

BAYLOR

Follow Baylor Baseball on Twitter, Instagram and Facebook: @BaylorBaseball

2025 BASEBALL GAME NOTES



GAMES 49-51



RV BAYLOR (30-18, 10-14 Big 12) • NR OKLAHOMA STATE (22-21, 10-11 Big 12)

Fri. May 9 • 6:30 p.m. • Watch: ESPN+ • Listen: ESPN Central Texas 1660 AM/92.3 FM
Sat. May 10 • 2:00 p.m. • Watch: ESPN+ • Listen: ESPN Central Texas 1660 AM/92.3 FM
Sun. May 11 • 1:00 p.m. • Watch: ESPN+ • Listen: ESPN Central Texas 1660 AM/92.3 FM
• Stats: BaylorStats.com • Waco, Texas • Baylor Ballpark (5,000) • Social Media: @BaylorBaseball | #SicEm

BAYLOR BEARS 30-18, 10-14 Big 12

| | | | | | |
|---------------|-------------------------------------|----------|-------------|---------------|----------|
| Rankings: | BA NR | D1 NR | NCBWA RV | COACHES NR | PG NR |
| Head Coach | Mitch Thompson (Fort Hays St, 1988) | | | | |
| Career Record | 72-84 (3rd season) | | | | |
| Baylor Record | 72-84 (3rd season) | | | | |

OSU COWBOYS 22-21, 10-11 Big 12

| | | | | | |
|---------------|--------------------------------------|----------|-------------|---------------|----------|
| Rankings: | BA NR | D1 NR | NCBWA RV | COACHES NR | PG NR |
| Head Coach | Josh Holliday (Oklahoma State, 1999) | | | | |
| Career Record | 467-259-2 (13th season) | | | | |
| OSU Record | 467-259-2 (13th season) | | | | |

2025 SCHEDULE/RESULTS

| Date | Opponent | Time/Result |
|----------------|------------------------------|------------------|
| Feb. 14 | Youngstown State | W, 10-3 |
| Feb. 15 - DH 1 | Youngstown State | W, 16-4 [7 inn.] |
| Feb. 15 - DH 2 | Youngstown State | W, 12-4 |
| Feb. 18 | UTSA | W, 5-0 |
| Feb. 21 | Gonzaga | W, 4-0 |
| Feb. 22 | Gonzaga | W, 5-2 |
| Feb. 23 | Gonzaga | L, 7-8 [10 inn.] |
| Feb. 25 | Stephen F. Austin | W, 9-4 |
| Feb. 28 | vs. No. 8 Oregon State # | L, 3-4 |
| March 1 | vs. Ohio State # | W, 8-6 |
| March 2 | vs. No. 25 Auburn # | L, 4-7 |
| March 4 | Tarleton | W, 7-2 |
| March 7 | Loyola Marymount | W, 9-4 |
| March 8 | Loyola Marymount | W, 6-3 |
| March 9 | Loyola Marymount | W, 9-1 |
| March 11 | Sam Houston | W, 9-2 |
| March 14 | at Kansas* | L, 1-9 |
| March 15 | at Kansas* | L, 7-14 |
| March 16 | at Kansas* | W, 9-7 |
| March 18 | at Texas State | W, 19-3 [7 inn.] |
| March 21 | Kansas State* | L, 2-8 |
| March 22 | Kansas State* | L, 4-14 |
| March 23 | Kansas State* | W, 19-4 [7 inn.] |
| March 25 | UT Arlington | W, 13-4 |
| March 28 | at No. 12 Arizona* | W, 8-5 |
| March 29 | at No. 12 Arizona* | W, 6-3 |
| March 30 | at No. 12 Arizona* | L, 6-11 |
| April 1 | HCU | W, 3-2 |
| April 4 | Houston* | L, 4-7 |
| April 5 | Houston* | W, 4-3 |
| April 6 | Houston* | L, 2-4 |
| April 8 | Texas State | L, 2-6 |
| April 11 | at Texas Tech* | L, 2-9 |
| April 12 | at Texas Tech* | W, 18-4 |
| April 13 | at Texas Tech* | L, 8-9 |
| April 15 | at UT Arlington | W, 9-8 [10 inn.] |
| April 17 | Utah* | L, 1-13 |
| April 18 | Utah* | W, 4-3 |
| April 19 | Utah* | W, 9-0 |
| April 22 | HCU | W, 9-1 |
| April 25 | at No. 23 TCU* | L, 2-7 |
| April 26 | at No. 23 TCU* | L, 4-8 |
| April 27 | at No. 23 TCU* | W, 6-3 |
| April 29 | at Sam Houston | W, 15-4 |
| May 2 | Arizona State* | W, 7-4 |
| May 3 | Arizona State* | L, 1-4 |
| May 4 | Arizona State* | L, 6-8 |
| May 6 | UTRGV | W, 10-7 |
| May 9 | Oklahoma State* | 6:30 p.m. |
| May 10 | Oklahoma State* | 2 p.m. |
| May 11 | Oklahoma State* | 1 p.m. |
| May 15 | at UCF* | 5:30 p.m. |
| May 16 | at UCF* | 5:30 p.m. |
| May 17 | at UCF* | 12 p.m. |
| May 21-24 | Big 12 Championship ! | TBD |
| May 30-June 2 | NCAA Regionals \$ | TBD |
| June 6-9 | NCAA Super Regionals \$ | TBD |
| June 12-23 | NCAA College World Series \$ | TBD |

All times CT and subject to change | Home games in **bold**
* Big 12 Conference game
Amegy Bank College Baseball Series (Arlington, Texas)
! Big 12 Championship (Arlington, Texas)
\$ NCAA Championships (Campus Sites | Omaha, Neb.)

STORYLINES

LEADING OFF

- Baylor Baseball wraps up its home portion of the 2025 schedule this weekend with three games against Oklahoma State before venturing to Orlando next weekend for a three-game set at UCF to wrap the regular season.
- The Bears are coming off a 10-7 victory over UTRGV on Tuesday night, finishing the regular season with a 20-4 non-conference record and 11-1 mark in midweek ballgames.
- BU will recognize 15 seniors on Saturday as part of its Senior Day ceremony.
- With two weeks remaining in the regular season, BU currently sits 11th in the Big 12 standings at 10-14.
- The top 12 teams in the conference standings this season will qualify for the Big 12 Championship Tournament in Arlington, Texas at Globe Life Field, home of the Texas Rangers.
- For the 12th week in a row, Baylor is currently receiving votes in the National Collegiate Baseball Writers Association (NCBWA) Top 25 poll. Baylor has not been ranked in a major poll since 2019.
- Baylor returns 22 players from its 2024 roster, including six position player starters, and welcomes 18 newcomers.
- BU has 16 seniors on its 2025 roster, including six fifth-year players and three sixth-year players.

2025 NOTABLES

- Baylor completed its first Opening Weekend sweep since 2019, outscoring Youngstown State 38-11.
 - The Bears posted back-to-back shutouts against UTSA and Gonzaga, the team's first consecutive shutouts since April 1-2, 2021.
 - BU recorded its third shutout of the year on April 19 vs. Utah, its most in a single season since 2022 (3).
 - Tuesday, March 11's game attendance (2,283) against Sam Houston was the largest crowd against a non-conference opponent, and the seventh-largest overall, of the Thompson era.
 - Baylor has won three games this year against ranked opponents (two at No. 12 Arizona; one at No. 23 TCU), marking the fifth, sixth and seventh ranked victories for the Bears under Thompson.
- Baylor is 21-3 when striking out nine or more batters this season.
 - BU is 20-3 when allowing two walks or less in 2025.
 - The Bears are 17-5 this year when racking up 10+ hits offensively.
 - Baylor owns a +93 overall run differential this season (343 runs scored, 250 runs allowed), which ranks 6th in the Big 12, trailing only West Virginia (+175), Kansas (+149), Arizona State (+140), TCU (+112) and UCF (+111).
 - Baylor's 3.39 walks per nine innings ranks 15th in the country and its 1.34 WHIP ranks 30th nationally.

IT'S ABOUT THE RESPONSE

- Baylor is 12-6 this season in games following a loss.
- Baylor has 12 come-from-behind wins this season, including one walk-off victory (April 1 vs. HCU).
- BU's most recent comeback victory came on Tuesday, May 6, vs. UTRGV (trailed 3-0, won 10-7).
- Baylor erased a five-run deficit to win 9-7 on Sunday, March 16 at Kansas, the largest comeback of the Thompson Era.

SERIES HISTORY AGAINST OKLAHOMA STATE

- Baylor is 44-57 all-time against Oklahoma State.
- BU is looking for its first series win over the Cowboys since 2018.
- This is the first meeting between the Bears and the Cowboys in Waco since 2022.

PROBABLE PITCHING MATCHUPS

- Fri. May 9 • 6:30 p.m. • **LHP Mason Green (0-1, 5.59 ERA)** vs. LHP Harrison Bodendorf (8-1, 2.63 ERA)
- Sat. May 10 • 2:00 p.m. • **LHP Ethan Calder (3-5, 5.71 ERA)** vs. RHP Mario Pesca (4-2, 3.88 ERA)
- Sun. May 11 • 1:00 p.m. • **TBD** vs. RHP Sean Youngerman (3-1, 1.99 ERA)

SOUTHPAW STARTERS

- Baylor has started a left-handed pitcher in each of its last 37 games, dating back to March 2 (Cole Stasio vs. Auburn).
- 2025 is the only season in the Statcrew Era (since 2003) that BU has started six different left-handed pitchers at any point in the year, and the third time in the same span with four different LHP starters.
- 2025 is the only time in the Statcrew Era that the Bears have started four different southpaws consecutively.

GAMES 49-51 - OKLAHOMA STATE 2025 QUICK FACTS

UNIVERSITY

| | |
|----------------------------|---|
| Location: | Waco, Texas |
| Chartered: | 1845, by Republic of Texas |
| Enrollment: | 20,626 |
| Conference: | Big 12 |
| Colors: | Green (PMS 560) & Gold (PMS 1235) |
| Nickname: | Bears |
| Mascot: | Indy & Belle (live Black Bears) |
| President: | Dr. Linda A. Livingstone |
| Faculty Representative: | Carson Mencken |
| Director of Athletics: | Mack Rhoades |
| Sport Administrator: | Brent Ingram |
| Athletic Department Phone: | 254.710.1234 |
| Ticket Information Phone: | 254.710.1000 |
| Stadium (capacity): | Baylor Ballpark at Ferrell Field (5,000) |
| Largest Crowd: | 5,911 (4/21/12 vs. Texas A&M) |
| Dimensions: | 330-400-330 |
| Press Box Phone: | 254.754.5546 |

BASEBALL HISTORY

| | |
|----------------------------------|----------------------------------|
| First Season: | 1902 |
| All-Time Record: | 2,465-1,842-12 (.572) |
| All-Time Big 12 Record: | 379-365 (.509) |
| Overall Postseason Record: | 45-45 (.500) |
| NCAA Regional Appearances: | 21 |
| NCAA Super Regional Appearances: | 4 |
| CWS Appearances: | 3 (1977, 1978, 2005) |
| Last NCAA Appearance: | 2019 (Los Angeles Regional) |
| Conference Titles: | 5 (1923, 1966, 2000, 2005, 2012) |
| Conf. Tournament Titles: | 4 (1977, 1978, 1993, 2018) |

2024 REVIEW

| | |
|------------------------------|----------------|
| 2024 Overall Record: | 22-31 |
| 2024 Big 12 Record (Finish): | 10-20 (11th) |
| 2024 Final Rankings: | NR/NR/NR/NR/NR |
| 2024 Postseason: | N/A |

2025 PREVIEW

| | |
|-----------------------------------|-------|
| Returning/Lost: | 22/18 |
| Position Starters Returning/Lost: | 6/3 |
| Starting Pitchers Returning/Lost: | 1/2 |
| Newcomers: | 18 |

COACHING STAFF

| | |
|---------------------------|--|
| Head Coach: | Mitch Thompson (Fort Hays State, 1988) |
| Record at Baylor: | 72-84 (3rd season) |
| Division I Career Record: | 72-84 (3rd season) |
| Overall Career Record: | 444-222-1 (12th season) |

Assistant Coaches:

| |
|---|
| Zach Dillon (3rd season; Baylor, 2005) |
| Sean Snedeker (1st season; Texas A&M, 1990) |
| Jim Blair (3rd season; Baylor, 2000) |

| | |
|---|------------------------------|
| Director of Operations: | Darin Thomas |
| Director of Player Development: | Brian Furlong |
| Associate Director of Ath. Performance: | Daniel Darcy |
| Athletics Trainer: | Josh Barnhill |
| Team Chaplains: | Bob Johns; Byron Weathersbee |
| Baseball Office Phone: | 254.710.3029 |
| Baseball Office Fax: | 254.710.3008 |

ATHLETICS COMMUNICATIONS

| | |
|--------------------|--|
| Baseball Contact: | Max Calderone |
| Cell Phone: | 254-265-1639 |
| E-mail: | Max_Calderone@Baylor.edu |
| BAC Office: | 1500 S. University Parks Dr. Waco, TX 76706 |
| Athletics Website: | www.BaylorBears.com |
| Social Media: | @BaylorBaseball |

2025 BAYLOR BASEBALL GAME NOTES

CLOSING TIME

- On the mound, sixth-year senior closer Gabe Craig earned a spot on two midseason watch lists: College Baseball Foundation's National Pitcher of the Year and the NCBWA Stopper of the Year Award.
- In 21 appearances so far this season, Craig has been outstanding with a 2-0 record, 0.72 ERA and nine saves.
- 19 of his outings have been scoreless, 12 have been hitless, and he has recorded multiple strikeouts in 14 outings.
- Craig boasts a 42:3 strikeout-to-walk ratio and an impressive 0.56 WHIP, having allowed just 11 hits, and has held opponents to a .134 batting average.
- In Big 12 play, Craig has allowed just one run on five hits in 13 innings with a 26:1 strikeout-to-walk ratio.
- Craig has not allowed a run over his last nine outings -- a scoreless streak of 13.1 innings.
- Craig's nine saves rank as the second-most in the Big 12 and 12th in the country; his 17 games finished are the most in the league.
- Craig's nine saves are also the most by a Bear since all-time saves leader Troy Montemayor had 11 in 2018.

TYRIQ KEMP! FROM THE NETHERLANDS!

- Senior shortstop Tyriq Kemp was named to the Brooks Wallace Award Watch List in mid-April, an award that honors the nation's top shortstop.
- The 5-foot-7 sparkplug from Rotterdam, The Netherlands, has been one of Baylor's best players in 2025, hitting .354 through 48 games with 14 doubles, five home runs and 37 RBIs, all the while playing gold-glove caliber defense.
- He has more than doubled his HR (2) and RBI (18) total from a year ago, while raising his batting average over 116 points from .238 in the 2024 season.
- In April, Kemp hit .381 (24-for-63) with four doubles, one triple, three home runs and drove in 14 runs.
- Kemp has reached base safely in 24 consecutive games entering the OSU weekend series.

THE BEST DEFENSIVE SHORTSTOP IN THE COUNTRY

- Through 48 games, shortstop Tyriq Kemp has committed just seven errors and fielded at a .967 percentage, tracking to be the best defensive season by a Baylor shortstop in the Statcrew Era (since 2003).
- Kemp ranks 19th in the country and fourth among shortstops in Defensive Runs Saved with 11.33.
- Kemp trails UCLA's Roch Cholewicki (14.97 DRS), TCU's Anthony Silva (13.32 DRS) and Utah Tech's Petey Soto Jr. (12.33 DRS) on the DRS leaderboards, but has made fewer errors and fielded at a higher percentage than both Silva (10 errors, .952 pct.) and Soto Jr. (15 errors, .933 pct.).
- Kemp was featured at No. 8 on SportsCenter's Top 10 plays on Sunday, May 4, after his fantastic back-handed diving stop and throw from deep in the hole for an out against Arizona State.

HEALTH CAMP

- After suffering eight season-ending injuries in 2024 and having 17 players miss at least one game due to injury, the Bears are healthy entering the 2025 season.
- Redshirt senior Hunter Simmons returns after suffering a gruesome lower leg injury in 2024 and playing just five games last season. The former outfielder figures to see time as BU's designated hitter in 2025.
- After playing in just one game last season, redshirt junior 1B/OF Gavin Brzozowski is back for the Bears, along with redshirt senior INF Will Pendergrass, who played in 19 games last year before suffering the second season-ending injury of his career.
- The Bears also return redshirt sophomore INF Jack Little, who suffered a preseason injury in 2024 and did not see action.

"HE WHO HAS THE BULLPEN WINS"

- A signature Mitch Thompson tagline, BU has leaned heavily on its experienced right-handed arms out of the 'pen.
- Outside of closer Gabe Craig, Thompson has called upon each of the following frequently:
- Senior RHP Will Glatch (23:6 K:BB) has been solid in leverage situations with a 1.17 ERA and 3-2 record across 23.0 IP.
- Senior RHP Caleb Bunch's 18 appearances rank 2nd on the team; he sports a 3.34 ERA across 32.1 IP.
- Junior RHP Grayson Murry (2.11 ERA) has made 12 scoreless appearances and is 3-0 on the season.
- Redshirt sophomore RHP Lucas Davenport (35.1 IP, 3rd on team) has eaten up innings as a long reliever.
- BU's bullpen has allowed 105 earned runs across 245.0 innings of relief, good for a 3.86 ERA, and had allowed just one earned run over its last 17 innings pitched entering the TCU series.

CONTROLLING THE RUNNING GAME

- Opponents have attempted to run just 44 times against BU (.92/g), and have been caught stealing 11 times (25%).
- Senior catcher Cortlan Castle has nabbed eight of 24 (33%) attempted basestealers so far this season.
- Baylor's 55 bags through 48 games as a team offensively are its most in a single-season since 2015 (64).

CALLING ON CALDER

- Ethan Calder picked up Big 12 Co-Pitcher of the Week honors after his outstanding Opening Day start, in which he tossed five innings and allowed just one run on two hits and a walk, while striking out 13.
- His 13 strikeouts were the most by a Bear on Opening Day since at least 2003, and the most by a Bear in any start since Logan Verrett fanned 14 on March 11, 2011, in a complete game against Louisiana Tech.
- Calder followed up his Opening Day brilliance with seven shutout innings against Gonzaga, tying a career-high.
- A 2024 All-Big 12 honorable mention selection, Calder returned the second-lowest ERA among any returning qualified pitchers in the Big 12 (min. 1 IP/GP) after sporting a 3.23 ERA a year ago.

2025 BAYLOR BASEBALL GAME NOTES

NEW IMPACT ARMS

- Three of BU's junior college additions were selected among the Top Impact JUCO Transfer pitchers this preseason in RHP Lucas Davenport (#45, D1Baseball), LHP Caleb Jameson (#10, D1Baseball; #22, Prep Baseball) and LHP Stefan Stahl (#8, D1Baseball; #18 Prep Baseball).
- Davenport brings a championship pedigree after serving as the staff ace for Blinn College, the 2024 junior college national champions. He posted a 3.75 ERA and 10-2 record across 16 starts and 103.1 innings pitched with 86 strikeouts and 23 walks.
- Jameson went 3-0 with a 1.59 ERA in 17 innings as a sophomore at Paris JC and was named a 2023 Texas-New Mexico JUCO All-Star.
- Stahl went a perfect 5-0 with 99 strikeouts across 67 innings in two seasons at Waco's McLennan CC.

A STABLE OF SOUTHPAWS

- The Bears have seven left-handed pitchers on their 2025 roster, a drastic increase from carrying just one in 2023.
- Ethan Calder, who began his career as a walk-on outfielder, headlines the stable of lefties. A 2024 honorable mention All-Big 12 selection as a relief pitcher, Calder will slide into the Bears' rotation to start the 2025 campaign.
- Also returning are sophomores Mason Green (15 appearances, 8 starts, 40.0 IP) and RJ Ruais (22 appearances, 2 starts, 34.2 IP), who were among BU's most used arms in 2024.
- BU added junior college transfers in junior Caleb Jameson (Paris JC) and junior Stefan Stahl (McLennan CC), as well as sixth-year senior Bryson Bales, a Division I bounceback from Hendrix College who began his career at Louisiana Tech.
- Talented freshman Carson Bailey rounds out the left-handed portion of Baylor's pitching staff.

THE RIGHT SIDE, WHERE OLD MEETS NEW

- All six of the returning right-handed arms on the Baylor pitching staff are seniors, including three fifth-years (Drew Leach, Andrew Petrowski, Cole Stasio) and two sixth-years (Gabe Craig, Patrick Hail). Will Glatch is the lone "traditional" senior right-hander returning to the roster.
- Seven newcomers make up the remainder of the RHPs, including four freshmen (Cayden Baker, Brayden Bergman, Camden Clewett, Jack Hickerson), two junior college transfers (Lucas Davenport, Grayson Murry) and one transfer portal addition (Caleb Bunch).

BEARS IN THE BIGS

- 3 former Bears were included on 2025 Opening Day rosters - Cody Bradford (TEX), Shea Langeliers (ATH) and Max Muncy (LAD).
- Current Triple-A players, Nick Loftin (KC) and Davis Wendzel (TEX) also appeared in the bigs in 2024.
- In 2024, Muncy became the first Bear in program history to win two World Series titles.
- There have now been 48 Bears all-time that have reached the big leagues.

SNED EFFECT

- Baylor introduced Sean Snedeker as the program's new pitching coach on June 12, 2024. A 31-year coaching veteran, "Sned" brings 18 years of experience as a collegiate pitching coach to Waco after spending the last seven seasons at Lamar. Prior to his time with the Cardinals, Snedeker made stops at Oral Roberts (2013-17) and Duke (2007-12) after a 13-year career in professional baseball.
- During his time at the college level, Snedeker has produced 39 MLB draft picks, six All-Americans, five conference pitchers of the year and 29 all-conference selections.
- At each of his three previous collegiate stops, Snedeker has led a pitching staff to a top-10 ERA ranking nationally, including Lamar in 2024 (3.74, 2nd) and 2023 (3.96, 6th), Oral Roberts in 2017 (3.06, 6th) and Duke in 2008 (3.71, 6th).

THE DREAM TEAM

- Head coach Mitch Thompson has assembled an all-star cast of assistant coaches and support staff members, bringing home former Baylor greats Zach Dillon and Jim Blair, as well as familiar faces in Darin Thomas and Brian Furlong.
- Dillon, a 2005 Baylor graduate, was hired as Thompson's hitting coach and recruiting coordinator. The starting catcher on the Bears' '05 College World Series team, Dillon later served as the volunteer assistant coach for BU in 2012. As a player, he was an integral part of three NCAA Tournament squads, two NCAA Super Regionals, and the CWS berth in 2005. He was a two-time All-Big 12 selection and was named the 2006 Big 12 Player of the Year, as well as a semifinalist for the Johnny Bench Award.
- Blair, a member of Thompson's first recruiting class at Baylor, is a 2000 Baylor graduate who owns the program's longest hitting streak, a 31-game stretch that lasted over parts of two seasons.
- Thomas, the director of baseball operations, served as the head coach at UT Arlington for the last 15 years before joining his longtime friend, Mitch Thompson, in Waco. He won over 400 games as the Mavericks' head man.
- Furlong, the director of player development, is a longtime friend of Zach Dillon's and teamed up with the Bears after four seasons as the pitching coach at Xavier.

2025 RECORD BY UNIFORM

- White - 5-3
- White Pinstripes - 6-3
- Gray Pinstripes - 2-3
- Green - 12-3
- Gold - 5-6

2025 RECORD BY DAY OF THE WEEK

- Tuesday - 11-1
- Wednesday - 0-0
- Thursday - 0-1
- Friday - 6-6
- Saturday - 8-4
- Sunday - 5-6

@BAYLORBASEBALL

GAMES 49-51 - OKLAHOMA STATE



MITCH THOMPSON

HEAD COACH

3rd SEASON (3rd at Baylor)

THE THOMPSON FILE

PERSONAL

Hometown: Goodland, Kan.

College: Fort Hays State, 1988; Mississippi State, 1991

Family: Wife - Amber; Daughters - Mary Conley, Caroline

COACHING EXPERIENCE

1990 - Mississippi State, graduate assistant
1991 - Radford, assistant coach
1992-1993 - Mississippi State, assistant coach
1994 - Auburn, assistant coach
1995-2009 - Baylor, assistant coach
2010-2012 - Baylor, assistant head coach
2014-2022 - McLennan CC, head coach
2023-present - Baylor, head coach

BY THE NUMBERS

POSTSEASON EXPERIENCE

17 - NCAA Regionals
3 - NCAA Super Regionals
3 - College World Series Appearances
8 - NJCAA Region Tournaments
2 - NJCAA Super Regionals
4 - NJCAA World Series Appearances
1 - NJCAA World Series Championship (2021)

WHILE AT BAYLOR

3 - Big 12 Championships
12 - NCAA Regional Appearances
3 - NCAA Super Regional Appearances
1 - NCAA College World Series (2005)
10 - 40-Win Seasons
101 - All-Conference Honorees
16 - All-Americans
13 - Freshman All-Americans
73 - MLB Draftees/Signees

THE THOMPSON WORKSHEET

| YEAR | SCHOOL | OVERALL | CONF. |
|------|-------------|---------|-------|
| 2014 | McLennan CC | 32-27 | 17-15 |
| 2015 | McLennan CC | 41-20 | 19-13 |
| 2016 | McLennan CC | 45-12 | 25-7 |
| 2017 | McLennan CC | 52-13 | 26-6 |
| 2018 | McLennan CC | 44-15 | 25-7 |
| 2019 | McLennan CC | 42-17 | 24-8 |
| 2020 | McLennan CC | 19-5 | 5-1 |
| 2021 | McLennan CC | 47-16 | 27-7 |
| 2022 | McLennan CC | 50-13-1 | 28-4 |
| 2023 | Baylor | 20-35 | 6-18 |
| 2024 | Baylor | 22-31 | 10-20 |
| 2025 | Baylor | 30-18 | 10-14 |

TOTALS

| | | | |
|---------------|------------|-----------|---------|
| CAREER | 12 Seasons | 444-222-1 | 222-120 |
| JUCO | 9 Seasons | 372-138-1 | 196-68 |
| Div. I | 3rd Season | 72-84 | 26-52 |
| Baylor | 3rd Season | 72-84 | 26-52 |

TEAM HONORS

No. 12 in Preseason D1Baseball Big 12 Poll
No. 13 in Preseason Big 12 Coaches Poll

INDIVIDUAL SEASON HONORS

ENZO APODACA, OF
March 28 - Week 5 Bragan Slugger of the Week
Bobby Bragan National Collegiate Slugger Award Watch List
Preseason - #56 Senior (Perfect Game)

BRAYDEN BERGMAN, RHP
Preseason - #42 Freshman (Perfect Game)

ETHAN CALDER, LHP
Feb. 17 - Big 12 Co-Pitcher of the Week

GABE CRAIG, RHP
College Baseball Foundation National Pitcher of the Year Watch List (April 18)
NCBWA Stopper of the Year Award Midseason Watch List (April 23)

LUCAS DAVENPORT, RHP
Preseason - #45 Impact JUCO Pitcher Transfer (D1Baseball)

CALEB JAMESON, LHP
Preseason - #10 Impact JUCO Pitcher Transfer (D1Baseball)
Preseason - #22 Top JUCO Transfer (Prep Baseball)

WESLEY JORDAN, OF
Bobby Bragan National Collegiate Slugger Award Watch List
Preseason - All-Big 12 DH (Coaches Poll)

TYRIQ KEMP, INF
Brooks Wallace Award Watch List (April 18)
Week 12 - No. 23 Shortstop in the Country (D1Baseball)

TRAVIS SANDERS, INF
Week 12 - No. 23 Second Baseman in the Country (D1Baseball)

STEFAN STAHL, LHP
Preseason - #8 Impact JUCO Pitcher Transfer (D1Baseball)
Preseason - #18 Top JUCO Transfer (Prep Baseball)

ROSTER BREAKDOWN

BY YEAR

Senior (16) - Enzo Apodaca, Bryson Bales, Caleb Bunch, Cortlan Castle, Gabe Craig, Will Glatch, Patrick Hail, Ty Johnson, Wesley Jordan, Tyriq Kemp, Drew Leach, Will Pendergrass, Andrew Petrowski, Hunter Simmons, Cole Stasio, Hunter Teplanszky
Junior (5) - Caleb Bergman, Gavin Brzozowski, Ethan Calder, Jake Kolkhorst, Grayson Murry, Stefan Stahl
Sophomore (9) - Gavin Brzozowski, Brayden Buchanan, Lucas Davenport, Mason Green, Caleb Jameson, JJ Kennett, Jack Little, RJ Ruais, Travis Sanders
Freshman (11) - Carson Bailey, Cayden Baker, Brayden Bergman, Brytton Clements, Camden Clewett, Jack Hickerson, Samuel Jenkins, Pearson Riebock, Hunter Snow, Brett White, John Youens

BY EXPERIENCE AT BAYLOR

5th Year (1) - Cole Stasio
4th Year (2) - Cortlan Castle, Drew Leach
3rd Year (8) - Caleb Bergman, Gavin Brzozowski, Ethan Calder, Gabe Craig, Will Pendergrass, Andrew Petrowski, Hunter Simmons, Hunter Teplanszky
2nd Year (11) - Enzo Apodaca, Brayden Buchanan, Will Glatch, Mason Green, Patrick Hail, Ty Johnson, Wesley Jordan, Tyriq Kemp, Jack Little, RJ Ruais, John Youens
1st Year (19) - Carson Bailey, Cayden Baker, Bryson Bales, Brayden Bergman, Caleb Bunch, Brytton Clements, Camden Clewett, Lucas Davenport, Jack Hickerson, Caleb Jameson, Samuel Jenkins, JJ Kennett, Jake Kolkhorst, Grayson Murry, Pearson Riebock, Travis Sanders, Stefan Stahl, Hunter Snow, Brett White

BY HOMETOWN

Texas (34) - Carson Bailey, Bryson Bales, Brayden Bergman, Caleb Bergman, Gavin Brzozowski, Brayden Buchanan, Caleb Bunch, Ethan Calder, Cortlan Castle, Brytton Clements, Camden Clewett, Gabe Craig, Lucas Davenport, Will Glatch, Mason Green, Patrick Hail, Jack Hickerson, Caleb Jameson, Samuel Jenkins, Ty Johnson, Wesley Jordan, Jake Kolkhorst, Drew Leach, Jack Little, Grayson Murry, Will Pendergrass, Andrew Petrowski, Pearson Riebock, RJ Ruais, Travis Sanders, Hunter Simmons, Stefan Stahl, Hunter Teplanszky, John Youens
Arizona (1) - Enzo Apodaca
Florida (1) - Cole Stasio
Indiana (1) - Hunter Snow
Iowa (1) - Brett White
Louisiana (1) - JJ Kennett
Mississippi (1) - Cayden Baker
The Netherlands (1) - Tyriq Kemp

COACHING DUTIES

DUGOUT - Head Coach Mitch Thompson
3RD BASE - Assistant Coach Jim Blair
1ST BASE - Assistant Coach Zach Dillon
PITCHING COACH - Assistant Coach Sean Snedeker

2025 NUMERICAL ROSTER

| No. | Name | Pos. | B/T | Ht. | Wt. | YR-Exp at BU. | Hometown/Previous School |
|-----|-------------------|--------|-----|------|-----|---------------|---|
| 1 | Hunter Teplanszky | INF | S/R | 6-3 | 188 | SR-3rd Year | Flower Mound, Texas/Marcus HS/TCU |
| 2 | Gavin Brzozowski | 1B/OF | L/L | 6-1 | 198 | R-SO-3rd Year | Mansfield, Texas/Mansfield HS/Northeast Texas CC |
| 3 | Enzo Apodaca | OF | L/L | 5-9 | 194 | R-SR-2nd Year | Scottsdale, Ariz./Chaparral HS/Gonzaga |
| 4 | JJ Kennett | C | R/R | 5-10 | 174 | SO-1st Year | Mandeville, La./Ridge Point (Texas) HS/Dallas Baptist |
| 5 | Pearson Riebock | INF | L/R | 6-0 | 181 | FR-1st Year | Rockwall, Texas/Rockwall HS |
| 6 | Travis Sanders | INF | R/R | 6-1 | 186 | R-SO-1st Year | Copperas Cove, Texas/Copperas Cove HS/Texas Tech |
| 9 | Hunter Simmons | 1B/OF | R/R | 5-11 | 229 | R-SR-3rd Year | Mansfield, Texas/Mansfield HS/Howard College |
| 10 | Brayden Bergman | RHP | R/R | 6-1 | 200 | FR-1st Year | Parker, Texas/Plano East HS |
| 11 | Will Pendergrass | INF | R/R | 6-2 | 211 | R-SR-3rd Year | Missouri City, Texas/Ridge Point HS/Cisco CC |
| 12 | Mason Green | LHP | R/L | 6-2 | 218 | SO-2nd Year | Cypress, Texas/Cy Woods HS |
| 13 | Tyriq Kemp | INF | L/R | 5-7 | 156 | SR-2nd Year | Rotterdam, The Netherlands/Western Oklahoma CC |
| 14 | Samuel Jenkins | OF | L/R | 6-2 | 220 | FR-1st Year | Dallas, Texas/Trinity Christian Academy |
| 15 | Brayden Buchanan | C | R/R | 6-1 | 229 | SO-2nd Year | Austin, Texas/Vandegrift HS |
| 16 | Hunter Snow | OF | L/R | 6-2 | 204 | FR-1st Year | Carmel, Ind./Carmel HS |
| 18 | Andrew Petrowski | RHP | R/R | 6-1 | 223 | R-SR-3rd Year | San Antonio, Texas/Clark HS/San Jacinto CC |
| 19 | Cortlan Castle | C | R/R | 5-11 | 200 | SR-4th Year | Woodway, Texas/Midway HS |
| 20 | Brytton Clements | INF | R/R | 6-1 | 185 | FR-1st Year | Laredo, Texas/Alexander HS |
| 22 | Jack Little | INF | R/R | 6-1 | 211 | R-SO-2nd Year | Katy, Texas/Obra D. Tompkins HS/Wichita State |
| 23 | Ty Johnson | OF | L/R | 6-0 | 188 | SR-2nd Year | Flower Mound, Texas/Marcus HS/McLennan CC |
| 26 | Jack Hickerson | RHP | R/R | 6-3 | 179 | FR-1st Year | Corinth, Texas/Guyer HS |
| 28 | Brett White | INF | L/R | 6-1 | 210 | FR-1st Year | North Liberty, Iowa/Solon HS |
| 29 | Carson Bailey | LHP | R/L | 6-3 | 202 | FR-1st Year | Richardson, Texas/J.J. Pearce HS |
| 30 | Gabe Craig | RHP | R/R | 6-5 | 209 | R-SR-3rd Year | Tyler, Texas/Grace Community HS/Tyler JC |
| 32 | Caleb Bergman | OF | R/R | 5-9 | 171 | JR-3rd Year | Parker, Texas/Plano East HS |
| 33 | Wesley Jordan | OF | R/R | 6-3 | 222 | SR-2nd Year | Highland Village, Texas/Marcus HS/Navarro College |
| 34 | Caleb Jameson | LHP | L/L | 6-1 | 184 | R-SO-1st Year | Paris, Texas/Prairiland HS/Paris JC |
| 36 | Ethan Calder | LHP | L/L | 5-11 | 191 | JR-3rd Year | Austin, Texas/Lake Travis HS |
| 37 | Cayden Baker | RHP | L/R | 6-0 | 211 | FR-1st Year | Olive Branch, Miss./Lewisburg HS |
| 38 | Bryson Bales | LHP | L/L | 6-3 | 227 | R-SR-1st Year | Round Rock, Texas/Cedar Ridge HS/Hendrix College |
| 42 | Camden Clewett | RHP/UT | R/R | 5-11 | 226 | FR-1st Year | Montgomery, Texas/Montgomery HS |
| 44 | Will Glatch | RHP | R/R | 6-2 | 214 | SR-2nd Year | Frisco, Texas/Liberty HS/McLennan CC |
| 45 | John Youens | 1B | L/L | 6-2 | 204 | R-FR-2nd Year | Waco, Texas/Bosqueville HS |
| 46 | Grayson Murry | RHP | S/R | 6-5 | 219 | JR-1st Year | Tyler, Texas/Brook Hill HS/Tyler JC |
| 48 | Lucas Davenport | RHP | R/R | 6-6 | 231 | R-SO-1st Year | Prosper, Texas/Prosper HS/Blinn College |
| 49 | Stefan Stahl | LHP | L/L | 6-2 | 192 | JR-1st Year | Richardson, Texas/J.J. Pearce HS/McLennan CC |
| 50 | Patrick Hail | RHP | R/R | 6-6 | 250 | R-SR-2nd Year | Arlington, Texas/Arlington Martin HS/Lamar |
| 51 | Cole Stasio | RHP | R/R | 6-5 | 219 | R-SR-5th Year | Davie, Fla./American Heritage HS |
| 52 | Caleb Bunch | RHP | R/R | 6-6 | 213 | SR-1st Year | Keller, Texas/Covenant Christian Academy/Northwestern St. |
| 54 | Drew Leach | RHP | R/R | 6-3 | 239 | R-SR-4th Year | Houston, Texas/Strake Jesuit College Prep/Alvin CC |
| 63 | Jake Kolkhorst | RHP | R/R | 6-2 | 200 | R-JR-1st Year | Brenham, Texas/Brenham HS/Blinn College |
| 89 | RJ Ruais | LHP/UT | L/L | 6-2 | 212 | SO-2nd Year | Celina, Texas/Celina HS |

COACHING STAFF:

| | |
|---|---|
| Head Coach: | 25 Mitch Thompson (Fort Hays State, 1988; 3rd Season) |
| Hitting Coach: | 21 Zach Dillon (Baylor, 2005; 3rd Season) |
| Pitching Coach: | 55 Sean Snedeker (Texas A&M, 1990; 1st Season) |
| Assistant Coach: | 40 Jim Blair (Baylor, 2000; 3rd Season) |
| Dir. of Operations: | Darin Thomas (Oklahoma Christian, 1989; 3rd Season) |
| Dir. of Player Development: | Brian Furlong (Iowa, 2007; 3rd Season) |
| Assoc. Dir. of Ath. Performance: | Daniel Darcy (Canisius, 2008; 1st Season) |
| Athletic Trainer: | Josh Barnhill (Texas State, 2017; 5th Season) |

PRONUNCIATIONS:

| | | | |
|-------------------------|----------------|--------------------------|-----------------|
| Enzo APODACA | AH-poh-DAH-cuh | Andrew PETROWSKI | Puh-TROW-skee |
| Gavin BRZOWOWSKI | Briz-AH-skee | Pearson RIEBOCK | REE-bock |
| Ethan CALDER | CALL-der | RJ RUAIS | ROO-ay |
| BRYTTON Clements | BRY-ton | STEFAN STAHL | Stuh-FAHN Stall |
| TYRIQ Kemp | Ty-REEK | Cole STASIO | STAZ-ee-oh |
| JJ KENNETT | KEN-it | Hunter TEPLANSZKY | Tuh-PLAN-ski |
| Jake KOLKHORST | KOLK-horst | John YOUENS | YOU-ens |

| BAYLOR'S RECORD WHEN... | | | | | | | | | | | |
|-------------------------------|----|-------|----|--------------|----|----|----|----|----|----|-----|
| SITUATION | | 2025 | | THOMPSON ERA | | | | | | | |
| Overall | | 30-18 | | 72-84 | | | | | | | |
| Conference | | 10-14 | | 26-52 | | | | | | | |
| Non-conference | | 20-4 | | 46-32 | | | | | | | |
| Home games | | 21-9 | | 55-44 | | | | | | | |
| Road games | | 8-7 | | 16-35 | | | | | | | |
| Neutral site | | 1-2 | | 1-5 | | | | | | | |
| Day games | | 15-10 | | 32-46 | | | | | | | |
| Night games | | 15-8 | | 40-38 | | | | | | | |
| vs. LHSP | | 7-4 | | 15-25 | | | | | | | |
| vs. RHSP | | 23-14 | | 57-59 | | | | | | | |
| 1-run games | | 4-3 | | 11-12 | | | | | | | |
| 2-run games | | 2-2 | | 10-13 | | | | | | | |
| 5+ run games | | 16-8 | | 36-41 | | | | | | | |
| Extra innings | | 1-1 | | 5-5 | | | | | | | |
| Shutouts | | 3-0 | | 4-3 | | | | | | | |
| Scoring 0-2 runs | | 0-8 | | 0-32 | | | | | | | |
| Scoring 3-5 runs | | 6-5 | | 14-34 | | | | | | | |
| Scoring 6-9 runs | | 15-5 | | 31-18 | | | | | | | |
| Scoring 10+ runs | | 9-0 | | 27-0 | | | | | | | |
| Opponent scoring 0-2 runs | | 9-0 | | 20-2 | | | | | | | |
| Opponent scoring 3-5 runs | | 17-3 | | 37-13 | | | | | | | |
| Opponent scoring 6-9 runs | | 4-11 | | 14-36 | | | | | | | |
| Opponent scoring 10+ runs | | 0-4 | | 1-33 | | | | | | | |
| Scored in 1st inning | | 13-6 | | 36-21 | | | | | | | |
| Opponent scores in 1st inning | | 5-4 | | 19-39 | | | | | | | |
| Scores first | | 25-8 | | 48-25 | | | | | | | |
| Opponent scores first | | 5-10 | | 24-59 | | | | | | | |
| Leading after 6 | | 25-2 | | 59-5 | | | | | | | |
| Trailing after 6 | | 2-15 | | 7-69 | | | | | | | |
| Tied after 6 | | 3-1 | | 6-10 | | | | | | | |
| Leading after 7 | | 24-1 | | 61-4 | | | | | | | |
| Trailing after 7 | | 0-16 | | 4-71 | | | | | | | |
| Tied after 7 | | 3-1 | | 4-6 | | | | | | | |
| Leading after 8 | | 26-1 | | 63-3 | | | | | | | |
| Trailing after 8 | | 0-17 | | 3-72 | | | | | | | |
| Tied after 8 | | 1-0 | | 3-3 | | | | | | | |
| Hit 0 homers | | 12-11 | | 31-47 | | | | | | | |
| Hit 1 homer | | 9-4 | | 20-28 | | | | | | | |
| Hit 2+ homers | | 9-3 | | 21-9 | | | | | | | |
| Opponent hits 0 homers | | 15-5 | | 42-26 | | | | | | | |
| Opponent hits 1 homer | | 11-8 | | 20-22 | | | | | | | |
| Opponent hits 2+ homers | | 4-5 | | 10-35 | | | | | | | |
| Made 0 errors | | 11-4 | | 26-23 | | | | | | | |
| Made 1 error | | 11-6 | | 26-24 | | | | | | | |
| Made 2+ errors | | 8-8 | | 20-37 | | | | | | | |
| Opponent made 0 errors | | 8-7 | | 20-38 | | | | | | | |
| Opponent made 1 error | | 6-4 | | 15-27 | | | | | | | |
| Opponent made 2+ errors | | 16-7 | | 37-19 | | | | | | | |
| Out-hit opponent | | 27-2 | | 59-10 | | | | | | | |
| Out-hit by opponent | | 3-16 | | 10-71 | | | | | | | |
| Hits are tied | | 0-0 | | 3-3 | | | | | | | |
| 2025 SCORE BY INNINGS | | | | | | | | | | | |
| | 1 | 2 | 3 | 4 | 5 | 6 | 7 | 8 | 9 | EX | TOT |
| Baylor | 32 | 43 | 41 | 46 | 41 | 54 | 40 | 31 | 14 | 1 | 343 |
| Opponent | 26 | 30 | 40 | 35 | 31 | 25 | 21 | 30 | 10 | 1 | 250 |

| INHERITED RUNNERS | | |
|-----------------------------------|---------------------------------------|----------------------|
| PITCHER | INHERITED | SCORED |
| Carson Bailey | 0 | 0 |
| Bryson Bales | 1 | 0 |
| Brayden Bergman | 0 | 0 |
| Caleb Bunch | 9 | 0 |
| Camden Clewett | 1 | 0 |
| Gabe Craig | 8 | 4 |
| Lucas Davenport | 15 | 8 |
| Will Glatch | 9 | 2 |
| Patrick Hail | 3 | 1 |
| Caleb Jameson | 6 | 2 |
| Drew Leach | 3 | 2 |
| Grayson Murry | 14 | 6 |
| Andrew Petrowski | 4 | 0 |
| RJ Ruais | 8 | 2 |
| Stefan Stahl | 2 | 0 |
| Cole Stasio | 8 | 5 |
| Hunter Teplanszky | 0 | 0 |
| TOTAL | 91 | 32 |
| 2025 SAVES | | |
| PITCHER (No.) | vs. | IP (H, R-ER, BB, SO) |
| Caleb Bunch (1) | Youngstown St. (2/14) | 3.0 (6, 2-2, 0, 0) |
| Will Glatch (1) | Youngstown St. (2/15-1) | 1.2 (0, 0-0, 1, 1) |
| Stefan Stahl (1) | Gonzaga (2/21) | 2.0 (0, 0-0, 0, 1) |
| Gabe Craig (1) | Gonzaga (2/22) | 1.0 (0, 0-0, 1, 0) |
| Gabe Craig (2) | vs. Ohio State (3/1) | 1.0 (0, 0-0, 0, 0) |
| Gabe Craig (3) | LMU (3/8) | 1.1 (0, 0-0, 0, 3) |
| Gabe Craig (4) | at Kansas (3/16) | 1.0 (0, 0-0, 0, 3) |
| Gabe Craig (5) | at Arizona (3/28) | 1.0 (0, 0-0, 0, 1) |
| Gabe Craig (6) | at Arizona (3/29) | 1.0 (1, 0-0, 0, 2) |
| Caleb Bunch (2) | at Texas Tech (4/12) | 3.0 (1, 1-1, 0, 1) |
| Grayson Murry (1) | at UT Arlington (4/15) | 1.0 (0, 0-0, 1, 2) |
| Gabe Craig (7) | at TCU (4/27) | 2.0 (1, 0-0, 0, 5) |
| Gabe Craig (8) | Arizona State (5/2) | 2.0 (0, 0-0, 1, 4) |
| Gabe Craig (9) | UTRGV (5/6) | 1.0 (1, 0-0, 0, 1) |
| STARTS OF 5+ IP & 3 ER OR LESS | | |
| PITCHER | vs. | IP (H, R-ER, BB, SO) |
| Ethan Calder (1) | Youngstown St. (2/14) | 5.0 (2, 1-1, 1, 13) |
| Ethan Calder (2) | Gonzaga (2/21) | 7.0 (4, 0-0, 0, 2)* |
| Carson Bailey (1) | SFA (2/25) | 5.0 (3, 4-0, 0, 7) |
| Bryson Bales (1) | vs. Ohio State (3/1) | 5.0 (3, 1-1, 2, 3) |
| Ethan Calder (3) | LMU (3/8) | 5.0 (5, 3-3, 1, 5) |
| Carson Bailey (2) | LMU (3/9) | 5.0 (3, 1-1, 2, 6) |
| Ethan Calder (4) | Houston (4/4) | 5.0 (4, 1-1, 2, 4) |
| Carson Bailey (3) | Houston (4/5) | 6.0 (2, 3-0, 3, 6)* |
| Ethan Calder (5) | at Texas Tech (4/11) | 6.0 (6, 1-1, 3, 3)* |
| Carson Bailey (4) | at Texas Tech (4/12) | 6.0 (5, 3-2, 2, 6)* |
| Carson Bailey (5) | Utah (4/18) | 6.0 (6, 3-3, 0, 4)* |
| Carson Bailey (6) | Arizona State (5/3) | 6.0 (5, 2-2, 2, 6)* |
| *Quality Start | | |
| MISCELLANEOUS STATISTICS | | |
| Current Streak..... | Won 1 | |
| Current Home Streak..... | Won 1 | |
| Current Road/Neutral Streak..... | Won 2 | |
| Current Nonconference Streak..... | Won 4 | |
| Current Conference Streak..... | Lost 2 | |
| Last Win..... | May 6, 2025, vs. UTRGV (10-7) | |
| Last Home Win..... | Same as above | |
| Last Away Win..... | April 29, 2025, at Sam Houston (15-4) | |
| Last Loss..... | May 4, 2025, vs. Arizona State (6-8) | |
| Last Home Loss..... | Same as above | |
| Last Away Loss..... | April 26, 2025, at #23 TCU (4-8) | |

| HITTING STREAKS | | | | | |
|----------------------------|---------|---------|----|----|-------|
| Player | Longest | Current | | | |
| Enzo Apodaca | 15 | 15 | | | |
| Tyriq Kemp | 16 | 7 | | | |
| Gavin Brzozowski | 4 | 3 | | | |
| Cortlan Castle | 5 | 1 | | | |
| Wesley Jordan | 5 | 1 | | | |
| Will Pendergrass | 2 | 1 | | | |
| Hunter Simmons | 17 | 1 | | | |
| Travis Sanders | 8 | -- | | | |
| Pearson Riebock | 7 | -- | | | |
| Ty Johnson | 5 | -- | | | |
| JJ Kennett | 4 | -- | | | |
| Jack Little | 4 | -- | | | |
| John Youens | 2 | -- | | | |
| Caleb Bergman | 1 | -- | | | |
| Hunter Teplanszky | 1 | -- | | | |
| REACHED BASE STREAKS* | | | | | |
| Player | Longest | Current | | | |
| Tyriq Kemp | 24 | 24 | | | |
| Enzo Apodaca | 15 | 15 | | | |
| Pearson Riebock | 15 | 11 | | | |
| Ty Johnson | 8 | 7 | | | |
| Wesley Jordan | 14 | 4 | | | |
| Gavin Brzozowski | 4 | 3 | | | |
| Cortlan Castle | 6 | 3 | | | |
| JJ Kennett | 7 | 3 | | | |
| Brayden Buchanan | -- | 2* | | | |
| Hunter Simmons | 29 | 2 | | | |
| Will Pendergrass | 3 | 1 | | | |
| John Youens | 3 | 1 | | | |
| Jack Little | 19 | -- | | | |
| Travis Sanders | 9 | -- | | | |
| Hunter Teplanszky | 4 | -- | | | |
| Caleb Bergman | 2 | -- | | | |
| *Dates back to 2024 season | | | | | |
| MULTI-HIT GAMES | | | | | |
| Player | 2 | 3 | 4 | 5+ | Total |
| Hunter Simmons | 13 | 3 | 1 | -- | 17 |
| Tyriq Kemp | 10 | 4 | 2 | -- | 16 |
| Pearson Riebock | 13 | 3 | -- | -- | 16 |
| Travis Sanders | 9 | 4 | 1 | -- | 14 |
| Enzo Apodaca | 9 | 4 | -- | -- | 13 |
| Ty Johnson | 11 | 1 | -- | -- | 12 |
| Wesley Jordan | 5 | 6 | 1 | -- | 12 |
| Jack Little | 8 | 2 | -- | -- | 10 |
| Cortlan Castle | 9 | -- | -- | -- | 9 |
| Gavin Brzozowski | 4 | -- | -- | -- | 4 |
| JJ Kennett | 2 | 1 | -- | -- | 3 |
| Will Pendergrass | 1 | -- | -- | -- | 1 |
| Hunter Teplanszky | 1 | -- | -- | -- | 1 |
| John Youens | 1 | -- | -- | -- | 1 |
| MULTI-RBI GAMES | | | | | |
| Player | 2 | 3 | 4 | 5+ | Total |
| Wesley Jordan | 6 | 2 | 1 | 1 | 10 |
| Tyriq Kemp | 5 | 3 | 1 | -- | 9 |
| Enzo Apodaca | 5 | 2 | 1 | -- | 8 |
| Ty Johnson | 5 | 1 | 2 | -- | 8 |
| Jack Little | 5 | 3 | -- | -- | 8 |
| Pearson Riebock | 7 | 1 | -- | -- | 8 |
| Hunter Simmons | 6 | 1 | 1 | -- | 8 |
| JJ Kennett | 1 | 3 | 1 | -- | 5 |
| Gavin Brzozowski | 3 | 1 | -- | -- | 4 |
| Travis Sanders | 1 | 3 | -- | -- | 4 |
| Cortlan Castle | 2 | -- | 1 | -- | 3 |
| Will Pendergrass | -- | -- | 1 | -- | 1 |
| Hunter Teplanszky | 1 | -- | -- | -- | 1 |
| John Youens | 1 | -- | -- | -- | 1 |

STARTING LINEUP BY DEFENSIVE POSITION

| DATE | OPPONENT | P | C | 1B | 2B | 3B | SS | LF | CF | RF | DH |
|------|-------------------|---------|---------|-------------|---------|------------|------|------------|---------|------------|---------|
| 2/14 | YOUNGSTOWN STATE | CALDER | CASTLE | BRZOZOWSKI | LITTLE | TEPLANSZKY | KEMP | JORDAN | JOHNSON | APODACA | SIMMONS |
| 2/15 | YOUNGSTOWN STATE | BALES | KENNETT | BRZOZOWSKI | LITTLE | SANDERS | KEMP | JORDAN | JOHNSON | APODACA | SIMMONS |
| 2/16 | YOUNGSTOWN STATE | STASIO | CASTLE | PENDERGRASS | LITTLE | RIEBOCK | KEMP | JORDAN | JOHNSON | APODACA | SIMMONS |
| 2/18 | UTSA | BAILEY | KENNETT | BRZOZOWSKI | LITTLE | TEPLANSZKY | KEMP | JORDAN | JOHNSON | APODACA | SIMMONS |
| 2/21 | GONZAGA | CALDER | CASTLE | BRZOZOWSKI | LITTLE | RIEBOCK | KEMP | JORDAN | JOHNSON | APODACA | SIMMONS |
| 2/22 | GONZAGA | BALES | CASTLE | LITTLE | SANDERS | TEPLANSZKY | KEMP | JORDAN | JOHNSON | APODACA | SIMMONS |
| 2/23 | GONZAGA | STASIO | KENNETT | BRZOZOWSKI | LITTLE | RIEBOCK | KEMP | JORDAN | JOHNSON | APODACA | SIMMONS |
| 2/25 | STEPHEN F. AUSTIN | BAILEY | KENNETT | PENDERGRASS | LITTLE | SANDERS | KEMP | JORDAN | JOHNSON | APODACA | SIMMONS |
| 2/28 | vs. OREGON STATE | CALDER | CASTLE | PENDERGRASS | LITTLE | TEPLANSZKY | KEMP | JORDAN | JOHNSON | APODACA | SIMMONS |
| 3/1 | vs. OHIO STATE | BALES | KENNETT | LITTLE | RIEBOCK | TEPLANSZKY | KEMP | JORDAN | JOHNSON | APODACA | SIMMONS |
| 3/2 | vs. AUBURN | STASIO | KENNETT | LITTLE | RIEBOCK | TEPLANSZKY | KEMP | JORDAN | JOHNSON | APODACA | SIMMONS |
| 3/4 | TARLETON | BAILEY | CASTLE | LITTLE | RIEBOCK | TEPLANSZKY | KEMP | JORDAN | JOHNSON | APODACA | SIMMONS |
| 3/7 | LOYOLA MARYMOUNT | CALDER | KENNETT | LITTLE | RIEBOCK | TEPLANSZKY | KEMP | JORDAN | JOHNSON | APODACA | SIMMONS |
| 3/8 | LOYOLA MARYMOUNT | BALES | CASTLE | BRZOZOWSKI | LITTLE | RIEBOCK | KEMP | JORDAN | JOHNSON | APODACA | SIMMONS |
| 3/9 | LOYOLA MARYMOUNT | BAILEY | KENNETT | LITTLE | SANDERS | TEPLANSZKY | KEMP | JORDAN | JOHNSON | APODACA | SIMMONS |
| 3/11 | SAM HOUSTON | JAMESON | CASTLE | LITTLE | SANDERS | RIEBOCK | KEMP | JORDAN | JOHNSON | APODACA | SIMMONS |
| 3/14 | at KANSAS | CALDER | KENNETT | LITTLE | RIEBOCK | TEPLANSZKY | KEMP | JORDAN | JOHNSON | APODACA | SIMMONS |
| 3/15 | at KANSAS | BALES | CASTLE | LITTLE | SANDERS | RIEBOCK | KEMP | JORDAN | JOHNSON | APODACA | SIMMONS |
| 3/16 | at KANSAS | BAILEY | CASTLE | LITTLE | SANDERS | RIEBOCK | KEMP | JORDAN | JOHNSON | APODACA | SIMMONS |
| 3/18 | at TEXAS STATE | JAMESON | KENNETT | LITTLE | SANDERS | RIEBOCK | KEMP | BRZOZOWSKI | JOHNSON | APODACA | JORDAN |
| 3/21 | KANSAS STATE | CALDER | CASTLE | LITTLE | SANDERS | RIEBOCK | KEMP | JORDAN | JOHNSON | APODACA | SIMMONS |
| 3/22 | KANSAS STATE | BALES | CASTLE | LITTLE | SANDERS | RIEBOCK | KEMP | JORDAN | JOHNSON | APODACA | SIMMONS |
| 3/23 | KANSAS STATE | BAILEY | KENNETT | PENDERGRASS | SANDERS | RIEBOCK | KEMP | JORDAN | JOHNSON | APODACA | SIMMONS |
| 3/25 | UT ARLINGTON | STAHL | KENNETT | LITTLE | SANDERS | RIEBOCK | EMP | BRZOZOWSKI | JOHNSON | APODACA | SIMMONS |
| 3/28 | at ARIZONA | CALDER | KENNETT | LITTLE | SANDERS | RIEBOCK | KEMP | JORDAN | JOHNSON | APODACA | SIMMONS |
| 3/29 | at ARIZONA | STAHL | CASTLE | LITTLE | SANDERS | RIEBOCK | KEMP | JORDAN | JOHNSON | APODACA | SIMMONS |
| 3/30 | at ARIZONA | BAILEY | KENNETT | LITTLE | SANDERS | RIEBOCK | KEMP | JORDAN | APODACA | BRZOZOWSKI | SIMMONS |
| 4/1 | HCU | BALES | CASTLE | LITTLE | SANDERS | TEPLANSZKY | KEMP | BRZOZOWSKI | RIEBOCK | APODACA | SIMMONS |
| 4/4 | HOUSTON | CALDER | KENNETT | LITTLE | SANDERS | RIEBOCK | KEMP | JORDAN | JOHNSON | APODACA | SIMMONS |
| 4/5 | HOUSTON | BAILEY | CASTLE | LITTLE | SANDERS | RIEBOCK | KEMP | JORDAN | JOHNSON | APODACA | SIMMONS |
| 4/6 | HOUSTON | STAHL | CASTLE | LITTLE | SANDERS | RIEBOCK | KEMP | JORDAN | JOHNSON | APODACA | SIMMONS |
| 4/8 | TEXAS STATE | GREEN | KENNETT | LITTLE | SANDERS | RIEBOCK | KEMP | BRZOZOWSKI | JOHNSON | APODACA | SIMMONS |
| 4/11 | at TEXAS TECH | CALDER | KENNETT | LITTLE | SANDERS | RIEBOCK | KEMP | JORDAN | JOHNSON | APODACA | SIMMONS |
| 4/12 | at TEXAS TECH | BAILEY | CASTLE | LITTLE | SANDERS | RIEBOCK | KEMP | JORDAN | JOHNSON | APODACA | SIMMONS |
| 4/13 | at TEXAS TECH | GREEN | KENNETT | LITTLE | SANDERS | RIEBOCK | KEMP | JORDAN | JOHNSON | APODACA | SIMMONS |
| 4/15 | at UT ARLINGTON | STAHL | CASTLE | LITTLE | SANDERS | RIEBOCK | KEMP | JORDAN | JOHNSON | APODACA | SIMMONS |
| 4/17 | UTAH | CALDER | CASTLE | LITTLE | SANDERS | RIEBOCK | KEMP | JORDAN | JOHNSON | APODACA | SIMMONS |
| 4/18 | UTAH | BAILEY | KENNETT | PENDERGRASS | SANDERS | RIEBOCK | KEMP | JORDAN | JOHNSON | APODACA | SIMMONS |
| 4/19 | UTAH | GREEN | KENNETT | PENDERGRASS | SANDERS | RIEBOCK | KEMP | JORDAN | JOHNSON | APODACA | SIMMONS |
| 4/22 | HCU | JAMESON | CASTLE | PENDERGRASS | SANDERS | RIEBOCK | KEMP | JORDAN | JOHNSON | APODACA | SIMMONS |
| 4/25 | at TCU | GREEN | CASTLE | PENDERGRASS | SANDERS | RIEBOCK | KEMP | JORDAN | JOHNSON | APODACA | SIMMONS |
| 4/26 | at TCU | BAILEY | KENNETT | LITTLE | SANDERS | RIEBOCK | KEMP | JORDAN | JOHNSON | APODACA | SIMMONS |
| 4/27 | at TCU | CALDER | CASTLE | LITTLE | SANDERS | RIEBOCK | KEMP | JORDAN | JOHNSON | APODACA | SIMMONS |
| 4/29 | at SAM HOUSTON | JAMESON | CASTLE | YOUENS | SANDERS | RIEBOCK | KEMP | BRZOZOWSKI | JOHNSON | APODACA | SIMMONS |
| 5/2 | ARIZONA STATE | GREEN | CASTLE | PENDERGRASS | SANDERS | RIEBOCK | KEMP | JORDAN | JOHNSON | APODACA | SIMMONS |
| 5/3 | ARIZONA STATE | BAILEY | KENNETT | YOUENS | SANDERS | RIEBOCK | KEMP | JORDAN | JOHNSON | APODACA | SIMMONS |
| 5/4 | ARIZONA STATE | CALDER | CASTLE | LITTLE | SANDERS | RIEBOCK | KEMP | JORDAN | JOHNSON | APODACA | SIMMONS |
| 5/6 | UTRGV | JAMESON | CASTLE | YOUENS | SANDERS | RIEBOCK | KEMP | BRZOZOWSKI | JOHNSON | APODACA | SIMMONS |
| 5/9 | OKLAHOMA STATE | | | | | | | | | | |
| 5/10 | OKLAHOMA STATE | | | | | | | | | | |
| 5/11 | OKLAHOMA STATE | | | | | | | | | | |
| 5/15 | at UCF | | | | | | | | | | |
| 5/16 | at UCF | | | | | | | | | | |
| 5/17 | at UCF | | | | | | | | | | |

STARTING LINEUP BY BATTING ORDER

| DATE | OPPONENT | LEADOFF | 2 | 3 | 4 | 5 | 6 | 7 | 8 | 9 |
|------|-------------------|---------|---------|---------|---------|-------------|-------------|-------------|-------------|---------|
| 2/14 | YOUNGSTOWN STATE | LITTLE | APODACA | JORDAN | SIMMONS | BRZOZOWSKI | JOHNSON | TEPLANSZKY | CASTLE | KEMP |
| 2/15 | YOUNGSTOWN STATE | LITTLE | APODACA | JORDAN | SIMMONS | BRZOZOWSKI | SANDERS | JOHNSON | KENNETT | KEMP |
| 2/16 | YOUNGSTOWN STATE | LITTLE | APODACA | JORDAN | SIMMONS | JOHNSON | PENDERGRASS | RIEBOCK | CASTLE | KEMP |
| 2/18 | UTSA | LITTLE | APODACA | JORDAN | SIMMONS | BRZOZOWSKI | JOHNSON | TEPLANSZKY | KENNETT | KEMP |
| 2/21 | GONZAGA | LITTLE | APODACA | JORDAN | SIMMONS | BRZOZOWSKI | JOHNSON | RIEBOCK | CASTLE | KEMP |
| 2/22 | GONZAGA | LITTLE | APODACA | JORDAN | SIMMONS | JOHNSON | SANDERS | TEPLANSZKY | CASTLE | KEMP |
| 2/23 | GONZAGA | LITTLE | APODACA | JORDAN | SIMMONS | BRZOZOWSKI | JOHNSON | RIEBOCK | KENNETT | KEMP |
| 2/25 | STEPHEN F. AUSTIN | LITTLE | APODACA | JORDAN | SIMMONS | JOHNSON | SANDERS | PENDERGRASS | KENNETT | KEMP |
| 2/28 | vs. OREGON STATE | LITTLE | APODACA | JORDAN | SIMMONS | PENDERGRASS | JOHNSON | TEPLANSZKY | CASTLE | KEMP |
| 3/1 | vs. OHIO STATE | LITTLE | APODACA | JORDAN | SIMMONS | RIEBOCK | JOHNSON | TEPLANSZKY | KENNETT | KEMP |
| 3/2 | vs. AUBURN | LITTLE | APODACA | JORDAN | SIMMONS | JOHNSON | TEPLANSZKY | RIEBOCK | KENNETT | KEMP |
| 3/4 | TARLETON | LITTLE | APODACA | JORDAN | SIMMONS | RIEBOCK | JOHNSON | TEPLANSZKY | CASTLE | KEMP |
| 3/7 | LOYOLA MARYMOUNT | LITTLE | APODACA | JORDAN | SIMMONS | RIEBOCK | JOHNSON | TEPLANSZKY | KENNETT | KEMP |
| 3/8 | LOYOLA MARYMOUNT | LITTLE | APODACA | JORDAN | SIMMONS | RIEBOCK | JOHNSON | BRZOZOWSKI | CASTLE | KEMP |
| 3/9 | LOYOLA MARYMOUNT | LITTLE | APODACA | JORDAN | SIMMONS | JOHNSON | SANDERS | TEPLANSZKY | KENNETT | KEMP |
| 3/11 | SAM HOUSTON | LITTLE | APODACA | JORDAN | SIMMONS | RIEBOCK | JOHNSON | SANDERS | CASTLE | KEMP |
| 3/14 | at KANSAS | LITTLE | APODACA | JORDAN | SIMMONS | RIEBOCK | JOHNSON | TEPLANSZKY | KENNETT | KEMP |
| 3/15 | at KANSAS | LITTLE | APODACA | JORDAN | SIMMONS | RIEBOCK | SANDERS | JOHNSON | CASTLE | KEMP |
| 3/16 | at KANSAS | LITTLE | APODACA | JORDAN | SIMMONS | RIEBOCK | SANDERS | JOHNSON | CASTLE | KEMP |
| 3/18 | at TEXAS STATE | LITTLE | APODACA | JORDAN | RIEBOCK | SANDERS | JOHNSON | BRZOZOWSKI | KENNETT | KEMP |
| 3/21 | KANSAS STATE | LITTLE | APODACA | JORDAN | SIMMONS | RIEBOCK | SANDERS | JOHNSON | CASTLE | KEMP |
| 3/22 | KANSAS STATE | LITTLE | APODACA | JORDAN | SIMMONS | RIEBOCK | SANDERS | JOHNSON | CASTLE | KEMP |
| 3/23 | KANSAS STATE | APODACA | JORDAN | SIMMONS | RIEBOCK | SANDERS | JOHNSON | PENDERGRASS | KENNETT | KEMP |
| 3/25 | UT ARLINGTON | APODACA | KEMP | SIMMONS | RIEBOCK | LITTLE | BRZOZOWSKI | SANDERS | JOHNSON | KENNETT |
| 3/28 | at ARIZONA | APODACA | JORDAN | SIMMONS | RIEBOCK | LITTLE | JOHNSON | SANDERS | KEMP | KENNETT |
| 3/29 | at ARIZONA | APODACA | JORDAN | SIMMONS | RIEBOCK | LITTLE | JOHNSON | SANDERS | KEMP | CASTLE |
| 3/30 | at ARIZONA | APODACA | JORDAN | SIMMONS | RIEBOCK | LITTLE | BRZOZOWSKI | SANDERS | KEMP | KENNETT |
| 4/1 | HCU | APODACA | KEMP | SIMMONS | RIEBOCK | LITTLE | BRZOZOWSKI | SANDERS | TEPLANSZKY | CASTLE |
| 4/4 | HOUSTON | APODACA | JORDAN | SIMMONS | RIEBOCK | LITTLE | KEMP | SANDERS | JOHNSON | KENNETT |
| 4/5 | HOUSTON | APODACA | JORDAN | RIEBOCK | SIMMONS | KEMP | LITTLE | JOHNSON | SANDERS | CASTLE |
| 4/6 | HOUSTON | APODACA | JORDAN | RIEBOCK | SIMMONS | KEMP | LITTLE | JOHNSON | SANDERS | CASTLE |
| 4/8 | TEXAS STATE | APODACA | KEMP | SIMMONS | RIEBOCK | SANDERS | BRZOZOWSKI | KENNETT | JOHNSON | LITTLE |
| 4/11 | at TEXAS TECH | APODACA | JORDAN | KEMP | SIMMONS | RIEBOCK | SANDERS | JOHNSON | LITTLE | KENNETT |
| 4/12 | at TEXAS TECH | APODACA | JORDAN | KEMP | SIMMONS | RIEBOCK | SANDERS | JOHNSON | LITTLE | CASTLE |
| 4/13 | at TEXAS TECH | APODACA | JORDAN | KEMP | SIMMONS | RIEBOCK | SANDERS | JOHNSON | LITTLE | KENNETT |
| 4/15 | at UT ARLINGTON | APODACA | JORDAN | KEMP | SIMMONS | RIEBOCK | SANDERS | JOHNSON | LITTLE | CASTLE |
| 4/17 | UTAH | APODACA | JORDAN | KEMP | SIMMONS | RIEBOCK | SANDERS | JOHNSON | LITTLE | CASTLE |
| 4/18 | UTAH | APODACA | KEMP | JORDAN | SANDERS | RIEBOCK | SIMMONS | JOHNSON | PENDERGRASS | KENNETT |
| 4/19 | UTAH | APODACA | KEMP | JORDAN | SANDERS | RIEBOCK | SIMMONS | JOHNSON | PENDERGRASS | KENNETT |
| 4/22 | HCU | APODACA | KEMP | JORDAN | SANDERS | RIEBOCK | SIMMONS | JOHNSON | PENDERGRASS | CASTLE |
| 4/25 | at TCU | APODACA | SANDERS | KEMP | JORDAN | RIEBOCK | SIMMONS | PENDERGRASS | JOHNSON | CASTLE |
| 4/26 | at TCU | APODACA | SANDERS | KEMP | JORDAN | SIMMONS | RIEBOCK | LITTLE | JOHNSON | KENNETT |
| 4/27 | at TCU | APODACA | SANDERS | KEMP | SIMMONS | JORDAN | RIEBOCK | LITTLE | JOHNSON | CASTLE |
| 4/29 | at SAM HOUSTON | APODACA | SANDERS | KEMP | SIMMONS | RIEBOCK | BRZOZOWSKI | YOUENS | JOHNSON | CASTLE |
| 5/2 | ARIZONA STATE | APODACA | SANDERS | KEMP | SIMMONS | JORDAN | RIEBOCK | PENDERGRASS | JOHNSON | CASTLE |
| 5/3 | ARIZONA STATE | APODACA | SANDERS | KEMP | JORDAN | RIEBOCK | SIMMONS | YOUENS | JOHNSON | KENNETT |
| 5/4 | ARIZONA STATE | APODACA | SANDERS | KEMP | JORDAN | SIMMONS | RIEBOCK | CASTLE | JOHNSON | LITTLE |
| 5/6 | UTRGV | APODACA | SANDERS | KEMP | RIEBOCK | SIMMONS | BRZOZOWSKI | YOUENS | JOHNSON | CASTLE |
| 5/9 | OKLAHOMA STATE | | | | | | | | | |
| 5/10 | OKLAHOMA STATE | | | | | | | | | |
| 5/11 | OKLAHOMA STATE | | | | | | | | | |
| 5/15 | at UCF | | | | | | | | | |
| 5/16 | at UCF | | | | | | | | | |
| 5/17 | at UCF | | | | | | | | | |

| 2025 HOME RUN TRACKER | | | | | | | | | | | | | |
|-----------------------|-----------------|-----|-----------|------------------|--------------------|---------|-----|------|-------|-------|----------------|-----------------|------------------|
| No. | Player (No.) | Gm# | Date | Opponent | Pitcher (RH or LH) | On Base | Inn | Outs | Count | Score | Exit Velocity | Distance | Final |
| 1. | Johnson (1) | 1 | Feb. 14 | Youngstown State | Ulrich, S. (L) | 0... | 7 | 0 | 1-1 | 6-1 | 95 mph | 370 feet | W, 10-3 |
| 2. | Kemp (1) | 3 | Feb. 15-2 | Youngstown State | Brennaman, P. (R) | 0... | 2 | 0 | 1-1 | 2-2 | 101 mph | 386 feet | W, 12-4 |
| 3. | Jordan (1) | 3 | Feb. 15-2 | Youngstown State | Brennaman, P. (R) | .1.. | 2 | 1 | 0-1 | 3-2 | 108 mph | 422 feet | W, 12-4 |
| 4. | Apodaca (1) | 4 | Feb. 18 | UTSA | Cothran, J. (L) | .1.. | 3 | 1 | 2-2 | 1-0 | 102 mph | 367 feet | W, 5-0 |
| 5. | Kennett (1) | 7 | Feb. 23 | Gonzaga | Hernandez, R. (L) | .1.. | 6 | 0 | 0-0 | 3-5 | 101 mph | 369 feet | L, 7-8 (10 inn.) |
| 6. | Jordan (2) | 9 | Feb. 28 | vs. Oregon State | Keljo, N. (L) | .1.. | 4 | 1 | 1-1 | 0-2 | 113 mph | 445 feet | L, 3-4 |
| 7. | Simmons (1) | 10 | March 1 | vs. Ohio State | Herrell, C. (R) | .1.. | 4 | 0 | 0-0 | 0-0 | 100 mph | 382 feet | W, 8-6 |
| 8. | Little (1) | 10 | March 1 | vs. Ohio State | Herrell, C. (R) | .1.. | 5 | 0 | 2-2 | 2-1 | 105 mph | 410 feet | W, 8-6 |
| 9. | Little (2) | 11 | March 2 | vs. Auburn | Chatterton, C. (R) | *0... | 1 | 0 | 0-1 | 0-0 | 110 mph | 436 feet | L, 4-7 |
| 10. | Apodaca (2) | 11 | March 2 | vs. Auburn | Watts, D. (R) | .1.. | 8 | 0 | 0-1 | 1-7 | 103 mph | 390 feet | L, 4-7 |
| 11. | Jordan (3) | 13 | March 7 | Loyola Marymount | Pallares, K. (R) | .1.. | 1 | 1 | 3-2 | 0-0 | 106 mph | 417 feet | W, 9-4 |
| 12. | Little (3) | 13 | March 7 | Loyola Marymount | Pallares, K. (R) | ^0... | 4 | 0 | 2-0 | 3-1 | 104 mph | 402 feet | W, 9-4 |
| 13. | Apodaca (3) | 13 | March 7 | Loyola Marymount | Pallares, K. (R) | 0... | 4 | 0 | 1-0 | 4-1 | 107 mph | 400 feet | W, 9-4 |
| 14. | Apodaca (4) | 13 | March 7 | Loyola Marymount | Brady, S. (L) | 0... | 7 | 1 | 0-0 | 8-3 | 102 mph | 408 feet | W, 9-4 |
| 15. | Riebock (1) | 16 | March 11 | Sam Houston | Kendrick, M. (R) | .1.. | 2 | 0 | 1-1 | 0-0 | 96 mph | 377 feet | W, 9-2 |
| 16. | Simmons (2) | 18 | March 15 | at Kansas | Carr, K. (R) | .1.. | 4 | 0 | 1-1 | 1-8 | 98 mph | 395 feet | L, 7-14 |
| 17. | Kemp (2) | 18 | March 15 | at Kansas | Vetock, M. (R) | .1.. | 8 | 0 | 3-1 | 4-13 | 99 mph | 398 feet | L, 7-14 |
| 18. | Sanders (1) | 18 | March 15 | at Kansas | Knowles, R. (R) | 0... | 9 | 1 | 1-2 | 6-14 | 97 mph | 368 feet | L, 7-14 |
| 19. | Apodaca (5) | 20 | March 18 | at Texas State | Kerbow, D. (R) | 0... | 5 | 0 | 1-0 | 4-3 | 94 mph | 368 feet | W, 19-3 |
| 20. | Jordan (4) | 20 | March 18 | at Texas State | Kerbow, D. (R) | 0... | 5 | 0 | 1-0 | 5-3 | 111 mph | 427 feet | W, 19-3 |
| 21. | Brzozowski (1) | 20 | March 18 | at Texas State | O'Banan, C. (R) | .1.. | 7 | 0 | 0-0 | 17-3 | 104 mph | 432 feet | W, 19-3 |
| 22. | Little (4) | 22 | March 22 | Kansas State | Quevedo, M. (L) | *0... | 1 | 0 | 0-0 | 0-0 | 107 mph | 401 feet | L, 4-14 |
| 23. | Little (5) | 22 | March 22 | Kansas State | Smith, M. (R) | 0... | 7 | 1 | 0-0 | 3-11 | 109 mph | 438 feet | L, 4-14 |
| 24. | Jordan (5) | 23 | March 23 | Kansas State | Sheffield, L. (L) | 0... | 5 | 0 | 0-0 | 2-2 | 102 mph | 401 feet | W, 19-4 |
| 25. | Simmons (3) | 23 | March 23 | Kansas State | Roe, B. (R) | ..2. | 6 | 2 | 0-0 | 13-4 | 103 mph | 413 feet | W, 19-4 |
| 26. | C. Bergman (1) | 24 | March 25 | UT Arlington | Calhoun, A. (R) | ^0... | 7 | 1 | 3-2 | 12-4 | 99 mph | 376 feet | W, 13-4 |
| 27. | Kennett (2) | 25 | March 28 | at Arizona | Hintz, C. (R) | .1.. | 4 | 1 | 3-2 | 2-2 | 104 mph | 391 feet | W, 8-5 |
| 28. | Sanders (2) | 28 | April 1 | HCU | Ferazzi, N. (R) | 0... | 9 | 0 | 1-2 | 2-2 | 102 mph | 396 feet | W, 3-2 |
| 29. | Jordan (6) | 34 | April 12 | at Texas Tech | Petty, Z. (R) | .1.. | 1 | 0 | 1-0 | 0-0 | 109 mph | 369 feet | W, 18-4 |
| 30. | Little (6) | 34 | April 12 | at Texas Tech | Petty, Z. (R) | .1.. | 1 | 2 | 0-2 | 4-0 | 106 mph | 458 feet | W, 18-4 |
| 31. | Jordan (7) | 34 | April 12 | at Texas Tech | Petty, Z. (R) | 0... | 2 | 1 | 1-0 | 6-0 | 102 mph | 358 feet | W, 18-4 |
| 32. | Jordan (8) | 34 | April 12 | at Texas Tech | Petty, Z. (R) | ..2. | 3 | 2 | 1-2 | 8-0 | 102 mph | 424 feet | W, 18-4 |
| 33. | Apodaca (6) | 35 | April 13 | at Texas Tech | Pirko, L. (R) | .1.. | 2 | 2 | 3-1 | 2-0 | 99 mph | 396 feet | L, 8-9 |
| 34. | Jordan (9) | 36 | April 15 | at UT Arlington | Winkler, K. (L) | 0... | 5 | 1 | 2-0 | 4-7 | 109 mph | 410 feet | W, 9-8 |
| 35. | Kemp (3) | 38 | April 18 | Utah | Jones, M. (R) | .1.. | 1 | 0 | 1-2 | 0-0 | 101 mph | 404 feet | W, 4-3 |
| 36. | Kemp (4) | 38 | April 18 | Utah | Boesen, L. (R) | 0... | 8 | 0 | 3-1 | 3-3 | 98 mph | 370 feet | W, 4-3 |
| 37. | Sanders (3) | 39 | April 19 | Utah | Gazaway, D. (R) | 0... | 4 | 0 | 2-2 | 1-0 | 103 mph | 410 feet | W, 9-0 |
| 38. | Pendergrass (1) | 39 | April 19 | Utah | Jones, E. (R) | ...3 | 4 | 0 | 1-0 | 2-0 | 99 mph | 406 feet | W, 9-0 |
| 39. | Sanders (4) | 39 | April 19 | Utah | Fine, D. (R) | 0... | 7 | 1 | 1-1 | 7-0 | 105 mph | 412 feet | W, 9-0 |
| 40. | Sanders (5) | 40 | April 22 | HCU | Cyr, J. (L) | 0... | 4 | 1 | 0-1 | 1-1 | 104 mph | 418 feet | W, 9-1 |
| 41. | Kemp (5) | 40 | April 22 | HCU | Smith, B. (R) | 0... | 7 | 0 | 2-2 | 3-1 | 102 mph | 393 feet | W, 9-1 |
| 42. | Sanders (6) | 44 | April 29 | at Sam Houston | Mondey, C. (R) | .1.. | 2 | 2 | 0-2 | 2-0 | 103 mph | 370 feet | W, 15-4 |
| 43. | Brzozowski (2) | 47 | May 4 | Arizona State | Kelly, L. (R) | 0... | 7 | 1 | 2-1 | 2-8 | 101 mph | 363 feet | L, 6-8 |
| 44. | Castle (1) | 48 | May 6 | UTRGV | Lopez, J. (R) | ...3 | 3 | 2 | 0-2 | 5-3 | 95 mph | 349 feet | W, 10-7 |

* - leadoff home run ^ - inside the park home run † - pinch-hit home run

bold indicates grand slam, hardest hit, furthest traveled

all data courtesy of *Trackman*

| 2025 BIG INNINGS TRACKER | | | 2025 BIG INNINGS TRACKER | | |
|---------------------------|------|------|----------------------------|------------|-----------|
| 3+ RUNS SCORED | | | 3+ RUNS SCORED | | |
| Game | Inn. | Runs | Game | Inn. | Runs |
| YOUNGSTOWN STATE (2/14) | 5th | 3 | KANSAS STATE (3/23) | 5th | 6 |
| YOUNGSTOWN STATE (2/14) | 8th | 3 | KANSAS STATE (3/23) | 6th | 11 |
| YOUNGSTOWN STATE (2/15-1) | 4th | 6 | UT ARLINGTON (3/25) | 2nd | 6 |
| YOUNGSTOWN STATE (2/15-1) | 6th | 9 | at ARIZONA (3/29) | 3rd | 3 |
| YOUNGSTOWN STATE (2/15-2) | 2nd | 5 | at ARIZONA (3/30) | 5th | 4 |
| YOUNGSTOWN STATE (2/15-2) | 7th | 4 | HOUSTON (4/4) | 2nd | 3 |
| GONZAGA (2/22) | 3rd | 3 | at TEXAS TECH (4/12) | 1st | 6 |
| GONZAGA (2/23) | 4th | 3 | at TEXAS TECH (4/12) | 3rd | 3 |
| STEPHEN F. AUSTIN (2/25) | 6th | 4 | at TEXAS TECH (4/12) | 4th | 3 |
| vs. OHIO STATE (3/1) | 8th | 4 | at TEXAS TECH (4/12) | 9th | 3 |
| TARLETON (3/6) | 3rd | 3 | at TEXAS TECH (4/13) | 2nd | 3 |
| TARLETON (3/6) | 5th | 3 | at UT ARLINGTON (4/15) | 1st | 3 |
| LOYOLA MARYMOUNT (3/7) | 4th | 4 | at UT ARLINGTON (4/15) | 7th | 3 |
| LOYOLA MARYMOUNT (3/8) | 7th | 3 | UTAH (4/19) | 4th | 5 |
| LOYOLA MARYMOUNT (3/9) | 2nd | 3 | HCU (4/22) | 7th | 6 |
| SAM HOUSTON (3/11) | 8th | 4 | at TCU (4/26) | 8th | 3 |
| at KANSAS (3/16) | 5th | 5 | at TCU (4/27) | 3rd | 4 |
| at TEXAS STATE (3/18) | 3rd | 3 | at SAM HOUSTON (4/29) | 2nd | 4 |
| at TEXAS STATE (3/18) | 5th | 3 | at SAM HOUSTON (4/29) | 4th | 4 |
| at TEXAS STATE (3/18) | 6th | 10 | at SAM HOUSTON (4/29) | 7th | 3 |
| at TEXAS STATE (3/18) | 5th | 3 | at SAM HOUSTON (4/29) | 9th | 3 |
| at TEXAS STATE (3/18) | 6th | 10 | ARIZONA STATE (5/2) | 7th | 6 |
| at TEXAS STATE (3/18) | 5th | 3 | ARIZONA STATE (5/4) | 8th | 3 |
| at TEXAS STATE (3/18) | 6th | 10 | UTRGV (5/6) | 3rd | 9 |

2025 BAYLOR BASEBALL GAME NOTES
LAST TIME A BAYLOR PLAYER...

| | |
|--|--|
| Led off a game with a home run: | Jack Little (vs. Kansas State, March 22, 2025) |
| Hit an inside-the-park home run: | Jack Little (vs. Loyola Marymount, March 7, 2025) |
| Hit a pinch-hit home run: | Caleb Bergman (vs. UT Arlington, March 25, 2025) |
| Hit a grand slam: | Cortlan Castle (vs. UTRGV, May 6, 2025) |
| Hit a game-winning home run: | Cortlan Castle (vs. UTRGV, May 6, 2025) |
| Hit two home runs: | Travis Sanders (vs. Utah, April 19, 2025) |
| Hit three home runs: | Wesley Jordan (at Texas Tech, April 12, 2025) |
| Homered from both sides of the plate: | Beamer Weems (at Kansas, April 15, 2007) |
| Homered in consecutive innings: | Wesley Jordan (at Texas Tech, April 12, 2025) (1st-2nd-3rd) |
| Homered in consecutive games: | Travis Sanders (vs. Utah, April 19; vs. HCU, April 22, 2025) |
| Homered in three straight games: | Kyle Nevin (vs. Kansas, April 15-16, vs. Lamar, April 18, 2022) |
| Homered in four straight games: | Josh Ludy (vs. KSU, vs. Oklahoma, vs. Oral Roberts, vs. UT Arlington; May 25 - June 2, 2012) (4) |
| Homered in both games of a doubleheader: | Antonio Valdez (at Kansas, April 17, 2021) |

| | |
|------------------------------|--|
| Hit for the cycle: | Josh Ford (at Texas Tech, May 23, 2004) |
| Had a walk-off hit (non-HR): | Hunter Teplansky (2-RBI single in 9th vs. Texas, April 14, 2023) |
| Had a walk-off home run: | Travis Sanders (vs. HCU, April 1, 2025) |

| | |
|---|---|
| Reached in six straight plate appearances (one game): | Enzo Apodaca (at BYU, April 13, 2024) (6) |
| Reached in six or more straight plate appearances: | Hunter Simmons (vs. Utah, vs. HCU, at TCU; April 19-25, 2025) (6) |

| | |
|---|--|
| Reached safely in 30 or more consecutive games: | Hunter Simmons (May 18, 2023-April 5, 2025) (36) |
|---|--|

| | |
|-------------------------------------|---|
| Scored five or more runs in a game: | Enzo Apodaca (at Texas State, March 18, 2025) (5) |
|-------------------------------------|---|

| | |
|-------------------------------------|--|
| Had eight or more consecutive hits: | Darryn Sheppard (Feb. 26-27, 2016) (8) |
|-------------------------------------|--|

| | |
|---------------------------------|---|
| Had six or more hits in a game: | *Michael Griffin (at Arizona, Feb. 9, 2003) (6) |
|---------------------------------|---|

| | |
|----------------------------------|---|
| Had four or more RBI in a game: | Cortlan Castle (vs. UTRGV, May 6, 2025) (4) |
| Had five or more RBI in a game: | Wesley Jordan (at Texas Tech, April 12, 2025) (6) |
| Had six or more RBI in a game: | Wesley Jordan (at Texas Tech, April 12, 2025) (6) |
| Had seven or more RBI in a game: | Harrison Caley (vs. SFA, March 12, 2024) (7) |
| Had eight or more RBI in a game: | Shea Langeliers (vs. Omaha, June 1, 2019) (11) |

| | |
|-------------------------------------|---|
| Hit three or more doubles in a game | Kyle Nevin (vs. Texas Tech, May 1 2022) (3) |
| Hit four or more doubles in a game | Andy Thomas (March 17, 2019 vs. Cal Poly) (4) |

| | |
|------------------------------------|--|
| Hit two or more triples in a game: | ** Beamer Weems (vs. Texas Southern, March 20, 2007) (2) |
|------------------------------------|--|

| | |
|---------------------------------------|---|
| Hit two extra-base hits in an inning: | Jared McKenzie (vs. Kansas State, May 9, 2021; 5th inn.) (2B, 2B) |
|---------------------------------------|---|

| | |
|------------------------------|--|
| Stole three bases in a game: | Ty Johnson (vs. Sam Houston, April 23, 2024) (3) |
| Stole four bases in a game: | ** Anthony Hensley (vs. Texas, April 21, 2000) (4) |
| Stole home: | Ty Johnson (vs. Sam Houston, April 23, 2024) |

| | |
|---------------------------------------|---|
| Walked three or more times in a game: | Tyriq Kemp (vs. Kansas State, March 23, 2025) (3) |
| Walked four or more times in a game: | Gavin Brzozowski (vs Youngstown State, March 3, 2023) (4) |

| | |
|--|---|
| Had 10 or more consecutive scoreless outings: | Kyle Hill (Feb. 16, 2019 - May 31, 2019) (18) |
| Had a scoreless streak of at least 20 innings: | Kyle Hill (Feb. 16, 2019 - May 31, 2019) (25.2) |
| Had a scoreless streak of at least 25 innings: | Kyle Hill (Feb. 16, 2019 - May 31, 2019) (25.2) |
| Had a streak of at least 20 innings without an earned run: | Kyle Hill (Feb. 16, 2019 - May 31, 2019) (25.2) |

| | |
|---------------------------------|---|
| Threw a nine-inning no-hitter: | Kyle Evans (vs. Iowa State, April 15, 2000) |
| Threw a nine-inning one-hitter: | Cody Bradford (vs. TCU, April 20, 2018) |

| | |
|--|---|
| Struck out four batters in an inning: | Adam Muirhead (at Sam Houston, April 18, 2023) |
| Struck out 10 or more batters in a game: | Ethan Calder (vs. Youngstown State, Feb. 14, 2025) (13) |
| Struck out 11 or more batters in a game: | Ethan Calder (vs. Youngstown State, Feb. 14, 2025) (13) |
| Struck out 12 or more batters in a game: | Ethan Calder (vs. Youngstown State, Feb. 14, 2025) (13) |
| Struck out 13 or more batters in a game: | Ethan Calder (vs. Youngstown State, Feb. 14, 2025) (13) |
| Struck out 14 or more batters in a game: | Logan Verrett (vs. Louisiana Tech, March 11, 2011) (14) |

| | |
|---|---|
| Struck out eight or more batters in a game in relief: | Jacob Ashkinos (at DBU, March 20, 2018) (9) |
| Struck out 10 or more batters in a game in relief: | ** Aaron Miller (vs. Missouri, April 11, 2009) (10) |

| | |
|---|--|
| Pitched a 9-inning complete game shutout: | Tyler Thomas (vs. NC A&T, April 1, 2021) |
|---|--|

| | |
|--------------------------------------|--|
| Pitched back-to-back complete games: | Cody Bradford (vs. TCU, April 20, 2018) |
| | (at Kansas State, April 27, 2018) |
| | Jason Jennings (at Iowa State, May 14, 1999; |
| | (vs. Missouri, May 19, 1999) |

| | |
|--|--|
| Pitched back-to-back complete game shutouts: | *Cody Bradford (vs. TCU, April 20, 2018) |
| | (at Kansas State, April 27, 2018) |

| | |
|--------------------------------|--|
| Had an unassisted triple play: | Scott Morrison (at Rice, April 27, 1996) |
|--------------------------------|--|

* - school record
** - ties school record
Bold indicates 2025 season

GAMES 49-51 - OKLAHOMA STATE

LAST TIME A BAYLOR TEAM...

| | |
|---|--|
| Had five or more doubles in an inning: | Feb. 24, 2012 (at UCLA, 7th inn.) (5) |
| Had seven or more doubles in a game: | June 1, 2019 (vs. Omaha) (9) |
| Had 10 or more doubles in a game: | Feb. 24, 2012 (at UCLA) (10) |
| Had two or more triples in an inning: | April 14, 2012 (at UT Arlington, 10th inn.) (2) |
| Had three or more triples in a game: | March 24, 2018 (vs. Kansas) (3) |
| Had back-to-back home runs: | March 18, 2025 (at Texas State, 5th inn.) (E. Apodaca & W. Jordan) |
| Hit two or more home runs in an inning: | April 19, 2025 (vs. Utah, 4th inn.) (2) |
| Hit three or more home runs in an inning: | April 5, 2009 (at Kansas, 7th inn.) (3) |
| Hit four or more home runs in an inning: | May 6, 2003 (vs. Centenary, 7th inn.) (4) |
| Hit three or more home runs in game: | April 19, 2025 (vs. Utah) (3) |
| Hit four or more home runs in game: | April 12, 2025 (at Texas Tech) (4) |
| Hit five or more home runs in game: | June 1, 2019 (vs. Omaha) (5) |
| Hit eight or more home runs in game: | **†April 5, 2009 (at Kansas) (8) |
| Homered in 10 consecutive games: | April 5, 2009 - May 2, 2009 (18) |
| Scored 15 or more runs in a game: | April 29, 2025 (at Sam Houston) (15) |
| Scored 20 or more runs in a game: | May 9, 2021 (vs. Kansas State) (23) |
| Scored 25 or more runs in a game: | April 23, 2008 (at Texas State) (25) |
| Scored 7 or more runs in an inning: | May 6, 2025 (vs. UTRGV, 3rd inn.) (9) |
| Scored 8 or more runs in an inning: | May 6, 2025 (vs. UTRGV, 3rd inn.) (9) |
| Scored 9 or more runs in an inning: | May 6, 2025 (vs. UTRGV, 3rd inn.) (9) |
| Scored 10 or more runs in an inning: | March 23, 2025 (vs. Kansas State, 6th inn.) (11) |
| Scored 11 or more runs in an inning: | March 23, 2025 (vs. Kansas State, 6th inn.) (11) |
| Scored 12 or more runs in an inning: | May 9, 2021 (vs. Kansas State, 5th inn.) (17) |
| Scored 13 or more runs in an inning: | * May 9, 2021 (vs. Kansas State, 5th inn.) (17) |
| Overcame a deficit of four or more runs in a win: | March 16, 2025 (at Kansas) (5) (0-5, 9-7) |
| Overcame a deficit of five or more runs in a win: | March 16, 2025 (at Kansas) (5) (0-5, 9-7) |
| Overcame a deficit of six or more runs in a win: | May 19, 2022 (vs. Oklahoma State) (8) (3-11, 13-11) |
| Overcame a deficit of seven or more runs in a win: | May 19, 2022 (vs. Oklahoma State) (8) (3-11, 13-11) |
| Overcame a deficit of eight or more runs in a win: | May 19, 2022 (vs. Oklahoma State) (8) (3-11, 13-11) |
| Overcame a deficit of nine or more runs in a win: | May 19, 2017 (vs. KSU) (9) (12-3, 21-13) |
| Overcame a deficit of three or more runs in the 9th to win at home: | April 15, 2023 (vs. Texas) (4) (5-9, 10-9) |
| Overcame a deficit of three or more runs in the 9th to win on the road: | April 9, 2017 (at Texas Tech) (5) (9-4, 10-9) |
| Walked 10 or more times in a game: | March 23, 2025 (vs. Kansas State) (11) |
| Walked 15 or more times in a game: | March 23, 1996 (vs. Texas Tech) (17) |
| Batted around in back-to-back innings: | March 23, 2025 (vs. Kansas State, 5th-6th inn.) |
| Batted around in three consecutive innings: | April 23, 2008 (at Texas State, 3rd-5th innings) |
| Batted around twice in one inning: | May 9, 2021 (vs. Kansas State, 5th inning) |
| Had five or more consecutive hits: | April 5, 2024 (vs. Incarnate Word, 2nd inning) (5) |
| Had six or more consecutive hits: | March 1, 2024 (vs. Oral Roberts, 6th inning) (6) |
| Had seven or more consecutive hits: | April 3, 2010 (at Missouri, 8th inning) (7) |
| Had seven or more consecutive batters reach base safely: | March 23, 2025 (vs. Kansas State, 6th inn.) (8) |
| Had eight or more consecutive batters reach base safely: | March 23, 2025 (vs. Kansas State, 6th inn.) (8) |
| Had nine or more consecutive batters reach base safely: | March 18, 2025 (at Texas State, 6th inn.) (9) |
| Had four or more consecutive extra-base hits: | March 12, 2005 (at Vanderbilt, 5th inn.) (4) |
| Had six or more extra-base hits in an inning: | Feb. 29, 2008 (vs. Illinois, 2nd inn.) (6) |
| Had 10 or more extra-base hits in a game: | March 17, 2019 (vs. Cal Poly) (10) |
| Had all nine starters record multiple-hit games: | April 23, 2008 (at Texas State) |
| Had all nine starters hit safely in a game: | April 12, 2025 (at Texas Tech) |
| Had all nine starters score a run in a game: | April 12, 2025 (at Texas Tech) |
| Had all nine starters hit safely and score a run in a game: | April 12, 2025 (at Texas Tech) |
| Had 10 or more batters hit safely in a game: | April 12, 2025 (at Texas Tech) (11) |
| Had two players score five runs each in a game: | April 23, 2008 (at Texas State; B. Kimmey & J. Ringenberg) |
| Had four consecutive pinch hits: | April 7, 2010 (vs. Northwestern State, 8th inn.) |

| | |
|--|---|
| | (Andrew Cooley, Jake Miller, Wes Mercurio, Cal Towey) |
| Stole seven or more bases in a game: | March 5, 2022 (vs. Tennessee) (7) |
| Stole eight or more bases in a game: | May 16, 2006 (vs. Dallas Baptist) (8) |
| Stole nine or more bases in a game: | * Feb. 11, 1992 (vs. St. Mary's) (9) |
| Stole 15 or more consecutive bases without being caught: | Feb. 19 – Feb. 27, 2011 (17) |
| Was shut out: | March 15, 2024 (2-0 vs. Texas Tech) |
| Was shut out in consecutive games: | April 23-25, 2014 (2-0 at Texas State; 1-0 vs. Kansas) |
| Was shut out in three consecutive games: | March 13, 16, 17, 1990 |
| | (4-0 vs. Dallas Baptist; 14-0, 2-0 vs. Rice) |
| No-hit the opposition: | Feb. 15, 2004 (VanAllen/Carlson vs. Loyola Marymount) (7 inn., 1-0) |
| No-hit the opposition, nine innings: | April 15, 2000 (Kyle Evans vs. Iowa State) (4-0) |
| Was no-hit: | April 23, 1971 (by Texas Tech's Ruben Garcia) (8 inn.) |
| One-hit the opposition, nine innings: | April 20, 2018 (6-0 vs. TCU) |
| Shut out an opponent (7-inning game): | May 17, 2022 (12-0 vs. Stephen F. Austin) |
| Shut out an opponent (9-inning game): | April 19, 2025 (9-0, vs. Utah) |
| Shut out a top-10 opponent (9-inning game): | March 16, 2018 (2-0 vs. No. 8 Texas Tech) |
| Shut out a ranked opponent (9-inning game): | March 16, 2018 (2-0 vs. No. 8 Texas Tech) |
| Shut out two consecutive opponents: | Feb. 18 & Feb. 21, 2025 (5-0 vs. UTSA, 4-0 vs. Gonzaga) |
| Turned a triple play: | May 1, 2015 (at Kansas, 4th inn.) |
| Hit into a triple play: | May 12, 2004 (vs. Texas State, 1st inn.) |
| Walked 15 or more batters: | * March 23, 1996 (vs. Texas Tech) (17) |
| Struck out 5 or more consecutive batters: | Feb. 15, 2025 (vs. Youngstown State, Bryson Bales) (7) |
| Struck out 6 or more consecutive batters: | Feb. 15, 2025 (vs. Youngstown State, Bryson Bales) (7) |
| Struck out 7 or more consecutive batters: | Feb. 15, 2025 (vs. Youngstown State, Bryson Bales) (7) |
| Struck out 12 or more batters (9-inn): | April 29, 2025 (at Sam Houston) (14) |
| Struck out 13 or more batters (9-inn): | April 29, 2025 (at Sam Houston) (14) |
| Struck out 14 or more batters (9-inn): | April 29, 2025 (at Sam Houston) (14) |
| Struck out 15 or more batters (9-inn): | March 14, 2023 (vs. Rice) (15) |
| Struck out 16 or more batters (9-inn): | March 10, 2023 (vs. Mercer) (16) |
| Had consecutive starters with 10 or more strikeouts: | March 5-6, 2010 (vs. Oral Roberts) |
| | (Shawn Tolleson & Logan Verrett) |

| | |
|---|--|
| Swept a three-game series: | March 7-9, 2025 (vs. Loyola Marymount) |
| Swept a four-game series: | April 1-3, 2021 (vs. NC A&T) |
| Swept back-to-back three-game series: | 2018 (vs. TCU, at KSU) |
| Swept three straight three-game series: | 2012 (at Missouri, at Kansas State, Texas A&M) |
| Swept four or more three-game series: | 2012 (vs. Texas Tech, vs. Kansas, vs. Oklahoma State, at Missouri, at Kansas State, Texas A&M) |

| | |
|---|--|
| Swept a three-game home series: | March 7-9, 2025 (vs. Loyola Marymount) |
| Swept a three-game home Big 12 series: | March 22-24, 2019 (vs. West Virginia) |
| Swept a three-game road series: | April 11-13, 2024 (at BYU) |
| Swept a three-game road Big 12 series: | April 11-13, 2024 (at BYU) |
| Was swept in a three-game series: | May 10-11, 2024 (at Oklahoma) |
| Was swept in a three-game home series: | Feb. 23-25, 2024 (vs. Indiana) |
| Was swept in a three-game home Big 12 series: | May 3-5, 2024 (vs. TCU) |
| Was swept in a three-game road Big 12 series: | May 10-11, 2024 (at Oklahoma) |
| Swept a conference home doubleheader: | April 11, 2009 (vs. Missouri) |
| Swept a conference road doubleheader: | April 17, 2021 (at Kansas) |
| Swept a non-conference home doubleheader: | Feb. 15, 2025 (vs. Youngstown State) |
| Swept a non-conference road doubleheader: | March 9, 2008 (at Mississippi State) |

*, - school record
† - ties school record
† - ties Big 12 record
Bold indicates 2025 season

2025 SEASON STATISTICS



2025 Baylor Bears Baseball
Overall Statistics for Baylor (as of May 07, 2025)
(All games Sorted by Batting avg)



Record: 30-18 Home: 21-9 Away: 8-7 Neutral: 1-2 Big 12: 10-14

| Player | avg | gp-gs | ab | r | h | 2b | 3b | hr | rbi | tb | slg% | bb | hp | so | gdp | ob% | sf | sh | sb-att | po | a | e | fld% |
|----------------------|------|-------|------|-----|-----|----|----|----|-----|-----|------|-----|----|-----|-----|------|----|----|--------|------|-----|----|-------|
| 13 Kemp, Tyriq | .354 | 48-48 | 175 | 43 | 62 | 14 | 1 | 5 | 37 | 93 | .531 | 29 | 2 | 25 | 3 | .445 | 3 | 2 | 8-12 | 61 | 141 | 7 | .967 |
| 6 Sanders, Travis | .353 | 40-36 | 136 | 39 | 48 | 8 | 1 | 6 | 21 | 76 | .559 | 20 | 4 | 43 | 1 | .447 | 1 | 2 | 7-10 | 43 | 100 | 10 | .935 |
| 9 Simmons, Hunter | .328 | 47-47 | 180 | 28 | 59 | 14 | 1 | 3 | 35 | 84 | .467 | 17 | 13 | 52 | 4 | .422 | 1 | 0 | 2-2 | 0 | 0 | 0 | .000 |
| 5 Riebock, Pearson | .325 | 43-41 | 157 | 27 | 51 | 10 | 3 | 1 | 28 | 70 | .446 | 28 | 0 | 43 | 1 | .425 | 1 | 3 | 6-8 | 29 | 75 | 12 | .897 |
| 3 Apodaca, Enzo | .294 | 48-48 | 197 | 53 | 58 | 12 | 3 | 6 | 33 | 94 | .477 | 22 | 11 | 25 | 2 | .392 | 2 | 0 | 3-4 | 82 | 2 | 1 | .988 |
| 33 Jordan, Wesley | .294 | 43-43 | 170 | 32 | 50 | 14 | 1 | 9 | 37 | 93 | .547 | 20 | 3 | 37 | 2 | .376 | 1 | 0 | 3-4 | 58 | 0 | 2 | .967 |
| 23 Johnson, Ty | .248 | 46-46 | 153 | 28 | 38 | 6 | 1 | 1 | 31 | 49 | .320 | 33 | 4 | 36 | 4 | .395 | 0 | 2 | 10-10 | 116 | 2 | 1 | .992 |
| 22 Little, Jack | .227 | 42-39 | 150 | 33 | 34 | 8 | 0 | 6 | 29 | 60 | .400 | 21 | 4 | 54 | 1 | .335 | 1 | 3 | 5-8 | 276 | 24 | 7 | .977 |
| ----- | | | | | | | | | | | | | | | | | | | | | | | |
| 19 Castle, Cortlan | .282 | 30-26 | 85 | 12 | 24 | 4 | 0 | 1 | 16 | 31 | .365 | 15 | 1 | 11 | 2 | .392 | 1 | 6 | 4-7 | 222 | 21 | 1 | .996 |
| 2 Brzozowski, Gavin | .271 | 23-13 | 59 | 16 | 16 | 2 | 0 | 2 | 12 | 24 | .407 | 12 | 0 | 16 | 2 | .389 | 1 | 0 | 2-2 | 62 | 3 | 0 | 1.000 |
| 4 Kennett, JJ | .236 | 26-22 | 72 | 13 | 17 | 1 | 0 | 2 | 20 | 24 | .333 | 11 | 5 | 14 | 2 | .371 | 1 | 0 | 2-2 | 175 | 10 | 1 | .995 |
| 32 Bergman, Caleb | .222 | 22-0 | 9 | 4 | 2 | 0 | 0 | 1 | 1 | 5 | .556 | 0 | 1 | 6 | 0 | .300 | 0 | 0 | 1-1 | 6 | 0 | 0 | 1.000 |
| 45 Youens, John | .214 | 8-3 | 14 | 3 | 3 | 1 | 0 | 0 | 3 | 4 | .286 | 2 | 2 | 5 | 1 | .389 | 0 | 0 | 0-0 | 32 | 2 | 0 | 1.000 |
| 11 Pendergrass, Will | .175 | 21-9 | 40 | 8 | 7 | 1 | 0 | 1 | 6 | 11 | .275 | 3 | 0 | 9 | 1 | .227 | 1 | 0 | 1-1 | 79 | 3 | 0 | 1.000 |
| 1 Teplansky, Hunter | .167 | 18-11 | 36 | 4 | 6 | 1 | 0 | 0 | 7 | 7 | .194 | 7 | 0 | 10 | 0 | .295 | 1 | 2 | 1-2 | 8 | 24 | 2 | .941 |
| Totals | .291 | 48 | 1633 | 343 | 475 | 96 | 11 | 44 | 316 | 725 | .444 | 240 | 50 | 386 | 26 | .395 | 15 | 20 | 55-73 | 1260 | 455 | 54 | .969 |
| Opponents | .250 | 48 | 1618 | 250 | 404 | 70 | 8 | 43 | 234 | 619 | .383 | 158 | 36 | 396 | 28 | .328 | 13 | 17 | 33-44 | 1218 | 417 | 72 | .958 |

LOB - Team (402), Opp (332). DPs turned - Team (35), Opp (33). CI - Team (0), Opp (5). IBB - Team (3), Kemp 2, Riebock 1, Opp (2). Picked off - Kemp 1, Castle 1.

(All games Sorted by Earned run avg)

| Player | era | w-l | app | gs | cg | sho | sv | ip | h | r | er | bb | so | 2b | 3b | hr | b/avg | wp | hp | bks | sfa | sha |
|----------------------|------|-------|-----|----|----|-----|----|-------|-----|-----|-----|-----|-----|----|----|----|-------|----|----|-----|-----|-----|
| 29 Bailey, Carson | 4.89 | 3-3 | 13 | 12 | 0 | 0/1 | 0 | 53.1 | 49 | 38 | 29 | 21 | 56 | 7 | 1 | 5 | .239 | 4 | 10 | 0 | 1 | 2 |
| 36 Calder, Ethan | 5.71 | 3-5 | 12 | 12 | 0 | 0/1 | 0 | 58.1 | 64 | 39 | 37 | 16 | 53 | 17 | 4 | 5 | .277 | 0 | 2 | 1 | 4 | 5 |
| ----- | | | | | | | | | | | | | | | | | | | | | | |
| 10 Bergman, Brayden | 0.00 | 0-0 | 1 | 0 | 0 | 0/0 | 0 | 1.0 | 0 | 0 | 0 | 1 | 2 | 0 | 0 | 0 | .000 | 0 | 1 | 0 | 0 | 0 |
| 30 Craig, Gabe | 0.72 | 2-0 | 21 | 0 | 0 | 0/1 | 9 | 25.0 | 11 | 3 | 2 | 3 | 42 | 0 | 0 | 0 | .134 | 3 | 3 | 0 | 0 | 2 |
| 44 Glatch, Will | 1.17 | 3-2 | 16 | 0 | 0 | 0/1 | 1 | 23.0 | 15 | 10 | 3 | 6 | 23 | 3 | 0 | 0 | .176 | 1 | 1 | 0 | 0 | 0 |
| 46 Murry, Grayson | 2.11 | 3-0 | 16 | 0 | 0 | 0/1 | 1 | 21.1 | 13 | 5 | 5 | 9 | 23 | 5 | 0 | 1 | .183 | 1 | 0 | 0 | 1 | 1 |
| 52 Bunch, Caleb | 3.34 | 1-0 | 18 | 0 | 0 | 0/1 | 2 | 32.1 | 31 | 13 | 12 | 7 | 26 | 4 | 1 | 4 | .252 | 0 | 2 | 1 | 0 | 0 |
| 48 Davenport, Lucas | 3.82 | 3-1 | 13 | 0 | 0 | 0/0 | 0 | 35.1 | 36 | 22 | 15 | 11 | 29 | 3 | 0 | 4 | .250 | 2 | 0 | 0 | 3 | 0 |
| 1 Teplansky, Hunter | 5.06 | 0-0 | 5 | 0 | 0 | 0/0 | 0 | 5.1 | 1 | 3 | 3 | 3 | 4 | 0 | 0 | 1 | .059 | 0 | 1 | 0 | 0 | 0 |
| 18 Petrowski, Andrew | 5.14 | 1-1 | 14 | 0 | 0 | 0/0 | 0 | 14.0 | 19 | 10 | 8 | 6 | 12 | 3 | 0 | 2 | .328 | 1 | 0 | 0 | 1 | 1 |
| 34 Jameson, Caleb | 5.32 | 2-0 | 12 | 5 | 0 | 0/1 | 0 | 22.0 | 23 | 13 | 13 | 8 | 20 | 2 | 0 | 2 | .264 | 0 | 3 | 1 | 1 | 0 |
| 50 Hail, Patrick | 5.49 | 0-0 | 15 | 0 | 0 | 0/0 | 0 | 19.2 | 17 | 12 | 12 | 9 | 12 | 2 | 0 | 4 | .236 | 0 | 3 | 0 | 0 | 1 |
| 12 Green, Mason | 5.59 | 0-1 | 5 | 5 | 0 | 0/1 | 0 | 9.2 | 6 | 7 | 6 | 6 | 6 | 0 | 0 | 0 | .171 | 0 | 1 | 0 | 0 | 0 |
| 49 Stahl, Stefan | 6.06 | 2-1 | 13 | 4 | 0 | 0/1 | 1 | 16.1 | 16 | 13 | 11 | 6 | 10 | 3 | 1 | 2 | .262 | 0 | 1 | 0 | 2 | 0 |
| 38 Bales, Bryson | 6.11 | 3-3 | 13 | 7 | 0 | 0/1 | 0 | 35.1 | 40 | 26 | 24 | 19 | 33 | 6 | 0 | 6 | .276 | 2 | 4 | 0 | 0 | 4 |
| 42 Clewett, Camden | 6.23 | 0-0 | 5 | 0 | 0 | 0/0 | 0 | 4.1 | 2 | 3 | 3 | 5 | 3 | 1 | 0 | 0 | .133 | 2 | 1 | 0 | 0 | 0 |
| 51 Stasio, Cole | 6.43 | 3-1 | 13 | 3 | 0 | 0/0 | 0 | 28.0 | 41 | 20 | 20 | 10 | 30 | 9 | 0 | 4 | .333 | 3 | 1 | 1 | 0 | 1 |
| 89 Ruais, RJ | 6.97 | 0-0 | 13 | 0 | 0 | 0/1 | 0 | 10.1 | 13 | 8 | 8 | 8 | 9 | 4 | 0 | 2 | .325 | 2 | 1 | 0 | 0 | 0 |
| 54 Leach, Drew | 8.44 | 1-0 | 6 | 0 | 0 | 0/0 | 0 | 5.1 | 7 | 5 | 5 | 4 | 3 | 1 | 1 | 1 | .333 | 3 | 1 | 0 | 0 | 0 |
| Totals | 4.54 | 30-18 | 48 | 48 | 0 | 3/3 | 14 | 420.0 | 404 | 250 | 212 | 158 | 396 | 70 | 8 | 43 | .250 | 24 | 36 | 4 | 13 | 17 |
| Opponents | 6.07 | 18-30 | 48 | 48 | 0 | 0/0 | 8 | 406.0 | 475 | 343 | 274 | 240 | 386 | 96 | 11 | 44 | .291 | 43 | 50 | 3 | 15 | 20 |

PB - Team (7), Castle 5, Kennett 2, Opp (5). Pickoffs - Team (3), Craig 1, Bunch 1, Stahl 1, Opp (2). SBA/ATT - Castle (16-24), Kennett (17-19), Bailey (11-11), Calder (4-5), Davenport (5-5), Stasio (3-4), Murry (1-3), Jameson (1-2), Petrowski (1-2), Bales (1-2), Stahl (2-2), Bunch (0-2), Craig (2-2), Glatch (0-1), Leach (0-1), Hail (1-1), Green (1-1).

2025 CONFERENCE STATISTICS



2025 Baylor Bears Baseball
Conference statistics for Baylor (as of May 07, 2025)
(Big 12 games only Sorted by Batting avg)



Record: 10-14 Home: 5-7 Away: 5-7 Big 12: 10-14

| Player | avg | gp-gs | ab | r | h | 2b | 3b | hr | rbi | tb | slg% | bb | hp | so | gdp | ob% | sf | sh | sb-att | po | a | e | fld% |
|----------------------|------|-------|-----|-----|-----|----|----|----|-----|-----|------|-----|----|-----|-----|------|----|----|--------|-----|-----|----|-------|
| 13 Kemp, Tyriq | .378 | 24-24 | 90 | 18 | 34 | 7 | 1 | 3 | 21 | 52 | .578 | 13 | 0 | 13 | 2 | .452 | 1 | 1 | 4-6 | 32 | 75 | 3 | .973 |
| 6 Sanders, Travis | .337 | 23-23 | 86 | 23 | 29 | 5 | 1 | 3 | 13 | 45 | .523 | 13 | 3 | 28 | 1 | .441 | 0 | 2 | 5-6 | 29 | 69 | 5 | .951 |
| 5 Riebock, Pearson | .312 | 24-24 | 93 | 14 | 29 | 4 | 0 | 0 | 10 | 33 | .355 | 13 | 0 | 28 | 1 | .393 | 1 | 2 | 4-5 | 16 | 50 | 9 | .880 |
| 3 Apodaca, Enzo | .272 | 24-24 | 103 | 22 | 28 | 8 | 2 | 1 | 8 | 43 | .417 | 10 | 3 | 13 | 1 | .353 | 0 | 0 | 2-3 | 39 | 0 | 0 | 1.000 |
| 33 Jordan, Wesley | .255 | 24-24 | 94 | 16 | 24 | 7 | 0 | 4 | 16 | 43 | .457 | 9 | 3 | 25 | 1 | .340 | 0 | 0 | 1-1 | 32 | 0 | 2 | .941 |
| 9 Simmons, Hunter | .247 | 24-24 | 93 | 10 | 23 | 5 | 1 | 2 | 18 | 36 | .387 | 9 | 5 | 31 | 0 | .343 | 1 | 0 | 0-0 | 0 | 0 | 0 | .000 |
| 23 Johnson, Ty | .216 | 23-23 | 74 | 12 | 16 | 4 | 0 | 0 | 10 | 20 | .270 | 15 | 4 | 20 | 2 | .376 | 0 | 0 | 4-4 | 60 | 1 | 0 | 1.000 |
| 22 Little, Jack | .169 | 19-18 | 65 | 8 | 11 | 3 | 0 | 3 | 9 | 23 | .354 | 7 | 2 | 29 | 1 | .270 | 0 | 2 | 1-2 | 166 | 4 | 1 | .994 |
| ----- | | | | | | | | | | | | | | | | | | | | | | | |
| 19 Castle, Cortlan | .311 | 14-13 | 45 | 5 | 14 | 1 | 0 | 0 | 5 | 15 | .333 | 6 | 0 | 7 | 0 | .392 | 0 | 3 | 2-4 | 101 | 10 | 1 | .991 |
| 2 Brzozowski, Gavin | .286 | 8-1 | 14 | 2 | 4 | 1 | 0 | 1 | 6 | 8 | .571 | 2 | 0 | 2 | 1 | .353 | 1 | 0 | 0-0 | 5 | 0 | 0 | 1.000 |
| 11 Pendergrass, Will | .238 | 10-5 | 21 | 6 | 5 | 1 | 0 | 1 | 4 | 9 | .429 | 2 | 0 | 6 | 0 | .304 | 0 | 0 | 1-1 | 42 | 2 | 0 | 1.000 |
| 32 Bergman, Caleb | .200 | 12-0 | 5 | 1 | 1 | 0 | 0 | 0 | 0 | 1 | .200 | 0 | 0 | 4 | 0 | .200 | 0 | 0 | 0-0 | 4 | 0 | 0 | 1.000 |
| 4 Kennett, JJ | .194 | 11-11 | 36 | 3 | 7 | 1 | 0 | 1 | 11 | 11 | .306 | 4 | 0 | 6 | 1 | .268 | 1 | 0 | 0-0 | 74 | 4 | 1 | .987 |
| 45 Youens, John | .000 | 2-1 | 4 | 0 | 0 | 0 | 0 | 0 | 0 | 0 | .000 | 1 | 0 | 3 | 0 | .200 | 0 | 0 | 0-0 | 14 | 1 | 0 | 1.000 |
| 1 Teplanszky, Hunter | .000 | 1-1 | 3 | 0 | 0 | 0 | 0 | 0 | 0 | 0 | .000 | 0 | 0 | 1 | 0 | .000 | 0 | 0 | 0-0 | 1 | 3 | 0 | 1.000 |
| Totals | .272 | 24 | 826 | 140 | 225 | 47 | 5 | 19 | 131 | 339 | .410 | 104 | 20 | 216 | 11 | .365 | 5 | 10 | 24-32 | 621 | 242 | 27 | .970 |
| Opponents | .276 | 24 | 820 | 161 | 226 | 41 | 5 | 26 | 150 | 355 | .433 | 96 | 20 | 171 | 15 | .362 | 10 | 10 | 26-31 | 627 | 195 | 25 | .970 |

LOB - Team (200), Opp (174). DPs turned - Team (17), Opp (13). CI - Team (0), Opp (2).

(Big 12 games only Sorted by Earned run avg)

| Player | era | w-l | app | gs | cg | sho | sv | ip | h | r | er | bb | so | 2b | 3b | hr | b/avg | wp | hp | bks | sfa | sha |
|----------------------|-------|-------|-----|----|----|-----|----|-------|-----|-----|-----|-----|-----|----|----|----|-------|----|----|-----|-----|-----|
| 29 Bailey, Carson | 6.32 | 1-3 | 8 | 8 | 0 | 0/0 | 0 | 37.0 | 40 | 31 | 26 | 16 | 34 | 3 | 1 | 5 | .274 | 2 | 6 | 0 | 1 | 2 |
| 36 Calder, Ethan | 7.25 | 0-4 | 8 | 8 | 0 | 0/0 | 0 | 36.0 | 49 | 31 | 29 | 13 | 29 | 15 | 3 | 2 | .327 | 0 | 2 | 1 | 3 | 5 |
| ----- | | | | | | | | | | | | | | | | | | | | | | |
| 1 Teplanszky, Hunter | 0.00 | 0-0 | 1 | 0 | 0 | 0/0 | 0 | 0.1 | 0 | 0 | 0 | 0 | 0 | 0 | 0 | 0 | .000 | 0 | 0 | 0 | 0 | 0 |
| 30 Craig, Gabe | 0.69 | 1-0 | 10 | 0 | 0 | 0/0 | 5 | 13.0 | 5 | 1 | 1 | 1 | 26 | 0 | 0 | 0 | .116 | 1 | 2 | 0 | 0 | 0 |
| 44 Glatch, Will | 1.74 | 2-2 | 8 | 0 | 0 | 0/1 | 0 | 10.1 | 8 | 9 | 2 | 5 | 7 | 1 | 0 | 0 | .200 | 0 | 1 | 0 | 0 | 0 |
| 46 Murry, Grayson | 3.55 | 2-0 | 8 | 0 | 0 | 0/1 | 0 | 12.2 | 11 | 5 | 5 | 8 | 8 | 5 | 0 | 1 | .262 | 0 | 0 | 0 | 1 | 1 |
| 52 Bunch, Caleb | 3.57 | 1-0 | 8 | 0 | 0 | 0/0 | 1 | 17.2 | 12 | 7 | 7 | 5 | 18 | 2 | 1 | 2 | .188 | 0 | 1 | 0 | 0 | 0 |
| 54 Leach, Drew | 4.50 | 0-0 | 2 | 0 | 0 | 0/0 | 0 | 2.0 | 2 | 1 | 1 | 2 | 1 | 1 | 0 | 0 | .250 | 1 | 0 | 0 | 0 | 0 |
| 48 Davenport, Lucas | 4.56 | 1-1 | 9 | 0 | 0 | 0/0 | 0 | 23.2 | 29 | 16 | 12 | 8 | 16 | 3 | 0 | 3 | .296 | 1 | 0 | 0 | 3 | 0 |
| 34 Jameson, Caleb | 5.06 | 0-0 | 3 | 0 | 0 | 0/0 | 0 | 5.1 | 7 | 3 | 3 | 2 | 4 | 0 | 0 | 0 | .318 | 0 | 1 | 0 | 1 | 0 |
| 89 Ruais, RJ | 5.79 | 0-0 | 5 | 0 | 0 | 0/0 | 0 | 4.2 | 3 | 3 | 3 | 5 | 4 | 0 | 0 | 1 | .200 | 2 | 0 | 0 | 0 | 0 |
| 12 Green, Mason | 6.23 | 0-1 | 4 | 4 | 0 | 0/1 | 0 | 8.2 | 5 | 7 | 6 | 5 | 3 | 0 | 0 | 0 | .161 | 0 | 1 | 0 | 0 | 0 |
| 49 Stahl, Stefan | 6.75 | 1-1 | 3 | 2 | 0 | 0/0 | 0 | 4.0 | 5 | 5 | 3 | 3 | 1 | 0 | 0 | 0 | .294 | 0 | 1 | 0 | 0 | 0 |
| 51 Stasio, Cole | 10.12 | 0-0 | 3 | 0 | 0 | 0/0 | 0 | 5.1 | 11 | 6 | 6 | 3 | 5 | 6 | 0 | 1 | .407 | 1 | 0 | 1 | 0 | 0 |
| 50 Hail, Patrick | 10.24 | 0-0 | 7 | 0 | 0 | 0/0 | 0 | 9.2 | 11 | 11 | 11 | 6 | 5 | 1 | 0 | 4 | .289 | 0 | 2 | 0 | 0 | 1 |
| 38 Bales, Bryson | 12.34 | 1-2 | 5 | 2 | 0 | 0/1 | 0 | 11.2 | 18 | 17 | 16 | 9 | 9 | 2 | 0 | 5 | .333 | 0 | 3 | 0 | 0 | 1 |
| 18 Petrowski, Andrew | 14.40 | 0-0 | 6 | 0 | 0 | 0/0 | 0 | 5.0 | 10 | 8 | 8 | 5 | 1 | 2 | 0 | 2 | .417 | 1 | 0 | 0 | 1 | 0 |
| Totals | 5.87 | 10-14 | 24 | 24 | 0 | 1/1 | 6 | 207.0 | 226 | 161 | 135 | 96 | 171 | 41 | 5 | 26 | .276 | 9 | 20 | 2 | 10 | 10 |
| Opponents | 5.04 | 14-10 | 24 | 24 | 0 | 0/0 | 5 | 209.0 | 225 | 140 | 117 | 104 | 216 | 47 | 5 | 19 | .272 | 17 | 20 | 1 | 5 | 10 |

PB - Team (3), Castle 2, Kennett 1, Opp (3). Pickoffs - Team (1), Craig 1. SBA/ATT - Castle (14-18), Kennett (12-13), Bailey (8-8), Calder (4-5), Davenport (4-4), Murry (1-3), Stahl (2-2), Craig (2-2), Jameson (1-1), Hail (1-1), Bales (1-1), Green (1-1), Bunch (0-1), Stasio (1-1), Glatch (0-1).

2025 LAST 10 GAMES STATISTICS



2025 Baylor Bears Baseball
Overall Statistics for Baylor (as of May 07, 2025)
(Last 10 Games Sorted by Batting avg)



Record: 6-4 Home: 4-2 Away: 2-2 Big 12: 3-4

| Player | avg | gp-gs | ab | r | h | 2b | 3b | hr | rbi | tb | slg% | bb | hp | so | gdp | ob% | sf | sh | sb-att | po | a | e | fld% |
|----------------------|------|-------|-----|----|----|----|----|----|-----|-----|------|----|----|----|-----|------|----|----|--------|-----|-----|----|-------|
| 6 Sanders, Travis | .350 | 10-10 | 40 | 13 | 14 | 0 | 0 | 4 | 8 | 26 | .650 | 6 | 0 | 17 | 0 | .435 | 0 | 0 | 2-2 | 15 | 30 | 4 | .918 |
| 13 Kemp, Tyriq | .324 | 10-10 | 37 | 7 | 12 | 1 | 0 | 1 | 9 | 16 | .432 | 9 | 0 | 7 | 0 | .438 | 2 | 0 | 2-4 | 13 | 38 | 2 | .962 |
| 3 Apodaca, Enzo | .317 | 10-10 | 41 | 10 | 13 | 3 | 1 | 0 | 2 | 18 | .439 | 6 | 3 | 5 | 0 | .440 | 0 | 0 | 0-1 | 15 | 0 | 0 | 1.000 |
| 9 Simmons, Hunter | .278 | 10-10 | 36 | 6 | 10 | 1 | 1 | 0 | 8 | 13 | .361 | 5 | 2 | 12 | 0 | .386 | 1 | 0 | 1-1 | 0 | 0 | 0 | .000 |
| 5 Riebock, Pearson | .263 | 10-10 | 38 | 6 | 10 | 2 | 0 | 0 | 6 | 12 | .316 | 7 | 0 | 9 | 1 | .370 | 1 | 0 | 0-0 | 7 | 13 | 2 | .909 |
| 33 Jordan, Wesley | .214 | 8-8 | 28 | 3 | 6 | 4 | 0 | 0 | 4 | 10 | .357 | 3 | 0 | 9 | 0 | .290 | 0 | 0 | 0-0 | 10 | 0 | 1 | .909 |
| 23 Johnson, Ty | .107 | 10-10 | 28 | 4 | 3 | 0 | 0 | 0 | 5 | 3 | .107 | 9 | 0 | 7 | 1 | .324 | 0 | 2 | 2-2 | 29 | 2 | 0 | 1.000 |
| ----- | | | | | | | | | | | | | | | | | | | | | | | |
| 2 Brzozowski, Gavin | .545 | 5-2 | 11 | 4 | 6 | 1 | 0 | 1 | 5 | 10 | .909 | 2 | 0 | 3 | 0 | .615 | 0 | 0 | 0-0 | 3 | 0 | 0 | 1.000 |
| 45 Youens, John | .273 | 5-3 | 11 | 3 | 3 | 1 | 0 | 0 | 3 | 4 | .364 | 2 | 2 | 4 | 1 | .467 | 0 | 0 | 0-0 | 32 | 2 | 0 | 1.000 |
| 19 Castle, Cortlan | .263 | 7-7 | 19 | 5 | 5 | 1 | 0 | 1 | 7 | 9 | .474 | 5 | 0 | 2 | 0 | .400 | 1 | 3 | 2-3 | 55 | 10 | 1 | .985 |
| 11 Pendergrass, Will | .235 | 6-4 | 17 | 6 | 4 | 0 | 0 | 1 | 5 | 7 | .412 | 2 | 0 | 5 | 0 | .316 | 0 | 0 | 1-1 | 34 | 1 | 0 | 1.000 |
| 4 Kennett, JJ | .100 | 5-3 | 10 | 1 | 1 | 0 | 0 | 0 | 0 | 1 | .100 | 1 | 1 | 3 | 0 | .250 | 0 | 0 | 0-0 | 24 | 4 | 0 | 1.000 |
| 22 Little, Jack | .100 | 6-3 | 10 | 1 | 1 | 0 | 0 | 0 | 0 | 1 | .100 | 1 | 0 | 4 | 0 | .182 | 0 | 1 | 0-0 | 24 | 1 | 0 | 1.000 |
| 32 Bergman, Caleb | .000 | 6-0 | 4 | 0 | 0 | 0 | 0 | 0 | 0 | 0 | .000 | 0 | 0 | 4 | 0 | .000 | 0 | 0 | 0-0 | 2 | 0 | 0 | 1.000 |
| Totals | .267 | 10 | 330 | 69 | 88 | 14 | 2 | 8 | 62 | 130 | .394 | 58 | 8 | 91 | 3 | .384 | 5 | 6 | 10-14 | 264 | 109 | 11 | .971 |
| Opponents | .256 | 10 | 336 | 46 | 86 | 13 | 2 | 9 | 44 | 130 | .387 | 33 | 8 | 84 | 7 | .334 | 3 | 2 | 13-16 | 258 | 76 | 12 | .965 |

LOB - Team (80), Opp (72). DPs turned - Team (9), Opp (4). IBB - Team (1), Kemp 1.

(Last 10 Games Sorted by Earned run avg)

| Player | era | w-l | app | gs | cg | sho | sv | ip | h | r | er | bb | so | 2b | 3b | hr | b/avg | wp | hp | bks | sfa | sha |
|----------------------|------|-----|-----|----|----|-----|----|------|----|----|----|----|----|----|----|----|-------|----|----|-----|-----|-----|
| 30 Craig, Gabe | 0.00 | 0-0 | 5 | 0 | 0 | 0/0 | 3 | 7.0 | 3 | 0 | 0 | 1 | 13 | 0 | 0 | 0 | .130 | 0 | 1 | 0 | 0 | 0 |
| 48 Davenport, Lucas | 0.00 | 1-0 | 2 | 0 | 0 | 0/0 | 0 | 6.1 | 6 | 2 | 0 | 0 | 5 | 1 | 0 | 0 | .240 | 1 | 0 | 0 | 1 | 0 |
| 44 Glatch, Will | 0.00 | 0-0 | 2 | 0 | 0 | 0/1 | 0 | 2.0 | 1 | 0 | 0 | 0 | 2 | 1 | 0 | 0 | .143 | 0 | 0 | 0 | 0 | 0 |
| 46 Murry, Grayson | 1.80 | 0-0 | 5 | 0 | 0 | 0/1 | 0 | 5.0 | 6 | 1 | 1 | 2 | 7 | 2 | 0 | 0 | .333 | 1 | 0 | 0 | 0 | 0 |
| 34 Jameson, Caleb | 3.00 | 1-0 | 4 | 3 | 0 | 0/0 | 0 | 9.0 | 7 | 3 | 3 | 1 | 11 | 1 | 0 | 1 | .200 | 0 | 1 | 0 | 0 | 0 |
| 50 Hail, Patrick | 4.15 | 0-0 | 3 | 0 | 0 | 0/0 | 0 | 4.1 | 4 | 2 | 2 | 2 | 1 | 1 | 0 | 0 | .267 | 0 | 0 | 0 | 0 | 0 |
| 18 Petrowski, Andrew | 4.50 | 0-0 | 2 | 0 | 0 | 0/0 | 0 | 2.0 | 3 | 1 | 1 | 1 | 2 | 0 | 0 | 1 | .375 | 0 | 0 | 0 | 0 | 0 |
| 29 Bailey, Carson | 4.66 | 0-2 | 2 | 2 | 0 | 0/0 | 0 | 9.2 | 12 | 6 | 5 | 5 | 7 | 0 | 1 | 1 | .308 | 1 | 2 | 0 | 1 | 0 |
| 12 Green, Mason | 4.70 | 0-1 | 3 | 3 | 0 | 0/1 | 0 | 7.2 | 2 | 4 | 4 | 4 | 3 | 0 | 0 | 0 | .083 | 0 | 1 | 0 | 0 | 0 |
| 38 Bales, Bryson | 4.91 | 1-0 | 3 | 0 | 0 | 0/1 | 0 | 7.1 | 7 | 5 | 4 | 4 | 7 | 0 | 0 | 2 | .226 | 0 | 3 | 0 | 0 | 0 |
| 1 Teplanszky, Hunter | 4.91 | 0-0 | 3 | 0 | 0 | 0/0 | 0 | 3.2 | 1 | 2 | 2 | 2 | 0 | 0 | 0 | 1 | .083 | 0 | 0 | 0 | 0 | 0 |
| 49 Stahl, Stefan | 5.40 | 1-0 | 3 | 0 | 0 | 0/0 | 0 | 3.1 | 2 | 2 | 2 | 1 | 4 | 0 | 0 | 1 | .167 | 0 | 0 | 0 | 0 | 0 |
| 36 Calder, Ethan | 6.14 | 0-1 | 2 | 2 | 0 | 0/0 | 0 | 7.1 | 12 | 6 | 5 | 3 | 4 | 3 | 0 | 0 | .400 | 0 | 0 | 0 | 1 | 2 |
| 51 Stasio, Cole | 7.50 | 2-0 | 4 | 0 | 0 | 0/0 | 0 | 6.0 | 8 | 5 | 5 | 1 | 10 | 2 | 0 | 2 | .320 | 1 | 0 | 1 | 0 | 0 |
| 52 Bunch, Caleb | 8.44 | 0-0 | 3 | 0 | 0 | 0/0 | 0 | 5.1 | 11 | 5 | 5 | 4 | 5 | 2 | 1 | 0 | .423 | 0 | 0 | 0 | 0 | 0 |
| 89 Ruais, RJ | 9.00 | 0-0 | 3 | 0 | 0 | 0/0 | 0 | 2.0 | 1 | 2 | 2 | 2 | 3 | 0 | 0 | 0 | .167 | 0 | 0 | 0 | 0 | 0 |
| Totals | 3.89 | 6-4 | 10 | 10 | 0 | 1/1 | 3 | 88.0 | 86 | 46 | 38 | 33 | 84 | 13 | 2 | 9 | .256 | 4 | 8 | 1 | 3 | 2 |
| Opponents | 5.13 | 4-6 | 10 | 10 | 0 | 0/0 | 3 | 86.0 | 88 | 69 | 49 | 58 | 91 | 14 | 2 | 8 | .267 | 7 | 8 | 0 | 5 | 6 |

PB - Team (3), Castle 2, Kennett 1, Opp (3). SBA/ATT - Castle (7-9), Kennett (6-7), Bailey (4-4), Calder (3-4), Stasio (2-2), Murry (1-2), Jameson (1-1), Bales (1-1), Green (1-1), Bunch (0-1).

2025 RESULTS



2025 Baylor Bears Baseball
Game Results for Baylor (as of May 07, 2025)
(All games)



| Date | Opponent | | Score | Inns | Overall | Big 12 | Pitcher of record | Attend | Time |
|----------------|--------------------|---|-------|------|---------|---------|-------------------|--------|------|
| Feb 14, 2025 | YOUNGSTOWN STATE | w | 10-3 | 9 | 1-0-0 | 0-0-0 | Calder (W 1-0) | 1679 | 2:38 |
| Feb 15, 2025 | YOUNGSTOWN STATE-1 | w | 16-4 | 7 | 2-0-0 | 0-0-0 | Bales (W 1-0) | - | 2:38 |
| Feb 15, 2025 | YOUNGSTOWN STATE-2 | w | 12-4 | 9 | 3-0-0 | 0-0-0 | Stasio (W 1-0) | 1952 | 3:16 |
| Feb 18, 2025 | UTSA | w | 5-0 | 9 | 4-0-0 | 0-0-0 | Bailey (W 1-0) | 1537 | 2:57 |
| Feb 21, 2025 | GONZAGA | w | 4-0 | 9 | 5-0-0 | 0-0-0 | Calder (W 2-0) | 1496 | 2:19 |
| Feb 22, 2025 | GONZAGA | w | 5-2 | 9 | 6-0-0 | 0-0-0 | Davenport (W 1-0) | 1605 | 2:36 |
| Feb 23, 2025 | GONZAGA | L | 7-8 | (10) | 6-1-0 | 0-0-0 | Petrowski (L 0-1) | 1615 | 3:37 |
| Feb 25, 2025 | SFA | w | 9-4 | 9 | 7-1-0 | 0-0-0 | Murry (W 1-0) | 1837 | 2:45 |
| Feb 28, 2025 | vs #8 Oregon State | L | 3-4 | 9 | 7-2-0 | 0-0-0 | Calder (L 2-1) | 3253 | 2:23 |
| Mar 01, 2025 | vs Ohio State | w | 8-6 | 9 | 8-2-0 | 0-0-0 | Stahl (W 1-0) | 5433 | 2:55 |
| Mar 02, 2025 | vs #25 Auburn | L | 4-7 | 9 | 8-3-0 | 0-0-0 | Stasio (L 1-1) | 2258 | 3:02 |
| Mar 04, 2025 | TARLETON | w | 7-2 | 9 | 9-3-0 | 0-0-0 | Petrowski (W 1-1) | 1862 | 2:47 |
| Mar 07, 2025 | LOYOLA MARYMOUNT | w | 9-4 | 9 | 10-3-0 | 0-0-0 | Calder (W 3-1) | 1843 | 2:57 |
| Mar 08, 2025 | LOYOLA MARYMOUNT | w | 6-3 | 9 | 11-3-0 | 0-0-0 | Davenport (W 2-0) | 1641 | 3:22 |
| Mar 09, 2025 | LOYOLA MARYMOUNT | w | 9-1 | 9 | 12-3-0 | 0-0-0 | Bailey (W 2-0) | 1709 | 2:42 |
| Mar 11, 2025 | SAM HOUSTON | w | 9-2 | 9 | 13-3-0 | 0-0-0 | Leach (W 1-0) | 2382 | 2:51 |
| * Mar 14, 2025 | at Kansas | L | 1-9 | 9 | 13-4-0 | 0-1-0 | Calder (L 3-2) | 1628 | 2:40 |
| * Mar 15, 2025 | at Kansas | L | 7-14 | 9 | 13-5-0 | 0-2-0 | Bales (L 1-1) | 1166 | 3:10 |
| * Mar 16, 2025 | at Kansas | w | 9-7 | 9 | 14-5-0 | 1-2-0 | Glatch (W 1-0) | 1426 | 3:02 |
| Mar 18, 2025 | at Texas State | w | 19-3 | 7 | 15-5-0 | 1-2-0 | Jameson (W 1-0) | 2068 | 3:14 |
| * Mar 21, 2025 | KANSAS STATE | L | 2-8 | 9 | 15-6-0 | 1-3-0 | Calder (L 3-3) | 2229 | 2:45 |
| * Mar 22, 2025 | KANSAS STATE | L | 4-14 | 9 | 15-7-0 | 1-4-0 | Bales (L 1-2) | 2259 | 3:15 |
| * Mar 23, 2025 | KANSAS STATE | w | 19-4 | 7 | 16-7-0 | 2-4-0 | Murry (W 2-0) | 1860 | 2:47 |
| Mar 25, 2025 | UT ARLINGTON | w | 13-4 | 9 | 17-7-0 | 2-4-0 | Bales (W 2-2) | 1920 | 3:11 |
| * Mar 28, 2025 | at #23 Arizona | w | 8-5 | 9 | 18-7-0 | 3-4-0 | Glatch (W 2-0) | 3426 | 2:49 |
| * Mar 29, 2025 | at #23 Arizona | w | 6-3 | 9 | 19-7-0 | 4-4-0 | Murry (W 3-0) | 4183 | 2:54 |
| * Mar 30, 2025 | at #23 Arizona | L | 6-11 | 9 | 19-8-0 | 4-5-0 | Bailey (L 2-1) | 2585 | 2:54 |
| Apr 01, 2025 | HCU | w | 3-2 | 9 | 20-8-0 | 4-5-0 | Glatch (W 3-0) | 1839 | 2:38 |
| * Apr 04, 2025 | HOUSTON | L | 4-7 | 9 | 20-9-0 | 4-6-0 | Glatch (L 3-1) | 1752 | 3:11 |
| * Apr 05, 2025 | HOUSTON | w | 4-3 | 9 | 21-9-0 | 5-6-0 | Bunch (W 1-0) | 2050 | 2:56 |
| * Apr 06, 2025 | HOUSTON | L | 2-4 | 9 | 21-10-0 | 5-7-0 | Stahl (L 1-1) | 1758 | 3:12 |
| Apr 08, 2025 | TEXAS STATE | L | 2-6 | 9 | 21-11-0 | 5-7-0 | Bales (L 2-3) | 2156 | 3:03 |
| * Apr 11, 2025 | at Texas Tech | L | 2-9 | 9 | 21-12-0 | 5-8-0 | Glatch (L 3-2) | 4019 | 2:45 |
| * Apr 12, 2025 | at Texas Tech | w | 18-4 | 9 | 22-12-0 | 6-8-0 | Bailey (W 3-1) | 4067 | 3:08 |
| * Apr 13, 2025 | at Texas Tech | L | 8-9 | 9 | 22-13-0 | 6-9-0 | Davenport (L 2-1) | 3621 | 3:00 |
| Apr 15, 2025 | at UT Arlington | w | 9-8 | (10) | 23-13-0 | 6-9-0 | Craig (W 1-0) | 647 | 3:24 |
| * Apr 17, 2025 | UTAH | L | 1-13 | 9 | 23-14-0 | 6-10-0 | Calder (L 3-4) | 1715 | 2:49 |
| * Apr 18, 2025 | UTAH | w | 4-3 | 9 | 24-14-0 | 7-10-0 | Craig (W 2-0) | 1915 | 2:29 |
| * Apr 19, 2025 | UTAH | w | 9-0 | 9 | 25-14-0 | 8-10-0 | Bales (W 3-3) | 1990 | 2:44 |
| Apr 22, 2025 | HCU | w | 9-1 | 9 | 26-14-0 | 8-10-0 | Stasio (W 2-1) | 2051 | 2:45 |
| * Apr 25, 2025 | at TCU | L | 2-7 | 9 | 26-15-0 | 8-11-0 | Green (L 0-1) | 4873 | 2:52 |
| * Apr 26, 2025 | at TCU | L | 4-8 | 9 | 26-16-0 | 8-12-0 | Bailey (L 3-2) | 4989 | 3:05 |
| * Apr 27, 2025 | at TCU | w | 6-3 | 9 | 27-16-0 | 9-12-0 | Davenport (W 3-1) | 4399 | 2:41 |
| Apr 29, 2025 | at Sam Houston | w | 15-4 | 9 | 28-16-0 | 9-12-0 | Jameson (W 2-0) | 359 | 3:03 |
| * May 02, 2025 | ARIZONA STATE | w | 7-4 | 9 | 29-16-0 | 10-12-0 | Stahl (W 2-1) | 1820 | 3:13 |
| * May 03, 2025 | ARIZONA STATE | L | 1-4 | 9 | 29-17-0 | 10-13-0 | Bailey (L 3-3) | 2345 | 2:42 |
| * May 04, 2025 | ARIZONA STATE | L | 6-8 | 9 | 29-18-0 | 10-14-0 | Calder (L 3-5) | 2110 | 3:31 |
| May 06, 2025 | UTRGV | w | 10-7 | 9 | 30-18-0 | 10-14-0 | Stasio (W 3-1) | 1871 | 3:03 |

() extra inning game

2025 TEAM GAME-BY-GAME BATTING STATS

2025 Baylor Bears Baseball
Team Game-by-Game for Baylor (as of May 07, 2025)
Batting (All games)

| Date | Opponent | ab | r | h | rbi | 2b | 3b | hr | tb | bb | ibb | sb | cs | hbp | sac | sf | gdp | k | po | a | e | lob | avg |
|---------|------------------|------|-----|-----|-----|----|----|----|-----|-----|-----|----|----|-----|-----|----|-----|-----|------|-----|----|-----|------|
| Feb 14 | YOUNGSTOWN STATE | 34 | 10 | 13 | 10 | 3 | 0 | 1 | 19 | 7 | 0 | 0 | 0 | 2 | 0 | 0 | 1 | 5 | 27 | 9 | 1 | 9 | .382 |
| Feb 15 | YOUNGSTOWN STATE | 34 | 16 | 16 | 15 | 3 | 1 | 0 | 21 | 4 | 0 | 2 | 0 | 3 | 0 | 0 | 1 | 2 | 21 | 5 | 3 | 7 | .426 |
| Feb 15 | YOUNGSTOWN STATE | 39 | 12 | 17 | 10 | 3 | 1 | 2 | 28 | 7 | 0 | 0 | 0 | 2 | 0 | 0 | 4 | 4 | 27 | 7 | 1 | 12 | .430 |
| Feb 18 | UTSA | 32 | 5 | 9 | 4 | 3 | 0 | 1 | 15 | 3 | 0 | 2 | 1 | 1 | 1 | 0 | 0 | 5 | 27 | 7 | 1 | 8 | .396 |
| Feb 21 | GONZAGA | 28 | 4 | 7 | 3 | 1 | 0 | 0 | 8 | 4 | 0 | 2 | 0 | 1 | 2 | 1 | 2 | 8 | 27 | 12 | 0 | 8 | .371 |
| Feb 22 | GONZAGA | 31 | 5 | 8 | 5 | 2 | 0 | 0 | 10 | 5 | 0 | 0 | 0 | 0 | 0 | 1 | 0 | 6 | 27 | 12 | 0 | 8 | .354 |
| Feb 23 | GONZAGA | 35 | 7 | 10 | 7 | 0 | 1 | 1 | 15 | 7 | 1 | 2 | 1 | 4 | 2 | 0 | 0 | 6 | 30 | 14 | 4 | 11 | .343 |
| Feb 25 | SFA | 30 | 9 | 10 | 8 | 2 | 0 | 0 | 12 | 10 | 0 | 5 | 0 | 2 | 0 | 2 | 1 | 5 | 27 | 14 | 2 | 11 | .342 |
| Feb 28 | vs Oregon State | 31 | 3 | 4 | 3 | 0 | 0 | 1 | 7 | 4 | 0 | 1 | 0 | 0 | 0 | 0 | 1 | 7 | 24 | 5 | 0 | 5 | .320 |
| Mar 01 | vs Ohio State | 33 | 8 | 9 | 8 | 2 | 0 | 2 | 17 | 4 | 0 | 1 | 1 | 1 | 0 | 0 | 0 | 5 | 27 | 6 | 2 | 6 | .315 |
| Mar 02 | vs Auburn | 35 | 4 | 9 | 4 | 2 | 0 | 2 | 17 | 3 | 0 | 0 | 0 | 0 | 0 | 1 | 1 | 12 | 27 | 11 | 0 | 8 | .309 |
| Mar 04 | TARLETON | 32 | 7 | 9 | 7 | 2 | 0 | 0 | 11 | 7 | 0 | 1 | 0 | 1 | 0 | 1 | 1 | 5 | 27 | 10 | 1 | 10 | .307 |
| Mar 07 | LOYOLA MARYMOUNT | 37 | 9 | 13 | 9 | 2 | 1 | 4 | 29 | 7 | 0 | 2 | 0 | 1 | 0 | 1 | 0 | 8 | 27 | 6 | 2 | 13 | .311 |
| Mar 08 | LOYOLA MARYMOUNT | 31 | 6 | 7 | 6 | 3 | 0 | 0 | 10 | 13 | 0 | 3 | 0 | 0 | 0 | 0 | 0 | 7 | 27 | 10 | 2 | 14 | .305 |
| Mar 09 | LOYOLA MARYMOUNT | 30 | 9 | 8 | 7 | 1 | 0 | 0 | 9 | 6 | 0 | 0 | 2 | 2 | 0 | 0 | 0 | 8 | 27 | 10 | 1 | 5 | .303 |
| Mar 11 | SAM HOUSTON | 37 | 9 | 14 | 7 | 4 | 0 | 1 | 21 | 2 | 0 | 0 | 1 | 0 | 1 | 1 | 1 | 8 | 27 | 7 | 0 | 8 | .308 |
| *Mar 14 | at Kansas | 31 | 1 | 5 | 0 | 2 | 0 | 0 | 7 | 2 | 0 | 0 | 0 | 0 | 0 | 0 | 1 | 6 | 24 | 10 | 1 | 5 | .300 |
| *Mar 15 | at Kansas | 39 | 7 | 12 | 7 | 1 | 0 | 3 | 22 | 5 | 0 | 0 | 0 | 1 | 0 | 0 | 0 | 11 | 24 | 8 | 1 | 11 | .301 |
| *Mar 16 | at Kansas | 39 | 9 | 12 | 9 | 4 | 0 | 0 | 16 | 8 | 0 | 4 | 0 | 2 | 0 | 0 | 0 | 13 | 27 | 10 | 0 | 13 | .301 |
| Mar 18 | at Texas State | 32 | 19 | 11 | 18 | 2 | 1 | 3 | 24 | 11 | 0 | 3 | 0 | 2 | 0 | 0 | 0 | 11 | 21 | 7 | 1 | 6 | .303 |
| *Mar 21 | KANSAS STATE | 34 | 2 | 8 | 2 | 1 | 0 | 0 | 9 | 4 | 0 | 0 | 0 | 1 | 1 | 0 | 0 | 9 | 27 | 9 | 2 | 11 | .300 |
| *Mar 22 | KANSAS STATE | 33 | 4 | 9 | 4 | 2 | 0 | 2 | 17 | 2 | 0 | 0 | 1 | 2 | 0 | 0 | 2 | 11 | 27 | 9 | 1 | 6 | .299 |
| *Mar 23 | KANSAS STATE | 34 | 19 | 16 | 18 | 4 | 0 | 2 | 26 | 11 | 0 | 0 | 0 | 1 | 0 | 0 | 1 | 4 | 21 | 3 | 0 | 9 | .306 |
| Mar 25 | UT ARLINGTON | 37 | 13 | 13 | 12 | 4 | 1 | 1 | 22 | 6 | 0 | 2 | 0 | 2 | 0 | 0 | 0 | 5 | 27 | 7 | 0 | 10 | .308 |
| *Mar 28 | at Arizona | 37 | 8 | 10 | 8 | 2 | 0 | 1 | 15 | 6 | 0 | 2 | 0 | 0 | 0 | 0 | 0 | 8 | 27 | 9 | 0 | 8 | .307 |
| *Mar 29 | at Arizona | 33 | 6 | 7 | 5 | 0 | 1 | 0 | 9 | 1 | 0 | 1 | 2 | 1 | 1 | 1 | 0 | 8 | 27 | 11 | 1 | 4 | .303 |
| *Mar 30 | at Arizona | 41 | 6 | 13 | 6 | 4 | 0 | 0 | 17 | 2 | 0 | 1 | 0 | 2 | 0 | 0 | 0 | 6 | 24 | 8 | 0 | 12 | .304 |
| Apr 01 | HCU | 31 | 3 | 9 | 3 | 2 | 0 | 1 | 14 | 1 | 1 | 0 | 0 | 1 | 1 | 0 | 0 | 9 | 27 | 11 | 3 | 7 | .303 |
| *Apr 04 | HOUSTON | 30 | 4 | 5 | 4 | 0 | 0 | 0 | 5 | 3 | 0 | 5 | 0 | 1 | 2 | 1 | 0 | 13 | 27 | 11 | 2 | 7 | .299 |
| *Apr 05 | HOUSTON | 31 | 4 | 8 | 4 | 4 | 0 | 0 | 12 | 6 | 0 | 0 | 1 | 3 | 0 | 0 | 0 | 9 | 27 | 11 | 3 | 12 | .298 |
| *Apr 06 | HOUSTON | 35 | 2 | 9 | 2 | 0 | 1 | 0 | 11 | 4 | 0 | 2 | 0 | 1 | 0 | 0 | 1 | 12 | 27 | 14 | 1 | 11 | .296 |
| Apr 08 | TEXAS STATE | 32 | 2 | 6 | 1 | 0 | 0 | 0 | 6 | 1 | 0 | 0 | 1 | 0 | 0 | 0 | 1 | 10 | 27 | 4 | 2 | 4 | .293 |
| *Apr 11 | at Texas Tech | 33 | 2 | 8 | 2 | 3 | 0 | 0 | 11 | 2 | 0 | 1 | 1 | 0 | 0 | 0 | 0 | 8 | 24 | 7 | 2 | 6 | .292 |
| *Apr 12 | at Texas Tech | 49 | 18 | 21 | 18 | 4 | 0 | 4 | 37 | 6 | 0 | 1 | 0 | 0 | 0 | 0 | 0 | 10 | 27 | 12 | 1 | 10 | .297 |
| *Apr 13 | at Texas Tech | 38 | 8 | 12 | 7 | 3 | 0 | 1 | 18 | 2 | 0 | 1 | 0 | 2 | 1 | 0 | 1 | 3 | 24 | 11 | 1 | 8 | .298 |
| Apr 15 | at UT Arlington | 43 | 9 | 14 | 7 | 5 | 0 | 1 | 22 | 3 | 0 | 1 | 2 | 0 | 0 | 0 | 0 | 11 | 30 | 8 | 0 | 7 | .299 |
| *Apr 17 | UTAH | 31 | 1 | 7 | 0 | 1 | 0 | 0 | 8 | 2 | 0 | 0 | 0 | 0 | 1 | 0 | 2 | 10 | 27 | 8 | 0 | 7 | .297 |
| *Apr 18 | UTAH | 31 | 4 | 9 | 4 | 1 | 1 | 2 | 18 | 1 | 0 | 0 | 0 | 0 | 1 | 0 | 1 | 7 | 27 | 13 | 1 | 5 | .297 |
| *Apr 19 | UTAH | 31 | 9 | 10 | 9 | 1 | 1 | 3 | 22 | 8 | 0 | 1 | 1 | 0 | 0 | 2 | 0 | 7 | 27 | 13 | 1 | 8 | .298 |
| Apr 22 | HCU | 37 | 9 | 13 | 7 | 2 | 0 | 2 | 21 | 5 | 0 | 2 | 0 | 0 | 1 | 0 | 0 | 7 | 27 | 9 | 0 | 10 | .299 |
| *Apr 25 | at TCU | 31 | 2 | 5 | 2 | 2 | 0 | 0 | 7 | 3 | 0 | 0 | 0 | 0 | 0 | 0 | 1 | 8 | 24 | 11 | 2 | 5 | .296 |
| *Apr 26 | at TCU | 32 | 4 | 6 | 3 | 1 | 0 | 0 | 7 | 3 | 0 | 0 | 0 | 1 | 1 | 0 | 0 | 9 | 24 | 10 | 1 | 6 | .294 |
| *Apr 27 | at TCU | 35 | 6 | 11 | 6 | 2 | 1 | 0 | 15 | 2 | 0 | 1 | 0 | 1 | 1 | 0 | 0 | 8 | 27 | 6 | 0 | 6 | .294 |
| Apr 29 | at Sam Houston | 34 | 15 | 12 | 14 | 1 | 0 | 1 | 16 | 9 | 0 | 1 | 0 | 3 | 2 | 2 | 0 | 8 | 27 | 10 | 1 | 8 | .295 |
| *May 02 | ARIZONA STATE | 34 | 7 | 8 | 4 | 2 | 0 | 0 | 10 | 8 | 0 | 2 | 0 | 0 | 0 | 0 | 0 | 15 | 27 | 9 | 2 | 11 | .294 |
| *May 03 | ARIZONA STATE | 28 | 1 | 4 | 1 | 0 | 0 | 0 | 4 | 6 | 0 | 2 | 2 | 0 | 0 | 0 | 1 | 10 | 27 | 14 | 2 | 6 | .291 |
| *May 04 | ARIZONA STATE | 36 | 6 | 10 | 6 | 3 | 0 | 1 | 16 | 7 | 0 | 0 | 0 | 1 | 1 | 1 | 0 | 11 | 27 | 15 | 2 | 13 | .291 |
| May 06 | UTRGV | 32 | 10 | 9 | 10 | 0 | 0 | 1 | 12 | 7 | 1 | 1 | 1 | 2 | 0 | 0 | 1 | 8 | 27 | 12 | 0 | 7 | .291 |
| Totals | | 1633 | 343 | 475 | 316 | 96 | 11 | 44 | 725 | 240 | 3 | 55 | 18 | 50 | 20 | 15 | 26 | 386 | 1260 | 455 | 54 | 402 | .291 |

2025 TEAM GAME-BY-GAME PITCHING STATS

2025 Baylor Bears Baseball
Team Game-by-Game for Baylor (as of May 07, 2025)
Pitching (All games)

| Date | Opponent | ip | h | r | er | bb | so | 2b | 3b | hr | wp | bk | hbp | dp | ibb | score | w-l | sv | era |
|---------|------------------|-------|-----|-----|-----|-----|-----|----|----|----|----|----|-----|----|-----|---------|-------|----|------|
| Feb 14 | YOUNGSTOWN STATE | 9.0 | 8 | 3 | 3 | 1 | 14 | 2 | 0 | 1 | 0 | 1 | 1 | 2 | 0 | 10-3 | 1-0 | 1 | 3.00 |
| Feb 15 | YOUNGSTOWN STATE | 7.0 | 3 | 4 | 2 | 5 | 11 | 1 | 0 | 1 | 0 | 0 | 0 | 2 | 0 | 16-4 | 2-0 | 2 | 2.81 |
| Feb 15 | YOUNGSTOWN STATE | 9.0 | 7 | 4 | 4 | 4 | 9 | 3 | 0 | 0 | 0 | 0 | 1 | 1 | 0 | 12-4 | 3-0 | 2 | 3.24 |
| Feb 18 | UTSA | 9.0 | 8 | 0 | 0 | 1 | 12 | 1 | 0 | 0 | 1 | 1 | 1 | 0 | 0 | 5-0 | 4-0 | 2 | 2.38 |
| Feb 21 | GONZAGA | 9.0 | 4 | 0 | 0 | 0 | 3 | 0 | 0 | 0 | 0 | 0 | 0 | 0 | 0 | 4-0 | 5-0 | 3 | 1.88 |
| Feb 22 | GONZAGA | 9.0 | 5 | 2 | 2 | 2 | 8 | 1 | 0 | 0 | 0 | 0 | 1 | 1 | 0 | 5-2 | 6-0 | 4 | 1.90 |
| Feb 23 | GONZAGA | 10.0 | 13 | 8 | 6 | 5 | 7 | 2 | 0 | 1 | 0 | 0 | 0 | 0 | 1 | 7-8 | 6-1 | 4 | 2.47 |
| Feb 25 | SFA | 9.0 | 4 | 4 | 0 | 1 | 9 | 2 | 1 | 0 | 0 | 0 | 2 | 2 | 0 | 9-4 | 7-1 | 4 | 2.15 |
| Feb 28 | vs Oregon State | 8.0 | 5 | 4 | 4 | 1 | 7 | 1 | 0 | 1 | 0 | 0 | 0 | 0 | 0 | 3-4 | 7-2 | 4 | 2.39 |
| Mar 01 | vs Ohio State | 9.0 | 7 | 6 | 5 | 4 | 7 | 1 | 0 | 2 | 3 | 0 | 1 | 0 | 0 | 8-6 | 8-2 | 5 | 2.66 |
| Mar 02 | vs Auburn | 9.0 | 11 | 7 | 7 | 6 | 4 | 0 | 0 | 1 | 0 | 0 | 1 | 2 | 0 | 4-7 | 8-3 | 5 | 3.06 |
| Mar 04 | TARLETON | 9.0 | 4 | 2 | 2 | 2 | 11 | 0 | 0 | 0 | 1 | 0 | 0 | 2 | 0 | 7-2 | 9-3 | 5 | 2.97 |
| Mar 07 | LOYOLA MARYMOUNT | 9.0 | 6 | 4 | 3 | 1 | 11 | 1 | 1 | 1 | 0 | 0 | 0 | 1 | 0 | 9-4 | 10-3 | 5 | 2.97 |
| Mar 08 | LOYOLA MARYMOUNT | 9.0 | 10 | 3 | 3 | 2 | 10 | 1 | 0 | 0 | 0 | 0 | 0 | 0 | 0 | 6-3 | 11-3 | 6 | 2.98 |
| Mar 09 | LOYOLA MARYMOUNT | 9.0 | 5 | 1 | 1 | 3 | 9 | 1 | 0 | 0 | 1 | 0 | 2 | 0 | 0 | 9-1 | 12-3 | 6 | 2.84 |
| Mar 11 | SAM HOUSTON | 9.0 | 9 | 2 | 2 | 2 | 11 | 1 | 1 | 0 | 0 | 0 | 0 | 1 | 0 | 9-2 | 13-3 | 6 | 2.79 |
| *Mar 14 | at Kansas | 8.0 | 9 | 9 | 9 | 7 | 5 | 6 | 1 | 1 | 0 | 0 | 2 | 1 | 0 | 1-9 | 13-4 | 6 | 3.18 |
| *Mar 15 | at Kansas | 8.0 | 16 | 14 | 14 | 8 | 4 | 3 | 0 | 6 | 0 | 0 | 0 | 1 | 0 | 7-14 | 13-5 | 6 | 3.82 |
| *Mar 16 | at Kansas | 9.0 | 6 | 7 | 7 | 5 | 10 | 1 | 0 | 2 | 1 | 0 | 1 | 1 | 0 | 9-7 | 14-5 | 7 | 3.99 |
| Mar 18 | at Texas State | 7.0 | 7 | 3 | 3 | 2 | 7 | 0 | 0 | 1 | 0 | 0 | 1 | 0 | 0 | 19-3 | 15-5 | 7 | 3.98 |
| *Mar 21 | KANSAS STATE | 9.0 | 7 | 8 | 7 | 2 | 10 | 2 | 1 | 2 | 0 | 0 | 0 | 0 | 0 | 2-8 | 15-6 | 7 | 4.13 |
| *Mar 22 | KANSAS STATE | 9.0 | 16 | 14 | 13 | 9 | 6 | 3 | 0 | 2 | 1 | 0 | 0 | 0 | 0 | 4-14 | 15-7 | 7 | 4.55 |
| *Mar 23 | KANSAS STATE | 7.0 | 7 | 4 | 4 | 1 | 9 | 2 | 0 | 1 | 0 | 0 | 0 | 0 | 0 | 19-4 | 16-7 | 7 | 4.57 |
| Mar 25 | UT ARLINGTON | 9.0 | 9 | 4 | 4 | 5 | 9 | 1 | 0 | 1 | 3 | 0 | 2 | 1 | 0 | 13-4 | 17-7 | 7 | 4.54 |
| *Mar 28 | at Arizona | 9.0 | 11 | 5 | 5 | 0 | 8 | 2 | 1 | 0 | 0 | 1 | 1 | 0 | 0 | 8-5 | 18-7 | 8 | 4.56 |
| *Mar 29 | at Arizona | 9.0 | 5 | 3 | 2 | 6 | 9 | 0 | 0 | 0 | 0 | 0 | 2 | 1 | 0 | 6-3 | 19-7 | 9 | 4.46 |
| *Mar 30 | at Arizona | 8.0 | 15 | 11 | 11 | 3 | 5 | 3 | 0 | 2 | 3 | 0 | 1 | 0 | 0 | 6-11 | 19-8 | 9 | 4.73 |
| Apr 01 | HCU | 9.0 | 8 | 2 | 1 | 2 | 6 | 3 | 0 | 0 | 1 | 0 | 0 | 1 | 0 | 3-2 | 20-8 | 9 | 4.59 |
| *Apr 04 | HOUSTON | 9.0 | 8 | 7 | 2 | 4 | 6 | 0 | 0 | 0 | 2 | 0 | 1 | 1 | 0 | 4-7 | 20-9 | 9 | 4.50 |
| *Apr 05 | HOUSTON | 9.0 | 3 | 3 | 0 | 3 | 10 | 0 | 0 | 0 | 0 | 0 | 1 | 0 | 0 | 4-3 | 21-9 | 9 | 4.34 |
| *Apr 06 | HOUSTON | 9.0 | 7 | 4 | 2 | 3 | 7 | 1 | 0 | 0 | 0 | 0 | 1 | 0 | 0 | 2-4 | 21-10 | 9 | 4.27 |
| Apr 08 | TEXAS STATE | 9.0 | 9 | 6 | 5 | 5 | 13 | 1 | 0 | 1 | 0 | 0 | 2 | 1 | 0 | 2-6 | 21-11 | 9 | 4.29 |
| *Apr 11 | at Texas Tech | 8.0 | 13 | 9 | 6 | 6 | 5 | 2 | 0 | 0 | 0 | 0 | 0 | 0 | 0 | 2-9 | 21-12 | 9 | 4.36 |
| *Apr 12 | at Texas Tech | 9.0 | 6 | 4 | 3 | 2 | 7 | 1 | 0 | 1 | 0 | 0 | 1 | 1 | 0 | 18-4 | 22-12 | 10 | 4.32 |
| *Apr 13 | at Texas Tech | 8.0 | 13 | 9 | 8 | 5 | 3 | 0 | 0 | 1 | 0 | 0 | 0 | 3 | 0 | 8-9 | 22-13 | 10 | 4.44 |
| Apr 15 | at UT Arlington | 10.0 | 12 | 8 | 8 | 4 | 13 | 3 | 0 | 1 | 3 | 0 | 1 | 0 | 1 | 9-8 | 23-13 | 11 | 4.53 |
| *Apr 17 | UTAH | 9.0 | 16 | 13 | 13 | 2 | 8 | 5 | 0 | 3 | 0 | 0 | 0 | 0 | 0 | 1-13 | 23-14 | 11 | 4.76 |
| *Apr 18 | UTAH | 9.0 | 6 | 3 | 3 | 1 | 9 | 0 | 0 | 1 | 0 | 0 | 1 | 0 | 0 | 4-3 | 24-14 | 11 | 4.72 |
| *Apr 19 | UTAH | 9.0 | 2 | 0 | 0 | 2 | 6 | 1 | 0 | 0 | 0 | 0 | 1 | 1 | 0 | 9-0 | 25-14 | 11 | 4.59 |
| Apr 22 | HCU | 9.0 | 5 | 1 | 1 | 0 | 11 | 1 | 0 | 1 | 1 | 0 | 0 | 0 | 0 | 9-1 | 26-14 | 11 | 4.50 |
| *Apr 25 | at TCU | 8.0 | 10 | 7 | 7 | 7 | 7 | 0 | 0 | 1 | 0 | 0 | 3 | 1 | 0 | 2-7 | 26-15 | 11 | 4.58 |
| *Apr 26 | at TCU | 8.0 | 15 | 8 | 7 | 6 | 7 | 1 | 2 | 1 | 1 | 1 | 2 | 1 | 0 | 4-8 | 26-16 | 11 | 4.65 |
| *Apr 27 | at TCU | 9.0 | 10 | 3 | 3 | 2 | 11 | 1 | 0 | 0 | 0 | 0 | 0 | 0 | 0 | 6-3 | 27-16 | 12 | 4.61 |
| Apr 29 | at Sam Houston | 9.0 | 7 | 4 | 4 | 2 | 14 | 1 | 0 | 1 | 1 | 0 | 0 | 0 | 0 | 15-4 | 28-16 | 12 | 4.59 |
| *May 02 | ARIZONA STATE | 9.0 | 5 | 4 | 3 | 5 | 5 | 1 | 0 | 2 | 0 | 0 | 1 | 3 | 0 | 7-4 | 29-16 | 13 | 4.56 |
| *May 03 | ARIZONA STATE | 9.0 | 8 | 4 | 4 | 4 | 9 | 2 | 0 | 0 | 0 | 0 | 1 | 2 | 0 | 1-4 | 29-17 | 13 | 4.54 |
| *May 04 | ARIZONA STATE | 9.0 | 12 | 8 | 2 | 3 | 5 | 4 | 0 | 0 | 1 | 0 | 0 | 0 | 0 | 6-8 | 29-18 | 13 | 4.49 |
| May 06 | UTRGV | 9.0 | 12 | 7 | 7 | 2 | 9 | 1 | 0 | 3 | 0 | 0 | 0 | 1 | 0 | 10-7 | 30-18 | 14 | 4.54 |
| Totals | | 420.0 | 404 | 250 | 212 | 158 | 396 | 70 | 8 | 43 | 24 | 4 | 36 | 35 | 2 | 343-250 | 30-18 | 14 | 4.54 |

2025 GAMES SUMMARY



2025 Baylor Bears Baseball
Games Summary for Baylor (as of May 07, 2025)
(All games)



| Score by innings | 1 | 2 | 3 | 4 | 5 | 6 | 7 | 8 | 9 | EX | Total |
|------------------|----|----|----|----|----|----|----|----|----|----|-------|
| Baylor | 32 | 43 | 41 | 46 | 41 | 54 | 40 | 31 | 14 | 1 | 343 |
| Opponents | 26 | 30 | 40 | 36 | 31 | 25 | 21 | 30 | 10 | 1 | 250 |

Record when ...

| | | | |
|----------------------|-------|----------------------|-------|
| Overall | 30-18 | After 6 leading | 25-2 |
| Conference | 10-14 | trailing | 2-15 |
| Non-Conference | 20-4 | tied | 3-1 |
| Home games | 21-9 | After 7 leading | 24-1 |
| Away games | 8-7 | trailing | 0-16 |
| Neutral site | 1-2 | tied | 3-1 |
| Day games | 15-10 | After 8 leading | 26-1 |
| Night games | 15-8 | trailing | 0-17 |
| vs Left starter | 7-4 | tied | 1-0 |
| vs Right starter | 23-14 | | |
| 1-Run games | 4-3 | Hit 0 home runs | 12-11 |
| 2-Run games | 2-2 | ... 1 home run | 9-4 |
| 5+Run games | 16-8 | ... 2+ home runs | 9-3 |
| Extra innings | 1-1 | | |
| Shutouts | 3-0 | Opponent 0 home runs | 15-5 |
| | | 1 home run | 11-8 |
| | | 2+ HRs | 4-5 |
| Scoring 0-2 runs | 0-8 | | |
| 3-5 runs | 6-5 | | |
| 6-9 runs | 15-5 | Made 0 errors | 11-4 |
| 10+ runs | 9-0 | 1 error | 11-6 |
| | | 2+ errors | 8-8 |
| Opponent 0-2 runs | 9-0 | | |
| 3-5 runs | 17-3 | Opp. made 0 errors | 8-7 |
| 6-9 runs | 4-11 | 1 error | 6-4 |
| 10+ runs | 0-4 | 2+ errors | 16-7 |
| Scored in 1st inning | 13-6 | Out-hit opponent | 27-2 |
| Opp. scored in 1st | 5-4 | Out-hit by opponent | 3-16 |
| Scores first | 25-8 | Hits are tied | 0-0 |
| Opp. scores first | 5-10 | | |

Record when team scores:

| | | | | | | | | | | | |
|------|-----|-----|-----|-----|-----|-----|-----|-----|-----|-----|-----|
| Runs | 0 | 1 | 2 | 3 | 4 | 5 | 6 | 7 | 8 | 9 | 10+ |
| W-L | 0-0 | 0-3 | 0-5 | 1-1 | 3-4 | 2-0 | 3-2 | 2-2 | 2-1 | 8-0 | 9-0 |

Record when opponent scores:

| | | | | | | | | | | | |
|------|-----|-----|-----|-----|-----|-----|-----|-----|-----|-----|-----|
| Runs | 0 | 1 | 2 | 3 | 4 | 5 | 6 | 7 | 8 | 9 | 10+ |
| W-L | 3-0 | 2-0 | 4-0 | 7-0 | 9-3 | 1-0 | 1-1 | 2-3 | 1-4 | 0-3 | 0-4 |

Record when leading after:

| | | | | | | | | |
|------|------|------|------|------|------|------|------|------|
| Inn. | 1 | 2 | 3 | 4 | 5 | 6 | 7 | 8 |
| W-L | 12-5 | 19-4 | 24-3 | 24-3 | 26-2 | 25-2 | 24-1 | 26-1 |

Record when trailing after:

| | | | | | | | | |
|------|-----|------|------|------|------|------|------|------|
| Inn. | 1 | 2 | 3 | 4 | 5 | 6 | 7 | 8 |
| W-L | 4-4 | 4-11 | 2-14 | 4-14 | 3-16 | 2-15 | 0-16 | 0-17 |

Record when tied after:

| | | | | | | | | |
|------|------|-----|-----|-----|-----|-----|-----|-----|
| Inn. | 1 | 2 | 3 | 4 | 5 | 6 | 7 | 8 |
| W-L | 14-9 | 7-3 | 4-1 | 2-1 | 1-0 | 3-1 | 3-1 | 1-0 |

Current winning streak: 1

Longest winning streak: 6

Longest losing streak: 3

Home attendance : 54798 (29 dates avg = 1889)

Away attendance : 54400 (18 dates avg = 3022)

Total attendance: 109198 (47 dates avg = 2323)

2025 RECORD BY LINEUP




2025 Baylor Bears Baseball
Miscellaneous Stats for Baylor (as of May 07, 2025)
(All games)


Starting Lineup By Position
(Team W-L record when starter)

| | | |
|---------------------------|----|---------|
| PITCHER: | | |
| 36 Calder, Ethan | 12 | (5-7) |
| 29 Bailey, Carson | 12 | (9-3) |
| 38 Bales, Bryson | 7 | (5-2) |
| 34 Jameson, Caleb | 5 | (5-0) |
| 12 Green, Mason | 5 | (2-3) |
| 49 Stahl, Stefan | 4 | (3-1) |
| 51 Stasio, Cole | 3 | (1-2) |
| CATCHER: | | |
| 19 Castle, Cortlan | 26 | (18-8) |
| 4 Kennett, JJ | 22 | (12-10) |
| FIRST BASE: | | |
| 22 Little, Jack | 30 | (16-14) |
| 11 Pendergrass, Will | 9 | (7-2) |
| 2 Brzozowski, Gavin | 6 | (5-1) |
| 45 Youens, John | 3 | (2-1) |
| SECOND BASE: | | |
| 6 Sanders, Travis | 34 | (20-14) |
| 22 Little, Jack | 9 | (7-2) |
| 5 Riebock, Pearson | 5 | (3-2) |
| THIRD BASE: | | |
| 5 Riebock, Pearson | 35 | (20-15) |
| 1 Teplanszky, Hunte | 11 | (8-3) |
| 6 Sanders, Travis | 2 | (2-0) |
| SHORTSTOP: | | |
| 13 Kemp, Tyriq | 48 | (30-18) |
| LEFT FIELD: | | |
| 33 Jordan, Wesley | 42 | (25-17) |
| 2 Brzozowski, Gavin | 6 | (5-1) |
| CENTER FIELD: | | |
| 23 Johnson, Ty | 46 | (29-17) |
| 3 Apodaca, Enzo | 1 | (0-1) |
| 5 Riebock, Pearson | 1 | (1-0) |
| RIGHT FIELD: | | |
| 3 Apodaca, Enzo | 47 | (30-17) |
| 2 Brzozowski, Gavin | 1 | (0-1) |
| DESIGNATED HITTER: | | |
| 9 Simmons, Hunter | 47 | (29-18) |
| 33 Jordan, Wesley | 1 | (1-0) |

Starting Lineup By Lineup Spot
(Team W-L record when starter)

| | | |
|----------------------|----|---------|
| LEADOFF: | | |
| 3 Apodaca, Enzo | 26 | (15-11) |
| 22 Little, Jack | 22 | (15-7) |
| 2ND SPOT: | | |
| 3 Apodaca, Enzo | 22 | (15-7) |
| 33 Jordan, Wesley | 12 | (6-6) |
| 6 Sanders, Travis | 8 | (4-4) |
| 13 Kemp, Tyriq | 6 | (5-1) |
| 3RD SPOT: | | |
| 33 Jordan, Wesley | 25 | (18-7) |
| 13 Kemp, Tyriq | 13 | (6-7) |
| 9 Simmons, Hunter | 8 | (5-3) |
| 5 Riebock, Pearson | 2 | (1-1) |
| CLEANUP: | | |
| 9 Simmons, Hunter | 31 | (20-11) |
| 5 Riebock, Pearson | 10 | (7-3) |
| 33 Jordan, Wesley | 4 | (0-4) |
| 6 Sanders, Travis | 3 | (3-0) |
| 5TH SPOT: | | |
| 5 Riebock, Pearson | 21 | (12-9) |
| 22 Little, Jack | 6 | (4-2) |
| 23 Johnson, Ty | 5 | (4-1) |
| 2 Brzozowski, Gavin | 5 | (4-1) |
| 9 Simmons, Hunter | 3 | (1-2) |
| 6 Sanders, Travis | 3 | (2-1) |
| 33 Jordan, Wesley | 2 | (2-0) |
| 13 Kemp, Tyriq | 2 | (1-1) |
| 11 Pendergrass, Will | 1 | (0-1) |
| 6TH SPOT: | | |
| 23 Johnson, Ty | 15 | (12-3) |
| 6 Sanders, Travis | 13 | (7-6) |
| 2 Brzozowski, Gavin | 6 | (4-2) |
| 9 Simmons, Hunter | 5 | (3-2) |
| 5 Riebock, Pearson | 4 | (2-2) |
| 22 Little, Jack | 2 | (1-1) |
| 11 Pendergrass, Will | 1 | (1-0) |
| 1 Teplanszky, Hunte | 1 | (0-1) |
| 13 Kemp, Tyriq | 1 | (0-1) |
| 7TH SPOT: | | |
| 23 Johnson, Ty | 15 | (8-7) |
| 1 Teplanszky, Hunte | 9 | (7-2) |
| 6 Sanders, Travis | 7 | (5-2) |
| 11 Pendergrass, Will | 4 | (3-1) |
| 5 Riebock, Pearson | 4 | (2-2) |
| 45 Youens, John | 3 | (2-1) |
| 22 Little, Jack | 2 | (1-1) |
| 2 Brzozowski, Gavin | 2 | (2-0) |
| 19 Castle, Cortlan | 1 | (0-1) |
| 4 Kennett, JJ | 1 | (0-1) |
| 8TH SPOT: | | |
| 19 Castle, Cortlan | 12 | (8-4) |
| 4 Kennett, JJ | 11 | (8-3) |
| 23 Johnson, Ty | 11 | (5-6) |
| 22 Little, Jack | 5 | (2-3) |
| 11 Pendergrass, Will | 3 | (3-0) |
| 13 Kemp, Tyriq | 3 | (2-1) |
| 6 Sanders, Travis | 2 | (1-1) |
| 1 Teplanszky, Hunte | 1 | (1-0) |
| 9TH SPOT: | | |
| 13 Kemp, Tyriq | 23 | (16-7) |
| 19 Castle, Cortlan | 13 | (10-3) |
| 4 Kennett, JJ | 10 | (4-6) |
| 22 Little, Jack | 2 | (0-2) |



3 - ENZO APODACA

OF • L/L • 5-9 • 194 • R-SR. • 2ND YEAR AT BU
SCOTTSDALE, ARIZ. (GONZAGA)

2025 SEASON HIGHS

Hits: 3, 4x, last vs. Utah (4/19/25)
Runs: 5, at Texas State (3/18/25)
Doubles: 2, 2x last vs. Houston (4/5/25)
Triples: 1, 3x last vs. Utah (4/19/25)
Homers: 2, vs. LMU (3/7/25)
RBI: 4, at Texas State (3/18/25)
Walks: 2, 4x, last vs. Arizona State (5/4/25)
Steals: 2, vs. Houston (4/4/25)
Hitting Streak: 15 games, 4/12/25-present
On-Base Streak: 15 games, 4/12/25-present

CAREER HIGHS *AT GONZAGA

Hits: 5, at BYU (4/13/24)
Runs: 5, at Texas State (3/18/25)
Doubles: 2, 9x, last vs. Houston (4/5/25)
Triples: 1, 11x, last vs. Utah (4/19/25)
Homers: 2, vs. LMU (3/7/25)
RBI: 4, 3x, last at Texas State (3/18/25)
Walks: 3, vs. HCU (4/2/24)
Steals: 2, 4x, vs. Houston (4/4/25)
Hitting Streak: 16 games, 3/23/24-4/20/24
On-Base Streak: 16 games, 3/23/24-4/20/24

THE APODACA FILE

- Nickname is “Zo”
- Son of Sandy and Alex Apodaca
- Older sister, Rayne, is a Baylor graduate
- Majoring in communications
- Came to Baylor after playing three seasons at Gonzaga
- Was a 2023 Cape Cod League All Star
- A 2022 Freshman All-American
- Favorite team is the New York Yankees
- Favorite player is Derek Jeter
- Enjoys thrifting, painting shoes and photography
- Walkup Music: “I Was Lovin’ You” (TS7 Remix) by James Hype
- Walkup Music: “Shut Up My Mom’s Calling” by Hotel Ugly

2025 GAME-BY-GAME

2025 Baylor Bears Baseball
Individual Game-by-Game for Baylor (as of May 07, 2025)

| #3 Apodaca, Enzo - 48 games (All games) | | | | | | | | | | | | | | | | | | | | | | |
|---|-----------------|--------|-----|----|----|-----|----|----|----|----|----|----|-----|-----|----|-----|----|----|---|---|------|--|
| Date | Opponent | Pos | AB | R | H | RBI | 2B | 3B | HR | BB | SB | CS | HBP | SAC | SF | GDP | K | PO | A | E | Avg | |
| Feb 14 | YOUNGSTOWN STAT | *of | 4 | 1 | 0 | 0 | 0 | 0 | 0 | 0 | 0 | 0 | 0 | 0 | 0 | 0 | 1 | 2 | 0 | 0 | .000 | |
| Feb 15 | YOUNGSTOWN STAT | *of | 4 | 2 | 2 | 3 | 0 | 1 | 0 | 0 | 0 | 0 | 1 | 0 | 0 | 0 | 0 | 0 | 0 | 0 | .250 | |
| Feb 15 | YOUNGSTOWN STAT | *of | 4 | 4 | 3 | 1 | 0 | 0 | 0 | 1 | 0 | 0 | 0 | 1 | 0 | 0 | 0 | 3 | 0 | 0 | .417 | |
| Feb 18 | UTSA | *of | 3 | 1 | 1 | 2 | 0 | 0 | 1 | 1 | 0 | 0 | 0 | 0 | 0 | 0 | 0 | 3 | 0 | 0 | .400 | |
| Feb 21 | GONZAGA | *of | 2 | 0 | 1 | 1 | 0 | 0 | 0 | 0 | 0 | 0 | 1 | 0 | 1 | 0 | 0 | 1 | 0 | 0 | .412 | |
| Feb 22 | GONZAGA | *of | 3 | 1 | 1 | 1 | 0 | 0 | 0 | 1 | 0 | 0 | 0 | 0 | 0 | 0 | 0 | 1 | 0 | 0 | .400 | |
| Feb 23 | GONZAGA | *of | 5 | 0 | 1 | 1 | 0 | 0 | 0 | 0 | 0 | 0 | 1 | 0 | 0 | 0 | 0 | 2 | 0 | 0 | .360 | |
| Feb 25 | SFA | *of | 3 | 1 | 1 | 1 | 1 | 0 | 0 | 1 | 0 | 0 | 1 | 0 | 0 | 0 | 0 | 0 | 0 | 0 | .357 | |
| Feb 28 | vs Oregon State | *of | 4 | 1 | 1 | 0 | 0 | 0 | 0 | 0 | 0 | 0 | 0 | 0 | 0 | 0 | 1 | 3 | 0 | 0 | .344 | |
| Mar 01 | vs Ohio State | *of | 5 | 0 | 0 | 0 | 0 | 0 | 0 | 0 | 0 | 0 | 0 | 0 | 0 | 0 | 0 | 1 | 4 | 0 | .297 | |
| Mar 02 | vs Auburn | *of | 4 | 1 | 1 | 3 | 0 | 0 | 1 | 0 | 0 | 0 | 0 | 0 | 1 | 0 | 2 | 2 | 1 | 0 | .293 | |
| Mar 04 | TARLETON | *of | 5 | 2 | 2 | 1 | 0 | 0 | 0 | 2 | 1 | 0 | 0 | 0 | 0 | 0 | 1 | 1 | 0 | 0 | .318 | |
| Mar 07 | LOYOLA MARYMOUN | *of | 3 | 3 | 2 | 2 | 1 | 0 | 2 | 0 | 0 | 0 | 0 | 0 | 0 | 0 | 0 | 2 | 0 | 0 | .347 | |
| Mar 08 | LOYOLA MARYMOUN | *of | 3 | 1 | 1 | 1 | 0 | 0 | 0 | 2 | 0 | 0 | 0 | 0 | 0 | 0 | 1 | 0 | 0 | 0 | .346 | |
| Mar 09 | LOYOLA MARYMOUN | *of | 5 | 0 | 1 | 1 | 0 | 0 | 0 | 0 | 0 | 0 | 0 | 0 | 0 | 0 | 1 | 3 | 0 | 1 | .333 | |
| Mar 11 | SAM HOUSTON | *of | 5 | 1 | 0 | 0 | 0 | 0 | 0 | 0 | 0 | 0 | 0 | 0 | 0 | 0 | 1 | 2 | 0 | 0 | .306 | |
| Mar 14 | at Kansas | *of | 4 | 0 | 1 | 0 | 1 | 0 | 0 | 0 | 0 | 0 | 0 | 0 | 0 | 0 | 0 | 1 | 0 | 0 | .303 | |
| Mar 15 | at Kansas | *of | 3 | 1 | 0 | 0 | 0 | 0 | 0 | 2 | 0 | 0 | 0 | 0 | 0 | 0 | 1 | 3 | 0 | 0 | .290 | |
| Mar 16 | at Kansas | *of | 4 | 1 | 1 | 0 | 0 | 0 | 0 | 1 | 0 | 0 | 1 | 0 | 0 | 0 | 2 | 0 | 0 | 0 | .288 | |
| Mar 18 | at Texas State | *of | 3 | 5 | 3 | 4 | 2 | 0 | 1 | 1 | 0 | 0 | 0 | 0 | 0 | 0 | 0 | 1 | 0 | 0 | .316 | |
| Mar 21 | KANSAS STATE | *of | 4 | 0 | 2 | 2 | 1 | 0 | 0 | 1 | 0 | 0 | 0 | 0 | 0 | 0 | 0 | 0 | 0 | 0 | .325 | |
| Mar 22 | KANSAS STATE | *of | 4 | 1 | 2 | 0 | 1 | 0 | 0 | 0 | 0 | 0 | 0 | 0 | 0 | 1 | 0 | 2 | 0 | 0 | .333 | |
| Mar 23 | KANSAS STATE | *of | 6 | 2 | 2 | 1 | 0 | 0 | 0 | 0 | 0 | 0 | 0 | 0 | 0 | 0 | 0 | 3 | 0 | 0 | .333 | |
| Mar 25 | UT ARLINGTON | *of | 4 | 0 | 1 | 2 | 0 | 0 | 0 | 0 | 0 | 0 | 0 | 0 | 0 | 0 | 1 | 2 | 0 | 0 | .330 | |
| Mar 28 | at Arizona | *of | 5 | 1 | 1 | 0 | 0 | 0 | 0 | 0 | 0 | 0 | 0 | 0 | 0 | 0 | 1 | 3 | 0 | 0 | .323 | |
| Mar 29 | at Arizona | *of/of | 5 | 1 | 1 | 0 | 0 | 1 | 0 | 0 | 0 | 0 | 0 | 0 | 0 | 0 | 1 | 1 | 0 | 0 | .317 | |
| Mar 30 | at Arizona | *of | 4 | 0 | 0 | 0 | 1 | 0 | 0 | 0 | 0 | 0 | 1 | 0 | 0 | 0 | 0 | 1 | 0 | 0 | .306 | |
| Apr 01 | HCU | *of | 4 | 1 | 1 | 0 | 0 | 0 | 0 | 0 | 0 | 0 | 0 | 0 | 0 | 0 | 0 | 1 | 0 | 0 | .304 | |
| Apr 04 | HOUSTON | *of | 4 | 1 | 1 | 1 | 0 | 0 | 0 | 0 | 2 | 0 | 0 | 0 | 0 | 0 | 1 | 1 | 0 | 0 | .302 | |
| Apr 05 | HOUSTON | *of | 4 | 2 | 2 | 0 | 2 | 0 | 0 | 1 | 0 | 0 | 0 | 0 | 0 | 0 | 0 | 4 | 0 | 0 | .308 | |
| Apr 06 | HOUSTON | *of | 5 | 0 | 0 | 0 | 0 | 0 | 0 | 0 | 0 | 0 | 0 | 0 | 0 | 0 | 1 | 2 | 0 | 0 | .296 | |
| Apr 08 | TEXAS STATE | *of | 3 | 1 | 1 | 0 | 0 | 0 | 0 | 0 | 1 | 0 | 0 | 0 | 0 | 0 | 0 | 3 | 1 | 0 | .297 | |
| Apr 11 | at Texas Tech | *of | 4 | 0 | 0 | 0 | 0 | 0 | 0 | 0 | 0 | 0 | 0 | 0 | 0 | 0 | 2 | 1 | 0 | 0 | .288 | |
| Apr 12 | at Texas Tech | *of | 6 | 2 | 1 | 0 | 0 | 0 | 0 | 2 | 1 | 0 | 0 | 0 | 0 | 0 | 0 | 1 | 0 | 0 | .283 | |
| Apr 13 | at Texas Tech | *of | 5 | 2 | 2 | 2 | 0 | 0 | 1 | 0 | 0 | 0 | 0 | 0 | 0 | 0 | 0 | 1 | 0 | 0 | .287 | |
| Apr 15 | at UT Arlington | *of | 6 | 1 | 1 | 0 | 0 | 0 | 0 | 0 | 0 | 0 | 0 | 0 | 0 | 0 | 2 | 1 | 0 | 0 | .282 | |
| Apr 17 | UTAH | *of | 3 | 1 | 2 | 0 | 0 | 0 | 0 | 0 | 0 | 0 | 0 | 0 | 0 | 0 | 0 | 3 | 0 | 0 | .289 | |
| Apr 18 | UTAH | *of | 4 | 1 | 1 | 0 | 0 | 0 | 0 | 0 | 0 | 0 | 0 | 0 | 0 | 0 | 0 | 1 | 0 | 0 | .288 | |
| Apr 19 | UTAH | *of | 5 | 1 | 3 | 0 | 1 | 1 | 0 | 0 | 0 | 0 | 0 | 0 | 0 | 0 | 0 | 3 | 0 | 0 | .298 | |
| Apr 22 | HCU | *of/of | 5 | 0 | 1 | 1 | 0 | 0 | 0 | 0 | 0 | 0 | 0 | 0 | 0 | 0 | 0 | 2 | 0 | 0 | .295 | |
| Apr 25 | at TCU | *of | 4 | 0 | 1 | 0 | 1 | 0 | 0 | 0 | 0 | 0 | 0 | 0 | 0 | 0 | 1 | 1 | 0 | 0 | .294 | |
| Apr 26 | at TCU | *of | 5 | 1 | 1 | 0 | 0 | 0 | 0 | 0 | 0 | 0 | 0 | 0 | 0 | 0 | 1 | 2 | 0 | 0 | .291 | |
| Apr 27 | at TCU | *of | 4 | 1 | 1 | 0 | 0 | 0 | 0 | 0 | 0 | 0 | 1 | 0 | 0 | 0 | 0 | 1 | 0 | 0 | .291 | |
| Apr 29 | at Sam Houston | *of | 4 | 3 | 2 | 1 | 0 | 0 | 0 | 1 | 0 | 0 | 1 | 0 | 0 | 0 | 0 | 1 | 0 | 0 | .295 | |
| May 02 | ARIZONA STATE | *of | 4 | 1 | 1 | 0 | 0 | 0 | 0 | 1 | 0 | 0 | 0 | 0 | 0 | 0 | 2 | 2 | 0 | 0 | .294 | |
| May 03 | ARIZONA STATE | *of | 3 | 0 | 1 | 0 | 0 | 0 | 0 | 0 | 1 | 0 | 1 | 0 | 0 | 0 | 0 | 0 | 0 | 0 | .295 | |
| May 04 | ARIZONA STATE | *of | 4 | 2 | 1 | 0 | 1 | 0 | 0 | 2 | 0 | 0 | 0 | 0 | 0 | 0 | 0 | 2 | 0 | 0 | .294 | |
| May 06 | UTRGV | *of | 3 | 1 | 1 | 0 | 0 | 0 | 0 | 0 | 0 | 0 | 1 | 0 | 0 | 0 | 1 | 1 | 0 | 0 | .294 | |
| Totals | | 48gs | 197 | 53 | 58 | 33 | 12 | 3 | 6 | 22 | 3 | 1 | 11 | 0 | 2 | 2 | 25 | 82 | 2 | 1 | .294 | |

On base pct. .392 • Slugging pct. .477

BROADCAST NOTES

- 2025:
- Has recorded a hit and an RBI in 20 games this season.
 - Hit a career-high two homers vs. LMU (3/7/25).
 - Scored a career-high 5 runs at Texas State (3/18/25).
- 2024:
- The only Bear to have started all 53 games at the same position in 2024.
 - Became the first Baylor player in two seasons to hit a leadoff home run (at WVU, 4/26).
 - Apodaca either scored a run or drove in a run in 60 of the 108 times (56%) he reached base last season.
 - In the 159 innings that Baylor scored a run in 2024, Apodaca reached base in 76 of them (48%).
 - Apodaca ranked as the toughest Big 12 hitter to strike out, fanning once every 11.1 at-bats in 2024.

| APODACA'S CAREER STATS | | *AT GONZAGA | | | | | | | | | | | | | | | | | | | | |
|------------------------|--------------|-------------|-----|-----|-----|----|----|----|-----|------|----|-----|-----|-----|------|----|----|----|-----|---|---|------|
| Season | AVG. | GP-GS | AB | R | H | 2B | 3B | HR | RBI | SLG% | BB | HBP | SO | GDP | OB% | SF | SH | SB | PO | A | E | FLD% |
| 2021* | DID NOT PLAY | | | | | | | | | | | | | | | | | | | | | |
| 2022* | .279 | 56-55 | 240 | 47 | 67 | 19 | 2 | 3 | 45 | .412 | 21 | 10 | 46 | 2 | .358 | 3 | 1 | 8 | 116 | 1 | 1 | .992 |
| 2023* | .281 | 52-52 | 199 | 39 | 56 | 13 | 3 | 3 | 23 | .422 | 23 | 10 | 33 | 4 | .382 | 1 | 1 | 6 | 124 | 3 | 2 | .984 |
| 2024 | .333 | 53-53 | 210 | 46 | 70 | 14 | 3 | 6 | 42 | .514 | 21 | 12 | 19 | 1 | .415 | 5 | 0 | 2 | 106 | 1 | 3 | .973 |
| 2025 | .294 | 48-48 | 197 | 53 | 58 | 12 | 3 | 6 | 33 | .477 | 22 | 11 | 25 | 2 | .392 | 2 | 0 | 3 | 82 | 2 | 1 | .988 |
| TOTAL | .297 | 209-208 | 846 | 185 | 251 | 58 | 11 | 18 | 143 | .455 | 87 | 43 | 123 | 9 | .386 | 11 | 2 | 19 | 428 | 7 | 7 | .984 |



29 - CARSON BAILEY
LHP • R/L • 6-3 • 202 • FR • 1ST YEAR AT BU
RICHARDSON, TEXAS (J.J. PEARCE HS)

2025 SEASON HIGHS

Starter Innings: 6.0, 4x, last vs. Arizona State (5/3/25)
Relief Innings: 1.0, vs. YSU (2/14/25)
Strikeouts: 7, 2x, last vs. Kansas State (3/23/25)
Scoreless Appearance Streak: N/A

CAREER HIGHS

Starter Innings: 6.0, 3x, last vs. Arizona State (5/3/25)
Relief Innings: 1.0, vs. YSU (2/14/25)
Strikeouts: 7, 2x, last vs. Kansas State (3/23/25)
Scoreless Appearance Streak: 2, 2/14/25-2/25/25

THE BAILEY FILE

- Son of Jennifer and Andrew Bailey
- The youngest of three siblings
- Majoring in pre-business
- Three-year letterwinner at J.J. Pearce High School
- Favorite team is the New York Yankees
- Favorite player is Greg Maddux
- Entrance Music: "Thunderstruck" by AC/DC

2025 GAME-BY-GAME

2025 Baylor Bears Baseball
Individual Game-by-Game for Baylor (as of May 07, 2025)

#29 Bailey, Carson - 6 games (All games)

| Date | Opponent | Pos | AB | R | H | RBI | 2B | 3B | HR | BB | SB | CS | HBP | SAC | SF | GDP | K | PO | A | E | Avg |
|--------|-----------------|-----|----|---|---|-----|----|----|----|----|----|----|-----|-----|----|-----|---|----|---|---|------|
| Feb 18 | UTSA | *p | 0 | 0 | 0 | 0 | 0 | 0 | 0 | 0 | 0 | 0 | 0 | 0 | 0 | 0 | 0 | 0 | 0 | 1 | .000 |
| Mar 04 | TARLETON | *p | 0 | 0 | 0 | 0 | 0 | 0 | 0 | 0 | 0 | 0 | 0 | 0 | 0 | 0 | 0 | 0 | 1 | 0 | .000 |
| Mar 09 | LOYOLA MARYMOUN | *p | 0 | 0 | 0 | 0 | 0 | 0 | 0 | 0 | 0 | 0 | 0 | 0 | 0 | 0 | 0 | 0 | 1 | 0 | .000 |
| Apr 05 | HOUSTON | *p | 0 | 0 | 0 | 0 | 0 | 0 | 0 | 0 | 0 | 0 | 0 | 0 | 0 | 0 | 0 | 0 | 0 | 3 | .000 |
| Apr 18 | UTAH | *p | 0 | 0 | 0 | 0 | 0 | 0 | 0 | 0 | 0 | 0 | 0 | 0 | 0 | 0 | 0 | 0 | 1 | 0 | .000 |
| May 03 | ARIZONA STATE | *p | 0 | 0 | 0 | 0 | 0 | 0 | 0 | 0 | 0 | 0 | 0 | 0 | 0 | 0 | 0 | 2 | 0 | 0 | .000 |
| Totals | | | 0 | 0 | 0 | 0 | 0 | 0 | 0 | 0 | 0 | 0 | 0 | 0 | 0 | 0 | 0 | 5 | 4 | | .000 |

On base pct. .000 • Slugging pct. .000

#29 Bailey, Carson - 13 appearances (All games)

| Date | Opponent | GS | IP | H | R | ER | BB | SO | 2B | 3B | HR | WP | BK | HBP | IBB | Score | W-L | Sv | ERA | NP | |
|--------|-----------------|----|-----|------|----|----|----|----|----|----|----|----|----|-----|-----|-------|--------|-----|------|------|---|
| Feb 14 | YOUNGSTOWN STAT | | 1.0 | 0 | 0 | 0 | 0 | 1 | 0 | 0 | 0 | 0 | 0 | 0 | 1 | 10-3 | 0-0 | 0 | 0.00 | 19 | |
| Feb 18 | UTSA | * | 3.0 | 1 | 0 | 0 | 1 | 5 | 1 | 0 | 0 | 0 | 0 | 0 | 0 | 5-0 | 1-0 | 0 | 0.00 | 60 | |
| Feb 25 | SFA | * | 5.0 | 3 | 4 | 0 | 0 | 7 | 2 | 0 | 0 | 0 | 0 | 2 | 0 | 9-4 | 1-0 | 0 | 0.00 | 68 | |
| Mar 04 | TARLETON | * | 2.1 | 2 | 2 | 2 | 2 | 3 | 0 | 0 | 0 | 1 | 0 | 0 | 0 | 7-2 | 1-0 | 0 | 1.59 | 44 | |
| Mar 09 | LOYOLA MARYMOUN | * | 5.0 | 3 | 1 | 1 | 2 | 6 | 1 | 0 | 0 | 1 | 0 | 0 | 1 | 9-1 | 2-0 | 0 | 1.65 | 75 | |
| Mar 16 | at Kansas | * | 4.1 | 5 | 6 | 6 | 3 | 3 | 0 | 0 | 2 | 1 | 0 | 0 | 0 | 9-7 | 2-0 | 0 | 3.92 | 77 | |
| Mar 23 | KANSAS STATE | * | 4.1 | 5 | 2 | 2 | 1 | 7 | 1 | 0 | 0 | 0 | 0 | 0 | 0 | 19-4 | 2-0 | 0 | 3.96 | 91 | |
| Mar 30 | at Arizona | * | 0.2 | 5 | 8 | 8 | 2 | 1 | 0 | 0 | 0 | 0 | 0 | 1 | 0 | 6-11 | 2-1 | 0 | 6.66 | 31 | |
| Apr 05 | HOUSTON | * | 6.0 | 2 | 3 | 0 | 3 | 6 | 0 | 0 | 0 | 0 | 0 | 1 | 0 | 4-3 | 2-1 | 0 | 5.40 | 86 | |
| Apr 12 | at Texas Tech | * | 6.0 | 5 | 3 | 2 | 2 | 6 | 1 | 0 | 0 | 0 | 0 | 1 | 0 | 18-4 | 3-1 | 0 | 5.02 | 92 | |
| Apr 18 | UTAH | * | 6.0 | 6 | 3 | 3 | 0 | 4 | 0 | 0 | 1 | 0 | 0 | 1 | 0 | 4-3 | 3-1 | 0 | 4.95 | 91 | |
| Apr 26 | at TCU | * | 3.2 | 7 | 4 | 3 | 3 | 1 | 0 | 1 | 1 | 1 | 0 | 1 | 0 | 4-8 | 3-2 | 0 | 5.13 | 78 | |
| May 03 | ARIZONA STATE | * | 6.0 | 5 | 2 | 2 | 2 | 6 | 0 | 0 | 0 | 0 | 0 | 1 | 0 | 1-4 | 3-3 | 0 | 4.89 | 95 | |
| Totals | | | 12 | 53.1 | 49 | 38 | 29 | 21 | 56 | 7 | 1 | 5 | 4 | 0 | 10 | 0 | 105-54 | 3-3 | 0 | 4.89 | - |

BROADCAST NOTES

- Made his collegiate debut on Opening Day as the first arm in relief vs. YSU.
- Made his first-career start on Tuesday, Feb. 18, vs. UTSA and struck out five in three scoreless innings.
- Punched out seven in five innings without allowing an earned run against SFA.
- Made his first-career weekend start against LMU, going 5 IP with just one run allowed on three hits and struck out six.
- Logged first-career quality start vs. Houston (4/5/25), with 6.0 IP and six strikeouts, while allowing zero earned runs (3 unearned) on two hits and three walks.
- Posted second-consecutive quality start at Texas Tech, going 6.0 IP and allowing three runs (two earned) on five hits and two walks with six strikeouts.
- Posted third-straight quality start vs. Utah after going 6.0 IP and fanning four without a walk, allowing three runs on six hits.

| BAILEY'S CAREER STATS | | | | | | | | | | | | | | | | | | | | | | |
|-----------------------|------|-----|--------|----|-----|----|------|----|----|----|----|----|----|----|----|-----|-------|----|-----|----|-----|-----|
| Season | ERA | W-L | APP-GS | CG | SHO | SV | IP | H | R | ER | BB | SO | 2B | 3B | HR | BF | B/AVG | WP | HBP | BK | SFA | SHA |
| 2025 | 4.89 | 3-3 | 13-12 | 0 | 0-1 | 0 | 53.1 | 49 | 38 | 29 | 21 | 56 | 7 | 1 | 5 | 239 | .239 | 4 | 10 | 0 | 1 | 2 |
| TOTAL | 4.89 | 3-3 | 13-12 | 0 | 0-1 | 0 | 53.1 | 49 | 38 | 29 | 21 | 56 | 7 | 1 | 5 | 239 | .239 | 4 | 10 | 0 | 1 | 2 |



38 - BRYSON BALES
LHP • L/L • 6-3 • 227 • R-SR. • 1ST YEAR AT BU
ROUND ROCK, TEXAS (HENDRIX COLLEGE)

2025 SEASON HIGHS

Starter Innings: 5.0, vs. Ohio State (3/2/25)
Relief Innings: 3.2, vs. Utah (4/19/25)
Strikeouts: 8, vs. YSU (2/15/25) Game 1
Scoreless Appearance Streak: 2 games, 2x, last 4/15/25-4/19-25

CAREER HIGHS

Starter Innings: 5.0, vs. Ohio State (3/2/25)
Relief Innings: 1.0, vs. UTA (3/25/25)
Strikeouts: 8, vs. YSU (2/15/25) Game 1
Scoreless Appearance Streak: 2 games, 2x, last 4/15/25-4/19-25

THE BALES FILE

- Son of Tabatha and Jeremy Bales
- Has a sister, Brianna
- Completed his undergraduate degree in economics
- Master’s candidate in sports management
- Favorite team is the Texas Rangers
- Favorite player is Nolan Ryan
- Was a 2024 Cape Cod League Champion with the Harwich Mariners this past summer
- Entrance Music: “Rooster” by Alice in Chains

2025 GAME-BY-GAME

2025 Baylor Bears Baseball
Individual Game-by-Game for Baylor (as of May 07, 2025)

| #38 Bales, Bryson - 6 games (All games) | | | | | | | | | | | | | | | | | | | | | |
|---|-----------------|-----|----|---|---|-----|----|----|----|----|----|----|-----|-----|----|-----|---|----|---|---|-------|
| Date | Opponent | Pos | AB | R | H | RBI | 2B | 3B | HR | BB | SB | CS | HBP | SAC | SF | GDP | K | PO | A | E | Avg |
| Feb 22 | GONZAGA | *p | 0 | 0 | 0 | 0 | 0 | 0 | 0 | 0 | 0 | 0 | 0 | 0 | 0 | 0 | 0 | 0 | 1 | 0 | .000 |
| Mar 08 | LOYOLA MARYMOUN | *p | 0 | 0 | 0 | 0 | 0 | 0 | 0 | 0 | 0 | 0 | 0 | 0 | 0 | 0 | 0 | 0 | 1 | 1 | 0.000 |
| Mar 22 | KANSAS STATE | *p | 0 | 0 | 0 | 0 | 0 | 0 | 0 | 0 | 0 | 0 | 0 | 0 | 0 | 0 | 0 | 0 | 1 | 0 | .000 |
| Apr 01 | HCU | *p | 0 | 0 | 0 | 0 | 0 | 0 | 0 | 0 | 0 | 0 | 0 | 0 | 0 | 0 | 0 | 0 | 1 | 1 | .000 |
| Apr 08 | TEXAS STATE | p | 0 | 0 | 0 | 0 | 0 | 0 | 0 | 0 | 0 | 0 | 0 | 0 | 0 | 0 | 0 | 0 | 1 | 0 | .000 |
| May 02 | ARIZONA STATE | p | 0 | 0 | 0 | 0 | 0 | 0 | 0 | 0 | 0 | 0 | 0 | 0 | 0 | 0 | 0 | 0 | 0 | 1 | .000 |
| Totals | | 4gs | 0 | 0 | 0 | 0 | 0 | 0 | 0 | 0 | 0 | 0 | 0 | 0 | 0 | 0 | 0 | 1 | 5 | 2 | .000 |

On base pct. .000 • Slugging pct. .000

| #38 Bales, Bryson - 13 appearances (All games) | | | | | | | | | | | | | | | | | | | | |
|--|-----------------|----|------|----|----|----|----|----|----|----|----|----|----|-----|-----|-------|-----|----|------|----|
| Date | Opponent | GS | IP | H | R | ER | BB | SO | 2B | 3B | HR | WP | BK | HBP | IBB | Score | W-L | Sv | ERA | NP |
| Feb 15 | YOUNGSTOWN STAT | * | 4.0 | 2 | 2 | 2 | 2 | 8 | 1 | 0 | 1 | 0 | 0 | 0 | 0 | 16-4 | 1-0 | 0 | 4.50 | 65 |
| Feb 22 | GONZAGA | * | 4.0 | 4 | 2 | 2 | 1 | 5 | 1 | 0 | 0 | 0 | 0 | 1 | 0 | 5-2 | 1-0 | 0 | 4.50 | 70 |
| Mar 01 | vs Ohio State | * | 5.0 | 3 | 1 | 1 | 2 | 3 | 1 | 0 | 0 | 2 | 0 | 0 | 0 | 8-6 | 1-0 | 0 | 3.46 | 81 |
| Mar 08 | LOYOLA MARYMOUN | * | 3.2 | 7 | 2 | 2 | 1 | 3 | 0 | 0 | 0 | 0 | 0 | 0 | 0 | 6-3 | 1-0 | 0 | 3.78 | 83 |
| Mar 15 | at Kansas | * | 2.2 | 8 | 8 | 8 | 3 | 1 | 2 | 0 | 3 | 0 | 0 | 0 | 0 | 7-14 | 1-1 | 0 | 6.98 | 70 |
| Mar 22 | KANSAS STATE | * | 1.2 | 3 | 4 | 4 | 2 | 1 | 0 | 0 | 0 | 0 | 0 | 0 | 0 | 4-14 | 1-2 | 0 | 8.14 | 35 |
| Mar 25 | UT ARLINGTON | * | 1.0 | 1 | 0 | 0 | 1 | 1 | 0 | 0 | 0 | 0 | 0 | 0 | 0 | 13-4 | 2-2 | 0 | 7.77 | 17 |
| Apr 01 | HCU | * | 3.0 | 2 | 0 | 0 | 1 | 2 | 1 | 0 | 0 | 0 | 0 | 0 | 0 | 3-2 | 2-2 | 0 | 6.84 | 52 |
| Apr 08 | TEXAS STATE | | 1.2 | 2 | 2 | 1 | 2 | 1 | 0 | 0 | 0 | 0 | 0 | 0 | 0 | 2-6 | 2-3 | 0 | 6.75 | 33 |
| Apr 15 | at UT Arlington | | 1.1 | 1 | 0 | 0 | 0 | 1 | 0 | 0 | 0 | 0 | 0 | 0 | 0 | 9-8 | 2-3 | 0 | 6.43 | 13 |
| Apr 19 | UTAH | | 3.2 | 0 | 0 | 0 | 1 | 4 | 0 | 0 | 0 | 0 | 0 | 1 | 0 | 9-0 | 3-3 | 0 | 5.68 | 40 |
| Apr 25 | at TCU | | 2.2 | 4 | 1 | 1 | 2 | 3 | 0 | 0 | 0 | 0 | 2 | 0 | 2 | 2-7 | 3-3 | 0 | 5.50 | 71 |
| May 02 | ARIZONA STATE | | 1.0 | 3 | 4 | 3 | 1 | 0 | 0 | 0 | 2 | 0 | 0 | 0 | 0 | 7-4 | 3-3 | 0 | 6.11 | 25 |
| Totals | | 7 | 35.1 | 40 | 26 | 24 | 19 | 33 | 6 | 0 | 6 | 2 | 0 | 4 | 0 | 91-74 | 3-3 | 0 | 6.11 | - |

BROADCAST NOTES

- Made his Baylor debut as the Saturday starter against YSU, striking out eight batters in just four innings.
- Had a nearly identical start in the second weekend series vs. Gonzaga, striking out five batters in four innings while allowing two runs on four hits.
- Tossed a career-high 5.0 innings vs. Ohio State at Globe Life Field (3/1).
- Made first relief appearance of the year vs. UTA (3/25/25), earning the win with one strikeout.
- Worked 3.2 hitless innings against Utah (4/19/25) in preserving combined no-hit bid.

| BALES' CAREER STATS | | | | | | | | | | | | | | | | | | | | | |
|---------------------|-------|-----|--------|----|-----|----|------|----|----|--------------------|----|----|----|----|----------------------|-----|-------|----|-----|----|-----|
| | | | | | | | | | | *AT LOUISIANA TECH | | | | | **AT HENDRIX COLLEGE | | | | | | |
| Season | ERA | W-L | APP-GS | CG | SHO | SV | IP | H | R | ER | BB | SO | 2B | 3B | HR | BF | B/AVG | WP | HBP | BK | SFA |
| 2020* | | | | | | | | | | | | | | | | | | | | | |
| 2021* | 13.50 | 0-0 | 3-0 | 0 | 0-0 | 0 | 1.1 | 1 | 2 | 2 | 3 | 1 | 1 | 0 | 0 | 9 | .200 | 4 | 1 | 0 | 0 |
| 2022* | | | | | | | | | | | | | | | | | | | | | |
| 2023** | 2.00 | 1-0 | 2-2 | 0 | 0-0 | 0 | 9.0 | 5 | 5 | 2 | 7 | 12 | 0 | 0 | 0 | 41 | .161 | 1 | 1 | 1 | 1 |
| 2024** | 4.21 | 4-2 | 13-13 | 0 | 0-0 | 0 | 68.1 | 61 | 42 | 32 | 34 | 76 | 12 | 3 | 0 | 311 | .234 | 10 | 12 | 0 | 3 |
| 2025 | 6.11 | 3-3 | 13-7 | 0 | 0-1 | 0 | 35.1 | 40 | 26 | 24 | 19 | 33 | 6 | 0 | 6 | 172 | .276 | 2 | 4 | 0 | 4 |
| TOTAL | 6.56 | 3-3 | 16-7 | 0 | 0-1 | 0 | 36.2 | 41 | 28 | 26 | 22 | 34 | 7 | 0 | 6 | 181 | .266 | 6 | 5 | 0 | 4 |



2 - GAVIN BRZOWSKI
OF • L/L • 6-1 • 198 • R-SO. • 3RD YEAR AT BU
MANSFIELD, TEXAS (NORTHEAST TEXAS CC)
2025 SEASON HIGHS

Hits: 2, 4x, last vs. UTRGV (5/6/25)
Runs: 2, 5x, last at Sam Houston (4/29/25)
Doubles: 1, 2x, last vs. Arizona State (5/4/25)
Triples: N/A
Homers: 1, 2x, last vs. Arizona State (5/4/25)
RBI: 3, vs. Arizona State (5/4/25)
Walks: 2, 3x, last at Kansas State (3/23/25)
Steals: 1, 2x, last vs. Oregon State (2/28/25)
Hitting Streak: 4 games, 3/18/25-3/29/25
On-Base Streak: 4 games, 3/18/25-3/29/25

CAREER HIGHS

Hits: 3, 3x, last at Tarleton (5/16/23)
Runs: 2, 8x, last at Sam Houston (4/29/25)
Doubles: 1, 4x, last vs. HCU (4/1/25)
Triples: 1, 2x, last at TCU (5/14/23)
Homers: 1, 7x, last vs. Arizona State (5/4/25)
RBI: 4, vs. HCU (2/21/23)
Walks: 4, vs. Youngstown State (3/3/23)
Steals: 1, 2x, last vs. Oregon State (2/28/25)
Hitting Streak: 4 games, 2x, last 3/18/25-3/29/25
On-Base Streak: 6 games, 4/15/23-4/25/23

THE BRZOWSKI FILE

- Nickname is “Gav” or “G-Brow”
- Son of Cynthia and Brian Brzozowski
- Has a sister, Bella
- Majoring in finance
- Came to Baylor after redshirting a year at Northeast Texas CC
- Favorite team is the Texas Rangers
- Favorite player is Ken Griffey Jr.
- Walkup Music: “Tragos Profundos” by Ram Herrera and the Outlaw Band

2025 GAME-BY-GAME

| 2025 Baylor Bears Baseball Individual Game-by-Game for Baylor (as of May 07, 2025) | | | | | | | | | | | | | | | | | | | | | | |
|---|-----------------|-------|----|----|----|-----|----|----|----|----|----|----|-----|-----|----|-----|----|----|---|---|------|--|
| #2 Brzozowski, Gavin - 23 games (All games) | | | | | | | | | | | | | | | | | | | | | | |
| Date | Opponent | Pos | AB | R | H | RBI | 2B | 3B | HR | BB | SB | CS | HBP | SAC | SF | GDP | K | PO | A | E | Avg | |
| Feb 14 | YOUNGSTOWN STAT | *1b | 3 | 1 | 1 | 1 | 0 | 0 | 0 | 2 | 0 | 0 | 0 | 0 | 0 | 1 | 1 | 7 | 0 | 0 | .333 | |
| Feb 15 | YOUNGSTOWN STAT | *1b | 2 | 2 | 1 | 0 | 0 | 0 | 0 | 2 | 1 | 0 | 0 | 0 | 0 | 0 | 0 | 7 | 0 | 0 | .400 | |
| Feb 18 | UTSA | *1b | 4 | 0 | 0 | 0 | 0 | 0 | 0 | 0 | 0 | 0 | 0 | 0 | 0 | 0 | 2 | 6 | 0 | 0 | .222 | |
| Feb 21 | GONZAGA | *1b | 3 | 2 | 1 | 0 | 0 | 0 | 0 | 1 | 0 | 0 | 0 | 0 | 0 | 0 | 1 | 12 | 0 | 0 | .250 | |
| Feb 23 | GONZAGA | *1b | 4 | 1 | 0 | 0 | 0 | 0 | 0 | 0 | 0 | 0 | 0 | 0 | 0 | 0 | 2 | 7 | 1 | 0 | .188 | |
| Feb 28 | vs Oregon State | ph/1b | 1 | 0 | 0 | 0 | 0 | 0 | 0 | 1 | 1 | 0 | 0 | 0 | 0 | 0 | 0 | 1 | 0 | 0 | .176 | |
| Mar 08 | LOYOLA MARYMOUN | *1b | 3 | 1 | 1 | 0 | 0 | 0 | 0 | 1 | 0 | 0 | 0 | 0 | 0 | 0 | 0 | 7 | 2 | 0 | .200 | |
| Mar 11 | SAM HOUSTON | ph | 1 | 0 | 0 | 0 | 0 | 0 | 0 | 0 | 0 | 0 | 0 | 0 | 0 | 0 | 1 | 0 | 0 | 0 | .190 | |
| Mar 15 | at Kansas | ph | 1 | 0 | 0 | 0 | 0 | 0 | 0 | 0 | 0 | 0 | 0 | 0 | 0 | 0 | 0 | 0 | 0 | 0 | .182 | |
| Mar 18 | at Texas State | *of | 4 | 2 | 1 | 2 | 0 | 0 | 1 | 1 | 0 | 0 | 0 | 0 | 0 | 0 | 2 | 1 | 0 | 0 | .192 | |
| Mar 23 | KANSAS STATE | ph/1b | 1 | 1 | 1 | 2 | 0 | 0 | 0 | 2 | 0 | 0 | 0 | 0 | 0 | 0 | 0 | 1 | 0 | 0 | .222 | |
| Mar 25 | UT ARLINGTON | *of | 4 | 2 | 2 | 1 | 0 | 0 | 0 | 0 | 0 | 0 | 0 | 0 | 0 | 0 | 1 | 2 | 0 | 0 | .258 | |
| Mar 29 | at Arizona | ph/of | 2 | 0 | 1 | 1 | 0 | 0 | 0 | 0 | 0 | 0 | 0 | 0 | 1 | 0 | 0 | 2 | 0 | 0 | .273 | |
| Mar 30 | at Arizona | *of | 5 | 0 | 0 | 0 | 0 | 0 | 0 | 0 | 0 | 0 | 0 | 0 | 0 | 0 | 0 | 2 | 0 | 0 | .237 | |
| Apr 01 | HCU | *of | 4 | 0 | 1 | 0 | 1 | 0 | 0 | 0 | 0 | 0 | 0 | 0 | 0 | 0 | 0 | 2 | 0 | 0 | .238 | |
| Apr 08 | TEXAS STATE | *of | 4 | 0 | 0 | 0 | 0 | 0 | 0 | 0 | 0 | 0 | 0 | 0 | 0 | 0 | 2 | 2 | 0 | 0 | .217 | |
| Apr 12 | at Texas Tech | 1b/ph | 1 | 0 | 0 | 0 | 0 | 0 | 0 | 0 | 0 | 0 | 0 | 0 | 0 | 0 | 1 | 0 | 0 | 0 | .213 | |
| Apr 17 | UTAH | ph | 1 | 0 | 0 | 0 | 0 | 0 | 0 | 0 | 0 | 0 | 0 | 0 | 0 | 0 | 1 | 0 | 0 | 0 | .208 | |
| Apr 22 | HCU | ph/of | 1 | 0 | 0 | 0 | 0 | 0 | 0 | 0 | 0 | 0 | 0 | 0 | 0 | 0 | 0 | 0 | 0 | 0 | .204 | |
| Apr 26 | at TCU | ph | 1 | 0 | 0 | 0 | 0 | 0 | 0 | 0 | 0 | 0 | 0 | 0 | 0 | 0 | 1 | 0 | 0 | 0 | .200 | |
| Apr 29 | at Sam Houston | *of | 4 | 2 | 2 | 2 | 0 | 0 | 1 | 0 | 0 | 0 | 0 | 0 | 0 | 0 | 1 | 1 | 0 | 0 | .222 | |
| May 04 | ARIZONA STATE | of | 2 | 1 | 2 | 3 | 1 | 0 | 1 | 0 | 0 | 0 | 0 | 0 | 0 | 0 | 0 | 0 | 0 | 0 | .250 | |
| May 06 | UTRGV | *of | 3 | 1 | 2 | 0 | 0 | 0 | 0 | 1 | 0 | 0 | 0 | 0 | 0 | 0 | 1 | 2 | 0 | 0 | .271 | |
| Totals | | 13gs | 59 | 16 | 16 | 12 | 2 | 0 | 2 | 12 | 2 | 0 | 0 | 0 | 1 | 2 | 16 | 62 | 3 | 0 | .271 | |
| On base pct. .389 • Slugging pct. .407 | | | | | | | | | | | | | | | | | | | | | | |

On base pct. .389 • Slugging pct. .407

BROADCAST NOTES

- Has three-straight two-hit games entering the weekend series against Oklahoma State.
- Came off the bench and hit a solo home run and two-run double in Sunday finale vs. ASU (5/4/25).
- Recorded first multi-hit game of the year against UTA (3/25/25).
- Hit first home run of the 2025 season at Texas State (3/18/25).
- Turned two unassisted double plays vs. YSU (2/15/25).
- Hit first double of the season, the third of his career and his first since April 25, 2023, vs. HCU (4/1/25).
- Played in just one game last season, suffering a season-ending injury vs. Oregon on Feb. 17.
- Hit five home runs in 2023.

| BRZOWSKI'S CAREER STATS | | | | | | | | | | | | | | | | | | | | | | |
|-------------------------|--------------------|-------|-----|----|----|----|----|----|-----|------|----|-----|----|-----|------|----|----|----|-----|---|---|-------|
| Season | AVG. | GP-GS | AB | R | H | 2B | 3B | HR | RBI | SLG% | BB | HBP | SO | GDP | OB% | SF | SH | SB | PO | A | E | FLD% |
| 2022 | NORTHEAST TEXAS CC | | | | | | | | | | | | | | | | | | | | | |
| 2023 | .247 | 50-39 | 146 | 24 | 36 | 3 | 2 | 5 | 20 | .397 | 25 | 4 | 40 | 1 | .367 | 2 | 1 | 2 | 54 | 4 | 1 | .983 |
| 2024 | .500 | 1-1 | 2 | 0 | 1 | 0 | 0 | 0 | 1 | .500 | 1 | 0 | 0 | 0 | .667 | 0 | 0 | 0 | 1 | 0 | 1 | .500 |
| 2025 | .271 | 23-13 | 59 | 16 | 16 | 2 | 0 | 2 | 12 | .407 | 12 | 0 | 16 | 2 | .389 | 1 | 0 | 2 | 62 | 3 | 0 | 1.000 |
| TOTAL | .256 | 74-53 | 207 | 40 | 53 | 5 | 2 | 7 | 33 | .401 | 38 | 4 | 56 | 3 | .377 | 3 | 1 | 4 | 117 | 7 | 2 | .984 |



52- CALEB BUNCH

RHP • R/R • 6-6 • 213 • SR. • 1ST YEAR AT BU
KELLER, TEXAS (NORTHWESTERN STATE)

2025 SEASON HIGHS

Starter Innings: N/A
Relief Innings: 4.0, vs. Kansas State (3/21/25)
Strikeouts: 4 vs. Houston (4/5/25)
Scoreless Appearance Streak: 3 games, 3/25/25-3/29/25

CAREER HIGHS *AT NORTHWESTERN STATE

Starter Innings: N/A
Relief Innings: 5.0, 2x, last vs. Lamar (5/23/24)*
Strikeouts: 6, 2x, last at Nicholls (4/12/24)*
Scoreless Appearance Streak: 3 games, 3/25/25-3/29/25

THE BUNCH FILE

- Son of Davney and Brandon Bunch
- Has two sisters, Ellary and Abby
- Majoring in corporate communications
- Two-year letterwinner at Keller High School and Covenant Christian Academy
- Named District Newcomer of the Year, Pitcher of the Year, First-Team All-State and All-District
- Three-year letterwinner in basketball
- Entrance Muisic: "Beggin'" by Maneskin

2025 GAME-BY-GAME

2025 Baylor Bears Baseball
Individual Game-by-Game for Baylor (as of May 07, 2025)

#52 Bunch, Caleb - 5 games (All games)

| Date | Opponent | Pos | AB | R | H | RBI | 2B | 3B | HR | BB | SB | CS | HBP | SAC | SF | GDP | K | PO | A | E | Avg |
|--------|-----------------|-----|----|---|---|-----|----|----|----|----|----|----|-----|-----|----|-----|---|----|---|---|------|
| Feb 14 | YOUNGSTOWN STAT | p | 0 | 0 | 0 | 0 | 0 | 0 | 0 | 0 | 0 | 0 | 0 | 0 | 0 | 0 | 0 | 0 | 2 | 0 | .000 |
| Feb 18 | UTSA | p | 0 | 0 | 0 | 0 | 0 | 0 | 0 | 0 | 0 | 0 | 0 | 0 | 0 | 0 | 0 | 0 | 1 | 0 | .000 |
| Mar 02 | vs Auburn | p | 0 | 0 | 0 | 0 | 0 | 0 | 0 | 0 | 0 | 0 | 0 | 0 | 0 | 0 | 0 | 0 | 1 | 0 | .000 |
| Apr 18 | UTAH | p | 0 | 0 | 0 | 0 | 0 | 0 | 0 | 0 | 0 | 0 | 0 | 0 | 0 | 0 | 0 | 1 | 0 | 0 | .000 |
| May 03 | ARIZONA STATE | p | 0 | 0 | 0 | 0 | 0 | 0 | 0 | 0 | 0 | 0 | 0 | 0 | 0 | 0 | 0 | 1 | 0 | 0 | .000 |
| Totals | | Ogs | 0 | 0 | 0 | 0 | 0 | 0 | 0 | 0 | 0 | 0 | 0 | 0 | 0 | 0 | 0 | 2 | 4 | 0 | .000 |

On base pct. .000 • Slugging pct. .000


#52 Bunch, Caleb - 18 appearances (All games)

| Date | Opponent | GS | IP | H | R | ER | BB | SO | 2B | 3B | HR | WP | BK | HBP | IBB | Score | W-L | Sv | ERA | NP |
|--------|-----------------|----|------|----|----|----|----|----|----|----|----|----|----|-----|-----|--------|-----|----|------|----|
| Feb 14 | YOUNGSTOWN STAT | | 3.0 | 6 | 2 | 2 | 0 | 0 | 0 | 0 | 0 | 0 | 1 | 0 | 0 | 10-3 | 0-0 | 1 | 6.00 | 41 |
| Feb 18 | UTSA | | 2.0 | 3 | 0 | 0 | 0 | 3 | 0 | 0 | 0 | 0 | 0 | 0 | 0 | 5-0 | 0-0 | 1 | 3.60 | 36 |
| Feb 23 | GONZAGA | | 0.1 | 0 | 0 | 0 | 0 | 0 | 0 | 0 | 0 | 0 | 0 | 0 | 0 | 7-8 | 0-0 | 1 | 3.38 | 2 |
| Mar 02 | vs Auburn | | 3.0 | 4 | 2 | 2 | 0 | 1 | 0 | 0 | 1 | 0 | 0 | 0 | 0 | 4-7 | 0-0 | 1 | 4.32 | 53 |
| Mar 11 | SAM HOUSTON | | 1.0 | 1 | 0 | 0 | 0 | 0 | 0 | 0 | 0 | 0 | 0 | 0 | 0 | 9-2 | 0-0 | 1 | 3.86 | 16 |
| Mar 18 | at Texas State | | 1.0 | 1 | 0 | 0 | 1 | 2 | 0 | 0 | 0 | 0 | 0 | 0 | 0 | 19-3 | 0-0 | 1 | 3.48 | 23 |
| Mar 21 | KANSAS STATE | | 4.0 | 1 | 1 | 1 | 0 | 4 | 0 | 0 | 1 | 0 | 0 | 0 | 0 | 2-8 | 0-0 | 1 | 3.14 | 46 |
| Mar 25 | UT ARLINGTON | | 1.2 | 0 | 0 | 0 | 1 | 1 | 0 | 0 | 0 | 0 | 0 | 0 | 0 | 13-4 | 0-0 | 1 | 2.81 | 25 |
| Mar 28 | at Arizona | | 1.0 | 0 | 0 | 0 | 0 | 1 | 0 | 0 | 0 | 0 | 0 | 0 | 0 | 8-5 | 0-0 | 1 | 2.65 | 10 |
| Mar 29 | at Arizona | | 0.2 | 0 | 0 | 0 | 0 | 2 | 0 | 0 | 0 | 0 | 0 | 0 | 1 | 6-3 | 0-0 | 1 | 2.55 | 8 |
| Apr 01 | HCU | | 3.0 | 1 | 1 | 0 | 0 | 0 | 0 | 0 | 0 | 0 | 0 | 0 | 0 | 3-2 | 0-0 | 1 | 2.45 | 13 |
| Apr 05 | HOUSTON | | 3.0 | 1 | 0 | 0 | 0 | 4 | 0 | 0 | 0 | 0 | 0 | 0 | 0 | 4-3 | 1-0 | 1 | 2.11 | 38 |
| Apr 08 | TEXAS STATE | | 1.0 | 1 | 1 | 1 | 0 | 0 | 0 | 0 | 1 | 0 | 0 | 1 | 0 | 2-6 | 1-0 | 1 | 2.42 | 14 |
| Apr 12 | at Texas Tech | | 3.0 | 1 | 1 | 1 | 0 | 1 | 0 | 0 | 1 | 0 | 0 | 0 | 0 | 18-4 | 1-0 | 2 | 2.49 | 35 |
| Apr 18 | UTAH | | 1.2 | 0 | 0 | 0 | 1 | 2 | 0 | 0 | 0 | 0 | 0 | 0 | 0 | 4-3 | 1-0 | 2 | 2.33 | 27 |
| Apr 26 | at TCU | | 1.1 | 6 | 3 | 3 | 2 | 1 | 0 | 1 | 0 | 0 | 0 | 0 | 0 | 4-8 | 1-0 | 2 | 3.18 | 39 |
| May 03 | ARIZONA STATE | | 3.0 | 3 | 2 | 2 | 2 | 3 | 2 | 0 | 0 | 0 | 0 | 0 | 0 | 1-4 | 1-0 | 2 | 3.45 | 50 |
| May 06 | UTRGV | | 1.0 | 2 | 0 | 0 | 0 | 1 | 0 | 0 | 0 | 0 | 0 | 0 | 0 | 10-7 | 1-0 | 2 | 3.34 | 12 |
| Totals | | 0 | 32.1 | 31 | 13 | 12 | 7 | 26 | 4 | 1 | 4 | 0 | 1 | 2 | 0 | 129-80 | 1-0 | 2 | 3.34 | - |

BROADCAST NOTES

- 10 of his 18 appearances in 2025 have been scoreless.
- Picked up a three-inning save at Texas Tech (4/12/25).
- Recorded his first win as a Bear vs. Houston (4/5/25) with three excellent innings of relief.
- Matched his season high with three innings of relief at Globe Life against Auburn (3/2/25).
- Got a big out to strand the bases loaded in eighth inning against Gonzaga in series finale (2/23/25).
- Threw two scoreless frames in relief against UTSA (2/18/25).
- Made his Baylor debut on Opening Day vs. YSU (2/14/25) and picked up a three-inning save.

| BUNCH'S CAREER STATS *AT NORTHWESTERN STATE | | | | | | | | | | | | | | | | | | | | | | |
|---|----------------|-----|--------|----|-----|----|------|----|----|----|----|----|----|----|----|-----|-------|----|-----|----|-----|-----|
| Season | ERA | W-L | APP-GS | CG | SHO | SV | IP | H | R | ER | BB | SO | 2B | 3B | HR | BF | B/AVG | WP | HBP | BK | SFA | SHA |
| 2022 | RANGER COLLEGE | | | | | | | | | | | | | | | | | | | | | |
| 2023 | RANGER COLLEGE | | | | | | | | | | | | | | | | | | | | | |
| 2024* | 2.58 | 2-1 | 17-0 | 0 | 0-1 | 4 | 45.1 | 33 | 15 | 13 | 16 | 40 | 0 | 2 | 3 | 188 | .194 | 1 | 0 | 8 | 1 | 0 |
| 2025 | 3.34 | 1-0 | 18-0 | 0 | 0-1 | 2 | 32.1 | 31 | 13 | 12 | 7 | 26 | 4 | 1 | 4 | 132 | .252 | 0 | 2 | 1 | 0 | 0 |
| TOTAL | 2.90 | 3-1 | 35-0 | 0 | 0-2 | 6 | 77.2 | 64 | 28 | 25 | 23 | 66 | 4 | 3 | 7 | 320 | .218 | 1 | 2 | 9 | 1 | 0 |



36 - ETHAN CALDER

LHP • L/L • 5-11 • 191 • JR. • 3RD YEAR AT BU
AUSTIN, TEXAS (LAKE TRAVIS HS)

2025 SEASON HIGHS

Starter Innings: 7.0, vs. Gonzaga (2/21/25)
Relief Innings: N/A
Strikeouts: 13, vs. YSU (2/14/25)
Scoreless Appearance Streak: 1 game, vs. Gonzaga (2/21/25)

CAREER HIGHS

Starter Innings: 7.0, 2x, last vs. Gonzaga (2/21/25)
Relief Innings: 6.2, vs. TCU (5/4/24)
Strikeouts: 13, vs. YSU (2/14/25)
Scoreless Appearance Streak: 6 games, 2x, last 4/2/24-4/19/24

THE CALDER FILE

- Nickname is "E"
- Son of Carole and John Calder
- A third generation Baylor legacy; 10 family members have attended Baylor
- Has two siblings, Bryce and Kate
- Grandfather, Billy, played football at Baylor
- Majoring in management and entrepreneurship
- Enjoys fishing
- Favorite team is the Texas Rangers
- Favorite player is Kevin Millar
- Initially came to Baylor as a position player before becoming a pitcher only
- Entrance Music: "Survival of the Fittest" by Mobb Deep

2025 GAME-BY-GAME

2025 Baylor Bears Baseball
Individual Game-by-Game for Baylor (as of May 07, 2025)

| #36 Calder, Ethan - 8 games (All games) | | | | | | | | | | | | | | | | | | | | | | |
|---|-----------------|-----|----|---|---|-----|----|----|----|----|----|----|-----|-----|----|-----|---|----|---|---|------|------|
| Date | Opponent | Pos | AB | R | H | RBI | 2B | 3B | HR | BB | SB | CS | HBP | SAC | SF | GDP | K | PO | A | E | Avg | |
| Feb 21 | GONZAGA | *p | 0 | 0 | 0 | 0 | 0 | 0 | 0 | 0 | 0 | 0 | 0 | 0 | 0 | 0 | 0 | 0 | 1 | 0 | .000 | |
| Feb 28 | vs Oregon State | *p | 0 | 0 | 0 | 0 | 0 | 0 | 0 | 0 | 0 | 0 | 0 | 0 | 0 | 0 | 0 | 0 | 0 | 1 | 0 | .000 |
| Mar 14 | at Kansas | *p | 0 | 0 | 0 | 0 | 0 | 0 | 0 | 0 | 0 | 0 | 0 | 0 | 0 | 0 | 0 | 0 | 0 | 1 | 0 | .000 |
| Mar 28 | at Arizona | *p | 0 | 0 | 0 | 0 | 0 | 0 | 0 | 0 | 0 | 0 | 0 | 0 | 0 | 0 | 0 | 0 | 0 | 1 | 0 | .000 |
| Apr 04 | HOUSTON | *p | 0 | 0 | 0 | 0 | 0 | 0 | 0 | 0 | 0 | 0 | 0 | 0 | 0 | 0 | 0 | 0 | 1 | 0 | 0 | .000 |
| Apr 11 | at Texas Tech | *p | 0 | 0 | 0 | 0 | 0 | 0 | 0 | 0 | 0 | 0 | 0 | 0 | 0 | 0 | 0 | 0 | 0 | 1 | 0 | .000 |
| Apr 27 | at TCU | *p | 0 | 0 | 0 | 0 | 0 | 0 | 0 | 0 | 0 | 0 | 0 | 0 | 0 | 0 | 0 | 0 | 0 | 1 | 0 | .000 |
| May 04 | ARIZONA STATE | *p | 0 | 0 | 0 | 0 | 0 | 0 | 0 | 0 | 0 | 0 | 0 | 0 | 0 | 0 | 0 | 0 | 0 | 1 | 0 | .000 |
| Totals | | 8gs | 0 | 0 | 0 | 0 | 0 | 0 | 0 | 0 | 0 | 0 | 0 | 0 | 0 | 0 | 0 | 0 | 1 | 7 | 0 | .000 |
| On base pct. .000 • Slugging pct. .000 | | | | | | | | | | | | | | | | | | | | | | |

| #36 Calder, Ethan - 12 appearances (All games) | | | | | | | | | | | | | | | | | | | | |
|--|-----------------|----|------|----|----|----|----|----|----|----|----|----|----|-----|-----|-------|-----|----|------|----|
| Date | Opponent | GS | IP | H | R | ER | BB | SO | 2B | 3B | HR | WP | BK | HBP | IBB | Score | W-L | Sv | ERA | NP |
| Feb 14 | YOUNGSTOWN STAT | * | 5.0 | 2 | 1 | 1 | 1 | 13 | 0 | 0 | 1 | 0 | 0 | 0 | 0 | 10-3 | 1-0 | 0 | 1.80 | 73 |
| Feb 21 | GONZAGA | * | 7.0 | 4 | 0 | 0 | 0 | 2 | 0 | 0 | 0 | 0 | 0 | 0 | 0 | 4-0 | 2-0 | 0 | 0.75 | 82 |
| Feb 28 | vs Oregon State | * | 5.1 | 4 | 4 | 4 | 1 | 4 | 1 | 0 | 1 | 0 | 0 | 0 | 0 | 3-4 | 2-1 | 0 | 2.60 | 85 |
| Mar 07 | LOYOLA MARYMOUN | * | 5.0 | 5 | 3 | 3 | 1 | 5 | 1 | 1 | 1 | 0 | 0 | 0 | 0 | 9-4 | 3-1 | 0 | 3.22 | 87 |
| Mar 14 | at Kansas | * | 4.0 | 4 | 5 | 5 | 3 | 3 | 2 | 1 | 1 | 0 | 0 | 1 | 0 | 1-9 | 3-2 | 0 | 4.44 | 92 |
| Mar 21 | KANSAS STATE | * | 5.0 | 6 | 7 | 6 | 2 | 6 | 2 | 1 | 1 | 0 | 0 | 0 | 0 | 2-8 | 3-3 | 0 | 5.46 | 91 |
| Mar 28 | at Arizona | * | 4.1 | 8 | 4 | 4 | 0 | 4 | 2 | 1 | 0 | 0 | 0 | 1 | 1 | 8-5 | 3-3 | 0 | 5.80 | 74 |
| Apr 04 | HOUSTON | * | 5.0 | 4 | 1 | 1 | 2 | 4 | 0 | 0 | 0 | 0 | 0 | 0 | 0 | 4-7 | 3-3 | 0 | 5.31 | 81 |
| Apr 11 | at Texas Tech | * | 6.0 | 6 | 1 | 1 | 3 | 3 | 1 | 0 | 0 | 0 | 0 | 0 | 0 | 2-9 | 3-3 | 0 | 4.82 | 89 |
| Apr 17 | UTAH | * | 4.1 | 9 | 7 | 7 | 0 | 5 | 5 | 0 | 0 | 0 | 0 | 0 | 0 | 1-13 | 3-4 | 0 | 5.65 | 73 |
| Apr 27 | at TCU | * | 3.1 | 6 | 3 | 3 | 2 | 4 | 1 | 0 | 0 | 0 | 0 | 0 | 0 | 6-3 | 3-4 | 0 | 5.80 | 75 |
| May 04 | ARIZONA STATE | * | 4.0 | 6 | 3 | 3 | 2 | 1 | 0 | 2 | 0 | 0 | 0 | 0 | 0 | 6-8 | 3-5 | 0 | 5.71 | 58 |
| Totals | | 12 | 58.1 | 64 | 39 | 37 | 16 | 53 | 17 | 4 | 5 | 0 | 1 | 2 | 0 | 56-73 | 3-5 | 0 | 5.71 | - |

BROADCAST NOTES

- Picked up a quality start on Friday night at Texas Tech (4/11/25)
- Tied a career high for innings pitched as a starter with seven in a scoreless outing against Gonzaga (2/21/25)
- Struck out a career- high 13 batters vs. YSU (2/14/25), becoming the first Bear to fan 13+ since Logan Verrett punched out 14 in a complete game vs. Louisiana Tech on March 11, 2011
- Returns the second-lowest ERA among qualified pitchers in the Big 12 (3.23 in 2024)
- 12 of his 18 relief appearances in 2024 were scoreless
- Posted a 4.70 ERA in three starts last season, going 1-1

| CALDER'S CAREER STATS | | | | | | | | | | | | | | | | | | | | | | |
|-----------------------|------|------|--------|----|-----|----|-------|-----|----|----|----|-----|----|----|----|-----|-------|----|-----|----|-----|-----|
| Season | ERA | W-L | APP-GS | CG | SHO | SV | IP | H | R | ER | BB | SO | 2B | 3B | HR | BF | B/AVG | WP | HBP | BK | SFA | SHA |
| 2023 | 6.89 | 3-0 | 22-0 | 0 | 0-0 | 0 | 32.2 | 49 | 26 | 25 | 11 | 30 | 10 | 0 | 6 | 154 | .360 | 3 | 2 | 1 | 1 | 4 |
| 2024 | 3.23 | 5-3 | 21-3 | 0 | 0-0 | 2 | 55.2 | 50 | 22 | 20 | 12 | 41 | 4 | 2 | 3 | 218 | .248 | 0 | 2 | 1 | 0 | 2 |
| 2025 | 5.71 | 3-5 | 12-12 | 0 | 0-1 | 0 | 58.1 | 64 | 39 | 37 | 16 | 53 | 17 | 4 | 5 | 258 | .277 | 0 | 2 | 1 | 4 | 5 |
| TOTAL | 5.03 | 11-8 | 55-15 | 0 | 0-1 | 2 | 146.2 | 163 | 87 | 82 | 39 | 124 | 31 | 6 | 14 | 630 | .286 | 3 | 6 | 3 | 5 | 11 |



19 - CORTLAN CASTLE

C • R/R • 5-11 • 200 • SR. • 4TH YEAR AT BU WOODWAY, TEXAS (MIDWAY HS)

2025 SEASON HIGHS

Hits: 2, 9x, last vs. UTRGV (5/6/25)
Runs: 3, vs. UTRGV (5/6/25)
Doubles: 1, 4x, last vs. HCU (4/22/25)
Triples: N/A
Homers: 1, vs. UTRGV (5/6/25)
RBI: 4, vs. UTRGV (5/6/25)
Walks: 2, vs. LMU (3/8/25)
Steals: 1, 4x, last vs. UTRGV (5/6/25)
Hitting Streak: 3 games, 3/11/25-3/16/25
On-Base Streak: 4 games, 3/8/25-3/16/25

CAREER HIGHS

Hits: 3, 3x, last vs. Kansas (4/19/24)
Runs: 3, vs. UTRGV (5/6/25)
Doubles: 2, vs. Kansas (4/19/24)
Triples: 1, 2x, last vs. Texas A&M-Corpus Christi (5/3/23)
Homers: 1, 2x, last vs. UTRGV (5/6/25)
RBI: 4, 2x, last vs. UTRGV (5/6/25)
Walks: 2, 3x, last vs. LMU (3/8/25)
Steals: 1, 9x, last vs. UTRGV (5/6/25)
Hitting Streak: 9 games, 4/8/23-5/9/23
On-Base Streak: 15 games, 4/1/23-5/14/23

THE CASTLE FILE

- Nickname is "Cort"
- Son of Chad and Kesleigh Castle
- Has three siblings, Kate, Caroline and Clayton
- Got engaged to his girlfriend, Anna, at home plate at Baylor Ballpark on January 25
- Triple majoring in finance, management information systems and business analytics
- Favorite team is the Texas Rangers
- Favorite player is Bobby Witt Jr.
- Walkup Music: "Go Back" by John Summit & Sub Focus
- Walkup Music: "Shiver" by John Summit & Hayla

2025 GAME-BY-GAME

2025 Baylor Bears Baseball
Individual Game-by-Game for Baylor (as of May 07, 2025)


| #19 Castle, Cortlan - 30 games (All games) | | | | | | | | | | | | | | | | | | | | | | |
|--|-----------------|------|------|----|----|-----|----|----|----|----|----|----|-----|-----|----|-----|---|----|-----|----|------|------|
| Date | Opponent | Pos | AB | R | H | RBI | 2B | 3B | HR | BB | SB | CS | HBP | SAC | SF | GDP | K | PO | A | E | Avg | |
| Feb 14 | YOUNGSTOWN STAT | *c | 2 | 0 | 1 | 1 | 0 | 0 | 0 | 0 | 0 | 0 | 0 | 0 | 0 | 0 | 0 | 13 | 1 | 0 | .500 | |
| Feb 15 | YOUNGSTOWN STAT | *c | 4 | 1 | 0 | 0 | 0 | 0 | 0 | 1 | 0 | 0 | 0 | 0 | 0 | 1 | 0 | 9 | 1 | 0 | .167 | |
| Feb 21 | GONZAGA | *c | 2 | 0 | 0 | 0 | 0 | 0 | 0 | 1 | 0 | 0 | 0 | 1 | 0 | 1 | 0 | 3 | 0 | 0 | .125 | |
| Feb 22 | GONZAGA | *c | 4 | 1 | 1 | 0 | 0 | 0 | 0 | 0 | 0 | 0 | 0 | 0 | 0 | 0 | 0 | 8 | 0 | 0 | .167 | |
| Feb 28 | vs Oregon State | *c | 2 | 0 | 0 | 0 | 0 | 0 | 0 | 1 | 0 | 0 | 0 | 0 | 0 | 0 | 0 | 7 | 0 | 0 | .143 | |
| Mar 04 | TARLETON | *c | 4 | 0 | 0 | 0 | 0 | 0 | 0 | 0 | 0 | 0 | 0 | 0 | 0 | 0 | 1 | 11 | 0 | 0 | .111 | |
| Mar 08 | LOYOLA MARYMOUN | *c | 3 | 0 | 0 | 1 | 0 | 0 | 0 | 2 | 1 | 0 | 0 | 0 | 0 | 0 | 0 | 10 | 1 | 0 | .095 | |
| Mar 11 | SAM HOUSTON | *c | 2 | 1 | 2 | 0 | 1 | 0 | 0 | 0 | 0 | 0 | 0 | 1 | 0 | 0 | 0 | 9 | 2 | 0 | .174 | |
| Mar 15 | at Kansas | *c | 4 | 1 | 2 | 0 | 0 | 0 | 0 | 0 | 0 | 0 | 0 | 0 | 0 | 0 | 1 | 4 | 0 | 0 | .222 | |
| Mar 16 | at Kansas | *c | 5 | 0 | 1 | 1 | 0 | 0 | 0 | 0 | 0 | 0 | 0 | 0 | 0 | 0 | 1 | 10 | 1 | 0 | .219 | |
| Mar 18 | at Texas State | *c | 0 | 0 | 0 | 0 | 0 | 0 | 0 | 0 | 0 | 0 | 0 | 0 | 0 | 0 | 0 | 2 | 0 | 0 | .219 | |
| Mar 21 | KANSAS STATE | *c | 3 | 1 | 2 | 0 | 0 | 0 | 0 | 1 | 0 | 0 | 0 | 0 | 0 | 0 | 0 | 10 | 0 | 0 | .257 | |
| Mar 22 | KANSAS STATE | *c | 4 | 0 | 1 | 0 | 0 | 0 | 0 | 0 | 0 | 1 | 0 | 0 | 0 | 0 | 1 | 7 | 0 | 0 | .256 | |
| Mar 25 | UT ARLINGTON | ph/c | 1 | 0 | 0 | 0 | 0 | 0 | 0 | 0 | 0 | 0 | 0 | 0 | 0 | 0 | 1 | 0 | 0 | 0 | .250 | |
| Mar 28 | at Arizona | pr | 0 | 1 | 0 | 0 | 0 | 0 | 0 | 0 | 0 | 0 | 0 | 0 | 0 | 0 | 0 | 0 | 0 | 0 | .250 | |
| Mar 29 | at Arizona | *c | 3 | 0 | 2 | 1 | 0 | 0 | 0 | 0 | 0 | 1 | 0 | 1 | 0 | 0 | 0 | 9 | 0 | 0 | .279 | |
| Apr 01 | HCU | *c | 3 | 0 | 0 | 0 | 0 | 0 | 0 | 0 | 0 | 0 | 0 | 0 | 0 | 0 | 1 | 6 | 0 | 0 | .261 | |
| Apr 05 | HOUSTON | *c | 4 | 0 | 2 | 1 | 1 | 0 | 0 | 0 | 0 | 0 | 0 | 0 | 0 | 0 | 0 | 1 | 9 | 3 | .280 | |
| Apr 06 | HOUSTON | *c | 3 | 0 | 2 | 1 | 0 | 0 | 0 | 1 | 1 | 0 | 0 | 0 | 0 | 0 | 0 | 9 | 1 | 0 | .302 | |
| Apr 08 | TEXAS STATE | *c | 1 | 0 | 0 | 0 | 0 | 0 | 0 | 0 | 0 | 0 | 0 | 0 | 0 | 0 | 0 | 3 | 0 | 0 | .296 | |
| Apr 12 | at Texas Tech | *c | 5 | 1 | 1 | 1 | 0 | 0 | 0 | 0 | 0 | 0 | 0 | 0 | 0 | 0 | 1 | 7 | 0 | 0 | .288 | |
| Apr 15 | at UT Arlington | *c | 4 | 0 | 2 | 2 | 1 | 0 | 0 | 1 | 0 | 0 | 0 | 0 | 0 | 0 | 0 | 13 | 1 | 0 | .302 | |
| Apr 17 | UTAH | *c | 3 | 0 | 0 | 0 | 0 | 0 | 0 | 0 | 0 | 0 | 0 | 0 | 0 | 0 | 0 | 8 | 0 | 0 | .288 | |
| Apr 22 | HCU | *c | 3 | 1 | 2 | 2 | 1 | 0 | 0 | 1 | 0 | 0 | 0 | 0 | 0 | 0 | 0 | 8 | 3 | 0 | .304 | |
| Apr 25 | at TCU | *c | 3 | 0 | 0 | 0 | 0 | 0 | 0 | 0 | 0 | 0 | 0 | 0 | 0 | 0 | 0 | 6 | 2 | 0 | .292 | |
| Apr 27 | at TCU | *c | 2 | 0 | 0 | 0 | 0 | 0 | 0 | 1 | 0 | 0 | 0 | 1 | 0 | 0 | 1 | 11 | 0 | 0 | .284 | |
| Apr 29 | at Sam Houston | *c | 2 | 0 | 0 | 1 | 0 | 0 | 0 | 0 | 0 | 0 | 0 | 1 | 1 | 0 | 0 | 11 | 0 | 0 | .276 | |
| May 02 | ARIZONA STATE | *c | 3 | 1 | 1 | 0 | 0 | 0 | 0 | 1 | 1 | 0 | 0 | 0 | 0 | 0 | 1 | 6 | 1 | 1 | .278 | |
| May 04 | ARIZONA STATE | *c | 3 | 0 | 0 | 0 | 0 | 0 | 0 | 1 | 0 | 0 | 0 | 1 | 0 | 0 | 0 | 5 | 2 | 0 | .268 | |
| May 06 | UTRGV | *c | 3 | 3 | 2 | 4 | 0 | 0 | 1 | 1 | 1 | 1 | 0 | 0 | 0 | 0 | 0 | 8 | 2 | 0 | .282 | |
| Totals | | | 26gs | 85 | 12 | 24 | 16 | 4 | 0 | 1 | 15 | 4 | 3 | 1 | 6 | 1 | 2 | 11 | 222 | 21 | 1 | .282 |

On base pct. .392 • Slugging pct. .365

BROADCAST NOTES

- Has played in 129 career games with Baylor, the most on the team.
- First home run of 2025 was first-career grand slam in nine-run inning vs. UTRGV (5/6/25).
- Collected his 100th career hit at UTA (4/15/25) as part of multi-hit performance, including game-winning RBI double.
- Logged back-to-back multi-hit games against Sam Houston and Kansas (3/11/25, 3/15/25).
- Had multi-hit games in both of his starts against Houston (4/5-6).
- Has caught eight of 24 attempted basestealers so far in 2025.

| CASTLE'S CAREER STATS | | | | | | | | | | | | | | | | | | | | | | |
|-----------------------|------|---------|-----|----|-----|----|----|----|-----|------|----|-----|----|-----|------|----|----|----|-----|----|----|------|
| Season | AVG. | GP-GS | AB | R | H | 2B | 3B | HR | RBI | SLG% | BB | HBP | SO | GDP | OB% | SF | SH | SB | PO | A | E | FLD% |
| 2022 | .262 | 16-12 | 42 | 8 | 11 | 2 | 1 | 0 | 6 | .357 | 3 | 3 | 6 | 1 | .354 | 0 | 0 | 0 | 114 | 7 | 4 | .968 |
| 2023 | .299 | 40-30 | 117 | 23 | 35 | 5 | 1 | 1 | 13 | .385 | 9 | 3 | 16 | 2 | .364 | 0 | 0 | 2 | 240 | 28 | 6 | .978 |
| 2024 | .273 | 43-37 | 132 | 21 | 36 | 7 | 0 | 0 | 24 | .326 | 8 | 4 | 21 | 0 | .331 | 1 | 8 | 3 | 307 | 31 | 1 | .997 |
| 2025 | .282 | 30-26 | 85 | 12 | 24 | 4 | 0 | 1 | 16 | .365 | 15 | 1 | 11 | 2 | .392 | 1 | 6 | 4 | 222 | 21 | 1 | .996 |
| TOTAL | .282 | 129-105 | 376 | 64 | 106 | 18 | 2 | 2 | 59 | .356 | 35 | 11 | 54 | 5 | .358 | 2 | 14 | 9 | 883 | 87 | 12 | .988 |



30 - GABE CRAIG

RHP • R/R • 6-5 • 209 • R-SR. • 3RD YEAR AT BU
TYLER, TEXAS (TYLER JC)

2025 SEASON HIGHS

Starter Innings: N/A
Relief Innings: 2.0, 4x, last vs. Arizona State (5/2/25)
Strikeouts: 5, at TCU (4/27/25)
Scoreless Appearance Streak: 9 games, 4/4/25-present

CAREER HIGHS

Starter Innings: N/A
Relief Innings: 2.1, at Kansas (3/31/23)
Strikeouts: 5, at TCU (4/27/25)
Scoreless Appearance Streak: 9 games, 2x, last 4/4/25-present

THE CRAIG FILE

- Nickname is “Gaber” or “Slideman”
- Son of Sherry Craig
- Has five siblings: Brandon, Ben, Katherine, Nate and Faith
- Graduated with degree in corporate communication
- Currently pursuing a master’s in sports management
- Favorite team is the Texas Rangers
- Favorite player is Adrian Beltre
- Enjoys hunting and wakesurfing outside of baseball
- Entrance Music: “Married to the Game” by Future

2025 GAME-BY-GAME

2025 Baylor Bears Baseball
Individual Game-by-Game for Baylor (as of May 07, 2025)

| #30 Craig, Gabe - 6 games (All games) | | | | | | | | | | | | | | | | | | | | | | |
|---------------------------------------|-----------------|-----|----|---|---|-----|----|----|----|----|----|----|-----|-----|----|-----|---|----|---|---|------|------|
| Date | Opponent | Pos | AB | R | H | RBI | 2B | 3B | HR | BB | SB | CS | HBP | SAC | SF | GDP | K | PO | A | E | Avg | |
| Feb 23 | GONZAGA | p | 0 | 0 | 0 | 0 | 0 | 0 | 0 | 0 | 0 | 0 | 0 | 0 | 0 | 0 | 0 | 0 | 0 | 1 | .000 | |
| Mar 08 | LOYOLA MARYMOUN | p | 0 | 0 | 0 | 0 | 0 | 0 | 0 | 0 | 0 | 0 | 0 | 0 | 0 | 0 | 0 | 0 | 0 | 1 | .000 | |
| Mar 25 | UT ARLINGTON | p | 0 | 0 | 0 | 0 | 0 | 0 | 0 | 0 | 0 | 0 | 0 | 0 | 0 | 0 | 0 | 0 | 1 | 0 | .000 | |
| Mar 29 | at Arizona | p | 0 | 0 | 0 | 0 | 0 | 0 | 0 | 0 | 0 | 0 | 0 | 0 | 0 | 0 | 0 | 0 | 0 | 1 | .000 | |
| Apr 13 | at Texas Tech | p | 0 | 0 | 0 | 0 | 0 | 0 | 0 | 0 | 0 | 0 | 0 | 0 | 0 | 0 | 0 | 0 | 0 | 1 | .000 | |
| Apr 15 | at UT Arlington | p | 0 | 0 | 0 | 0 | 0 | 0 | 0 | 0 | 0 | 0 | 0 | 0 | 0 | 0 | 0 | 0 | 0 | 1 | .000 | |
| Totals | | Ogs | 0 | 0 | 0 | 0 | 0 | 0 | 0 | 0 | 0 | 0 | 0 | 0 | 0 | 0 | 0 | 0 | 1 | 4 | 1 | .000 |

On base pct. .000 • Slugging pct. .000

| #30 Craig, Gabe - 21 appearances (All games) | | | | | | | | | | | | | | | | | | | | | |
|--|-----------------|----|------|----|---|----|----|----|----|----|----|----|----|-----|-----|--------|-----|-----|------|------|----|
| Date | Opponent | GS | IP | H | R | ER | BB | SO | 2B | 3B | HR | WP | BK | HBP | IBB | Score | W-L | Sv | ERA | NP | |
| Feb 15 | YOUNGSTOWN STAT | | 1.0 | 0 | 0 | 0 | 0 | 2 | 0 | 0 | 0 | 0 | 0 | 0 | 0 | 12-4 | 0-0 | 0 | 0.00 | 10 | |
| Feb 18 | UTSA | | 1.0 | 2 | 0 | 0 | 0 | 2 | 0 | 0 | 0 | 1 | 0 | 0 | 0 | 5-0 | 0-0 | 0 | 0.00 | 22 | |
| Feb 22 | GONZAGA | | 1.0 | 0 | 0 | 0 | 1 | 0 | 0 | 0 | 0 | 0 | 0 | 0 | 0 | 5-2 | 0-0 | 1 | 0.00 | 14 | |
| Feb 23 | GONZAGA | | 1.0 | 2 | 2 | 1 | 0 | 0 | 0 | 0 | 0 | 0 | 0 | 0 | 0 | 7-8 | 0-0 | 1 | 2.25 | 19 | |
| Mar 01 | vs Ohio State | | 1.0 | 0 | 0 | 0 | 0 | 0 | 0 | 0 | 0 | 0 | 0 | 1 | 0 | 8-6 | 0-0 | 2 | 1.80 | 15 | |
| Mar 08 | LOYOLA MARYMOUN | | 1.1 | 0 | 0 | 0 | 0 | 3 | 0 | 0 | 0 | 0 | 0 | 0 | 0 | 6-3 | 0-0 | 3 | 1.42 | 17 | |
| Mar 11 | SAM HOUSTON | | 0.2 | 0 | 0 | 0 | 0 | 2 | 0 | 0 | 0 | 0 | 0 | 0 | 0 | 9-2 | 0-0 | 3 | 1.29 | 12 | |
| Mar 16 | at Kansas | | 1.0 | 0 | 0 | 0 | 0 | 3 | 0 | 0 | 0 | 0 | 0 | 0 | 0 | 9-7 | 0-0 | 4 | 1.12 | 13 | |
| Mar 25 | UT ARLINGTON | | 1.0 | 1 | 0 | 0 | 0 | 2 | 0 | 0 | 0 | 0 | 0 | 0 | 0 | 13-4 | 0-0 | 4 | 1.00 | 12 | |
| Mar 28 | at Arizona | | 1.0 | 0 | 0 | 0 | 0 | 1 | 0 | 0 | 0 | 0 | 0 | 0 | 0 | 8-5 | 0-0 | 5 | 0.90 | 11 | |
| Mar 29 | at Arizona | | 1.0 | 1 | 0 | 0 | 0 | 2 | 0 | 0 | 0 | 0 | 0 | 0 | 0 | 6-3 | 0-0 | 6 | 0.82 | 12 | |
| Apr 04 | HOUSTON | | 0.2 | 1 | 1 | 1 | 0 | 1 | 0 | 0 | 0 | 0 | 0 | 1 | 0 | 4-7 | 0-0 | 6 | 1.54 | 12 | |
| Apr 06 | HOUSTON | | 1.0 | 0 | 0 | 0 | 0 | 2 | 0 | 0 | 0 | 0 | 0 | 0 | 0 | 2-4 | 0-0 | 6 | 1.42 | 12 | |
| Apr 13 | at Texas Tech | | 2.0 | 1 | 0 | 0 | 0 | 3 | 0 | 0 | 0 | 0 | 0 | 0 | 0 | 8-9 | 0-0 | 6 | 1.23 | 25 | |
| Apr 15 | at UT Arlington | | 2.0 | 0 | 0 | 0 | 0 | 1 | 3 | 0 | 0 | 0 | 1 | 0 | 0 | 1 | 9-8 | 1-0 | 6 | 1.08 | 29 |
| Apr 18 | UTAH | | 1.1 | 0 | 0 | 0 | 0 | 3 | 0 | 0 | 0 | 0 | 0 | 0 | 0 | 4-3 | 2-0 | 6 | 1.00 | 15 | |
| Apr 22 | HCU | | 1.0 | 0 | 0 | 0 | 0 | 1 | 0 | 0 | 0 | 0 | 0 | 0 | 0 | 9-1 | 2-0 | 6 | 0.95 | 13 | |
| Apr 27 | at TCU | | 2.0 | 1 | 0 | 0 | 0 | 5 | 0 | 0 | 0 | 0 | 0 | 0 | 0 | 6-3 | 2-0 | 7 | 0.86 | 28 | |
| May 02 | ARIZONA STATE | | 2.0 | 0 | 0 | 0 | 0 | 1 | 4 | 0 | 0 | 0 | 0 | 1 | 0 | 7-4 | 2-0 | 8 | 0.78 | 32 | |
| May 04 | ARIZONA STATE | | 1.0 | 1 | 0 | 0 | 0 | 2 | 0 | 0 | 0 | 0 | 0 | 0 | 0 | 6-8 | 2-0 | 8 | 0.75 | 12 | |
| May 06 | UTRGV | | 1.0 | 1 | 0 | 0 | 0 | 1 | 0 | 0 | 0 | 0 | 0 | 0 | 0 | 10-7 | 2-0 | 9 | 0.72 | 13 | |
| Totals | | 0 | 25.0 | 11 | 3 | 2 | 3 | 42 | 0 | 0 | 0 | 3 | 0 | 3 | 1 | 153-98 | 2-0 | 9 | 0.72 | - | |

BROADCAST NOTES

- 19 of his 21 outings so far in 2025 have been scoreless.
- Currently boasts a 13.1 scoreless inning streak.
- Owns a 13.67:1 K to BB ratio.
- Named to College Baseball Foundation National Pitcher of the Year Watch List and NCBWA Stopper of the Year Midseason Watch List.
- Earned his first save of the season vs. Gonzaga (2/22/25).
- Picked up his second save of the year against Ohio State (3/1/25).
- Struck out the side in the ninth as part of four-out save on vs. LMU (3/8/25).
- Fanned the side in order at Kansas in series finale (3/16/25) for fourth save of the season.
- Collected two saves in weekend series victories at Arizona.
- Fanned five of the seven batters he faced in picking up a six-out save at TCU (4/27/25).
- Picked up his ninth save of the season vs. UTRGV (5/6/25), the most by a Bear since Troy Montemayor’s 11 in 2018.
- 12 of his 15 appearances in 2024 were scoreless.

| CRAIG'S CAREER STATS | | | | | | | | | | | | | | | | | | | | | | | *AT TEXAS A&M | | | | |
|----------------------|----------------------|-----|--------|----|-----|----|------|----|----|----|----|----|----|----|----|-----|-------|----|-----|----|-----|-----|---------------|--|--|--|--|
| Season | ERA | W-L | APP-GS | CG | SHO | SV | IP | H | R | ER | BB | SO | 2B | 3B | HR | BF | B/AVG | WP | HBP | BK | SFA | SHA | | | | | |
| 2020 | TYLER JUNIOR COLLEGE | | | | | | | | | | | | | | | | | | | | | | | | | | |
| 2021* | 7.71 | 0-0 | 4-0 | 0 | 0-0 | 0 | 2.1 | 1 | 2 | 2 | 4 | 1 | 1 | 0 | 0 | 12 | .125 | 0 | 0 | 0 | 0 | 0 | | | | | |
| 2022 | TYLER JUNIOR COLLEGE | | | | | | | | | | | | | | | | | | | | | | | | | | |
| 2023 | 6.75 | 0-0 | 18-0 | 0 | 0-1 | 2 | 13.1 | 13 | 11 | 10 | 7 | 17 | 2 | 0 | 1 | 65 | .245 | 3 | 5 | 0 | 0 | 0 | | | | | |
| 2024 | 3.09 | 1-0 | 14-0 | 0 | 0-0 | 0 | 11.2 | 8 | 5 | 4 | 11 | 17 | 3 | 0 | 0 | 56 | .195 | 3 | 3 | 0 | 0 | 1 | | | | | |
| 2025 | 0.72 | 2-0 | 21-0 | 0 | 0-1 | 9 | 25.0 | 11 | 3 | 2 | 3 | 42 | 0 | 0 | 0 | 90 | .134 | 3 | 3 | 0 | 0 | 2 | | | | | |
| TOTAL | 3.10 | 3-0 | 57-0 | 0 | 0-2 | 11 | 52.1 | 33 | 21 | 18 | 25 | 77 | 6 | 0 | 1 | 223 | .179 | 9 | 11 | 0 | 0 | 3 | | | | | |



48 - LUCAS DAVENPORT
RHP • R/R • 6-6 • 231 • R-SO. • 1ST YEAR AT BU
PROSPER, TEXAS (BLINN COLLEGE)

2025 SEASON HIGHS

Starter Innings: N/A
Relief Innings: 4.0, vs. Gonzaga (2/22/25)
Strikeouts: 4, 2x, last vs. LMU (3/8/25)
Scoreless Appearance Streak: 2 games, 4/4/25-4/6/25

CAREER HIGHS

Starter Innings: N/A
Relief Innings: 4.0, vs. Gonzaga (2/22/25)
Strikeouts: 4, 2x, last vs. LMU (3/8/25)
Scoreless Appearance Streak: 2 games, 4/4/25-4/6/25

THE DAVENPORT FILE

- Son of Lauren and Mays Davenport
- Has three siblings, Pearson, Logan and Aubrey
- Favorite team is the Texas Rangers
- Favorite player is Max Scherzer
- Majoring in finance
- All four of his great-grandparents attended Baylor
- Entrance Music: "Take It On The Run" by REO Speedwagon

2025 GAME-BY-GAME

2025 Baylor Bears Baseball
Individual Game-by-Game for Baylor (as of May 07, 2025)

#48 Davenport, Lucas - 6 games (All games)

| Date | Opponent | Pos | AB | R | H | RBI | 2B | 3B | HR | BB | SB | CS | HBP | SAC | SF | GDP | K | PO | A | E | Avg |
|--------|-----------------|-----|----|---|---|-----|----|----|----|----|----|----|-----|-----|----|-----|---|----|---|---|------|
| Mar 01 | vs Ohio State | p | 0 | 0 | 0 | 0 | 0 | 0 | 0 | 0 | 0 | 0 | 0 | 0 | 0 | 0 | 0 | 0 | 1 | 0 | .000 |
| Mar 08 | LOYOLA MARYMOUN | p | 0 | 0 | 0 | 0 | 0 | 0 | 0 | 0 | 0 | 0 | 0 | 0 | 0 | 0 | 0 | 0 | 1 | 0 | .000 |
| Mar 29 | at Arizona | p | 0 | 0 | 0 | 0 | 0 | 0 | 0 | 0 | 0 | 0 | 0 | 0 | 0 | 0 | 0 | 0 | 1 | 1 | .000 |
| Apr 04 | HOUSTON | p | 0 | 0 | 0 | 0 | 0 | 0 | 0 | 0 | 0 | 0 | 0 | 0 | 0 | 0 | 0 | 0 | 1 | 0 | .000 |
| Apr 06 | HOUSTON | p | 0 | 0 | 0 | 0 | 0 | 0 | 0 | 0 | 0 | 0 | 0 | 0 | 0 | 0 | 0 | 0 | 1 | 0 | .000 |
| May 04 | ARIZONA STATE | p | 0 | 0 | 0 | 0 | 0 | 0 | 0 | 0 | 0 | 0 | 0 | 0 | 0 | 0 | 0 | 0 | 1 | 0 | .000 |
| Totals | | Ogs | 0 | 0 | 0 | 0 | 0 | 0 | 0 | 0 | 0 | 0 | 0 | 0 | 0 | 0 | 0 | 2 | 5 | 1 | .000 |

On base pct. .000 • Slugging pct. .000

#48 Davenport, Lucas - 13 appearances (All games)

| Date | Opponent | GS | IP | H | R | ER | BB | SO | 2B | 3B | HR | WP | BK | HBP | IBB | Score | W-L | Sv | ERA | NP |
|--------|-----------------|----|------|----|----|----|----|----|----|----|----|----|----|-----|-----|-------|-----|----|------|----|
| Feb 15 | YOUNGSTOWN STAT | | 1.1 | 1 | 2 | 0 | 2 | 2 | 0 | 0 | 0 | 0 | 0 | 0 | 0 | 16-4 | 0-0 | 0 | 0.00 | 44 |
| Feb 22 | GONZAGA | | 4.0 | 1 | 0 | 0 | 0 | 3 | 0 | 0 | 0 | 0 | 0 | 0 | 0 | 5-2 | 1-0 | 0 | 0.00 | 54 |
| Mar 01 | vs Ohio State | | 2.2 | 3 | 3 | 2 | 1 | 4 | 0 | 0 | 1 | 1 | 0 | 0 | 0 | 8-6 | 1-0 | 0 | 2.25 | 47 |
| Mar 08 | LOYOLA MARYMOUN | | 3.2 | 2 | 1 | 1 | 0 | 4 | 0 | 0 | 0 | 0 | 0 | 0 | 0 | 6-3 | 2-0 | 0 | 2.31 | 48 |
| Mar 15 | at Kansas | | 3.1 | 5 | 3 | 3 | 1 | 2 | 1 | 0 | 1 | 0 | 0 | 0 | 0 | 7-14 | 2-0 | 0 | 3.60 | 55 |
| Mar 22 | KANSAS STATE | | 3.0 | 6 | 3 | 2 | 2 | 3 | 1 | 0 | 1 | 0 | 0 | 0 | 0 | 4-14 | 2-0 | 0 | 4.00 | 54 |
| Mar 29 | at Arizona | | 2.1 | 1 | 1 | 0 | 3 | 2 | 1 | 0 | 1 | 0 | 0 | 0 | 0 | 6-3 | 2-0 | 0 | 3.54 | 52 |
| Apr 04 | HOUSTON | | 2.0 | 1 | 0 | 0 | 1 | 0 | 0 | 0 | 0 | 0 | 0 | 0 | 0 | 4-7 | 2-0 | 0 | 3.22 | 19 |
| Apr 06 | HOUSTON | | 2.0 | 0 | 0 | 0 | 0 | 2 | 0 | 0 | 0 | 0 | 0 | 0 | 0 | 2-4 | 2-0 | 0 | 2.96 | 26 |
| Apr 13 | at Texas Tech | | 3.0 | 7 | 5 | 5 | 1 | 0 | 0 | 0 | 1 | 0 | 0 | 0 | 0 | 8-9 | 2-1 | 0 | 4.28 | 50 |
| Apr 17 | UTAH | | 1.2 | 3 | 2 | 2 | 1 | 1 | 0 | 0 | 0 | 0 | 0 | 0 | 0 | 1-13 | 2-1 | 0 | 4.66 | 21 |
| Apr 27 | at TCU | | 3.2 | 3 | 0 | 0 | 0 | 2 | 0 | 0 | 0 | 0 | 0 | 0 | 0 | 6-3 | 3-1 | 0 | 4.13 | 38 |
| May 04 | ARIZONA STATE | | 2.2 | 3 | 2 | 0 | 0 | 3 | 1 | 0 | 0 | 1 | 0 | 0 | 0 | 6-8 | 3-1 | 0 | 3.82 | 37 |
| Totals | | 0 | 35.1 | 36 | 22 | 15 | 11 | 29 | 3 | 0 | 4 | 2 | 0 | 0 | 0 | 79-90 | 3-1 | 0 | 3.82 | - |

BROADCAST NOTES

- Dealt 3.2 scoreless innings of relief on Sunday at TCU (4/27/25) and collected his third win of the season.
- Made two scoreless appearances in relief against Houston (4/4, 4/6).
- Struck out a season-high four batters against Ohio State on March 1 and against LMU on March 8.
- Picked up second win against LMU (3/8/25).
- Made a scoreless appearance across four innings of work against Gonzaga (2/22/25), earning first career win.
- Made Baylor debut against YSU (2/15/25) Game 1.

| DAVENPORT'S CAREER STATS *AT TEXAS A&M | | | | | | | | | | | | | | | | | | | | | | |
|--|---------------|-----|--------|----|-----|----|------|----|----|----|----|----|----|----|----|-----|-------|----|-----|----|-----|-----|
| Season | ERA | W-L | APP-GS | CG | SHO | SV | IP | H | R | ER | BB | SO | 2B | 3B | HR | BF | B/AVG | WP | HBP | BK | SFA | SHA |
| 2023* | DID NOT PLAY | | | | | | | | | | | | | | | | | | | | | |
| 2024 | BLINN COLLEGE | | | | | | | | | | | | | | | | | | | | | |
| 2025 | 3.82 | 3-1 | 13-0 | 0 | 0-0 | 0 | 35.1 | 36 | 22 | 15 | 11 | 29 | 3 | 0 | 4 | 158 | .250 | 2 | 0 | 0 | 3 | 0 |
| TOTAL | 3.82 | 3-1 | 13-0 | 0 | 0-0 | 0 | 35.1 | 36 | 22 | 15 | 11 | 29 | 3 | 0 | 4 | 158 | .250 | 2 | 0 | 0 | 3 | 0 |



44 - WILL GLATCH

RHP • R/R • 6-2 • 214 • SR. • 2ND YEAR AT BU
FRISCO, TEXAS (MCLENNAN CC)

2025 SEASON HIGHS

Starter Innings: N/A

Relief Innings: 3.0, vs. Gonzaga (2/23/25)

Strikeouts: 3, 3x, last vs. UTA (3/25/25)

Scoreless Appearance Streak: 8 games, 2/15/25-3/25/25

CAREER HIGHS

Starter Innings: N/A

Relief Innings: 3.0, vs. Gonzaga (2/23/25)

Strikeouts: 3, 3x, last vs. UTA (3/25/25)

Scoreless Appearance Streak: 8 games, 2/15/25-3/25/25

THE GLATCH FILE

- Son of Luann and Bill Glatch
- Has two sisters, Laurel and Adeline
- Both his parents are Baylor graduates
- Favorite team is the Texas Rangers
- Favorite player is Freddie Freeman
- Majoring in accounting
- Entrance Music: "Gimme Three Steps" by Lynyrd Skynyrd

2025 GAME-BY-GAME

2025 Baylor Bears Baseball
Individual Game-by-Game for Baylor (as of May 07, 2025)

#44 Glatch, Will - 4 games (All games)

| Date | Opponent | Pos | AB | R | H | RBI | 2B | 3B | HR | BB | SB | CS | HBP | SAC | SF | GDP | K | PO | A | E | Avg |
|--------|---------------|-----|----|---|---|-----|----|----|----|----|----|----|-----|-----|----|-----|---|----|---|---|------|
| Feb 23 | GONZAGA | p | 0 | 0 | 0 | 0 | 0 | 0 | 0 | 0 | 0 | 0 | 0 | 0 | 0 | 0 | 0 | 0 | 1 | 0 | .000 |
| Mar 23 | KANSAS STATE | p | 0 | 0 | 0 | 0 | 0 | 0 | 0 | 0 | 0 | 0 | 0 | 0 | 0 | 0 | 0 | 0 | 0 | 0 | .000 |
| Mar 28 | at Arizona | p | 0 | 0 | 0 | 0 | 0 | 0 | 0 | 0 | 0 | 0 | 0 | 0 | 0 | 0 | 0 | 0 | 1 | 0 | .000 |
| Apr 13 | at Texas Tech | p | 0 | 0 | 0 | 0 | 0 | 0 | 0 | 0 | 0 | 0 | 0 | 0 | 0 | 0 | 0 | 0 | 1 | 0 | .000 |
| Totals | | Ogs | 0 | 0 | 0 | 0 | 0 | 0 | 0 | 0 | 0 | 0 | 0 | 0 | 0 | 0 | 0 | 0 | 3 | 0 | .000 |

On base pct. .000 • Slugging pct. .000

#44 Glatch, Will - 16 appearances (All games)

| Date | Opponent | GS | IP | H | R | ER | BB | SO | 2B | 3B | HR | WP | BK | HBP | IBB | Score | W-L | Sv | ERA | NP |
|--------|-----------------|----|------|----|----|----|----|----|----|----|----|----|----|-----|-----|--------|-----|----|------|----|
| Feb 15 | YOUNGSTOWN STAT | | 1.2 | 0 | 0 | 0 | 1 | 1 | 0 | 0 | 0 | 0 | 0 | 0 | 0 | 16-4 | 0-0 | 1 | 0.00 | 26 |
| Feb 23 | GONZAGA | | 3.0 | 2 | 0 | 0 | 0 | 2 | 1 | 0 | 0 | 0 | 0 | 0 | 0 | 7-8 | 0-0 | 1 | 0.00 | 40 |
| Feb 28 | vs Oregon State | | 1.0 | 0 | 0 | 0 | 0 | 1 | 0 | 0 | 0 | 0 | 0 | 0 | 0 | 3-4 | 0-0 | 1 | 0.00 | 10 |
| Mar 07 | LOYOLA MARYMOUN | | 2.2 | 0 | 0 | 0 | 0 | 3 | 0 | 0 | 0 | 0 | 0 | 0 | 0 | 9-4 | 0-0 | 1 | 0.00 | 28 |
| Mar 11 | SAM HOUSTON | | 1.0 | 1 | 0 | 0 | 0 | 2 | 0 | 0 | 0 | 0 | 0 | 0 | 0 | 9-2 | 0-0 | 1 | 0.00 | 13 |
| Mar 16 | at Kansas | | 2.1 | 0 | 0 | 0 | 1 | 3 | 0 | 0 | 0 | 0 | 0 | 1 | 0 | 9-7 | 1-0 | 1 | 0.00 | 31 |
| Mar 23 | KANSAS STATE | | 1.1 | 0 | 0 | 0 | 0 | 0 | 0 | 0 | 0 | 0 | 0 | 0 | 0 | 19-4 | 1-0 | 1 | 0.00 | 10 |
| Mar 25 | UT ARLINGTON | | 1.0 | 0 | 0 | 0 | 0 | 3 | 0 | 0 | 0 | 0 | 0 | 0 | 0 | 13-4 | 1-0 | 1 | 0.00 | 13 |
| Mar 28 | at Arizona | | 2.2 | 3 | 1 | 1 | 0 | 2 | 0 | 0 | 0 | 0 | 0 | 0 | 0 | 8-5 | 2-0 | 1 | 0.54 | 36 |
| Apr 01 | HCU | | 1.1 | 4 | 1 | 1 | 0 | 2 | 1 | 0 | 0 | 1 | 0 | 0 | 0 | 3-2 | 3-0 | 1 | 1.00 | 27 |
| Apr 04 | HOUSTON | | 0.1 | 1 | 4 | 0 | 2 | 0 | 0 | 0 | 0 | 0 | 0 | 0 | 0 | 4-7 | 3-1 | 1 | 0.98 | 22 |
| Apr 06 | HOUSTON | | 1.0 | 0 | 0 | 0 | 0 | 1 | 0 | 0 | 0 | 0 | 0 | 0 | 0 | 2-4 | 3-1 | 1 | 0.93 | 11 |
| Apr 11 | at Texas Tech | | 1.0 | 2 | 4 | 1 | 2 | 1 | 0 | 0 | 0 | 0 | 0 | 0 | 0 | 2-9 | 3-2 | 1 | 1.33 | 33 |
| Apr 13 | at Texas Tech | | 0.2 | 1 | 0 | 0 | 0 | 0 | 0 | 0 | 0 | 0 | 0 | 0 | 0 | 8-9 | 3-2 | 1 | 1.29 | 11 |
| Apr 19 | UTAH | | 1.0 | 1 | 0 | 0 | 0 | 0 | 1 | 0 | 0 | 0 | 0 | 0 | 0 | 9-0 | 3-2 | 1 | 1.23 | 11 |
| Apr 22 | HCU | | 1.0 | 0 | 0 | 0 | 0 | 2 | 0 | 0 | 0 | 0 | 0 | 0 | 0 | 9-1 | 3-2 | 1 | 1.17 | 16 |
| Totals | | 0 | 23.0 | 15 | 10 | 3 | 6 | 23 | 3 | 0 | 0 | 1 | 0 | 1 | 0 | 130-74 | 3-2 | 1 | 1.17 | - |

BROADCAST NOTES

- Began the year with eight scoreless outings (14.0 IP).
- Has racked up 2+ strikeouts in eight appearances this season.
- Was fantastic in relief at Kansas (3/16/25), tossing 2.1 scoreless frames with three strikeouts.
- Was excellent in relief vs. Gonzaga (2/23/25), tossing three scoreless innings.
- Made Baylor debut vs. Tennessee (2/18/24).

| GLATCH'S CAREER STATS | | | | | | | | | | | | | | | | | | | | | | |
|-----------------------|-------------|-----|--------|----|-----|----|------|----|----|----|----|----|----|----|----|-----|-------|----|-----|----|-----|-----|
| Season | ERA | W-L | APP-GS | CG | SHO | SV | IP | H | R | ER | BB | SO | 2B | 3B | HR | BF | B/AVG | WP | HBP | BK | SFA | SHA |
| 2022 | MCLENNAN CC | | | | | | | | | | | | | | | | | | | | | |
| 2023 | MCLENNAN CC | | | | | | | | | | | | | | | | | | | | | |
| 2024 | 18.00 | 0-0 | 5-0 | 0 | 0-0 | 0 | 3.0 | 8 | 7 | 6 | 4 | 4 | 1 | 0 | 2 | 22 | .500 | 0 | 1 | 0 | 0 | 1 |
| 2025 | 1.17 | 3-2 | 16-0 | 0 | 0-1 | 1 | 23.0 | 15 | 10 | 3 | 6 | 23 | 3 | 0 | 0 | 92 | .176 | 1 | 1 | 0 | 0 | 0 |
| TOTAL | 3.12 | 3-2 | 21-0 | 0 | 0-1 | 1 | 26.0 | 23 | 17 | 9 | 10 | 27 | 4 | 0 | 2 | 114 | .228 | 1 | 2 | 0 | 0 | 1 |



12 - MASON GREEN

LHP • R/L • 6-2 • 218 • SO. • 2ND YEAR AT BU
CYPRESS, TEXAS (CY WOODS HS)

2025 SEASON HIGHS

Starter Innings: 4.0, last: vs. Arizona State (5/2/25)
Relief Innings: N/A
Strikeouts: 3, vs. Texas State (4/8/25)
Scoreless Appearance Streak: 1,3x, last 5/2/25

CAREER HIGHS

Starter Innings: 6.0, vs Texas Tech (3/17/24)
Relief Innings: 4.1, at West Virginia (4/26/24)
Strikeouts: 6, vs. Cincinnati (3/28/24)
Scoreless Appearance Streak: 1, 3x, last 5/2/25

THE GREEN FILE

- Nickname is "Greenie"
- Son of Debra and Phillip Green
- Has a sister, Faithe
- Majoring in business
- Favorite team is the Houston Astros
- Favorite player is Jacob deGrom
- Enjoys going mudding
- Entrance Music: "Been A Long Time" by Black Label Society

2024 GAME-BY-GAME

2025 Baylor Bears Baseball
Individual Game-by-Game for Baylor (as of May 07, 2025)

| #12 Green, Mason - 5 appearances (All games) | | | | | | | | | | | | | | | | | | | | | |
|--|---------------|----|-----|---|---|----|----|----|----|----|----|----|----|-----|-----|-------|-----|----|------|----|--|
| Date | Opponent | GS | IP | H | R | ER | BB | SO | 2B | 3B | HR | WP | BK | HBP | IBB | Score | W-L | Sv | ERA | NP | |
| Apr 08 | TEXAS STATE | * | 1.0 | 1 | 0 | 0 | 1 | 3 | 0 | 0 | 0 | 0 | 0 | 0 | 0 | 2-6 | 0-0 | 0 | 0.00 | 25 | |
| Apr 13 | at Texas Tech | * | 3 | 3 | 3 | 2 | 1 | 0 | 0 | 0 | 0 | 0 | 0 | 0 | 0 | 8-9 | 0-0 | 0 | 9.00 | 22 | |
| Apr 19 | UTAH | * | 3.0 | 0 | 0 | 0 | 1 | 1 | 0 | 0 | 0 | 0 | 0 | 0 | 0 | 9-0 | 0-0 | 0 | 3.60 | 39 | |
| Apr 25 | at TCU | * | 0.2 | 2 | 4 | 4 | 2 | 1 | 0 | 0 | 0 | 0 | 0 | 1 | 0 | 2-7 | 0-1 | 0 | 9.53 | 42 | |
| May 02 | ARIZONA STATE | * | 4.0 | 0 | 0 | 0 | 1 | 1 | 0 | 0 | 0 | 0 | 0 | 0 | 0 | 7-4 | 0-1 | 0 | 5.59 | 37 | |
| Totals | | 5 | 9.2 | 6 | 7 | 6 | 6 | 6 | 0 | 0 | 0 | 0 | 0 | 1 | 0 | 28-26 | 0-1 | 0 | 5.59 | - | |

BROADCAST NOTES

- 2025:
- Made season debut vs. Texas State (4/8/25), striking out three in a scoreless inning.
 - Couldn't escape the second inning at Texas Tech (4/13/25) after a clean first inning in second start of the season.
 - Pitched three hitless innings to start vs. Utah (4/19/25) with a strikeout.
 - Threw four hitless innings against ASU (5/2/25).
- 2024:
- Named Big 12 Newcomer of the Week after a dazzling start vs. Texas Tech (3/17/24)

| GREEN'S CAREER STATS | | | | | | | | | | | | | | | | | | | | | | |
|----------------------|------|-----|--------|----|-----|----|------|----|----|----|----|----|----|----|----|-----|-------|----|-----|----|-----|-----|
| Season | ERA | W-L | APP-GS | CG | SHO | SV | IP | H | R | ER | BB | SO | 2B | 3B | HR | BF | B/AVG | WP | HBP | BK | SFA | SHA |
| 2024 | 7.20 | 2-6 | 15-8 | 0 | 0-0 | 0 | 40.0 | 47 | 35 | 32 | 19 | 38 | 6 | 1 | 8 | 185 | .299 | 6 | 4 | 0 | 3 | 2 |
| 2025 | 5.59 | 0-1 | 5-5 | 0 | 0-1 | 0 | 9.2 | 6 | 7 | 6 | 6 | 6 | 0 | 0 | 0 | 42 | .171 | 0 | 1 | 0 | 0 | 0 |
| TOTAL | 6.89 | 2-7 | 20-13 | 0 | 0-1 | 0 | 49.2 | 53 | 42 | 38 | 25 | 44 | 6 | 1 | 8 | 227 | .276 | 6 | 5 | 0 | 3 | 2 |



50 - PATRICK HAIL
RHP • R/R • 6-6 • 250 • R-SR. • 2ND YEAR AT BU
ARLINGTON, TEXAS (LAMAR)

2025 SEASON HIGHS

Starter Innings: N/A
Relief Innings: 2.2, at TCU (4/25/25)
Strikeouts: 3, vs. Sam Houston (3/11/25)
Scoreless Appearance Streak: 4 games, 2/15/25-3/11/25

CAREER HIGHS *AT LAMAR

Starter Innings: 5.2, at Southeastern Louisiana (4/30/23)*
Relief Innings: 4.0, at TCU (4/18/23)*
Strikeouts: 6, at TCU (4/18/23)*
Scoreless Appearance Streak: 6 games, 2/26/23-3/21/23*

THE HAIL FILE

- Nickname is “Patty”
- Son of Susan and Michael Hail
- Has two siblings, Sarah and Christopher
- Currently pursuing a master’s in sports management
- Favorite team is the Texas Rangers
- Favorite player is Corey Seager
- Enjoys fishing
- Entrance Music: “Everytime We Touch” by Cascada

2025 GAME-BY-GAME

2025 Baylor Bears Baseball
Individual Game-by-Game for Baylor (as of May 07, 2025)

#50 Hail, Patrick - 4 games (All games)

| Date | Opponent | Pos | AB | R | H | RBI | 2B | 3B | HR | BB | SB | CS | HBP | SAC | SF | GDP | K | PO | A | E | Avg |
|--------|----------------|-----|----|---|---|-----|----|----|----|----|----|----|-----|-----|----|-----|---|----|---|---|------|
| Feb 23 | GONZAGA | p | 0 | 0 | 0 | 0 | 0 | 0 | 0 | 0 | 0 | 0 | 0 | 0 | 0 | 0 | 0 | 1 | 0 | 0 | .000 |
| Mar 18 | at Texas State | p | 0 | 0 | 0 | 0 | 0 | 0 | 0 | 0 | 0 | 0 | 0 | 0 | 0 | 0 | 0 | 0 | 1 | 0 | .000 |
| Apr 06 | HOUSTON | p | 0 | 0 | 0 | 0 | 0 | 0 | 0 | 0 | 0 | 0 | 0 | 0 | 0 | 0 | 0 | 0 | 1 | 0 | .000 |
| Apr 17 | UTAH | p | 0 | 0 | 0 | 0 | 0 | 0 | 0 | 0 | 0 | 0 | 0 | 0 | 0 | 0 | 0 | 0 | 1 | 0 | .000 |
| Totals | | Ogs | 0 | 0 | 0 | 0 | 0 | 0 | 0 | 0 | 0 | 0 | 0 | 0 | 0 | 0 | 0 | 2 | 2 | 0 | .000 |

On base pct. .000 • Slugging pct. .000

#50 Hail, Patrick - 15 appearances (All games)

| Date | Opponent | GS | IP | H | R | ER | BB | SO | 2B | 3B | HR | WP | BK | HBP | IBB | Score | W-L | Sv | ERA | NP |
|--------|-----------------|-----|------|----|----|----|----|----|----|----|----|----|----|-----|-----|--------|-----|----|------|----|
| Feb 15 | YOUNGSTOWN STAT | 1.0 | 0 | 0 | 0 | 0 | 0 | 0 | 0 | 0 | 0 | 0 | 0 | 0 | 0 | 12-4 | 0-0 | 0 | 0.00 | 12 |
| Feb 23 | GONZAGA | 0.2 | 1 | 0 | 0 | 2 | 1 | 0 | 0 | 0 | 0 | 0 | 0 | 0 | 0 | 7-8 | 0-0 | 0 | 0.00 | 24 |
| Mar 04 | TARLETON | 1.1 | 1 | 0 | 0 | 0 | 1 | 0 | 0 | 0 | 0 | 0 | 0 | 0 | 0 | 7-2 | 0-0 | 0 | 0.00 | 21 |
| Mar 11 | SAM HOUSTON | 2.0 | 1 | 0 | 0 | 0 | 3 | 0 | 0 | 0 | 0 | 0 | 0 | 0 | 0 | 9-2 | 0-0 | 0 | 0.00 | 29 |
| Mar 14 | at Kansas | 2.0 | 1 | 2 | 2 | 1 | 1 | 1 | 0 | 0 | 0 | 0 | 0 | 0 | 1 | 1-9 | 0-0 | 0 | 2.57 | 37 |
| Mar 18 | at Texas State | 1.0 | 0 | 0 | 0 | 0 | 0 | 0 | 0 | 0 | 0 | 0 | 0 | 0 | 1 | 19-3 | 0-0 | 0 | 2.25 | 13 |
| Mar 22 | KANSAS STATE | 1.0 | 1 | 3 | 3 | 2 | 2 | 0 | 0 | 0 | 1 | 0 | 0 | 0 | 0 | 4-14 | 0-0 | 0 | 5.00 | 27 |
| Mar 30 | at Arizona | 1.0 | 0 | 0 | 0 | 0 | 0 | 0 | 0 | 0 | 0 | 0 | 0 | 0 | 0 | 6-11 | 0-0 | 0 | 4.50 | 10 |
| Apr 01 | HCU | 2.0 | 0 | 0 | 0 | 1 | 1 | 0 | 0 | 0 | 0 | 0 | 0 | 0 | 0 | 3-2 | 0-0 | 0 | 3.75 | 22 |
| Apr 06 | HOUSTON | 1.0 | 3 | 1 | 1 | 1 | 0 | 0 | 0 | 0 | 0 | 0 | 0 | 0 | 1 | 2-4 | 0-0 | 0 | 4.15 | 33 |
| Apr 15 | at UT Arlington | 1.0 | 1 | 0 | 0 | 0 | 1 | 0 | 0 | 0 | 0 | 0 | 0 | 0 | 0 | 9-8 | 0-0 | 0 | 3.86 | 14 |
| Apr 17 | UTAH | 1.1 | 4 | 4 | 4 | 0 | 1 | 0 | 0 | 3 | 0 | 0 | 0 | 0 | 0 | 1-13 | 0-0 | 0 | 5.87 | 31 |
| Apr 25 | at TCU | 2.2 | 2 | 1 | 1 | 2 | 1 | 0 | 0 | 0 | 0 | 0 | 0 | 0 | 0 | 2-7 | 0-0 | 0 | 5.50 | 46 |
| May 04 | ARIZONA STATE | 0.2 | 0 | 0 | 0 | 0 | 0 | 0 | 0 | 0 | 0 | 0 | 0 | 0 | 0 | 6-8 | 0-0 | 0 | 5.30 | 6 |
| May 06 | UTRGV | 1.0 | 2 | 1 | 1 | 0 | 0 | 1 | 0 | 0 | 0 | 0 | 0 | 0 | 0 | 10-7 | 0-0 | 0 | 5.49 | 14 |
| Totals | | 0 | 19.2 | 17 | 12 | 12 | 9 | 12 | 2 | 0 | 4 | 0 | 0 | 3 | 1 | 98-102 | 0-0 | 0 | 5.49 | - |

BROADCAST NOTES

- Nine of his 15 appearances in 2025 have been scoreless.
- Got two big outs in 8th inning vs. Gonzaga (2/23/25).
- Fanned a season-high three batters vs. Sam Houston (3/11/25).
- Seven of his 16 appearances in 2024 were scoreless; allowed more than one earned run in just four outings.

| HAIL'S CAREER STATS | | | | | | | | | | | | | | | | | | | | | | |
|---------------------|------|-----|--------|----|-----|----|------|----|----|----|----|----|----|----|----|-----|-------|----|-----|----|-----|-----|
| * AT LAMAR | | | | | | | | | | | | | | | | | | | | | | |
| Season | ERA | W-L | APP-GS | CG | SHO | SV | IP | H | R | ER | BB | SO | 2B | 3B | HR | BF | B/AVG | WP | HBP | BK | SFA | SHA |
| 2020 | | | | | | | | | | | | | | | | | | | | | | |
| 2021 | | | | | | | | | | | | | | | | | | | | | | |
| 2022* | | | | | | | | | | | | | | | | | | | | | | |
| 2023* | 3.38 | 3-0 | 21-4 | 0 | 0-0 | 0 | 42.2 | 35 | 17 | 16 | 23 | 38 | 7 | 2 | 4 | 182 | .222 | 1 | 0 | 0 | 1 | 0 |
| 2024 | 7.06 | 1-0 | 17-0 | 0 | 0-0 | 1 | 29.1 | 36 | 24 | 23 | 23 | 27 | 7 | 0 | 5 | 154 | .293 | 2 | 5 | 0 | 2 | 1 |
| 2025 | 5.49 | 0-0 | 15-0 | 0 | 0-0 | 0 | 19.2 | 17 | 12 | 12 | 9 | 12 | 2 | 0 | 4 | 85 | .236 | 0 | 3 | 0 | 0 | 1 |
| TOTAL | 5.01 | 4-0 | 53-4 | 0 | 0-0 | 1 | 91.2 | 88 | 53 | 51 | 55 | 77 | 16 | 2 | 13 | 421 | .249 | 3 | 8 | 0 | 3 | 2 |



34 - CALEB JAMESON
LHP • L/L • 6-1 • 184 • R-SO. • 1ST YEAR AT BU
PARIS, TEXAS (PARIS JC)

2025 SEASON HIGHS

Starter Innings: 2.2, vs. HCU (4/22/25)
Relief Innings: 2.1, vs. Auburn (3/2/25)
Strikeouts: 4, 2x, last vs. UTRGV (5/6/25)
Scoreless Appearance Streak: 3 games, 4/22/25-4/29/25

CAREER HIGHS

Starter Innings: 2.2, vs. HCU (4/22/25)
Relief Innings: 2.1, vs. Auburn (3/2/25)
Strikeouts: 4, 2x, last vs. UTRGV (5/6/25)
Scoreless Appearance Streak: 3 games, 4/22/25-4/29/25

THE JAMESON FILE

- Nickname is “Jamo”
- Son of Katy and Jeff Jameson
- Majoring in health, kinesiology and leisure studies
- Favorite team is the Texas Rangers
- Favorite player is Clayton Kershaw
- Has never been on an airplane before flight to Kansas
- Entrance Music: “Wherever I May Roam” by Metallica

2025 GAME-BY-GAME

2025 Baylor Bears Baseball
Individual Game-by-Game for Baylor (as of May 07, 2025)

#34 Jameson, Caleb - 2 games (All games)

| Date | Opponent | Pos | AB | R | H | RBI | 2B | 3B | HR | BB | SB | CS | HBP | SAC | SF | GDP | K | PO | A | E | Avg |
|--------|----------|-----|----|---|---|-----|----|----|----|----|----|----|-----|-----|----|-----|---|----|---|---|------|
| Apr 22 | HCU | *p | 0 | 0 | 0 | 0 | 0 | 0 | 0 | 0 | 0 | 0 | 0 | 0 | 0 | 0 | 0 | 0 | 1 | 0 | .000 |
| May 06 | UTRGV | p | 0 | 0 | 0 | 0 | 0 | 0 | 0 | 0 | 0 | 0 | 0 | 0 | 0 | 0 | 0 | 0 | 0 | 0 | .000 |
| Totals | | 2gs | 0 | 0 | 0 | 0 | 0 | 0 | 0 | 0 | 0 | 0 | 0 | 0 | 0 | 0 | 0 | 0 | 2 | 0 | .000 |

On base pct. .000 • Slugging pct. .000

#34 Jameson, Caleb - 12 appearances (All games)

| Date | Opponent | GS | IP | H | R | ER | BB | SO | 2B | 3B | HR | WP | BK | HBP | IBB | Score | W-L | Sv | ERA | NP | |
|--------|----------------|----|------|----|----|----|----|----|----|----|----|----|----|-----|-----|-------|------|-----|------|------|----|
| Feb 18 | UTSA | | 2.0 | 1 | 0 | 0 | 0 | 1 | 0 | 0 | 0 | 0 | 0 | 1 | 1 | 0 | 5-0 | 0-0 | 0 | 0.00 | 24 |
| Feb 25 | SFA | | 1.2 | 0 | 0 | 0 | 1 | 1 | 0 | 0 | 0 | 0 | 0 | 0 | 0 | 0 | 9-4 | 0-0 | 0 | 0.00 | 14 |
| Mar 02 | vs Auburn | | 2.1 | 1 | 1 | 1 | 3 | 1 | 0 | 0 | 0 | 0 | 0 | 0 | 1 | 0 | 4-7 | 0-0 | 0 | 1.50 | 47 |
| Mar 11 | SAM HOUSTON | * | 1.0 | 1 | 0 | 0 | 0 | 1 | 0 | 0 | 0 | 0 | 0 | 0 | 0 | 0 | 9-2 | 0-0 | 0 | 1.29 | 13 |
| Mar 18 | at Texas State | * | 2.0 | 4 | 3 | 3 | 0 | 4 | 0 | 0 | 1 | 0 | 0 | 0 | 0 | 0 | 19-3 | 1-0 | 0 | 4.00 | 36 |
| Mar 22 | KANSAS STATE | | 1.1 | 4 | 3 | 3 | 2 | 0 | 0 | 0 | 0 | 0 | 0 | 0 | 0 | 0 | 4-14 | 1-0 | 0 | 6.10 | 34 |
| Mar 30 | at Arizona | | 2.0 | 2 | 0 | 0 | 0 | 1 | 0 | 0 | 0 | 0 | 0 | 0 | 0 | 0 | 6-11 | 1-0 | 0 | 5.11 | 26 |
| Apr 08 | TEXAS STATE | | 0.2 | 3 | 3 | 3 | 1 | 0 | 1 | 0 | 0 | 0 | 0 | 0 | 0 | 0 | 2-6 | 1-0 | 0 | 6.92 | 21 |
| Apr 22 | HCU | * | 2.2 | 3 | 0 | 0 | 0 | 1 | 1 | 0 | 0 | 0 | 0 | 0 | 0 | 0 | 9-1 | 1-0 | 0 | 5.74 | 32 |
| Apr 26 | at TCU | | 2.0 | 1 | 0 | 0 | 0 | 3 | 0 | 0 | 0 | 0 | 0 | 1 | 0 | 0 | 4-8 | 1-0 | 0 | 5.09 | 27 |
| Apr 29 | at Sam Houston | * | 2.0 | 0 | 0 | 0 | 0 | 3 | 0 | 0 | 0 | 0 | 0 | 0 | 0 | 0 | 15-4 | 2-0 | 0 | 4.58 | 31 |
| May 06 | UTRGV | * | 2.1 | 3 | 3 | 3 | 1 | 4 | 0 | 0 | 1 | 0 | 0 | 0 | 0 | 0 | 10-7 | 2-0 | 0 | 5.32 | 37 |
| Totals | | 5 | 22.0 | 23 | 13 | 13 | 8 | 20 | 2 | 0 | 2 | 0 | 1 | 3 | 0 | 96-67 | 2-0 | 0 | 5.32 | - | |

BROADCAST NOTES

- Seven of his 12 appearances this season have been scoreless.
- Made Baylor debut on Feb. 18 vs. UTSA, pitching two scoreless innings.
- Made first-career start on March 11 vs. Sam Houston, tossing a scoreless frame.
- Racked up four strikeouts at Texas State on March 18.
- Pitched two scoreless frames at Arizona in Sunday series finale (3/30/25).

| JAMESON'S CAREER STATS | | | | | | | | | | | | | | | | | | | | | | |
|------------------------|------|-----|--------|----------|-----|----|------|----|----|----|----|----|----|----|----|----|-------|----|-----|----|-----|-----|
| Season | ERA | W-L | APP-GS | CG | SHO | SV | IP | H | R | ER | BB | SO | 2B | 3B | HR | BF | B/AVG | WP | HBP | BK | SFA | SHA |
| 2023 | | | | PARIS JC | | | | | | | | | | | | | | | | | | |
| 2024 | | | | PARIS JC | | | | | | | | | | | | | | | | | | |
| 2025 | 5.32 | 2-0 | 12-5 | 0 | 0-1 | 0 | 22.0 | 23 | 13 | 13 | 8 | 20 | 2 | 0 | 2 | 99 | .264 | 0 | 3 | 1 | 1 | 0 |
| TOTAL | 5.32 | 2-0 | 12-5 | 0 | 0-1 | 0 | 22.0 | 23 | 13 | 13 | 8 | 20 | 2 | 0 | 2 | 99 | .264 | 0 | 3 | 1 | 1 | 0 |



23 - TY JOHNSON

OF • L/R • 6-0 • 188 • SR. • 2ND YEAR AT BU
FLOWER MOUND, TEXAS (MCLENNAN CC)

2025 SEASON HIGHS

Hits: 3, vs. LMU (3/7/25)
Runs: 3, vs. Kansas State (3/23/25)
Doubles: 1, 6x, last at Texas Tech (4/11/25)
Triples: 1, vs. Gonzaga (2/23/25)
Homers: 1, vs. YSU (2/14/2025)
RBI: 4, 2x, last at Texas State (3/18/25)
Walks: 2, 6x, last vs. Arizona State (3/4/25)
Steals: 2, vs. SFA (2/25/25)
Hitting Streak: 5 games, 4/11/25-4/17/25
On-Base Streak: 8 games, 2x, last 3/22/25-4/6/25

CAREER HIGHS

Hits: 4, at BYU (4/12/24)
Runs: 4, vs. Tarleton (5/7/24)
Doubles: 2, at Oklahoma (5/10/24)
Triples: 1, 4x, last vs. Gonzaga (2/23/25)
Homers: 1, 3x, last vs. YSU (2/14/2025)
RBI: 4, 2x, last at Texas State (3/18/25)
Walks: 2, 10x, last vs. Arizona State (3/4/25)
Steals: 3, vs. Sam Houston (4/23/24)
Hitting Streak: 11 games, 3/29/24-4/19/24
On-Base Streak: 16 games, 3/29/24-4/27/24

THE JOHNSON FILE

- Nickname is “TyJo”
- Son of Melissa and Wade Johnson
- Has two brothers, Blake and Chase
- Majoring in health, kinesiology and leisure studies (HKLS)
- Was HS teammates with Wesley Jordan and Hunter Teplanszky
- Favorite team is the Texas Rangers
- Favorite player is Bryson Stott
- Enjoys playing the guitar
- Walkup Music: “NO LONGER BOUND” by Forrest Frank, Hulvey
- Walkup Music: “Broadway Girls” by Morgan Wallen & Lil Durk

2025 GAME-BY-GAME

2025 Baylor Bears Baseball
Individual Game-by-Game for Baylor (as of May 07, 2025)

#23 Johnson, Ty - 46 games (All games)

| Date | Opponent | Pos | AB | R | H | RBI | 2B | 3B | HR | BB | SB | CS | HBP | SAC | SF | GDP | K | PO | A | E | Avg | |
|--------|-----------------|-----|------|-----|----|-----|----|----|----|----|----|----|-----|-----|----|-----|---|----|-----|---|-----|------|
| Feb 14 | YOUNGSTOWN STAT | *of | 4 | 1 | 2 | 4 | 0 | 0 | 1 | 1 | 0 | 0 | 0 | 0 | 0 | 0 | 0 | 0 | 0 | 0 | 500 | |
| Feb 15 | YOUNGSTOWN STAT | *of | 3 | 1 | 0 | 1 | 0 | 0 | 0 | 1 | 0 | 0 | 0 | 0 | 0 | 0 | 0 | 0 | 0 | 0 | 286 | |
| Feb 15 | YOUNGSTOWN STAT | *of | 4 | 1 | 2 | 1 | 0 | 0 | 0 | 1 | 0 | 0 | 0 | 0 | 0 | 1 | 0 | 3 | 0 | 0 | 364 | |
| Feb 18 | UTSA | *of | 3 | 1 | 1 | 0 | 0 | 0 | 0 | 1 | 0 | 0 | 0 | 0 | 0 | 0 | 1 | 2 | 0 | 0 | 357 | |
| Feb 21 | GONZAGA | *of | 4 | 0 | 1 | 0 | 0 | 0 | 0 | 0 | 0 | 0 | 0 | 0 | 0 | 0 | 1 | 2 | 8 | 0 | 333 | |
| Feb 22 | GONZAGA | *of | 3 | 0 | 0 | 0 | 0 | 0 | 0 | 1 | 0 | 0 | 0 | 0 | 0 | 0 | 2 | 1 | 0 | 0 | 286 | |
| Feb 23 | GONZAGA | *of | 4 | 2 | 2 | 1 | 0 | 1 | 0 | 1 | 1 | 0 | 0 | 0 | 0 | 0 | 0 | 3 | 0 | 0 | 320 | |
| Feb 25 | SFA | *of | 3 | 1 | 1 | 2 | 1 | 0 | 0 | 2 | 2 | 0 | 0 | 0 | 0 | 0 | 0 | 2 | 0 | 0 | 321 | |
| Feb 28 | vs Oregon State | *of | 4 | 0 | 0 | 0 | 0 | 0 | 0 | 0 | 0 | 0 | 0 | 0 | 0 | 0 | 0 | 3 | 0 | 0 | 281 | |
| Mar 01 | vs Ohio State | *of | 3 | 1 | 2 | 0 | 0 | 0 | 0 | 1 | 0 | 0 | 0 | 0 | 0 | 0 | 0 | 6 | 0 | 0 | 314 | |
| Mar 02 | vs Auburn | *of | 4 | 0 | 0 | 0 | 0 | 0 | 0 | 0 | 0 | 0 | 0 | 0 | 0 | 0 | 2 | 3 | 0 | 0 | 282 | |
| Mar 04 | TARLETON | *of | 4 | 0 | 2 | 2 | 0 | 0 | 0 | 0 | 0 | 0 | 0 | 0 | 0 | 0 | 0 | 0 | 0 | 0 | 302 | |
| Mar 07 | LOYOLA MARYMOUN | *of | 4 | 0 | 3 | 0 | 0 | 0 | 0 | 0 | 0 | 0 | 0 | 0 | 0 | 0 | 0 | 1 | 3 | 0 | 340 | |
| Mar 08 | LOYOLA MARYMOUN | *of | 3 | 0 | 0 | 0 | 0 | 0 | 0 | 2 | 0 | 0 | 0 | 0 | 0 | 0 | 0 | 0 | 0 | 0 | 320 | |
| Mar 09 | LOYOLA MARYMOUN | *of | 3 | 1 | 1 | 0 | 0 | 0 | 0 | 1 | 0 | 0 | 0 | 0 | 0 | 0 | 0 | 4 | 0 | 0 | 321 | |
| Mar 11 | SAM HOUSTON | *of | 4 | 0 | 0 | 0 | 0 | 0 | 0 | 0 | 0 | 0 | 0 | 0 | 0 | 0 | 1 | 1 | 0 | 0 | 298 | |
| Mar 14 | at Kansas | *of | 4 | 0 | 0 | 0 | 0 | 0 | 0 | 0 | 0 | 0 | 0 | 0 | 0 | 1 | 0 | 2 | 0 | 0 | 279 | |
| Mar 15 | at Kansas | *of | 4 | 0 | 1 | 0 | 0 | 0 | 0 | 0 | 0 | 0 | 0 | 0 | 0 | 0 | 2 | 1 | 0 | 0 | 277 | |
| Mar 16 | at Kansas | *of | 3 | 2 | 1 | 0 | 1 | 0 | 0 | 1 | 0 | 0 | 1 | 0 | 0 | 0 | 0 | 1 | 1 | 0 | 279 | |
| Mar 18 | at Texas State | *of | 4 | 1 | 2 | 4 | 0 | 0 | 0 | 0 | 0 | 0 | 0 | 0 | 0 | 0 | 0 | 1 | 3 | 0 | 292 | |
| Mar 21 | KANSAS STATE | *of | 4 | 0 | 0 | 0 | 0 | 0 | 0 | 0 | 0 | 0 | 0 | 0 | 0 | 0 | 1 | 4 | 0 | 0 | 276 | |
| Mar 22 | KANSAS STATE | *of | 3 | 0 | 1 | 1 | 0 | 0 | 0 | 0 | 0 | 0 | 1 | 0 | 0 | 0 | 0 | 1 | 4 | 0 | 278 | |
| Mar 23 | KANSAS STATE | *of | 4 | 3 | 2 | 2 | 1 | 0 | 0 | 1 | 0 | 0 | 0 | 0 | 0 | 0 | 2 | 2 | 0 | 0 | 289 | |
| Mar 25 | UT ARLINGTON | *of | 3 | 2 | 1 | 3 | 1 | 0 | 0 | 2 | 1 | 0 | 0 | 0 | 0 | 0 | 0 | 4 | 0 | 0 | 291 | |
| Mar 28 | at Arizona | *of | 3 | 1 | 1 | 1 | 1 | 0 | 0 | 2 | 0 | 0 | 0 | 0 | 0 | 0 | 0 | 4 | 0 | 0 | 292 | |
| Mar 29 | at Arizona | *of | 0 | 1 | 0 | 0 | 0 | 0 | 0 | 0 | 0 | 0 | 1 | 0 | 0 | 0 | 0 | 1 | 0 | 0 | 292 | |
| Apr 04 | HOUSTON | *of | 2 | 1 | 0 | 0 | 0 | 0 | 0 | 2 | 1 | 0 | 0 | 0 | 0 | 0 | 0 | 4 | 0 | 0 | 286 | |
| Apr 05 | HOUSTON | *of | 3 | 1 | 0 | 0 | 0 | 0 | 0 | 1 | 0 | 0 | 0 | 0 | 0 | 0 | 2 | 0 | 0 | 0 | 277 | |
| Apr 06 | HOUSTON | *of | 4 | 0 | 2 | 0 | 0 | 0 | 0 | 0 | 1 | 0 | 0 | 0 | 0 | 0 | 1 | 2 | 0 | 0 | 286 | |
| Apr 08 | TEXAS STATE | *of | 3 | 0 | 0 | 0 | 0 | 0 | 0 | 0 | 0 | 0 | 0 | 0 | 0 | 0 | 0 | 1 | 0 | 0 | 277 | |
| Apr 11 | at Texas Tech | *of | 4 | 0 | 2 | 1 | 1 | 0 | 0 | 0 | 0 | 0 | 0 | 0 | 0 | 0 | 0 | 4 | 0 | 0 | 286 | |
| Apr 12 | at Texas Tech | *of | 5 | 1 | 1 | 2 | 0 | 0 | 0 | 1 | 0 | 0 | 0 | 0 | 0 | 0 | 2 | 2 | 0 | 0 | 282 | |
| Apr 13 | at Texas Tech | *of | 4 | 0 | 1 | 0 | 0 | 0 | 0 | 0 | 0 | 0 | 1 | 0 | 0 | 0 | 0 | 2 | 0 | 0 | 281 | |
| Apr 15 | at UT Arlington | *of | 5 | 2 | 2 | 0 | 0 | 0 | 0 | 0 | 0 | 0 | 0 | 0 | 0 | 0 | 2 | 4 | 0 | 0 | 286 | |
| Apr 17 | UTAH | *of | 3 | 0 | 1 | 0 | 0 | 0 | 0 | 0 | 0 | 0 | 0 | 0 | 0 | 0 | 0 | 1 | 2 | 0 | 287 | |
| Apr 18 | UTAH | *of | 3 | 0 | 0 | 0 | 0 | 0 | 0 | 0 | 0 | 0 | 0 | 0 | 0 | 0 | 3 | 2 | 0 | 0 | 280 | |
| Apr 19 | UTAH | *of | 3 | 1 | 0 | 0 | 0 | 0 | 0 | 1 | 0 | 0 | 0 | 0 | 0 | 0 | 0 | 0 | 2 | 0 | 273 | |
| Apr 22 | HCU | *of | 2 | 0 | 0 | 1 | 0 | 0 | 0 | 1 | 0 | 0 | 0 | 1 | 0 | 0 | 1 | 2 | 0 | 0 | 269 | |
| Apr 25 | at TCU | *of | 3 | 0 | 0 | 0 | 0 | 0 | 0 | 0 | 0 | 0 | 0 | 0 | 0 | 0 | 1 | 2 | 0 | 0 | 263 | |
| Apr 26 | at TCU | *of | 3 | 0 | 0 | 0 | 0 | 0 | 0 | 1 | 0 | 0 | 0 | 0 | 0 | 0 | 2 | 4 | 1 | 0 | 257 | |
| Apr 27 | at TCU | *of | 4 | 1 | 2 | 2 | 0 | 0 | 0 | 0 | 1 | 0 | 0 | 0 | 0 | 0 | 0 | 0 | 5 | 0 | 264 | |
| Apr 29 | at Sam Houston | *of | 2 | 1 | 0 | 0 | 0 | 0 | 0 | 1 | 0 | 0 | 0 | 1 | 0 | 0 | 0 | 1 | 1 | 0 | 261 | |
| May 02 | ARIZONA STATE | *of | 3 | 0 | 1 | 1 | 0 | 0 | 0 | 0 | 1 | 0 | 0 | 0 | 0 | 0 | 0 | 3 | 0 | 0 | 262 | |
| May 03 | ARIZONA STATE | *of | 2 | 0 | 0 | 0 | 0 | 0 | 0 | 1 | 0 | 0 | 0 | 0 | 0 | 0 | 1 | 0 | 3 | 0 | 259 | |
| May 04 | ARIZONA STATE | *of | 3 | 0 | 0 | 0 | 0 | 0 | 0 | 2 | 0 | 0 | 0 | 0 | 0 | 0 | 0 | 1 | 4 | 0 | 253 | |
| May 06 | UTRGV | *of | 3 | 1 | 0 | 1 | 0 | 0 | 0 | 1 | 0 | 0 | 0 | 0 | 0 | 0 | 2 | 3 | 0 | 0 | 248 | |
| Totals | | | 46gs | 153 | 28 | 38 | 31 | 6 | 1 | 1 | 33 | 10 | 0 | 4 | 2 | 0 | 4 | 36 | 116 | 2 | 1 | .248 |

On base pct. .395 • Slugging pct. .320

BROADCAST NOTES

- Had a clutch two-run single at TCU (4/27/25) with two outs in an 0-2 count.
- Was hit by a pitch on his right hand at Arizona (3/29/25) and missed two games.
- Tied his career high with 4 RBIs at Texas State (3/18/25).
- Hit a game-tying RBI triple against Gonzaga (2/23/25) in 9th inning of series finale.
- Launched Baylor’s first home run of the season on Opening Day (vs. YSU, 2/14/25).
- Played fearless defense in center field during the 2024 campaign, crashing into the wall twice after making impressive catches.

| JOHNSON'S CAREER STATS | | | | | | | | | | | | | | | | | | | | | | |
|------------------------|-------------|-------|-----|----|-----|----|----|----|-----|------|----|-----|----|-----|------|----|----|----|-----|---|---|------|
| Season | AVG. | GP-GS | AB | R | H | 2B | 3B | HR | RBI | SLG% | BB | HBP | SO | GDP | OB% | SF | SH | SB | PO | A | E | FLD% |
| 2022 | McLENNAN CC | | | | | | | | | | | | | | | | | | | | | |
| 2023 | McLENNAN CC | | | | | | | | | | | | | | | | | | | | | |
| 2024 | .313 | 49-49 | 198 | 46 | 62 | 8 | 3 | 2 | 20 | .414 | 20 | 6 | 40 | 4 | .393 | 0 | 4 | 10 | 131 | 1 | 3 | .978 |
| 2025 | .248 | 46-46 | 153 | 28 | 38 | 6 | 1 | 1 | 31 | .320 | 33 | 4 | 36 | 4 | .395 | 0 | 2 | 10 | 116 | 2 | 1 | .992 |
| TOTAL | .285 | 95-95 | 351 | 74 | 100 | 14 | 4 | 3 | 51 | .373 | 53 | 10 | 76 | 8 | .394 | 0 | 6 | 20 | 247 | 3 | 4 | .984 |



33 - WESLEY JORDAN

OF • R/R • 6-3 • 222 • SR. • 2ND YEAR AT BU
HIGHLAND VILLAGE, TEXAS (NAVARRO COLLEGE)

2025 SEASON HIGHS

Hits: 4, at Texas Tech (4/12/25)
Runs: 4, at Texas Tech (4/12/25)
Doubles: 2, 2x, last at UTA (4/15/25)
Triples: 1, vs. YSU (2/15/25) Game 2
Homers: 3, at Texas Tech (4/12/25)
RBI: 6, at Texas Tech (4/12/25)
Walks: 2, 2x, last vs. LMU (3/8/25)
Steals: 1, 2x last vs. Gonzaga (2/21/25)
Hitting Streak: 5 games, 2x, last 4/12/25-4/18/25
On-Base Streak: 38 games, 3/1/24- 2/18/25

CAREER HIGHS

Hits: 4, at Texas Tech (4/12/25)
Runs: 4, at Texas Tech (4/12/25)
Doubles: 2, 2x, last at UTA (4/15/25)
Triples: 1, 2x last vs. YSU (2/15/25)
Homers: 3, at Texas Tech (4/12/25)
RBI: 6, at Texas Tech (4/12/25)
Walks: 3, vs. UIW (4/7/24)
Steals: 1, 6x, last vs. Gonzaga (2/21/25)
Hitting Streak: 8 games, 3/10/24-3/23/24
On-Base Streak: 38 games, 3/1/24- 2/18/25

THE JORDAN FILE

- Son of Beverly and Jeff Jordan
- Has two siblings, Zach and Lora
- Majoring in business management
- Was HS teammates with Ty Johnson and Hunter Teplansky
- Favorite team is the Texas Rangers
- Favorite player is Adrian Beltre
- Walkup Music: "Sleeping on the Blacktop" by Colter Wall
- Walkup Music: "Mamma Song" by Cody Jinks

2025 GAME-BY-GAME

2025 Baylor Bears Baseball
Individual Game-by-Game for Baylor (as of May 07, 2025)

#33 Jordan, Wesley - 43 games (All games)

| Date | Opponent | Pos | AB | R | H | RBI | 2B | 3B | HR | BB | SB | CS | HBP | SAC | SF | GDP | K | PO | A | E | Avg | |
|--------|-----------------|-----|------|-----|----|-----|----|----|----|----|----|----|-----|-----|----|-----|---|----|----|---|------|------|
| Feb 14 | YOUNGSTOWN STAT | *of | 4 | 3 | 3 | 1 | 2 | 0 | 0 | 1 | 0 | 0 | 0 | 0 | 0 | 0 | 0 | 0 | 0 | 0 | .750 | |
| Feb 15 | YOUNGSTOWN STAT | *of | 5 | 0 | 3 | 2 | 0 | 0 | 0 | 0 | 0 | 0 | 0 | 0 | 0 | 0 | 0 | 0 | 0 | 0 | .667 | |
| Feb 15 | YOUNGSTOWN STAT | *of | 4 | 1 | 3 | 4 | 0 | 1 | 1 | 1 | 0 | 0 | 0 | 0 | 0 | 1 | 0 | 3 | 0 | 0 | .692 | |
| Feb 18 | UTSA | *of | 3 | 0 | 0 | 1 | 0 | 0 | 0 | 1 | 1 | 0 | 0 | 0 | 0 | 0 | 0 | 1 | 0 | 0 | .562 | |
| Feb 21 | GONZAGA | *of | 4 | 0 | 0 | 0 | 0 | 0 | 0 | 0 | 1 | 0 | 0 | 0 | 0 | 0 | 2 | 1 | 0 | 0 | .450 | |
| Feb 22 | GONZAGA | *of | 3 | 0 | 1 | 0 | 1 | 0 | 0 | 1 | 0 | 0 | 0 | 0 | 0 | 0 | 0 | 3 | 0 | 0 | .435 | |
| Feb 23 | GONZAGA | *of | 3 | 0 | 1 | 0 | 0 | 0 | 0 | 2 | 0 | 1 | 0 | 0 | 0 | 0 | 1 | 2 | 0 | 0 | .423 | |
| Feb 25 | SFA | *of | 5 | 1 | 3 | 2 | 0 | 0 | 0 | 0 | 0 | 0 | 0 | 0 | 0 | 0 | 0 | 0 | 0 | 0 | .452 | |
| Feb 28 | vs Oregon State | *of | 4 | 1 | 1 | 2 | 0 | 0 | 1 | 0 | 0 | 0 | 0 | 0 | 0 | 0 | 1 | 0 | 0 | 0 | .429 | |
| Mar 01 | vs Ohio State | *of | 4 | 1 | 0 | 0 | 0 | 0 | 0 | 0 | 0 | 0 | 0 | 0 | 0 | 0 | 1 | 0 | 0 | 0 | .385 | |
| Mar 02 | vs Auburn | *of | 4 | 0 | 2 | 0 | 1 | 0 | 0 | 1 | 0 | 0 | 0 | 0 | 0 | 0 | 0 | 2 | 0 | 0 | .395 | |
| Mar 04 | TARLETON | *of | 4 | 0 | 1 | 2 | 0 | 0 | 0 | 0 | 0 | 0 | 0 | 0 | 1 | 0 | 1 | 1 | 0 | 0 | .383 | |
| Mar 07 | LOYOLA MARYMOUN | *of | 4 | 3 | 1 | 2 | 0 | 0 | 1 | 1 | 0 | 0 | 0 | 0 | 0 | 0 | 1 | 1 | 0 | 0 | .373 | |
| Mar 08 | LOYOLA MARYMOUN | *of | 3 | 0 | 1 | 0 | 1 | 0 | 0 | 2 | 0 | 0 | 0 | 0 | 0 | 0 | 1 | 3 | 0 | 0 | .370 | |
| Mar 09 | LOYOLA MARYMOUN | *of | 4 | 0 | 0 | 1 | 0 | 0 | 0 | 0 | 0 | 0 | 0 | 0 | 0 | 0 | 0 | 0 | 0 | 0 | .345 | |
| Mar 11 | SAM HOUSTON | *of | 5 | 1 | 2 | 1 | 0 | 0 | 0 | 0 | 0 | 0 | 0 | 0 | 0 | 0 | 0 | 5 | 0 | 0 | .349 | |
| Mar 14 | at Kansas | *of | 4 | 0 | 2 | 0 | 1 | 0 | 0 | 0 | 0 | 0 | 0 | 0 | 0 | 0 | 1 | 3 | 0 | 1 | .358 | |
| Mar 15 | at Kansas | *of | 4 | 1 | 1 | 0 | 0 | 0 | 0 | 0 | 0 | 0 | 1 | 0 | 0 | 0 | 0 | 3 | 0 | 0 | .352 | |
| Mar 16 | at Kansas | *of | 6 | 1 | 1 | 0 | 0 | 0 | 0 | 0 | 0 | 0 | 0 | 0 | 0 | 0 | 1 | 1 | 0 | 0 | .338 | |
| Mar 18 | at Texas State | *dh | 4 | 2 | 1 | 1 | 0 | 0 | 0 | 1 | 0 | 0 | 0 | 0 | 0 | 0 | 2 | 0 | 0 | 0 | .333 | |
| Mar 21 | KANSAS STATE | *of | 4 | 0 | 0 | 0 | 0 | 0 | 0 | 1 | 0 | 0 | 0 | 0 | 0 | 0 | 1 | 1 | 0 | 0 | .318 | |
| Mar 22 | KANSAS STATE | *of | 3 | 0 | 0 | 0 | 0 | 0 | 0 | 1 | 0 | 0 | 0 | 0 | 0 | 0 | 2 | 3 | 0 | 0 | .307 | |
| Mar 23 | KANSAS STATE | *of | 5 | 2 | 3 | 3 | 0 | 0 | 1 | 0 | 0 | 0 | 0 | 0 | 0 | 0 | 0 | 2 | 0 | 0 | .323 | |
| Mar 28 | at Arizona | *of | 5 | 1 | 1 | 1 | 1 | 0 | 0 | 0 | 0 | 0 | 0 | 0 | 0 | 0 | 1 | 0 | 0 | 0 | .316 | |
| Mar 29 | at Arizona | *of | 4 | 1 | 1 | 1 | 0 | 0 | 0 | 0 | 0 | 0 | 0 | 0 | 0 | 0 | 1 | 1 | 0 | 0 | .314 | |
| Mar 30 | at Arizona | *of | 3 | 0 | 0 | 0 | 0 | 0 | 0 | 0 | 0 | 0 | 1 | 0 | 0 | 0 | 2 | 1 | 0 | 0 | .305 | |
| Apr 04 | HOUSTON | *of | 5 | 0 | 1 | 1 | 0 | 0 | 0 | 0 | 1 | 0 | 0 | 0 | 0 | 0 | 2 | 3 | 0 | 0 | .300 | |
| Apr 05 | HOUSTON | *of | 3 | 1 | 0 | 0 | 0 | 0 | 0 | 1 | 0 | 0 | 1 | 0 | 0 | 0 | 0 | 0 | 0 | 0 | .292 | |
| Apr 06 | HOUSTON | *of | 5 | 1 | 1 | 0 | 0 | 0 | 0 | 0 | 0 | 0 | 0 | 0 | 0 | 0 | 2 | 0 | 0 | 0 | .288 | |
| Apr 11 | at Texas Tech | *of | 4 | 0 | 0 | 0 | 0 | 0 | 0 | 0 | 0 | 0 | 0 | 0 | 0 | 0 | 2 | 4 | 0 | 0 | .279 | |
| Apr 12 | at Texas Tech | *of | 4 | 4 | 4 | 6 | 0 | 0 | 3 | 1 | 0 | 0 | 0 | 0 | 0 | 0 | 0 | 1 | 0 | 0 | .302 | |
| Apr 13 | at Texas Tech | *of | 4 | 1 | 1 | 0 | 0 | 0 | 0 | 1 | 0 | 0 | 0 | 0 | 0 | 0 | 1 | 2 | 0 | 0 | .300 | |
| Apr 15 | at UT Arlington | *of | 5 | 3 | 3 | 2 | 2 | 0 | 1 | 0 | 0 | 0 | 0 | 0 | 0 | 0 | 1 | 1 | 0 | 0 | .311 | |
| Apr 17 | UTAH | *of | 4 | 0 | 1 | 0 | 0 | 0 | 0 | 0 | 0 | 0 | 0 | 0 | 0 | 0 | 1 | 0 | 0 | 0 | .309 | |
| Apr 18 | UTAH | *of | 3 | 0 | 1 | 0 | 0 | 0 | 0 | 1 | 0 | 0 | 0 | 0 | 0 | 1 | 0 | 0 | 0 | 0 | .310 | |
| Apr 19 | UTAH | *of | 4 | 0 | 0 | 0 | 0 | 0 | 0 | 0 | 0 | 0 | 0 | 0 | 0 | 0 | 2 | 0 | 0 | 0 | .301 | |
| Apr 22 | HCU | *of | 4 | 0 | 0 | 0 | 0 | 0 | 0 | 0 | 0 | 0 | 0 | 0 | 0 | 0 | 1 | 3 | 0 | 0 | .293 | |
| Apr 25 | at TCU | *of | 4 | 1 | 2 | 0 | 1 | 0 | 0 | 0 | 0 | 0 | 0 | 0 | 0 | 0 | 1 | 1 | 0 | 0 | .299 | |
| Apr 26 | at TCU | *of | 4 | 0 | 0 | 0 | 0 | 0 | 0 | 0 | 0 | 0 | 0 | 0 | 0 | 0 | 2 | 0 | 0 | 1 | .291 | |
| Apr 27 | at TCU | *of | 3 | 1 | 1 | 0 | 1 | 0 | 0 | 1 | 0 | 0 | 0 | 0 | 0 | 0 | 1 | 1 | 0 | 0 | .292 | |
| May 02 | ARIZONA STATE | *of | 3 | 1 | 2 | 3 | 2 | 0 | 0 | 1 | 0 | 0 | 0 | 0 | 0 | 0 | 1 | 3 | 0 | 0 | .299 | |
| May 03 | ARIZONA STATE | *of | 3 | 0 | 0 | 0 | 0 | 0 | 0 | 1 | 0 | 0 | 0 | 0 | 0 | 0 | 0 | 1 | 0 | 0 | .293 | |
| May 04 | ARIZONA STATE | *of | 3 | 0 | 1 | 1 | 0 | 0 | 0 | 0 | 0 | 0 | 0 | 0 | 0 | 0 | 0 | 1 | 0 | 0 | .294 | |
| Totals | | | 43gs | 170 | 32 | 50 | 37 | 14 | 1 | 9 | 20 | 3 | 1 | 3 | 0 | 1 | 2 | 37 | 58 | 0 | 2 | .294 |

On base pct. .376 • Slugging pct. .547


BROADCAST NOTES

- Leads team with six 3-hit games in 2025.
- Also leads team with nine home runs in 2025.
- Became the 10th Bear in program history with a 3-HR game (4/12/25 at Texas Tech).
- Crushed a 445-foot home run at Globe Life Field against Oregon State (2/28/25) that reached the second deck.
- Went 9-for-13 with seven RBIs in YSU series (2/14/25-2/15/25).
- Launched a 476-foot two-run bomb vs. Texas Tech (3/16/24), the second-longest HR by a Bear in the Trackman era (since 2018) at Baylor Ballpark.

BAYLOR'S ON-BASE STREAK LEADERBOARD (SINCE 2003)

1. David Murphy, 2003 - 42
2. Wesley Jordan, 2024-2025 - 38
- T3. Davis Wendzel, 2018 - 37
- T3. Josh Ford, 2005 - 37
5. Max Muncy, 2012 - 36
6. Lawton Langford, 2013 - 35
7. Logan Vick, 2010 - 33
8. Michael Griffin, 2004 - 32
9. Ryan Bennett, 2003 - 31
10. Raynor Campbell, 2007 - 29

| JORDAN'S CAREER STATS | | | | | | | | | | | | | | | | | | | | | | |
|-----------------------|-----------------|-------|-----|----|----|----|----|----|-----|------|----|-----|----|-----|------|----|----|----|----|---|---|-------|
| Season | AVG. | GP-GS | AB | R | H | 2B | 3B | HR | RBI | SLG% | BB | HBP | SO | GDP | OB% | SF | SH | SB | PO | A | E | FLD% |
| 2022 | NAVARRO COLLEGE | | | | | | | | | | | | | | | | | | | | | |
| 2023 | NAVARRO COLLEGE | | | | | | | | | | | | | | | | | | | | | |
| 2024 | .331 | 40-37 | 133 | 34 | 44 | 11 | 1 | 9 | 32 | .632 | 23 | 8 | 33 | 4 | .455 | 1 | 0 | 4 | 15 | 0 | 0 | 1.000 |
| 2025 | .294 | 43-43 | 170 | 32 | 50 | 14 | 1 | 9 | 37 | .547 | 20 | 3 | 37 | 2 | .376 | 1 | 0 | 3 | 58 | 0 | 2 | .967 |
| TOTAL | .310 | 83-80 | 303 | 66 | 94 | 25 | 2 | 18 | 69 | .584 | 43 | 11 | 70 | 6 | .412 | 2 | 0 | 7 | 73 | 0 | 2 | .973 |



13 - TYRIQ KEMP

INF • L/R • 5-7 • 156 • SR. • 2ND YEAR AT BU
ROTTERDAM, THE NETHERLANDS
(WESTERN OKLAHOMA CC)

2025 SEASON HIGHS

Hits: 4, 2x, last vs. Utah (4/18/25)
Runs: 3, 2x, last vs. Kansas State (3/23/25)
Doubles: 2, 2x, last at Texas Tech (4/13/25)
Triples: 1, vs. Utah (4/18/25)
Homers: 2, vs. Utah (4/18/25)
RBI: 4, vs. Utah (4/18/25)
Walks: 3, vs. Kansas State (3/23/25)
Steals: 2, at Kansas (3/16/25)
Hitting Streak: 16 games, 3/28/25-4/22/25
On-Base Streak: 24 games, 3/28/25-present

CAREER HIGHS

Hits: 4, 2x, last vs. Utah (4/18/25)
Runs: 3, vs. YSU (2/15/2025) Game 1
Doubles: 2, last vs. YSU (2/15/2025) Game 1
Triples: 1, vs. Utah (4/18/25)
Homers: 2, vs. Utah (4/18/25)
RBI: 4, 2x, last vs. Utah (4/18/25)
Walks: 2, 4x, last vs. YSU (2/15/25) Game 2
Steals: 2, at Kansas (3/16/25)
Hitting Streak: 16 games, 3/28/25-4/22/25
On-Base Streak: 24 games, 3/28/25-present

THE KEMP FILE

- Son of Susan Kemp-Chung and Adonis Kemp
- Has two older brothers, Dwayne and Urving
- Brother, Dwayne, played professional baseball
- Majoring in communication
- Favorite team is the Atlanta Braves
- Favorite player is Ronald Acuña Jr.
- Enjoys playing soccer
- Walkup Music: "Pretty Girls" by Frenna
- Walkup Music: "Se Puede Repeti" by Mestizo Is Back

2025 GAME-BY-GAME

2025 Baylor Bears Baseball
Individual Game-by-Game for Baylor (as of May 07, 2025)

#13 Kemp, Tyriq - 48 games (All games)

| Date | Opponent | Pos | AB | R | H | RBI | 2B | 3B | HR | BB | SB | CS | HBP | SAC | SF | GDP | K | PO | A | E | Avg |
|--------|-----------------|------|-----|----|----|-----|----|----|----|----|----|----|-----|-----|----|-----|----|----|-----|---|------|
| Feb 14 | YOUNGSTOWN STAT | *ss | 4 | 0 | 0 | 0 | 0 | 0 | 0 | 0 | 0 | 0 | 0 | 0 | 0 | 0 | 2 | 1 | 3 | 1 | .000 |
| Feb 15 | YOUNGSTOWN STAT | *ss | 3 | 3 | 2 | 1 | 2 | 0 | 0 | 0 | 0 | 0 | 1 | 0 | 0 | 0 | 0 | 1 | 1 | 0 | .286 |
| Feb 15 | YOUNGSTOWN STAT | *ss | 3 | 2 | 2 | 1 | 0 | 0 | 1 | 2 | 0 | 0 | 0 | 0 | 0 | 0 | 0 | 3 | 4 | 0 | .400 |
| Feb 18 | UTSA | *ss | 4 | 1 | 3 | 0 | 1 | 0 | 0 | 0 | 0 | 0 | 0 | 0 | 0 | 0 | 0 | 1 | 2 | 0 | .500 |
| Feb 21 | GONZAGA | *ss | 3 | 1 | 1 | 1 | 1 | 0 | 0 | 0 | 0 | 0 | 0 | 1 | 0 | 0 | 0 | 0 | 4 | 0 | .471 |
| Feb 22 | GONZAGA | *ss | 3 | 1 | 2 | 1 | 1 | 0 | 0 | 1 | 0 | 0 | 0 | 0 | 0 | 0 | 1 | 1 | 3 | 0 | .500 |
| Feb 23 | GONZAGA | *ss | 3 | 0 | 2 | 0 | 0 | 0 | 0 | 1 | 1 | 0 | 1 | 0 | 0 | 0 | 0 | 1 | 4 | 0 | .522 |
| Feb 25 | SFA | *ss | 2 | 1 | 1 | 1 | 0 | 0 | 0 | 1 | 1 | 0 | 0 | 0 | 1 | 0 | 0 | 1 | 7 | 0 | .520 |
| Feb 28 | vs Oregon State | *ss | 2 | 1 | 0 | 0 | 0 | 0 | 0 | 1 | 0 | 0 | 0 | 0 | 0 | 1 | 0 | 4 | 2 | 0 | .481 |
| Mar 01 | vs Ohio State | *ss | 3 | 1 | 1 | 1 | 0 | 0 | 0 | 0 | 0 | 1 | 0 | 0 | 0 | 0 | 0 | 0 | 0 | 2 | .467 |
| Mar 02 | vs Auburn | *ss | 4 | 0 | 1 | 0 | 1 | 0 | 0 | 0 | 0 | 0 | 0 | 0 | 0 | 0 | 1 | 4 | 6 | 0 | .441 |
| Mar 04 | TARLETON | *ss | 3 | 2 | 0 | 0 | 0 | 0 | 0 | 1 | 0 | 0 | 0 | 0 | 0 | 0 | 0 | 2 | 3 | 0 | .405 |
| Mar 07 | LOYOLA MARYMOUN | *ss | 4 | 0 | 0 | 0 | 0 | 0 | 0 | 1 | 0 | 0 | 0 | 0 | 0 | 0 | 1 | 1 | 2 | 1 | .366 |
| Mar 08 | LOYOLA MARYMOUN | *ss | 3 | 2 | 0 | 0 | 0 | 0 | 0 | 0 | 0 | 0 | 0 | 0 | 0 | 0 | 1 | 1 | 0 | 0 | .341 |
| Mar 09 | LOYOLA MARYMOUN | *ss | 4 | 0 | 0 | 0 | 0 | 0 | 0 | 0 | 0 | 0 | 0 | 0 | 0 | 0 | 3 | 0 | 4 | 0 | .312 |
| Mar 11 | SAM HOUSTON | *ss | 4 | 2 | 2 | 1 | 0 | 0 | 0 | 0 | 0 | 0 | 0 | 0 | 0 | 0 | 0 | 1 | 1 | 0 | .327 |
| Mar 14 | at Kansas | *ss | 3 | 1 | 1 | 0 | 0 | 0 | 0 | 0 | 0 | 0 | 0 | 0 | 0 | 0 | 1 | 1 | 4 | 0 | .327 |
| Mar 15 | at Kansas | *ss | 4 | 1 | 2 | 2 | 0 | 0 | 1 | 0 | 0 | 0 | 0 | 0 | 0 | 0 | 1 | 4 | 1 | 1 | .339 |
| Mar 16 | at Kansas | *ss | 4 | 1 | 2 | 3 | 1 | 0 | 0 | 1 | 2 | 0 | 0 | 0 | 0 | 0 | 0 | 0 | 3 | 3 | .349 |
| Mar 18 | at Texas State | *ss | 5 | 1 | 1 | 2 | 0 | 0 | 0 | 0 | 0 | 0 | 0 | 0 | 0 | 0 | 1 | 0 | 2 | 0 | .338 |
| Mar 21 | KANSAS STATE | *ss | 4 | 0 | 0 | 0 | 0 | 0 | 0 | 0 | 0 | 0 | 0 | 0 | 0 | 0 | 1 | 1 | 4 | 0 | .319 |
| Mar 22 | KANSAS STATE | *ss | 3 | 0 | 0 | 0 | 0 | 0 | 0 | 1 | 0 | 0 | 0 | 0 | 0 | 0 | 0 | 0 | 3 | 0 | .307 |
| Mar 23 | KANSAS STATE | *ss | 2 | 3 | 1 | 2 | 1 | 0 | 0 | 3 | 0 | 0 | 0 | 0 | 0 | 0 | 0 | 0 | 2 | 0 | .312 |
| Mar 25 | UT ARLINGTON | *ss | 6 | 1 | 0 | 0 | 0 | 0 | 0 | 0 | 0 | 0 | 0 | 0 | 0 | 0 | 0 | 0 | 1 | 0 | .289 |
| Mar 28 | at Arizona | *ss | 4 | 1 | 2 | 2 | 0 | 0 | 0 | 0 | 0 | 0 | 0 | 0 | 0 | 0 | 0 | 1 | 4 | 0 | .299 |
| Mar 29 | at Arizona | *ss | 4 | 0 | 1 | 1 | 0 | 0 | 0 | 0 | 0 | 0 | 0 | 0 | 0 | 0 | 0 | 0 | 3 | 0 | .297 |
| Mar 30 | at Arizona | *ss | 5 | 1 | 4 | 1 | 1 | 0 | 0 | 0 | 1 | 0 | 0 | 0 | 0 | 0 | 0 | 3 | 2 | 0 | .323 |
| Apr 01 | HCU | *ss | 4 | 1 | 3 | 0 | 1 | 0 | 0 | 0 | 0 | 0 | 0 | 0 | 0 | 0 | 1 | 2 | 4 | 0 | .340 |
| Apr 04 | HOUSTON | *ss | 4 | 1 | 1 | 0 | 0 | 0 | 0 | 0 | 0 | 0 | 0 | 0 | 0 | 0 | 2 | 1 | 1 | 0 | .337 |
| Apr 05 | HOUSTON | *ss | 4 | 0 | 1 | 1 | 0 | 0 | 0 | 0 | 0 | 0 | 0 | 0 | 0 | 0 | 0 | 0 | 3 | 0 | .333 |
| Apr 06 | HOUSTON | *ss | 2 | 0 | 1 | 1 | 0 | 0 | 0 | 2 | 0 | 0 | 0 | 0 | 0 | 0 | 0 | 1 | 3 | 0 | .336 |
| Apr 08 | TEXAS STATE | *ss | 4 | 1 | 1 | 0 | 0 | 0 | 0 | 0 | 0 | 0 | 0 | 0 | 0 | 0 | 1 | 1 | 2 | 0 | .333 |
| Apr 11 | at Texas Tech | *ss | 4 | 0 | 1 | 0 | 0 | 0 | 0 | 0 | 0 | 0 | 0 | 0 | 0 | 0 | 0 | 0 | 2 | 0 | .331 |
| Apr 12 | at Texas Tech | *ss | 4 | 2 | 2 | 0 | 1 | 0 | 0 | 2 | 0 | 0 | 0 | 0 | 0 | 0 | 0 | 0 | 4 | 0 | .336 |
| Apr 13 | at Texas Tech | *ss | 5 | 1 | 3 | 2 | 2 | 0 | 0 | 0 | 0 | 0 | 0 | 0 | 0 | 1 | 0 | 4 | 4 | 0 | .346 |
| Apr 15 | at UT Arlington | *ss | 4 | 1 | 1 | 0 | 0 | 0 | 0 | 1 | 0 | 1 | 0 | 0 | 0 | 0 | 1 | 1 | 2 | 0 | .344 |
| Apr 17 | UTAH | *ss | 3 | 0 | 1 | 0 | 0 | 0 | 0 | 0 | 0 | 0 | 1 | 1 | 0 | 0 | 1 | 2 | 0 | 0 | .343 |
| Apr 18 | UTAH | *ss | 4 | 2 | 4 | 4 | 0 | 1 | 2 | 0 | 0 | 0 | 0 | 0 | 0 | 0 | 0 | 1 | 0 | 0 | .362 |
| Apr 19 | UTAH | *ss | 3 | 0 | 1 | 1 | 0 | 0 | 0 | 1 | 0 | 1 | 0 | 0 | 1 | 0 | 1 | 2 | 6 | 0 | .362 |
| Apr 22 | HCU | *ss | 3 | 1 | 1 | 1 | 0 | 0 | 1 | 2 | 0 | 0 | 0 | 0 | 0 | 0 | 0 | 0 | 2 | 0 | .361 |
| Apr 25 | at TCU | *ss | 3 | 0 | 0 | 0 | 0 | 0 | 0 | 1 | 0 | 0 | 0 | 0 | 0 | 0 | 1 | 1 | 3 | 1 | .354 |
| Apr 26 | at TCU | *ss | 4 | 0 | 1 | 0 | 0 | 0 | 0 | 0 | 0 | 0 | 0 | 0 | 0 | 0 | 1 | 2 | 4 | 0 | .351 |
| Apr 27 | at TCU | *ss | 5 | 1 | 1 | 1 | 0 | 0 | 0 | 0 | 0 | 0 | 0 | 0 | 0 | 0 | 0 | 1 | 3 | 0 | .346 |
| Apr 29 | at Sam Houston | *ss | 3 | 1 | 1 | 3 | 0 | 0 | 0 | 2 | 1 | 0 | 0 | 0 | 1 | 0 | 0 | 0 | 2 | 0 | .346 |
| May 02 | ARIZONA STATE | *ss | 4 | 1 | 1 | 0 | 0 | 0 | 0 | 1 | 0 | 0 | 0 | 0 | 0 | 0 | 1 | 2 | 2 | 0 | .344 |
| May 03 | ARIZONA STATE | *ss | 3 | 0 | 1 | 0 | 0 | 0 | 0 | 1 | 1 | 1 | 0 | 0 | 0 | 0 | 1 | 2 | 6 | 1 | .343 |
| May 04 | ARIZONA STATE | *ss | 5 | 2 | 2 | 0 | 1 | 0 | 0 | 0 | 0 | 0 | 0 | 0 | 0 | 0 | 2 | 0 | 6 | 0 | .345 |
| May 06 | UTRGV | *ss | 4 | 1 | 3 | 3 | 0 | 0 | 0 | 1 | 0 | 0 | 0 | 0 | 0 | 0 | 0 | 3 | 4 | 0 | .354 |
| Totals | | 48gs | 175 | 43 | 62 | 37 | 14 | 1 | 5 | 29 | 8 | 4 | 2 | 2 | 3 | 3 | 25 | 61 | 141 | 7 | .354 |

On base pct. .445 • Slugging pct. .531

BROADCAST NOTES

- Boasts 16 multi-hit games in 2025.
- Tallied his first career multi-homer game Friday night vs. Utah (4/18/25) and was a double shy of the cycle, driving in all four runs in BU's 4-3 win.
- Racked up a career-high four hits in Sunday series finale at Arizona (3/30/25) and again vs. Utah (4/18/25), including a career-high two homers.
- Plays flashy defense at shortstop -- featured on Sportscenter after his outstanding play against Arizona State (5/4/25).
- Had five hits and drove in five runs against the Jayhawks over weekend series at KU (3/14/24-3/16-25).
- Crushed his first HR of the season in Saturday game vs. YSU (2/15/25).
- One of three Bears to have played every game in 2024.

| KEMP'S CAREER STATS | | | | | | | | | | | | | | | | | | | | | | |
|---------------------|---------------------|--------|-----|----|-----|----|----|----|-----|------|----|-----|----|-----|------|----|----|----|-----|-----|----|------|
| Season | AVG. | GP-GS | AB | R | H | 2B | 3B | HR | RBI | SLG% | BB | HBP | SO | GDP | OB% | SF | SH | SB | PO | A | E | FLD% |
| 2022 | WESTERN OKLAHOMA CC | | | | | | | | | | | | | | | | | | | | | |
| 2023 | WESTERN OKLAHOMA CC | | | | | | | | | | | | | | | | | | | | | |
| 2024 | .238 | 53-51 | 160 | 25 | 38 | 8 | 0 | 2 | 18 | .325 | 25 | 4 | 37 | 1 | .349 | 3 | 2 | 5 | 76 | 129 | 15 | .932 |
| 2025 | .354 | 48-48 | 175 | 43 | 62 | 14 | 1 | 5 | 37 | .531 | 29 | 2 | 25 | 3 | .445 | 3 | 2 | 8 | 61 | 141 | 7 | .967 |
| TOTAL | .299 | 101-99 | 335 | 68 | 100 | 22 | 1 | 7 | 55 | .433 | 54 | 6 | 62 | 4 | .399 | 6 | 4 | 13 | 137 | 270 | 22 | .949 |



4 - JJ KENNETT

C • R/R • 5-10 • 174 • SO. • 1ST YEAR AT BU
MANDEVILLE, LA (DALLAS BAPTIST)

2025 SEASON HIGHS

Hits: 3, vs. YSU (2/15/25)
Runs: 2, vs. YSU (2/15/25)
Doubles: 1, vs. Kansas State (3/23/25)
Triples: N/A
Homers: 1, 2x, last at Arizona (3/28/25)
RBI: 4, vs. Kansas State (3/23/25)
Walks: 2, 4x, last vs. Kansas State (3/23/25)
Steals: 1, 2x, last vs. Ohio State (3/1/25)
Hitting Streak: 4 games, 3/28/25-4/8/25
On-Base Streak: 7 games, 3/18/25-4/8/25

CAREER HIGHS

Hits: 3, vs. YSU (2/15/25)
Runs: 2, vs. YSU (2/15/25)
Doubles: 1, vs. Kansas State (3/23/25)
Triples: N/A
Homers: 1, 2x, last at Arizona (3/28/25)
RBI: 4, vs. Kansas State (3/23/25)
Walks: 2, 4x, last vs. Kansas State (3/23/25)
Steals: 1, vs. SFA (2/25/25)
Hitting Streak: 4 games, 3/28/25-4/8/25
On-Base Streak: 7 games, 3/18/25-4/8/25

THE KENNETT FILE

- Son of Maria and Jay Kennett
- Has a sister, Carmer
- Majoring in pre-business
- Favorite team is the New York Yankees
- Favorite player is Derek Jeter
- Walkup Music: "Wipe Me Down" by Boosie
- Walkup Music: "The Thrill" by Wiz Khalifa

2025 GAME-BY-GAME

2025 Baylor Bears Baseball
Individual Game-by-Game for Baylor (as of May 07, 2025)

| #4 Kennett, JJ - 26 games (All games) | | | | | | | | | | | | | | | | | | | | | | |
|---------------------------------------|-----------------|-----|------|----|----|-----|----|----|----|----|----|----|-----|-----|----|-----|---|----|-----|------|------|------|
| Date | Opponent | Pos | AB | R | H | RBI | 2B | 3B | HR | BB | SB | CS | HBP | SAC | SF | GDP | K | PO | A | E | Avg | |
| Feb 15 | YOUNGSTOWN STAT | *c | 4 | 2 | 3 | 3 | 0 | 0 | 0 | 0 | 0 | 0 | 0 | 0 | 0 | 0 | 1 | 11 | 0 | 0 | .750 | |
| Feb 18 | UTSA | *c | 4 | 0 | 0 | 0 | 0 | 0 | 0 | 0 | 0 | 0 | 0 | 0 | 0 | 0 | 1 | 12 | 0 | 0 | .375 | |
| Feb 23 | GONZAGA | *c | 5 | 1 | 2 | 3 | 0 | 0 | 1 | 0 | 0 | 0 | 0 | 0 | 0 | 0 | 0 | 9 | 1 | 0 | .385 | |
| Feb 25 | SFA | *c | 3 | 0 | 1 | 0 | 0 | 0 | 0 | 2 | 1 | 0 | 0 | 0 | 0 | 0 | 1 | 8 | 1 | 0 | .375 | |
| Feb 28 | vs Oregon State | ph | 1 | 0 | 0 | 0 | 0 | 0 | 0 | 0 | 0 | 0 | 0 | 0 | 0 | 0 | 0 | 0 | 0 | 0 | .353 | |
| Mar 01 | vs Ohio State | *c | 3 | 1 | 1 | 1 | 0 | 0 | 0 | 0 | 1 | 0 | 1 | 0 | 0 | 0 | 0 | 8 | 1 | 0 | .350 | |
| Mar 02 | vs Auburn | *c | 4 | 1 | 1 | 0 | 0 | 0 | 0 | 0 | 0 | 0 | 0 | 0 | 0 | 1 | 0 | 4 | 0 | 0 | .333 | |
| Mar 07 | LOYOLA MARYMOUN | *c | 3 | 0 | 0 | 0 | 0 | 0 | 0 | 2 | 0 | 0 | 0 | 0 | 0 | 0 | 1 | 11 | 1 | 0 | .296 | |
| Mar 09 | LOYOLA MARYMOUN | *c | 2 | 2 | 0 | 0 | 0 | 0 | 0 | 0 | 0 | 0 | 2 | 0 | 0 | 0 | 1 | 9 | 0 | 0 | .276 | |
| Mar 11 | SAM HOUSTON | c | 0 | 0 | 0 | 0 | 0 | 0 | 0 | 0 | 0 | 0 | 0 | 0 | 0 | 0 | 0 | 2 | 0 | 0 | .276 | |
| Mar 14 | at Kansas | *c | 3 | 0 | 0 | 0 | 0 | 0 | 0 | 0 | 0 | 0 | 0 | 0 | 0 | 0 | 5 | 0 | 0 | .250 | | |
| Mar 18 | at Texas State | *c | 2 | 1 | 1 | 1 | 0 | 0 | 0 | 2 | 0 | 0 | 0 | 0 | 0 | 0 | 1 | 5 | 1 | 0 | .265 | |
| Mar 23 | KANSAS STATE | *c | 3 | 1 | 1 | 4 | 1 | 0 | 0 | 2 | 0 | 0 | 0 | 0 | 0 | 1 | 1 | 9 | 0 | 0 | .270 | |
| Mar 25 | UT ARLINGTON | *c | 2 | 1 | 0 | 1 | 0 | 0 | 0 | 1 | 0 | 0 | 1 | 0 | 0 | 0 | 1 | 10 | 0 | 0 | .256 | |
| Mar 28 | at Arizona | *c | 3 | 1 | 1 | 2 | 0 | 0 | 1 | 1 | 0 | 0 | 0 | 0 | 0 | 0 | 1 | 9 | 0 | 0 | .262 | |
| Mar 30 | at Arizona | *c | 5 | 0 | 2 | 3 | 0 | 0 | 0 | 0 | 0 | 0 | 0 | 0 | 0 | 0 | 0 | 5 | 0 | 0 | .277 | |
| Apr 04 | HOUSTON | *c | 3 | 0 | 1 | 1 | 0 | 0 | 0 | 0 | 0 | 0 | 0 | 0 | 1 | 0 | 1 | 6 | 1 | 0 | .280 | |
| Apr 08 | TEXAS STATE | *c | 2 | 0 | 1 | 0 | 0 | 0 | 0 | 0 | 0 | 0 | 0 | 0 | 0 | 0 | 0 | 10 | 0 | 0 | .288 | |
| Apr 11 | at Texas Tech | *c | 3 | 0 | 0 | 0 | 0 | 0 | 0 | 0 | 0 | 0 | 0 | 0 | 0 | 0 | 1 | 5 | 0 | 0 | .273 | |
| Apr 13 | at Texas Tech | *c | 4 | 1 | 1 | 1 | 0 | 0 | 0 | 0 | 0 | 0 | 0 | 0 | 0 | 0 | 0 | 4 | 0 | 0 | .271 | |
| Apr 18 | UTAH | *c | 3 | 0 | 0 | 0 | 0 | 0 | 0 | 0 | 0 | 0 | 0 | 0 | 0 | 0 | 0 | 9 | 0 | 1 | .258 | |
| Apr 19 | UTAH | *c | 4 | 0 | 0 | 0 | 0 | 0 | 0 | 0 | 0 | 0 | 0 | 0 | 0 | 0 | 2 | 6 | 1 | 0 | .242 | |
| Apr 22 | HCU | ph | 1 | 0 | 0 | 0 | 0 | 0 | 0 | 0 | 0 | 0 | 0 | 0 | 0 | 0 | 1 | 0 | 0 | 0 | .239 | |
| Apr 26 | at TCU | *c | 3 | 0 | 1 | 0 | 0 | 0 | 0 | 0 | 0 | 0 | 0 | 0 | 0 | 0 | 0 | 8 | 1 | 0 | .243 | |
| Apr 29 | at Sam Houston | c | 0 | 1 | 0 | 0 | 0 | 0 | 0 | 0 | 0 | 0 | 1 | 0 | 0 | 0 | 0 | 2 | 1 | 0 | .243 | |
| May 03 | ARIZONA STATE | *c | 2 | 0 | 0 | 0 | 0 | 0 | 0 | 1 | 0 | 0 | 0 | 0 | 0 | 0 | 0 | 8 | 1 | 0 | .236 | |
| Totals | | | 22gs | 72 | 13 | 17 | 20 | 1 | 0 | 2 | 11 | 2 | 0 | 5 | 0 | 1 | 2 | 14 | 175 | 10 | 1 | .236 |

On base pct. .371 • Slugging pct. .333

BROADCAST NOTES

- Had a career-day in Baylor debut, going 3-for-4 with 3 RBIs on Feb. 15 vs. YSU.
- Launched his first-career home run vs. Gonzaga (2/23/25).
- Logged a career-high 4 RBIs in Sunday finale vs. K-State (3/23/25).
- Had back-to-back multi-RBI games at Arizona, including a massive two-run home run in Friday night series-opening win.

| KENNETT'S CAREER STATS *AT DALLAS BAPTIST | | | | | | | | | | | | | | | | | | | |
|---|------|-------|----|----|----|----|----|----|-----|------|----|-----|----|-----|------|----|----|----|-----|
| Season | AVG. | GP-GS | AB | R | H | 2B | 3B | HR | RBI | SLG% | BB | HBP | SO | GDP | OB% | SF | SH | SB | PO |
| 2024* | .056 | 12-4 | 18 | 0 | 1 | 0 | 0 | 0 | 0 | .056 | 0 | 0 | 3 | 1 | .056 | 0 | 0 | 0 | 58 |
| 2025 | .236 | 26-22 | 72 | 13 | 17 | 1 | 0 | 2 | 20 | .333 | 11 | 5 | 14 | 2 | .371 | 1 | 0 | 2 | 175 |
| TOTAL | .200 | 38-26 | 90 | 13 | 18 | 1 | 0 | 2 | 20 | .278 | 11 | 5 | 17 | 3 | .318 | 1 | 0 | 2 | 233 |



22 - JACK LITTLE

INF • R/R • 6-1 • 211 • R-SO. • 2ND YEAR AT BU
KATY, TEXAS (WICHITA STATE)

2025 SEASON HIGHS

Hits: 3, 2x, last vs. UTSA (2/18/25)
Runs: 3, 2x, last at Texas State (3/18/25)
Doubles: 2, vs. LMU (3/8/25)
Triples: N/A
Homers: 2, vs. Kansas State (3/22/25)
RBI: 3, 3x, last at Texas Tech (4/12/25)
Walks: 3, vs. SFA (2/25/25)
Steals: 1, 5x, last at UTA (4/15/25)
Hitting Streak: 4 games, 2x, last: 3/7/25-3/16/25
On-Base Streak: 19 games, 2/22/2025-3/28/25

CAREER HIGHS *AT WICHITA STATE

Hits: 3, 5x, last vs. UTSA (2/18/25)
Runs: 3, 4x, last at Texas State (3/18/25)
Doubles: 2, vs. LMU (3/8/25)
Triples: 1, vs. UMass (3/26/23)*
Homers: 2, vs. Kansas State (3/22/25)
RBI: 4, at UCF (5/18/23)*
Walks: 3, vs. SFA (2/25/25)
Steals: 2, at Tulane (4/14/23)*
Hitting Streak: 5 games, 5/12/23-5/19/23*
On-Base Streak: 19 games, 2/22/2025-3/28/25

THE LITTLE FILE

- Son of Charity and Mark Little
- Father, Mark, played five years in MLB
- Sister, Ryan, runs track at Texas A&M
- Majoring in health, kinesiology and leisure studies
- Favorite team is the Minnesota Twins
- Favorite player is Jose Ramirez
- Entrance Music: "Callin' Baton Rouge" by Garth Brooks

2025 GAME-BY-GAME

2025 Baylor Bears Baseball
Individual Game-by-Game for Baylor (as of May 07, 2025)

#22 Little, Jack - 42 games (All games)

| Date | Opponent | Pos | AB | R | H | RBI | 2B | 3B | HR | BB | SB | CS | HBP | SAC | SF | GDP | K | PO | A | E | Avg |
|--------|-----------------|--------|------|-----|----|-----|----|----|----|----|----|----|-----|-----|----|-----|----|-----|----|---|------|
| Feb 14 | YOUNGSTOWN STAT | *2b | 5 | 2 | 2 | 0 | 0 | 0 | 0 | 0 | 0 | 0 | 0 | 0 | 0 | 0 | 0 | 3 | 2 | 0 | .400 |
| Feb 15 | YOUNGSTOWN STAT | *2b | 4 | 3 | 2 | 3 | 1 | 0 | 0 | 1 | 1 | 0 | 0 | 0 | 0 | 0 | 1 | 0 | 1 | 1 | .444 |
| Feb 15 | YOUNGSTOWN STAT | *2b | 6 | 2 | 3 | 1 | 1 | 0 | 0 | 0 | 0 | 0 | 0 | 0 | 0 | 0 | 1 | 1 | 2 | 1 | .467 |
| Feb 18 | UTSA | *2b | 5 | 2 | 3 | 1 | 1 | 0 | 0 | 0 | 0 | 1 | 0 | 0 | 0 | 0 | 0 | 0 | 2 | 0 | .500 |
| Feb 21 | GONZAGA | *2b | 4 | 0 | 0 | 0 | 0 | 0 | 0 | 0 | 0 | 1 | 0 | 0 | 0 | 0 | 2 | 2 | 2 | 0 | .417 |
| Feb 22 | GONZAGA | *1b | 4 | 1 | 0 | 0 | 0 | 0 | 0 | 1 | 0 | 0 | 0 | 0 | 0 | 0 | 2 | 12 | 0 | 0 | .357 |
| Feb 23 | GONZAGA | *2b/1b | 4 | 0 | 0 | 0 | 0 | 0 | 0 | 2 | 0 | 0 | 0 | 0 | 0 | 0 | 1 | 5 | 4 | 0 | .312 |
| Feb 25 | SFA | *2b | 2 | 2 | 0 | 0 | 0 | 0 | 0 | 3 | 0 | 0 | 0 | 0 | 0 | 0 | 1 | 2 | 2 | 1 | .294 |
| Feb 28 | vs Oregon State | *2b | 3 | 0 | 1 | 1 | 0 | 0 | 0 | 1 | 0 | 0 | 0 | 0 | 0 | 0 | 1 | 7 | 0 | 0 | .297 |
| Mar 01 | vs Ohio State | *1b | 5 | 1 | 2 | 2 | 0 | 0 | 1 | 0 | 0 | 0 | 0 | 0 | 0 | 0 | 2 | 11 | 0 | 0 | .310 |
| Mar 02 | vs Auburn | *1b | 5 | 2 | 2 | 1 | 0 | 0 | 1 | 0 | 0 | 0 | 0 | 0 | 0 | 0 | 2 | 11 | 0 | 0 | .319 |
| Mar 04 | TARLETON | *1b | 2 | 1 | 0 | 0 | 0 | 0 | 0 | 2 | 0 | 0 | 1 | 0 | 0 | 0 | 0 | 8 | 1 | 0 | .306 |
| Mar 07 | LOYOLA MARYMOUN | *1b | 6 | 1 | 1 | 1 | 0 | 0 | 1 | 0 | 0 | 0 | 0 | 0 | 0 | 0 | 0 | 7 | 0 | 1 | .291 |
| Mar 08 | LOYOLA MARYMOUN | *2b/1b | 5 | 1 | 2 | 3 | 2 | 0 | 0 | 0 | 0 | 0 | 0 | 0 | 0 | 0 | 1 | 2 | 3 | 1 | .300 |
| Mar 09 | LOYOLA MARYMOUN | *1b | 2 | 2 | 1 | 2 | 0 | 0 | 0 | 2 | 0 | 0 | 0 | 0 | 0 | 0 | 1 | 10 | 0 | 0 | .306 |
| Mar 11 | SAM HOUSTON | *1b | 4 | 0 | 1 | 2 | 0 | 0 | 0 | 0 | 1 | 0 | 0 | 0 | 1 | 0 | 2 | 5 | 0 | 0 | .303 |
| Mar 14 | at Kansas | *1b | 3 | 0 | 0 | 0 | 0 | 0 | 0 | 1 | 0 | 0 | 0 | 0 | 0 | 0 | 2 | 9 | 1 | 0 | .290 |
| Mar 15 | at Kansas | *1b | 3 | 1 | 1 | 0 | 0 | 0 | 0 | 2 | 0 | 0 | 0 | 0 | 0 | 0 | 1 | 7 | 0 | 0 | .292 |
| Mar 16 | at Kansas | *1b | 4 | 0 | 1 | 1 | 0 | 0 | 0 | 2 | 0 | 0 | 0 | 0 | 0 | 0 | 2 | 11 | 0 | 0 | .289 |
| Mar 18 | at Texas State | *1b | 3 | 3 | 0 | 0 | 0 | 0 | 0 | 1 | 0 | 0 | 1 | 0 | 0 | 0 | 2 | 5 | 0 | 0 | .278 |
| Mar 21 | KANSAS STATE | *1b | 5 | 1 | 1 | 0 | 0 | 0 | 0 | 0 | 0 | 0 | 0 | 0 | 0 | 0 | 2 | 11 | 0 | 1 | .274 |
| Mar 22 | KANSAS STATE | *1b | 4 | 2 | 2 | 2 | 0 | 0 | 2 | 0 | 0 | 0 | 0 | 0 | 0 | 0 | 1 | 4 | 0 | 0 | .284 |
| Mar 25 | UT ARLINGTON | *1b | 5 | 1 | 1 | 0 | 0 | 0 | 0 | 0 | 1 | 0 | 0 | 0 | 0 | 0 | 3 | 9 | 0 | 0 | .283 |
| Mar 28 | at Arizona | *1b | 5 | 1 | 1 | 0 | 0 | 0 | 0 | 0 | 1 | 0 | 0 | 0 | 0 | 0 | 2 | 11 | 0 | 0 | .278 |
| Mar 29 | at Arizona | *1b | 4 | 1 | 0 | 1 | 0 | 0 | 0 | 0 | 0 | 0 | 0 | 0 | 0 | 0 | 2 | 11 | 0 | 0 | .267 |
| Mar 30 | at Arizona | *1b | 5 | 1 | 2 | 1 | 1 | 0 | 0 | 0 | 0 | 0 | 0 | 0 | 0 | 0 | 1 | 8 | 0 | 0 | .274 |
| Apr 01 | HCU | *1b | 3 | 0 | 1 | 2 | 0 | 0 | 0 | 0 | 0 | 0 | 0 | 1 | 0 | 0 | 2 | 11 | 1 | 0 | .275 |
| Apr 04 | HOUSTON | *1b | 4 | 0 | 0 | 0 | 0 | 0 | 0 | 0 | 0 | 0 | 0 | 0 | 0 | 0 | 2 | 11 | 1 | 0 | .265 |
| Apr 05 | HOUSTON | *1b | 2 | 0 | 0 | 0 | 0 | 0 | 0 | 1 | 0 | 1 | 1 | 0 | 0 | 0 | 2 | 13 | 0 | 0 | .261 |
| Apr 06 | HOUSTON | *1b | 3 | 0 | 0 | 0 | 0 | 0 | 0 | 0 | 0 | 0 | 0 | 0 | 1 | 1 | 11 | 1 | 0 | 0 | .254 |
| Apr 08 | TEXAS STATE | *1b | 3 | 0 | 0 | 0 | 0 | 0 | 0 | 0 | 0 | 0 | 0 | 0 | 0 | 0 | 2 | 6 | 0 | 1 | .248 |
| Apr 11 | at Texas Tech | *1b | 4 | 0 | 1 | 0 | 1 | 0 | 0 | 0 | 0 | 0 | 0 | 0 | 0 | 0 | 1 | 8 | 0 | 0 | .248 |
| Apr 12 | at Texas Tech | *1b | 5 | 1 | 2 | 3 | 1 | 0 | 1 | 0 | 0 | 0 | 0 | 0 | 0 | 0 | 2 | 11 | 0 | 0 | .254 |
| Apr 13 | at Texas Tech | *1b | 3 | 0 | 0 | 1 | 0 | 0 | 0 | 0 | 0 | 0 | 0 | 1 | 0 | 0 | 0 | 8 | 0 | 0 | .248 |
| Apr 15 | at UT Arlington | *1b | 4 | 1 | 0 | 0 | 0 | 0 | 0 | 1 | 1 | 0 | 0 | 0 | 0 | 0 | 2 | 7 | 0 | 0 | .241 |
| Apr 17 | UTAH | *1b | 3 | 0 | 0 | 0 | 0 | 0 | 0 | 0 | 0 | 0 | 0 | 0 | 0 | 0 | 2 | 10 | 0 | 0 | .236 |
| Apr 19 | UTAH | pr | 0 | 0 | 0 | 0 | 0 | 0 | 0 | 0 | 0 | 0 | 0 | 0 | 0 | 0 | 0 | 0 | 0 | 0 | .236 |
| Apr 22 | HCU | ph/2b | 1 | 0 | 0 | 0 | 0 | 0 | 0 | 0 | 0 | 0 | 0 | 0 | 0 | 0 | 0 | 0 | 0 | 0 | .234 |
| Apr 26 | TCU | *1b | 2 | 0 | 0 | 0 | 0 | 0 | 0 | 1 | 0 | 0 | 0 | 1 | 0 | 0 | 1 | 7 | 0 | 0 | .231 |
| Apr 27 | at TCU | *1b | 4 | 0 | 0 | 0 | 0 | 0 | 0 | 0 | 0 | 0 | 0 | 0 | 0 | 0 | 2 | 6 | 1 | 0 | .224 |
| Apr 29 | at Sam Houston | ph/2b | 1 | 1 | 1 | 0 | 0 | 0 | 0 | 0 | 0 | 0 | 0 | 0 | 0 | 0 | 0 | 1 | 0 | 0 | .230 |
| May 04 | ARIZONA STATE | *1b | 2 | 0 | 0 | 0 | 0 | 0 | 0 | 0 | 0 | 0 | 0 | 0 | 0 | 0 | 1 | 10 | 0 | 0 | .227 |
| Totals | | | 39gs | 150 | 33 | 34 | 29 | 8 | 0 | 6 | 21 | 5 | 3 | 4 | 3 | 1 | 54 | 276 | 24 | 7 | .227 |

On base pct. .335 • Slugging pct. .400

BROADCAST NOTES

- Crushed a 458-foot home run at Texas Tech (4/12/25), the longest by a Bear so far this season.
- Launched a career-high two homers vs. Kansas State (3/22/25), his first coming on the first pitch of the game.
- Logged multi-hit performances in his first 4 games of 2025.
- Made his Baylor debut with seven hits and seven runs scored in Youngstown State series.
- Hit his first two home runs as a Bear at Globe Life Field -- a two-run shot against Ohio State and a leadoff homer against Auburn.
- Hit an inside-the-park HR against LMU in Friday night series opener (3/7/25).
- Did not play in 2024 after suffering season-ending injury in the preseason.
- Transferred from Wichita State, where he was a 2023 All-Freshman Team selection in the American Conference.

| LITTLE'S CAREER STATS | | | | | | | | | | | | | | | | | | | | | | |
|-----------------------|--------------|-------|-----|----|----|----|----|----|-----|------|----|-----|-----|-----|------|----|----|----|-----|----|----|------|
| *AT WICHITA STATE | | | | | | | | | | | | | | | | | | | | | | |
| Season | AVG. | GP-GS | AB | R | H | 2B | 3B | HR | RBI | SLG% | BB | HBP | SO | GDP | OB% | SF | SH | SB | PO | A | E | FLD% |
| 2023* | .250 | 46-45 | 152 | 34 | 38 | 7 | 1 | 3 | 25 | .368 | 14 | 5 | 49 | 2 | .326 | 4 | 2 | 10 | 31 | 61 | 7 | .929 |
| 2024 | DID NOT PLAY | | | | | | | | | | | | | | | | | | | | | |
| 2025 | .227 | 42-39 | 150 | 33 | 34 | 8 | 0 | 6 | 29 | .400 | 21 | 4 | 54 | 1 | .335 | 1 | 3 | 5 | 276 | 24 | 7 | .977 |
| TOTAL | .238 | 88-84 | 302 | 67 | 72 | 15 | 1 | 9 | 54 | .384 | 35 | 9 | 103 | 3 | .330 | 5 | 5 | 15 | 307 | 85 | 14 | .966 |



46 - GRAYSON MURRY

RHP • R/R • 6-5 • 219 • JR. • 1ST YEAR AT BU
TYLER, TEXAS (TYLER JC)

2025 SEASON HIGHS

Starter Innings: N/A
Relief Innings: 3.0, vs. Houston (4/6/25)
Strikeouts: 3, 2x, last at Sam Houston (4/29/25)
Scoreless Appearance Streak: 5 games, 2/15/25-3/7/25

CAREER HIGHS

Starter Innings: N/A
Relief Innings: 3.0, vs. Houston (4/6/25)
Strikeouts: 3, 2x, last at Sam Houston (4/29/25)
Scoreless Appearance Streak: 5 games, 2/15/25-3/7/25

THE MURRY FILE

- Son of Ashley Smith and Brett Murry
- Has two siblings, Brigg and Madelyn
- Father, Brett, played college basketball at Texas A&M
- Grandfather pitched in the Los Angeles Dodgers organization
- Favorite team is the Atlanta Braves
- Favorite player is Jason Heyward
- Majoring in business management
- Entrance Music: "That's Who I Praise" by Brandon Lake

2024 GAME-BY-GAME

2025 Baylor Bears Baseball
Individual Game-by-Game for Baylor (as of May 07, 2025)

#46 Murry, Grayson - 2 games (All games)

| Date | Opponent | Pos | AB | R | H | RBI | 2B | 3B | HR | BB | SB | CS | HBP | SAC | SF | GDP | K | PO | A | E | Avg |
|--------|----------|-----|----|---|---|-----|----|----|----|----|----|----|-----|-----|----|-----|---|----|---|---|------|
| Feb 25 | SFA | p | 0 | 0 | 0 | 0 | 0 | 0 | 0 | 0 | 0 | 0 | 0 | 0 | 0 | 0 | 0 | 0 | 1 | 0 | .000 |
| Apr 06 | HOUSTON | p | 0 | 0 | 0 | 0 | 0 | 0 | 0 | 0 | 0 | 0 | 0 | 0 | 0 | 0 | 0 | 0 | 2 | 0 | .000 |
| Totals | | Ogs | 0 | 0 | 0 | 0 | 0 | 0 | 0 | 0 | 0 | 0 | 0 | 0 | 0 | 0 | 0 | 0 | 3 | 0 | .000 |

On base pct. .000 • Slugging pct. .000

#46 Murry, Grayson - 16 appearances (All games)

| Date | Opponent | GS | IP | H | R | ER | BB | SO | 2B | 3B | HR | WP | BK | HBP | IBB | Score | W-L | Sv | ERA | NP |
|--------|-----------------|----|------|----|---|----|----|----|----|----|----|----|----|-----|-----|--------|-----|----|------|----|
| Feb 15 | YOUNGSTOWN STAT | | 0.2 | 0 | 0 | 0 | 0 | 1 | 0 | 0 | 0 | 0 | 0 | 0 | 0 | 12-4 | 0-0 | 0 | 0.00 | 11 |
| Feb 25 | SFA | | 2.0 | 0 | 0 | 0 | 0 | 1 | 0 | 0 | 0 | 0 | 0 | 0 | 0 | 9-4 | 1-0 | 0 | 0.00 | 17 |
| Feb 28 | vs Oregon State | | 1.2 | 1 | 0 | 0 | 0 | 2 | 0 | 0 | 0 | 0 | 0 | 0 | 0 | 3-4 | 1-0 | 0 | 0.00 | 19 |
| Mar 04 | TARLETON | | 1.0 | 0 | 0 | 0 | 0 | 2 | 0 | 0 | 0 | 0 | 0 | 0 | 0 | 7-2 | 1-0 | 0 | 0.00 | 14 |
| Mar 07 | LOYOLA MARYMOUN | | 0.1 | 0 | 0 | 0 | 0 | 1 | 0 | 0 | 0 | 0 | 0 | 0 | 0 | 9-4 | 1-0 | 0 | 0.00 | 5 |
| Mar 16 | at Kansas | | 1.1 | 1 | 1 | 1 | 1 | 1 | 1 | 0 | 0 | 0 | 0 | 0 | 0 | 9-7 | 1-0 | 0 | 1.29 | 20 |
| Mar 23 | KANSAS STATE | | 1.1 | 2 | 2 | 2 | 0 | 2 | 1 | 0 | 1 | 0 | 0 | 0 | 0 | 19-4 | 2-0 | 0 | 3.24 | 30 |
| Mar 29 | at Arizona | | 2.2 | 1 | 0 | 0 | 1 | 2 | 0 | 0 | 0 | 0 | 0 | 0 | 0 | 6-3 | 3-0 | 0 | 2.45 | 36 |
| Apr 06 | HOUSTON | | 3.0 | 1 | 0 | 0 | 1 | 2 | 1 | 0 | 0 | 0 | 0 | 0 | 0 | 2-4 | 3-0 | 0 | 1.93 | 45 |
| Apr 13 | at Texas Tech | | 1.1 | 1 | 1 | 1 | 3 | 0 | 0 | 0 | 0 | 0 | 0 | 0 | 0 | 8-9 | 3-0 | 0 | 2.35 | 24 |
| Apr 15 | at UT Arlington | | 1.0 | 0 | 0 | 0 | 1 | 2 | 0 | 0 | 0 | 0 | 0 | 0 | 0 | 9-8 | 3-0 | 1 | 2.20 | 17 |
| Apr 19 | UTAH | | 1.1 | 1 | 0 | 0 | 0 | 1 | 0 | 0 | 0 | 0 | 0 | 0 | 0 | 9-0 | 3-0 | 1 | 2.04 | 13 |
| Apr 22 | HCU | | 1.0 | 1 | 0 | 0 | 0 | 3 | 0 | 0 | 0 | 1 | 0 | 0 | 0 | 9-1 | 3-0 | 1 | 1.93 | 20 |
| Apr 29 | at Sam Houston | | 1.0 | 0 | 0 | 0 | 0 | 3 | 0 | 0 | 0 | 0 | 0 | 0 | 0 | 15-4 | 3-0 | 1 | 1.83 | 13 |
| May 02 | ARIZONA STATE | | 1.1 | 2 | 0 | 0 | 2 | 0 | 1 | 0 | 0 | 0 | 0 | 0 | 0 | 7-4 | 3-0 | 1 | 1.71 | 31 |
| May 04 | ARIZONA STATE | | 0.1 | 2 | 1 | 1 | 0 | 0 | 1 | 0 | 0 | 0 | 0 | 0 | 0 | 6-8 | 3-0 | 1 | 2.11 | 11 |
| Totals | | 0 | 21.1 | 13 | 5 | 5 | 9 | 23 | 5 | 0 | 1 | 1 | 0 | 0 | 0 | 139-70 | 3-0 | 1 | 2.11 | - |

BROADCAST NOTES

- 12 of his 16 appearances so far in 2025 have been scoreless.
- Has at least one strikeout in 13 of his 16 outings so far in 2025, including eight multi-strikeout games.
- Struck out the side in lone inning of work at Sam Houston (4/29/25).
- Collected first-career save at UTA (4/15/25).
- Worked a season-long three innings of relief vs. Houston (4/6/25).
- Picked up his third win of the season in Saturday series-clincher at Arizona (2.2 IP, 1 H, 0 R, 1 BB, 2 SO).
- Was excellent in relief against Oregon State (2/28/25) with 1.2 scoreless innings and two strikeouts.
- Made Baylor debut against YSU (2/15/25) Game 2.

| MURRY'S CAREER STATS | | | | | | | | | | | | | | | | | | | | | | |
|----------------------|------|-----|--------|----------|-----|----|------|----|---|----|----|----|----|----|----|----|-------|----|-----|----|-----|-----|
| Season | ERA | W-L | APP-GS | CG | SHO | SV | IP | H | R | ER | BB | SO | 2B | 3B | HR | BF | B/AVG | WP | HBP | BK | SFA | SHA |
| 2023 | | | | TYLER JC | | | | | | | | | | | | | | | | | | |
| 2024 | | | | TYLER JC | | | | | | | | | | | | | | | | | | |
| 2025 | 2.11 | 3-0 | 16-0 | 0 | 0-1 | 1 | 21.1 | 13 | 5 | 5 | 9 | 23 | 5 | 0 | 1 | 82 | .183 | 1 | 0 | 0 | 1 | 1 |
| TOTAL | 2.11 | 3-0 | 16-0 | 0 | 0-1 | 1 | 21.1 | 13 | 5 | 5 | 9 | 23 | 5 | 0 | 1 | 82 | .183 | 1 | 0 | 0 | 1 | 1 |



11 - WILL PENDERGRASS
INF • R/R • 6-2 • 211 • R-SR. • 3RD YEAR AT BU
MISSOURI CITY, TEXAS (CISCO CC)

2025 SEASON HIGHS

Hits: 2, vs. Utah (4/19/25)
Runs: 2, vs. Utah (4/19/25)
Doubles: 1, vs. Utah (4/18/25)
Triples: N/A
Homers: 1, vs. Utah (4/19/25)
RBI: 4, vs. Utah (4/19/25)
Walks: 1, 3x, last vs. HCU (4/22/25)
Steals: 1, vs. Utah (4/19/25)
Hitting Streak: 2 games, 4/18/25-4/19/25
On-Base Streak: 3 games, 4/18/25-4/22/25

CAREER HIGHS *AT HOUSTON

Hits: 3, 2x, last vs. Oral Roberts (3/2/24)
Runs: 3, vs. SFA (3/12/24)
Doubles: 2, 2x, last vs. Oral Roberts (3/1/24)
Triples: 1, vs. Texas (3/6/21)*
Homers: 2, at Texas A&M-CC (2/27/21)*
RBI: 4, 2x, last vs. Utah (4/19/25)
Walks: 1, 17x, last vs. HCU (4/22/25)
Steals: 1, 2x, last vs. Utah (4/19/25)
Hitting Streak: 8 games, 3/20/21-4/2/21*
On-Base Streak: 11 games, 3/14/21-4/2/21*

THE PENDERGRASS FILE

- Nickname is "Pendy" and "Sticks"
- Son of Julie Mahan and Rusty Pendergrass
- Has a brother, Jax, and two sisters, Madison and Riley
- Father, Rusty, is a baseball coach at Stephen F. Austin
- Graduated with degree in health, kinesiology and leisure studies (HKLS)
- Currently pursuing a master's in sports management
- Favorite team is the Houston Astros
- Favorite player is Jose Altuve
- Enjoys playing golf
- Walkup Music: "Roses" by OutKast

2024 GAME-BY-GAME

2025 Baylor Bears Baseball
Individual Game-by-Game for Baylor (as of May 07, 2025)

| #11 Pendergrass, Will - 21 games (All games) | | | | | | | | | | | | | | | | | | | | | |
|--|-----------------|--------|----|---|---|-----|----|----|----|----|----|----|-----|-----|----|-----|---|----|----|---|------|
| Date | Opponent | Pos | AB | R | H | RBI | 2B | 3B | HR | BB | SB | CS | HBP | SAC | SF | GDP | K | PO | A | E | Avg |
| Feb 14 | YOUNGSTOWN STAT | 1b | 0 | 0 | 0 | 0 | 0 | 0 | 0 | 0 | 0 | 0 | 0 | 0 | 0 | 0 | 0 | 1 | 0 | 0 | .000 |
| Feb 15 | YOUNGSTOWN STAT | ph/1b | 1 | 0 | 0 | 0 | 0 | 0 | 0 | 0 | 0 | 0 | 0 | 0 | 0 | 0 | 0 | 1 | 1 | 0 | .000 |
| Feb 15 | YOUNGSTOWN STAT | *1b | 5 | 0 | 0 | 0 | 0 | 0 | 0 | 0 | 0 | 0 | 0 | 0 | 0 | 1 | 1 | 4 | 0 | 0 | .000 |
| Feb 18 | UTSA | 1b | 0 | 0 | 0 | 0 | 0 | 0 | 0 | 0 | 0 | 0 | 0 | 0 | 0 | 0 | 0 | 1 | 0 | 0 | .000 |
| Feb 25 | SFA | *1b | 4 | 0 | 1 | 1 | 0 | 0 | 0 | 0 | 0 | 0 | 0 | 0 | 1 | 0 | 0 | 12 | 0 | 0 | .100 |
| Feb 28 | vs Oregon State | *1b | 2 | 0 | 0 | 0 | 0 | 0 | 0 | 0 | 0 | 0 | 0 | 0 | 0 | 0 | 1 | 5 | 0 | 0 | .083 |
| Mar 09 | LOYOLA MARYMOUN | 1b | 1 | 0 | 0 | 0 | 0 | 0 | 0 | 0 | 0 | 0 | 0 | 0 | 0 | 0 | 0 | 1 | 0 | 0 | .077 |
| Mar 15 | at Kansas | ph | 0 | 0 | 0 | 0 | 0 | 0 | 0 | 1 | 0 | 0 | 0 | 0 | 0 | 0 | 0 | 0 | 0 | 0 | .077 |
| Mar 18 | at Texas State | ph/1b | 1 | 0 | 0 | 0 | 0 | 0 | 0 | 0 | 0 | 0 | 0 | 0 | 0 | 0 | 0 | 0 | 0 | 0 | .071 |
| Mar 22 | KANSAS STATE | 1b | 1 | 0 | 0 | 0 | 0 | 0 | 0 | 0 | 0 | 0 | 0 | 0 | 0 | 0 | 0 | 3 | 0 | 0 | .067 |
| Mar 23 | KANSAS STATE | *1b | 2 | 0 | 0 | 0 | 0 | 0 | 0 | 0 | 0 | 0 | 0 | 0 | 0 | 0 | 0 | 1 | 0 | 0 | .059 |
| Mar 25 | UT ARLINGTON | ph/1b | 1 | 0 | 0 | 0 | 0 | 0 | 0 | 0 | 0 | 0 | 0 | 0 | 0 | 0 | 0 | 1 | 0 | 0 | .056 |
| Apr 12 | at Texas Tech | dh/ph | 1 | 1 | 1 | 0 | 0 | 0 | 0 | 0 | 0 | 0 | 0 | 0 | 0 | 0 | 0 | 2 | 0 | 0 | .105 |
| Apr 17 | UTAH | 1b | 1 | 0 | 0 | 0 | 0 | 0 | 0 | 0 | 0 | 0 | 0 | 0 | 0 | 0 | 1 | 1 | 0 | 0 | .100 |
| Apr 18 | UTAH | *1b | 3 | 1 | 1 | 0 | 1 | 0 | 0 | 0 | 0 | 0 | 0 | 0 | 0 | 0 | 0 | 12 | 1 | 0 | .130 |
| Apr 19 | UTAH | *1b | 3 | 2 | 2 | 4 | 0 | 0 | 1 | 1 | 1 | 0 | 0 | 0 | 0 | 0 | 0 | 11 | 0 | 0 | .192 |
| Apr 22 | HCU | *1b/3b | 3 | 1 | 0 | 0 | 0 | 0 | 0 | 1 | 0 | 0 | 0 | 0 | 0 | 0 | 0 | 1 | 11 | 0 | .172 |
| Apr 25 | at TCU | *1b | 4 | 0 | 0 | 0 | 0 | 0 | 0 | 0 | 0 | 0 | 0 | 0 | 0 | 0 | 1 | 5 | 1 | 0 | .152 |
| Apr 29 | at Sam Houston | ph | 1 | 1 | 1 | 1 | 0 | 0 | 0 | 0 | 0 | 0 | 0 | 0 | 0 | 0 | 0 | 0 | 0 | 0 | .176 |
| May 02 | ARIZONA STATE | *1b | 4 | 1 | 0 | 0 | 0 | 0 | 0 | 0 | 0 | 0 | 0 | 0 | 0 | 0 | 2 | 6 | 0 | 0 | .158 |
| May 04 | ARIZONA STATE | ph/1b | 2 | 1 | 1 | 0 | 0 | 0 | 0 | 0 | 0 | 0 | 0 | 0 | 0 | 0 | 1 | 1 | 0 | 0 | .175 |
| Totals | | 9gs | 40 | 8 | 7 | 6 | 1 | 0 | 1 | 3 | 1 | 0 | 0 | 0 | 1 | 1 | 9 | 79 | 3 | 0 | .175 |

On base pct. .227 • Slugging pct. .275

BROADCAST NOTES

- Hit a grand slam on Saturday, April 19, vs. Utah.
- Returned to BU starting lineup on Friday, April 18, vs. Utah and promptly doubled.
- Spent a few weeks coaching first base after not seeing action for extended period of time.

| PENDERGRASS' CAREER STATS | | | | | | | | | | | | | | | | | | | | | | | | | *AT HOUSTON | | | | | | |
|---------------------------|----------|--------|-----|----|----|----|----|----|-----|------|----|-----|----|-----|------|----|----|----|-----|----|----|-------|--|--|-------------|--|--|--|--|--|--|
| Season | AVG. | GP-GS | AB | R | H | 2B | 3B | HR | RBI | SLG% | BB | HBP | SO | GDP | OB% | SF | SH | SB | PO | A | E | FLD% | | | | | | | | | |
| 2021* | .237 | 52-49 | 177 | 25 | 42 | 4 | 1 | 6 | 21 | .373 | 6 | 9 | 49 | 2 | .295 | 1 | 1 | 1 | 120 | 59 | 11 | .942 | | | | | | | | | |
| 2022 | CISCO CC | | | | | | | | | | | | | | | | | | | | | | | | | | | | | | |
| 2023 | .250 | 15-10 | 44 | 7 | 11 | 3 | 0 | 1 | 6 | .386 | 4 | 1 | 10 | 0 | .327 | 0 | 2 | 0 | 27 | 9 | 0 | 1.000 | | | | | | | | | |
| 2024 | .238 | 19-16 | 63 | 9 | 15 | 5 | 0 | 2 | 10 | .413 | 4 | 3 | 18 | 1 | .314 | 0 | 0 | 0 | 99 | 11 | 1 | .991 | | | | | | | | | |
| 2025 | .175 | 21-9 | 40 | 8 | 7 | 1 | 0 | 1 | 6 | .275 | 3 | 0 | 9 | 1 | .227 | 1 | 0 | 1 | 79 | 3 | 0 | 1.000 | | | | | | | | | |
| TOTAL | .231 | 107-85 | 324 | 49 | 75 | 13 | 1 | 10 | 43 | .370 | 17 | 13 | 86 | 4 | .295 | 2 | 3 | 2 | 325 | 82 | 12 | .971 | | | | | | | | | |



5 - PEARSON RIEBOCK

INF • L/R • 6-0 • 181 • FR. • 1ST YEAR AT BU
ROCKWALL, TEXAS (ROCKWALL HS)

2025 SEASON HIGHS

Hits: 3, 3x, last vs. Arizona State (4/4/25)
Runs: 2, 5x, last at Texas Tech (4/12/25)
Doubles: 2, vs. YSU (2/15/25) Game 2
Triples: 1, 3x, last vs. UTA (3/25/25)
Homers: 1, vs. Sam Houston (3/11/25)
RBI: 3, at Texas State (3/18/25)
Walks: 2, 6x, last vs. Utah (4/19/25)
Steals: 1, 6x, last vs. Houston (4/4/25)
Hitting Streak: 7 games, 3/15/25-3/25/25
On-Base Streak: 15 games, 3/1/25-3/28/25

CAREER HIGHS

Hits: 3, 3x, last vs. Arizona State (4/4/25)
Runs: 2, 5x, last at Texas Tech (4/12/25)
Doubles: 2, vs. YSU (2/15/25) Game 2
Triples: 1, 3x, last vs. UTA (3/25/25)
Homers: 1, vs. Sam Houston (3/11/25)
RBI: 3, at Texas State (3/18/25)
Walks: 2, 6x, last vs. Utah (4/19/25)
Steals: 1, 6x, last vs. Houston (4/4/25)
Hitting Streak: 7 games, 3/15/25-3/25/25
On-Base Streak: 15 games, 3/1/25-3/28/25

THE RIEBOCK FILE

- Son of Maria Pierce and Matthew Riebock
- Has two older brothers, Tyler and Barrett
- Brother, Barrett, currently plays professional baseball in the Cleveland Guardians organization
- Favorite team is the Chicago Cubs
- Favorite player is Bryce Harper
- Majoring in corporate communication
- Entrance Music: "Glorious Day" by Passion
- Entrance Music: "So Fresh, So Clean" by OutKast

2025 GAME-BY-GAME

2025 Baylor Bears Baseball
Individual Game-by-Game for Baylor (as of May 07, 2025)

#5 Riebock, Pearson - 43 games (All games)

| Date | Opponent | Pos | AB | R | H | RBI | 2B | 3B | HR | BB | SB | CS | HBP | SAC | SF | GDP | K | PO | A | E | Avg |
|--------|-----------------|--------|-----|----|----|-----|----|----|----|----|----|----|-----|-----|----|-----|----|----|----|----|------|
| Feb 14 | YOUNGSTOWN STAT | pr | 0 | 1 | 0 | 0 | 0 | 0 | 0 | 0 | 0 | 0 | 0 | 0 | 0 | 0 | 0 | 0 | 0 | 0 | .000 |
| Feb 15 | YOUNGSTOWN STAT | *3b | 4 | 0 | 2 | 1 | 2 | 0 | 0 | 1 | 0 | 0 | 0 | 0 | 0 | 0 | 1 | 0 | 0 | 0 | .500 |
| Feb 21 | GONZAGA | *3b | 1 | 0 | 1 | 1 | 0 | 0 | 0 | 1 | 0 | 0 | 0 | 0 | 0 | 0 | 0 | 0 | 3 | 0 | .600 |
| Feb 23 | GONZAGA | *3b/2b | 4 | 2 | 2 | 2 | 0 | 0 | 0 | 0 | 0 | 0 | 0 | 1 | 0 | 0 | 0 | 0 | 1 | 2 | .556 |
| Feb 28 | vs Oregon State | ph/3b | 3 | 0 | 0 | 0 | 0 | 0 | 0 | 0 | 0 | 0 | 0 | 0 | 0 | 0 | 1 | 0 | 0 | 0 | .417 |
| Mar 01 | vs Ohio State | *2b | 3 | 1 | 1 | 0 | 1 | 0 | 0 | 1 | 0 | 0 | 0 | 0 | 0 | 0 | 1 | 0 | 2 | 0 | .400 |
| Mar 02 | vs Auburn | *2b | 4 | 0 | 1 | 0 | 0 | 0 | 0 | 0 | 0 | 0 | 0 | 0 | 0 | 0 | 1 | 1 | 2 | 0 | .368 |
| Mar 04 | TARLETON | *2b | 5 | 1 | 1 | 2 | 1 | 0 | 0 | 0 | 0 | 0 | 0 | 0 | 0 | 0 | 2 | 4 | 4 | 0 | .333 |
| Mar 07 | LOYOLA MARYMOUN | *2b | 3 | 0 | 2 | 1 | 0 | 1 | 0 | 1 | 0 | 0 | 0 | 0 | 0 | 0 | 1 | 1 | 1 | 0 | .370 |
| Mar 08 | LOYOLA MARYMOUN | *3b/2b | 3 | 1 | 1 | 0 | 0 | 0 | 0 | 2 | 1 | 0 | 0 | 0 | 0 | 0 | 0 | 2 | 0 | 1 | .367 |
| Mar 11 | SAM HOUSTON | *3b/2b | 3 | 1 | 2 | 2 | 1 | 0 | 1 | 2 | 0 | 0 | 0 | 0 | 0 | 0 | 1 | 0 | 1 | 0 | .394 |
| Mar 14 | at Kansas | *2b | 3 | 0 | 0 | 0 | 0 | 0 | 0 | 1 | 0 | 0 | 0 | 0 | 0 | 0 | 1 | 1 | 1 | 0 | .361 |
| Mar 15 | at Kansas | *3b | 5 | 0 | 2 | 0 | 0 | 0 | 0 | 0 | 0 | 0 | 0 | 0 | 0 | 0 | 2 | 0 | 4 | 0 | .366 |
| Mar 16 | at Kansas | *3b | 3 | 1 | 1 | 1 | 0 | 0 | 0 | 2 | 1 | 0 | 0 | 0 | 0 | 0 | 2 | 0 | 3 | 0 | .364 |
| Mar 18 | at Texas State | *3b | 3 | 2 | 2 | 3 | 0 | 1 | 0 | 2 | 1 | 0 | 0 | 0 | 0 | 0 | 1 | 0 | 1 | 0 | .383 |
| Mar 21 | KANSAS STATE | *3b | 4 | 0 | 1 | 0 | 0 | 0 | 0 | 0 | 0 | 0 | 0 | 0 | 0 | 0 | 3 | 0 | 2 | 1 | .373 |
| Mar 22 | KANSAS STATE | *3b | 4 | 0 | 2 | 0 | 0 | 0 | 0 | 0 | 0 | 0 | 0 | 0 | 0 | 0 | 2 | 0 | 2 | 1 | .382 |
| Mar 23 | KANSAS STATE | *3b | 4 | 2 | 3 | 1 | 1 | 0 | 0 | 1 | 0 | 0 | 0 | 0 | 0 | 0 | 0 | 1 | 0 | 0 | .407 |
| Mar 25 | UT ARLINGTON | *3b/2b | 3 | 2 | 2 | 2 | 0 | 1 | 0 | 2 | 0 | 0 | 0 | 0 | 0 | 0 | 0 | 0 | 0 | 0 | .419 |
| Mar 28 | at Arizona | *2b | 4 | 1 | 0 | 0 | 0 | 0 | 0 | 1 | 0 | 0 | 0 | 0 | 0 | 0 | 1 | 0 | 2 | 0 | .394 |
| Mar 29 | at Arizona | *3b | 4 | 1 | 0 | 0 | 0 | 0 | 0 | 1 | 0 | 0 | 0 | 0 | 0 | 0 | 2 | 1 | 3 | 0 | .371 |
| Mar 30 | at Arizona | *3b | 5 | 1 | 2 | 0 | 1 | 0 | 0 | 0 | 0 | 0 | 0 | 0 | 0 | 0 | 2 | 2 | 3 | 0 | .373 |
| Apr 01 | HCU | *of | 3 | 0 | 0 | 0 | 0 | 0 | 0 | 1 | 0 | 0 | 0 | 0 | 0 | 0 | 0 | 2 | 0 | 0 | .359 |
| Apr 04 | HOUSTON | *3b | 2 | 0 | 1 | 1 | 0 | 0 | 0 | 0 | 1 | 0 | 0 | 2 | 0 | 0 | 0 | 0 | 0 | 2 | .363 |
| Apr 05 | HOUSTON | *3b | 4 | 0 | 1 | 1 | 0 | 0 | 0 | 1 | 0 | 0 | 0 | 0 | 0 | 0 | 1 | 1 | 2 | 0 | .357 |
| Apr 06 | HOUSTON | *3b | 4 | 0 | 2 | 0 | 0 | 0 | 0 | 1 | 0 | 0 | 0 | 0 | 0 | 0 | 2 | 1 | 3 | 1 | .364 |
| Apr 08 | TEXAS STATE | *3b | 4 | 0 | 0 | 0 | 0 | 0 | 0 | 0 | 0 | 0 | 0 | 0 | 0 | 0 | 1 | 0 | 0 | 0 | .348 |
| Apr 11 | at Texas Tech | *3b | 3 | 1 | 1 | 0 | 0 | 0 | 0 | 1 | 0 | 1 | 0 | 0 | 0 | 0 | 1 | 2 | 2 | 2 | .347 |
| Apr 12 | at Texas Tech | *3b | 6 | 2 | 2 | 2 | 0 | 0 | 0 | 0 | 0 | 0 | 0 | 0 | 0 | 0 | 1 | 0 | 5 | 0 | .347 |
| Apr 13 | at Texas Tech | *3b | 5 | 1 | 2 | 0 | 1 | 0 | 0 | 0 | 0 | 0 | 0 | 0 | 0 | 0 | 0 | 0 | 2 | 0 | .349 |
| Apr 15 | at UT Arlington | *3b | 5 | 0 | 3 | 2 | 0 | 0 | 0 | 0 | 0 | 1 | 0 | 0 | 0 | 0 | 1 | 1 | 1 | 0 | .360 |
| Apr 17 | UTAH | *3b | 4 | 0 | 0 | 0 | 0 | 0 | 0 | 0 | 0 | 0 | 0 | 0 | 0 | 0 | 2 | 1 | 3 | 0 | .348 |
| Apr 18 | UTAH | *3b | 4 | 0 | 1 | 0 | 0 | 0 | 0 | 0 | 0 | 0 | 0 | 0 | 0 | 0 | 1 | 0 | 5 | 0 | .345 |
| Apr 19 | UTAH | *3b | 3 | 1 | 0 | 0 | 0 | 0 | 0 | 2 | 0 | 0 | 0 | 0 | 0 | 0 | 0 | 0 | 1 | 0 | .336 |
| Apr 22 | HCU | *3b | 4 | 1 | 1 | 1 | 0 | 0 | 0 | 0 | 0 | 0 | 0 | 0 | 0 | 0 | 1 | 0 | 2 | 0 | .333 |
| Apr 25 | at TCU | *3b | 3 | 0 | 0 | 0 | 0 | 0 | 0 | 1 | 0 | 0 | 0 | 0 | 0 | 0 | 1 | 1 | 2 | 0 | .326 |
| Apr 26 | at TCU | *3b | 3 | 1 | 1 | 1 | 0 | 0 | 0 | 1 | 0 | 0 | 0 | 0 | 0 | 0 | 0 | 0 | 1 | 0 | .326 |
| Apr 27 | at TCU | *3b | 4 | 1 | 2 | 0 | 1 | 0 | 0 | 0 | 0 | 0 | 0 | 0 | 0 | 0 | 1 | 1 | 0 | 0 | .331 |
| Apr 29 | at Sam Houston | *3b | 5 | 1 | 1 | 1 | 1 | 0 | 0 | 1 | 0 | 0 | 0 | 0 | 0 | 0 | 2 | 1 | 2 | 0 | .326 |
| May 02 | ARIZONA STATE | *3b | 4 | 1 | 1 | 0 | 0 | 0 | 0 | 1 | 0 | 0 | 0 | 0 | 0 | 0 | 2 | 3 | 2 | 0 | .324 |
| May 03 | ARIZONA STATE | *3b | 4 | 0 | 1 | 1 | 0 | 0 | 0 | 0 | 0 | 0 | 0 | 0 | 0 | 0 | 1 | 1 | 0 | 1 | .322 |
| May 04 | ARIZONA STATE | *3b | 4 | 0 | 3 | 2 | 0 | 0 | 0 | 0 | 0 | 0 | 0 | 0 | 1 | 0 | 0 | 0 | 2 | 1 | .333 |
| May 06 | UTRGV | *3b | 4 | 0 | 0 | 0 | 0 | 0 | 0 | 1 | 0 | 0 | 0 | 0 | 0 | 0 | 1 | 0 | 1 | 0 | .325 |
| Totals | | 41gs | 157 | 27 | 51 | 28 | 10 | 3 | 1 | 28 | 6 | 2 | 0 | 3 | 1 | 1 | 43 | 29 | 75 | 12 | .325 |

On base pct. .425 • Slugging pct. .446

BROADCAST NOTES

- Made Baylor debut against YSU (2/14/25).
- Earned his first start in series finale vs. YSU (2/15/25).
- Was robbed of his first-career home run at Globe Life Field against Oregon State (2/28/25).
- Had a two-run double hit off the top of the wall in win vs. Tarleton (3/4/25).
- Hit first-career HR, a two-run shot, vs. Sam Houston (3/11/25).

| RIEBOCK'S CAREER STATS | | | | | | | | | | | | | | | | | | | | | | |
|------------------------|------|-------|-----|----|----|----|----|----|-----|------|----|-----|----|-----|------|----|----|----|----|----|----|------|
| Season | AVG. | GP-GS | AB | R | H | 2B | 3B | HR | RBI | SLG% | BB | HBP | SO | GDP | OB% | SF | SH | SB | PO | A | E | FLD% |
| 2025 | .325 | 43-41 | 157 | 27 | 51 | 10 | 3 | 1 | 28 | .446 | 28 | 0 | 43 | 1 | .425 | 1 | 3 | 6 | 29 | 75 | 12 | .897 |
| TOTAL | .325 | 43-41 | 157 | 27 | 51 | 10 | 3 | 1 | 28 | .446 | 28 | 0 | 43 | 1 | .425 | 1 | 3 | 6 | 29 | 75 | 12 | .897 |



89 - RJ RUAIS

LHP/UT • L/L • 6-2 • 212 • SO. • 2ND YEAR AT BU
CELINA, TEXAS (CELINA HS)

2025 SEASON HIGHS

Starter Innings: N/A
Relief Innings: 1.2, vs. Utah (4/17/25)
Strikeouts: 2, at TCU (4/25/25)
Scoreless Appearance Streak: 5 games, 3/30/25-4/29/25

CAREER HIGHS

Starter Innings: 2.0, vs. HCU (4/2/24)
Relief Innings: 3.1, vs. Texas Tech (3/17/24)
Strikeouts: 4, at Oklahoma (5/10/24)
Scoreless Appearance Streak: 5 games, 3/30/25-4/29/25

THE RUAIS FILE

- Son of Erin and Phillip Ruais
- Has a sister, Elizabeth
- Majoring in finance
- Favorite team is the Boston Red Sox
- Favorite player is David Ortiz
- Enjoys playing golf and fishing
- Walkup Music: “Me On You” by Muscadine Bloodline
- Entrance Music: “Run This Town” by Jay-Z & Rihanna

2025 GAME-BY-GAME

2025 Baylor Bears Baseball
Individual Game-by-Game for Baylor (as of May 07, 2025)

| #89 Ruais, RJ - 13 appearances (All games) | | | | | | | | | | | | | | | | | | | | |
|--|-----------------|----|------|----|---|----|----|----|----|----|----|----|----|-----|-----|-------|-----|----|-------|----|
| Date | Opponent | GS | IP | H | R | ER | BB | SO | 2B | 3B | HR | WP | BK | HBP | IBB | Score | W-L | Sv | ERA | NP |
| Feb 18 | UTSA | | 1.0 | 1 | 0 | 0 | 0 | 1 | 0 | 0 | 0 | 0 | 0 | 0 | 0 | 5-0 | 0-0 | 0 | 0.00 | 14 |
| Feb 23 | GONZAGA | | 0.0 | 4 | 3 | 3 | 0 | 0 | 1 | 0 | 1 | 0 | 0 | 0 | 0 | 7-8 | 0-0 | 0 | 27.00 | 14 |
| Mar 02 | vs Auburn | | 1.1 | 0 | 0 | 0 | 1 | 1 | 0 | 0 | 0 | 0 | 0 | 0 | 0 | 4-7 | 0-0 | 0 | 11.57 | 14 |
| Mar 08 | LOYOLA MARYMOUN | | 0.1 | 1 | 0 | 0 | 1 | 0 | 1 | 0 | 0 | 0 | 0 | 0 | 0 | 6-3 | 0-0 | 0 | 10.12 | 15 |
| Mar 11 | SAM HOUSTON | | 0.1 | 2 | 1 | 1 | 0 | 0 | 1 | 0 | 0 | 0 | 0 | 0 | 0 | 9-2 | 0-0 | 0 | 12.00 | 13 |
| Mar 15 | at Kansas | | 1.1 | 1 | 1 | 1 | 1 | 1 | 0 | 0 | 1 | 0 | 0 | 0 | 0 | 7-14 | 0-0 | 0 | 10.38 | 23 |
| Mar 25 | UT ARLINGTON | | 0.2 | 2 | 1 | 1 | 0 | 1 | 1 | 0 | 0 | 0 | 0 | 1 | 0 | 13-4 | 0-0 | 0 | 10.80 | 17 |
| Mar 30 | at Arizona | | 0.2 | 1 | 0 | 0 | 1 | 0 | 0 | 0 | 0 | 2 | 0 | 0 | 0 | 6-11 | 0-0 | 0 | 9.53 | 14 |
| Apr 08 | TEXAS STATE | | 1.0 | 0 | 0 | 0 | 1 | 1 | 0 | 0 | 0 | 0 | 0 | 0 | 0 | 2-6 | 0-0 | 0 | 8.10 | 14 |
| Apr 17 | UTAH | | 1.2 | 0 | 0 | 0 | 1 | 1 | 0 | 0 | 0 | 0 | 0 | 0 | 0 | 1-13 | 0-0 | 0 | 6.48 | 20 |
| Apr 25 | at TCU | | 1.0 | 1 | 0 | 0 | 0 | 2 | 0 | 0 | 0 | 0 | 0 | 0 | 0 | 2-7 | 0-0 | 0 | 5.79 | 10 |
| Apr 29 | at Sam Houston | | 1.0 | 0 | 0 | 0 | 0 | 1 | 0 | 0 | 0 | 0 | 0 | 0 | 0 | 15-4 | 0-0 | 0 | 5.23 | 12 |
| May 04 | ARIZONA STATE | | 0.0 | 0 | 2 | 2 | 2 | 0 | 0 | 0 | 0 | 0 | 0 | 0 | 0 | 6-8 | 0-0 | 0 | 6.97 | 10 |
| Totals | | 0 | 10.1 | 13 | 8 | 8 | 8 | 9 | 4 | 0 | 2 | 2 | 0 | 1 | 0 | 83-87 | 0-0 | 0 | 6.97 | - |

BROADCAST NOTES

- Eight of his 13 appearances in 2025 have been scoreless.
- Collected season high two punchouts during series opener at TCU (4/25/25).

| RUAIS' CAREER STATS | | | | | | | | | | | | | | | | | | | | | | |
|---------------------|------|-----|--------|----|-----|----|------|----|----|----|----|----|----|----|----|-----|-------|----|-----|----|-----|-----|
| Season | ERA | W-L | APP-GS | CG | SHO | SV | IP | H | R | ER | BB | SO | 2B | 3B | HR | BF | B/AVG | WP | HBP | BK | SFA | SHA |
| 2024 | 5.45 | 2-0 | 22-2 | 0 | 0-0 | 0 | 34.2 | 40 | 26 | 21 | 18 | 34 | 12 | 0 | 3 | 162 | .299 | 2 | 4 | 0 | 2 | 4 |
| 2025 | 6.97 | 0-0 | 13-0 | 0 | 0-1 | 0 | 10.1 | 13 | 8 | 8 | 8 | 9 | 4 | 0 | 2 | 49 | .325 | 2 | 1 | 0 | 0 | 0 |
| TOTAL | 5.80 | 2-0 | 35-2 | 0 | 0-1 | 0 | 45.0 | 53 | 34 | 29 | 26 | 43 | 16 | 0 | 5 | 211 | .305 | 4 | 5 | 0 | 2 | 4 |



6 — TRAVIS SANDERS

INF • R/R • 6-1 • 186 • R-SO • 1ST YEAR AT BU
COPPERAS COVE, TEXAS (TEXAS TECH)

2025 SEASON HIGHS

Hits: 4, at Texas Tech (4/12/25)
Runs: 3, 4x, last vs. HCU (4/22/25)
Doubles: 2, vs. UTA (3/25/25)
Triples: 1, vs Houston (4/6/25)
Homers: 2, vs. Utah (4/19/25)
RBI: 3, 3x, last at Sam Houston (4/29/25)
Walks: 3, at Texas State (3/18/25)
Steals: 1, 5x, last at Texas Tech (4/13/25)
Hitting Streak: 8 games, 4/5/25-4/18/25
On-Base Streak: 8 games, 4/5/25-4/18/25

CAREER HIGHS *AT TEXAS TECH

Hits: 4, at Texas Tech (4/12/25)
Runs: 3, 6x, last vs. HCU (4/22/25)
Doubles: 3, vs. Gardner-Webb (3/2/24)*
Triples: 1, vs Houston (4/6/25)
Homers: 1, 2x, last vs. HCU (4/1/25)
RBI: 3, 3x, last at Sam Houston (4/29/25)
Walks: 3, 2x, last at Texas State (3/18/25)
Steals: 1, 5x, last at Texas Tech (4/13/25)
Hitting Streak: 8 games, 4/5/25-4/18/25
On-Base Streak: 8 games, 4/5/25-4/18/25

THE SANDERS FILE

- Son of Jenni and Brent Sanders
- Has two siblings, Trent and Tori
- Majoring in corporate communication
- Was a 14th-Round Draft Pick out of high school (Red Sox)
- Favorite team is the Texas Rangers
- Favorite player is Corey Seager
- Walkup Music: "Kelly Price" by Migos ft. Travis Scott

2025 GAME-BY-GAME

2025 Baylor Bears Baseball
Individual Game-by-Game for Baylor (as of May 07, 2025)

#6 Sanders, Travis - 40 games (All games)

| Date | Opponent | Pos | AB | R | H | RBI | 2B | 3B | HR | BB | SB | CS | HBP | SAC | SF | GDP | K | PO | A | E | Avg |
|--------|-----------------|-------|------|-----|----|-----|----|----|----|----|----|----|-----|-----|----|-----|----|----|-----|----|------|
| Feb 14 | YOUNGSTOWN STAT | ph/3b | 2 | 0 | 0 | 0 | 0 | 0 | 0 | 0 | 0 | 0 | 0 | 0 | 0 | 0 | 0 | 0 | 0 | 0 | .000 |
| Feb 15 | YOUNGSTOWN STAT | *3b | 3 | 2 | 0 | 0 | 0 | 0 | 0 | 0 | 0 | 0 | 0 | 1 | 0 | 0 | 0 | 0 | 0 | 1 | .000 |
| Feb 22 | GONZAGA | *2b | 3 | 0 | 1 | 1 | 0 | 0 | 0 | 0 | 0 | 0 | 0 | 0 | 1 | 0 | 1 | 1 | 7 | 0 | .125 |
| Feb 23 | GONZAGA | pr | 0 | 1 | 0 | 0 | 0 | 0 | 0 | 0 | 0 | 0 | 0 | 0 | 0 | 0 | 0 | 0 | 0 | 0 | .125 |
| Feb 25 | SFA | *3b | 4 | 1 | 1 | 0 | 0 | 0 | 0 | 0 | 0 | 0 | 0 | 0 | 0 | 0 | 1 | 0 | 3 | 1 | .167 |
| Mar 04 | TARLETON | ph | 0 | 0 | 0 | 0 | 0 | 0 | 0 | 1 | 0 | 0 | 0 | 0 | 0 | 0 | 0 | 0 | 0 | 0 | .167 |
| Mar 07 | LOYOLA MARYMOUN | ph/2b | 1 | 0 | 0 | 0 | 0 | 0 | 0 | 0 | 0 | 0 | 0 | 0 | 0 | 0 | 1 | 0 | 0 | 0 | .154 |
| Mar 09 | LOYOLA MARYMOUN | *2b | 4 | 1 | 3 | 1 | 0 | 0 | 0 | 0 | 0 | 1 | 0 | 0 | 0 | 0 | 1 | 0 | 2 | 0 | .294 |
| Mar 11 | SAM HOUSTON | *2b | 3 | 1 | 2 | 0 | 0 | 0 | 0 | 0 | 0 | 0 | 0 | 0 | 0 | 0 | 1 | 2 | 2 | 0 | .350 |
| Mar 15 | at Kansas | *2b | 5 | 1 | 1 | 1 | 0 | 0 | 1 | 0 | 0 | 0 | 0 | 0 | 0 | 0 | 1 | 2 | 3 | 0 | .320 |
| Mar 16 | at Kansas | *2b | 4 | 2 | 2 | 2 | 1 | 0 | 0 | 1 | 1 | 0 | 0 | 0 | 0 | 0 | 1 | 1 | 3 | 0 | .345 |
| Mar 18 | at Texas State | *2b | 2 | 1 | 0 | 1 | 0 | 0 | 0 | 3 | 1 | 0 | 0 | 0 | 0 | 0 | 1 | 3 | 3 | 0 | .323 |
| Mar 21 | KANSAS STATE | *2b | 2 | 0 | 0 | 0 | 0 | 0 | 0 | 0 | 0 | 0 | 1 | 1 | 0 | 0 | 1 | 0 | 3 | 0 | .303 |
| Mar 22 | KANSAS STATE | *2b | 4 | 0 | 0 | 0 | 0 | 0 | 0 | 0 | 0 | 0 | 0 | 0 | 0 | 1 | 1 | 3 | 3 | 0 | .270 |
| Mar 23 | KANSAS STATE | *2b | 3 | 3 | 1 | 0 | 0 | 0 | 0 | 1 | 0 | 0 | 1 | 0 | 0 | 0 | 1 | 1 | 1 | 0 | .275 |
| Mar 25 | UT ARLINGTON | *2b | 3 | 2 | 3 | 0 | 2 | 0 | 0 | 1 | 0 | 0 | 0 | 0 | 0 | 0 | 0 | 1 | 2 | 0 | .326 |
| Mar 28 | at Texas Tech | *2b | 4 | 0 | 1 | 1 | 0 | 0 | 0 | 1 | 0 | 0 | 0 | 0 | 0 | 0 | 0 | 1 | 1 | 0 | .319 |
| Mar 29 | at Arizona | *2b | 4 | 1 | 1 | 0 | 0 | 0 | 0 | 0 | 0 | 1 | 0 | 0 | 0 | 0 | 0 | 1 | 3 | 0 | .314 |
| Mar 30 | at Arizona | *2b | 3 | 3 | 2 | 0 | 1 | 0 | 0 | 2 | 0 | 0 | 1 | 0 | 0 | 0 | 0 | 1 | 2 | 0 | .333 |
| Apr 01 | HCU | *2b | 4 | 1 | 2 | 1 | 0 | 0 | 0 | 1 | 0 | 0 | 0 | 0 | 0 | 0 | 0 | 2 | 1 | 1 | .345 |
| Apr 04 | HOUSTON | *2b | 4 | 1 | 0 | 0 | 0 | 0 | 0 | 0 | 0 | 0 | 0 | 0 | 0 | 0 | 3 | 0 | 5 | 0 | .323 |
| Apr 05 | HOUSTON | *2b | 3 | 0 | 1 | 0 | 0 | 0 | 0 | 1 | 0 | 0 | 0 | 0 | 0 | 0 | 2 | 0 | 3 | 0 | .323 |
| Apr 06 | HOUSTON | *2b | 4 | 1 | 1 | 0 | 0 | 1 | 0 | 0 | 0 | 0 | 0 | 0 | 0 | 0 | 1 | 0 | 3 | 0 | .319 |
| Apr 08 | TEXAS STATE | *2b | 4 | 0 | 1 | 0 | 0 | 0 | 0 | 0 | 1 | 0 | 0 | 0 | 0 | 0 | 2 | 2 | 0 | 0 | .315 |
| Apr 11 | at Texas Tech | *2b | 3 | 0 | 2 | 1 | 1 | 0 | 0 | 1 | 1 | 0 | 0 | 0 | 0 | 0 | 0 | 0 | 2 | 0 | .329 |
| Apr 12 | at Texas Tech | *2b | 6 | 2 | 4 | 3 | 1 | 0 | 0 | 0 | 1 | 0 | 0 | 0 | 0 | 0 | 1 | 2 | 3 | 1 | .354 |
| Apr 13 | at Texas Tech | *2b | 3 | 2 | 2 | 1 | 0 | 0 | 0 | 1 | 1 | 0 | 1 | 0 | 0 | 0 | 0 | 3 | 3 | 1 | .365 |
| Apr 15 | at UT Arlington | *2b | 5 | 0 | 1 | 0 | 1 | 0 | 0 | 0 | 0 | 0 | 0 | 0 | 0 | 0 | 1 | 2 | 3 | 0 | .356 |
| Apr 17 | UTAH | *2b | 3 | 0 | 2 | 0 | 1 | 0 | 0 | 1 | 0 | 0 | 0 | 0 | 0 | 0 | 0 | 0 | 4 | 0 | .366 |
| Apr 18 | UTAH | *2b | 3 | 0 | 0 | 0 | 0 | 0 | 0 | 0 | 0 | 0 | 0 | 1 | 0 | 0 | 2 | 1 | 4 | 0 | .354 |
| Apr 19 | UTAH | *2b | 3 | 3 | 2 | 3 | 0 | 0 | 2 | 2 | 0 | 0 | 0 | 0 | 0 | 0 | 1 | 1 | 5 | 1 | .364 |
| Apr 22 | HCU | *2b | 4 | 3 | 3 | 1 | 0 | 0 | 1 | 0 | 1 | 0 | 0 | 0 | 0 | 0 | 1 | 0 | 1 | 0 | .379 |
| Apr 25 | at TCU | *2b | 4 | 1 | 1 | 0 | 0 | 0 | 0 | 0 | 0 | 0 | 0 | 0 | 0 | 0 | 1 | 7 | 3 | 1 | .374 |
| Apr 26 | at TCU | *2b | 4 | 1 | 1 | 0 | 0 | 0 | 0 | 0 | 0 | 0 | 0 | 0 | 0 | 0 | 1 | 1 | 3 | 0 | .369 |
| Apr 27 | at TCU | *2b | 5 | 1 | 3 | 1 | 0 | 0 | 0 | 0 | 0 | 0 | 0 | 0 | 0 | 0 | 1 | 1 | 1 | 0 | .379 |
| Apr 29 | at Sam Houston | *2b | 3 | 2 | 2 | 3 | 0 | 0 | 1 | 2 | 0 | 0 | 0 | 0 | 0 | 0 | 1 | 1 | 3 | 1 | .387 |
| May 02 | ARIZONA STATE | *2b | 4 | 0 | 1 | 0 | 0 | 0 | 0 | 1 | 0 | 0 | 0 | 0 | 0 | 0 | 3 | 2 | 4 | 0 | .382 |
| May 03 | ARIZONA STATE | *2b | 4 | 1 | 1 | 0 | 0 | 0 | 0 | 0 | 1 | 0 | 0 | 0 | 0 | 0 | 3 | 1 | 4 | 0 | .378 |
| May 04 | ARIZONA STATE | *2b | 4 | 0 | 0 | 0 | 0 | 0 | 0 | 1 | 0 | 0 | 0 | 0 | 0 | 0 | 3 | 0 | 3 | 1 | .366 |
| May 06 | UTRGV | *2b | 5 | 1 | 0 | 0 | 0 | 0 | 0 | 0 | 0 | 0 | 0 | 0 | 0 | 0 | 2 | 1 | 3 | 0 | .353 |
| Totals | | | 36gs | 136 | 39 | 48 | 21 | 8 | 1 | 6 | 20 | 7 | 3 | 4 | 2 | 1 | 43 | 43 | 100 | 10 | .353 |

On base pct. .447 • Slugging pct. .559

BROADCAST NOTES

- Hit .431 in April (28-for-65) with 10 extra-base hits, including team-leading five home runs.
- Tallied his first career multi-homer game vs. Utah (4/19/25).
- Homered in back-to-back games vs. Utah (4/19/25) and HCU (4/22/25).
- Went 8-for-12 against his former team in series at Texas Tech.
- Hit walk-off home run vs. HCU (4/1/25), becoming the first Bear to do so since Antonio Valdez on May 19, 2022, vs. Oklahoma State.
- Tied a career-high with three hits vs. UT Arlington, including two doubles (3/25/25).
- Hit a big two-run double at Kansas to spark come-from-behind victory (3/16/25).
- Logged back-to-back multi-hit games on March 9 & 11 vs. LMU and Sam Houston.
- Made Baylor debut as a pinch hitter on Opening Day vs. Youngstown State (2/14/25).

| SANDERS' CAREER STATS | | | | | | | | | | | | | | | | | | | | | | | *AT TEXAS TECH | | | | |
|-----------------------|--------------|-------|-----|----|----|----|----|----|-----|------|----|-----|----|-----|------|----|----|----|----|-----|----|-------|----------------|--|--|--|--|
| Season | AVG. | GP-GS | AB | R | H | 2B | 3B | HR | RBI | SLG% | BB | HBP | SO | GDP | OB% | SF | SH | SB | PO | A | E | FLD% | | | | | |
| 2023 | DID NOT PLAY | | | | | | | | | | | | | | | | | | | | | | | | | | |
| 2024 | .242 | 13-6 | 33 | 11 | 8 | 5 | 0 | 0 | 7 | .394 | 6 | 2 | 11 | 1 | .390 | 0 | 0 | 1 | 19 | 18 | 0 | 1.000 | | | | | |
| 2025 | .353 | 40-36 | 136 | 39 | 48 | 8 | 1 | 6 | 21 | .559 | 20 | 4 | 43 | 1 | .447 | 1 | 2 | 7 | 43 | 100 | 10 | .935 | | | | | |
| TOTAL | .331 | 53-42 | 169 | 49 | 56 | 13 | 1 | 6 | 28 | .527 | 26 | 6 | 54 | 2 | .436 | 1 | 2 | 8 | 62 | 118 | 10 | .947 | | | | | |



9 – HUNTER SIMMONS

1B/OF • R/R • 5-11 • 229 • R-SR. • 3RD YEAR AT BU
MANSFIELD, TEXAS (HOWARD COLLEGE)

2025 SEASON HIGHS

Hits: 4, vs. HCU (4/22/25)
Runs: 2, 5x, last vs. HCU (4/22/25)
Doubles: 2, vs. Sam Houston (3/11/25)
Triples: 1, at TCU (4/27/25)
Homers: 1, 3x, last vs. Kansas (3/23/25)
RBI: 4, at Kansas (3/15/25)
Walks: 2, vs. YSU (2/14/25)
Steals: 1, 2x, last vs. HCU (4/22/25)
Hitting Streak: 17 games, 2/25/25-3/28/25
On-Base Streak: 36 games, 5/18/23-4/5/25

CAREER HIGHS

Hits: 4, 3x, last vs. HCU (4/22/25)
Runs: 3, vs. Stephen F. Austin (4/4/23)
Doubles: 2, vs. Sam Houston (3/11/25)
Triples: 1, 3x, last at TCU (4/27/25)
Homers: 1, 8x, last vs. Kansas (3/23/25)
RBI: 4, 3x, last at Kansas (3/15/25)
Walks: 2, 2x, last vs. YSU (2/14/25)
Steals: 1, 2x, last vs. HCU (4/22/25)
Hitting Streak: 17 games, 2/25/25-3/28/25
On-Base Streak: 36 games, 5/18/23-4/5/25

THE SIMMONS FILE

- Son of Rachel Simmons
- Has two younger brothers, Aidan and Riley
- Graduated with degree in HKLS
- Currently pursuing master's in sports management
- Favorite team is the Texas Rangers
- Favorite player is Bryce Harper
- Walkup Music: "Too Hotty" by Quality Control, Migos and Eurielle
- Walkup Music: "Cameras/Good Ones Go Interlude" by Drake

2025 GAME-BY-GAME

2025 Baylor Bears Baseball
Individual Game-by-Game for Baylor (as of May 07, 2025)

| #9 Simmons, Hunter - 47 games (All games) | | | | | | | | | | | | | | | | | | | | | | |
|---|-----------------|-----|------|-----|----|-----|----|----|----|----|----|----|-----|-----|----|-----|---|----|---|---|-------|------|
| Date | Opponent | Pos | AB | R | H | RBI | 2B | 3B | HR | BB | SB | CS | HBP | SAC | SF | GDP | K | PO | A | E | Avg | |
| Feb 14 | YOUNGSTOWN STAT | *dh | 3 | 1 | 3 | 2 | 1 | 0 | 0 | 2 | 0 | 0 | 0 | 0 | 0 | 0 | 0 | 0 | 0 | 0 | 1.000 | |
| Feb 15 | YOUNGSTOWN STAT | *dh | 5 | 1 | 3 | 2 | 0 | 0 | 0 | 0 | 0 | 0 | 0 | 0 | 0 | 1 | 0 | 0 | 0 | 0 | .750 | |
| Feb 15 | YOUNGSTOWN STAT | *dh | 4 | 1 | 2 | 1 | 0 | 0 | 0 | 0 | 0 | 0 | 0 | 1 | 0 | 0 | 0 | 1 | 0 | 0 | .667 | |
| Feb 18 | UTSA | *dh | 3 | 0 | 1 | 0 | 1 | 0 | 0 | 0 | 1 | 0 | 0 | 1 | 0 | 0 | 0 | 0 | 0 | 0 | .600 | |
| Feb 21 | GONZAGA | *dh | 4 | 0 | 1 | 0 | 0 | 0 | 0 | 0 | 0 | 0 | 0 | 0 | 0 | 0 | 1 | 0 | 0 | 0 | .526 | |
| Feb 22 | GONZAGA | *dh | 4 | 1 | 2 | 1 | 0 | 0 | 0 | 0 | 0 | 0 | 0 | 0 | 0 | 0 | 0 | 0 | 0 | 0 | .522 | |
| Feb 23 | GONZAGA | *dh | 2 | 0 | 0 | 0 | 0 | 0 | 0 | 1 | 0 | 0 | 0 | 2 | 0 | 0 | 0 | 1 | 0 | 0 | .480 | |
| Feb 25 | SFA | *dh | 3 | 1 | 1 | 1 | 0 | 0 | 0 | 1 | 0 | 0 | 0 | 0 | 0 | 1 | 1 | 0 | 0 | 0 | .464 | |
| Feb 28 | vs Oregon State | *dh | 4 | 0 | 1 | 0 | 0 | 0 | 0 | 0 | 0 | 0 | 0 | 0 | 0 | 0 | 1 | 1 | 0 | 0 | .438 | |
| Mar 01 | vs Ohio State | *dh | 4 | 1 | 1 | 2 | 0 | 0 | 0 | 0 | 0 | 0 | 0 | 0 | 0 | 0 | 0 | 1 | 0 | 0 | .417 | |
| Mar 02 | vs Auburn | *dh | 4 | 0 | 1 | 0 | 0 | 0 | 0 | 0 | 0 | 0 | 0 | 0 | 0 | 0 | 0 | 3 | 0 | 0 | .400 | |
| Mar 04 | TARLETON | *dh | 3 | 1 | 1 | 0 | 1 | 0 | 0 | 1 | 0 | 0 | 0 | 0 | 0 | 0 | 0 | 1 | 0 | 0 | .395 | |
| Mar 07 | LOYOLA MARYMOUN | *dh | 4 | 2 | 3 | 1 | 1 | 0 | 0 | 0 | 0 | 0 | 0 | 1 | 0 | 0 | 0 | 1 | 0 | 0 | .426 | |
| Mar 08 | LOYOLA MARYMOUN | *dh | 4 | 0 | 1 | 1 | 0 | 0 | 0 | 1 | 0 | 0 | 0 | 0 | 0 | 0 | 3 | 0 | 0 | 0 | .412 | |
| Mar 09 | LOYOLA MARYMOUN | *dh | 3 | 2 | 2 | 1 | 1 | 0 | 0 | 1 | 0 | 0 | 0 | 0 | 0 | 0 | 0 | 0 | 0 | 0 | .426 | |
| Mar 11 | SAM HOUSTON | *dh | 5 | 1 | 2 | 1 | 2 | 0 | 0 | 0 | 0 | 0 | 0 | 0 | 0 | 0 | 1 | 1 | 0 | 0 | .424 | |
| Mar 14 | at Kansas | *dh | 4 | 0 | 1 | 0 | 0 | 0 | 0 | 0 | 0 | 0 | 0 | 0 | 0 | 0 | 0 | 0 | 0 | 0 | .413 | |
| Mar 15 | at Kansas | *dh | 5 | 1 | 2 | 4 | 0 | 0 | 1 | 0 | 0 | 0 | 0 | 0 | 0 | 0 | 1 | 0 | 0 | 0 | .412 | |
| Mar 16 | at Kansas | *dh | 6 | 1 | 2 | 1 | 1 | 0 | 0 | 0 | 0 | 0 | 0 | 0 | 0 | 0 | 0 | 3 | 0 | 0 | .405 | |
| Mar 21 | KANSAS STATE | *dh | 4 | 0 | 2 | 0 | 0 | 0 | 0 | 1 | 0 | 0 | 0 | 0 | 0 | 0 | 0 | 0 | 0 | 0 | .410 | |
| Mar 22 | KANSAS STATE | *dh | 3 | 1 | 1 | 1 | 1 | 0 | 0 | 0 | 0 | 0 | 0 | 1 | 0 | 0 | 0 | 1 | 0 | 0 | .407 | |
| Mar 23 | KANSAS STATE | *dh | 4 | 2 | 2 | 3 | 0 | 0 | 1 | 1 | 0 | 0 | 0 | 0 | 0 | 0 | 0 | 0 | 0 | 0 | .412 | |
| Mar 25 | UT ARLINGTON | *dh | 3 | 2 | 2 | 1 | 1 | 0 | 0 | 0 | 0 | 0 | 0 | 1 | 0 | 0 | 0 | 0 | 0 | 0 | .420 | |
| Mar 28 | at Arizona | *dh | 4 | 0 | 2 | 1 | 0 | 0 | 0 | 1 | 0 | 0 | 0 | 0 | 0 | 0 | 0 | 0 | 0 | 0 | .424 | |
| Mar 29 | at Arizona | *dh | 3 | 0 | 0 | 0 | 0 | 0 | 0 | 0 | 0 | 0 | 0 | 0 | 0 | 0 | 0 | 2 | 0 | 0 | .411 | |
| Mar 30 | at Arizona | *dh | 5 | 0 | 1 | 0 | 0 | 0 | 0 | 0 | 0 | 0 | 0 | 0 | 0 | 0 | 0 | 0 | 0 | 0 | .400 | |
| Apr 01 | HCU | *dh | 3 | 0 | 1 | 0 | 0 | 0 | 0 | 0 | 0 | 0 | 0 | 1 | 0 | 0 | 0 | 2 | 0 | 0 | .398 | |
| Apr 04 | HOUSTON | *dh | 2 | 0 | 0 | 0 | 0 | 0 | 0 | 1 | 0 | 0 | 0 | 1 | 0 | 0 | 0 | 2 | 0 | 0 | .390 | |
| Apr 05 | HOUSTON | *dh | 4 | 0 | 1 | 1 | 1 | 0 | 0 | 0 | 0 | 0 | 0 | 1 | 0 | 0 | 0 | 1 | 0 | 0 | .385 | |
| Apr 06 | HOUSTON | *dh | 5 | 0 | 0 | 0 | 0 | 0 | 0 | 0 | 0 | 0 | 0 | 0 | 0 | 0 | 0 | 4 | 0 | 0 | .368 | |
| Apr 08 | TEXAS STATE | *dh | 4 | 0 | 2 | 1 | 0 | 0 | 0 | 0 | 0 | 0 | 0 | 0 | 0 | 0 | 1 | 0 | 0 | 0 | .373 | |
| Apr 11 | at Texas Tech | *dh | 4 | 1 | 1 | 0 | 0 | 0 | 0 | 0 | 0 | 0 | 0 | 0 | 0 | 0 | 0 | 1 | 0 | 0 | .369 | |
| Apr 12 | at Texas Tech | *dh | 5 | 1 | 2 | 0 | 1 | 0 | 0 | 0 | 0 | 0 | 0 | 0 | 0 | 0 | 0 | 2 | 0 | 0 | .370 | |
| Apr 13 | at Texas Tech | *dh | 5 | 0 | 0 | 0 | 0 | 0 | 0 | 0 | 0 | 0 | 0 | 0 | 0 | 0 | 0 | 2 | 0 | 0 | .356 | |
| Apr 15 | at UT Arlington | *dh | 5 | 1 | 1 | 1 | 1 | 0 | 0 | 0 | 0 | 0 | 0 | 0 | 0 | 0 | 0 | 1 | 0 | 0 | .350 | |
| Apr 17 | UTAH | *dh | 3 | 0 | 0 | 0 | 0 | 0 | 0 | 0 | 0 | 0 | 0 | 0 | 0 | 0 | 0 | 2 | 0 | 0 | .343 | |
| Apr 18 | UTAH | *dh | 4 | 0 | 1 | 0 | 0 | 0 | 0 | 0 | 0 | 0 | 0 | 0 | 0 | 0 | 0 | 1 | 0 | 0 | .340 | |
| Apr 19 | UTAH | *dh | 2 | 1 | 2 | 1 | 0 | 0 | 0 | 1 | 0 | 0 | 0 | 0 | 0 | 1 | 0 | 0 | 0 | 0 | .349 | |
| Apr 22 | HCU | *dh | 4 | 2 | 4 | 0 | 0 | 0 | 0 | 0 | 1 | 0 | 0 | 0 | 0 | 0 | 0 | 0 | 0 | 0 | .367 | |
| Apr 25 | at TCU | *dh | 3 | 0 | 1 | 2 | 0 | 0 | 0 | 0 | 0 | 0 | 0 | 0 | 0 | 0 | 0 | 1 | 0 | 0 | .366 | |
| Apr 26 | at TCU | *dh | 3 | 1 | 1 | 2 | 1 | 0 | 0 | 0 | 0 | 0 | 0 | 1 | 0 | 0 | 0 | 0 | 0 | 0 | .365 | |
| Apr 27 | at TCU | *dh | 4 | 0 | 1 | 2 | 0 | 1 | 0 | 0 | 0 | 0 | 0 | 0 | 0 | 0 | 0 | 2 | 0 | 0 | .363 | |
| Apr 29 | at Sam Houston | *dh | 4 | 0 | 0 | 0 | 0 | 0 | 0 | 1 | 0 | 0 | 0 | 0 | 0 | 0 | 0 | 2 | 0 | 0 | .354 | |
| May 02 | ARIZONA STATE | *dh | 4 | 1 | 0 | 0 | 0 | 0 | 0 | 0 | 0 | 0 | 0 | 0 | 0 | 0 | 0 | 2 | 0 | 0 | .345 | |
| May 03 | ARIZONA STATE | *dh | 4 | 0 | 0 | 0 | 0 | 0 | 0 | 0 | 0 | 0 | 0 | 0 | 0 | 0 | 0 | 1 | 0 | 0 | .337 | |
| May 04 | ARIZONA STATE | *dh | 3 | 0 | 0 | 0 | 0 | 0 | 0 | 1 | 0 | 0 | 0 | 1 | 0 | 0 | 0 | 3 | 0 | 0 | .331 | |
| May 06 | UTRGV | *dh | 5 | 1 | 1 | 1 | 1 | 0 | 0 | 0 | 0 | 0 | 0 | 0 | 0 | 0 | 0 | 1 | 0 | 0 | .328 | |
| Totals | | | 47gs | 180 | 28 | 59 | 35 | 14 | 1 | 3 | 17 | 2 | 0 | 13 | 0 | 1 | 4 | 52 | 0 | 0 | 0 | .328 |

On base pct. .422 • Slugging pct. .467


BROADCAST NOTES

- Returned to the field in season-opening series vs. YSU and went 8-for-12 at the plate with five RBIs.
- Suffered a season-ending broken leg on Feb. 23 vs. Indiana after getting out to scorching start at the plate in 2024.
- Has collected 17 multi-hit games this season.
- Drove in two runs in all three games at TCU.

BAYLOR'S ON-BASE STREAK LEADERBOARD (SINCE 2003)

1. David Murphy, 2003 - 42
2. Wesley Jordan, 2024-2025 - 38
- T3. Davis Wendzel, 2018 - 37
- T3. Josh Ford, 2005 - 37
- T5. Hunter Simmons, 2023-2025- 36
- T5. Max Muncy, 2012 - 36
6. Lawton Langford, 2013 - 35
8. Logan Vick, 2010 - 33
9. Michael Griffin, 2004 - 32
10. Ryan Bennett, 2003 - 31

| SIMMONS' CAREER STATS | | | | | | | | | | | | | | | | | | | | | | |
|-----------------------|------|-------|-----|----------------|-----|----|----|----|-----|------|----|-----|----|-----|------|----|----|----|----|---|---|------|
| Season | AVG. | GP-GS | AB | R | H | 2B | 3B | HR | RBI | SLG% | BB | HBP | SO | GDP | OB% | SF | SH | SB | PO | A | E | FLD% |
| 2021 | | | | HOWARD COLLEGE | | | | | | | | | | | | | | | | | | |
| 2022 | | | | HOWARD COLLEGE | | | | | | | | | | | | | | | | | | |
| 2023 | .297 | 44-42 | 158 | 23 | 47 | 7 | 1 | 4 | 34 | .430 | 13 | 8 | 33 | 4 | .374 | 3 | 0 | 0 | 74 | 2 | 2 | .974 |
| 2024 | .353 | 5-5 | 17 | 3 | 6 | 2 | 1 | 1 | 6 | .765 | 2 | 0 | 5 | 0 | .421 | 0 | 0 | 0 | 4 | 0 | 1 | .800 |
| 2025 | .328 | 47-47 | 180 | 28 | 59 | 14 | 1 | 3 | 35 | .467 | 17 | 13 | 52 | 4 | .422 | 1 | 0 | 2 | 0 | 0 | 0 | .000 |
| TOTAL | .315 | 96-94 | 355 | 54 | 112 | 23 | 3 | 8 | 75 | .465 | 32 | 21 | 90 | 8 | .400 | 4 | 0 | 2 | 78 | 2 | 3 | .964 |



51 - COLE STASIO

RHP • R/R • 6-5 • 219 • SR. • 5TH YEAR AT BU

DAVIE, FLA. (AMERICAN HERITAGE HS)

2025 SEASON HIGHS

Starter Innings: 4.0, 2x, last vs. Gonzaga (2/23/25)

Relief Innings: 3.1, at Arizona (3/30/25)

Strikeouts: 4, 3x, last vs. HCU (4/22/25)

Scoreless Appearance Streak: 2 games, 4/8/25-4/15/25

CAREER HIGHS

Starter Innings: 4.0, 2x, last vs. Gonzaga (2/23/25)

Relief Innings: 3.1, at Arizona (3/30/25)

Strikeouts: 4, 4x, last vs. HCU (4/22/25)

Scoreless Appearance Streak: 6 games (2/19/22-4/1/22)

THE STASIO FILE

- Nickname is “Stas”
- Son of Trisha and Chris Stasio
- Has a brother, Max, and a sister, Carly, who is on the Baylor equestrian team
- Father, Chris, played professionally in the Boston Red Sox and San Francisco Giants organizations
- Favorite players are Francisco Lindor and Marcus Stroman
- Entrance Music: “Goosebumps (HVME Remix)” by Travis Scott

2025 GAME-BY-GAME

2025 Baylor Bears Baseball
Individual Game-by-Game for Baylor (as of May 07, 2025)

| #51 Stasio, Cole - 2 games (All games) | | | | | | | | | | | | | | | | | | | | | |
|--|------------|-----|----|---|---|-----|----|----|----|----|----|----|-----|-----|----|-----|---|----|---|---|------|
| Date | Opponent | Pos | AB | R | H | RBI | 2B | 3B | HR | BB | SB | CS | HBP | SAC | SF | GDP | K | PO | A | E | Avg |
| Feb 23 | GONZAGA | *p | 0 | 0 | 0 | 0 | 0 | 0 | 0 | 0 | 0 | 0 | 0 | 0 | 0 | 0 | 0 | 0 | 0 | 1 | .000 |
| Mar 30 | at Arizona | p | 0 | 0 | 0 | 0 | 0 | 0 | 0 | 0 | 0 | 0 | 0 | 0 | 0 | 0 | 0 | 0 | 0 | 0 | .000 |
| Totals | | 1gs | 0 | 0 | 0 | 0 | 0 | 0 | 0 | 0 | 0 | 0 | 0 | 0 | 0 | 0 | 0 | 0 | 1 | 1 | .000 |


On base pct. .000 • Slugging pct. .000

| #51 Stasio, Cole - 13 appearances (All games) | | | | | | | | | | | | | | | | | | | | | |
|---|-----------------|----|-----|------|----|----|----|----|----|----|----|----|----|-----|-----|-------|--------|-----|-----|------|----|
| Date | Opponent | GS | IP | H | R | ER | BB | SO | 2B | 3B | HR | WP | BK | HBP | IBB | Score | W-L | Sv | ERA | NP | |
| Feb 15 | YOUNGSTOWN STAT | | 4.0 | 5 | 2 | 2 | 2 | 3 | 2 | 0 | 0 | 0 | 0 | 0 | 1 | 0 | 12-4 | 1-0 | 0 | 4.50 | 70 |
| Feb 23 | GONZAGA | * | 4.0 | 2 | 2 | 2 | 3 | 4 | 0 | 0 | 0 | 0 | 0 | 0 | 1 | 0 | 7-8 | 1-0 | 0 | 4.50 | 77 |
| Mar 02 | vs Auburn | * | 2.1 | 6 | 4 | 4 | 2 | 1 | 0 | 0 | 0 | 0 | 0 | 0 | 0 | 0 | 4-7 | 1-1 | 0 | 6.97 | 58 |
| Mar 09 | LOYOLA MARYMOUN | | 3.0 | 2 | 0 | 0 | 0 | 1 | 0 | 0 | 0 | 0 | 0 | 0 | 0 | 0 | 9-1 | 1-1 | 0 | 5.40 | 39 |
| Mar 14 | at Kansas | | 1.0 | 3 | 2 | 2 | 2 | 0 | 3 | 0 | 0 | 0 | 0 | 0 | 0 | 0 | 1-9 | 1-1 | 0 | 6.28 | 28 |
| Mar 25 | UT ARLINGTON | | 1.0 | 4 | 2 | 2 | 0 | 1 | 0 | 0 | 1 | 1 | 0 | 0 | 0 | 0 | 13-4 | 1-1 | 0 | 7.04 | 22 |
| Mar 30 | at Arizona | | 3.1 | 7 | 3 | 3 | 0 | 3 | 2 | 0 | 1 | 1 | 0 | 0 | 0 | 0 | 6-11 | 1-1 | 0 | 7.23 | 56 |
| Apr 08 | TEXAS STATE | | 2.0 | 1 | 0 | 0 | 0 | 4 | 0 | 0 | 0 | 0 | 0 | 0 | 0 | 0 | 2-6 | 1-1 | 0 | 6.53 | 30 |
| Apr 15 | at UT Arlington | | 1.1 | 3 | 0 | 0 | 0 | 3 | 0 | 0 | 0 | 0 | 0 | 0 | 0 | 0 | 9-8 | 1-1 | 0 | 6.14 | 29 |
| Apr 22 | HCU | | 2.0 | 1 | 1 | 1 | 0 | 4 | 0 | 0 | 1 | 0 | 0 | 0 | 0 | 0 | 9-1 | 2-1 | 0 | 6.00 | 25 |
| Apr 26 | at TCU | | 1.0 | 1 | 1 | 1 | 1 | 2 | 1 | 0 | 0 | 0 | 1 | 0 | 0 | 0 | 4-8 | 2-1 | 0 | 6.12 | 20 |
| Apr 29 | at Sam Houston | | 1.0 | 4 | 2 | 2 | 0 | 2 | 1 | 0 | 0 | 1 | 0 | 0 | 0 | 0 | 15-4 | 2-1 | 0 | 6.58 | 24 |
| May 06 | UTRGV | | 2.0 | 2 | 1 | 1 | 0 | 2 | 0 | 0 | 1 | 0 | 0 | 0 | 0 | 0 | 10-7 | 3-1 | 0 | 6.43 | 36 |
| Totals | | | 3 | 28.0 | 41 | 20 | 20 | 10 | 30 | 9 | 0 | 4 | 3 | 1 | 1 | 0 | 101-78 | 3-1 | 0 | 6.43 | - |

BROADCAST NOTES

- Has collected multiple punchouts in each of his last seven consecutive appearances.
- Tossed a career-high 3.1 innings of relief at Arizona (3/30/25).
- Came on in relief vs. LMU and tossed three scoreless innings (3/9/25).
- Made first start of the season and just second of his career, going 4.0 IP against YSU on 2/15.
- Pitched just two innings in 2024 before suffering a season-ending injury.
- Went 4-2 with a save as one of main bullpen pieces in 2023 before suffering a season-ending injury.

| STASIO'S CAREER STATS | | | | | | | | | | | | | | | | | | | | | | |
|-----------------------|-------|-----|--------|----|-----|----|------|----|----|----|----|----|----|----|----|-----|-------|----|-----|----|-----|-----|
| Season | ERA | W-L | APP-GS | CG | SHO | SV | IP | H | R | ER | BB | SO | 2B | 3B | HR | BF | B/AVG | WP | HBP | BK | SFA | SHA |
| 2021 | 9.00 | 0-0 | 1-0 | 0 | 0-0 | 0 | 1.0 | 1 | 1 | 1 | 3 | 2 | 1 | 0 | 0 | 7 | .333 | 0 | 0 | 0 | 1 | 0 |
| 2022 | 6.75 | 0-0 | 16-0 | 0 | 0-0 | 0 | 17.1 | 18 | 16 | 13 | 9 | 12 | 2 | 0 | 6 | 78 | .281 | 1 | 3 | 0 | 2 | 0 |
| 2023 | 5.33 | 4-2 | 17-0 | 0 | 0-0 | 1 | 27.0 | 29 | 20 | 16 | 10 | 22 | 6 | 0 | 0 | 116 | .290 | 3 | 2 | 0 | 0 | 4 |
| 2024 | 36.00 | 0-0 | 3-1 | 0 | 0-0 | 0 | 2.0 | 6 | 8 | 8 | 3 | 0 | 1 | 1 | 0 | 16 | .545 | 0 | 2 | 0 | 0 | 0 |
| 2025 | 6.43 | 3-1 | 13-3 | 0 | 0-0 | 0 | 28.0 | 41 | 20 | 20 | 10 | 30 | 9 | 0 | 4 | 135 | .333 | 3 | 1 | 1 | 0 | 1 |
| TOTAL | 6.93 | 7-3 | 50-4 | 0 | 0-0 | 1 | 75.1 | 95 | 65 | 58 | 35 | 66 | 19 | 1 | 10 | 352 | .316 | 7 | 8 | 1 | 3 | 5 |



1 - HUNTER TEPLANSZKY

INF • S/R • 6-3 • 188 • SR. • 3RD YEAR AT BU
FLOWER MOUND, TEXAS (TCU)

2025 SEASON HIGHS

Hits: 2, vs. Tarleton (3/4/25)
Runs: 1, 3x, last: vs. Sam Houston (3/11/25)
Doubles: 1, vs. Ohio State (3/1/25)
Triples: N/A
Homers: N/A
RBI: 2, vs. Ohio State (3/1/25)
Walks: 2, 2x, last vs. LMU (3/9/25)
Steals: 1, vs. LMU (3/7/25)
Hitting Streak: N/A
On-Base Streak: 4 games, 3/1/25-3/11/25

CAREER HIGHS

Hits: 4, vs. Abilene Christian (3/28/23)
Runs: 3, 2x, last vs. CSU Bakersfield (5/19/23)
Doubles: 2, vs. Texas (4/14/23)
Triples: 1, 2x, last vs. Sam Houston (3/21/23)
Homers: 2, at Oklahoma State (3/25/23)
RBI: 3, 5x, last vs. Cincinnati (3/30/24)
Walks: 3, vs. Tarleton (5/7/24)
Steals: 1, 6x, last vs. LMU (3/7/25)
Hitting Streak: 13 games, 3/28/23-4/18/23
On-Base Streak: 25 games, 3/4/23-4/18/23

THE TEPLANSZKY FILE

- Nickname is "Plank"
- Son of Dava and Chris Teplanszky
- Has a brother, Layne
- Majoring in HKLS
- Favorite team is the Texas Rangers
- Favorite player is Randy Johnson
- Played high school ball with Ty Johnson and Wesley Jordan
- Walkup Song: "Jamestown Ferry" by Charley Crockett
- Walkup Song: "Good Time" by Alan Jackson

2025 GAME-BY-GAME

2025 Baylor Bears Baseball
Individual Game-by-Game for Baylor (as of May 07, 2025)

| #1 Teplanszky, Hunter - 19 games (All games) | | | | | | | | | | | | | | | | | | | | | | |
|--|-----------------|-------|----|---|---|-----|----|----|----|----|----|----|-----|-----|----|-----|----|----|----|---|------|--|
| Date | Opponent | Pos | AB | R | H | RBI | 2B | 3B | HR | BB | SB | CS | HBP | SAC | SF | GDP | K | PO | A | E | Avg | |
| Feb 14 | YOUNGSTOWN STAT | *3b | 3 | 0 | 1 | 1 | 0 | 0 | 0 | 0 | 0 | 0 | 0 | 0 | 0 | 0 | 0 | 1 | 1 | 0 | .333 | |
| Feb 15 | YOUNGSTOWN STAT | 3b | 0 | 0 | 0 | 0 | 0 | 0 | 0 | 0 | 0 | 0 | 0 | 0 | 0 | 0 | 0 | 1 | 1 | 0 | .333 | |
| Feb 18 | UTSA | *3b | 3 | 0 | 0 | 0 | 0 | 0 | 0 | 0 | 0 | 0 | 0 | 0 | 1 | 0 | 0 | 1 | 1 | 2 | .167 | |
| Feb 21 | GONZAGA | ph/3b | 1 | 1 | 1 | 0 | 0 | 0 | 0 | 1 | 0 | 0 | 0 | 0 | 0 | 0 | 0 | 0 | 1 | 0 | .286 | |
| Feb 22 | GONZAGA | *3b | 4 | 0 | 0 | 1 | 0 | 0 | 0 | 0 | 0 | 0 | 0 | 0 | 0 | 0 | 0 | 0 | 1 | 0 | .182 | |
| Feb 23 | GONZAGA | 3b | 0 | 0 | 0 | 0 | 0 | 0 | 0 | 0 | 0 | 0 | 0 | 1 | 0 | 0 | 0 | 0 | 1 | 0 | .182 | |
| Feb 25 | SFA | 3b | 1 | 0 | 0 | 0 | 0 | 0 | 0 | 0 | 0 | 0 | 0 | 0 | 0 | 0 | 1 | 0 | 0 | 0 | .167 | |
| Feb 28 | vs Oregon State | *3b | 1 | 0 | 0 | 0 | 0 | 0 | 0 | 0 | 0 | 0 | 0 | 0 | 0 | 0 | 0 | 1 | 0 | 2 | .154 | |
| Mar 01 | vs Ohio State | *3b | 3 | 1 | 1 | 2 | 1 | 0 | 0 | 1 | 0 | 0 | 0 | 0 | 0 | 0 | 0 | 2 | 1 | 0 | .188 | |
| Mar 02 | vs Auburn | *3b | 2 | 0 | 0 | 0 | 0 | 0 | 0 | 2 | 0 | 0 | 0 | 0 | 0 | 0 | 0 | 0 | 1 | 0 | .167 | |
| Mar 04 | TARLETON | *3b | 4 | 0 | 2 | 1 | 0 | 0 | 0 | 0 | 0 | 0 | 0 | 0 | 0 | 0 | 0 | 0 | 0 | 1 | .227 | |
| Mar 07 | LOYOLA MARYMOUN | *3b | 3 | 0 | 0 | 1 | 0 | 0 | 0 | 1 | 1 | 0 | 0 | 0 | 1 | 0 | 1 | 1 | 2 | 0 | .200 | |
| Mar 08 | LOYOLA MARYMOUN | 3b | 1 | 0 | 0 | 0 | 0 | 0 | 0 | 0 | 0 | 0 | 0 | 0 | 0 | 0 | 1 | 0 | 0 | 0 | .192 | |
| Mar 09 | LOYOLA MARYMOUN | *3b | 2 | 1 | 0 | 1 | 0 | 0 | 0 | 2 | 0 | 1 | 0 | 0 | 0 | 0 | 0 | 1 | 0 | 3 | .179 | |
| Mar 11 | SAM HOUSTON | 3b | 1 | 1 | 1 | 0 | 0 | 0 | 0 | 0 | 0 | 0 | 0 | 0 | 0 | 0 | 0 | 0 | 0 | 0 | .207 | |
| Mar 14 | at Kansas | *3b | 3 | 0 | 0 | 0 | 0 | 0 | 0 | 0 | 0 | 0 | 0 | 0 | 0 | 0 | 1 | 1 | 3 | 0 | .188 | |
| Mar 25 | UT ARLINGTON | 3b | 1 | 0 | 0 | 0 | 0 | 0 | 0 | 0 | 0 | 0 | 0 | 0 | 0 | 0 | 0 | 0 | 0 | 0 | .182 | |
| Apr 01 | HCU | *3b | 3 | 0 | 0 | 0 | 0 | 0 | 0 | 0 | 0 | 0 | 0 | 0 | 0 | 0 | 1 | 2 | 4 | 1 | .167 | |
| Apr 29 | at Sam Houston | p | 0 | 0 | 0 | 0 | 0 | 0 | 0 | 0 | 0 | 0 | 0 | 0 | 0 | 0 | 0 | 0 | 1 | 0 | .167 | |
| Totals | | 11gs | 36 | 4 | 6 | 7 | 1 | 0 | 0 | 7 | 1 | 1 | 0 | 2 | 1 | 0 | 10 | 8 | 24 | 2 | .167 | |

On base pct. .295 • Slugging pct. .194

| #1 Teplanszky, Hunter - 5 appearances (All games) | | | | | | | | | | | | | | | | | | | | |
|---|-----------------|----|-----|---|---|----|----|----|----|----|----|----|----|-----|-----|-------|-----|----|------|----|
| Date | Opponent | GS | IP | H | R | ER | BB | SO | 2B | 3B | HR | WP | BK | HBP | IBB | Score | W-L | Sv | ERA | NP |
| Apr 08 | TEXAS STATE | | 1.0 | 0 | 0 | 0 | 0 | 2 | 0 | 0 | 0 | 0 | 0 | 1 | 0 | 2-6 | 0-0 | 0 | 0.00 | 18 |
| Apr 15 | at UT Arlington | | 0.2 | 0 | 1 | 1 | 1 | 2 | 0 | 0 | 0 | 0 | 0 | 0 | 0 | 9-8 | 0-0 | 0 | 5.40 | 15 |
| Apr 22 | HCU | | 1.1 | 0 | 0 | 0 | 0 | 0 | 0 | 0 | 0 | 0 | 0 | 0 | 0 | 9-1 | 0-0 | 0 | 3.00 | 12 |
| Apr 29 | at Sam Houston | | 2.0 | 1 | 2 | 2 | 2 | 0 | 0 | 0 | 1 | 0 | 0 | 0 | 0 | 15-4 | 0-0 | 0 | 5.40 | 32 |
| May 04 | ARIZONA STATE | | 0.1 | 0 | 0 | 0 | 0 | 0 | 0 | 0 | 0 | 0 | 0 | 0 | 0 | 6-8 | 0-0 | 0 | 5.06 | 4 |
| Totals | | 0 | 5.1 | 1 | 3 | 3 | 3 | 4 | 0 | 0 | 1 | 0 | 0 | 1 | 0 | 41-27 | 0-0 | 0 | 5.06 | - |

BROADCAST NOTES

- Made second appearance on the mound this season at UTA (4/15/25) and struck out two.
- Made pitching debut for the Bears vs. Texas State (4/8/25), striking out two in a scoreless inning.
- Logged first two-hit game of the year vs. Tarleton (3/4/25).
- Has played 123 career games as a Baylor Bear, the second-most on the 2025 roster.

| TEPLANSZKY'S CAREER HITTING STATS | | | | | | | | | | | | | | | | | | | | | | *AT TCU | | | | |
|-----------------------------------|------|---------|-----|----|-----|----|----|----|-----|------|----|-----|-----|-----|------|----|----|----|----|-----|----|---------|--|--|--|--|
| Season | AVG. | GP-GS | AB | R | H | 2B | 3B | HR | RBI | SLG% | BB | HBP | SO | GDP | OB% | SF | SH | SB | PO | A | E | FLD% | | | | |
| 2022* | .167 | 14-4 | 18 | 1 | 3 | 1 | 0 | 0 | 2 | .222 | 2 | 1 | 7 | 1 | .286 | 0 | 0 | 0 | 6 | 7 | 0 | 1.000 | | | | |
| 2023 | .308 | 47-46 | 172 | 34 | 53 | 10 | 2 | 6 | 34 | .494 | 20 | 11 | 39 | 6 | .406 | 4 | 3 | 3 | 20 | 67 | 13 | .870 | | | | |
| 2024 | .273 | 53-50 | 187 | 25 | 51 | 8 | 0 | 5 | 32 | .396 | 27 | 6 | 58 | 1 | .378 | 2 | 1 | 2 | 28 | 78 | 5 | .955 | | | | |
| 2025 | .167 | 18-11 | 36 | 4 | 6 | 1 | 0 | 0 | 7 | .194 | 7 | 0 | 10 | 0 | .295 | 1 | 2 | 1 | 8 | 23 | 2 | .939 | | | | |
| TOTAL | .274 | 132-111 | 413 | 64 | 113 | 20 | 2 | 11 | 75 | .412 | 56 | 18 | 114 | 8 | .379 | 7 | 6 | 6 | 62 | 175 | 20 | .922 | | | | |

| TEPLANSZKY'S CAREER PITCHING STATS | | | | | | | | | | | * AT TCU | | | | | | | | | | | |
|------------------------------------|---------------|-----|--------|----|-----|----|-----|---|---|----|----------|----|----|----|----|----|-------|----|-----|----|-----|-----|
| Season | ERA | W-L | APP-GS | CG | SHO | SV | IP | H | R | ER | BB | SO | 2B | 3B | HR | BF | B/AVG | WP | HBP | BK | SFA | SHA |
| 2022* | 0.00 | 0-0 | 1-0 | 0 | 0-0 | 0 | 1.0 | 1 | 0 | 0 | 1 | 0 | 0 | 0 | 0 | 5 | .250 | 1 | 0 | 0 | 0 | 0 |
| 2023 | DID NOT PITCH | | | | | | | | | | | | | | | | | | | | | |
| 2024 | DID NOT PITCH | | | | | | | | | | | | | | | | | | | | | |
| 2025 | 5.06 | 0-0 | 5-0 | 0 | 0-0 | 0 | 5.1 | 1 | 3 | 3 | 3 | 4 | 0 | 0 | 1 | 21 | .059 | 0 | 1 | 0 | 0 | 0 |
| TOTAL | 4.26 | 0-0 | 6-0 | 0 | 0-0 | 0 | 6.1 | 2 | 3 | 3 | 4 | 4 | 0 | 0 | 1 | 26 | .090 | 1 | 1 | 0 | 0 | 0 |

INDIVIDUAL GAME-BY-GAMES

2025 Baylor Bears Baseball
Individual Game-by-Game for Baylor (as of May 07, 2025)

#10 Bergman, Brayden - 1 appearance (All games)

| Date | Opponent | GS | IP | H | R | ER | BB | SO | 2B | 3B | HR | WP | BK | HBP | IBB | Score | W-L | Sv | ERA | NP |
|--------|-----------------|----|-----|---|---|----|----|----|----|----|----|----|----|-----|-----|-------|-----|----|------|----|
| Mar 09 | LOYOLA MARYMOUN | | 1.0 | 0 | 0 | 0 | 1 | 2 | 0 | 0 | 0 | 0 | 0 | 1 | 0 | 9-1 | 0-0 | 0 | 0.00 | 23 |
| Totals | | 0 | 1.0 | 0 | 0 | 0 | 1 | 2 | 0 | 0 | 0 | 0 | 0 | 1 | 0 | 9-1 | 0-0 | 0 | 0.00 | - |

#32 Bergman, Caleb - 22 games (All games)

| Date | Opponent | Pos | AB | R | H | RBI | 2B | 3B | HR | BB | SB | CS | HBP | SAC | SF | GDP | K | PO | A | E | Avg |
|--------|-----------------|-------|----|---|---|-----|----|----|----|----|----|----|-----|-----|----|-----|---|----|---|---|------|
| Feb 14 | YOUNGSTOWN STAT | of | 0 | 0 | 0 | 0 | 0 | 0 | 0 | 0 | 0 | 0 | 0 | 0 | 0 | 0 | 0 | 0 | 0 | 0 | .000 |
| Feb 15 | YOUNGSTOWN STAT | ph/of | 1 | 0 | 0 | 0 | 0 | 0 | 0 | 0 | 0 | 0 | 0 | 0 | 0 | 0 | 0 | 1 | 0 | 0 | .000 |
| Feb 23 | GONZAGA | of | 0 | 0 | 0 | 0 | 0 | 0 | 0 | 0 | 0 | 0 | 0 | 0 | 0 | 0 | 0 | 0 | 0 | 0 | .000 |
| Feb 25 | SFA | pr | 0 | 1 | 0 | 0 | 0 | 0 | 0 | 0 | 1 | 0 | 0 | 0 | 0 | 0 | 0 | 0 | 0 | 0 | .000 |
| Mar 09 | LOYOLA MARYMOUN | of | 0 | 0 | 0 | 0 | 0 | 0 | 0 | 0 | 0 | 0 | 0 | 0 | 0 | 0 | 0 | 0 | 0 | 0 | .000 |
| Mar 15 | at Kansas | ph | 1 | 0 | 0 | 0 | 0 | 0 | 0 | 0 | 0 | 0 | 0 | 0 | 0 | 0 | 1 | 0 | 0 | 0 | .000 |
| Mar 16 | at Kansas | of | 0 | 0 | 0 | 0 | 0 | 0 | 0 | 0 | 0 | 0 | 0 | 0 | 0 | 0 | 0 | 0 | 0 | 0 | .000 |
| Mar 18 | at Texas State | ph/of | 0 | 1 | 0 | 0 | 0 | 0 | 0 | 0 | 0 | 0 | 1 | 0 | 0 | 0 | 0 | 0 | 0 | 0 | .000 |
| Mar 25 | UT ARLINGTON | ph/of | 1 | 1 | 1 | 1 | 0 | 0 | 1 | 0 | 0 | 0 | 0 | 0 | 0 | 0 | 0 | 1 | 0 | 0 | .333 |
| Mar 28 | at Arizona | of | 0 | 0 | 0 | 0 | 0 | 0 | 0 | 0 | 0 | 0 | 0 | 0 | 0 | 0 | 0 | 0 | 0 | 0 | .333 |
| Mar 30 | at Arizona | of | 1 | 0 | 0 | 0 | 0 | 0 | 0 | 0 | 0 | 0 | 0 | 0 | 0 | 0 | 1 | 1 | 0 | 0 | .250 |
| Apr 05 | HOUSTON | pr/of | 0 | 0 | 0 | 0 | 0 | 0 | 0 | 0 | 0 | 0 | 0 | 0 | 0 | 0 | 0 | 0 | 0 | 0 | .250 |
| Apr 08 | TEXAS STATE | pr | 0 | 0 | 0 | 0 | 0 | 0 | 0 | 0 | 0 | 0 | 0 | 0 | 0 | 0 | 0 | 0 | 0 | 0 | .250 |
| Apr 12 | at Texas Tech | of | 1 | 1 | 1 | 0 | 0 | 0 | 0 | 0 | 0 | 0 | 0 | 0 | 0 | 0 | 0 | 1 | 0 | 0 | .400 |
| Apr 17 | UTAH | of | 0 | 0 | 0 | 0 | 0 | 0 | 0 | 0 | 0 | 0 | 0 | 0 | 0 | 0 | 0 | 0 | 0 | 0 | .400 |
| Apr 18 | UTAH | pr/of | 0 | 0 | 0 | 0 | 0 | 0 | 0 | 0 | 0 | 0 | 0 | 0 | 0 | 0 | 0 | 0 | 0 | 0 | .400 |
| Apr 19 | UTAH | of | 1 | 0 | 0 | 0 | 0 | 0 | 0 | 0 | 0 | 0 | 0 | 0 | 0 | 0 | 1 | 2 | 0 | 0 | .333 |
| Apr 22 | HCU | ph/of | 1 | 0 | 0 | 0 | 0 | 0 | 0 | 0 | 0 | 0 | 0 | 0 | 0 | 0 | 1 | 0 | 0 | 0 | .286 |
| Apr 25 | at TCU | pr | 0 | 0 | 0 | 0 | 0 | 0 | 0 | 0 | 0 | 0 | 0 | 0 | 0 | 0 | 0 | 0 | 0 | 0 | .286 |
| Apr 27 | at TCU | of | 0 | 0 | 0 | 0 | 0 | 0 | 0 | 0 | 0 | 0 | 0 | 0 | 0 | 0 | 0 | 0 | 0 | 0 | .286 |
| Apr 29 | at Sam Houston | ph/of | 1 | 0 | 0 | 0 | 0 | 0 | 0 | 0 | 0 | 0 | 0 | 0 | 0 | 0 | 1 | 0 | 0 | 0 | .250 |
| May 02 | ARIZONA STATE | of | 1 | 0 | 0 | 0 | 0 | 0 | 0 | 0 | 0 | 0 | 0 | 0 | 0 | 0 | 1 | 0 | 0 | 0 | .222 |
| Totals | | Ogs | 9 | 4 | 2 | 1 | 0 | 0 | 1 | 0 | 1 | 0 | 1 | 0 | 0 | 0 | 6 | 6 | 0 | 0 | .222 |

On base pct. .300 • Slugging pct. .556

#42 Clewett, Camden - 5 appearances (All games)

| Date | Opponent | GS | IP | H | R | ER | BB | SO | 2B | 3B | HR | WP | BK | HBP | IBB | Score | W-L | Sv | ERA | NP |
|--------|-----------------|----|-----|---|---|----|----|----|----|----|----|----|----|-----|-----|-------|-----|----|-------|----|
| Feb 15 | YOUNGSTOWN STAT | | 0.1 | 1 | 2 | 2 | 2 | 0 | 1 | 0 | 0 | 0 | 0 | 0 | 0 | 12-4 | 0-0 | 0 | 54.00 | 20 |
| Mar 04 | TARLETON | | 1.1 | 0 | 0 | 0 | 0 | 2 | 0 | 0 | 0 | 0 | 0 | 0 | 0 | 7-2 | 0-0 | 0 | 10.80 | 15 |
| Mar 11 | SAM HOUSTON | | 1.0 | 0 | 0 | 0 | 1 | 1 | 0 | 0 | 0 | 0 | 0 | 0 | 0 | 9-2 | 0-0 | 0 | 6.75 | 17 |
| Mar 18 | at Texas State | | 1.0 | 1 | 0 | 0 | 0 | 0 | 0 | 0 | 0 | 0 | 0 | 0 | 0 | 19-3 | 0-0 | 0 | 4.91 | 18 |
| Mar 25 | UT ARLINGTON | | 0.2 | 0 | 1 | 1 | 2 | 0 | 0 | 0 | 0 | 2 | 0 | 1 | 0 | 13-4 | 0-0 | 0 | 6.23 | 18 |
| Totals | | 0 | 4.1 | 2 | 3 | 3 | 5 | 3 | 1 | 0 | 0 | 2 | 0 | 1 | 0 | 60-15 | 0-0 | 0 | 6.23 | - |

#54 Leach, Drew - 1 game (All games)

| Date | Opponent | Pos | AB | R | H | RBI | 2B | 3B | HR | BB | SB | CS | HBP | SAC | SF | GDP | K | PO | A | E | Avg |
|--------|-----------|-----|----|---|---|-----|----|----|----|----|----|----|-----|-----|----|-----|---|----|---|---|------|
| Mar 14 | at Kansas | p | 0 | 0 | 0 | 0 | 0 | 0 | 0 | 0 | 0 | 0 | 0 | 0 | 0 | 0 | 0 | 1 | 0 | 0 | .000 |
| Totals | | Ogs | 0 | 0 | 0 | 0 | 0 | 0 | 0 | 0 | 0 | 0 | 0 | 0 | 0 | 0 | 0 | 1 | 0 | 0 | .000 |

On base pct. .000 • Slugging pct. .000

#54 Leach, Drew - 6 appearances (All games)

| Date | Opponent | GS | IP | H | R | ER | BB | SO | 2B | 3B | HR | WP | BK | HBP | IBB | Score | W-L | Sv | ERA | NP |
|--------|-----------------|----|-----|---|---|----|----|----|----|----|----|----|----|-----|-----|-------|-----|----|------|----|
| Feb 25 | SFA | | 0.1 | 1 | 0 | 0 | 0 | 0 | 0 | 1 | 0 | 0 | 0 | 0 | 0 | 9-4 | 0-0 | 0 | 0.00 | 8 |
| Mar 11 | SAM HOUSTON | | 1.1 | 1 | 0 | 0 | 1 | 2 | 0 | 0 | 0 | 0 | 0 | 0 | 0 | 9-2 | 1-0 | 0 | 0.00 | 18 |
| Mar 14 | at Kansas | | 1.0 | 1 | 0 | 0 | 1 | 1 | 0 | 0 | 0 | 0 | 0 | 0 | 0 | 1-9 | 1-0 | 0 | 0.00 | 19 |
| Mar 22 | KANSAS STATE | | 1.0 | 1 | 1 | 1 | 1 | 0 | 1 | 0 | 0 | 1 | 0 | 0 | 0 | 4-14 | 1-0 | 0 | 2.45 | 15 |
| Mar 25 | UT ARLINGTON | | 1.0 | 1 | 0 | 0 | 0 | 0 | 0 | 0 | 0 | 0 | 0 | 0 | 0 | 13-4 | 1-0 | 0 | 1.93 | 10 |
| Apr 15 | at UT Arlington | | 0.2 | 2 | 4 | 4 | 1 | 0 | 0 | 0 | 1 | 2 | 0 | 1 | 0 | 9-8 | 1-0 | 0 | 8.44 | 23 |
| Totals | | 0 | 5.1 | 7 | 5 | 5 | 4 | 3 | 1 | 1 | 1 | 3 | 0 | 1 | 0 | 45-41 | 1-0 | 0 | 8.44 | - |

INDIVIDUAL GAME-BY-GAMES

2025 Baylor Bears Baseball
Individual Game-by-Game for Baylor (as of May 07, 2025)

#18 Petrowski, Andrew - 3 games (All games)

| Date | Opponent | Pos | AB | R | H | RBI | 2B | 3B | HR | BB | SB | CS | HBP | SAC | SF | GDP | K | PO | A | E | Avg |
|--------|----------------|-----|----|---|---|-----|----|----|----|----|----|----|-----|-----|----|-----|---|----|---|---|------|
| Feb 23 | GONZAGA | p | 0 | 0 | 0 | 0 | 0 | 0 | 0 | 0 | 0 | 0 | 0 | 0 | 0 | 0 | 0 | 0 | 1 | 0 | .000 |
| Mar 18 | at Texas State | p | 0 | 0 | 0 | 0 | 0 | 0 | 0 | 0 | 0 | 0 | 0 | 0 | 0 | 0 | 0 | 0 | 0 | 1 | .000 |
| Apr 04 | HOUSTON | p | 0 | 0 | 0 | 0 | 0 | 0 | 0 | 0 | 0 | 0 | 0 | 0 | 0 | 0 | 0 | 0 | 2 | 0 | .000 |
| Totals | | Ogs | 0 | 0 | 0 | 0 | 0 | 0 | 0 | 0 | 0 | 0 | 0 | 0 | 0 | 0 | 0 | 0 | 3 | 1 | .000 |

On base pct. .000 • Slugging pct. .000

#18 Petrowski, Andrew - 14 appearances (All games)

| Date | Opponent | GS | IP | H | R | ER | BB | SO | 2B | 3B | HR | WP | BK | HBP | IBB | Score | W-L | Sv | ERA | NP |
|--------|-----------------|----|------|----|----|----|----|----|----|----|----|----|----|-----|-----|-------|-----|----|------|----|
| Feb 15 | YOUNGSTOWN STAT | | 1.0 | 1 | 0 | 0 | 0 | 1 | 0 | 0 | 0 | 0 | 0 | 0 | 0 | 12-4 | 0-0 | 0 | 0.00 | 26 |
| Feb 23 | GONZAGA | | 1.0 | 2 | 1 | 0 | 0 | 0 | 0 | 0 | 0 | 0 | 0 | 0 | 0 | 7-8 | 0-1 | 0 | 0.00 | 10 |
| Mar 04 | TARLETON | | 1.1 | 0 | 0 | 0 | 0 | 2 | 0 | 0 | 0 | 0 | 0 | 0 | 0 | 7-2 | 1-1 | 0 | 0.00 | 17 |
| Mar 07 | LOYOLA MARYMOUN | | 1.0 | 1 | 1 | 0 | 0 | 2 | 0 | 0 | 0 | 0 | 0 | 0 | 0 | 9-4 | 1-1 | 0 | 0.00 | 22 |
| Mar 15 | at Kansas | | 0.2 | 2 | 2 | 2 | 3 | 0 | 0 | 0 | 1 | 0 | 0 | 0 | 0 | 7-14 | 1-1 | 0 | 3.60 | 27 |
| Mar 18 | at Texas State | | 1.0 | 1 | 0 | 0 | 1 | 1 | 0 | 0 | 0 | 0 | 0 | 0 | 0 | 19-3 | 1-1 | 0 | 3.00 | 22 |
| Mar 22 | KANSAS STATE | | 1.0 | 1 | 0 | 0 | 0 | 0 | 1 | 0 | 0 | 0 | 0 | 0 | 0 | 4-14 | 1-1 | 0 | 2.57 | 10 |
| Mar 30 | at Arizona | | 0.1 | 0 | 0 | 0 | 0 | 0 | 0 | 0 | 0 | 0 | 0 | 0 | 0 | 6-11 | 1-1 | 0 | 2.45 | 5 |
| Apr 01 | HCU | | 2.0 | 1 | 0 | 0 | 0 | 1 | 1 | 0 | 0 | 0 | 0 | 0 | 0 | 3-2 | 1-1 | 0 | 1.93 | 27 |
| Apr 04 | HOUSTON | | 1.0 | 1 | 1 | 1 | 0 | 0 | 0 | 0 | 0 | 1 | 0 | 0 | 0 | 4-7 | 1-1 | 0 | 2.61 | 17 |
| Apr 08 | TEXAS STATE | | 0.2 | 1 | 0 | 0 | 0 | 2 | 0 | 0 | 0 | 0 | 0 | 0 | 0 | 2-6 | 1-1 | 0 | 2.45 | 11 |
| Apr 11 | at Texas Tech | | 1.0 | 5 | 4 | 4 | 1 | 1 | 1 | 0 | 0 | 0 | 0 | 0 | 0 | 2-9 | 1-1 | 0 | 5.25 | 20 |
| Apr 25 | at TCU | | 1.0 | 1 | 1 | 1 | 1 | 0 | 0 | 0 | 1 | 0 | 0 | 0 | 0 | 2-7 | 1-1 | 0 | 5.54 | 18 |
| Apr 29 | at Sam Houston | | 1.0 | 2 | 0 | 0 | 0 | 2 | 0 | 0 | 0 | 0 | 0 | 0 | 0 | 15-4 | 1-1 | 0 | 5.14 | 14 |
| Totals | | 0 | 14.0 | 19 | 10 | 8 | 6 | 12 | 3 | 0 | 2 | 1 | 0 | 0 | 0 | 99-95 | 1-1 | 0 | 5.14 | - |

#49 Stahl, Stefan - 4 games (All games)

| Date | Opponent | Pos | AB | R | H | RBI | 2B | 3B | HR | BB | SB | CS | HBP | SAC | SF | GDP | K | PO | A | E | Avg |
|--------|---------------|-----|----|---|---|-----|----|----|----|----|----|----|-----|-----|----|-----|---|----|---|---|------|
| Feb 21 | GONZAGA | p | 0 | 0 | 0 | 0 | 0 | 0 | 0 | 0 | 0 | 0 | 0 | 0 | 0 | 0 | 0 | 0 | 1 | 0 | .000 |
| Mar 01 | vs Ohio State | p | 0 | 0 | 0 | 0 | 0 | 0 | 0 | 0 | 0 | 0 | 0 | 0 | 0 | 0 | 0 | 0 | 1 | 0 | .000 |
| Mar 04 | TARLETON | p | 0 | 0 | 0 | 0 | 0 | 0 | 0 | 0 | 0 | 0 | 0 | 0 | 0 | 0 | 0 | 0 | 1 | 0 | .000 |
| Mar 11 | SAM HOUSTON | p | 0 | 0 | 0 | 0 | 0 | 0 | 0 | 0 | 0 | 0 | 0 | 0 | 0 | 0 | 0 | 0 | 1 | 0 | .000 |
| Totals | | Ogs | 0 | 0 | 0 | 0 | 0 | 0 | 0 | 0 | 0 | 0 | 0 | 0 | 0 | 0 | 0 | 0 | 4 | 0 | .000 |

On base pct. .000 • Slugging pct. .000

#49 Stahl, Stefan - 13 appearances (All games)

| Date | Opponent | GS | IP | H | R | ER | BB | SO | 2B | 3B | HR | WP | BK | HBP | IBB | Score | W-L | Sv | ERA | NP |
|--------|-----------------|----|------|----|----|----|----|----|----|----|----|----|----|-----|-----|--------|-----|----|------|----|
| Feb 15 | YOUNGSTOWN STAT | | 1.0 | 0 | 0 | 0 | 0 | 2 | 0 | 0 | 0 | 0 | 0 | 0 | 0 | 12-4 | 0-0 | 0 | 0.00 | 19 |
| Feb 21 | GONZAGA | | 2.0 | 0 | 0 | 0 | 0 | 1 | 0 | 0 | 0 | 0 | 0 | 0 | 0 | 4-0 | 0-0 | 1 | 0.00 | 24 |
| Mar 01 | vs Ohio State | | 0.1 | 1 | 2 | 2 | 1 | 0 | 0 | 0 | 1 | 0 | 0 | 0 | 0 | 8-6 | 1-0 | 1 | 5.40 | 9 |
| Mar 04 | TARLETON | | 1.2 | 1 | 0 | 0 | 0 | 1 | 0 | 0 | 0 | 0 | 0 | 0 | 0 | 7-2 | 1-0 | 1 | 3.60 | 21 |
| Mar 11 | SAM HOUSTON | | 0.2 | 2 | 1 | 1 | 0 | 0 | 0 | 1 | 0 | 0 | 0 | 0 | 0 | 9-2 | 1-0 | 1 | 4.76 | 11 |
| Mar 18 | at Texas State | | 1.0 | 0 | 0 | 0 | 0 | 0 | 0 | 0 | 0 | 0 | 0 | 0 | 0 | 19-3 | 1-0 | 1 | 4.05 | 9 |
| Mar 25 | UT ARLINGTON | * | 1.0 | 0 | 0 | 0 | 1 | 0 | 0 | 0 | 0 | 0 | 0 | 0 | 0 | 13-4 | 1-0 | 1 | 3.52 | 15 |
| Mar 29 | at Arizona | * | 2.1 | 2 | 2 | 2 | 2 | 1 | 0 | 0 | 0 | 0 | 0 | 1 | 0 | 6-3 | 1-0 | 1 | 4.50 | 42 |
| Apr 06 | HOUSTON | * | 1.0 | 3 | 3 | 1 | 1 | 0 | 0 | 0 | 0 | 0 | 0 | 0 | 0 | 2-4 | 1-1 | 1 | 4.91 | 30 |
| Apr 15 | at UT Arlington | * | 2.0 | 5 | 3 | 3 | 0 | 1 | 3 | 0 | 0 | 0 | 0 | 0 | 0 | 9-8 | 1-1 | 1 | 6.23 | 28 |
| Apr 29 | at Sam Houston | | 1.0 | 0 | 0 | 0 | 0 | 3 | 0 | 0 | 0 | 0 | 0 | 0 | 0 | 15-4 | 1-1 | 1 | 5.79 | 14 |
| May 02 | ARIZONA STATE | | 0.2 | 0 | 0 | 0 | 0 | 0 | 0 | 0 | 0 | 0 | 0 | 0 | 0 | 7-4 | 2-1 | 1 | 5.52 | 11 |
| May 06 | UTRGV | | 1.2 | 2 | 2 | 2 | 1 | 1 | 0 | 0 | 1 | 0 | 0 | 0 | 0 | 10-7 | 2-1 | 1 | 6.06 | 29 |
| Totals | | 4 | 16.1 | 16 | 13 | 11 | 6 | 10 | 3 | 1 | 2 | 0 | 0 | 1 | 0 | 121-51 | 2-1 | 1 | 6.06 | - |

INDIVIDUAL GAME-BY-GAMES

2025 Baylor Bears Baseball
Individual Game-by-Game for Baylor (as of May 07, 2025)

#45 Youens, John - 8 games (All games)

| Date | Opponent | Pos | AB | R | H | RBI | 2B | 3B | HR | BB | SB | CS | HBP | SAC | SF | GDP | K | PO | A | E | Avg |
|--------|----------------|-------|----|---|---|-----|----|----|----|----|----|----|-----|-----|----|-----|---|----|---|---|------|
| Feb 23 | GONZAGA | ph | 1 | 0 | 0 | 0 | 0 | 0 | 0 | 0 | 0 | 0 | 0 | 0 | 0 | 0 | 1 | 0 | 0 | 0 | .000 |
| Mar 18 | at Texas State | ph | 1 | 0 | 0 | 0 | 0 | 0 | 0 | 0 | 0 | 0 | 0 | 0 | 0 | 0 | 0 | 0 | 0 | 0 | .000 |
| Mar 25 | UT ARLINGTON | ph | 1 | 0 | 0 | 0 | 0 | 0 | 0 | 0 | 0 | 0 | 0 | 0 | 0 | 0 | 0 | 0 | 0 | 0 | .000 |
| Apr 22 | HCU | ph/1b | 1 | 0 | 1 | 0 | 1 | 0 | 0 | 0 | 0 | 0 | 0 | 0 | 0 | 0 | 0 | 1 | 0 | 0 | .250 |
| Apr 29 | at Sam Houston | *1b | 4 | 2 | 2 | 2 | 0 | 0 | 0 | 0 | 0 | 0 | 1 | 0 | 0 | 0 | 1 | 8 | 0 | 0 | .375 |
| May 03 | ARIZONA STATE | *1b | 3 | 0 | 0 | 0 | 0 | 0 | 0 | 1 | 0 | 0 | 0 | 0 | 0 | 0 | 3 | 10 | 1 | 0 | .273 |
| May 04 | ARIZONA STATE | ph/1b | 1 | 0 | 0 | 0 | 0 | 0 | 0 | 0 | 0 | 0 | 0 | 0 | 0 | 0 | 0 | 4 | 0 | 0 | .250 |
| May 06 | UTRGV | *1b | 2 | 1 | 0 | 1 | 0 | 0 | 0 | 1 | 0 | 0 | 1 | 0 | 0 | 1 | 0 | 9 | 1 | 0 | .214 |
| Totals | | 3gs | 14 | 3 | 3 | 3 | 1 | 0 | 0 | 2 | 0 | 0 | 2 | 0 | 0 | 1 | 5 | 32 | 2 | 0 | .214 |

On base pct. .389 • Slugging pct. .286

BROADCAST ROSTER**#3 Enzo Apodaca**

OF • R-Sr. (2nd Year at BU)
L/L • 5-9 • 194
Scottsdale, Ariz.
(Gonzaga)

**#29 Carson Bailey**

LHP • Fr. (1st Year at BU)
R/L • 6-3 • 202
Richardson, Texas
(J.J. Pearce HS)

**#37 Cayden Baker**

RHP • Fr. (1st Year at BU)
L/R • 6-0 • 211
Olive Branch, Miss.
(Lewisburg HS)

**#38 Bryson Bales**

LHP • R-Sr. (1st Year at BU)
L/L • 6-3 • 227
Round Rock, Texas
(Hendrix College)

**#10 Brayden Bergman**

RHP • Fr. (1st Year at BU)
R/R • 6-1 • 200
Parker, Texas
(Plano East HS)

**#32 Caleb Bergman**

OF • Jr. (3rd Year at BU)
R/R • 5-9 • 171
Parker, Texas
(Plano East HS)

**#2 Gavin Brzozowski**

1B/OF • R-Jr. (3rd Year at BU)
L/L • 6-1 • 198
Mansfield, Texas
(Northeast Texas CC)

**#15 Brayden Buchanan**

C • So. (2nd Year at BU)
R/R • 6-1 • 229
Austin, Texas
(Vandegrift HS)

**#52 Caleb Bunch**

RHP • Sr. (1st Year at BU)
R/R • 6-6 • 213
Keller, Texas
(Northwestern State)

**#36 Ethan Calder**

LHP • Jr. (3rd Year at BU)
L/L • 5-11 • 191
Austin, Texas
(Lake Travis HS)

**#19 Cortlan Castle**

C • Sr. (4th Year at BU)
R/R • 5-11 • 200
Woodway, Texas
(Midway HS)

**#20 Brytton Clements**

INF • Fr. (1st Year at BU)
R/R • 6-1 • 185
Laredo, Texas
(Alexander HS)

**#42 Camden Clewett**

RHP/UT • Fr. (1st Year at BU)
R/R • 5-11 • 226
Montgomery, Texas
(Montgomery HS)

**#30 Gabe Craig**

RHP • R-Sr. (3rd Year at BU)
R/R • 6-5 • 209
Tyler, Texas
(Tyler JC)

**#48 Lucas Davenport**

RHP • R-So. (1st Year at BU)
R/R • 6-6 • 231
Prosper, Texas
(Blinn College)

**#44 Will Glatch**

RHP • Sr. (2nd Year at BU)
R/R • 6-2 • 214
Frisco, Texas
(McLennan CC)

**#12 Mason Green**

LHP • So. (2nd Year at BU)
R/L • 6-2 • 218
Cypress, Texas
(Cy Woods HS)

**#50 Patrick Hail**

RHP • R-Sr. (2nd Year at BU)
R/R • 6-6 • 250
Arlington, Texas
(Lamar)

**#26 Jack Hickerson**

RHP • Fr. (1st Year at BU)
R/R • 6-3 • 179
Corinth, Texas
(Guyer HS)

**#34 Caleb Jameson**

LHP • Jr. (1st Year at BU)
L/L • 6-0 • 184
Paris, Texas
(Paris JC)

**#14 Samuel Jenkins**


OF • Fr. (1st Year at BU)
L/R • 6-2 • 220
Dallas, Texas
(Trinity Christian Academy)

**#23 Ty Johnson**

OF • Sr. (2nd Year at BU)
L/R • 6-0 • 188
Flower Mound, Texas
(McLennan CC)

**#33 Wesley Jordan**

OF • Sr. (2nd Year at BU)
R/R • 6-3 • 222
Highland Village, Texas
(Navarro College)

**#13 Tyriq Kemp**

INF • Sr. (2nd Year at BU)
L/R • 5-7 • 156
Rotterdam, The Netherlands
(Western Oklahoma CC)



#4 JJ Kennett
 C • So. (1st Year at BU)
 R/R • 5-10 • 174
 Mandeville, La.
 (Dallas Baptist)



#63 Jake Kolkhorst
 RHP • R-Jr. (1st Year at BU)
 R/R • 6-2 • 200
 Brenham, Texas
 (Blinn College)



#54 Drew Leach
 RHP • R-Sr. (4th Year at BU)
 R/R • 6-3 • 239
 Houston, Texas
 (Alvin CC)



#22 Jack Little
 INF • R-So. (2nd Year at BU)
 R/R • 6-1 • 211
 Katy, Texas
 (Wichita State)



#46 Grayson Murry
 RHP • Jr. (1st Year at BU)
 S/R • 6-5 • 219
 Tyler, Texas
 (Tyler JC)



#11 Will Pendergrass
 INF • R-Sr. (3rd Year at BU)
 R/R • 6-2 • 211
 Missouri City, Texas
 (Cisco CC)



#18 Andrew Petrowski
 RHP • R-Sr. (3rd Year at BU)
 R/R • 6-1 • 223
 San Antonio, Texas
 (San Jacinto CC)



#5 Pearson Riebock
 INF • Fr. (1st Year at BU)
 L/R • 6-0 • 181
 Rockwall, Texas
 (Rockwall HS)



#89 RJ Ruais
 LHP/UT • So. (2nd Year at BU)
 L/L • 6-2 • 212
 Celina, Texas
 (Celina HS)



#6 Travis Sanders
 INF • R-So. (1st Year at BU)
 R/R • 6-1 • 186
 Copperas Cove, Texas
 (Texas Tech)



#9 Hunter Simmons
 1B/OF • Sr. (3rd Year at BU)
 R/R • 5-11 • 229
 Mansfield, Texas
 (Howard College)



#16 Hunter Snow
 OF • Fr. (1st Year at BU)
 L/R • 6-2 • 204
 Carmel, Ind.
 (Carmel HS)



#49 Stefan Stahl
 LHP • Jr. (1st Year at BU)
 L/L • 6-2 • 192
 Richardson, Texas
 (McLennan CC)



#51 Cole Stasio
 RHP • R-Sr. (5th Year at BU)
 R/R • 6-5 • 219
 Davie, Fla.
 (American Heritage HS)



#1 Hunter Teplanszky
 INF • Sr. (3rd Year at BU)
 S/R • 6-3 • 188
 Flower Mound, Texas
 (TCU)



#28 Brett White
 INF • Fr. (1st Year at BU)
 L/R • 6-1 • 210
 North Liberty, Iowa
 (Solon HS)



#45 John Youens
 1B • R-Fr. (2nd Year at BU)
 L/L • 6-2 • 204
 Waco, Texas
 (Bosqueville HS)



#25 Mitch Thompson
 Head Coach
 Fort Hays State, 1988
 3rd Season



#21 Zach Dillon
 Assistant Coach
 Baylor, 2005
 3rd Season



#55 Sean Snedeker
 Assistant Coach
 Texas A&M, 1990
 1st Season



#40 Jim Blair
 Assistant Coach
 Baylor, 2000
 3rd Season



Darin Thomas
 Director of Operations
 Oklahoma Christian, 1989
 3rd Season



Brian Furlong
 Director of Player Development
 Iowa, 2007
 3rd Season