



MEN'S BASKETBALL

25-7 OVERALL 13-5 BIG 12 (18-0 HOME 5-5 AWAY 2-2 NEUTRAL)



RYAN WORKMAN
Associate Director
Athletics Communications

Iowa State Athletics
Jacobson Athletic Building
Ames, Iowa 50011

(701) 809-6597
rworkman@iastate.edu



IOWA STATE CYCLONES
25-7 overall (13-5 Big 12)

Head Coach: T.J. Otzelberger **Polls:** (AP/Coaches): 7/8
Overall: 165-97 (8th year) **NET/BPI/KENPom:** 9/9/9
At ISU: 66-34 (3rd year)



BAYLOR BEARS
23-9 overall (11-7 Big 12)

Head Coach: Scott Drew **Polls:** (AP/Coaches): 14/13
Overall: 463-253 (22nd year) **NET/BPI/KENPom:** 14/13/14
At BU: 443-242 (21st year)

FRI., MARCH 15, 2024 / 8:30 P.M.

T-Mobile Center (17,763) / Kansas City, Mo.



Cyclone Radio Network
John Walters, pxp
Eric Heft, analyst



Jon Sciambi, pxp
Fran Fraschilla, analyst
Kris Budden, sideline



Live Stats
at
CycloneStats.com

2023-24 SCHEDULE

NOVEMBER (5-2)

| | | |
|----|----------------------------|-----------|
| 6 | GREEN BAY (B12N) | W, 85-44 |
| 9 | LINDENWOOD (B12N) | W, 102-47 |
| 12 | IDAHO STATE (B12N) | W, 86-55 |
| 19 | GRAMBLING STATE (B12N) | W, 92-37 |
| 23 | +vs. VCU (ESPN2) | W, 68-64 |
| 24 | +vs. Virginia Tech (ESPN2) | L, 62-71 |
| 26 | +vs. #12 Texas A&M (ESPN2) | L, 69-73 |

DECEMBER (6-0)

| | | |
|----|-------------------------|-----------|
| 1 | ~at DePaul (FS1) | W, 99-80 |
| 7 | IOWA (ESPNU) | W, 90-65 |
| 10 | PRAIRIE VIEW A&M (B12N) | W, 107-56 |
| 17 | FLORIDA A&M (B12N) | W, 96-58 |
| 21 | EASTERN ILLINOIS (B12N) | W, 80-48 |
| 31 | NEW HAMPSHIRE (B12N) | W, 85-70 |

JANUARY (5-2)

| | | |
|----|-------------------------|----------|
| 6 | *at #11 Oklahoma (B12N) | L, 63-71 |
| 9 | **#2 HOUSTON (ESPN2) | W, 57-53 |
| 13 | *OKLAHOMA STATE (B12N) | W, 66-42 |
| 16 | *at #20 BYU (B12N) | L, 72-87 |
| 20 | *at #19 TCU (ESPNU) | W, 73-72 |
| 24 | *KANSAS STATE (ESPN2) | W, 78-67 |
| 27 | **#7 KANSAS (CBS) | W, 79-75 |

FEBRUARY (6-2)

| | | |
|----|------------------------|----------|
| 3 | *at #18 Baylor (ESPN2) | L, 68-70 |
| 6 | *at Texas (LHN) | W, 70-65 |
| 10 | *TCU (ESPN2) | W, 71-59 |
| 13 | *at Cincinnati (ESPN2) | W, 68-59 |
| 17 | *TEXAS TECH (B12N) | W, 82-74 |
| 19 | *at #2 Houston (ESPN) | L, 65-73 |
| 24 | *WEST VIRGINIA (ESPN2) | W, 71-64 |
| 28 | *OKLAHOMA (B12N) | W, 58-45 |

MARCH (3-1)

| | | |
|----|---------------------------|-----------|
| 2 | *at UCF (B12N) | W, 60-52 |
| 6 | **#20 BYU (ESPN2) | W, 68-63 |
| 9 | *at Kansas State (ESPN2) | L, 58-65 |
| 14 | ^vs. Kansas State (ESPN2) | W, 76-57 |
| 15 | ^vs. #14 Baylor (ESPN) | 8:30 p.m. |

All Times Central

- * Big 12 Game
- ~ ESPN Events Invitational at Kissimmee, Fla.
- ~ BIG EAST/Big 12 Battle
- ^ Phillips 66 Big 12 Championship at Kansas City, Mo.
- B12N = Big 12 Now on ESPN+
- LHN = Longhorn Network

ISU BASKETBALL HISTORY

| | |
|-----------------------------|--------------------|
| All-Time Record | 1,456-1,398 (.510) |
| Hilton Coliseum Record | 613-207 (.748) |
| NCAA Tournament Appearances | 22 |

THE LEAD

No. 7 Iowa State will face No. 14 Baylor in the 2024 Phillips 66 Big 12 Championship Semifinals Friday night. This is the second-straight year the teams have faced each other in the postseason, with ISU winning in the quarterfinals last season.

KEY STORYLINES

- A trio of Cyclones earned honors from the Big 12 this week. Tamin Lipsey was an All-Big 12 First Team selection, while Keshon Gilbert was named to the second team. Lipsey was a unanimous selection to the All-Defensive Team, while Gilbert was named to the All-Newcomer Team. Milan Momcilovic was named to the All-Freshman Team.
- Iowa State has won 18-straight games at Hilton Coliseum, the fourth longest active home winning streak in the country. ISU, McNeese and Samford are the only undefeated teams in the country at home with at least 18 wins.
- Iowa State is 28-1 under T.J. Otzelberger when four or more players score in double figures.
- Lipsey had a school-record steal streak of 34-straight games snapped this season. It was the second longest streak in the country. He has a steal in 62 of the 64 games he has played.
- The Cyclones have scored 90 or more points six times this season. It is the most times hitting that mark in a season since the 2016-17 team did so eight times.
- Only six players in the country are averaging at least 12.5 points, 4.4 rebounds, 4.2 assists and 1.9 steals per game this season. Two of them reside in the Cyclone backcourt in Tamin Lipsey and Keshon Gilbert, with ISU being the only school in the nation with multiple players hitting those marks.
- Otzelberger was named to the Naismith Late Season Coach of the Year watchlist. It is the second-straight year he's been on the list that includes 15 coaches.
- The six highest scoring Cyclone outputs under Otzelberger have all come this season, including a pair of 100 point performances. Nine of the 10 highest under Otz have also come this season.
- Lipsey is averaging 12.5 points, 4.8 assists, 4.7 rebounds and 2.7 steals this year. He is one of 18 players in the country to average those numbers since 1996-97. Lipsey earned ESPN Events Invitational All-Tournament honors and turned in the seventh triple-double in school history against DePaul. Against Prairie View A&M, he broke the school record for steals in a game with eight. He has been named to the Naismith National Player of the Year Midseason Team and a semifinalist for the Naismith Defensive Player of the Year.
- Under Otz, ISU is 35-7 against non-con opponents. The 35 wins are tied for the ninth-most in the nation and the .833 winning percentage is the seventh-best.
- One of the nation's toughest venues, ISU played 18 games in Hilton Coliseum this year. In its 53rd year, Iowa State owns a .748 winning percentage and picked up its 600th win in the venue Dec. 7 against Iowa. ISU's 18 wins at Hilton this season are tied for the most home wins in school history in a season.

POSSIBLE STARTERS

| No. | Name | Pos. | Ht. | Wt. | Yr. | Pts. | Reb. | Ast. | FG% | 3P% | FT% |
|---|------------------|------|------|-----|-----|------|------|------|------|------|------|
| 0 | Tre King | F | 6-7 | 230 | Sr. | 9.4 | 5.2 | 0.8 | .504 | .277 | .809 |
| <i>Transferred to Iowa State in December 2021...First full season eligible for the Cyclones.</i> | | | | | | | | | | | |
| 3 | Tamin Lipsey | G | 6-1 | 200 | So. | 12.5 | 4.8 | 2.7 | .421 | .371 | .686 |
| <i>The 15th player in school history from Ames High School...Started every game he has played in career.</i> | | | | | | | | | | | |
| 10 | Keshon Gilbert | G | 6-4 | 200 | Jr. | 13.5 | 4.4 | 4.2 | .438 | .326 | .725 |
| <i>Transfer from UNLV...Originally committed to T.J. Otzelberger while head coach at UNLV.</i> | | | | | | | | | | | |
| 12 | Robert Jones | F | 6-10 | 255 | Sr. | 8.3 | 4.3 | 1.0 | .609 | - | .522 |
| <i>Transfer from Denver...In his third year at ISU...Nicknamed Big Rob Energy for his enthusiasm he brings.</i> | | | | | | | | | | | |
| 22 | Milan Momcilovic | F | 6-8 | 220 | Fr. | 10.8 | 3.1 | 1.3 | .421 | .345 | .813 |
| <i>His six 3-pointers against Green Bay were most by freshman starter in ISU debut.</i> | | | | | | | | | | | |

FOLLOW THE CYCLONES

- /IowaStateMensBasketball
- @CycloneMBB
- @CycloneMBB
- cyclones.com

HEAD COACH

T.J. OTZELBERGER

3rd season at Iowa St.

College: UW-Whitewater (2001)

Wife: Alison Lacey

Children: Son: Jayce;
Daughters: Olivia, Stella

Born: Sept. 17, 1977 (46yo)

Hometown: Milwaukee, Wis.

High School: St. Thomas More



COACHING EXPERIENCE

| Year | Position | School |
|------------|-------------|--|
| 2001-04 | Coach/AD | Catholic Central HS (Burlington, Wis.) |
| 2004-05 | Asst. Coach | Chipola College |
| 2006-13 | Asst. Coach | Iowa State |
| 2013-15 | Asst. Coach | Washington |
| 2015-16 | Asst. Coach | Iowa State |
| 2016-19 | Head Coach | South Dakota State |
| 2019-21 | Head Coach | UNLV |
| 2021-pres. | Head Coach | Iowa State |

COACH NOTES

- Named 21st head men's basketball coach at Iowa State on March 18, 2021.
- Over two stints as an assistant coach and his time as a head coach, Iowa State has compiled a 210-153 record with Otzelberger on staff. That includes five trips to the NCAA Tournament and two Sweet 16 berths.
- 2018 Summit League Coach of the Year.
- Served as an assistant coach at Iowa State for eight seasons, working under Greg McDermott, Fred Hoiberg and Steve Prohm.
- Among Cyclones signed and developed: Wesley Johnson (NBA), Justin Hamilton (NBA), Royce White (NBA), Chris Allen, Will Clyburn, Tyrus McGee, Georges Niang (NBA), Monté Morris (NBA), Abdel Nader (NBA), Matt Thomas (NBA), Scott Christopherson, Naz Mitrou-Long (NBA), Deonte Burton (NBA) and Izaiah Brockington (NBA).
- Three times as a head coach a player was named an All-American.
- Wife, Alison, was a three-time All-Big 12 player for the Cyclones and played for the WNBA's Seattle Storm. She was inducted into the ISU Athletics Hall of Fame in 2022.

MILESTONE WINS

| Win | Date | Opponent | Score |
|-----|----------|--------------------|------------|
| 1 | 11-16-16 | Wayne State (Neb.) | 80-72 |
| 25 | 11-28-17 | Ole Miss | 99-97 (OT) |
| 50 | 11-20-18 | UTSA | 99-79 |
| 75 | 12-21-19 | Robert Morris | 81-69 |
| 100 | 11-09-21 | Kennesaw State | 84-73 |
| 125 | 11-24-22 | Villanova | 81-79 (OT) |
| 150 | 12-21-23 | Eastern Illinois | 80-48 |

2023-24 ROSTER

| No. | Name | Pos. | Ht. | Wt. | Year | Hometown (Last School) |
|-----|--------------------|------|------|-----|------|-----------------------------------|
| 0 | Tre King | F | 6-7 | 230 | Sr. | Lexington, Ky. (Eastern Kentucky) |
| 1 | Jackson Paveletzke | G | 6-2 | 185 | So. | Kimberly, Wis. (Wofford) |
| 2 | Jelani Hamilton | G | 6-5 | 195 | Fr. | Marietta, Ga. (Wheeler) |
| 3 | Tamin Lipsey | G | 6-1 | 200 | So. | Ames, Iowa (Ames) |
| 4 | Demarion Watson | G | 6-7 | 220 | So. | Maple Grove, Minn. (Totino-Grace) |
| 5 | Curtis Jones | G | 6-4 | 190 | Sr. | Minneapolis, Minn. (Buffalo) |
| 10 | Keshon Gilbert | G | 6-4 | 200 | Jr. | St. Louis, Mo. (UNLV) |
| 11 | Kayden Fish | F | 6-6 | 250 | Fr. | Kansas City, Mo. (Staley) |
| 12 | Robert Jones | F | 6-10 | 255 | Sr. | Prior Lake, Minn. (Denver) |
| 13 | Cade Kelderman | G | 6-1 | 180 | Fr. | Waukee, Iowa (Northwest) |
| 22 | Milan Momcilovic | G | 6-8 | 220 | Fr. | Pewaukee, Wis. (Pewaukee) |
| 23 | Conrad Hawley | F | 6-5 | 220 | Jr. | Raymore, Mo. (Peculiar) |
| 24 | Hason Ward | F | 6-9 | 230 | Sr. | St. Thomas, Barbados (VCU) |
| 30 | JT Rock | C | 7-1 | 255 | Fr. | Sioux Falls, S.D. (Lincoln) |
| 33 | Omaha Biliew | F | 6-8 | 225 | Fr. | Denison, Iowa (Waukee) |

Roster Note: Iowa State is advancing players' classification even though the 2020-21 season did not affect eligibility. Those that wish to take advantage of the extra year will be listed as a senior again after their original eligibility would have been exhausted.

Head Coach: T.J. Otzelberger (3rd Year)

Assistant Coaches: JR Blount (3rd Year); Kyle Green (3rd Year); Nate Schmidt (2nd Year)

Director of Basketball Operations: Micah Byars (13th Year)

Director of Player Development: Erik Crawford (2nd Year)

Assistant Director of Player Development: Stevie Taylor (1st Year)

Graduate Assistants: Brian Pearson (1st Year); Lavonte Davis (1st Year)

Data Analytics Specialist: Thomas Pollard (2nd Year)

Strength and Conditioning Coach: Pete Link (3rd Year)

Athletic Trainer: Vic Miller (22nd Year)

PRONUNCIATION GUIDE

| | | | |
|------------------|-----------------------|--------------------|-----------------------------------|
| T.J. Otzelberger | OTTS-ull-burger | Tamin Lipsey | TAY-min |
| JR Blount | J-R rhymes with count | Milan Momcilovic | MEE-lun Mome-CHEE-lo-veech |
| Omaha Biliew | OH-muh-HAW b'LOO | Jackson Paveletzke | PAV-uh-LET-ski (rhymes with have) |
| Keshon Gilbert | KEY-shonn | Hason Ward | Huh-SAHN |
| Cade Kelderman | KELL-dur-men | Demarion Watson | Duh-MAR-ee-in |

IN THE PAST...INTO THE FUTURE

LAST TIME OUT...

- No. 7 Iowa State led for nearly 36 minutes Thursday night, as the second-seeded Cyclones downed No. 10 Seed Kansas State 76-57 in the 2024 Phillips 66 Big 12 Championship Quarterfinals. Robert Jones tied a season-high with 18 points, while Tre King added 11. Keshon Gilbert finished with 12 points, five assists and six steals, as his six swipes tied an Iowa State conference tournament record. Tamin Lipsey joined them in double figures with 11 points, while dishing out four dimes. King just missed a double-double with nine rebounds, while Lipsey added six boards.

NEXT UP: BIG 12 CHAMPIONSHIP (MARCH 16 - 5 P.M.)

- With a victory on Friday, No. 7 Iowa State will advance to the Big 12 Championship. The Cyclones would play either top-seeded Houston or No. 4 Seed Texas Tech. Tipoff is set for set for 5 p.m. at T-Mobile Center in Kansas City Saturday night. With a loss, the Cyclones will await their NCAA Tournament destination that will be announced on Sunday night.

OTZELBERGER YEAR-BY-YEAR BREAKDOWN

| Year | School | Record | Conf. | Postseason | Non-Con | Home | Road | Neutral | vs. Top-25 |
|-----------------------|-----------------|---------------|--------------|------------------|---------|--------|-------|---------|------------|
| 2016-17 | S. Dakota State | 18-17 | 8-8 | NCAA First Round | 10-9 | 11-2 | 3-12 | 4-3 | 0-1 |
| 2017-18 | S. Dakota State | 28-7 | 13-1 | NCAA First Round | 15-6 | 15-0 | 8-4 | 5-3 | 0-3 |
| 2018-19 | S. Dakota State | 24-9 | 14-2 | NIT First Round | 10-7 | 14-1 | 7-6 | 3-2 | 0-1 |
| At South Dakota State | | 70-33 (.680) | 35-11 (.761) | 2 NCAA/1 NIT | 35-22 | 40-3 | 18-22 | 12-8 | 0-5 |
| 2019-20 | UNLV | 17-15 | 12-6 | None | 5-9 | 12-7 | 5-7 | 0-1 | 1-1 |
| 2020-21 | UNLV | 12-15 | 8-10 | None | 4-5 | 9-5 | 3-7 | 0-3 | 0-2 |
| At UNLV | | 29-30 (.492) | 20-16 (.556) | None | 9-14 | 21-12 | 8-14 | 0-4 | 1-3 |
| 2021-22 | Iowa State | 22-13 | 7-11 | NCAA Sweet 16 | 15-2 | 14-5 | 4-6 | 4-2 | 5-7 |
| 2022-23 | Iowa State | 19-14 | 9-9 | NCAA First Round | 10-5 | 13-3 | 3-8 | 3-3 | 9-5 |
| 2023-24 | Iowa State | 25-7 | 13-5 | - | 12-2 | 18-0 | 5-5 | 2-2 | 4-4 |
| At Iowa State | | 66-34 (.660) | 29-25 (.537) | 2 NCAA | 37-9 | 45-8 | 12-19 | 9-7 | 18-17 |
| Overall | | 165-97 (.630) | 84-52 (.618) | 4 NCAA/1 NIT | 81-45 | 106-23 | 38-55 | 21-19 | 19-25 |

AT THE PHILLIPS 66 BIG 12 CHAMPIONSHIP

ISU CONFERENCE CHAMPIONSHIP HISTORY

- The Cyclones are the No. 2 seed in the tournament ... this is the second time the Cyclones have been this seed, owning a 4-0 record in these games ... ISU was also the No. 2 seed in 2015, as the Cyclones went 3-0 to win their second-straight Big 12 Championship.
- T.J. Otzelberger is making his third appearance in the Phillips 66 Big 12 Championship ... Otzelberger is 9-5 as a head coach in conference tournaments (Big 12: 2-2; Summit: 6-1; Mountain West: 1-2).
- Iowa State has won 14 of its last 20 games at the tournament, winning the title in four of the last nine completed tournaments.
- ISU is 22-22 in the Big 12 Championship, winning the tournament five times (2000, 2014, 2015, 2017, 2019).
- ISU is 79-94 all-time in conference tournaments with eight league tournament championships (1955-Big Seven; 1959-Big Eight; 1996-Big Eight; 2000-Big 12; 2014-Big 12; 2015-Big 12; 2017-Big 12; 2019-Big 12).
- ISU has earned a first day bye in 11 of the last 13 seasons, earning a double bye this season in the first year of an expanded tournament.
- ISU has won a game at the tournament in seven of the last 12 seasons.
- ISU has had 24 players all-time make the conference all-tournament team, including seven most outstanding players.
- In 2019, Iowa State won the Big 12 Tournament as the No. 5 seed, the lowest seeded team to ever win the title.

BY THE NUMBERS

- 24 - Iowa State has had 24 players all-time make the conference all-tournament team.
- 5- Iowa State has reached five Big 12 Tournament championship games. Iowa State is 5-0 in those games.
- 7 - Seven Cyclones have been named most outstanding player of the conference tournament. The most recent being Marial Shayok in 2019.

WORTH NOTING

- Iowa State won the men's and women's tournament in 2000, one of just two schools to do so (Oklahoma, 2002).
- Monté Morris owns the career championship record with 26 steals.
- Iowa State is the only school with three coaches that have won the Big 12 Tournament (Steve Prohm, Fred Hoiberg, Larry Eustachy).

CONFERENCE TOURNEY EXPERIENCE

- Robert Jones will be making his third trip to the Phillips 66 Big 12 Championship, while Tre King, Tamin Lipsey, Demarion Watson, Conrad Hawley and Hason Ward will be making their second. Jones holds a 1-2 record in the tournament, while the others are 1-1. A complete game-by-game breakdown on each player is on the next page.
- Robert Jones scored 21 points against North Dakota State in the 2020 Summit League Tournament while playing at Denver. Jones made 10-of-12 field goals in the game.
- Tre King appeared in four Ohio Valley Tournament games while at Eastern Kentucky. He scored 17 points and pulled down seven rebounds in a victory over Austin Peay in 2021.
- Hason Ward played in four Atlantic 10 Tournament games at VCU, including a championship game appearance against current teammates Osun Osunniyi and Jaren Holmes. Ward had 10 points, five rebounds and three blocked shots in an opening round victory against Dayton in 2021.
- Keshon Gilbert played in a pair of Mountain West Tournament Quarterfinals in two years at UNLV. In a 2022 loss to Wyoming, Gilbert was 0-for-5 from the field, while grabbing seven rebounds and scoring three points in a 59-56 loss. Last season, Gilbert scored seven points and had two assists in 10 minutes off the bench in an 87-76 loss to Boise State.
- Curtis Jones appeared in two games for Buffalo in the MAC Tournament, dropping a 70-68 game in 2022 to Akron before losing to the Zips again last season (101-77). Jones had a point and two assists off the bench in 2022 before scoring 12 points and grabbing three steals in last seasons game.
- Jackson Paveletzke led Wofford to the SoCon Semifinals last year. In the opening round, Paveletzke had 14 points and three assists in an upset over UNC Greensboro. Paveletzke scored 20 points on 9-of-17 shooting in a semifinal loss to Chattanooga.

ALL-TIME AT T-MOBILE CENTER

RECORD: 14-11

Largest Iowa State Winning Margin: 21 vs. TCU in 2017 (84-63)

Most Points By ISU: 94 vs. Kansas (3/14/14)

Largest Losing Margin: 31 vs. Texas Tech in 2022 (72-41)

Most Points By Opponent: 88 by Kansas (3/15/13)

All-Time Games :

| | | |
|---------|--------------------|----------|
| 3/13/08 | vs. Texas A&M | L, 60-47 |
| 3/10/10 | vs. Texas | L, 82-75 |
| 3/9/11 | vs. Colorado | L, 77-75 |
| 3/8/12 | vs. Texas | L, 71-65 |
| 3/14/13 | vs. Oklahoma | W, 73-66 |
| 3/15/13 | vs. Kansas | L, 88-73 |
| 3/13/14 | vs. Kansas State | W, 91-85 |
| 3/14/14 | vs. Kansas | W, 94-83 |
| 3/15/14 | vs. Baylor | W, 74-65 |
| 3/12/15 | vs. Texas | W, 69-67 |
| 3/13/15 | vs. Oklahoma | W, 67-65 |
| 3/14/15 | vs. Kansas | W, 70-66 |
| 3/10/16 | vs. Oklahoma | L, 79-76 |
| 3/9/17 | vs. Oklahoma State | W, 92-83 |
| 3/10/17 | vs. TCU | W, 84-63 |
| 3/11/17 | vs. West Virginia | W, 80-74 |
| 3/7/18 | vs. Texas | L, 68-64 |
| 3/14/19 | vs. Baylor | W, 83-66 |
| 3/15/19 | vs. Kansas State | W, 63-59 |
| 3/16/19 | vs. Kansas | W, 78-66 |
| 3/11/20 | vs. Oklahoma State | L, 72-71 |
| 3/10/21 | vs. Oklahoma | L, 79-73 |
| 3/10/22 | vs. Texas Tech | L, 72-41 |
| 3/9/23 | vs. Baylor | W, 78-72 |
| 3/10/23 | vs. Kansas | L, 71-58 |
| 3/14/24 | vs. Kansas State | W, 76-57 |

VS. OPPONENTS

| Opponent | In Conf. Tour. | At T-Mobile |
|-----------------|----------------|-------------|
| ■ Baylor | 5-1 | 3-0 |
| ■ Kansas | 10-20 | 3-2 |
| ■ Kansas St. | 12-9 | 3-0 |
| ■ Oklahoma | 12-16 | 2-2 |
| ■ Oklahoma St. | 8-12 | 1-1 |
| ■ Texas | 1-3 | 1-3 |
| ■ TCU | 1-0 | 1-0 |
| ■ Texas Tech | 1-2 | 0-1 |
| ■ West Virginia | 1-0 | 1-0 |

Iowa State vs. Conference Opponents in League Tournament History

| | Big 6/7/8 Holiday | Big 8 Postseason | Big 12 | Total |
|----------------|------------------------|------------------------|------------------------|------------------------|
| Baylor | -- | -- | 5-1 | 5-1 |
| Colorado | 12-2 | 2-1 | 0-2 | 14-5 |
| Kansas | 4-13 | 3-3 | 3-4 | 10-20 |
| Kansas State | 8-7 | 0-2 | 4-0 | 12-9 |
| Missouri | 2-11 | 3-5 | 0-2 | 5-18 |
| Nebraska | 6-5 | 2-1 | -- | 8-6 |
| Oklahoma | 8-9 | 1-4 | 3-3 | 12-16 |
| Oklahoma State | 5-5 | 1-3 | 2-4 | 8-12 |
| Texas | -- | -- | 1-3 | 1-3 |
| Texas A&M | -- | -- | 1-1 | 1-1 |
| TCU | -- | -- | 1-0 | 1-0 |
| Texas Tech | -- | -- | 1-2 | 1-2 |
| West Virginia | -- | -- | 1-0 | 1-0 |
| Harvard | 1-0 | -- | -- | 1-0 |
| Stanford | 0-1 | -- | -- | 0-1 |
| TOTALS | 46-53 (.465) | 12-19 (.387) | 22-22 (.500) | 80-94 (.460) |
| | 33 seasons | 20 seasons | 27 seasons | 80 seasons |
| | 2 champs | 1 champ | 5 champs | 8 champs |

CAREER STATISTICS IN PHILLIPS 66 BIG 12 CHAMPIONSHIP

#0 Tre King - 10.0 ppg, 6.3 rpg, 1.3 apg

| Opponent | MP | FG-Att | Pct | 3Pt-Att | Pct | FT-Att | Pct | PF | Off | Def | Tot | A | TO | BS | S | TP |
|---------------|----|--------|------|---------|------|--------|-------|----|-----|-----|-----|---|----|----|---|----|
| BU (3/9/23) | 22 | 4-6 | .667 | 0-1 | .000 | 2-2 | 1.000 | 0 | 6 | 0 | 6 | 1 | 0 | 0 | 0 | 10 |
| KU (3/10/23) | 23 | 2-4 | .500 | 0-0 | .000 | 0-0 | 1.000 | 3 | 1 | 3 | 4 | 1 | 3 | 1 | 1 | 4 |
| KSU (3/14/24) | 31 | 5-9 | .556 | 0-2 | .000 | 6-6 | 1.000 | 2 | 0 | 9 | 9 | 2 | 0 | 0 | 3 | 16 |
| TOTALS | 76 | 11-19 | .579 | 0-3 | .000 | 8-8 | 1.000 | 5 | 7 | 12 | 19 | 4 | 3 | 1 | 4 | 30 |

#1 Jackson Paveletzke - 0.0 ppg, 1.0 rpg, 0.0 apg

| Opponent | MP | FG-Att | Pct | 3Pt-Att | Pct | FT-Att | Pct | PF | Off | Def | Tot | A | TO | BS | S | TP |
|---------------|----|--------|------|---------|------|--------|------|----|-----|-----|-----|---|----|----|---|----|
| KSU (3/14/24) | 4 | 0-1 | .000 | 0-0 | .000 | 0-0 | .000 | 1 | 0 | 1 | 1 | 0 | 0 | 0 | 0 | 0 |
| TOTALS | 4 | 0-1 | .000 | 0-0 | .000 | 0-0 | .000 | 1 | 0 | 1 | 1 | 0 | 0 | 0 | 0 | 0 |

#3 Tamin Lipsey - 9.0 ppg, 6.7 rpg, 4.0 apg

| Opponent | MP | FG-Att | Pct | 3Pt-Att | Pct | FT-Att | Pct | PF | Off | Def | Tot | A | TO | BS | S | TP |
|---------------|----|--------|------|---------|------|--------|-------|----|-----|-----|-----|----|----|----|---|----|
| BU (3/9/23) | 30 | 5-10 | .500 | 0-1 | .000 | 3-4 | .750 | 0 | 4 | 7 | 11 | 5 | 4 | 0 | 5 | 13 |
| KU (3/10/23) | 28 | 1-6 | .167 | 0-0 | .000 | 1-2 | .500 | 3 | 2 | 1 | 3 | 3 | 6 | 0 | 3 | 3 |
| KSU (3/14/24) | 33 | 4-7 | .571 | 1-2 | .500 | 2-2 | 1.000 | 1 | 3 | 3 | 6 | 4 | 2 | 0 | 1 | 11 |
| TOTALS | 91 | 10-23 | .435 | 1-3 | .333 | 6-8 | .750 | 4 | 9 | 11 | 20 | 12 | 12 | 0 | 9 | 27 |

#4 Demarion Watson - 1.0 ppg, 3.0 rpg, 0.0 apg

| Opponent | MP | FG-Att | Pct | 3Pt-Att | Pct | FT-Att | Pct | PF | Off | Def | Tot | A | TO | BS | S | TP |
|--------------|----|--------|------|---------|------|--------|-------|----|-----|-----|-----|---|----|----|---|----|
| BU (3/9/23) | 15 | 0-3 | .000 | 0-1 | .000 | 0-0 | .000 | 3 | 2 | 2 | 4 | 0 | 1 | 3 | 0 | 0 |
| KU (3/10/23) | 14 | 0-0 | .000 | 0-0 | .000 | 2-2 | 1.000 | 1 | 0 | 2 | 2 | 0 | 0 | 1 | 0 | 2 |
| TOTALS | 29 | 0-3 | .000 | 0-1 | .000 | 2-2 | 1.000 | 4 | 2 | 4 | 6 | 0 | 1 | 4 | 0 | 2 |

#5 Curtis Jones - 6.0 ppg, 1.0 rpg, 0.0 apg

| Opponent | MP | FG-Att | Pct | 3Pt-Att | Pct | FT-Att | Pct | PF | Off | Def | Tot | A | TO | BS | S | TP |
|---------------|----|--------|------|---------|------|--------|------|----|-----|-----|-----|---|----|----|---|----|
| KSU (3/14/24) | 25 | 2-8 | .250 | 0-5 | .000 | 2-4 | .500 | 3 | 0 | 1 | 1 | 0 | 1 | 0 | 1 | 6 |
| TOTALS | 25 | 2-8 | .250 | 0-5 | .000 | 2-4 | .500 | 3 | 0 | 1 | 1 | 0 | 1 | 0 | 1 | 6 |

#10 Keshon Gilbert - 12.0 ppg, 0.0 rpg, 5.0 apg

| Opponent | MP | FG-Att | Pct | 3Pt-Att | Pct | FT-Att | Pct | PF | Off | Def | Tot | A | TO | BS | S | TP |
|---------------|----|--------|------|---------|------|--------|------|----|-----|-----|-----|---|----|----|---|----|
| KSU (3/14/24) | 36 | 3-6 | .500 | 0-0 | .000 | 6-7 | .857 | 2 | 0 | 0 | 0 | 5 | 1 | 0 | 6 | 12 |
| TOTALS | 36 | 3-6 | .500 | 0-0 | .000 | 6-7 | .857 | 2 | 0 | 0 | 0 | 5 | 1 | 0 | 6 | 12 |

#12 Robert Jones - 9.5 ppg, 3.3 rpg, 1.8 apg

| Opponent | MP | FG-Att | Pct | 3Pt-Att | Pct | FT-Att | Pct | PF | Off | Def | Tot | A | TO | BS | S | TP |
|---------------|----|--------|------|---------|------|--------|-------|----|-----|-----|-----|---|----|----|---|----|
| TTU (3/10/22) | 20 | 2-4 | .500 | 0-0 | .000 | 1-2 | .500 | 1 | 1 | 2 | 3 | 3 | 1 | 0 | 2 | 5 |
| BU (3/9/23) | 14 | 2-4 | .500 | 0-0 | .000 | 0-0 | .000 | 2 | 1 | 1 | 2 | 2 | 1 | 0 | 1 | 4 |
| KU (3/10/23) | 16 | 4-6 | .667 | 0-0 | .000 | 3-3 | 1.000 | 3 | 4 | 1 | 5 | 2 | 2 | 1 | 0 | 11 |
| KSU (3/14/24) | 29 | 6-8 | .750 | 0-0 | .000 | 6-7 | .857 | 2 | 3 | 0 | 3 | 0 | 1 | 3 | 3 | 18 |
| TOTALS | 79 | 14-22 | .636 | 0-0 | .000 | 10-12 | .833 | 8 | 9 | 4 | 13 | 7 | 5 | 4 | 6 | 38 |

#13 Cade Kelderman - 0.0 ppg, 0.0 rpg, 0.0 apg

| Opponent | MP | FG-Att | Pct | 3Pt-Att | Pct | FT-Att | Pct | PF | Off | Def | Tot | A | TO | BS | S | TP |
|---------------|----|--------|------|---------|------|--------|------|----|-----|-----|-----|---|----|----|---|----|
| KSU (3/14/24) | 1 | 0-0 | .000 | 0-0 | .000 | 0-0 | .000 | 0 | 0 | 0 | 0 | 0 | 0 | 0 | 0 | 0 |
| TOTALS | 1 | 0-0 | .000 | 0-0 | .000 | 0-0 | .000 | 0 | 0 | 0 | 0 | 0 | 0 | 0 | 0 | 0 |

#22 Milan Momcilovic - 6.0 ppg, 4.0 rpg, 0.0 apg

| Opponent | MP | FG-Att | Pct | 3Pt-Att | Pct | FT-Att | Pct | PF | Off | Def | Tot | A | TO | BS | S | TP |
|---------------|----|--------|------|---------|------|--------|-------|----|-----|-----|-----|---|----|----|---|----|
| KSU (3/14/24) | 24 | 2-9 | .222 | 0-5 | .000 | 2-2 | 1.000 | 2 | 0 | 4 | 4 | 0 | 0 | 1 | 0 | 6 |
| TOTALS | 24 | 2-9 | .222 | 0-5 | .000 | 2-2 | 1.000 | 2 | 0 | 4 | 4 | 0 | 0 | 1 | 0 | 6 |

#23 Conrad Hawley - 0.0 ppg, 0.0 rpg, 0.0 apg

| Opponent | MP | FG-Att | Pct | 3Pt-Att | Pct | FT-Att | Pct | PF | Off | Def | Tot | A | TO | BS | S | TP |
|--------------|----|--------|------|---------|------|--------|------|----|-----|-----|-----|---|----|----|---|----|
| BU (3/9/23) | 1 | 0-0 | .000 | 0-0 | .000 | 0-0 | .000 | 0 | 0 | 0 | 0 | 0 | 0 | 0 | 0 | 0 |
| KU (3/10/23) | 2 | 0-0 | .000 | 0-0 | .000 | 0-0 | .000 | 0 | 0 | 0 | 0 | 0 | 0 | 0 | 0 | 0 |
| TOTALS | 3 | 0-0 | .000 | 0-0 | .000 | 0-0 | .000 | 0 | 0 | 0 | 0 | 0 | 0 | 0 | 0 | 0 |

#24 Hason Ward - 3.7 ppg, 3.0 rpg, 0.7 apg

| Opponent | MP | FG-Att | Pct | 3Pt-Att | Pct | FT-Att | Pct | PF | Off | Def | Tot | A | TO | BS | S | TP |
|---------------|----|--------|-------|---------|------|--------|------|----|-----|-----|-----|---|----|----|---|----|
| BU (3/9/23) | 11 | 1-1 | 1.000 | 0-0 | .000 | 0-0 | .000 | 0 | 1 | 3 | 4 | 1 | 0 | 2 | 0 | 2 |
| KU (3/10/23) | 12 | 4-8 | .500 | 0-0 | .000 | 0-1 | .000 | 2 | 3 | 1 | 4 | 0 | 2 | 0 | 1 | 4 |
| KSU (3/14/24) | 7 | 2-2 | 1.000 | 0-0 | .000 | 1-2 | .500 | 4 | 1 | 0 | 1 | 1 | 0 | 0 | 0 | 5 |
| TOTALS | 20 | 7-11 | .636 | 0-0 | .000 | 1-3 | .333 | 6 | 5 | 4 | 9 | 2 | 2 | 2 | 1 | 11 |

#33 Omaha Biliew - 2.0 ppg, 1.0 rpg, 1.0 apg

| Opponent | MP | FG-Att | Pct | 3Pt-Att | Pct | FT-Att | Pct | PF | Off | Def | Tot | A | TO | BS | S | TP |
|---------------|----|--------|------|---------|------|--------|------|----|-----|-----|-----|---|----|----|---|----|
| KSU (3/14/24) | 10 | 1-4 | .250 | 0-0 | .000 | 0-1 | .000 | 2 | 1 | 0 | 1 | 1 | 0 | 0 | 0 | 2 |
| TOTALS | 10 | 1-4 | .250 | 0-0 | .000 | 0-1 | .000 | 2 | 1 | 0 | 1 | 1 | 0 | 0 | 0 | 2 |

BIG 12 CHAMPIONSHIP HISTORY

1997 Big 12 Tourney (1-1)

Iowa State 72, Texas Tech 70
Kansas 72, Iowa State 48

1998 Big 12 Tourney (0-1)

Missouri 74, Iowa State 55

1999 Big 12 Tourney (0-1)

Colorado 69, Iowa State 61

2000 Big 12 Tourney (3-0)

Iowa State 76, Baylor 64
Iowa State 68, Oklahoma St. 64
Iowa State 70, Oklahoma 58

2001 Big 12 Tourney (0-1)

Baylor 62, Iowa State 49

2002 Big 12 Tourney (0-1)

Missouri 79, Iowa State 59

2003 Big 12 Tourney (1-1)

Iowa State 97, Texas A&M 70
Kansas 89, Iowa State 74

2004 Big 12 Tourney (1-1)

Iowa State 78, Kansas State 64
Oklahoma St. 83, Iowa State 75

2005 Big 12 Tourney (1-1)

Iowa State 77, Baylor 57
Texas Tech 64, Iowa State 56

2006 Big 12 Tourney (0-1)

Oklahoma St. 79, Iowa State 70

2007 Big 12 Tourney (0-1)

Oklahoma 68, Iowa State 63

2008 Big 12 Tourney (0-1)

Texas A&M 60, Iowa State 47

2009 Big 12 Tourney (0-1)

Oklahoma St. 81, Iowa State 67

2010 Big 12 Tourney (0-1)

Texas 82, Iowa State 75

2011 Big 12 Tourney (0-1)

Colorado 77, Iowa State 75

2012 Big 12 Tourney (0-1)

Texas 71, Iowa State 65

2013 Big 12 Tourney (1-1)

Iowa State 73, Oklahoma 66
Kansas 88, Iowa State 73

2014 Big 12 Tourney (3-0)

Iowa State 91, Kansas State 85
Iowa State 94, Kansas 83
Iowa State 74, Baylor 65

2015 Big 12 Tourney (3-0)

Iowa State 69, Texas 67
Iowa State 67, Oklahoma 65
Iowa State 70, Kansas 66

2016 Big 12 Tourney (0-1)

Oklahoma 79, Iowa State 76

2017 Big 12 Tourney (3-0)

Iowa State 92, Oklahoma St. 83
Iowa State 84, TCU 63
Iowa State 80, West Virginia 74

2018 Big 12 Tourney (0-1)

Texas 68, Iowa State 64

2019 Big 12 Tourney (3-0)

Iowa State 83, Baylor 66
Iowa State 63, Kansas State 59
Iowa State 78, Kansas 66

2020 Big 12 Tourney (0-1)

Oklahoma State 72, Iowa State 71

2021 Big 12 Tourney (0-1)

Oklahoma 79, Iowa State 73

2022 Big 12 Tourney (0-1)

Texas Tech 72, Iowa State 41

2023 Big 12 Tourney (1-1)

Iowa State 78, Baylor 72
Kansas 71, Iowa State 58

2024 Big 12 Tourney (1-0)

Iowa State 76, Kansas State 57

FROM THE NOTEBOOK

QUICK HITS

- Iowa State has seven players on the roster that have scored 20 points or more in a collegiate game. That total ranks sixth in the country.
- Tamin Lipsey has four games this season with at least 11 points, six rebounds, five assists and four steals (DePaul, Iowa, Eastern Illinois and Texas). Only four players have done so at least three times this year in the country, with Lipsey being the only one to do it at least four times.
- Milan Momcilovic had himself a night in his collegiate debut, going for 18 points and seven rebounds, as he made the start in the opener. It was the third-straight year a freshman has started the season opener under Otzelberger. His six 3-pointers were the most in school history by a freshman starting the opener.
- Forced turnovers have been key for the Cyclones under Otzelberger. Iowa State ranks second in the nation in turnover percentage at 26.1 percent of opponent possessions. ISU has been in the top six in the country in each of Otzelberger's seasons, ranking sixth in 2022 (24.6%) and second in 2023 (25%).
- The Cyclones rank second in the nation in adjusted defensive efficiency at 89.3 percent, well below the average of 106.4. ISU has been in the top eight in the country all three years under T.J. Otzelberger.

STREAKS OF NOTE

- 14 - When the Cyclones make 10 or more 3-pointers, ISU has won the last 14 games.
- 18 - ISU has won 18 consecutive games when shooting 50 percent or better from the field.
- 25 - If ISU allows 59 points or less, ISU has won 25-straight games and is 37-2 under T.J. Otzelberger when doing so.
- 27 - ISU has won 27-straight games at Hilton Coliseum against non-conference opponents.
- 30 - If the Cyclones score at least 80 points, Iowa State has won 30-straight games going back to February 2019.
- 558 - The Cyclones have hit a 3-pointer in 558-straight games.

TURNOVERS FOR EVERYONE

- Iowa State is one of four schools in the country, and the only Power Six school, to force 25 or more turnovers in multiple games against NCAA Division I opponents this season. Iowa State is 20-3 when forcing 15 or more turnovers and 11-1 when forcing at least 20.

CUJO HITTING HIS STRIDE

- Curtis Jones scored in double figures in 14-straight games entering the Big 12 Championship, coming off the bench in 13 of them. He averaged 13.8 points per game in the streak, the second most on the team behind Keshon Gilbert's 14.1. Iowa State was 11-3 during the run. He's the first Cyclone since Tyrus McGee in 2013 to score in double figures in 10-straight games off the bench and the third Big 12 player since 2009-10 to do so in 13 or more straight games off the bench, joining Taurean Prince (Baylor - 15) and Michael Dixon (Mizzou - 14).

HILTON MAGIC

- Iowa State is playing its 53rd season at Hilton Coliseum. The Cyclones played the 800th game in Hilton last season against TCU and won their 600th game in the building against Iowa earlier this year.
- The arena opened in 1971 with a win against Arizona in the first game.
- The Cyclones are 613-207 all-time at Hilton with a .748 winning percentage, including an 18-0 mark this season. It is the fifth time ISU has gone undefeated at home in program history.
- Over the course of 53 years, Iowa State has only lost seven or more home games four times.
- ISU has ranked among the nation's top-30 teams in attendance for 18-straight non-Covid seasons. Iowa State ranks 18th in the nation at 13,868 fans this year.
- Hilton Magic was coined in 1989 by Des Moines Register sportswriter Buck Turnbull.

SECOND HALF AT HILTON

- The Cyclones have dominated during the second half of games at home this season. Out of a possible 360 minutes, Iowa State has trailed at home in the second half for just 14:50 this season.
- Only three teams have held a lead in the second half on the Cyclones this year at Hilton. No. 20 BYU led for 13:41 on March 6, while No. 2 Houston did so for :31 on Jan. 9 and West Virginia did so for :38 on Feb. 24.

RECORD SETTING PACE

- For just the fourth time in school history, Iowa State was 20-5 through the first 25 games of the year. The 2013-14 team was also 20-5, while the 1999-00 and 2000-01 teams were 22-3. At the 30 game mark, only three teams have been 24-6 or better. The 1999-00 team was 26-4, while the 2000-01 team was 25-5.

THE KILL SHOT

- According to EvanMiya.com, Iowa State led the Big 12 in "Kill Shots" last season, defined as the total number of double digit scoring runs in the season. The Cyclones have 29 this season to rank fourth. Iowa State is one of 61 schools to allow eight or fewer so far this year.

IOWA STATE VS. RANKED OPPONENTS

- Iowa State is 128-297 all-time against ranked opponents (at tip).
- ISU has a 34-18 record in its last 52 games against ranked foes in Hilton Coliseum. The 34 wins since 2010 are the third-most wins in the country.
- Otzelberger is 18-17 against ranked teams, the third most wins by an ISU coach against ranked foes.
- ISU is 7-10 against ranked non-conference foes at Hilton Coliseum ... The Cyclones have won six of the last seven meetings: 2019-20: #16 Seton Hall; 2014-15: #18 Arkansas; 2013-14: #23 Iowa, #7 Michigan; 2005-06: #12 Iowa; 2004-05: #19 Virginia.

At Home: 81-88

On Road: 20-155

Neutral Site: 27-54

QUICK FACTS

| | | | |
|------------|-----------------|-----------------------|-----------------------|
| Location | Ames, Iowa | Affiliation | NCAA Division I |
| Founded | 1848 | Conference | Big 12 |
| Enrollment | 30,177 | Facility | Hilton Coliseum |
| Nickname | Cyclones | Capacity | 14,267 |
| Mascot | Cy | President | Dr. Wendy Wintersteen |
| Colors | Cardinal & Gold | Director of Athletics | Jamie Pollard |

FROM THE NOTEBOOK

NEW LOOK CYCLONES

- The Cyclones added three players from the transfer portal this season, marking a total of seven transfers on the roster. Curtis Jones (Buffalo) and Keshon Gilbert (UNLV) both come to Iowa State with two years of eligibility, while Jackson Paveletzke (Wofford) will have three years of eligibility at Iowa State.
- Iowa State has six true freshmen on its roster, the most since the 2018-19 roster also included six. The Cyclone recruiting class ranked No. 7 in the country by 247Sports, the highest ranked class in school history and the best in the Big 12. The class includes three players ranked in the nation's top 100, while all five signed players rank in the top 200. Omaha Biliew was ranked No. 13 in the class and is the highest ranked recruit in school history by 247Sports. Milan Momcilovic is the third-highest ranked recruit in school history, while the four-star recruit was ranked No. 37 nationally. JT Rock was an early enrollee and found himself as the No. 100 recruit when moved into the class of 2023. Kayden Fish (No. 163) and Jelani Hamilton (No. 195) were both in the top 200 in the class.

ESPN EVENTS INVITATIONAL

- Iowa State participated in the ESPN Events Invitational during Feast Week, the second time the Cyclones have been in the event. The Cyclones finished fourth this year and were the runner-up in 2016.
- Florida Atlantic, a Final Four team a year ago, won the title this season. The field featured six teams that advanced to the NCAA Tournament last year.
- The Cyclones defeated VCU, a team that eventually finished seventh, in the opening round before falling to Virginia Tech in the semifinals and No. 12 Texas A&M in the third-place game.

UP FOR A CHALLENGE

- On Dec. 1, Iowa State defeated DePaul 99-80 in the annual BIG EAST/Big 12 Battle. ISU is now 4-0 in the challenge after beating St. John's, 71-60, last year. Iowa State also owns wins over Creighton (2021 - 64-58) and Seton Hall (2019 - 76-66). The Cyclones were scheduled to play DePaul in the 2020 Battle, but the game was canceled minutes before tipoff due to Covid-19. With seven wins this year, the Big 12 won the challenge for the first time. Each league has won once, while it has finished in a tie three times.

IOWA STATE QUICK FACTS

- Iowa State is playing its 117th season of men's basketball and the third under head coach T.J. Otzelberger.
- Iowa State's 2023-24 roster includes 15 players from seven different states and Barbados.
- The Cyclones have a pair of players from Wisconsin in Milan Momcilovic and Jackson Paveletzke. With 22 former Cyclones from Wisconsin, it is the fourth-most populated state in ISU history behind Iowa (183), Illinois (72) and Michigan (25).
- Hason Ward is the first from Barbados and the 17th international player in school history.
- The Cyclone roster has a pair of walk-ons: Conrad Hawley and Cade Kelderman.

THE SEASONED VET

- Tre King turned 24 years old in October, making him one of the oldest players in the country. He is the 40th oldest player in the nation, the 21st oldest player at a power six school and the eighth oldest in the Big 12.

REDSHIRTING THIS SEASON

- Freshmen Jelani Hamilton and JT Rock will play to redshirt this season.
- "After discussion with Jelani and JT, we have decided that it's in their best long-term interest to redshirt this season," Otzelberger said. "Player development is at the forefront in everything that we do in our program and that will serve Jelani and JT well this season."
- Rock reclassified and enrolled a year early at Iowa State. The Sioux Falls, S.D. native was a four-star recruit and ranked in the top 100 by all three national outlets.
- Hamilton, a four-star recruit from Marietta, Ga., was ranked No. 111 in the country by Rivals.
- Having appeared in only four games this season, freshman Kayden Fish had season-ending surgery on his left shoulder on Dec. 26. He will apply for a medical redshirt.

THE YOUNGIN' IS A TALL ONE

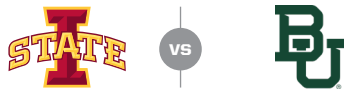
- At 17 years old, JT Rock is the youngest player on an NCAA Division I men's basketball roster this season.
- Not only is he in rare company with his age, Rock is in a select group with his height as well. At 7'1", Rock is just the eighth seven-footer in school history. He is the first seven-footer on the roster since Georgios Tsalmpouris in 2014-15. He is the fifth player at 7-1, the tallest in school history.

CYCLONES SIGN A PAIR

- Iowa State head coach T.J. Otzelberger announced Wednesday the signings of two preps to National Letters of Intent. The third signing day under Otzelberger, the class ranks as the fifth-best in school history. The Cyclones signed Nojus Indrusaitis (6-5 | Guard | Chicago, Ill. | Brewster Academy) and Dwayne Pierce (6-5 | Guard | Long Island, N.Y. | Christ The King Regional). JT Rock was originally a member of the class of 2024 before reclassifying this past summer and joining the Cyclones this fall. The class is rated No. 33 nationally by Rivals and No. 34 by 247Sports. It ranks third in the Big 12 by Rivals and sixth by 247Sports.
- A consensus four-star recruit, Indrusaitis is the 10th highest-ranked signee for Iowa State in the modern era. He is a consensus top 100 player in the country by all three national outlets, ranking No. 79 by 247Sports, No. 82 by Rivals and No. 85 by ESPN. Indrusaitis played his junior season at St. Rita High School, but is attending Brewster Academy for his senior season. He has been a member of Lithuania's U18 FIBA team and played for Nike Meanstreets on the EYBL circuit. During his junior year at St. Rita, he averaged 16 points, four rebounds, four assists and two steals per game, leading his team to the Chicago Catholic League Championship. Over the summer, he participated in Basketball Without Borders Europe Camp, where he was named the MVP.
- Pierce is a four-star recruit by Rivals and ESPN, while ranking as a three-star from 247Sports. He is the 12th highest-ranked signee for Iowa State in the modern era. Pierce is ranked No. 86 by ESPN, No. 116 by Rivals and No. 135 by 247Sports. Playing for Christ the King Regional, Pierce led his squad to the 2023 Brooklyn-Queens Championship. In the title game, Pierce tallied 22 points, five rebounds, five steals and two assists in a victory over St. Francis Prep. Pierce has played for the New York Gauchos on the Adidas 3SSB Circuit and New York Renaissance on the Nike EYBL Circuit.



INSIDE THE SERIES



BAYLOR LEADS 25-23

Home: 15-6 **Road:** 3-18 **Neutral:** 5-1

Kansas City: 5-1

Current Streak: 1 by Baylor

Longest ISU win streak: 4, twice

Longest BU win streak: 6 (2020-2022)

Overtime: 0-1

Otzelberger vs. Baylor: 3-3

Drew vs. Iowa State: 11-16

Coach Otz vs. Coach Drew: 3-3

Largest Iowa State Winning Margin: 26 in 2005 (77-51)

Most Points By ISU: 91 (2/16/16)

Largest BU Winning Margin: 21 in 2010 (84-63)

Most Points By BU: 100 (2/16/16)

Series History:

| | | |
|----------|-------------|-------------|
| 12-5-88 | ISU, 83-73 | Ames |
| 12-5-90 | BU, 91-72 | Waco |
| 2-5-97 | ISU, 61-52 | Ames |
| 2-25-98 | BU, 69-54 | Waco |
| 2-16-99 | ISU, 64-42 | Ames |
| 3-4-00 | ISU, 75-54 | Waco |
| 3-10-00 | ISU, 76-64 | Kansas City |
| 1-25-01 | ISU, 72-51 | Ames |
| 3-9-01 | BU, 62-49 | Kansas City |
| 1-5-02 | BU, 79-74 | Waco |
| 2-1-03 | ISU, 74-70 | Ames |
| 1-24-04 | BU, 63-59 | Waco |
| 2-1-05 | ISU, 77-51 | Ames |
| 3-10-05 | ISU, 77-57 | Kansas City |
| 2-25-06 | BU, 91-73 | Waco |
| 2-3-07 | ISU, 71-58 | Ames |
| 1-12-08 | BU, 74-67 | Waco |
| 2-24-09 | ISU, 71-62 | Ames |
| 2-3-10 | BU, 84-63 | Waco |
| 1-15-11 | ISU, 72-57 | Ames |
| 2-13-12 | BU, 79-64 | Waco |
| 3-3-12 | ISU, 80-72 | Ames |
| 2-2-13 | ISU, 79-71 | Ames |
| 2-20-13 | ISU, 87-82 | Waco |
| 1-7-14 | ISU, 87-72 | Ames |
| 3-4-14 | BU, 74-61 | Waco |
| 3-15-14 | ISU, 74-65 | Kansas City |
| 1-14-15 | BU, 74-73 | Waco |
| 2-25-15 | BU, 79-70 | Ames |
| 1-9-16 | BU, 94-89 | Ames |
| 2-16-16 | BU, 100-91* | Waco |
| 1-4-17 | BU, 65-63 | Waco |
| 2-25-17 | ISU, 72-69 | Ames |
| 1-13-18 | ISU, 75-65 | Ames |
| 2-3-18 | BU, 81-67 | Waco |
| 1-8-19 | BU, 73-70 | Waco |
| 2-19-19 | BU, 73-69 | Ames |
| 3-14-19 | ISU, 83-66 | Kansas City |
| 1-15-20 | BU, 68-55 | Waco |
| 1-29-20 | BU, 67-53 | Ames |
| 1-2-21 | BU, 76-65 | Ames |
| 2-23-21 | BU, 77-72 | Waco |
| 1-1-22 | BU, 77-72 | Ames |
| 3-5-22 | BU, 75-68 | Waco |
| 12-31-22 | ISU, 77-62 | Ames |
| 3-4-23 | ISU, 73-58 | Waco |
| 3-9-23 | ISU, 78-72 | Kansas City |
| 2-3-24 | BU, 70-68 | Waco |

CAREER GAMES VS. BAYLOR

#0 Tre King - 6.75 ppg, 5.75 rpg, 0.5 apg

| Date | MP | FG-Att | Pct | 3Pt-Att | Pct | FT-Att | Pct | PF | Off | Def | Tot | A | TO | BS | S | TP |
|----------|----|--------|-------|---------|------|--------|-------|----|-----|-----|-----|---|----|----|---|----|
| 12/31/22 | 19 | 1-1 | 1.000 | 0-0 | .000 | 0-0 | .000 | 3 | 2 | 3 | 5 | 0 | 1 | 0 | 1 | 2 |
| 3/4/23 | 26 | 5-11 | .455 | 1-2 | .500 | 2-4 | .500 | 1 | 2 | 5 | 7 | 1 | 2 | 0 | 1 | 13 |
| 3/9/23 | 22 | 4-6 | .667 | 0-1 | .000 | 2-2 | 1.000 | 0 | 6 | 0 | 6 | 1 | 0 | 0 | 0 | 10 |
| 2/3/24 | 26 | 1-8 | .125 | 0-2 | .000 | 0-0 | .000 | 3 | 2 | 3 | 5 | 0 | 2 | 0 | 1 | 2 |
| TOTALS | 93 | 11-26 | .423 | 1-5 | .200 | 4-6 | .667 | 7 | 12 | 11 | 23 | 2 | 5 | 0 | 3 | 27 |

#1 Jackson Paveletzke - 0.0 ppg, 0.0 rpg, 0.0 apg

| Date | MP | FG-Att | Pct | 3Pt-Att | Pct | FT-Att | Pct | PF | Off | Def | Tot | A | TO | BS | S | TP |
|--------|----|--------|------|---------|------|--------|------|----|-----|-----|-----|---|----|----|---|----|
| 2/3/24 | 2 | 0-1 | .000 | 0-0 | .000 | 0-0 | .000 | 0 | 0 | 0 | 0 | 0 | 0 | 0 | 0 | 0 |
| TOTALS | 2 | 0-1 | .000 | 0-0 | .000 | 0-0 | .000 | 0 | 0 | 0 | 0 | 0 | 0 | 0 | 0 | 0 |

#3 Tamin Lipsey - 8.0 ppg, 5.0 rpg, 5.25 apg

| Date | MP | FG-Att | Pct | 3Pt-Att | Pct | FT-Att | Pct | PF | Off | Def | Tot | A | TO | BS | S | TP |
|----------|-----|--------|------|---------|------|--------|------|----|-----|-----|-----|----|----|----|----|----|
| 12/31/22 | 28 | 4-6 | .666 | 0-1 | .000 | 0-0 | .000 | 4 | 2 | 3 | 5 | 8 | 4 | 0 | 3 | 8 |
| 3/4/23 | 27 | 0-1 | .000 | 0-0 | .000 | 3-4 | .750 | 1 | 0 | 1 | 1 | 5 | 2 | 0 | 2 | 3 |
| 3/9/23 | 29 | 5-10 | .500 | 0-1 | .000 | 3-4 | .750 | 0 | 4 | 7 | 11 | 5 | 4 | 0 | 5 | 13 |
| 2/3/24 | 31 | 3-7 | .428 | 0-1 | .000 | 2-4 | .500 | 3 | 2 | 1 | 3 | 3 | 0 | 0 | 2 | 8 |
| TOTALS | 105 | 12-24 | .500 | 0-4 | .000 | 8-12 | .666 | 8 | 8 | 12 | 20 | 21 | 10 | 0 | 12 | 32 |

#4 DeMarion Watson - 2.25 ppg, 2.5 rpg, 1.0 bpg

| Date | MP | FG-Att | Pct | 3Pt-Att | Pct | FT-Att | Pct | PF | Off | Def | Tot | A | TO | BS | S | TP |
|----------|----|--------|-------|---------|------|--------|------|----|-----|-----|-----|---|----|----|---|----|
| 12/31/22 | 7 | 0-1 | .000 | 0-0 | .000 | 0-0 | .000 | 0 | 0 | 2 | 2 | 0 | 0 | 1 | 0 | 0 |
| 3/4/23 | 16 | 2-2 | 1.000 | 0-0 | .000 | 0-0 | .000 | 1 | 1 | 2 | 3 | 2 | 1 | 0 | 0 | 7 |
| 3/9/23 | 14 | 0-3 | .000 | 0-1 | .000 | 0-0 | .000 | 3 | 2 | 2 | 4 | 0 | 1 | 3 | 0 | 0 |
| 2/3/24 | 4 | 1-2 | .500 | 0-0 | .000 | 0-0 | .000 | 1 | 1 | 0 | 1 | 0 | 0 | 0 | 0 | 2 |
| TOTALS | 41 | 3-8 | .375 | 0-1 | .000 | 0-0 | .000 | 5 | 3 | 6 | 10 | 2 | 2 | 4 | 0 | 9 |

#5 Curtis Jones - 11.0 ppg, 3.0 rpg, 1.0 apg

| Date | MP | FG-Att | Pct | 3Pt-Att | Pct | FT-Att | Pct | PF | Off | Def | Tot | A | TO | BS | S | TP |
|--------|----|--------|------|---------|------|--------|------|----|-----|-----|-----|---|----|----|---|----|
| 2/3/24 | 28 | 3-8 | .375 | 0-3 | .000 | 5-6 | .833 | 1 | 1 | 2 | 3 | 1 | 0 | 0 | 1 | 11 |
| TOTALS | 28 | 3-8 | .375 | 0-3 | .000 | 5-6 | .833 | 1 | 1 | 2 | 3 | 1 | 0 | 0 | 1 | 11 |

#10 Keshon Gilbert - 24.0 ppg, 4.0 rpg, 2.0 apg

| Date | MP | FG-Att | Pct | 3Pt-Att | Pct | FT-Att | Pct | PF | Off | Def | Tot | A | TO | BS | S | TP |
|--------|----|--------|------|---------|------|--------|------|----|-----|-----|-----|---|----|----|---|----|
| 2/3/24 | 34 | 7-12 | .583 | 5-6 | .833 | 5-8 | .625 | 3 | 2 | 2 | 4 | 2 | 4 | 0 | 2 | 24 |
| TOTALS | 34 | 7-12 | .583 | 5-6 | .833 | 5-8 | .625 | 3 | 2 | 2 | 4 | 2 | 4 | 0 | 2 | 24 |

#12 Robert Jones - 6.83 ppg, 3.83 rpg, 0.83 spg

| Date | MP | FG-Att | Pct | 3Pt-Att | Pct | FT-Att | Pct | PF | Off | Def | Tot | A | TO | BS | S | TP |
|----------|----|--------|------|---------|------|--------|------|----|-----|-----|-----|---|----|----|---|----|
| 1/1/22 | 9 | 2-3 | .667 | 0-0 | .000 | 1-3 | .333 | 0 | 1 | 1 | 2 | 0 | 1 | 0 | 0 | 5 |
| 3/5/22 | 19 | 6-8 | .750 | 0-0 | .000 | 0-0 | .000 | 4 | 5 | 1 | 6 | 0 | 1 | 0 | 1 | 12 |
| 12/31/22 | 15 | 2-6 | .333 | 0-0 | .000 | 1-2 | .500 | 3 | 0 | 1 | 1 | 0 | 3 | 1 | 0 | 5 |
| 3/4/23 | 14 | 3-5 | .600 | 0-0 | .000 | 1-3 | .333 | 2 | 1 | 4 | 5 | 2 | 1 | 1 | 0 | 7 |
| 3/9/23 | 14 | 2-4 | .500 | 0-0 | .000 | 0-0 | .000 | 2 | 1 | 1 | 2 | 2 | 1 | 0 | 1 | 4 |
| 2/3/24 | 19 | 2-5 | .400 | 0-0 | .000 | 4-10 | .400 | 3 | 6 | 1 | 7 | 0 | 3 | 1 | 3 | 8 |
| TOTALS | 90 | 17-31 | .548 | 0-0 | .000 | 7-18 | .388 | 14 | 14 | 9 | 23 | 4 | 10 | 3 | 5 | 41 |

#22 Milan Momcilovic - 10.0 ppg, 2.0 rpg, 3.0 apg

| Date | MP | FG-Att | Pct | 3Pt-Att | Pct | FT-Att | Pct | PF | Off | Def | Tot | A | TO | BS | S | TP |
|--------|----|--------|------|---------|------|--------|-------|----|-----|-----|-----|---|----|----|---|----|
| 2/3/24 | 36 | 4-10 | .400 | 0-2 | .000 | 2-2 | 1.000 | 3 | 1 | 1 | 2 | 3 | 0 | 0 | 0 | 10 |
| TOTALS | 36 | 4-10 | .400 | 0-2 | .000 | 2-2 | 1.000 | 3 | 1 | 1 | 2 | 3 | 0 | 0 | 0 | 10 |

#23 Conrad Hawley - 0 ppg, 0 rpg, 0 oppg

| Date | MP | FG-Att | Pct | 3Pt-Att | Pct | FT-Att | Pct | PF | Off | Def | Tot | A | TO | BS | S | TP |
|--------|----|--------|------|---------|------|--------|------|----|-----|-----|-----|---|----|----|---|----|
| 3/4/23 | 1 | 0-0 | .000 | 0-0 | .000 | 0-0 | .000 | 0 | 0 | 0 | 0 | 0 | 0 | 0 | 0 | 0 |
| 3/9/23 | 1 | 0-0 | .000 | 0-0 | .000 | 0-0 | .000 | 0 | 0 | 0 | 0 | 0 | 0 | 0 | 0 | 0 |
| TOTALS | 2 | 0-0 | .000 | 0-0 | .000 | 0-0 | .000 | 0 | 0 | 0 | 0 | 0 | 0 | 0 | 0 | 0 |

#24 Hason Ward - 3.6 ppg, 3.4 rpg, 1.6 bpg -- First game at VCU

| Date | MP | FG-Att | Pct | 3Pt-Att | Pct | FT-Att | Pct | PF | Off | Def | Tot | A | TO | BS | S | TP |
|----------|----|--------|-------|---------|------|--------|------|----|-----|-----|-----|---|----|----|---|----|
| 11/25/21 | 28 | 3-8 | .375 | 0-1 | .000 | 0-1 | .000 | 3 | 3 | 3 | 6 | 3 | 4 | 1 | 1 | 6 |
| 12/31/22 | 4 | 1-1 | 1.000 | 0-0 | .000 | 1-2 | .500 | 0 | 0 | 0 | 0 | 0 | 1 | 1 | 1 | 3 |
| 3/4/23 | 7 | 2-2 | 1.000 | 0-0 | .000 | 0-0 | .000 | 1 | 2 | 1 | 3 | 0 | 0 | 0 | 0 | 4 |
| 3/9/23 | 11 | 1-1 | 1.000 | 0-0 | .000 | 0-0 | .000 | 0 | 1 | 3 | 4 | 1 | 0 | 2 | 0 | 2 |
| 2/3/24 | 20 | 1-3 | .333 | 0-0 | .000 | 1-2 | .500 | 5 | 1 | 3 | 4 | 1 | 2 | 4 | 1 | 3 |
| TOTALS | 70 | 8-15 | .533 | 0-1 | .000 | 2-5 | .400 | 9 | 7 | 10 | 17 | 5 | 7 | 8 | 3 | 18 |

ISU-BAYLOR NOTES

- This will be the 49th matchup between the Bears and the Cyclones. It's been a close series, historically, but Baylor has a slight edge over ISU with a 25-23 record.
- Baylor head coach Scott Drew is tied for the longest tenured Big 12's head coach. He has faced ISU 27 times since he took over Baylor in 2003 and has an 11-16 record.
- Last season the Cyclones beat the Bears in all three games, marking just the 17th time in school history Iowa State has beaten a team three times in the same season.
- Friday's meeting will be the seventh time the two schools have met while both are ranked. Iowa State is 1-6 in the five previous meetings, picking up a win in 2014.

FROM THE NOTEBOOK

Overtime Records

Overall: 68-70

| Record | Last time...Score | Date |
|---------------|-------------------|----------|
| Home: 31-35 | | |
| Kansas State | L, 69-75 | 2-12-22 |
| Road: 27-27 | | |
| at Texas Tech | L, 77-80 | 1-30-23 |
| Neutral: 10-8 | | |
| Villanova | W, 81-79 | 11-24-22 |

Single: 59-63

| Record | Last time...Score | Date |
|----------------------|-------------------|----------|
| Home: 28-34 | | |
| Kansas State | L, 69-75 | 2-12-22 |
| Road: 23-21 | | |
| at Texas Tech | L, 77-80 | 1-30-23 |
| Neutral: 8-8 | | |
| Villanova | W, 81-79 | 11-24-22 |
| NCAA Tournament: 1-1 | | |
| vs. UCLA | L, 73-74 | 3-20-97 |
| vs. Miami (Ohio) | W, 81-79 | 3-14-86 |

Double: 7-5

| | | |
|-----------------|----------|----------|
| Home: 3-1 | | |
| Houston | W, 82-75 | 1-3-10 |
| Creighton | L, 94-99 | 1-16-90 |
| Iowa | W, 76-72 | 1-14-84 |
| Kansas | W, 78-72 | 1-13-69 |
| Road: 2-4 | | |
| at Oklahoma | W, 92-87 | 1-21-17 |
| at Texas | L, 86-89 | 2-13-13 |
| at Missouri | L, 75-81 | 3-5-08 |
| at Oklahoma | L, 75-80 | 1-22-00 |
| at Wyoming | W, 70-66 | 12-16-95 |
| at N. Illinois | L, 95-97 | 1-4-71 |
| Neutral: 2-0 | | |
| vs. NSU | W, 81-77 | 1-22-05 |
| vs. Okla. State | W, 87-84 | 1-30-69 |

Triple: 1-1

| | | |
|-------------|----------|--------|
| Road: 1-1 | | |
| Nebraska | L, 88-91 | 2-5-74 |
| Okla. State | W, 98-97 | 2-3-14 |

Four: 0-1

| | | |
|-------------|------------|---------|
| Road: 0-1 | | |
| at Missouri | L, 109-112 | 1-13-00 |

Five: 1-0

| | | |
|-------------|----------|---------|
| Road: 1-0 | | |
| at Colorado | W, 83-80 | 2-27-60 |

Next in Line!

In addition to the five players on NBA rosters this season, four more Cyclones are playing in the NBA G League. Deonte Burton (Stockton Kings), George Conditt IV (Rip City Remix) and Gabe Kalscheur (Iowa Wolves) are all playing in the NBA G League. Izaiah Brockington had been playing with the Birmingham Squadron before signing a 10-day contract with the New Orleans Pelicans over the weekend. Lindell Wigginton spent time with the Wisconsin Herd in the NBA G League and the NBA's Milwaukee Bucks this season and is currently playing in China.



STANDINGS (as of 3/14/24)

| School | Big 12 | Overall |
|----------------------|-------------|-------------|
| #1 Houston | 15-3 | 29-3 |
| #7 Iowa State | 13-5 | 25-7 |
| #14 Baylor | 11-7 | 23-9 |
| #25 Texas Tech | 11-7 | 23-9 |
| #20 BYU | 10-8 | 23-10 |
| #16 Kansas | 10-8 | 22-10 |
| Texas | 9-9 | 20-12 |
| TCU | 9-9 | 21-12 |
| Oklahoma | 8-10 | 20-12 |
| Kansas State | 8-10 | 19-14 |
| Cincinnati | 7-11 | 20-14 |
| UCF | 7-11 | 17-15 |
| Oklahoma State | 4-14 | 12-20 |
| West Virginia | 4-14 | 9-23 |



HONORS

Big 12 Player of the Week

| | |
|----------|-------------------------------|
| Nov. 13 | Ja'Kobe Walter, Baylor |
| Nov. 20 | Hunter Dickinson, Kansas |
| Nov. 27 | Kevin McCullar Jr., Kansas |
| Dec. 4 | Emanuel Miller, TCU |
| Dec. 11 | Arthur Kaluma, Kansas State |
| Dec. 18 | Micah Peavy, TCU |
| Dec. 28 | RaeQuan Battle, West Virginia |
| Jan. 2 | Pop Isaacs, Texas Tech |
| | RaeQuan Battle, West Virginia |
| Jan. 8 | Hunter Dickinson, Kansas |
| Jan. 15 | Emanuel Miller, TCU |
| Jan. 22 | Jamal Shead, Houston |
| Jan. 29 | Emanuel Miller, TCU |
| Feb. 5 | Hunter Dickinson, Kansas |
| Feb. 12 | Dylan Disu, Texas |
| Feb. 19 | Jayden Nunn, Baylor |
| Feb. 26 | Jamal Shead, Houston |
| March 4 | Tylor Perry, Kansas State |
| March 11 | Tyrese Hunter, Texas |
| | Darrion Williams, Texas Tech |

Big 12 Newcomer of the Week

| | |
|----------------|-----------------------------------|
| Nov. 13 | Hunter Dickinson, Kansas |
| Nov. 20 | Hunter Dickinson, Kansas |
| Nov. 27 | RayJ Dennis, Baylor |
| | Jaylin Sellers, UCF |
| Dec. 4 | Chance McMillian, Texas Tech |
| Dec. 11 | Keshon Gilbert, Iowa State |
| Dec. 18 | Max Abmas, Texas |
| Dec. 28 | RaeQuan Battle, West Virginia |
| Jan. 2 | Keshon Gilbert, Iowa State |
| Jan. 8 | Hunter Dickinson, Kansas |
| Jan. 15 | Max Abmas, Texas |
| Jan. 22 | Arthur Kaluma, Kansas State |
| Jan. 29 | Chance McMillian, Texas Tech |
| Feb. 5 | Max Abmas, Texas |
| Feb. 12 | Yves Missi, Baylor |
| Feb. 19 | Jayden Nunn, Baylor |
| Feb. 26 | Arthur Kaluma, Kansas State |
| March 4 | Chendall Weaver, Texas |
| March 11 | Darrion Williams, Texas Tech |

CYCLONES IN THE NBA (3/12/24)



Georges Niang Cleveland Cavaliers

(Eighth Season)

| Stats | Season | Career |
|-------|--------|--------|
| Games | 65 | 448 |
| PPG | 8.9 | 6.9 |
| RPG | 3.5 | 2.3 |
| APG | 1.2 | 0.9 |
| FG% | 44.1 | 43.9 |
| 3P% | 36.3 | 39.6 |
| PER | 9.7 | 10.8 |



Monté Morris Minnesota Timberwolves

(Seventh Season)

| Stats | Season | Career |
|-------|--------|--------|
| Games | 17 | 359 |
| PPG | 5.0 | 10.2 |
| RPG | 1.7 | 2.5 |
| APG | 2.4 | 3.9 |
| FG% | 37.8 | 47.7 |
| 3P% | 30.6 | 38.9 |
| PER | 11.9 | 15.0 |



Talen Horton-Tucker Utah Jazz

(Fifth Season)

| Stats | Season | Career |
|-------|--------|--------|
| Games | 41 | 237 |
| PPG | 10.0 | 9.8 |
| RPG | 2.5 | 2.9 |
| APG | 3.7 | 3.1 |
| FG% | 40.1 | 42.5 |
| 3P% | 33.1 | 29.0 |
| PER | 13.8 | 12.7 |



Tyrese Haliburton Indiana Pacers

(Fourth Season)

| Stats | Season | Career |
|-------|--------|--------|
| Games | 52 | 243 |
| PPG | 20.8 | 17.2 |
| RPG | 3.9 | 3.7 |
| APG | 11.3 | 8.7 |
| FG% | 48.1 | 47.9 |
| 3P% | 37.4 | 39.8 |
| PER | 23.8 | 20.2 |



Izaiah Brockington New Orleans Pelicans

(First Season)

| Stats | Season | Career |
|-------|--------|--------|
| Games | 1 | 1 |
| PPG | 4.0 | 4.0 |
| RPG | 2.0 | 2.0 |
| APG | 0.0 | 0.0 |
| FG% | 40.0 | 40.0 |
| 3P% | 00.0 | 00.0 |
| PER | 26.5 | 26.5 |

NBA All-Star Game Starter

Tyrese Haliburton was a starter in the NBA All-Star Game. In his second All-Star Game, Haliburton scored 32 points, while grabbing seven rebounds and dishing out six assists. He was 10-of-14 from 3-point range. He also helped the Pacers to a victory in the Skills Competition, while he also finished fourth in the Starry 3-Point Contest.

IOWA STATE COACHING RECORD BOOK

ISU Overall Wins

| | | |
|-----|--|-----------|
| 1. | Johnny Orr (1981-94) | 218 |
| 2. | Louis Menze (1929-47) | 166 |
| 3. | Glen Anderson (1960-71) | 142 |
| 4. | Fred Hoiberg (2011-15) | 115 |
| 5. | Larry Eustachy (1999-03) | 101 |
| 6. | Steve Prohm (2016-21) | 97 |
| 7. | Tim Floyd (1995-98) | 81 |
| 8. | Bill Strannigan (1955-59) | 69 |
| 9. | T.J. Otzelberger (2022-Present) | 66 |
| 10. | Clayton Sutherland (1948-54) | 63 |

ISU Winning Percentage (Overall)

| | | |
|-----|--|-------------|
| 1. | Fred Hoiberg (2011-15) | .673 |
| 2. | T.J. Otzelberger (2022-Present) | .660 |
| 3. | Tim Floyd (1995-98) | .633 |
| 4. | Larry Eustachy (1999-03) | .631 |
| 5. | Bill Strannigan (1955-59) | .600 |
| 6. | Wayne Morgan (2004-06) | .585 |
| 7. | Maury Kent (1921) | .556 |
| 8. | Maury John (1972-74) | .551 |
| 9. | Johnny Orr (1981-94) | .522 |
| 10. | Louis Menze (1929-47) | .520 |

ISU Conference Wins

| | | |
|-----|--|-----------|
| 1. | Louis Menze (1929-47) | 82 |
| 2. | Johnny Orr (1981-94) | 79 |
| 3. | Glen Anderson (1960-71) | 77 |
| 4. | Fred Hoiberg (2011-15) | 49 |
| 5. | Larry Eustachy (1999-03) | 42 |
| 6. | Steve Prohm (2016-21) | 40 |
| 7. | Bill Chandler (1922-28) | 31 |
| 8. | Tim Floyd (1995-98) | 30 |
| 9. | Bill Strannigan (1955-59) | 30 |
| 10. | T.J. Otzelberger (2022-Present) | 29 |

ISU Winning Percentage (Conference)

| | | |
|-----|--|-------------|
| 1. | Fred Hoiberg (2011-15) | .557 |
| 2. | T.J. Otzelberger (2022-Present) | .537 |
| 3. | Larry Eustachy (1999-03) | .525 |
| 4. | Tim Floyd (1995-98) | .500 |
| 5. | Bill Strannigan (1955-59) | .484 |
| 6. | Wayne Morgan (2004-06) | .458 |
| 7. | Glen Anderson (1960-71) | .458 |
| 8. | Louis Menze (1929-47) | .432 |
| 9. | Maury John (1972-74) | .429 |
| 10. | Maury Kent (1921) | .429 |

ISU Winning Percentage (Road)

| | | |
|-----|--------------------------------------|---------------------|
| 1. | Maury Kent (1921) | .556 (5-4) |
| 2. | Bill Strannigan (1955-59) | .438 (21-27) |
| 3. | Tim Floyd (1995-98) | .436 (17-22) |
| 4. | T.J. Otzelberger (2022-Pres.) | .387 (12-19) |
| 5. | Louis Menze (1929-47) | .363 (53-93) |
| 6. | Fred Hoiberg (2011-15) | .358 (19-34) |
| 7. | H.H. Walter (1916-19) | .333 (9-18) |
| 8. | Larry Eustachy (1999-03) | .320 (16-34) |
| 9. | Glen Anderson (1960-71) | .282 (37-94) |
| 10. | Wayne Morgan (2004-06) | .281 (9-23) |

ISU Winning Percentage (Neutral)

| | | |
|-----|--------------------------------------|-------------------|
| 1. | Bill Strannigan (1955-59) | .688 (11-5) |
| 2. | Maury John (1972-74) | .667 (6-3) |
| 3. | Steve Prohm (2016-21) | .657 (23-12) |
| 4. | Fred Hoiberg (2011-15) | .656 (21-11) |
| 5. | Wayne Morgan (2004-06) | .600 (9-6) |
| 6. | Tim Floyd (1995-98) | .583 (14-10) |
| 7. | T.J. Otzelberger (2022-Pres.) | .563 (9-7) |
| 8. | Larry Eustachy (1999-03) | .560 (14-11) |
| 9. | Glen Anderson (1960-71) | .487 (19-20) |
| 10. | Johnny Orr (1981-94) | .408 (24-35) |

ISU Wins on Neutral Court

| | | |
|-----|--------------------------------------|----------|
| 1. | Johnny Orr (1981-94) | 24 |
| 2. | Steve Prohm (2016-21) | 23 |
| 3. | Fred Hoiberg (2011-15) | 21 |
| 4. | Glen Anderson (1960-71) | 19 |
| 5. | Larry Eustachy (1999-03) | 14 |
| 6. | Tim Floyd (1995-98) | 14 |
| 7. | Bill Strannigan (1955-59) | 11 |
| 8. | T.J. Otzelberger (2022-Pres.) | 9 |
| 9. | Wayne Morgan (2004-06) | 9 |
| 10. | Clayton Sutherland (1948-54) | 7 |

ISU Wins vs. AP Top 25 Teams

| | | |
|-----|--|-----------|
| 1. | Johnny Orr (1981-94) | 24 |
| 2. | Fred Hoiberg (2011-15) | 23 |
| 3. | T.J. Otzelberger (2022-Present) | 18 |
| 4. | Steve Prohm (2016-21) | 17 |
| 5. | Larry Eustachy (1999-03) | 12 |
| 6. | Wayne Morgan (2004-06) | 9 |
| 7. | Tim Floyd (1995-98) | 7 |
| 8. | Bill Strannigan (1955-59) | 6 |
| 9. | Glen Anderson (1960-71) | 6 |
| 10. | Maury John (1972-74) | 3 |
| 11. | Greg McDermott (2007-10) | 1 |
| 12. | Lynn Nance (1977-80) | 1 |
| 13. | Ken Trickey (1975-76) | 1 |

ISU Road Wins vs. AP Top 25 Teams

| | | |
|----|--|----------|
| 1. | Steve Prohm (2016-21) | 5 |
| 2. | Fred Hoiberg (2011-15) | 3 |
| 3. | T.J. Otzelberger (2022-Present) | 2 |
| 4. | Larry Eustachy (1999-03) | 2 |
| 5. | Glen Anderson (1960-71) | 2 |
| 6. | Wayne Morgan (2004-06) | 2 |
| 7. | Bill Strannigan (1955-59) | 1 |
| 8. | Johnny Orr (1981-94) | 1 |
| 9. | Greg McDermott (2007-10) | 1 |

ISU Wins vs. AP Top 10 Teams

| | | |
|-----|--|----------|
| 1. | Johnny Orr (1981-94) | 12 |
| 2. | T.J. Otzelberger (2022-Present) | 9 |
| 3. | Fred Hoiberg (2011-15) | 7 |
| 4. | Steve Prohm (2016-21) | 7 |
| 5. | Tim Floyd (1995-98) | 4 |
| 6. | Larry Eustachy (1999-03) | 3 |
| 7. | Bill Strannigan (1955-59) | 3 |
| 8. | Glen Anderson (1960-71) | 3 |
| 9. | Wayne Morgan (2004-06) | 1 |
| 10. | Greg McDermott (2007-10) | 1 |

ISU Wins (Home)

| | | |
|-----|--------------------------------------|-----------|
| 1. | Johnny Orr (1981-94) | 154 |
| 2. | Louis Menze (1929-47) | 112 |
| 3. | Glen Anderson (1960-71) | 86 |
| 4. | Fred Hoiberg (2011-15) | 75 |
| 5. | Larry Eustachy (1999-03) | 71 |
| 6. | Steve Prohm (2016-21) | 60 |
| 7. | Tim Floyd (1995-98) | 50 |
| 8. | Greg McDermott (2007-10) | 48 |
| 9. | T.J. Otzelberger (2022-Pres.) | 45 |
| 10. | Clayton Sutherland (1948-54) | 41 |

ISU Winning Percentage (Home)

| | | |
|-----|--------------------------------------|--------------------|
| 1. | Fred Hoiberg (2011-15) | .872 (75-11) |
| 2. | T.J. Otzelberger (2022-Pres.) | .849 (45-8) |
| 3. | Larry Eustachy (1999-03) | .835 (71-14) |
| 4. | Wayne Morgan (2004-06) | .792 (38-10) |
| 5. | Tim Floyd (1995-98) | .769 (50-15) |
| 6. | Johnny Orr (1981-94) | .766 (154-47) |
| 7. | Bill Strannigan (1955-59) | .725 (37-14) |
| 8. | Maury John (1972-74) | .725 (29-11) |
| 9. | Louis Menze (1929-47) | .671 (112-55) |
| 10. | Steve Prohm (2016-21) | .652 (60-32) |

ISU Wins at Hilton Coliseum

| | | |
|-----|--------------------------------------|-----------|
| 1. | Johnny Orr (1981-94) | 154 |
| 2. | Fred Hoiberg (2011-15) | 75 |
| 3. | Larry Eustachy (1999-03) | 71 |
| 4. | Steve Prohm (2016-21) | 60 |
| 5. | Tim Floyd (1995-98) | 50 |
| 6. | Greg McDermott (2007-10) | 48 |
| 7. | T.J. Otzelberger (2022-Pres.) | 45 |
| 8. | Wayne Morgan (2004-06) | 38 |
| 9. | Lynn Nance (1977-80) | 32 |
| 10. | Maury John (1972-74) | 29 |

Most Wins in First Three Years at ISU

| | | |
|-----|--|-----------|
| 1. | Larry Eustachy (1999-03) | 72 |
| 2. | Tim Floyd (1995-98) | 69 |
| 3. | T.J. Otzelberger (2022-Present) | 66 |
| 4. | Fred Hoiberg (2011-15) | 62 |
| 5. | Steve Prohm (2016-21) | 60 |
| 6. | Wayne Morgan (2004-06) | 55 |
| 7. | Bill Strannigan (1955-59) | 45 |
| 8. | Greg McDermott (2007-10) | 44 |
| 9. | Maury John (1972-74) | 43 |
| 10. | Glen Anderson (1960-71) | 42 |

NCAA Tournament Wins

| | | |
|----|--|----------|
| 1. | Fred Hoiberg (2011-15) | 4 |
| 2. | Tim Floyd (1995-98) | 4 |
| 3. | Steve Prohm (2016-21) | 3 |
| 4. | Larry Eustachy (1999-03) | 3 |
| 5. | Johnny Orr (1981-94) | 3 |
| 6. | T.J. Otzelberger (2022-Present) | 2 |
| 7. | Wayne Morgan (2004-06) | 1 |
| 8. | Louis Menze (1929-47) | 1 |

Big 12 (Big 8) Tournament Wins

| | | |
|----|--|----------|
| 1. | Fred Hoiberg (2011-15) | 7 |
| 2. | Johnny Orr (1981-94) | 7 |
| 3. | Steve Prohm (2016-21) | 6 |
| 4. | Tim Floyd (1995-98) | 6 |
| 5. | Larry Eustachy (1999-03) | 4 |
| 6. | T.J. Otzelberger (2022-Present) | 2 |
| 7. | Wayne Morgan (2004-06) | 2 |

FROM THE NOTEBOOK

AP Top 25 Wins since 2011-12

| | | |
|-----|-------------------|-----------|
| 1. | Kansas | 97 |
| 2. | Michigan State | 71 |
| 3. | Duke | 68 |
| 4. | Baylor | 65 |
| 5. | North Carolina | 63 |
| 6. | Iowa State | 58 |
| 7. | Kentucky | 58 |
| 8. | Villanova | 57 |
| 9. | Wisconsin | 55 |
| 10. | Michigan | 55 |

AP Top 25 Wins since 2021-22 (Otz Era)

| | | |
|-----|-------------------|-----------|
| 1. | Kansas | 22 |
| 2. | Tennessee | 19 |
| 3. | Iowa State | 18 |
| 4. | Marquette | 17 |
| 5. | Purdue | 16 |
| 6. | Texas | 16 |
| 7. | UConn | 16 |
| 8. | Texas Tech | 16 |
| 9. | Baylor | 15 |
| 10. | TCU | 15 |

AP Top 10 Wins since 2021-22 (Otz Era)

| | | |
|-----|-------------------|----------|
| 1. | Kansas | 10 |
| 2. | Iowa State | 9 |
| 3. | North Carolina | 8 |
| 4. | Purdue | 8 |
| 5. | Tennessee | 8 |
| 6. | Arizona | 7 |
| 7. | Baylor | 7 |
| 8. | UConn | 7 |
| 9. | Texas | 7 |
| 10. | Kansas State | 6 |
| 11. | Alabama | 6 |
| 12. | TCU | 6 |
| 13. | Michigan State | 6 |

Wins vs. Big 12 Schools since 2011-12

| | | |
|-----|-------------------|------------|
| 1. | Kansas | 200 |
| 2. | Baylor | 154 |
| 3. | Iowa State | 130 |
| 4. | Texas | 129 |
| 5. | Kansas State | 120 |
| 6. | Oklahoma | 115 |
| 7. | West Virginia | 112 |
| 8. | Oklahoma State | 107 |
| 9. | Texas Tech | 104 |
| 10. | TCU | 77 |

Wins vs. Big 12 Schools since 1996-97

| | | |
|-----|-------------------|------------|
| 1. | Kansas | 432 |
| 2. | Texas | 317 |
| 3. | Oklahoma | 284 |
| 4. | Oklahoma State | 265 |
| 5. | Baylor | 240 |
| 6. | Iowa State | 237 |
| 7. | Kansas State | 230 |
| 8. | Texas Tech | 215 |
| 9. | Missouri | 162 |
| 10. | West Virginia | 116 |

At the Line with the Game on the Line

Free Throw performances in the final five minutes of regulation and in overtime this season.

| Player | FT-FTA | Pct. |
|--------------------|----------------|-------------|
| Cade Kelderman | 2-2 | 1.000 |
| Kayden Fish | 2-2 | 1.000 |
| Curtis Jones | 15-16 | .938 |
| Tre King | 12-15 | .800 |
| Jackson Paveletzke | 12-15 | .800 |
| Keshon Gilbert | 29-37 | .784 |
| Tamin Lipsey | 16-22 | .727 |
| Milan Momcilovic | 10-14 | .714 |
| Hason Ward | 4-6 | .667 |
| Omaha Billiew | 9-14 | .643 |
| Robert Jones | 5-14 | .357 |
| Demarion Watson | 2-6 | .333 |
| Conrad Hawley | 0-2 | .000 |
| Iowa State | 118-165 | .715 |
| Opponents | 91-136 | .669 |

Lock Down Defense

Since his arrival in Ames as the Head Coach, T.J. Otzelberger has stressed his defensive philosophy. The Cyclones have locked down nearly every opponent since he took over, holding 87 of the 100 opponents below their season scoring average entering the game. Of the 13 that have reached the average, three were in season openers without an average and four of them came in overtime. Seven of the 13 were in Otzelberger's first season. The Cyclones have held their last five opponents to an average of 18.8 points below their season average entering the game.

| Team | Average | Total |
|-------------------|---------|-------|
| Green Bay | 00.0 | 44 |
| Lindenwood | 52.0 | 47 |
| Idaho State | 72.5 | 55 |
| Grambling State | 80.3 | 37 |
| vs. VCU | 68.3 | 64 |
| vs. Virginia Tech | 83.4 | 71 |
| vs. #12 Texas A&M | 80.3 | 73 |
| at DePaul | 70.0 | 80 |
| Iowa | 87.9 | 65 |
| Prairie View A&M | 72.5 | 56 |
| Florida A&M | 67.5 | 58 |
| Eastern Illinois | 72.8 | 48 |
| New Hampshire | 78.9 | 70 |
| at #11 Oklahoma | 82.5 | 71 |
| #2 Houston | 76.9 | 53 |
| Oklahoma State | 74.9 | 42 |
| at #20 BYU | 85.6 | 87 |
| at #19 TCU | 83.6 | 72 |
| Kansas State | 74.5 | 67 |
| #7 Kansas | 79.2 | 75 |
| at #18 Baylor | 84.7 | 70 |
| at Texas | 76.6 | 65 |
| TCU | 82.9 | 59 |
| at Cincinnati | 76.3 | 59 |
| Texas Tech | 76.4 | 74 |
| at #2 Houston | 73.9 | 73 |
| West Virginia | 68.8 | 64 |
| Oklahoma | 76.2 | 45 |
| at UCF | 72.2 | 52 |
| #20 BYU | 82.7 | 63 |
| at Kansas State | 72.4 | 65 |
| vs. Kansas State | 72.3 | 57 |



Category 5 Culture

Gratitude
Enthusiasm
Toughness
Unity
Integrity

When T.J. Otzelberger arrived at Iowa State as head coach, one of his first priorities was creating a culture with a number of core values that define Cyclone basketball. Through that process, #C5C was born.

ISU Active Career Leaders

| | |
|-----------------------|---------------------------|
| Points | Tre King (1,413) |
| Points/Game | Milan Momcilovic (10.8) |
| Field Goal Percentage | Hason Ward (58.7) |
| Field Goals Made | Tre King (553) |
| 3-Point Percentage | Jackson Paveletzke (39.3) |
| 3-Pointers Made | Curtis Jones (150) |
| Free Throw Percentage | Jackson Paveletzke (82.6) |
| Free Throws Made | Tre King (264) |
| Rebounds | Tre King (742) |
| Rebounds/Game | Tre King (5.0) |
| Assists | Tamin Lipsey (295) |
| Assists/Game | Tamin Lipsey (4.6) |
| Steals | Tre King (162) |
| Blocks | Hason Ward (155) |

Minimum 20 collegiate games played

SUPERLATIVES UNDER T.J. OTZELBERGER

TEAM

Most Points Scored

1. 107 - vs. Prairie View A&M (12/10/23)
2. 102 - vs. Lindenwood (11/9/23)
3. 99 - at DePaul (12/1/23)
4. 96 - vs. Florida A&M (12/17/23)
5. 92 - vs. Grambling State (11/19/23)
6. 90 - vs. Iowa (12/7/23)
7. 88 - vs. IUPUI (11/7/22)
8. 86 - vs. Idaho State (11/12/23)
9. 85 - vs. New Hampshire (12/31/23)
- 85 - vs. Green Bay (11/6/23)

Fewest Points Allowed

1. 37 - vs. Grambling State (11/19/23)
- 37 - vs. Jackson State (12/12/21)
- 39 - vs. IUPUI (11/7/22)
- 40 - vs. McNeese State (12/11/22)
- 42 - vs. Oklahoma State (1/13/24)
- 43 - vs. North Carolina A&T (11/13/22)
- 44 - vs. Green Bay (11/6/23)
- 44 - vs. North Dakota (11/30/22)
- 45 - vs. Oklahoma (2/28/24)
- 47 - vs. Lindenwood (11/9/23)
- 47 - vs. #25 Texas Tech (1/5/22)
- 47 - vs. Grambling State (11/21/21)

Field Goals Made

1. 39 - at DePaul (12/1/23)
- 39 - vs. Lindenwood (11/9/23)
- 35 - vs. Florida A&M (12/17/23)
- 34 - vs. New Hampshire (12/31/23)
- 34 - vs. Texas Tech (1/10/23)
- 34 - vs. #25 Xavier (11/24/21)

Field Goals Attempted

1. 74 - vs. New Hampshire (12/31/23)
- 70 - vs. Texas Tech (2/17/24)
- 70 - vs. Alabama State (11/16/21)
- 69 - at DePaul (12/1/23)
- 69 - vs. Texas Tech (1/10/23)

Field Goal Percentage (20 Made)

1. .673 (33-49) - vs. Oklahoma (2/19/22)
2. .633 (31-49) - vs. Western Michigan (12/18/22)
3. .627 (32-51) - vs. Grambling State (11/19/23)
4. .608 (31-51) - vs. Prairie View A&M (12/10/23)
5. .593 (35-59) - vs. Florida A&M (12/17/23)

3-Point Field Goals Made

1. 14 - vs. #7 Kansas (1/27/24)
- 13 - vs. Grambling State (11/21/21)
- 12 - vs. Texas Tech (1/10/23)
- 12 - vs. LSU (3/18/22)
- 12 - at Oklahoma State (1/26/22) (OT)
- 10 - Nine Times

Most Recently: vs. Eastern Illinois (12/21/23)

3-Point Field Goals Attempted

1. 37 - vs. LSU (3/18/22)
2. 34 - vs. #12 Texas A&M (11/26/23)
3. 30 - vs. #7 Kansas (1/27/24)
- 28 - vs. Villanova (11/24/22) (OT)
- 28 - vs. Milwaukee (11/20/22)
- 28 - at Oklahoma State (1/26/22) (OT)

3-Point Field Goal Percentage (10 Attempts)

1. .600 (9-15) - vs. Prairie View A&M (12/10/23)
2. .556 (10-18) - vs. McNeese State (12/11/22)
3. .545 (12-22) - vs. Texas Tech (1/10/23)
4. .533 (8-15) - vs. Oklahoma (2/19/22)
5. .529 (9-17) - at #2 Houston (2/19/24)

Free Throws Made

1. 36 - vs. Prairie View A&M (12/10/23)
- 27 - vs. Kansas State (1/24/24)
- 25 - vs. Kansas State (3/14/24)
- 23 - vs. #7 Texas (1/17/23)
- 22 - vs. #9 Memphis (11/26/21)
- 22 - vs. Kennesaw State (11/9/21)

Free Throws Attempted

1. 48 - vs. Prairie View A&M (12/10/23)
- 39 - vs. Kansas State (1/24/24)
- 33 - vs. #9 Memphis (11/26/21)
- 33 - vs. Kennesaw State (11/9/21)
- 32 - at #18 Baylor (2/3/24)
- 31 - vs. Kansas State (3/14/24)
- 30 - vs. VCU (11/23/23)
- 30 - vs. Idaho State (11/12/23)
- 30 - vs. #7 Texas (1/17/23)
- 30 - vs. West Virginia (2/23/22)

Free Throw Percentage (20 Attempts)

1. .950 (19-20) - vs. Chicago State (12/21/21)
2. .818 (18-22) - vs. #2 Houston (1/9/24)
3. .810 (17-21) - vs. Lindenwood (11/9/23)
4. .806 (25-31) - vs. Kansas State (3/14/24)
5. .800 (16-20) - vs. Arkansas-Pine Bluff (12/1/21)

Most Rebounds

1. 50 - vs. Iowa (12/9/21)
2. 46 - vs. Grambling State (11/21/21)
3. 45 - vs. Texas Tech (1/10/23)
4. 44 - vs. New Hampshire (12/31/23)
- 44 - vs. #12 Texas A&M (11/26/23)
- 44 - vs. Green Bay (11/6/23)
- 44 - vs. #10 Baylor (3/9/23)
- 44 - vs. North Carolina A&T (11/13/22)

Most Assists

1. 29 - at DePaul (12/1/23)
2. 25 - vs. Lindenwood (11/9/23)
3. 24 - vs. New Hampshire (12/31/23)
- 24 - vs. Florida A&M (12/17/23)
- 24 - vs. Western Michigan (12/18/22)

Most Steals

1. 19 - vs. Lindenwood (11/9/23)
2. 18 - at #19 TCU (1/20/24)
- 17 - vs. Idaho State (11/12/23)
- 16 - vs. Prairie View A&M (12/10/23)
- 15 - vs. Florida A&M (12/17/23)
- 15 - vs. IUPUI (11/7/22)
- 15 - vs. LSU (3/18/22)

Most Blocked Shots

1. 10 - vs. #9 Memphis (11/26/21)
- 8 - vs. Kansas State (2/12/22) (OT)
- 6 - at Kansas State (3/9/24)
- 6 - vs. TCU (2/10/24)
- 6 - vs. Iowa (12/7/23)
- 6 - vs. #10 Baylor (3/9/23)
- 6 - at Texas Tech (1/30/23) (OT)
- 6 - vs. Texas Tech (1/10/23)
- 6 - vs. Oklahoma State (3/2/22)
- 6 - vs. TCU (1/22/22)
- 6 - vs. Milwaukee (11/20/22)
- 6 - vs. Alabama State (11/16/21)

Fewest Turnovers

1. 4 - vs. Green Bay (11/6/23)
- 5 - vs. Florida A&M (12/17/23)
- 5 - vs. Oklahoma (2/25/23)
- 6 - vs. Kansas State (3/14/24)
- 6 - vs. #20 BYU (3/6/24)
- 6 - vs. Texas Tech (2/17/24)

Turnovers Forced

1. 30 - vs. McNeese State (12/11/22)
2. 29 - vs. Prairie View A&M (12/10/23)
- 29 - vs. IUPUI (11/7/22)
- 27 - at #19 TCU (1/20/24)
- 27 - vs. Milwaukee (11/20/22)
- 25 - at Cincinnati (2/13/24)

INDIVIDUAL

Most Points

1. 35 - Izaiah Brockington vs. West Virginia (2/23/22)
2. 31 - Caleb Grill vs. #1 North Carolina (11/25/22)
3. 30 - Izaiah Brockington vs. #25 Xavier (11/24/21)
4. 30 - Gabe Kalscheur vs. #9 Memphis (11/26/21)
5. 29 - Izaiah Brockington vs. Iowa (12/9/21)
6. 27 - Izaiah Brockington vs. Kansas State (2/12/22) (OT)
7. 26 - Izaiah Brockington at Oklahoma State (1/26/22) (OT)
8. 26 - Gabe Kalscheur vs. West Virginia (2/27/23)
9. 25 - Keshon Gilbert vs. Iowa (12/7/23)
10. 25 - Gabe Kalscheur vs. Texas Tech (1/10/23)

Field Goals Made

1. 14 - Izaiah Brockington vs. West Virginia (2/23/22)
- 12 - Izaiah Brockington vs. #25 Xavier (11/24/21)
- 11 - Caleb Grill vs. #1 North Carolina (11/25/22)
- 11 - Izaiah Brockington vs. Kansas State (2/12/22) (OT)
- 11 - Izaiah Brockington vs. #10 Kansas (2/1/22)
- 11 - Izaiah Brockington at Oklahoma State (1/26/22) (OT)
- 11 - Izaiah Brockington vs. Iowa (12/9/21)
- 10 - Tre King at DePaul (12/1/23)
- 10 - Gabe Kalscheur vs. Texas Tech (1/10/23)
- 10 - Gabe Kalscheur vs. #14 Wisconsin (3/20/22)
- 10 - Izaiah Brockington vs. Oklahoma (2/19/22)
- 10 - Izaiah Brockington vs. Arkansas-Pine Bluff (12/1/21)
- 10 - Gabe Kalscheur vs. #9 Memphis (11/26/21)

Field Goals Attempted

1. 28 - Izaiah Brockington vs. #10 Kansas (2/1/22)
2. 22 - Izaiah Brockington vs. West Virginia (2/23/22)
3. 20 - Izaiah Brockington at Oklahoma State (1/26/22) (OT)
- 20 - Izaiah Brockington vs. Arkansas-Pine Bluff (12/1/21)
- 19 - Gabe Kalscheur at Texas Tech (1/30/23) (OT)
- 19 - Gabe Kalscheur vs. Villanova (11/24/22) (OT)
- 19 - Gabe Kalscheur vs. #14 Wisconsin (3/20/22)
- 19 - Izaiah Brockington at TCU (2/15/22)
- 19 - Izaiah Brockington vs. #25 Xavier (11/24/21)

3-Point Field Goals Made

1. 8 - Caleb Grill at Texas Tech (1/30/23) (OT)
- 7 - Caleb Grill vs. #1 North Carolina (11/25/22)
- 7 - Tyrese Hunter vs. LSU (3/28/22)
- 6 - Curtis Jones vs. Prairie View A&M (12/10/23)
- 6 - Milan Momcilovic vs. Green Bay (11/6/23)
- 6 - Gabe Kalscheur vs. #10 Baylor (3/9/23)
- 6 - Caleb Grill at Kansas State (2/26/22)
- 6 - Gabe Kalscheur vs. #21 Texas (1/15/22)
- 6 - Caleb Grill vs. Southeastern (12/19/21)

3-Point Field Goals Attempted

1. 15 - Gabe Kalscheur vs. Villanova (11/24/22) (OT)
2. 13 - Milan Momcilovic vs. #12 Texas A&M (11/26/23)
3. 12 - Gabe Kalscheur at #12 Kansas State (2/18/23)
- 12 - Caleb Grill at Texas Tech (1/30/23) (OT)
- 12 - Gabe Kalscheur vs. #21 Texas (1/15/22)

Free Throws Made

1. 12 - Keshon Gilbert vs. VCU (11/23/23)
- 9 - Tyrese Hunter vs. Alabama State (11/16/21)
- 8 - Keshon Gilbert vs. TCU (2/10/24)
- 8 - Keshon Gilbert vs. Prairie View A&M (12/10/23)
- 8 - Osun Osunniyi vs. #5 Kansas State (1/24/23)
- 8 - Tyrese Hunter at Kansas State (2/26/22)
- 8 - Izaiah Brockington vs. Missouri (1/29/22)
- 8 - Izaiah Brockington vs. #1 Baylor (1/1/22)
- 8 - Izaiah Brockington vs. Chicago State (12/21/21)
- 8 - Gabe Kalscheur vs. Kennesaw State (11/9/21)

Free Throws Attempted

1. 15 - Keshon Gilbert vs. VCU (11/23/23)
- 13 - Gabe Kalscheur vs. Kennesaw State (11/9/21)
- 11 - Keshon Gilbert vs. Florida A&M (12/17/23)
- 11 - Osun Osunniyi vs. #5 Kansas State (1/24/23)
- 10 - Robert Jones at #18 Baylor (2/3/24)
- 10 - Keshon Gilbert vs. Prairie View A&M (12/10/23)
- 10 - Robert Jones vs. Iowa (12/7/23)
- 10 - Tyrese Hunter vs. Alabama State (11/16/21)
- 10 - Tyrese Hunter at Kansas State (2/26/22)
- 10 - Tyrese Hunter vs. West Virginia (2/23/22)
- 10 - Aljaž Kunc vs. #25 Texas Tech (1/5/22)

Most Rebounds

1. 14 - Tamin Lipsey vs. #12 Texas A&M (11/26/23)
- 13 - Keshon Gilbert vs. Kansas State (1/24/24)
- 13 - Izaiah Brockington vs. Chicago State (12/21/21)
- 13 - Izaiah Brockington vs. Alabama State (11/16/21)
- 12 - Izaiah Brockington vs. TCU (1/22/22)
- 12 - Izaiah Brockington vs. Oregon State (11/12/21)

Most Assists

1. 13 - Tyrese Hunter at #3 Baylor (3/5/22)
- 11 - Keshon Gilbert vs. New Hampshire (12/31/23)
- 10 - Tamin Lipsey at DePaul (12/1/23)
- 10 - Tamin Lipsey vs. #8 Kansas (2/4/23)
- 10 - Tyrese Hunter at Kansas State (2/26/22)

Most Steals

1. 8 - Tamin Lipsey vs. Prairie View A&M (12/10/23)
- 7 - Curtis Jones at #19 TCU (1/20/24)
- 6 - Keshon Gilbert vs. Kansas State (3/14/24)
- 5 - Tamin Lipsey vs. #20 BYU (3/7/24)
- 5 - Tamin Lipsey vs. Oklahoma State (1/13/24)
- 5 - Curtis Jones vs. Lindenwood (11/9/23)
- 5 - Tamin Lipsey vs. #10 Baylor (3/9/23)
- 5 - Tyrese Hunter vs. LSU (3/18/22)
- 5 - Caleb Grill vs. St. John's (12/4/22)
- 5 - Tyrese Hunter at #9 Kansas (1/11/22)
- 5 - Gabe Kalscheur vs. #9 Memphis (11/26/21)
- 5 - Tyrese Hunter vs. #25 Xavier (11/24/21)

Most Blocks

1. 5 - Hason Ward at Kansas State (3/9/24)
- 4 - Hason Ward at #18 Baylor (2/3/24)
- 3 - Robert Jones vs. Kansas State (3/14/14)
- 3 - Hason Ward vs. New Hampshire (12/31/23)
- 3 - Milan Momcilovic vs. Prairie View A&M (12/10/23)
- 3 - Robert Jones vs. Grambling State (11/19/23)
- 3 - Demarion Watson vs. #10 Baylor (3/9/23)
- 3 - Osun Osunniyi at Texas Tech (1/30/23) (OT)
- 3 - Osun Osunniyi at Oklahoma State (1/21/23)
- 3 - Osun Osunniyi at #2 Kansas (1/14/23)
- 3 - Aljaž Kunc vs. Milwaukee (11/20/22)
- 3 - George Conditt IV at #18 Texas Tech (1/18/22)
- 3 - Aljaž Kunc vs. #9 Memphis (11/26/21)

STAT RANKINGS

| Category | NCAA | Big 12 |
|------------------------------|------|--------|
| Assist/Turnover Ratio | 45 | 4 |
| Assists Per Game | 40 | 5 |
| Bench Points Per Game | 106 | 6 |
| Blocks Per Game | 233 | 11 |
| Effective Field Goal Percent | 141 | 8 |
| Fastbreak Points | 144 | 7 |
| Field Goal Percentage | 82 | 7 |
| Field Goal Percentage Def. | 23 | 3 |
| Fouls Per Game | 149 | 7 |
| Free Throw Att. Per Game | 88 | 5 |
| Free Throw Percentage | 284 | 12 |
| Free Throws Made Per Game | 124 | 7 |
| Rebound Margin | 150 | 10 |
| Rebounds (Def.) Per Game | 317 | 14 |
| Rebounds (Off.) Per Game | 106 | 6 |
| Rebounds Per Game | 241 | 12 |
| Scoring Defense | 5 | 2 |
| Scoring Margin | 10 | 2 |
| Scoring Offense | 115 | 7 |
| Steals Per Game | 4 | 1 |
| 3-Point Attempts Per Game | 296 | 12 |
| 3-Point Percentage | 135 | 7 |
| 3-Point Percentage Def. | 98 | 5 |
| 3-Pointers Per Game | 261 | 13 |
| Turnover Margin | 2 | 2 |
| Turnovers Forced Per Game | 2 | 1 |
| Turnovers Per Game | 101 | 4 |
| Winning Percentage | 23 | 2 |

Category (Top 100)

| Category | NCAA | Big 12 |
|-----------------------|------|--------|
| Keshon Gilbert | | |
| Triple Doubles | 7 | 2 |
| Free Throw Attempts | 69 | 1 |
| Free Throws | 94 | 3 |
| Steals | 84 | 6 |
| Steals Per Game | 94 | 7 |
| Tamin Lipsey | | |
| Steals Per Game | 4 | 1 |
| Steals | 4 | 1 |
| Triple Doubles | 7 | 2 |
| Assists Per Game | 62 | 5 |
| Assists | 65 | 5 |

MISC. STATS

Largest...

| | 2023-24 | Under Otz |
|--------------------------|-----------------------------------|-----------------------------------|
| Lead | 58 vs. Grambling State (11/19/23) | 58 vs. Grambling State (11/19/23) |
| Margin of Victory | 55, twice | 55, twice |
| Deficit | 24 at #20 BYU (1/16/24) | 33 vs. Texas Tech (3/10/22) |
| Deficit Overcome to Win | 15 vs. VCU (11/23/23) | 15 vs. VCU (11/23/23) |
| Deficit Overcome to Lead | 15, twice | 25 at Baylor (3/5/22) |
| Margin of Defeat | 15 at #20 BYU (1/16/24) | 31 vs. Texas Tech (3/10/22) |
| Halftime Lead | 34 vs. Grambling State (11/19/23) | 34 vs. Grambling State (11/19/23) |
| Halftime Deficit | 12 at #18 Baylor (2/3/24) | 20 at Iowa (12/8/22) |
| Iowa State Run | 20 at #18 Baylor (2/3/24) | 21 vs. IUPUI (11/7/22) |
| Opponent Run | 16 vs. #12 Texas A&M (11/26/23) | 22 at Baylor (3/5/22) |

Most...

| | 2023-24 | Under Otz |
|-----------------------|------------------------------------|------------------------------------|
| Points in a Half | 58 at DePaul (12/1/23) | 58 at DePaul (12/1/23) |
| Opp. Points in a Half | 50 vs. Texas Tech (2/17/24) | 50 vs. Texas Tech (2/17/24) |
| Points Off Turnovers | 36 at #19 TCU (1/20/24) | 36, twice |
| 2nd Chance Points | 24 vs. Prairie View A&M (12/10/23) | 24 vs. Prairie View A&M (12/10/23) |
| Points in the Paint | 52, twice | 52, twice |
| Fastbreak Points | 21 vs. Prairie View A&M (12/10/23) | 21 vs. Prairie View A&M (12/10/23) |

SHOT PERCENT PER HALF

Highest 2023-24

| | 2023-24 | Under Otz |
|------------|--|---------------------------------------|
| Iowa State | 67.9% 1st vs. Grambling State (11/19/23) | 76.9% 2nd vs. Southeastern (12/19/21) |
| Opponent | 57.7% three times | 81.8% 2nd at Oklahoma (1/8/22) |

Lowest

| | 2023-24 | Under Otz |
|------------|--|--|
| Iowa State | 20% 1st vs. Oklahoma (2/28/24) | 15.8% 2nd vs. Texas Tech (1/5/22) |
| Opponent | 22.7% 2nd vs. Oklahoma State (1/13/24) | 22.7% 2nd vs. Oklahoma State (1/13/24) |

DOUBLE FIGURE SCORERS

| Number | W-L | Under Otz |
|-----------|------|-----------|
| 0 Players | 0-0 | 0-1 |
| 1 Player | 0-0 | 0-1 |
| 2 Players | 4-1 | 15-13 |
| 3 Players | 5-5 | 23-18 |
| 4 Players | 11-1 | 19-1 |
| 5 Players | 3-0 | 7-0 |
| 6 Players | 2-0 | 2-0 |

IN THE POLLS

| Week | AP/Coach | Week | AP/Coach |
|---------|----------|----------|----------|
| Nov. 13 | RV/RV | Jan. 15 | 24/20 |
| Nov. 20 | RV/RV | Jan. 22 | 23/18 |
| Nov. 27 | RV/RV | Jan. 29 | 12/11 |
| Dec. 4 | -/RV | Feb. 5 | 14/14 |
| Dec. 11 | RV/RV | Feb. 12 | 10/10 |
| Dec. 18 | RV/RV | Feb. 19 | 6/6 |
| Dec. 25 | RV/RV | Feb. 26 | 8/6 |
| Jan. 1 | RV/RV | March 4 | 6/6 |
| Jan. 8 | RV/RV | March 11 | 7/8 |
| | | April 9 | -/- |

CYCLONE FACTS

9

The Cyclones have nine wins over teams ranked in the AP Top 10 under T.J. Otzelberger, the second-most in the country during his tenure at Iowa State.

22

Over the summer, Cyclone legend Dedric Willoughby suddenly passed away. Iowa State honored Willoughby before the game Nov. 12 against Idaho State.

26

26 times Iowa State has had a player named to an All-America team, including seven times in the last 10 seasons.

558

The Cyclones have made at least one three-point field goal in 558 consecutive games, a streak dating back to the 2007-08 season opener against Winston-Salem State.

SITUATIONAL RECORDS

| | 2023-24 | Under Otz | Streak |
|----------------------------------|---------|-----------|--------|
| Against Non-conference opponents | 11-2 | 35-7 | W6 |
| Against Big 12 opponents | 14-5 | 31-27 | W1 |
| At Home: | 18-0 | 45-8 | W18 |
| On Road: | 5-5 | 12-19 | L1 |
| At Neutral Sites: | 2-2 | 9-7 | W1 |
| Leading at half | 23-1 | 54-9 | W19 |
| Trailing at half | 2-6 | 9-25 | L1 |
| Tied at half | 0-0 | 3-0 | W3 |
| Outrebound opponent | 15-3 | 40-12 | W2 |
| Tied or Outrebounded | 10-4 | 26-22 | W1 |
| Make more free throws | 16-2 | 31-6 | W4 |
| Make same or fewer free throws | 9-5 | 35-28 | L1 |
| Make 15 or more FTs | 13-4 | 28-6 | W2 |
| Make Less Than 15 FTs | 12-3 | 38-27 | L1 |
| Shooting 50 percent or better | 7-0 | 21-1 | W18 |
| Shooting less than 50 percent | 18-7 | 45-33 | W1 |
| Better FG% than opponent | 20-2 | 52-6 | W1 |
| Worse FG% than opponent | 5-5 | 14-28 | W2 |
| Makes 10 or more 3-pointers | 3-0 | 14-0 | W14 |
| Makes Less Than 10 3-pointers | 22-7 | 52-34 | W1 |
| Commit same or more turnovers | 0-3 | 7-15 | L4 |
| Commits less turnovers | 25-4 | 59-19 | W1 |
| More bench points | 18-6 | 47-16 | W1 |
| Same or fewer bench points | 7-1 | 19-18 | W6 |
| Score 59 points or less | 2-1 | 7-15 | L1 |
| Score 60-69 points | 5-5 | 14-15 | W2 |
| Score 70-79 points | 7-1 | 23-4 | W7 |
| Score 80-89 points | 5-0 | 16-0 | W22 |
| Score 90-99 points | 4-0 | 4-0 | W15 |
| Score more than 100 points | 2-0 | 2-0 | W14 |
| Allow 59 points or less | 14-0 | 38-3 | W14 |
| Allow 60-69 points | 6-1 | 14-8 | L1 |
| Allow 70-79 points | 4-5 | 11-21 | L1 |
| Allow 80-89 points | 1-1 | 3-2 | L1 |
| Allow 90-99 points | 0-0 | 0-0 | L11 |
| Allowing more than 100 points | 0-0 | 0-0 | L16 |
| Reach 40 points first | 23-1 | 59-7 | W19 |
| Opponent reach 40 points first | 2-6 | 7-27 | L1 |
| Decided by 5 points or less | 6-2 | 18-9 | W2 |
| Decided by 6-10 points | 4-4 | 10-9 | L1 |
| Decided by 11 points or more | 15-1 | 38-16 | W4 |
| Leading with 5:00 left | 22-1 | 60-7 | W7 |
| Trailing with 5:00 left | 2-6 | 4-26 | L1 |
| Tied with 5:00 left | 1-0 | 2-1 | W1 |
| Leading with 1:00 left | 25-0 | 63-1 | W29 |
| Trailing with 1:00 left | 0-7 | 2-32 | L24 |
| Tied with 1:00 left | 0-0 | 1-1 | W1 |
| In November | 5-2 | 17-3 | L2 |
| In December | 6-0 | 16-1 | W9 |
| In January | 5-2 | 14-11 | W3 |
| In February | 6-2 | 12-12 | W2 |
| In March | 3-1 | 7-7 | W1 |
| In April | 0-0 | 0-0 | - |
| In overtime | 0-0 | 2-2 | L1 |
| In double overtime | 0-0 | 0-0 | W1 |
| As AP Top-25 team | 12-4 | 32-21 | W1 |
| Vs. AP Top-25 team | 4-5 | 18-17 | W1 |
| Vs. AP Top-15 team | 2-3 | 11-12 | L1 |
| Vs. AP Top 10 team | 2-1 | 9-8 | L1 |
| On Big 12 Now on ESPN+ | 12-2 | 31-7 | W3 |
| On ESPN | 0-1 | 3-5 | L2 |
| On ESPN2 | 8-4 | 14-12 | W1 |
| On ESPNU | 2-0 | 12-5 | W2 |
| On Longhorn Network | 1-0 | 1-2 | W1 |
| On FS1 | 1-0 | 2-1 | W1 |
| On TBS | 0-0 | 1-1 | L1 |
| On TNT | 0-0 | 1-0 | W1 |
| On truTV | 0-0 | 0-1 | L1 |
| On CBS | 1-0 | 1-0 | W1 |
| White Jersey | 11-1 | 27-8 | W9 |
| Gold Jersey | 5-3 | 14-10 | L1 |
| Cardinal Jersey | 8-3 | 22-15 | L1 |
| Black Jersey | 1-0 | 2-1 | W2 |
| Anthracite Jersey | 0-0 | 1-0 | W1 |

THE LAST TIME

Iowa State had...

| | |
|--|---|
| 100 points | 107 vs. Prairie View A&M (12-10-23) |
| FG% 60% or better | 60.8 (31-51) vs. Prairie View A&M (12-10-23) |
| FG% 30% or less | 23.3 (14-60) vs. Pitt (3-17-23) |
| Made 10 3-pointers | 14 vs. No. 7 Kansas (1-27-24) |
| Attempted 40 FTs | 48 vs. Prairie View A&M (12-10-23) |
| Attempted Fewer Than 5 FTs | 4 vs. Miami (3-25-22) |
| Had 50 rebounds | 50 vs. Iowa (12-9-21) |
| Had 60 rebounds | 63 vs. The Citadel (11-20-16) |
| Had 30 assists | 32 vs. Mississippi Valley State (11-5-19) |
| Had 10 steals | 14 vs. Kansas State (3-14-24) |
| Had 10 blocks | 10 vs. Memphis (11-26-21) |
| Five Players With 10+ pts | 5 vs. Texas Tech (2-17-24) |
| <i>(R. Jones, Momcilovic, Lipsey, Gilbert, C. Jones)</i> | |
| Six Players With 10+ pts | 6 vs. New Hampshire (12-31-23) |
| <i>(King, Momcilovic, Lipsey, Gilbert, C. Jones, Ward)</i> | |
| Two Players with 20 pts | 2 vs. Prairie View A&M (12-10-23) |
| <i>(C. Jones, 22; Gilbert, 20)</i> | |
| Three Players with 20 pts | 3 vs. Oklahoma State (1-21-20) |
| <i>(Young, 27; Bolton, 21; Haliburton, 20)</i> | |
| Two Players with 5+ 3-Pointers | 2 vs. No. 12 Baylor (12-31-22) |
| <i>(Grill 5, Kalscheur 5)</i> | |
| 2 double-doubles | 2 vs. Chicago State (12-21-21) |
| <i>(Brockington, Enaruna)</i> | |
| 3 double-doubles | 3 vs. Buffalo (12-7-15) |
| <i>(McKay, Morris, Niang)</i> | |

A Cyclone had...

| | |
|----------------------|--|
| 30 points | 31, Caleb Grill vs. No. 1 North Carolina (11-25-22) |
| 40 points | 48, Melvin Ejim vs. TCU (2-8-14) |
| 5 3-pointers | 5, Keshon Gilbert at No. 18 Baylor (2-3-24) |
| 10 rebounds | 13, Keshon Gilbert vs. Kansas State (1-24-24) |
| 15 rebounds | 16, Mike Jacobson vs. Kansas St. (3-15-19) |
| 20 rebounds | 20, Jared Homan vs. No. Carolina (3-20-05) |
| 10 assists | 11, Keshon Gilbert vs. New Hampshire (12-31-23) |
| 5 steals | 6, Keshon Gilbert vs. Kansas State (3-14-24) |
| 5 blocks | 5, Hason Ward at Kansas State (3-9-24) |
| Double-Double | Keshon Gilbert vs. Kansas State (1-24-24) |
| Triple-Double | Keshon Gilbert vs. New Hampshire (12-31-23) |

An Opposing Team had...

| | |
|---------------------------|---|
| 100 points | 105 by Iowa (12-11-20) |
| FG% 60% or better | 61.7 (29-47) by Oklahoma (1-8-22) |
| FG% 30% or less | 28.6 by Grambling State (11-19-23) |
| Made 10 3-pointers | 10 by West Virginia (2-24-24) |
| Made 0 3-pointers | Southern Miss (11-19-19) |
| Had 50 rebounds | 51 by TCU (2-9-21) |
| Had 30 assists | 31 by Texas A&M (1-16-99) |
| Six Players With 10+ pts | 6 by Oklahoma (2-12-20) |

An Opposing Player had...

| | |
|---------------------|---|
| 30 points | 32, Nijel Pack, Kansas State (2-26-22) |
| 40 points | 40, Devin Smith, Virginia (12-6-04) |
| 5 3-pointers | 5, Emanuel Sharp, No. 2 Houston (1-9-24) |
| 10 rebounds | 16, David N'Guessan, Kansas State (3-9-24) |
| 15 rebounds | 16, David N'Guessan, Kansas State (3-9-24) |
| 20 rebounds | 21, Stacey King, Oklahoma (1-30-88) |
| 10 assists | 13, Xavier Simpson, Michigan (11-27-19) |
| 5 steals | 5, De'Vion Harmon, Texas Tech (1-10-23) |
| 5 blocks | 6, Kevin Samuel, TCU (1-4-20) |

SPECIALTY STATS

Dunks (at ISU)

| Player | 2023-24 | Career |
|----------|---------|--------|
| King | 25 | 37 |
| Ward | 24 | 42 |
| R. Jones | 15 | 29 |
| Watson | 9 | 16 |
| Billiew | 3 | 3 |
| Gilbert | 3 | 3 |
| Lipsey | 1 | 2 |

Charges Taken (at ISU)

| Player | 2023-24 | Career |
|----------|---------|--------|
| Gilbert | 16 | 16 |
| Lipsey | 6 | 14 |
| C. Jones | 4 | 4 |
| King | 2 | 5 |
| R. Jones | 1 | 9 |
| Watson | - | 3 |
| Hawley | - | 2 |

First Points of a Game (at ISU)

| Player | 2023-24 | Career |
|------------|---------|--------|
| R. Jones | 10 | 12 |
| Momcilovic | 7 | 7 |
| King | 6 | 6 |
| Gilbert | 5 | 5 |
| Lipsey | 2 | 7 |
| Ward | 1 | 1 |
| C. Jones | 1 | 1 |

First Sub of a Game (at ISU)

| Player | 2023-24 | Career |
|----------|---------|--------|
| C. Jones | 30 | 30 |
| Ward | 18 | 19 |
| Billiew | 7 | 7 |
| Watson | 5 | 14 |
| R. Jones | 3 | 45 |
| King | - | 17 |

20-plus Points in a Game (At ISU)

| Player | 2023-24 | Career |
|------------|---------|--------|
| Gilbert | 7 | 7 |
| King | 2 | 2 |
| Lipsey | 2 | 2 |
| Momcilovic | 1 | 1 |
| C. Jones | 1 | 1 |

30-plus Points in a Game (At ISU)

| Player | 2023-24 | Career |
|--------|---------|--------|
| - | - | - |

10-plus Rebounds in a Game (At ISU)

| Player | 2023-24 | Career |
|----------|---------|--------|
| Gilbert | 3 | 3 |
| Lipsey | 2 | 4 |
| King | 1 | 1 |
| Watson | - | 1 |
| R. Jones | - | 1 |

10-plus Assists in a Game (At ISU)

| Player | 2023-24 | Career |
|---------|---------|--------|
| Lipsey | 1 | 2 |
| Gilbert | 1 | 1 |

LED IOWA STATE IN...

| Player | Points | | Rebounds | | Assists | |
|------------|--------|--------|----------|--------|---------|--------|
| | '23-24 | Career | '23-24 | Career | '23-24 | Career |
| Billiew | - | - | - | - | - | - |
| Fish | - | - | - | - | - | - |
| Gilbert | 8 | 8 | 8 | 8 | 16 | 16 |
| Hawley | - | - | - | - | - | - |
| C. Jones | 4 | 4 | 1 | 1 | 4 | 4 |
| R. Jones | 2 | 2 | 6 | 14 | - | 4 |
| Kelderman | - | - | - | - | - | - |
| King | 5 | 5 | 14 | 18 | - | - |
| Lipsey | 10 | 10 | 7 | 12 | 19 | 40 |
| Momcilovic | 6 | 6 | 2 | 2 | 2 | 2 |
| Paveletzke | - | - | - | - | - | - |
| Ward | 1 | 1 | 3 | 4 | 1 | 1 |
| Watson | 1 | 1 | 2 | 4 | - | - |

HOW ISU SCORED FIRST POINT

| Player | Dunk | Layup | Jumper | 3-Pointer | Free Throw |
|------------|------|-------|--------|-----------|------------|
| R. Jones | - | 7 | 1 | - | 2 |
| Momcilovic | - | 1 | 3 | 3 | - |
| King | 1 | 4 | 1 | - | - |
| Gilbert | - | 1 | 2 | 1 | 1 |
| Lipsey | - | - | 2 | - | - |
| Ward | 1 | - | - | - | - |
| C. Jones | - | 1 | - | - | - |

WINNING STREAKS

All Opponents

Total: Won 1 Home: Won 18
Road: Lost 1 Neutral: Won 1

Big 12 Opponents

Total: Won 1 Home: Won 9
Road: Lost 1 Neutral: Won 1

Non-Conference Opponents

Total: Won 6 Home: Won 27
Road: Won 1 Neutral: Lost 2

A.P. Top-25 Ranked Opponents

Total: Won 1 Home: Won 8
Road: Lost 2 Neutral: Lost 2

Last Win Over Ranked Team

Home - #20 BYU (68-63), 3/6/24
Road - #19 TCU (73-72), 1/20/24
Neutral - #10 Baylor (78-72), 3/10/23

Homecourt Win Streaks

39 2/16/99 - 11/30/01 (four seasons)
22 1/18/12 - 2/25/13 (two seasons)
22 3/4/92 - 12/21/93 (three seasons)
21 2/16/85 - 12/22/86 (three seasons)
21 1/25/14 - 2/25/15 (two seasons)

18 11/6/23 - Present (One Season)

15 2/23/91 - 2/15/92 (two seasons)

Current streak - 18 (11/6/23-Present)

Conference Home Win Streaks

18 2/16/99 - 1/9/02 (four seasons)
14 1/18/12 - 2/5/13 (two seasons)
14 1/25/14 - 2/25/15 (two seasons)
12 2/16/85 - 1/20/87 (three seasons)

Current streak - 9 (1/9/24-Present)

Non-Conference Home Win Streaks

41 1/2/91 - 12/9/95 (six seasons)
37 12/6/11 - 12/1/16 (six seasons)
28 11/23/98 - 12/1/01 (four seasons)

27 12/20/20 - Present (four seasons)

Current streak - 27 (12/20/20-Present)

MOST 3-POINTERS, GAME

| | | | |
|----|----|-------------------|----------------|
| 1. | 18 | Kansas | 2/4/17 |
| 2. | 17 | Kansas | 2/25/13 |
| 3. | 16 | Oklahoma | 2/6/21 |
| | 16 | Northern Colorado | 11/22/11 |
| 4. | 15 | Alabama | 11/28/19 |
| | 15 | Oklahoma State | 2/28/17 |
| | 15 | Omaha | 12/5/16 |
| | 15 | UNC-Wilmington | 11/10/13 |
| | 15 | Oklahoma | 2/4/12 |
| | 15 | Milwaukee | 11/16/08 |
| 9. | 14 | Kansas | 1/27/24 |
| | 14 | Purdue-Fort Wayne | 12/22/19 |
| | 14 | Drake | 11/17/19 |
| | 14 | Kansas State | 2/16/19 |
| | 14 | San Diego State | 11/21/18 |
| | 14 | Northern Illinois | 12/4/17 |
| | 14 | Drake | 12/17/16 |
| | 14 | Chattanooga | 11/23/15 |
| | 14 | Oklahoma | 2/9/15 |
| | 14 | West Virginia | 3/9/13 |
| | 14 | TCU | 2/16/13 |
| | 14 | Kansas | 1/9/13 |
| | 14 | Rice | 11/26/11 |
| | 14 | Kansas | 2/12/11 |
| | 14 | Baylor | 1/15/11 |

CAREER DOUBLE-DOUBLES

Tre King (9)

Florida A&M (12/17/23) 18 Points, 10 Rebounds
 *Jacksonville State (1/7/21) 16 Points, 10 Rebounds
 *Eastern Illinois (12/30/20) 22 Points, 12 Rebounds
 *Camp-Harrod. (12/17/20) 24 Points, 12 Rebounds
 *at Xavier (11/30/20) 25 Points, 13 Rebounds
 *vs. North Florida (11/25/20) 15 Points, 10 Rebounds
 *at Tennessee Tech (2/21/19) 10 Points, 10 Rebounds
 *Jacksonville State (1/24/19) 11 Points, 12 Rebounds
 *East Carolina (12/28/19) 18 Points, 12 Rebounds

Hason Ward (5)

*Rhode Island (2/8/22) 13 Points, 10 Rebounds
 *Duquesne (2/5/22) 13 Points, 10 Rebounds
 *at Richmond (1/29/22) 14 Points, 10 Rebounds
 *at Davidson (2/27/21) 10 Points, 10 Rebounds
 *La Salle (1/30/21) 13 Points, 10 Rebounds

Robert Jones (3)

at Iowa (12/8/22) 11 Points, 10 Rebounds
 *Omaha (2/27/21) 13 Points, 10 Rebounds
 *South Dakota State (1/8/20) 11 Points, 11 Rebounds

Tamin Lipsey (2)

vs. No. 10 Baylor (3/9/23) 13 Points, 11 Rebounds
 vs. No. 12 Texas A&M (11/26/23) 10 Points, 14 Rebounds

Keshon Gilbert (2)

vs. VCU (12/23/23) 22 Points, 10 Rebounds
 vs. Kansas State (1/24/24) 15 Points, 13 Rebounds

Jackson Paveletzke (1)

*Montreat 23 Points, 10 Assists

*Prior to Iowa State

CYCLONE TRIPLE DOUBLES

Marc Urquhart - Jan. 9, 1989 vs. Ill.-Chicago
 10 points, 12 rebounds, 10 assists

Jamaal Tinsley - Jan. 8, 2000 vs. Missouri
 12 points, 11 rebounds, 11 assists

Curtis Stinson - Feb. 5, 2006 vs. Colorado
 24 points, 10 rebounds, 10 assists

Royce White - Jan. 7, 2012 at Texas A&M
 10 points, 18 rebounds, 10 assists

Monté Morris - Nov. 20, 2016 vs. The Citadel
 17 points, 10 rebounds, 10 assists

Tyrese Haliburton - Jan. 4, 2020 at TCU
 22 points, 12 rebounds, 10 assists

Tamin Lipsey - Dec. 1, 2023 at DePaul
 15 points, 10 rebounds, 10 assists

Keshon Gilbert - Dec. 31, 2023 vs. New Hampshire
 10 points, 10 rebounds, 11 assists

STARTERS BY GAME

| Opponent | 1 | 2 | 3 | 4 | 5 | W-L |
|----------------------|---------|---------|------------|------|----------|-------------|
| GREEN BAY | Lipsey | Gilbert | Momcilovic | King | Ward | 1-0 |
| LINDENWOOD | Lipsey | Gilbert | Momcilovic | King | Ward | 2-0 |
| IDAHO STATE | Lipsey | Gilbert | Momcilovic | King | Ward | 3-0 |
| GRAMBLING ST. | Lipsey | Gilbert | Momcilovic | King | R. Jones | 1-0 |
| vs. VCU | Lipsey | Gilbert | Momcilovic | King | R. Jones | 2-0 |
| vs. Virginia Tech | Lipsey | Gilbert | Momcilovic | King | R. Jones | 2-1 |
| vs. No. 12 Texas A&M | Lipsey | Gilbert | Momcilovic | King | R. Jones | 2-2 |
| at DePaul | Lipsey | Gilbert | Momcilovic | King | R. Jones | 3-2 |
| IOWA | Lipsey | Gilbert | Momcilovic | King | R. Jones | 4-2 |
| PRAIRIE VIEW A&M | Lipsey | Gilbert | Momcilovic | King | R. Jones | 5-2 |
| FLORIDA A&M | Lipsey | Gilbert | Momcilovic | King | R. Jones | 6-2 |
| EASTERN ILLINOIS | Lipsey | Gilbert | Momcilovic | King | R. Jones | 7-2 |
| NEW HAMPSHIRE | Lipsey | Gilbert | Momcilovic | King | R. Jones | 8-2 |
| at No. 11 Oklahoma | Lipsey | Gilbert | Momcilovic | King | R. Jones | 8-3 |
| No. 2 HOUSTON | Lipsey | Gilbert | Momcilovic | King | R. Jones | 9-3 |
| OKLAHOMA STATE | Lipsey | Gilbert | Momcilovic | King | R. Jones | 10-3 |
| at No. 20 BYU | Lipsey | Gilbert | Momcilovic | King | R. Jones | 10-4 |
| at No. 19 TCU | C.Jones | Gilbert | Momcilovic | King | R. Jones | 1-0 |
| KANSAS STATE | Lipsey | Gilbert | Momcilovic | King | R. Jones | 11-4 |
| No. 7 KANSAS | Lipsey | Gilbert | Momcilovic | King | R. Jones | 12-4 |
| at No. 18 Baylor | Lipsey | Gilbert | Momcilovic | King | R. Jones | 12-5 |
| at Texas | Lipsey | Gilbert | Momcilovic | King | R. Jones | 13-5 |
| TCU | Lipsey | Gilbert | Momcilovic | King | R. Jones | 14-5 |
| at Cincinnati | Lipsey | Gilbert | Momcilovic | King | R. Jones | 15-5 |
| TEXAS TECH | Lipsey | Gilbert | Momcilovic | King | R. Jones | 16-5 |
| at No. 2 Houston | Lipsey | Gilbert | Momcilovic | King | R. Jones | 16-6 |
| WEST VIRGINIA | Lipsey | Gilbert | Momcilovic | King | R. Jones | 17-6 |
| OKLAHOMA | Lipsey | Gilbert | Momcilovic | King | R. Jones | 18-6 |
| at UCF | Lipsey | Gilbert | Momcilovic | King | R. Jones | 19-6 |
| No. 20 BYU | Lipsey | Gilbert | Momcilovic | King | R. Jones | 20-6 |
| at Kansas State | Lipsey | Gilbert | Momcilovic | King | R. Jones | 20-7 |
| vs. Kansas State | Lipsey | Gilbert | Momcilovic | King | R. Jones | 21-7 |

CAREER GAMES STARTED

| Name | 2023-24 | Career |
|--------------------|-----------|--------------|
| Tre King | 32 (25-7) | 114 (69-45)* |
| Keshon Gilbert | 32 (25-7) | 65 (46-19)* |
| Milan Momcilovic | 32 (25-7) | 32 (25-7) |
| Tamin Lipsey | 31 (24-7) | 64 (43-21) |
| Robert Jones | 29 (22-7) | 79 (36-43)* |
| Hason Ward | 3 (3-0) | 38 (26-12)* |
| Curtis Jones | 1 (1-0) | 32 (15-17)* |
| Jackson Paveletzke | - (0-0) | 33 (17-16)* |

*Includes previous school

ON THIS DATE

- Iowa State is 4-3 all-time on March 15.
- The Cyclones are 2-1 all-time in the Big 12 Championship on March 15, having won the last two times they have played on the date.
- Iowa State has wins over Cincinnati (1997), UConn (2012), Baylor (2014) and Kansas State (2019) on March 15.
- The wins over Cincinnati and UConn both came in the NCAA Tournament.

CAREER GAMES PLAYED

| Name | 2023-24 | Career |
|--------------------|-----------|--------------|
| Tre King | 32 (25-7) | 147 (86-61)* |
| Robert Jones | 32 (25-7) | 145 (74-71)* |
| Keshon Gilbert | 32 (25-7) | 95 (61-34)* |
| Curtis Jones | 32 (25-7) | 91 (56-35)* |
| Milan Momcilovic | 32 (25-7) | 32 (25-7) |
| Tamin Lipsey | 31 (24-7) | 64 (43-21) |
| Jackson Paveletzke | 31 (24-7) | 64 (41-23)* |
| Demarion Watson | 31 (24-7) | 60 (42-18) |
| Hason Ward | 23 (18-5) | 125 (85-40)* |
| Omaha Billiew | 17 (14-3) | 17 (14-3) |
| Cade Kelderman | 10 (9-1) | 10 (9-1) |
| Conrad Hawley | 7 (7-0) | 16 (14-2) |
| Kayden Fish | 4 (4-0) | 4 (4-0) |

*Includes previous school

SPECIALTY STATS

| OPPONENT | SCORE | POINTS IN PAINT | | POINTS OFF TURNOVERS | | 2ND CHANCE POINTS | | FAST BREAK POINTS | | BENCH POINTS | |
|----------------------|------------------|-----------------|-------------|----------------------|-------------|-------------------|------------|-------------------|------------|--------------|-------------|
| | | ISU | OPP | ISU | OPP | ISU | OPP | ISU | OPP | ISU | OPP |
| GREEN BAY | W, 85-44 | 42 | 8* | 27 | 4 | 21 | 5 | 16 | 1 | 25 | 12 |
| LINDENWOOD | W, 102-47 | 52 | 8* | 35 | 12 | 20 | 3 | 20 | 7 | 40 | 22 |
| IDAHO STATE | W, 86-55 | 46 | 12 | 24 | 8 | 12 | 7 | 15 | 0* | 29 | 21 |
| GRAMBLING ST. | W, 92-37 | 48 | 18 | 28 | 9 | 6 | 2* | 11 | 6 | 38 | 19 |
| vs. VCU | W, 68-64 | 42 | 18 | 11 | 4 | 9 | 9 | 7 | 5 | 4* | 9 |
| vs. Virginia Tech | L, 62-71 | 26 | 16 | 12 | 7 | 8 | 10 | 8 | 5 | 5 | 15 |
| vs. No. 12 Texas A&M | L, 69-73 | 18* | 30 | 12 | 19 | 19 | 16 | 17 | 18 | 19 | 17 |
| at DePaul | W, 99-80 | 52 | 24 | 30 | 14 | 21 | 9 | 19 | 13 | 17 | 15 |
| IOWA | W, 90-65 | 46 | 18 | 25 | 9 | 17 | 11 | 10 | 13 | 11 | 32 |
| PRAIRIE VIEW A&M | W, 107-56 | 44 | 16 | 34 | 19 | 24 | 9 | 21 | 4 | 40 | 31 |
| FLORIDA A&M | W, 96-58 | 38 | 12 | 31 | 7 | 9 | 11 | 13 | 1 | 30 | 18 |
| EASTERN ILLINOIS | W, 80-48 | 30 | 22 | 22 | 5 | 5* | 8 | 13 | 2 | 26 | 14 |
| NEW HAMPSHIRE | W, 85-70 | 42 | 26 | 21 | 15 | 16 | 9 | 17 | 5 | 25 | 16 |
| at No. 11 Oklahoma | L, 63-71 | 38 | 26 | 18 | 10 | 15 | 5 | 6 | 10 | 26 | 22 |
| No. 2 HOUSTON | W, 57-53 | 22 | 18 | 17 | 6 | 5* | 10 | 6 | 2 | 9 | 5 |
| OKLAHOMA STATE | W, 66-42 | 42 | 16 | 20 | 7 | 6 | 6 | 4 | 5 | 14 | 14 |
| at No. 20 BYU | L, 72-87 | 34 | 26 | 10 | 17 | 15 | 10 | 8 | 21 | 20 | 13 |
| at No. 19 TCU | W, 73-72 | 40 | 28 | 36 | 13 | 14 | 6 | 15 | 22 | 15 | 17 |
| KANSAS STATE | W, 78-67 | 24 | 28 | 17 | 14 | 13 | 10 | 6 | 7 | 26 | 19 |
| No. 7 KANSAS | W, 79-75 | 24 | 36 | 15 | 9 | 14 | 11 | 9 | 7 | 18 | 2* |
| at No. 18 Baylor | L, 68-70 | 20 | 12 | 26 | 13 | 12 | 16 | 5 | 1 | 16 | 9 |
| at Texas | W, 70-65 | 34 | 32 | 18 | 6 | 16 | 9 | 4 | 4 | 24 | 9 |
| TCU | W, 71-59 | 28 | 22 | 12 | 12 | 9 | 9 | 9 | 6 | 23 | 28 |
| at Cincinnati | W, 68-59 | 36 | 14 | 26 | 15 | 6 | 8 | 8 | 4 | 23 | 37 |
| TEXAS TECH | W, 82-74 | 44 | 22 | 28 | 0* | 11 | 9 | 11 | 0* | 20 | 16 |
| at No. 2 Houston | L, 65-73 | 24 | 22 | 9* | 20 | 13 | 8 | 12 | 9 | 15 | 9 |
| WEST VIRGINIA | W, 71-64 | 24 | 22 | 29 | 8 | 8 | 9 | 6 | 2 | 27 | 10 |
| OKLAHOMA | W, 58-45 | 30 | 18 | 13 | 8 | 14 | 7 | 5 | 4 | 32 | 13 |
| at UCF | W, 60-52 | 20 | 36 | 22 | 14 | 5* | 11 | 10 | 7 | 14 | 9 |
| No. 20 BYU | W, 68-63 | 24 | 28 | 18 | 9 | 11 | 9 | 4 | 5 | 22 | 37 |
| at Kansas State | L, 58-65 | 34 | 30 | 11 | 20 | 7 | 10 | 2* | 15 | 25 | 15 |
| vs. Kansas State | W, 76-67 | 44 | 24 | 23 | 9 | 18 | 11 | 12 | 2 | 13 | 12 |
| Totals | | 1,112 | 688 | 680 | 342 | 399 | 283 | 329 | 213 | 691 | 537 |
| Averages | | 34.8 | 21.5 | 21.3 | 10.7 | 12.5 | 8.8 | 10.3 | 6.7 | 21.6 | 16.8 |

CYCLONE FACTS

5

Five Cyclones were on NBA opening day rosters, two of which played for ISU when Otzelberger was on staff.

14

Iowa State has won 14 conference championships in school history.

1

Tre King is the only Cyclone with over 1,000 career points. Last season, King was one of four Cyclones to have hit the milestone.

117

This is the 117th season of Iowa State men's basketball.

RECORD WATCH

ISU SINGLE-SEASON WINS

| | | |
|-----------|-----------|----------------|
| 1. | 32 | 1999-00 |
| 2. | 28 | 2013-14 |
| 3. | 25 | 2023-24 |
| | 25 | 2014-15 |
| | 25 | 2000-01 |
| 6. | 24 | 2016-17 |
| | 24 | 1995-96 |
| 8. | 23 | 2018-19 |
| | 23 | 2015-16 |
| | 23 | 2012-13 |
| | 23 | 2011-12 |
| | 23 | 1994-95 |

ISU SINGLE-SEASON FEWEST TURNOVERS

| | | |
|-----------|--------------|----------------|
| 1. | 10.14 | 2016-17 |
| 2. | 10.56 | 2013-14 |
| 3. | 10.88 | 2023-24 |
| 4. | 11.03 | 2014-15 |
| 5. | 11.14 | 2018-19 |
| 6. | 11.37 | 2015-16 |
| 7. | 11.90 | 2017-18 |
| 8. | 12.13 | 2008-09 |
| 9. | 12.32 | 2011-12 |
| 10. | 12.53 | 2010-11 |

ISU SINGLE-SEASON TURNOVER MARGIN

| | | |
|-----------|-------------|----------------|
| 1. | 6.96 | 2023-24 |
| 2. | 6.79 | 1985-86 |
| 3. | 6.10 | 2005-06 |
| 4. | 5.19 | 1992-93 |
| 5. | 4.62 | 1991-92 |
| 6. | 4.59 | 1983-84 |
| 7. | 4.16 | 2004-05 |
| 8. | 3.88 | 2016-17 |
| 9. | 3.61 | 2022-23 |
| 10. | 3.13 | 1987-88 |

ISU SINGLE-SEASON STEALS

| | | |
|-----------|------------|----------------|
| 1. | 381 | 1991-92 |
| 2. | 337 | 2023-24 |
| 3. | 328 | 1992-93 |
| 4. | 299 | 2021-22 |
| 5. | 295 | 2004-05 |
| 6. | 293 | 1987-88 |
| 7. | 290 | 2022-23 |
| | 290 | 2005-06 |
| 9. | 277 | 1999-00 |
| 10. | 272 | 2016-17 |

ISU 3-POINTERS BY A FRESHMAN

| | | |
|-----------|-----------|----------------------------------|
| 1. | 69 | Lindell Wigginton, 2017-18 |
| 2. | 61 | Jake Sullivan, 2000-01 |
| 3. | 49 | Milan Momcilovic, 2023-24 |
| | 49 | Tyrese Haliburton, 2018-19 |
| | 49 | Talen Horton-Tucker, 2018-19 |

ISU FREE THROW % BY A FRESHMAN

| | | |
|-----------|-------------|----------------------------------|
| 1. | 87.9 | Jake Sullivan, 2000-01 |
| 2. | 84.7 | Monté Morris, 2013-14 |
| 3. | 81.3 | Milan Momcilovic, 2023-24 |
| 4. | 80.6 | Fred Hoiberg, 1991-92 |
| 5. | 79.2 | Julius Michalik, 1991-92 |

ISU STEALS BY A SOPHOMORE

| | | |
|-----------|-----------|------------------------------|
| 1. | 85 | Tamin Lipsey, 2023-24 |
| 2. | 72 | Curtis Stinson, 2004-05 |
| 3. | 64 | Monté Morris, 2014-15 |
| 4. | 62 | Jeff Grayer, 1985-86 |
| 5. | 61 | Jeff Hornacek, 1983-84 |

ISU SINGLE-SEASON 5+ STEAL GAMES

| | | |
|-----------|----------|---------------------------|
| 1. | 5 | Jamaal Tinsley, 2001 |
| | 5 | Jamaal Tinsley, 2000 |
| 3. | 4 | Ron Bayless, 1993 |
| | 4 | Jeff Hornacek, 1984 |
| 5. | 3 | Tamin Lipsey, 2024 |
| | 3 | Tyrese Hunter, 2022 |
| | 3 | Will Blalock, 2006 |
| | 3 | Justus Thigpen, 1993 |
| 9. | 2 | 12 Times |

Most Recently by Curtis Jones, 2024

ISU CAREER 5+ STEAL GAMES

| | | |
|-----------|----------|---------------------------|
| 1. | 10 | Jamaal Tinsley, 2000-01 |
| 2. | 6 | Jeff Hornacek, 1983-86 |
| 3. | 5 | Will Blalock, 2004-06 |
| | 5 | Ron Bayless, 1992-93 |
| | 5 | Justus Thigpen, 1990-93 |
| 6. | 4 | Tamin Lipsey, 2024 |
| | 4 | Curtis Stinson, 2004-06 |
| | 4 | Fred Hoiberg, 1992-95 |
| 9. | 3 | Tyrese Hunter, 2022 |
| | 3 | Doug Collins, 1990-91 |
| | 3 | Jeff Grayer, 1985-88 |
| - | 2 | Curtis Jones, 2024 |

ISU CAREER ASSISTS PER GAME

| | | |
|-----|-------------|----------------------------|
| 1. | 6.34 | Jamaal Tinsley, 2000-01 |
| 2. | 5.49 | Monté Morris, 2014-17 |
| 3. | 5.41 | Jeff Hornacek, 1983-86 |
| 4. | 5.07 | Doug Collins, 1990-91 |
| 5. | 4.98 | Will Blalock, 2004-06 |
| 6. | 4.96 | Gary Thompkins, 1985-88 |
| 7. | 4.82 | Terry Woods, 1987-90 |
| 8. | 4.77 | Diante Garrett, 2008-11 |
| 9. | 4.76 | Curtis Stinson, 2004-06 |
| 10. | 4.74 | Jacy Holloway, 1994-97 |
| - | 4.61 | Tamin Lipsey, 2023- |

ISU CAREER STEALS LIST

| | | |
|------------|------------|----------------------------|
| 1. | 225 | Monté Morris, 2014-17 |
| 2. | 211 | Jeff Hornacek, 1983-86 |
| 3. | 210 | Justus Thigpen, 1990-93 |
| 4. | 207 | Fred Hoiberg, 1992-95 |
| 5. | 200 | Curtis Stinson, 2004-06 |
| 6. | 199 | Jeff Grayer, 1985-88 |
| 7. | 177 | Will Blalock, 2004-06 |
| | 177 | Jamaal Tinsley, 2000-01 |
| 9. | 169 | Ron Harris, 1981-84 |
| 10. | 158 | Tamin Lipsey, 2023- |

ISU CAREER ASSISTS LIST

| | | |
|------------|------------|----------------------------|
| 1. | 768 | Monté Morris, 2014-17 |
| 2. | 665 | Jeff Hornacek, 1983-86 |
| 3. | 611 | Diante Garrett, 2008-11 |
| 4. | 600 | Gary Thompkins, 1985-88 |
| 5. | 592 | Jacy Holloway, 1994-97 |
| 6. | 564 | Terry Woods, 1987-90 |
| 7. | 464 | Will Blalock, 2004-06 |
| 8. | 448 | Curtis Stinson, 2004-06 |
| 9. | 431 | Jamaal Tinsley, 2000-01 |
| 10. | 421 | Georges Niang, 2013-16 |
| 11. | 374 | Justus Thigpen, 1990-93 |
| 12. | 350 | Fred Hoiberg, 1992-95 |
| 13. | 344 | Nick Weiler-Babb, 2017-19 |
| 14. | 308 | Julius Michalik, 1992-95 |
| 15. | 296 | Ron Bayless, 1992-93 |
| 16. | 295 | Tamin Lipsey, 2023- |

ISU CAREER STEALS PER GAME

| | | |
|-----------|-------------|----------------------------|
| 1. | 2.60 | Jamaal Tinsley, 2000-01 |
| 2. | 2.47 | Tamin Lipsey, 2023- |
| 3. | 2.12 | Curtis Stinson, 2004-06 |
| 4. | 1.90 | Will Blalock, 2004-06 |
| 5. | 1.894 | Tyrese Haliburton, 2019-20 |
| 6. | 1.892 | Ron Bayless, 1992-93 |
| 7. | 1.72 | Jeff Hornacek, 1983-86 |
| 8. | 1.69 | Justus Thigpen, 1990-93 |
| 9. | 1.64 | Fred Hoiberg, 1992-95 |
| 10. | 1.63 | Monté Morris, 2014-17 |

ISU SINGLE-SEASON STEALS

| | | |
|-----------|-----------|---------------------------|
| 1. | 98 | Jamaal Tinsley, 2000 |
| 2. | 85 | Tamin Lipsey, 2024 |
| 3. | 79 | Jamaal Tinsley, 2001 |
| 4. | 73 | Tamin Lipsey, 2023 |
| | 73 | Curtis Stinson, 2006 |
| 6. | 72 | Curtis Stinson, 2005 |
| | 72 | Justus Thigpen, 1993 |
| 8. | 71 | Tyrese Hunter, 2022 |
| 9. | 65 | Will Blalock, 2006 |
| | 65 | Fred Hoiberg, 1992 |
| | 65 | Jeff Hornacek, 1985 |

ISU SINGLE-SEASON STEALS PER GAME

| | | |
|-----------|-------------|---------------------------|
| 1. | 2.74 | Tamin Lipsey, 2024 |
| 2. | 2.65 | Jamaal Tinsley, 2000 |
| 3. | 2.55 | Jamaal Tinsley, 2001 |
| 4. | 2.45 | Tyrese Haliburton, 2020 |
| 5. | 2.43 | Curtis Stinson, 2006 |
| 6. | 2.32 | Justus Thigpen, 1993 |
| | 2.32 | Curtis Stinson, 2005 |
| 8. | 2.21 | Tamin Lipsey, 2023 |
| 9. | 2.16 | Will Blalock, 2006 |
| 10. | 2.10 | Jeff Hornacek, 1984 |

2023-24 BOX SCORES



Official Basketball Box Score - Final
Green Bay at Iowa State
 11/09/23 James H. Hilton Coliseum, Ames, Iowa
 2023-24 Men's Basketball

Game Time: 7:02 PM
 Game Duration: 1:50
 Attendance: 13,327



Official Basketball Box Score - Final
Lindenwood at Iowa State
 11/09/23 James H. Hilton Coliseum, Ames, Iowa
 2023-24 Men's Basketball

Game Time: 7:01 PM
 Game Duration: 2:06
 Attendance: 13,327

Green Bay - 44 Record: 0-1

| NO. Name | Min | FG | | | 3P | | | FT | | | Rebounds | | | Fouls | | TP | AS | TO | ST | Blocks | | +/- |
|----------------------|---------|-------|------|-------|-----|-----|-----|-----|-----|-----|----------|----|-----|-------|-----|-----|----|----|----|--------|----|-----|
| | | M/A | M/A | M/A | M/A | M/A | M/A | M/A | M/A | M/A | OR | DR | TOT | PF | FD | | | | | BS | BA | |
| 1 Elijah Jones | 28:27 | 1-2 | 1-1 | 0-0 | 1 | 4 | 5 | 2 | 3 | 3 | 0 | 3 | 0 | 0 | 1 | -42 | | | | | | |
| 13 Marcus Hall | F 30:51 | 2-5 | 0-3 | 3-4 | 2 | 5 | 7 | 3 | 3 | 7 | 0 | 4 | 0 | 1 | 0 | -40 | | | | | | |
| 34 Rich Byrre | F 30:27 | 2-10 | 1-9 | 0-0 | 0 | 1 | 1 | 0 | 5 | 0 | 0 | 0 | 0 | 0 | -36 | | | | | | | |
| 15 David Douglas Jr. | G 33:39 | 1-7 | 1-6 | 0-0 | 0 | 1 | 1 | 4 | 1 | 3 | 3 | 1 | 1 | 1 | 0 | -28 | | | | | | |
| 21 Noah Reynolds | G 33:25 | 4-12 | 2-7 | 4-5 | 0 | 5 | 2 | 3 | 14 | 3 | 5 | 0 | 1 | 1 | -35 | | | | | | | |
| 0 Foster Wonders | 22:48 | 3-8 | 3-6 | 2-2 | 1 | 0 | 1 | 2 | 11 | 0 | 1 | 0 | 0 | 0 | -10 | | | | | | | |
| 5 Amari Jenkins | 07:40 | 0-0 | 0-0 | 1-3 | 0 | 2 | 1 | 4 | 1 | 0 | 0 | 1 | 1 | 0 | -6 | | | | | | | |
| 32 Ryan Wade | 10:50 | 0-2 | 0-1 | 0-0 | 0 | 1 | 1 | 2 | 0 | 0 | 1 | 0 | 1 | 0 | -9 | | | | | | | |
| 22 Jacob Antchak | 01:52 | 0-0 | 0-0 | 0-0 | 0 | 1 | 1 | 0 | 0 | 0 | 0 | 0 | 0 | 0 | -1 | | | | | | | |
| Team | | | | | 2 | 3 | 5 | 0 | 0 | 0 | 0 | 0 | 0 | 0 | | | | | | | | |
| Totals | | 13-46 | 8-33 | 10-14 | 6 | 23 | 29 | 18 | 15 | 44 | 7 | 16 | 2 | 5 | 2 | -41 | | | | | | |

Record: 0-2

| NO. Name | Min | FG | | | 3P | | | FT | | | Rebounds | | | Fouls | | TP | AS | TO | ST | Blocks | | +/- |
|-----------------------|---------|-------|------|-------|-----|-----|-----|-----|-----|-----|----------|----|-----|-------|-----|-----|----|----|----|--------|----|-----|
| | | M/A | M/A | M/A | M/A | M/A | M/A | M/A | M/A | M/A | OR | DR | TOT | PF | FD | | | | | BS | BA | |
| 5 Jaylon McDaniel | F 16:56 | 0-1 | 0-0 | 0-0 | 0 | 1 | 1 | 5 | 0 | 0 | 0 | 1 | 0 | 0 | 0 | -20 | | | | | | |
| 13 Keith Haymon | F 22:51 | 1-8 | 1-7 | 0-0 | 0 | 1 | 1 | 0 | 3 | 0 | 0 | 4 | 0 | 0 | -31 | | | | | | | |
| 24 Keenon Cole | F 29:40 | 5-12 | 2-6 | 8-9 | 0 | 3 | 3 | 1 | 7 | 20 | 0 | 0 | 0 | 1 | -39 | | | | | | | |
| 15 Nathan Johnson Jr. | G 18:38 | 0-4 | 0-1 | 0-1 | 1 | 4 | 5 | 1 | 1 | 0 | 2 | 5 | 0 | 0 | -29 | | | | | | | |
| 25 Darius Beane | G 26:34 | 1-7 | 0-2 | 0-0 | 0 | 3 | 3 | 4 | 3 | 2 | 2 | 0 | 0 | 0 | -41 | | | | | | | |
| 22 Isaac Ondekane | 08:23 | 0-0 | 0-0 | 1-2 | 0 | 1 | 1 | 2 | 1 | 1 | 0 | 1 | 0 | 0 | -11 | | | | | | | |
| 0 David Ware | 16:01 | 0-0 | 0-0 | 2-2 | 0 | 3 | 3 | 0 | 1 | 2 | 1 | 1 | 0 | 0 | -32 | | | | | | | |
| 1 Colin Ruffin | 25:16 | 1-4 | 0-1 | 0-0 | 2 | 2 | 4 | 2 | 1 | 2 | 3 | 4 | 3 | 1 | -20 | | | | | | | |
| 3 Tommie Williams | 12:31 | 0-0 | 0-0 | 1-2 | 0 | 1 | 1 | 2 | 1 | 2 | 3 | 4 | 0 | 0 | -22 | | | | | | | |
| 23 Jeremiah Talton | 16:47 | 4-8 | 3-5 | 2-4 | 0 | 0 | 0 | 0 | 1 | 2 | 13 | 0 | 2 | 0 | -26 | | | | | | | |
| 11 Amro Hailon | 04:52 | 1-2 | 1-2 | 0-0 | 0 | 1 | 1 | 0 | 3 | 0 | 0 | 0 | 0 | 0 | -2 | | | | | | | |
| 10 RJ Horry | 01:33 | 0-0 | 0-0 | 0-0 | 0 | 0 | 0 | 0 | 0 | 0 | 0 | 0 | 0 | 0 | -2 | | | | | | | |
| Team | | | | | 3 | 1 | 4 | 0 | 0 | 0 | 0 | 0 | 0 | 0 | | | | | | | | |
| Totals | | 13-46 | 7-24 | 14-20 | 6 | 21 | 27 | 19 | 19 | 47 | 7 | 22 | 5 | 1 | 5 | -55 | | | | | | |

Iowa State - 85 Record: 1-0

| NO. Name | Min | FG | | | 3P | | | FT | | | Rebounds | | | Fouls | | TP | AS | TO | ST | Blocks | | +/- |
|----------------------|---------|-------|------|-------|-----|-----|-----|-----|-----|-----|----------|----|-----|-------|----|----|----|----|----|--------|----|-----|
| | | M/A | M/A | M/A | M/A | M/A | M/A | M/A | M/A | M/A | OR | DR | TOT | PF | FD | | | | | BS | BA | |
| 0 Tre King | F 22:11 | 5-9 | 0-1 | 3-4 | 4 | 4 | 8 | 2 | 3 | 13 | 1 | 0 | 0 | 0 | 1 | 33 | | | | | | |
| 22 Milan Momcilovic | F 28:17 | 6-9 | 6-7 | 0-0 | 0 | 7 | 7 | 0 | 1 | 18 | 1 | 0 | 0 | 1 | 0 | 44 | | | | | | |
| 24 Hason Ward | F 20:54 | 0-1 | 0-0 | 0-0 | 0 | 2 | 2 | 0 | 0 | 1 | 0 | 1 | 0 | 1 | 0 | 27 | | | | | | |
| 3 Tamin Lipsey | G 26:17 | 4-8 | 2-2 | 2-2 | 3 | 5 | 8 | 1 | 11 | 12 | 7 | 1 | 2 | 0 | 1 | 44 | | | | | | |
| 10 Keshon Gilbert | G 26:57 | 6-13 | 0-1 | 5-6 | 0 | 3 | 3 | 1 | 4 | 17 | 2 | 0 | 2 | 0 | 40 | | | | | | | |
| 5 Curtis Jones | 20:29 | 2-9 | 0-5 | 0-1 | 0 | 2 | 2 | 2 | 4 | 1 | 0 | 2 | 0 | 0 | 19 | | | | | | | |
| 12 Robert Jones | 14:42 | 4-4 | 0-0 | 0-3 | 2 | 5 | 0 | 3 | 8 | 2 | 0 | 0 | 0 | 0 | 6 | | | | | | | |
| 33 Omaha Biliew | 13:49 | 1-3 | 0-2 | 2-2 | 1 | 1 | 0 | 1 | 5 | 1 | 4 | 1 | 1 | 0 | 0 | 1 | | | | | | |
| 4 Demarion Watson | 11:36 | 2-3 | 0-0 | 1-2 | 1 | 0 | 1 | 0 | 2 | 5 | 0 | 0 | 0 | 0 | -1 | | | | | | | |
| 1 Jackson Paveletzke | 06:30 | 1-4 | 0-0 | 0-0 | 0 | 1 | 1 | 0 | 0 | 2 | 0 | 1 | 0 | 0 | -3 | | | | | | | |
| 11 Kayden Fish | 04:24 | 0-1 | 0-0 | 2-2 | 1 | 3 | 2 | 1 | 2 | 0 | 0 | 0 | 0 | 0 | -2 | | | | | | | |
| 13 Cade Kelderman | 02:15 | 0-1 | 0-0 | 0-0 | 0 | 0 | 0 | 0 | 0 | 0 | 0 | 0 | 0 | 0 | -2 | | | | | | | |
| 23 Conrad Hawley | 01:39 | 0-1 | 0-0 | 0-0 | 0 | 0 | 1 | 0 | 0 | 0 | 0 | 0 | 0 | 0 | -1 | | | | | | | |
| Team | | | | | 0 | 1 | 1 | 0 | 0 | 0 | 0 | 0 | 0 | 0 | | | | | | | | |
| Totals | | 31-66 | 8-18 | 15-22 | 15 | 29 | 44 | 15 | 18 | 85 | 16 | 4 | 10 | 2 | 5 | 41 | | | | | | |

Record: 2-0

| NO. Name | Min | FG | | | 3P | | | FT | | | Rebounds | | | Fouls | | TP | AS | TO | ST | Blocks | | +/- |
|----------------------|---------|-------|------|-------|-----|-----|-----|-----|-----|-----|----------|----|-----|-------|----|----|----|----|----|--------|----|-----|
| | | M/A | M/A | M/A | M/A | M/A | M/A | M/A | M/A | M/A | OR | DR | TOT | PF | FD | | | | | BS | BA | |
| 0 Tre King | F 22:21 | 3-4 | 0-1 | 0-0 | 3 | 4 | 7 | 3 | 0 | 6 | 4 | 1 | 4 | 0 | 42 | | | | | | | |
| 22 Milan Momcilovic | F 27:42 | 7-12 | 3-7 | 0-0 | 0 | 4 | 4 | 1 | 17 | 1 | 2 | 0 | 0 | 0 | 37 | | | | | | | |
| 24 Hason Ward | F 14:38 | 3-3 | 0-0 | 0-1 | 2 | 4 | 6 | 4 | 2 | 6 | 1 | 0 | 2 | 0 | 11 | | | | | | | |
| 3 Tamin Lipsey | G 22:56 | 8-11 | 1-2 | 4-5 | 0 | 3 | 3 | 0 | 6 | 21 | 7 | 1 | 2 | 0 | 44 | | | | | | | |
| 10 Keshon Gilbert | G 27:21 | 4-8 | 1-1 | 3-4 | 0 | 2 | 2 | 3 | 12 | 3 | 0 | 2 | 0 | 1 | 40 | | | | | | | |
| 5 Curtis Jones | 24:25 | 3-12 | 1-6 | 2-2 | 1 | 4 | 5 | 1 | 9 | 4 | 1 | 5 | 0 | 0 | 37 | | | | | | | |
| 12 Robert Jones | 15:59 | 4-5 | 0-0 | 4-4 | 1 | 3 | 4 | 1 | 3 | 12 | 1 | 0 | 1 | 0 | 27 | | | | | | | |
| 33 Omaha Biliew | 17:03 | 2-4 | 0-0 | 2-2 | 0 | 2 | 4 | 1 | 6 | 2 | 1 | 1 | 0 | 0 | 12 | | | | | | | |
| 4 Demarion Watson | 11:48 | 1-1 | 0-0 | 1-2 | 0 | 0 | 0 | 1 | 1 | 3 | 0 | 0 | 0 | 0 | 14 | | | | | | | |
| 1 Jackson Paveletzke | 07:36 | 2-6 | 1-3 | 1-1 | 0 | 1 | 1 | 0 | 6 | 1 | 1 | 0 | 0 | 0 | 11 | | | | | | | |
| 11 Kayden Fish | 05:06 | 2-2 | 0-0 | 0-0 | 1 | 0 | 1 | 2 | 4 | 0 | 0 | 0 | 0 | 0 | 6 | | | | | | | |
| 13 Cade Kelderman | 01:33 | 0-0 | 0-0 | 0-0 | 0 | 1 | 1 | 0 | 0 | 0 | 0 | 0 | 0 | 0 | 0 | | | | | | | |
| 23 Conrad Hawley | 01:33 | 0-0 | 0-0 | 0-0 | 0 | 1 | 0 | 0 | 0 | 1 | 0 | 0 | 0 | 0 | 2 | | | | | | | |
| Team | | | | | 1 | 3 | 4 | 0 | 0 | 0 | 0 | 0 | 0 | 0 | | | | | | | | |
| Totals | | 39-66 | 7-20 | 17-21 | 10 | 31 | 41 | 19 | 19 | 102 | 25 | 8 | 19 | 5 | 1 | 55 | | | | | | |

Technical Fouls: NONE

| Biggest lead | GB | ISU | Points from Turnovers | GB | ISU | Period by Period Scoring | | |
|---------------------------|--------------------------|---------------------------|-----------------------|----|-----|--------------------------|-----|-----|
| | | | | | | 1st | 2nd | TOT |
| 0 (1 st 20:00) | 46 | (2 nd 6:04) | 4 | 27 | 18 | 26 | 44 | |
| Best Scoring Run | 5 (2 nd 9:07) | 10 (1 st 5:40) | 8 | 42 | ISU | 49 | 36 | 85 |
| Lead Changes | 0 | 0 | 2 | 21 | | | | |
| Times Tied | 0 | 0 | 1 | 16 | | | | |
| Time with Lead | 00:00 | 39:31 | Bench | 12 | 25 | | | |

Game Notes: Fouled Out: ISU #33 Biliew (0-45:9) *

Technical Fouls: King 2nd 17:04

| Biggest lead | LIN | ISU | Points from Turnovers | LIN | ISU | Period by Period Scoring | | |
|---------------------------|--------------------------|----------------------------|-----------------------|-----|-----|--------------------------|-----|-----|
| | | | | | | 1st | 2nd | TOT |
| 0 (1 st 20:00) | 56 | (2 nd 2:02) | 12 | 35 | 46 | 56 | 102 | |
| Best Scoring Run | 7 (2 nd 5:45) | 18 (2 nd 19:21) | 8 | 52 | ISU | 46 | 56 | 102 |
| Lead Changes | 0 | 0 | 2 | 20 | | | | |
| Times Tied | 0 | 0 | 7 | 20 | | | | |
| Time with Lead | 00:00 | 39:39 | Bench | 22 | 40 | | | |

Game Notes: Fouled Out: GRA #24 Lewis (2:55) *



Official Basketball Box Score - Final
Idaho State at Iowa State
 11/12/23 James H. Hilton Coliseum, Ames, Iowa
 2023-24 Men's Basketball

Game Time: 12:02 PM
 Game Duration: 2:02
 Attendance: 13,529



2023-24 BOX SCORES



Official Basketball Box Score - Final
Iowa St. at VCU
 11/24/23 State Farm Field House, Lake Buena Vista, Fla.
 2023-24 Men's Basketball

Game Time: 4:30 PM
 Game Duration: 2:11
 Attendance: 2,458

Officials: Byron Jarrett, AJ DeSai, Shane Staggs

| NO. Name | Min | FG | 3P | FT | Rebounds | Fouls | TP | AS | TO | ST | Blocks | +/- | Shooting By Period | | |
|----------------------|--------------|-------------|--------------|-----------|-----------|-----------|-----------|-----------|-----------|-----------|----------|----------|--------------------|----------|----------|
| | | | | | | | | | | | | | 1st | 2nd | |
| 0 Tre King | 29:52 | 2-4 | 0-0 | 2-2 | 1 | 3 | 2 | 3 | 4 | 0 | 3 | 2 | 0 | 1 | -1 |
| 12 Robert Jones | 30:59 | 6-7 | 0-0 | 0-2 | 4 | 1 | 5 | 1 | 1 | 12 | 1 | 1 | 1 | 0 | 9 |
| 22 Milan Momcilovic | 27:05 | 2-9 | 0-4 | 0-0 | 0 | 0 | 0 | 1 | 0 | 4 | 0 | 0 | 0 | 0 | 3 |
| 3 Tamin Lipsy | 38:14 | 8-16 | 2-5 | 4-4 | 1 | 6 | 7 | 3 | 6 | 22 | 4 | 1 | 3 | 0 | 0 |
| 10 Keshon Gilbert | 29:43 | 5-12 | 0-1 | 12-15 | 4 | 6 | 10 | 3 | 8 | 22 | 2 | 2 | 1 | 0 | 1 |
| 5 Curtis Jones | 27:40 | 1-9 | 0-3 | 2-4 | 1 | 2 | 3 | 3 | 4 | 4 | 0 | 0 | 0 | 0 | 3 |
| 33 Omaha Biliew | 10:12 | 0-1 | 0-0 | 0-0 | 1 | 1 | 2 | 1 | 0 | 0 | 0 | 0 | 0 | 0 | -7 |
| 1 Jackson Paveletzke | 05:26 | 0-1 | 0-0 | 0-0 | 0 | 1 | 1 | 0 | 0 | 0 | 0 | 0 | 0 | 0 | -7 |
| 4 Demarion Watson | 00:49 | 0-0 | 0-0 | 0-0 | 0 | 0 | 0 | 0 | 0 | 0 | 0 | 0 | 0 | 0 | 3 |
| Team | | | | | 4 | 3 | 7 | | | 0 | | | | | |
| Totals | 24:59 | 2-13 | 18-30 | 17 | 21 | 38 | 14 | 22 | 68 | 11 | 7 | 7 | 1 | 5 | 4 |

Technical Fouls: NONE

| NO. Name | Min | FG | 3P | FT | Rebounds | Fouls | TP | AS | TO | ST | Blocks | +/- | Shooting By Period | | |
|------------------------|--------------|--------------|--------------|----------|-----------|-----------|-----------|-----------|-----------|-----------|-----------|----------|--------------------|----------|-----------|
| | | | | | | | | | | | | | 1st | 2nd | |
| 8 Michael Belle | 28:49 | 4-6 | 2-2 | 4-4 | 1 | 2 | 3 | 1 | 2 | 14 | 2 | 3 | 0 | 1 | 0 |
| 13 Kuany Kuany | 15:41 | 0-2 | 0-2 | 2-2 | 0 | 2 | 2 | 4 | 2 | 2 | 0 | 1 | 0 | 0 | 15 |
| 21 Christian Ferrin | 37:10 | 5-5 | 0-0 | 2-4 | 2 | 2 | 2 | 5 | 2 | 12 | 1 | 4 | 1 | 3 | 0 |
| 2 Zeb Jackson | 34:23 | 4-12 | 2-7 | 0-0 | 0 | 5 | 3 | 0 | 10 | 0 | 3 | 1 | 0 | 0 | -6 |
| 11 Max Shulga | 36:51 | 4-9 | 4-7 | 5-6 | 0 | 3 | 4 | 5 | 17 | 8 | 2 | 1 | 0 | 1 | -4 |
| 10 Tobu Lawal | 26:43 | 1-3 | 0-0 | 1-2 | 0 | 3 | 3 | 1 | 2 | 3 | 0 | 1 | 0 | 0 | -17 |
| 1 Jason Nelson | 17:03 | 2-6 | 2-4 | 0-0 | 0 | 2 | 2 | 4 | 1 | 6 | 0 | 1 | 0 | 0 | 4 |
| 5 Alphonzo Billups III | 03:20 | 0-1 | 0-1 | 0-0 | 0 | 0 | 0 | 0 | 0 | 0 | 0 | 0 | 0 | 0 | 2 |
| Team | | | | | 2 | 7 | 9 | | | 0 | | | | | |
| Totals | 20:44 | 10-23 | 14-18 | 5 | 24 | 29 | 22 | 14 | 64 | 11 | 16 | 3 | 5 | 1 | -4 |

Technical Fouls: NONE

| ISU | VCU | Points from Turnovers | ISU | VCU | Period by Period Scoring | | |
|------------------|---------------------------|---------------------------|-----|-----|--------------------------|-----|-----|
| | | | | | 1st | 2nd | TOT |
| Biggest lead | 4 (1 st 14:07) | 15 (1 st 2:53) | 11 | 4 | | | |
| Best Scoring Run | 9 (1 st 14:07) | 14 (1 st 5:04) | 42 | 18 | | | |
| Lead Changes | 5 | | 9 | 9 | | | |
| Times Tied | 3 | | 7 | 5 | | | |
| Time with Lead | 03:50 | 35:08 | 4 | 9 | | | |



Official Basketball Box Score - Final
Iowa St. at Virginia Tech
 11/24/23 State Farm Field House, Lake Buena Vista, Fla.
 2023-24 Men's Basketball

Game Time: 4:30 PM
 Game Duration: 2:01
 Attendance: 2,379

Officials: Rick Crawford, Don Daly, Courtney Green

| NO. Name | Min | FG | 3P | FT | Rebounds | Fouls | TP | AS | TO | ST | Blocks | +/- | Shooting By Period | | |
|----------------------|--------------|-------------|--------------|----------|-----------|-----------|-----------|-----------|-----------|-----------|-----------|----------|--------------------|----------|-----------|
| | | | | | | | | | | | | | 1st | 2nd | |
| 0 Tre King | 24:32 | 3-6 | 0-1 | 4-4 | 1 | 6 | 7 | 4 | 3 | 10 | 1 | 2 | 1 | 0 | -9 |
| 12 Robert Jones | 23:14 | 2-3 | 0-0 | 1-2 | 3 | 4 | 7 | 1 | 1 | 5 | 0 | 1 | 0 | 1 | 0 |
| 22 Milan Momcilovic | 35:19 | 7-10 | 3-5 | 4-5 | 1 | 2 | 4 | 4 | 21 | 0 | 2 | 2 | 0 | 0 | -4 |
| 3 Tamin Lipsy | 35:27 | 6-13 | 1-3 | 5-8 | 3 | 2 | 5 | 2 | 6 | 18 | 4 | 5 | 3 | 0 | -12 |
| 10 Keshon Gilbert | 30:31 | 1-6 | 0-4 | 1-6 | 0 | 3 | 3 | 4 | 3 | 4 | 2 | 2 | 0 | 0 | -4 |
| 5 Curtis Jones | 25:49 | 1-8 | 1-7 | 0-0 | 0 | 2 | 2 | 2 | 0 | 3 | 2 | 0 | 1 | 0 | -11 |
| 33 Omaha Biliew | 04:22 | 0-0 | 0-0 | 0-0 | 0 | 1 | 1 | 1 | 0 | 0 | 0 | 1 | 0 | 0 | -4 |
| 4 Demarion Watson | 07:29 | 0-0 | 0-0 | 0-0 | 0 | 1 | 1 | 1 | 0 | 0 | 0 | 0 | 0 | 0 | -5 |
| 1 Jackson Paveletzke | 13:18 | 1-4 | 0-1 | 0-1 | 0 | 1 | 1 | 1 | 1 | 2 | 1 | 0 | 0 | 0 | 3 |
| Team | | | | | 1 | 0 | 1 | | | 0 | | | | | |
| Totals | 21:50 | 5-21 | 15-26 | 9 | 21 | 30 | 19 | 18 | 62 | 12 | 13 | 9 | 1 | 1 | -9 |

Technical Fouls: NONE

| NO. Name | Min | FG | 3P | FT | Rebounds | Fouls | TP | AS | TO | ST | Blocks | +/- | Shooting By Period | | |
|------------------------|--------------|--------------|--------------|----------|-----------|-----------|-----------|-----------|-----------|-----------|-----------|----------|--------------------|----------|----------|
| | | | | | | | | | | | | | 1st | 2nd | |
| 31 Robbie Beran | 15:54 | 1-4 | 0-2 | 2-2 | 1 | 2 | 4 | 2 | 4 | 0 | 0 | 0 | 0 | 0 | 0 |
| 15 Lynn Kidd | 28:32 | 5-6 | 0-0 | 3-3 | 1 | 3 | 4 | 2 | 4 | 2 | 3 | 1 | 0 | 0 | 3 |
| 0 Hunter Cattoor | 25:42 | 4-9 | 3-7 | 7-8 | 0 | 3 | 3 | 5 | 3 | 18 | 1 | 1 | 0 | 0 | 5 |
| 2 MJ Collins | 27:46 | 1-8 | 0-3 | 2-2 | 1 | 4 | 5 | 1 | 1 | 4 | 3 | 2 | 4 | 0 | 9 |
| 3 Sean Pedulla | 32:56 | 5-9 | 5-7 | 2-2 | 0 | 4 | 4 | 2 | 5 | 17 | 6 | 5 | 1 | 0 | 14 |
| 4 Mekhi Long | 23:59 | 1-4 | 0-2 | 2-2 | 1 | 7 | 8 | 2 | 1 | 4 | 1 | 2 | 0 | 0 | 9 |
| 34 Mylajael Poteat | 10:57 | 0-1 | 0-0 | 1-2 | 2 | 0 | 2 | 0 | 1 | 1 | 1 | 0 | 0 | 1 | 6 |
| 23 Tyler Nickel | 27:10 | 3-7 | 3-6 | 1-2 | 2 | 1 | 3 | 1 | 2 | 10 | 1 | 2 | 0 | 0 | 4 |
| 10 Brandon Rechsteiner | 07:04 | 0-1 | 0-1 | 0-0 | 0 | 0 | 0 | 1 | 0 | 0 | 1 | 0 | 0 | 0 | -5 |
| Team | | | | | 0 | 4 | 4 | | | 0 | | | | | |
| Totals | 20:49 | 11-28 | 20-23 | 8 | 27 | 35 | 18 | 19 | 71 | 16 | 15 | 7 | 1 | 1 | 9 |

Technical Fouls: NONE

| ISU | VAT | Points from Turnovers | ISU | VAT | Period by Period Scoring | | |
|------------------|---------------------------|---------------------------|-----|-----|--------------------------|-----|-----|
| | | | | | 1st | 2nd | TOT |
| Biggest lead | 3 (1 st 18:05) | 12 (1 st 0:10) | 12 | 7 | | | |
| Best Scoring Run | 9 (2 nd 6:44) | 9 (1 st 2:27) | 26 | 16 | | | |
| Lead Changes | 8 | | 8 | 10 | | | |
| Times Tied | 7 | | 8 | 5 | | | |
| Time with Lead | 05:19 | 29:08 | 5 | 15 | | | |



Official Basketball Box Score - Final
Texas A&M at Iowa St.
 11/26/23 State Farm Field House, Lake Buena Vista, Fla.
 2023-24 Men's Basketball

Game Time: 8:30 PM
 Game Duration: 2:27
 Attendance: 1,964

Officials: Don Daly, Tyler Kump, Shane Staggs

| NO. Name | Min | FG | 3P | FT | Rebounds | Fouls | TP | AS | TO | ST | Blocks | +/- | Shooting By Period | | |
|-----------------------|--------------|-------------|--------------|-----------|-----------|-----------|-----------|-----------|-----------|-----------|-----------|-----------|--------------------|----------|----------|
| | | | | | | | | | | | | | 1st | 2nd | |
| 10 Wildens Neveque | 22:24 | 3-4 | 0-0 | 0-0 | 2 | 5 | 7 | 3 | 0 | 6 | 0 | 0 | 2 | 0 | 4 |
| 13 Solomon Washington | 30:05 | 6-9 | 3-4 | 3-5 | 1 | 5 | 6 | 3 | 4 | 18 | 1 | 1 | 1 | 0 | 1 |
| 0 Jace Carter | 30:11 | 2-8 | 0-3 | 5-6 | 5 | 3 | 8 | 2 | 3 | 9 | 1 | 0 | 0 | 1 | 4 |
| 2 Hayden Hefner | 23:56 | 3-9 | 2-5 | 1-4 | 2 | 4 | 6 | 3 | 3 | 9 | 0 | 0 | 2 | 0 | -7 |
| 4 Wade Taylor IV | 34:50 | 5-15 | 0-6 | 4-4 | 0 | 2 | 2 | 4 | 3 | 14 | 4 | 8 | 3 | 0 | 7 |
| 11 Andersson Garcia | 28:47 | 4-4 | 0-0 | 1-3 | 3 | 6 | 2 | 4 | 9 | 2 | 1 | 4 | 0 | 0 | -7 |
| 35 Manny Obaseki | 15:54 | 1-7 | 0-2 | 0-0 | 1 | 2 | 3 | 4 | 1 | 2 | 1 | 3 | 1 | 0 | 2 |
| 3 Bryce Lindsay | 02:14 | 0-0 | 0-0 | 0-0 | 0 | 0 | 0 | 0 | 0 | 0 | 0 | 0 | 0 | 0 | -1 |
| 5 Eli Lawrence | 11:39 | 2-8 | 1-4 | 1-2 | 0 | 3 | 3 | 0 | 2 | 6 | 1 | 0 | 0 | 1 | 11 |
| Team | | | | | 1 | 0 | 1 | | | 0 | | | | | |
| Totals | 26:64 | 6-24 | 15-25 | 15 | 27 | 42 | 21 | 20 | 73 | 10 | 13 | 11 | 3 | 2 | 4 |

Technical Fouls: NONE

| NO. Name | Min | FG | 3P | FT | Rebounds | Fouls | TP | AS | TO | ST | Blocks | +/- | Shooting By Period | | |
|----------------------|--------------|-------------|--------------|-----------|-----------|-----------|-----------|-----------|-----------|-----------|-----------|----------|--------------------|----------|-----------|
| | | | | | | | | | | | | | 1st | 2nd | |
| 0 Tre King | 18:37 | 0-2 | 0-0 | 2-2 | 1 | 3 | 4 | 2 | 2 | 1 | 3 | 0 | 0 | 0 | 2 |
| 12 Robert Jones | 30:52 | 3-5 | 0-0 | 3-4 | 3 | 5 | 8 | 3 | 5 | 9 | 0 | 0 | 2 | 1 | 0 |
| 22 Milan Momcilovic | 33:25 | 5-14 | 4-13 | 1-2 | 0 | 1 | 1 | 1 | 15 | 0 | 1 | 0 | 1 | 0 | 2 |
| 3 Tamin Lipsy | 34:01 | 3-11 | 0-4 | 4-8 | 5 | 9 | 14 | 5 | 10 | 4 | 2 | 3 | 0 | 1 | -3 |
| 10 Keshon Gilbert | 32:45 | 4-11 | 2-4 | 4-4 | 0 | 2 | 2 | 1 | 4 | 14 | 7 | 6 | 3 | 0 | 2 |
| 5 Curtis Jones | 21:21 | 5-13 | 2-9 | 0-0 | 3 | 2 | 2 | 0 | 12 | 1 | 3 | 0 | 0 | 0 | 1 |
| 33 Omaha Biliew | 05:55 | 0-0 | 0-0 | 0-0 | 1 | 1 | 2 | 0 | 0 | 0 | 0 | 1 | 0 | 0 | 5 |
| 1 Jackson Paveletzke | 22:39 | 1-5 | 1-4 | 4-7 | 0 | 2 | 2 | 3 | 4 | 7 | 1 | 1 | 0 | 0 | -6 |
| 4 Demarion Watson | 00:17 | 0-0 | 0-0 | 0-0 | 0 | 0 | 0 | 1 | 0 | 0 | 0 | 0 | 0 | 0 | -3 |
| Team | | | | | 4 | 2 | 6 | | | 0 | | | | | |
| Totals | 21:61 | 9-34 | 18-27 | 17 | 27 | 44 | 20 | 21 | 69 | 14 | 16 | 9 | 2 | 3 | -4 |

Technical Fouls: NONE

2023-24 BOX SCORES



Official Basketball Box Score - Final
Iowa at Iowa State
 12/07/23 James H. Hilton Coliseum, Ames, Iowa
 2023-24 Men's Basketball

Game Time: 6:32 PM
 Game Duration: 1:59
 Attendance: 14,267



Official Basketball Box Score - Final
Prairie View A&M at Iowa State
 12/10/23 James H. Hilton Coliseum, Ames, Iowa
 2023-24 Men's Basketball

Game Time: 12:01 PM
 Game Duration: 2:06
 Attendance: 13,570

Officials: Keith Kinble, Paul Szelez, Bret Smith

Officials: Gary Maxwell, Kelly Self, Blake Harris

| Iowa - 65 | | Record: 5-4 | | | | | | | | | | | | |
|----------------------|-------|-------------|------|-------|-----------|-------|----|----|----|----|--------|----|----|-----|
| NO. Name | Min | FG | 3P | FT | Rebounds | Fouls | TP | AS | TO | ST | Blocks | BS | BA | +/- |
| | | M/A | M/A | M/A | OR DR TOT | PF | | | | | BS | BA | | |
| 22 Patrick McCaffery | F | 16:50 | 0-3 | 0-2 | 0-0 | 1 | 1 | 0 | 0 | 0 | 0 | 0 | 0 | 0 |
| 23 Ben Krikke | F | 27:47 | 4-8 | 0-1 | 0 | 2 | 3 | 1 | 0 | 8 | 0 | 1 | 0 | 0 |
| 4 Josh Dix | G | 11:52 | 2-3 | 1-2 | 0 | 0 | 0 | 0 | 2 | 5 | 2 | 2 | 1 | 0 |
| 11 Tony Perkins | G | 22:14 | 2-7 | 1-2 | 0 | 1 | 1 | 3 | 1 | 6 | 2 | 3 | 1 | 0 |
| 20 Payton Sandfort | G | 31:20 | 4-9 | 4-9 | 2-3 | 1 | 5 | 6 | 3 | 14 | 3 | 2 | 2 | 0 |
| 5 Dawson Bowen | 20:46 | 3-8 | 0-1 | 7-7 | 1 | 1 | 2 | 4 | 4 | 13 | 4 | 1 | 1 | 0 |
| 32 Owen Freeman | 19:02 | 5-6 | 0-0 | 1-2 | 4 | 2 | 6 | 3 | 1 | 11 | 0 | 4 | 1 | 3 |
| 2 Brock Harding | 22:37 | 1-6 | 1-4 | 2-2 | 0 | 2 | 2 | 4 | 2 | 5 | 3 | 2 | 0 | 1 |
| 13 Ladi Dembele | 13:29 | 0-3 | 0-2 | 0-0 | 1 | 1 | 0 | 2 | 0 | 0 | 0 | 1 | 0 | 1 |
| 24 Pryce Sandfort | 08:40 | 1-4 | 1-3 | 0-0 | 1 | 1 | 0 | 0 | 3 | 0 | 2 | 0 | 0 | 0 |
| 0 Even Brauns | 05:23 | 0-0 | 0-0 | 0 | 1 | 3 | 1 | 0 | 0 | 0 | 1 | 0 | 0 | 0 |
| Totals | | 22:57 | 8-26 | 13-16 | 10 | 23 | 33 | 21 | 13 | 65 | 14 | 19 | 9 | 3 |

Technical Fouls: NONE

| Iowa State - 90 | | Record: 7-2 | | | | | | | | | | | | |
|----------------------|-------|-------------|------|-------|-----------|-------|----|----|----|----|--------|----|----|-----|
| NO. Name | Min | FG | 3P | FT | Rebounds | Fouls | TP | AS | TO | ST | Blocks | BS | BA | +/- |
| | | M/A | M/A | M/A | OR DR TOT | PF | | | | | BS | BA | | |
| 0 Tre King | F | 26:51 | 8-11 | 0-0 | 1-1 | 1 | 4 | 5 | 2 | 1 | 17 | 1 | 0 | 1 |
| 12 Robert Jones | F | 27:52 | 6-6 | 0-0 | 6-10 | 4 | 2 | 6 | 1 | 6 | 18 | 2 | 0 | 2 |
| 22 Milan Momcilovic | F | 28:54 | 3-10 | 2-4 | 0-0 | 1 | 2 | 3 | 4 | 1 | 8 | 0 | 3 | 0 |
| 3 Tamin Lipsey | G | 33:45 | 3-7 | 2-5 | 3-4 | 1 | 6 | 7 | 2 | 4 | 11 | 6 | 5 | 4 |
| 10 Keshon Gilbert | G | 36:56 | 8-16 | 3-3 | 6-8 | 1 | 4 | 5 | 2 | 7 | 25 | 6 | 3 | 3 |
| 4 Demarion Watson | G | 04:25 | 0-0 | 0-0 | 0 | 0 | 1 | 0 | 1 | 0 | 0 | 0 | 0 | 1 |
| 5 Curtis Jones | 14:37 | 2-5 | 0-2 | 0-1 | 0 | 4 | 4 | 1 | 1 | 4 | 1 | 1 | 1 | 1 |
| 1 Jackson Paveletzke | 27:30 | 2-5 | 1-3 | 2-2 | 1 | 4 | 5 | 0 | 1 | 7 | 3 | 0 | 1 | 0 |
| Totals | | 32:60 | 8-17 | 18-26 | 10 | 26 | 36 | 13 | 21 | 90 | 19 | 12 | 12 | 6 |

| Shooting By Period | |
|--------------------|-------------|
| 1st FG% | 18-33 54.5% |
| 3PT% | 3-9 33.3% |
| FT% | 8-12 66.7% |
| 2nd FG% | 14-27 51.9% |
| 3PT% | 5-8 62.5% |
| FT% | 10-14 71.4% |
| GM FG% | 32-60 53.3% |
| 3PT% | 8-17 47.1% |
| FT% | 18-26 69.2% |

Dead Ball Rebounds: 3-0

| IOWA | | ISU | | Points from | | Period by Period Scoring | |
|------------------|---------------|---------------|---------------|-------------|----|--------------------------|----|
| Biggest lead | 1 (1st 18:31) | 32 (2nd 3:53) | Turnovers | 9 | 25 | 1st | 29 |
| Best Scoring Run | 9 (2nd 8:51) | 7 (1st 7:27) | Paint | 18 | 46 | 2nd | 36 |
| Lead Changes | 2 | | Second Chance | 11 | 17 | TOT | 65 |
| Times Tied | 0 | | Fast Breaks | 13 | 10 | | |
| Time with Lead | 00:35 | 39:08 | Bench | 32 | 11 | | |

Game Notes: Flagrant 1: IOWA #2 Harding (14:21, 2nd); IOWA #2 Harding (6:30, 2nd)

| Prairie View A&M - 56 | | Record: 4-4 | | | | | | | | | | | | |
|------------------------|-------|-------------|------|-------|-----------|-------|----|----|----|----|--------|----|----|-----|
| NO. Name | Min | FG | 3P | FT | Rebounds | Fouls | TP | AS | TO | ST | Blocks | BS | BA | +/- |
| | | M/A | M/A | M/A | OR DR TOT | PF | | | | | BS | BA | | |
| 3 Brian Myles | F | 12:33 | 3-5 | 1-1 | 1-2 | 3 | 2 | 5 | 4 | 3 | 8 | 0 | 2 | 3 |
| 25 Chris Felix, Jr. | F | 33:55 | 2-6 | 0-0 | 5-5 | 1 | 0 | 1 | 2 | 2 | 9 | 3 | 4 | 1 |
| 4 Charles Smith, IV | G | 08:41 | 0-2 | 0-0 | 0-0 | 0 | 0 | 0 | 3 | 1 | 0 | 0 | 1 | 0 |
| 11 Nick Gazelas | G | 31:07 | 2-9 | 2-4 | 0-0 | 0 | 1 | 1 | 5 | 0 | 6 | 1 | 3 | 1 |
| 30 Andre Nunley | G | 15:30 | 1-1 | 0-0 | 0-0 | 1 | 1 | 2 | 4 | 0 | 2 | 2 | 2 | 1 |
| 14 Javontae Hopkins | 26:05 | 2-12 | 0-3 | 5-6 | 0 | 1 | 1 | 2 | 6 | 9 | 1 | 5 | 1 | 1 |
| 12 Orlando Horton, Jr. | 27:12 | 2-7 | 1-4 | 0-0 | 1 | 0 | 1 | 4 | 3 | 5 | 3 | 5 | 4 | 0 |
| 1 Charles Lane, Jr. | 24:31 | 5-10 | 3-7 | 0-0 | 0 | 4 | 4 | 0 | 1 | 13 | 1 | 3 | 1 | 0 |
| 00 Kevin McGaskey | 11:30 | 1-2 | 0-0 | 0-0 | 2 | 1 | 3 | 3 | 1 | 2 | 0 | 4 | 1 | 0 |
| 13 Justin Nimmer | 08:31 | 1-3 | 0-0 | 0-0 | 2 | 1 | 3 | 2 | 2 | 0 | 0 | 0 | 1 | 0 |
| 23 Mckinley Harris | 00:25 | 0-0 | 0-0 | 0-0 | 0 | 0 | 0 | 1 | 0 | 0 | 0 | 0 | 0 | 0 |
| Totals | | 19:57 | 7-19 | 11-13 | 11 | 11 | 22 | 30 | 17 | 56 | 11 | 29 | 14 | 3 |

Technical Fouls: Gazelas 2nd 13:46

| Iowa State - 107 | | Record: 8-2 | | | | | | | | | | | | |
|----------------------|-------|-------------|------|-------|-----------|-------|----|----|----|-----|--------|----|----|-----|
| NO. Name | Min | FG | 3P | FT | Rebounds | Fouls | TP | AS | TO | ST | Blocks | BS | BA | +/- |
| | | M/A | M/A | M/A | OR DR TOT | PF | | | | | BS | BA | | |
| 0 Tre King | F | 10:45 | 0-0 | 0-0 | 7-8 | 2 | 2 | 4 | 3 | 5 | 7 | 0 | 4 | 1 |
| 12 Robert Jones | F | 24:34 | 3-5 | 0-0 | 0-0 | 3 | 5 | 8 | 0 | 0 | 6 | 1 | 2 | 0 |
| 22 Milan Momcilovic | F | 23:19 | 4-5 | 1-1 | 6-6 | 1 | 7 | 8 | 2 | 15 | 0 | 1 | 0 | 3 |
| 3 Tamin Lipsey | G | 29:15 | 6-10 | 1-3 | 6-8 | 1 | 3 | 4 | 2 | 6 | 19 | 5 | 3 | 8 |
| 10 Keshon Gilbert | G | 32:53 | 6-11 | 0-2 | 8-10 | 4 | 4 | 8 | 2 | 6 | 20 | 8 | 0 | 0 |
| 5 Curtis Jones | 29:19 | 7-11 | 6-8 | 2-2 | 0 | 4 | 4 | 2 | 1 | 22 | 2 | 1 | 3 | 0 |
| 33 Omaha Biliew | 13:18 | 2-2 | 0-0 | 5-9 | 0 | 1 | 1 | 4 | 6 | 9 | 1 | 2 | 1 | 0 |
| 1 Jackson Paveletzke | 26:42 | 3-7 | 1-1 | 2-3 | 0 | 1 | 1 | 2 | 2 | 9 | 2 | 3 | 1 | 0 |
| 4 Demarion Watson | 05:23 | 0-0 | 0-0 | 0-0 | 1 | 0 | 1 | 0 | 0 | 0 | 0 | 1 | 0 | 0 |
| 13 Cade Kelderman | 03:00 | 0-0 | 0-0 | 0-0 | 0 | 0 | 0 | 0 | 0 | 0 | 0 | 2 | 0 | 0 |
| 23 Conrad Hawley | 01:32 | 0-0 | 0-0 | 0-2 | 0 | 0 | 0 | 0 | 1 | 0 | 0 | 0 | 0 | 0 |
| Totals | | 31:51 | 9-15 | 36-48 | 16 | 27 | 43 | 17 | 29 | 107 | 19 | 25 | 16 | 5 |

Technical Fouls: NONE

| PVAM | | ISU | | Points from | | Period by Period Scoring | |
|------------------|---------------|----------------|---------------|-------------|----|--------------------------|-----|
| Biggest lead | 4 (1st 17:29) | 51 (2nd 0:21) | Turnovers | 19 | 34 | 1st | 107 |
| Best Scoring Run | 5 (1st 12:21) | 18 (2nd 13:12) | Paint | 16 | 44 | 2nd | 19 |
| Lead Changes | 6 | | Second Chance | 9 | 24 | TOT | 56 |
| Times Tied | 3 | | Fast Breaks | 4 | 21 | | |
| Time with Lead | 03:58 | 35:09 | Bench | 31 | 40 | | |

Game Notes: Class A Technical: PVAM #11 Gazelas (13:46, 2nd); Fouled Out: PVAM #11 Gazelas (1:09)



Official Basketball Box Score - Final
Florida A&M at Iowa State
 12/17/23 James H. Hilton Coliseum, Ames, Iowa
 2023-24 Men's Basketball

Game Time: 5:01 PM
 Game Duration: 1:51
 Attendance: 13,081



Official Basketball Box Score - Final
Eastern Illinois at Iowa State
 12/21/23 James H. Hilton Coliseum, Ames, Iowa
 2023-24 Men's Basketball

Game Time: 7:01 PM
 Game Duration: 1:55
 Attendance: 12,841

Officials: Job Hartness, Gregory Nixon, Byron Jarrett

Officials: Kelly Self, Brooks Wells, Chris Pacci

| Florida A&M - 58 | | Record: 2-7 | | | | | | | | | | | | |
|------------------------|-------|-------------|-------|------|-----------|-------|----|----|----|----|--------|----|----|-----|
| NO. Name | Min | FG | 3P | FT | Rebounds | Fouls | TP | AS | TO | ST | Blocks | BS | BA | +/- |
| | | M/A | M/A | M/A | OR DR TOT | PF | | | | | BS | BA | | |
| 5 Keith Lamar | F | 33:19 | 9-19 | 7-13 | 2-3 | 3 | 5 | 8 | 4 | 4 | 27 | 1 | 3 | 0 |
| 11 Roderick Coffee III | F | 27:02 | 0-5 | 0-3 | 1-2 | 1 | 3 | 4 | 4 | 1 | 3 | 3 | 0 | 0 |
| 13 Shannon Grant | F | 24:33 | 4-6 | 0-0 | 0-3 | 0 | 2 | 3 | 2 | 8 | 1 | 2 | 0 | 0 |
| 4 Hantz Louis-Jeune | G | 15:13 | 0-4 | 0-2 | 0-0 | 2 | 1 | 3 | 4 | 1 | 0 | 2 | 0 | 0 |
| 12 K'Jei Parker | G | 25:39 | 2-6 | 0-3 | 0-0 | 3 | 3 | 2 | 0 | 4 | 2 | 9 | 0 | 0 |
| 1 Love Bettis | 07:18 | 0-2 | 0-0 | 0-0 | 1 | 1 | 0 | 0 | 0 | 0 | 0 | 1 | 0 | 0 |
| 3 Morrell Schramm | 31:57 | 3-7 | 2-5 | 2-2 | 2 | 6 | 8 | 0 | 2 | 10 | 4 | 3 | 0 | 0 |
| 24 Ja'Derrius Eatmon | 10:13 | 0-0 | 0-0 | 3-4 | 0 | 0 | 0 | 1 | 2 | 3 | 0 | 1 | 0 | 0 |
| 2 Jordan Chatman | 04:54 | 1-1 | 1-1 | 0-0 | 0 | 0 | 0 | 1 | 0 | 3 | 0 | 1 | 0 | 0 |
| 10 Chase Barrs | 08:37 | 0-0 | 0-0 | 0-0 | 1 | 2 | 3 | 0 | 0 | 0 | 0 | 0 | 1 | 0 |
| 23 Miles Hall | 11:15 | 1-1 | 0-0 | 0-0 | 0 | 0 | 0 | 1 | 0 | 2 | 1 | 0 | 0 | 0 |
| Totals | | 20:51 | 10-27 | 8-14 | 11 | 25 | 36 | 20 | 12 | 58 | 14 | 23 | 0 | 3 |

Technical Fouls: NONE

| Iowa State - 96 | | Record: 9-2 | | | | | | | | | | | | |
|---------------------|-----|-------------|------|-----|-----------|-------|----|----|----|----|--------|----|----|-----|
| NO. Name | Min | FG | 3P | FT | Rebounds | Fouls | TP | AS | TO | ST | Blocks | BS | BA | +/- |
| | | M/A | M/A | M/A | OR DR TOT | PF | | | | | BS | BA | | |
| 0 Tre King | F | 23:10 | 8-11 | 0-1 | 2-3 | 2 | 8 | 10 | 1 | 2 | 18 | 0 | 2 | 1 |
| 12 Robert Jones | F | 22:47 | 2-5 | 0-0 | 1-2 | 1 | 2 | 3 | 3 | 1 | 5 | 1 | 1 | 1 |
| 22 Milan Momcilovic | F | 26:30 | 6-9 | 1-3 | 1-1 | 0 | 4 | 4 | 3 | 2 | 14 | 4 | 0 | 1 |
| 3 Tamin Lipsey | G | 31:29 | 7-13 | 5-7 | 0-1 | 0 | 3 | 3 | 1 | 2 | 19 | 5 | 3 | 0 |
| 10 Keshon Gilbert | G | 26:01 | 2-7 | 0-3 | 6-11 | 0 | 2 | 2 | 0 | | | | | |

2023-24 BOX SCORES



Official Basketball Box Score - Final
New Hampshire at Iowa State
 12/31/23 James H. Hilton Coliseum, Ames, Iowa
 2023-24 Men's Basketball

Game Time: 12:01 PM
 Game Duration: 1:48
 Attendance: 14,297



Official Basketball Box Score - Final
Iowa St. at Oklahoma
 01/08/24 Lloyd Noble Center, Norman
 2023-24 Men's Basketball

Game Time: 5:00 PM
 Game Duration: 2:12
 Attendance: 11,333

| New Hampshire - 70 | | Record: 8-5 | | | | | | | | | | | | |
|---------------------|---------|-------------|-------|------|-----------|-------|----|----|----|----|--------|----|----|-----|
| NO. Name | Min | FG | 3P | FT | Rebounds | Fouls | TP | AS | TO | ST | Blocks | BS | BA | +/- |
| | | M/A | M/A | M/A | OR DR TOT | PF | | | | | BS | BA | | |
| 3 Jaxson Baker | F 28:01 | 5-15 | 2-10 | 1-3 | 1 4 5 | 1 3 | 13 | 0 | 0 | 2 | 0 | 0 | 0 | -11 |
| 21 Clarence Daniels | F 29:43 | 7-10 | 3-4 | 2-4 | 3 8 11 | 2 3 | 19 | 0 | 4 | 1 | 1 | 0 | 0 | -9 |
| 33 Trey Woodyard | F 25:56 | 3-4 | 2-3 | 0-0 | 0 5 5 | 2 0 | 8 | 2 | 1 | 0 | 0 | 0 | 0 | -6 |
| 4 Ahmad Robinson | G 25:45 | 2-7 | 0-3 | 3-4 | 1 5 6 | 2 3 | 7 | 6 | 6 | 0 | 0 | 1 | 0 | -5 |
| 5 Naim Miller | G 23:15 | 2-9 | 1-6 | 2-2 | 0 2 2 | 1 1 | 7 | 1 | 3 | 0 | 0 | 0 | 1 | -10 |
| 1 Rex Sunderland | 20:27 | 1-2 | 1-2 | 0-0 | 0 2 2 | 0 0 | 3 | 1 | 1 | 0 | 0 | 0 | 0 | -7 |
| 11 Christian Moore | 14:15 | 2-5 | 1-3 | 0-0 | 0 0 0 | 0 0 | 5 | 2 | 2 | 0 | 0 | 0 | 0 | -10 |
| 12 Promise Oporum | 08:54 | 2-2 | 0-0 | 0-0 | 1 0 1 | 1 0 | 4 | 0 | 0 | 1 | 0 | 0 | 0 | -4 |
| 15 Hason Ward | 13:38 | 1-3 | 1-3 | 0-0 | 0 0 0 | 1 0 | 3 | 2 | 0 | 1 | 0 | 0 | 0 | -11 |
| 2 Dior Davis | 05:23 | 0-2 | 0-0 | 1-2 | 0 2 0 | 0 1 | 1 | 0 | 1 | 0 | 0 | 0 | 0 | -3 |
| 10 Paul Gakmar | 04:43 | 0-0 | 0-0 | 0-0 | 0 0 0 | 1 0 | 0 | 0 | 0 | 0 | 0 | 0 | 0 | 1 |
| Totals | | 25-59 | 11-34 | 9-15 | 7 29 36 | 11 11 | 70 | 14 | 18 | 5 | 1 | 4 | 1 | -15 |

| Shooting By Period | |
|---------------------|-------------|
| 1 st FG% | 13-33 39.4% |
| 2 nd FG% | 6-19 31.6% |
| 3 rd FG% | 3-5 60% |
| FT% | 12-26 46.2% |
| 3PT% | 5-15 33.3% |
| FT% | 6-10 60% |
| GM FG% | 25-59 42.4% |
| 3PT% | 11-34 32.4% |
| FT% | 9-15 60.0% |

Dead Ball Rebounds: 2, 1

| Iowa State - 85 | | Record: 11-2 | | | | | | | | | | | | |
|----------------------|---------|--------------|------|------|-----------|-------|----|----|----|----|--------|----|----|-----|
| NO. Name | Min | FG | 3P | FT | Rebounds | Fouls | TP | AS | TO | ST | Blocks | BS | BA | +/- |
| | | M/A | M/A | M/A | OR DR TOT | PF | | | | | BS | BA | | |
| 0 Tre King | F 20:43 | 6-10 | 1-2 | 0-0 | 2 4 6 | 1 1 | 13 | 1 | 1 | 0 | 0 | 0 | 0 | 23 |
| 12 Robert Jones | F 21:14 | 2-5 | 0-0 | 2-3 | 3 0 3 | 2 2 | 6 | 1 | 2 | 1 | 0 | 0 | 0 | 21 |
| 22 Milan Momcilovic | F 32:18 | 6-10 | 2-4 | 1-1 | 1 3 4 | 1 2 | 15 | 2 | 1 | 0 | 0 | 0 | 0 | 10 |
| 3 Tamin Lipsey | G 25:31 | 6-14 | 3-5 | 1-2 | 0 5 5 | 2 1 | 16 | 6 | 1 | 4 | 1 | 0 | 0 | 21 |
| 10 Keshon Gilbert | G 30:36 | 4-10 | 0-4 | 2-2 | 8 10 | 2 3 | 10 | 11 | 4 | 4 | 0 | 0 | 0 | 24 |
| 5 Curtis Jones | 26:30 | 4-13 | 2-7 | 0-0 | 0 6 6 | 1 0 | 10 | 0 | 2 | 3 | 0 | 0 | 0 | -5 |
| 24 Hason Ward | 17:08 | 5-8 | 0-0 | 0-0 | 3 3 6 | 1 0 | 10 | 0 | 0 | 1 | 3 | 0 | 0 | -5 |
| 1 Jackson Paveletzke | 20:24 | 1-4 | 1-3 | 0-0 | 0 1 1 | 0 0 | 3 | 3 | 0 | 0 | 0 | 0 | 0 | -11 |
| 4 Demarion Watson | 01:38 | 0-0 | 0-0 | 0-0 | 0 0 0 | 0 0 | 1 | 0 | 0 | 0 | 0 | 0 | 0 | -1 |
| 13 Cade Kelderman | 01:38 | 0-0 | 0-0 | 0-0 | 0 0 0 | 0 0 | 0 | 0 | 0 | 0 | 0 | 0 | 0 | -1 |
| 33 Omaha Biliew | 01:38 | 0-0 | 0-0 | 2-4 | 0 0 0 | 0 0 | 2 | 2 | 0 | 0 | 0 | 0 | 0 | -1 |
| 23 Conrad Hawley | 00:42 | 0-0 | 0-0 | 0-0 | 0 0 0 | 0 0 | 0 | 0 | 0 | 0 | 0 | 0 | 0 | 0 |
| Totals | | 34-74 | 9-25 | 8-14 | 14 30 44 | 11 11 | 85 | 24 | 11 | 13 | 4 | 1 | 15 | 40 |

| Shooting By Period | |
|---------------------|-------------|
| 1 st FG% | 18-40 45.0% |
| 2 nd FG% | 16-34 47.1% |
| 3 rd FG% | 4-10 40.0% |
| FT% | 6-11 54.5% |
| GM FG% | 34-74 45.9% |
| 3PT% | 9-25 36.0% |
| FT% | 8-14 57.1% |

Dead Ball Rebounds: 2, 1

| Points from Turnovers | |
|-----------------------|----|
| ISU | 25 |
| UNH | 21 |
| Totals | 46 |

| Period by Period Scoring | | | |
|--------------------------|-----|-----|-----|
| | 1st | 2nd | TOT |
| UNH | 35 | 35 | 70 |
| ISU | 43 | 42 | 85 |

| Iowa St. - 63 | | Record: 11-3 (0-1) | | | | | | | | | | | | |
|----------------------|---------|--------------------|------|------|-----------|-------|----|----|----|----|--------|----|----|-----|
| NO. Name | Min | FG | 3P | FT | Rebounds | Fouls | TP | AS | TO | ST | Blocks | BS | BA | +/- |
| | | M/A | M/A | M/A | OR DR TOT | PF | | | | | BS | BA | | |
| 0 Tre King | F 18:22 | 1-4 | 0-1 | 1-2 | 0 2 2 | 0 2 | 3 | 1 | 0 | 0 | 0 | 0 | 0 | -12 |
| 12 Robert Jones | F 22:01 | 6-10 | 0-0 | 0-0 | 4 3 7 | 0 2 | 12 | 0 | 2 | 1 | 0 | 0 | 0 | -5 |
| 22 Milan Momcilovic | F 34:41 | 4-13 | 2-7 | 2-2 | 1 1 2 | 1 2 | 12 | 0 | 0 | 1 | 0 | 0 | 0 | -7 |
| 3 Tamin Lipsey | G 29:49 | 1-10 | 0-4 | 2-2 | 1 4 5 | 5 5 | 4 | 5 | 1 | 1 | 0 | 1 | 0 | -1 |
| 10 Keshon Gilbert | G 25:27 | 3-5 | 0-1 | 0-0 | 0 1 1 | 5 2 | 6 | 3 | 3 | 0 | 0 | 0 | 0 | 6 |
| 5 Curtis Jones | 25:54 | 3-7 | 1-2 | 0-0 | 0 1 1 | 2 1 | 7 | 0 | 0 | 1 | 0 | 0 | 0 | -15 |
| 24 Hason Ward | 17:59 | 6-7 | 0-0 | 0-2 | 3 4 7 | 2 1 | 12 | 0 | 1 | 0 | 0 | 0 | 0 | -3 |
| 1 Jackson Paveletzke | 10:46 | 2-5 | 0-1 | 1-1 | 0 3 3 | 0 1 | 5 | 0 | 1 | 0 | 0 | 0 | 0 | -7 |
| 4 Demarion Watson | 15:01 | 0-0 | 0-0 | 2-2 | 1 2 3 | 2 1 | 2 | 0 | 0 | 2 | 0 | 0 | 0 | 3 |
| Totals | | 26-61 | 3-16 | 8-11 | 10 21 31 | 17 17 | 63 | 9 | 8 | 6 | 0 | 3 | 8 | -8 |

| Shooting By Period | |
|---------------------|-------------|
| 1 st FG% | 12-31 38.7% |
| 2 nd FG% | 14-30 46.7% |
| 3 rd FG% | 2-8 25.0% |
| FT% | 7-9 77.8% |
| GM FG% | 26-61 42.6% |
| 3PT% | 3-16 18.8% |
| FT% | 8-11 72.7% |

Dead Ball Rebounds: 1, 0

| Oklahoma - 71 | | Record: 13-1 (1-0) | | | | | | | | | | | | |
|--------------------|---------|--------------------|-------|-------|-----------|-------|----|----|----|----|--------|----|----|-----|
| NO. Name | Min | FG | 3P | FT | Rebounds | Fouls | TP | AS | TO | ST | Blocks | BS | BA | +/- |
| | | M/A | M/A | M/A | OR DR TOT | PF | | | | | BS | BA | | |
| 10 Sam Godwin | F 21:49 | 5-8 | 0-0 | 0-0 | 3 3 6 | 3 1 | 10 | 0 | 4 | 1 | 2 | 0 | 1 | 1 |
| 14 Jalon Moore | F 16:31 | 1-5 | 1-2 | 1-2 | 0 5 5 | 4 1 | 4 | 1 | 0 | 1 | 0 | 0 | 0 | -6 |
| 2 Javon McCollum | G 37:24 | 6-16 | 3-10 | 0-0 | 0 1 1 | 1 1 | 15 | 5 | 1 | 1 | 0 | 0 | 0 | 9 |
| 3 Otega Oweh | G 21:05 | 0-2 | 0-1 | 8-10 | 1 1 2 | 3 8 | 8 | 2 | 0 | 0 | 0 | 0 | 0 | 13 |
| 12 Milos Uzan | G 31:05 | 5-9 | 2-5 | 0-0 | 0 4 4 | 1 1 | 12 | 5 | 3 | 0 | 0 | 0 | 0 | 3 |
| 11 Bryce Hugley IV | 18:11 | 2-3 | 0-1 | 2-2 | 0 1 1 | 3 1 | 6 | 2 | 2 | 0 | 0 | 0 | 0 | 7 |
| 8 Rivaldo Soares | 28:49 | 2-4 | 1-2 | 0-0 | 2 7 9 | 0 3 | 5 | 2 | 0 | 0 | 1 | 0 | 0 | -7 |
| 0 Le'Tre Darhard | 24:56 | 3-4 | 3-4 | 2-2 | 0 1 1 | 2 1 | 11 | 0 | 0 | 0 | 0 | 0 | 0 | 6 |
| Totals | | 24-51 | 10-25 | 13-16 | 6 23 29 | 17 17 | 71 | 17 | 11 | 3 | 3 | 0 | 8 | 8 |

| Shooting By Period | |
|---------------------|-------------|
| 1 st FG% | 12-29 41.4% |
| 2 nd FG% | 12-22 54.5% |
| 3 rd FG% | 5-9 55.6% |
| FT% | 10-12 83.3% |
| GM FG% | 24-51 47.1% |
| 3PT% | 10-25 40.0% |
| FT% | 13-16 81.3% |

Dead Ball Rebounds: 3, 4

| Points from Turnovers | |
|-----------------------|----|
| ISU | 18 |
| OKLA | 20 |
| Totals | 38 |

| Period by Period Scoring | | | |
|--------------------------|-----|-----|-----|
| | 1st | 2nd | TOT |
| ISU | 26 | 37 | 63 |
| OKLA | 32 | 39 | 71 |

Official Basketball Box Score - Final
#2 Houston at Iowa State
 01/09/24 James H. Hilton Coliseum, Ames, Iowa
 2023-24 Men's Basketball

Game Time: 6:01 PM
 Game Duration: 2:08
 Attendance: 14,297



Official Basketball Box Score - Final
Oklahoma State at Iowa State
 01/13/24 James H. Hilton Coliseum, Ames, Iowa
 2023-24 Men's Basketball

Game Time: 7:15 PM
 Game Duration: 1:52
 Attendance: 14,297

| #2 Houston - 53 | | Record: 14-1 (1-1) | | | | | | | | | | | | |
|--------------------|---------|--------------------|------|------|-----------|-------|----|----|----|----|--------|----|----|-----|
| NO. Name | Min | FG | 3P | FT | Rebounds | Fouls | TP | AS | TO | ST | Blocks | BS | BA | +/- |
| | | M/A | M/A | M/A | OR DR TOT | PF | | | | | BS | BA | | |
| 5 Ja'Vier Francis | F 21:23 | 1-3 | 0-0 | 1-2 | 2 4 6 | 3 2 | 3 | 0 | 0 | 2 | 1 | 0 | 0 | -7 |
| 13 J'Van Roberts | F 36:06 | 3-7 | 0-0 | 0-0 | 5 3 8 | 1 1 | 6 | 3 | 2 | 1 | 2 | 0 | 0 | -4 |
| 1 Jamal Shead | G 37:15 | 5-15 | 1-8 | 3-4 | 1 2 3 | 2 3 | 14 | 3 | 5 | 2 | 2 | 0 | 0 | -2 |
| 4 LJ Cryer | G 30:32 | 2-9 | 1-6 | 0-0 | 0 2 2 | 3 0 | 5 | 2 | 3 | 1 | 0 | 0 | 0 | -1 |
| 21 Emanuel Sharp | G 37:04 | 6-12 | 5-10 | 3-4 | 1 4 5 | 4 4 | 20 | 0 | 1 | 1 | 0 | 0 | 0 | -9 |
| 25 Joseph Tugler | 17:03 | 1-1 | 0-0 | 1-2 | 1 4 5 | 5 2 | 3 | 0 | 1 | 0 | 0 | 0 | 0 | 4 |
| 11 Damian Dunn | 10:41 | 1-3 | 0-2 | 0-0 | 0 1 1 | 1 0 | 2 | 0 | 2 | 0 | 0 | 0 | 0 | 4 |
| 3 Ramon Walker Jr. | 05:28 | 0-0 | 0-0 | 0-0 | 0 1 1 | 0 0 | 0 | 0 | 1 | 0 | 0 | 0 | 0 | -1 |
| 8 Mylik Wilson | 04:28 | 0-0 | 0-0 | 0-0 | 0 1 1 | 0 0 | 0 | 0 | 1 | 0 | 0 | 0 | 0 | -6 |
| Totals | | 19-50 | 7-26 | 8-12 | 11 23 34 | 19 12 | 53 | 8 | 16 | 7 | 5 | 0 | 0 | -4 |

| Shooting By Period | |
|---------------------|-------------|
| 1 st FG% | 6-20 30.0% |
| 2 nd FG% | 4-13 30.8% |
| 3 rd FG% | 5-8 62.5% |
| FT% | 13-30 43.3% |
| 3PT% | 3-13 23.1% |
| FT% | 3-4 75% |
| GM FG% | 19-50 38.0% |
| 3PT% | 7-26 26.9% |
| FT% | 8-12 66.7% |

Dead Ball Rebounds: 3, 0

| Iowa State - 57 | | Record: 12-3 (1-1) | | | | | | | | | | | | |
|-----------------|---------|--------------------|-----|-----|-----------|-------|----|----|----|----|--------|----|----|-----|
| NO. Name | Min | FG | 3P | FT | Rebounds | Fouls | TP | AS | TO | ST | Blocks | BS | BA | +/- |
| | | M/A | M/A | M/A | OR DR TOT | PF | | | | | BS | BA | | |
| 0 Tre King | F 30:38 | 3-10 | 1-3 | 2-2 | 2 7 9 | 2 2 | 9 | 1 | 0 | 3 | 0 | 1 | 0 | 12 |
| 12 Robert Jones | F 25 | | | | | | | | | | | | | |

2023-24 BOX SCORES



Official Basketball Box Score - Final
Iowa St. at Baylor
 02/03/24 Foster Pavilion, Waco
 2023-24 Men's Basketball

Game Time: 7:00 PM
 Game Duration: 2:31
 Attendance: 7,500

Officials: Job Harness, Chance Moore, Christopher Merlo

| NO. | Name | Min | FG | | 3P | | FT | | Rebounds | | Fouls | | TP | AS | TO | ST | Blocks | | +/- | |
|--------|--------------------|-----|-------|------|-------|------|-----|----|----------|----|-------|----|----|----|----|----|--------|----|-----|----|
| | | | M | A | M | A | M | A | OR | DR | PF | FD | | | | | BS | BA | | |
| 0 | Tre King | F | 25:58 | 1-8 | 0-2 | 0-0 | 2-3 | 5 | 3 | 0 | 2 | 0 | 2 | 1 | 0 | 2 | 10 | 2 | 10 | 2 |
| 12 | Robert Jones | F | 18:58 | 2-5 | 0-0 | 4-10 | 6 | 1 | 7 | 3 | 6 | 8 | 0 | 3 | 3 | 1 | 2 | 1 | 0 | 0 |
| 22 | Milan Momcilovic | F | 35:26 | 4-10 | 0-2 | 2-2 | 1 | 1 | 2 | 3 | 2 | 10 | 3 | 0 | 0 | 0 | 0 | 0 | 0 | -3 |
| 3 | Tamin Lipsey | G | 30:57 | 3-7 | 0-1 | 2-4 | 2 | 1 | 3 | 3 | 4 | 8 | 3 | 0 | 2 | 0 | 0 | 0 | 0 | -5 |
| 10 | Keshon Gilbert | G | 33:52 | 7-12 | 5-6 | 5-8 | 2 | 2 | 4 | 3 | 8 | 24 | 2 | 4 | 2 | 0 | 0 | 0 | 0 | -6 |
| 24 | Hason Ward | G | 19:41 | 1-3 | 0-0 | 1-2 | 1 | 3 | 4 | 5 | 2 | 3 | 1 | 2 | 1 | 1 | 0 | 1 | 0 | -4 |
| 5 | Curtis Jones | G | 28:45 | 3-8 | 0-3 | 5-6 | 1 | 2 | 1 | 1 | 11 | 1 | 1 | 1 | 1 | 0 | 1 | 0 | 0 | -4 |
| 4 | Demarion Watson | G | 04:08 | 1-2 | 0-0 | 0-0 | 1 | 0 | 1 | 0 | 1 | 2 | 0 | 0 | 0 | 0 | 0 | 0 | 0 | -4 |
| 1 | Jackson Paveletzke | G | 02:15 | 0-1 | 0-0 | 0-0 | 0 | 0 | 0 | 0 | 0 | 0 | 0 | 0 | 0 | 0 | 0 | 0 | 0 | 0 |
| Team | | | | | | | 0 | 2 | 2 | | | | | | | | | | | |
| Totals | | | 22:56 | 5-14 | 19-32 | 16 | 15 | 31 | 22 | 23 | 68 | 10 | 11 | 10 | 5 | 4 | 2 | | | |

Technical Fouls: NONE

| Shooting By Period | |
|--------------------|-------------|
| 1st FG% | 10-28 35.7% |
| 3PT% | 3-8 37.5% |
| 2nd FG% | 5-6 83.3% |
| 3PT% | 12-28 42.9% |
| 3PT% | 2-6 33.3% |
| FT% | 14-26 53.8% |
| GM FG% | 22-56 39.3% |
| 3PT% | 5-14 35.7% |
| FT% | 19-32 59.4% |

Dead Ball Rebounds: 7, 0

| NO. | Name | Min | FG | | 3P | | FT | | Rebounds | | Fouls | | TP | AS | TO | ST | Blocks | | +/- |
|--------|-----------------------------|-----|-------|-------|-------|------|----|----|----------|----|-------|----|----|----|----|----|--------|----|-----|
| | | | M | A | M | A | M | A | OR | DR | PF | FD | | | | | BS | BA | |
| 11 | Jalen Bridges | F | 34:11 | 4-7 | 4-5 | 2-2 | 0 | 4 | 4 | 2 | 14 | 2 | 1 | 1 | 3 | 0 | 0 | 1 | 19 |
| 2 | Yves Missi | F | 19:57 | 2-5 | 0-0 | 2-2 | 1 | 2 | 4 | 2 | 6 | 1 | 1 | 1 | 4 | 2 | 7 | | |
| 2 | Jayden Nunn | G | 24:55 | 4-5 | 2-3 | 6-10 | 0 | 3 | 3 | 4 | 6 | 16 | 2 | 3 | 2 | 0 | 0 | 0 | 0 |
| 4 | JaKobe Walter | G | 30:36 | 2-10 | 1-6 | 2-2 | 3 | 3 | 6 | 1 | 5 | 7 | 3 | 3 | 1 | 0 | 0 | 0 | -1 |
| 10 | RayJ Dennis | G | 33:44 | 6-10 | 4-6 | 2-3 | 0 | 7 | 7 | 4 | 11 | 18 | 1 | 6 | 1 | 0 | 0 | 0 | 0 |
| 13 | Langston Love | G | 27:56 | 1-6 | 1-3 | 0-1 | 2 | 2 | 4 | 1 | 3 | 4 | 0 | 0 | 0 | 1 | 1 | 4 | |
| 15 | Josh Ojiamwuna | G | 15:17 | 2-3 | 0-0 | 1-1 | 3 | 1 | 4 | 3 | 4 | 1 | 3 | 0 | 0 | 1 | 1 | | |
| 1 | Miro Little | G | 02:49 | 0-0 | 0-0 | 0-0 | 0 | 0 | 0 | 0 | 0 | 0 | 0 | 0 | 0 | 0 | 0 | 0 | 0 |
| 33 | Caleb Lohner | G | 05:49 | 0-0 | 0-0 | 2-2 | 1 | 0 | 1 | 1 | 2 | 0 | 0 | 0 | 0 | 0 | 0 | 0 | -17 |
| 23 | Jonathan Tchamwa Tchatchoua | G | 04:46 | 0-0 | 0-0 | 0-0 | 0 | 1 | 1 | 2 | 0 | 0 | 0 | 1 | 0 | 0 | 0 | 0 | -6 |
| Team | | | | | | | 3 | 1 | 4 | 0 | 0 | 2 | | | | | | | |
| Totals | | | 21:46 | 12-23 | 16-23 | 13 | 23 | 36 | 26 | 22 | 70 | 14 | 20 | 8 | 4 | 5 | 2 | | |

Technical Fouls: Coach 1st 10:17 Coach 2nd 11:20 Bench 2nd 10:59

| Biggest lead | ISU | BU | Points from Turnovers | | Period by Period Scoring | |
|--------------------------|---------------------------|---------------------------|-----------------------|-----|--------------------------|-------|
| | | | 1st | 2nd | TOT | |
| 7 (2 nd 7:56) | 15 (1 st 0:06) | | 26 | 13 | ISU 28 | 40 68 |
| Best Scoring Run | 20 (2 nd 7:56) | 12 (1 st 4:28) | 20 | 12 | BU 40 | 30 70 |
| Lead Changes | 7 | | 12 | 16 | | |
| Times Tied | 3 | | 5 | 1 | | |
| Time with Lead | 08:18 | 29:52 | 16 | 9 | | |

Game Notes: 1st half 10:20 Technical foul BAY HC • 1st half 9:03 BU #23 game delay warning • 2nd half 11:20 Technical foul BAY HC, HC ejected • 2nd half 10:58 Technical foul BAY Bench



Official Basketball Box Score - Final
Iowa St. at Texas
 02/06/24 Moody Center, Austin
 2023-24 Men's Basketball

Game Time: 7:00 PM
 Game Duration: 2:04
 Attendance: 10,663

Officials: Ron Groover, Marques Pettigrew, Amy Bonner

| NO. | Name | Min | FG | | 3P | | FT | | Rebounds | | Fouls | | TP | AS | TO | ST | Blocks | | +/- |
|--------|--------------------|-----|-------|------|-------|-----|----|----|----------|----|-------|----|----|----|----|----|--------|----|-----|
| | | | M | A | M | A | M | A | OR | DR | PF | FD | | | | | BS | BA | |
| 0 | Tre King | F | 18:52 | 3-7 | 1-2 | 0-0 | 1 | 1 | 2 | 4 | 1 | 7 | 0 | 0 | 1 | 1 | 1 | 1 | 4 |
| 12 | Robert Jones | F | 23:02 | 3-11 | 0-0 | 0-0 | 3 | 1 | 4 | 2 | 0 | 6 | 3 | 1 | 1 | 0 | 0 | 0 | 0 |
| 22 | Milan Momcilovic | F | 34:39 | 4-9 | 2-4 | 3-4 | 3 | 2 | 5 | 0 | 1 | 13 | 1 | 0 | 2 | 0 | 1 | 8 | |
| 3 | Tamin Lipsey | G | 33:27 | 5-12 | 2-3 | 0-1 | 3 | 4 | 7 | 2 | 4 | 12 | 5 | 3 | 4 | 0 | 2 | 5 | |
| 10 | Keshon Gilbert | G | 30:21 | 2-8 | 0-3 | 4-4 | 2 | 5 | 7 | 3 | 2 | 8 | 2 | 0 | 1 | 0 | 2 | 4 | |
| 5 | Curtis Jones | G | 29:57 | 4-10 | 1-5 | 2-2 | 0 | 1 | 1 | 1 | 11 | 0 | 1 | 0 | 1 | 0 | 1 | 5 | |
| 24 | Hason Ward | G | 13:59 | 2-4 | 0-0 | 1-2 | 3 | 2 | 5 | 1 | 1 | 5 | 0 | 1 | 1 | 2 | 0 | 4 | |
| 1 | Jackson Paveletzke | G | 08:53 | 3-4 | 0-0 | 0-0 | 0 | 3 | 3 | 4 | 0 | 6 | 0 | 1 | 0 | 0 | 1 | -5 | |
| 4 | Demarion Watson | G | 06:50 | 1-1 | 0-0 | 0-0 | 0 | 1 | 1 | 2 | 2 | 0 | 0 | 0 | 1 | 0 | 1 | 0 | |
| Team | | | | | | | 1 | 0 | 1 | | | | | | | | | | |
| Totals | | | 27:66 | 6-17 | 10-13 | 16 | 20 | 36 | 19 | 11 | 70 | 11 | 8 | 10 | 4 | 8 | 5 | | |

Technical Fouls: NONE

| NO. | Name | Min | FG | | 3P | | FT | | Rebounds | | Fouls | | TP | AS | TO | ST | Blocks | | +/- |
|--------|------------------|-----|-------|-------|-------|-----|----|----|----------|----|-------|----|----|----|----|----|--------|-----|-----|
| | | | M | A | M | A | M | A | OR | DR | PF | FD | | | | | BS | BA | |
| 1 | Dylan Disu | F | 31:24 | 10-19 | 3-6 | 5-5 | 4 | 6 | 10 | 3 | 5 | 28 | 2 | 2 | 3 | 2 | 1 | -2 | |
| 23 | Dillon Mitchell | F | 33:23 | 4-7 | 0-0 | 2-2 | 0 | 5 | 5 | 1 | 2 | 10 | 1 | 2 | 0 | 1 | 0 | -5 | |
| 2 | Chendall Weaver | G | 18:28 | 2-4 | 0-0 | 1-2 | 5 | 2 | 7 | 4 | 1 | 5 | 0 | 0 | 0 | 1 | 1 | -2 | |
| 3 | Max Abmas | G | 35:56 | 3-11 | 0-5 | 7-7 | 0 | 4 | 4 | 1 | 6 | 13 | 4 | 4 | 0 | 0 | 0 | -6 | |
| 4 | Tyrese Hunter | G | 32:43 | 0-8 | 0-3 | 0-0 | 1 | 2 | 3 | 1 | 0 | 0 | 7 | 3 | 0 | 1 | 2 | -11 | |
| 30 | Brock Cunningham | G | 28:59 | 2-3 | 0-0 | 1-2 | 2 | 3 | 0 | 1 | 5 | 0 | 0 | 1 | 0 | 0 | 0 | 0 | |
| 5 | Kadin Shedrick | G | 10:04 | 1-1 | 0-0 | 0-0 | 2 | 2 | 2 | 2 | 2 | 0 | 1 | 0 | 2 | 0 | 0 | 0 | |
| 9 | Ithiel Horton | G | 09:03 | 0-1 | 0-0 | 2-2 | 0 | 0 | 0 | 0 | 2 | 2 | 0 | 0 | 0 | 1 | 0 | 1 | |
| Team | | | | | | | 0 | 1 | 1 | | | 0 | 2 | | | | | | |
| Totals | | | 22:54 | 3-14 | 18-20 | 11 | 24 | 35 | 12 | 19 | 65 | 14 | 14 | 4 | 8 | 4 | -5 | | |

Technical Fouls: Coach 2nd 16:26

| Biggest lead | ISU | TEX | Points from Turnovers | | Period by Period Scoring | |
|----------------------------|---------------------------|--------------------------|-----------------------|-----|--------------------------|-------|
| | | | 1st | 2nd | TOT | |
| 18 (2 nd 14:47) | 0 (1 st 20:00) | | 18 | 6 | ISU 36 | 34 70 |
| Best Scoring Run | 7 (1 st 16:06) | 8 (2 nd 2:59) | 34 | 32 | | |
| Lead Changes | 0 | | 16 | 9 | | |
| Times Tied | 0 | | 4 | 4 | | |
| Time with Lead | 39:26 | 00:00 | 24 | 9 | | |



Official Basketball Box Score - Final
TCU at #14 Iowa State
 02/10/24 James H. Hilton Coliseum, Ames, Iowa
 2023-24 Men's Basketball

Game Time: 1:06 PM
 Game Duration: 2:14
 Attendance: 14,287

Officials: Gerry Polard, Kelly Self, James Duke

| NO. | Name | Min | FG | | 3P | | FT | | Rebounds | | Fouls | | TP | AS | TO | ST | Blocks | | +/- |
|--------|--------------------|-----|-------|------|-----|-----|----|---|----------|----|-------|----|----|----|----|----|--------|-----|-----|
| | | | M | A | M | A | M | A | OR | DR | PF | FD | | | | | BS | BA | |
| 0 | Emanuel Miller | F | 30:33 | 8-12 | 1-2 | 1-2 | 3 | 6 | 2 | 2 | 18 | 1 | 2 | 0 | 0 | 0 | 1 | -1 | |
| 8 | Ernest Udeh Jr. | C | 22:59 | 1-1 | 0-0 | 1-2 | 3 | 5 | 1 | 3 | 3 | 0 | 0 | 3 | 0 | 0 | 0 | 3 | |
| 0 | Micah Peavy | G | 27:33 | 0-5 | 0-1 | 2-4 | 1 | 1 | 2 | 1 | 2 | 2 | 3 | 1 | 1 | 1 | 1 | -9 | |
| 3 | Avery Anderson III | G | 21:26 | 1-2 | 0-0 | 3-4 | 0 | 0 | 0 | 4 | 2 | 5 | 4 | 2 | 0 | 0 | 0 | -4 | |
| 11 | Trevian Tennyson | G | 32:19 | 1-7 | 1-6 | 0-0 | 0 | 4 | 4 | 3 | 1 | 3 | 2 | 2 | 3 | 0 | 0 | -11 | |
| 4 | Jameer Nelson Jr. | G | 20:15 | 3-9 | 0-4 | 0-0 | 1 | 1 | 3 | 2 | 6 | 3 | 1 | 0 | 0 | 0 | -15 | | |
| 12 | Xavier Cork | G | 12:15 | 2-2 | 0-0 | 0-2 | 1 | 1 | 0 | 1 | 4 | 2 | 0 | 0 | 1 | 0 | 0 | -6 | |
| 5 | Chuck O'Bannon | G | 13:54 | 2-6 | 0-1 | 0-0 | 2 | 1 | 3 | 1 | 1 | 4 | 0 | 0 | 0 | 1 | 1 | -4 | |
| 21 | JaKobe Coles | G | 16:52 | 5-7 | 3-3 | 1-2 | 1 | 2 | 1 | 1 | 14 | 0 | 0 | 0 | 0 | 0 | 1 | -5 | |
| 44 | Essam Mostafa | G | 01:54 | 0-1 | 0-0 | 0-0 | 1 | 0 | 1 | 1 | 1 | 0 | 0 | 1 | 0 | 0 | 1 | -8 | |
| Team | | | | | | | 1 | 4 | 5 | | | 0 | 3 | | | | | | |
| Totals | | | 23:52 | 5-17 | | | | | | | | | | | | | | | |

2023-24 BOX SCORES



Official Basketball Box Score - Final
Texas Tech at #10 Iowa State
02/17/24 James H. Hilton Coliseum, Ames, Iowa
2023-24 Men's Basketball

Game Time: 11:01 AM
Game Duration: 2:05
Attendance: 14,207

Officials: Darron George, Brooks Wells, Steve Divina

| NO. Name | Min | FG | | 3P | | FT | | Rebounds | | Fouls | | TP | AS | TO | ST | Blocks | | +/- |
|--------------------|---------|-------|------|-------|-----|----|----|----------|----|-------|----|----|----|----|----|--------|----|-----|
| | | M-A | M-A | M-A | M-A | OR | DR | TOT | PF | FD | BS | | | | | BA | | |
| 5 Darron Williams | F 37:53 | 3-5 | 2-3 | 4-4 | 1 | 10 | 11 | 4 | 4 | 12 | 2 | 4 | 2 | 0 | 0 | 0 | -8 | |
| 25 Robert Jennings | F 28:31 | 4-7 | 0-0 | 5-7 | 3 | 2 | 5 | 2 | 5 | 13 | 1 | 2 | 0 | 1 | 1 | -1 | | |
| 2 Pop Isaacs | G 28:30 | 2-11 | 0-7 | 4-4 | 0 | 2 | 2 | 4 | 4 | 8 | 3 | 5 | 0 | 0 | 0 | -14 | | |
| 6 Joe Toussaint | G 36:48 | 6-9 | 3-4 | 1-1 | 0 | 1 | 1 | 1 | 4 | 16 | 4 | 1 | 1 | 0 | 0 | -8 | | |
| 24 Kerwin Walton | G 25:57 | 3-8 | 3-8 | 0 | 0 | 0 | 0 | 3 | 0 | 9 | 1 | 0 | 1 | 0 | 0 | -2 | | |
| 0 Chance McMillian | G 31:25 | 4-10 | 0-6 | 2-2 | 1 | 5 | 6 | 1 | 1 | 10 | 2 | 2 | 0 | 0 | 0 | -3 | | |
| 21 KyeRon Lindsay | G 10:56 | 2-3 | 0-0 | 2-4 | 0 | 4 | 4 | 0 | 2 | 6 | 0 | 1 | 0 | 1 | 0 | -7 | | |
| Team | | | | | | | | | | | | | | | | | | |
| Totals | | 24-53 | 8-28 | 18-22 | 6 | 28 | 34 | 16 | 20 | 74 | 13 | 16 | 4 | 2 | 1 | -8 | | |

Technical Fouls: Coach 2nd 7:07

Shooting By Period
1st FG% 7-21 33.3%
2nd FG% 17-32 53.1%
3rd FG% 9-10 90.0%
4th FG% 24-53 45.3%
FT% 8-28 28.6%
FT% 18-22 81.8%

Dead Ball Rebounds: 3.1



Official Basketball Box Score - Final
Iowa St. at Houston
02/19/24 Fertitta Center, Houston, Texas
2023-24 Men's Basketball

Game Time: 8:07 PM
Game Duration: 2:15
Attendance: 7,895

Officials: Rick Crawford, Ron Groover, Pat Adams

| NO. Name | Min | FG | | 3P | | FT | | Rebounds | | Fouls | | TP | AS | TO | ST | Blocks | | +/- |
|----------------------|---------|-------|------|-------|-----|----|----|----------|----|-------|----|----|----|----|----|--------|-----|-----|
| | | M-A | M-A | M-A | M-A | OR | DR | TOT | PF | FD | BS | | | | | BA | | |
| 0 Tre King | F 25:39 | 5-8 | 3-3 | 0-0 | 4 | 4 | 8 | 4 | 2 | 13 | 0 | 2 | 2 | 0 | 0 | 0 | -16 | |
| 12 Robert Jones | F 25:03 | 3-6 | 0-0 | 1-2 | 3 | 0 | 3 | 4 | 2 | 7 | 3 | 2 | 2 | 1 | 0 | -4 | | |
| 22 Milan Momcilovic | F 30:52 | 3-9 | 0-3 | 3-3 | 1 | 4 | 5 | 2 | 3 | 9 | 2 | 0 | 0 | 0 | 0 | -7 | | |
| 3 Tamin Lipsey | G 33:51 | 1-8 | 0-1 | 2-3 | 0 | 3 | 3 | 2 | 5 | 4 | 4 | 6 | 1 | 0 | 1 | -3 | | |
| 10 Keshon Gilbert | G 32:00 | 6-10 | 3-4 | 2-5 | 1 | 3 | 4 | 4 | 5 | 17 | 5 | 4 | 0 | 0 | 2 | -5 | | |
| 4 Demarion Watson | 06:30 | 0-0 | 0-0 | 0-0 | 0 | 0 | 0 | 0 | 0 | 0 | 0 | 0 | 0 | 0 | 0 | 0 | | |
| 5 Curtis Jones | 29:01 | 4-10 | 3-5 | 2-2 | 0 | 3 | 3 | 1 | 1 | 13 | 2 | 0 | 0 | 0 | 0 | -3 | | |
| 24 Hason Ward | 13:20 | 1-3 | 0-0 | 0-0 | 2 | 2 | 4 | 2 | 2 | 0 | 0 | 0 | 0 | 1 | 0 | -3 | | |
| 1 Jackson Paveletzke | 03:44 | 0-1 | 0-1 | 0-0 | 0 | 0 | 0 | 0 | 0 | 2 | 0 | 0 | 0 | 0 | 0 | 1 | | |
| Team | | | | | | | | | | | | | | | | | | |
| Totals | | 23-55 | 9-17 | 10-15 | 13 | 26 | 39 | 21 | 18 | 65 | 16 | 16 | 5 | 2 | 3 | -8 | | |

Technical Fouls: NONE

Shooting By Period
1st FG% 8-27 29.6%
2nd FG% 13-23 56.5%
3rd FG% 5-11 45.5%
4th FG% 21-50 42.0%
FT% 24-32 75.0%

Dead Ball Rebounds: 3.0

| NO. Name | Min | FG | | 3P | | FT | | Rebounds | | Fouls | | TP | AS | TO | ST | Blocks | | +/- |
|----------------------|---------|-------|------|-------|-----|----|----|----------|----|-------|----|----|----|----|----|--------|--|-----|
| | | M-A | M-A | M-A | M-A | OR | DR | TOT | PF | FD | BS | | | | | BA | | |
| 0 Tre King | F 24:54 | 4-8 | 0-1 | 0-1 | 0 | 3 | 3 | 2 | 2 | 8 | 0 | 1 | 1 | 0 | 0 | 9 | | |
| 12 Robert Jones | F 25:20 | 5-6 | 0-0 | 0-0 | 3 | 4 | 7 | 4 | 1 | 10 | 1 | 0 | 2 | 1 | 0 | 3 | | |
| 22 Milan Momcilovic | F 33:42 | 5-14 | 0-3 | 0-1 | 1 | 1 | 1 | 3 | 10 | 1 | 2 | 0 | 0 | 0 | 0 | 17 | | |
| 3 Tamin Lipsey | G 26:58 | 3-8 | 0-2 | 4-5 | 1 | 3 | 4 | 3 | 3 | 10 | 4 | 2 | 2 | 0 | 1 | 2 | | |
| 10 Keshon Gilbert | G 35:07 | 8-16 | 4-7 | 4-6 | 2 | 6 | 8 | 2 | 5 | 24 | 5 | 0 | 1 | 0 | 1 | 3 | | |
| 5 Curtis Jones | 29:59 | 4-11 | 2-6 | 2-2 | 1 | 2 | 3 | 2 | 1 | 12 | 2 | 0 | 0 | 0 | 0 | -1 | | |
| 24 Hason Ward | 09:21 | 1-3 | 0-0 | 0-0 | 0 | 1 | 1 | 4 | 0 | 2 | 0 | 1 | 2 | 0 | 0 | 7 | | |
| 4 Demarion Watson | 06:48 | 2-2 | 0-0 | 0-0 | 0 | 3 | 3 | 1 | 0 | 4 | 0 | 0 | 0 | 0 | 0 | -2 | | |
| 1 Jackson Paveletzke | 07:51 | 1-2 | 0-0 | 0-0 | 0 | 1 | 1 | 0 | 2 | 0 | 0 | 0 | 0 | 0 | 0 | 2 | | |
| Team | | | | | | | | | | | | | | | | | | |
| Totals | | 33-70 | 6-19 | 10-15 | 11 | 24 | 35 | 20 | 15 | 82 | 13 | 6 | 8 | 1 | 2 | 8 | | |

Technical Fouls: NONE

Shooting By Period
1st FG% 17-39 43.6%
2nd FG% 16-31 51.6%
3rd FG% 4-8 50.0%
4th FG% 8-11 72.7%
FT% 33-70 47.1%
FT% 6-19 31.6%
FT% 10-15 66.7%

Dead Ball Rebounds: 2.0

| Biggest lead | TTU | ISU | Points from Turnovers | Paint | Second Chance | Fast Breaks | Bench | Period by Period Scoring | | | |
|------------------|----------------|---------------|-----------------------|-------|---------------|-------------|-------|--------------------------|-------|-------|-------|
| | | | | | | | | 1st | 2nd | TOT | |
| 2 (1st 18:57) | 21 (2nd 11:23) | 10 (1st 8:42) | 22 | 44 | 9 | 11 | 16 | 20 | 28 | 50 | 74 |
| Best Scoring Run | 7 (2nd 7:57) | 1 (1st 8:42) | 1 | 1 | 1 | 1 | 1 | 1 | 1 | 1 | 1 |
| Lead Changes | 1 | 1 | 1 | 1 | 1 | 1 | 1 | 1 | 1 | 1 | 1 |
| Times Tied | 1 | 1 | 1 | 1 | 1 | 1 | 1 | 1 | 1 | 1 | 1 |
| Time with Lead | 00:18 | 37:35 | 00:00 | 00:00 | 00:00 | 00:00 | 00:00 | 00:00 | 00:00 | 00:00 | 00:00 |

Game Notes: Class A Technical: TTU Coach (7:07, 2nd) *

| NO. Name | Min | FG | | 3P | | FT | | Rebounds | | Fouls | | TP | AS | TO | ST | Blocks | | +/- |
|--------------------|---------|-------|------|-------|-----|----|----|----------|----|-------|----|----|----|----|----|--------|--|-----|
| | | M-A | M-A | M-A | M-A | OR | DR | TOT | PF | FD | BS | | | | | BA | | |
| 5 Ja'Vier Francis | F 26:49 | 2-3 | 0-0 | 0-4 | 2 | 5 | 7 | 2 | 3 | 4 | 1 | 1 | 1 | 1 | 0 | 12 | | |
| 13 J'Wan Roberts | F 26:16 | 3-5 | 0-0 | 0-0 | 3 | 3 | 6 | 5 | 1 | 6 | 2 | 1 | 1 | 0 | 0 | 11 | | |
| 1 Jamal Sheard | G 37:39 | 6-10 | 2-3 | 12-13 | 0 | 4 | 2 | 8 | 26 | 6 | 2 | 3 | 0 | 0 | 0 | 14 | | |
| 4 Lu Cryer | G 32:31 | 2-10 | 2-9 | 2-2 | 0 | 1 | 1 | 5 | 1 | 8 | 1 | 2 | 1 | 0 | 0 | 6 | | |
| 21 Emanuel Sharp | G 29:33 | 5-13 | 2-7 | 8-9 | 0 | 1 | 2 | 4 | 20 | 0 | 4 | 0 | 1 | 4 | 0 | 1 | | |
| 25 Joseph Tugler | 11:20 | 0-3 | 0-1 | 0-0 | 0 | 2 | 2 | 1 | 0 | 0 | 0 | 1 | 1 | 0 | 1 | -2 | | |
| 8 Mylik Wilson | 19:31 | 3-4 | 1-2 | 0-2 | 1 | 5 | 6 | 0 | 3 | 7 | 1 | 1 | 1 | 2 | 0 | 0 | | |
| 3 Ramon Walker Jr. | 09:24 | 0-1 | 0-1 | 2-2 | 0 | 1 | 1 | 0 | 1 | 2 | 0 | 0 | 1 | 0 | 0 | 3 | | |
| 11 Damian Dunn | 06:57 | 0-1 | 0-1 | 0-0 | 0 | 0 | 0 | 1 | 0 | 0 | 0 | 0 | 0 | 0 | 0 | -8 | | |
| Team | | | | | | | | | | | | | | | | | | |
| Totals | | 21-50 | 7-24 | 24-32 | 8 | 22 | 30 | 18 | 21 | 73 | 11 | 9 | 13 | 3 | 2 | 8 | | |

Technical Fouls: NONE

Shooting By Period
1st FG% 13-23 56.5%
2nd FG% 5-11 45.5%
3rd FG% 21-50 42.0%
FT% 24-32 75.0%

Dead Ball Rebounds: 3.0

| Biggest lead | ISU | HOU | Points from Turnovers | Paint | Second Chance | Fast Breaks | Bench | Period by Period Scoring | | | | |
|------------------|----------------|---------------|-----------------------|-------|---------------|-------------|-------|--------------------------|-------|-------|-------|-------|
| | | | | | | | | 1st | 2nd | TOT | | |
| 0 (1st 20:00) | 13 (1st 10:00) | 9 | 20 | 22 | 13 | 8 | 15 | 9 | 20 | 28 | 42 | 65 |
| Best Scoring Run | 7 (2nd 11:13) | 8 (1st 10:00) | 1 | 1 | 1 | 1 | 1 | 1 | 1 | 1 | 1 | 1 |
| Lead Changes | 0 | 0 | 0 | 0 | 0 | 0 | 0 | 0 | 0 | 0 | 0 | 0 |
| Times Tied | 0 | 0 | 0 | 0 | 0 | 0 | 0 | 0 | 0 | 0 | 0 | 0 |
| Time with Lead | 00:00 | 38:49 | 00:00 | 00:00 | 00:00 | 00:00 | 00:00 | 00:00 | 00:00 | 00:00 | 00:00 | 00:00 |



Official Basketball Box Score - Final
West Virginia at #6 Iowa State
02/24/24 James H. Hilton Coliseum, Ames, Iowa
2023-24 Men's Basketball

Game Time: 1:05 PM
Game Duration: 1:57
Attendance: 14,207

Officials: Gary Maxwell, Antonio Petty, Blake Harris

| NO. Name | Min | FG | | 3P | | FT | | Rebounds | | Fouls | | TP | AS | TO | ST | Blocks | | +/- |
|--------------------|---------|-------|-------|-------|-----|----|----|----------|----|-------|----|----|----|----|----|--------|--|-----|
| | | M-A | M-A | M-A | M-A | OR | DR | TOT | PF | FD | BS | | | | | BA | | |
| 11 Quinn Stazinski | F 21:56 | 3-6 | 2-4 | 3-3 | 1 | 1 | 2 | 4 | 2 | 11 | 2 | 2 | 1 | 0 | 0 | 0 | | |
| 7 Jesse Edwards | C 33:14 | 4-5 | 0-0 | 2-3 | 2 | 6 | 8 | 2 | 5 | 10 | 3 | 5 | 2 | 4 | 0 | -5 | | |
| 2 Kobe Johnson | G 30:03 | 5-7 | 2-3 | 0-1 | 0 | 2 | 2 | 0 | 2 | 12 | 3 | 1 | 0 | 1 | 0 | -2 | | |
| 3 Kerr Krisia | G 35:14 | 4-7 | 4-7 | 0-0 | 0 | 0 | 0 | 4 | 2 | 12 | 2 | 5 | 1 | 0 | 0 | -6 | | |
| 21 RaeQuan Battle | G 27:21 | 2-11 | 1-6 | 4-4 | 0 | 5 | 5 | 1 | 2 | 9 | 1 | 2 | 0 | 0 | 3 | -2 | | |
| 13 Akok Akok | 08:58 | 0-2 | 0-1 | 0-0 | 0 | 0 | 0 | 0 | 0 | 0 | 0 | 1 | 0 | 1 | 0 | -14 | | |
| 1 Noah Farrakhan | 19:02 | 2-4 | 1-2 | 0-0 | 1 | 2 | 3 | 3 | 1 | 5 | 2 | 2 | 1 | 0 | 0 | 1 | | |
| 22 Josiah Harris | 21:00 | 2-4 | 0-1 | 1-1 | 0 | 5 | 5 | 0 | 1 | 5 | 1 | 4 | 2 | 1 | 0 | -10 | | |
| 24 Pat Suemnick | 03:13 | 0-0 | 0-0 | 0-0 | 0 | 0 | 0 | 0 | 0 | 0 | 0 | 1 | 0 | 0 | 0 | 3 | | |
| Team | | | | | | | | | | | | | | | | | | |
| Totals | | 22-46 | 10-24 | 10-12 | 6 | 24 | 30 | 16 | 15 | 64 | 14 | 23 | 7 | 7 | 3 | -7 | | |

Technical Fouls: NONE

Shooting By Period
1st FG% 10-21 47.6%
2nd FG% 12-25 48.0%
3rd FG% 5-14 35.7%
4th FG% 7-11 63.6%
GM FG% 22-46 47.8%
FT% 10-12 83.3%

Dead Ball Rebounds: 1.0

| NO. Name | Min | FG | | 3P | | FT | | Rebounds | | Fouls | | TP | AS | TO | ST | Blocks | | +/- |
|----------------------|---------|-------|------|-------|-----|----|----|----------|----|-------|----|----|----|----|----|--------|--|-----|
| | | M-A | M-A | M-A | M-A | OR | DR | TOT | PF | FD | BS | | | | | BA | | |
| 0 Tre King | F 23:56 | 4-6 | 0-1 | 0-0 | 4 | 1 | 5 | 4 | 0 | 8 | 0 | 0 | 1 | 0 | 1 | 6 | | |
| 12 Robert Jones | F 21:34 | 2-3 | 0-0 | 2-3 | 2 | 2 | 4 | 1 | 3 | 6 | 0 | 0 | 3 | 0 | 1 | 2 | | |
| 22 Milan Momcilovic | F 28:18 | 3-10 | 2-6 | 0-0 | 0 | 2 | 2 | 1 | 2 | 8 | 2 | 1 | 0 | 2 | 0 | -3 | | |
| 3 Tamin Lipsey | G 31:22 | 4-9 | 2-2 | 4-7 | 3 | 1 | 4 | 1 | 7 | 14 | 6 | 4 | 2 | 0 | 1 | 7 | | |
| 10 Keshon Gilbert | G 24:51 | 3-8 | 0-2 | 2-2 | 0 | 1 | 1 | 4 | 2 | 8 | 2 | 0 | 3 | 0 | 2 | -8 | | |
| 5 Curtis Jones | 33:07 | 5-14 | 2-9 | 0-0 | 0 | 4 | 4 | 1 | 0 | 12 | 1 | 3 | 2 | 0 | 1 | 8 | | |
| 24 Hason Ward | 16:54 | 3-5 | 0-0 | 1-1 | 4 | 5 | 1 | 1 | 6 | 0 | 0 | 0 | 2 | 0 | 0 | 6 | | |
| 4 Demarion Watson | 03:58 | 0-0 | 0-0 | 0-0 | 0 | 0 | 0 | 0 | 0 | 0 | 0 | 1 | 0 | 1 | 0 | 2 | | |
| 1 Jackson Paveletzke | 16:00 | 3-5 | 1-2 | 2-2 | 0 | 2 | 2 | 2 | 1 | 9 | 1 | 2 | 1 | 0 | 1 | 15 | | |
| Team | | | | | | | | | | | | | | | | | | |
| Totals | | 27-60 | 7-22 | 10-15 | 12 | 19 | 31 | 15 | 16 | 71 | 12 | 13 | 14 | 3 | 7 | 7 | | |

Technical Fouls: NONE

Shooting By Period
1st FG% 15-34 44.1%
2nd FG% 7-16 43.8%
3rd FG% 3-4 75.0%
4th FG% 12-26 46.2%
FT% 0-0 0.0%
FT% 7-11 63.6%
GM FG% 27-60 45.0%
FT% 10-15 66.7%

2023-24 IOWA STATE OVERALL STATS

Game Records

| Record | Overall | Home | Away | Neutral |
|----------------|---------|------|------|---------|
| ALL GAMES | 25-7 | 18-0 | 5-5 | 2-2 |
| CONFERENCE | 13-5 | 9-0 | 4-5 | 0-0 |
| NON-CONFERENCE | 12-2 | 9-0 | 1-0 | 2-2 |

Score by Periods

| Team | 1st | 2nd | OT | TOT |
|-----------|------|------|----|------|
| Iowa St. | 1161 | 1263 | 0 | 2424 |
| Opponents | 894 | 1087 | 0 | 1981 |

Team Box Score

| No. | Player | Total | | | 3-Point | | | F-Throw | | Rebounds | | | | Other Stats | | | | | | | | |
|------------------|---------------------|-----------|-------------|------|-----------------|-------------|----------------|-------------|----------------|-------------|------------|------------|-------------|-------------|------------|-----------|------------|------------|------------|------------|-------------|-------------|
| | | GP-GS | MIN | AVG | FG-FGA | FG% | 3FG-3FGA | 3FG% | FT-FTA | FT% | OFF | DEF | TOT | AVG | PF | DQ | A | TO | BLK | STL | PTS | AVG |
| 10 | GILBERT, Keshon | 32-32 | 986:12 | 30.8 | 135-308 | .438 | 30-92 | .326 | 132-182 | .725 | 28 | 112 | 140 | 4.4 | 74 | 1 | 135 | 89 | 2 | 61 | 432 | 13.5 |
| 3 | LIPSEY, Tamin | 31-31 | 963:27 | 31.1 | 134-318 | .421 | 36-97 | .371 | 83-121 | .686 | 41 | 104 | 145 | 4.7 | 64 | 2 | 149 | 71 | 2 | 85 | 387 | 12.5 |
| 22 | MOMCILOVIC, Milan | 32-32 | 969:07 | 30.3 | 122-290 | .421 | 49-142 | .345 | 52-64 | .813 | 13 | 87 | 100 | 3.1 | 55 | 0 | 40 | 29 | 13 | 18 | 345 | 10.8 |
| 5 | JONES, Curtis | 32-1 | 860:48 | 26.9 | 120-300 | .400 | 59-178 | .331 | 41-52 | .788 | 10 | 84 | 94 | 2.9 | 57 | 0 | 60 | 25 | 2 | 47 | 340 | 10.6 |
| 0 | KING, Tre | 32-32 | 738:22 | 23.1 | 116-230 | .504 | 13-47 | .277 | 55-68 | .809 | 59 | 108 | 167 | 5.2 | 79 | 1 | 24 | 45 | 8 | 35 | 300 | 9.4 |
| 12 | JONES, Robert | 32-29 | 720:44 | 22.5 | 109-179 | .609 | 0-0 | .000 | 48-92 | .522 | 78 | 61 | 139 | 4.3 | 71 | 2 | 32 | 32 | 30 | 39 | 266 | 8.3 |
| 24 | WARD, Hason | 23-3 | 370:44 | 16.1 | 55-94 | .585 | 0-0 | .000 | 18-34 | .529 | 37 | 51 | 88 | 3.8 | 60 | 1 | 20 | 13 | 26 | 27 | 128 | 5.6 |
| 1 | PAVELETZKE, Jackson | 31-0 | 340:09 | 11.0 | 37-89 | .416 | 13-33 | .394 | 21-28 | .750 | 2 | 32 | 34 | 1.1 | 21 | 0 | 31 | 18 | 0 | 7 | 108 | 3.5 |
| 33 | BILIEW, Omaha | 17-0 | 136:10 | 8.0 | 15-28 | .536 | 0-2 | .000 | 17-28 | .607 | 11 | 13 | 24 | 1.4 | 19 | 1 | 6 | 6 | 1 | 6 | 47 | 2.8 |
| 4 | WATSON, Demarion | 30-0 | 267:48 | 8.9 | 25-37 | .676 | 2-2 | 1.000 | 8-14 | .571 | 20 | 34 | 54 | 1.8 | 28 | 0 | 3 | 6 | 13 | 9 | 60 | 2.0 |
| 11 | FISH, Kayden | 4-0 | 18:13 | 4.6 | 2-5 | .400 | 0-0 | .000 | 2-2 | 1.000 | 3 | 3 | 6 | 1.5 | 4 | 0 | 1 | 1 | 1 | 0 | 6 | 1.5 |
| 13 | KELDERMAN, Cade | 10-0 | 18:53 | 1.9 | 1-3 | .333 | 1-2 | .500 | 2-2 | 1.000 | 0 | 1 | 1 | 0.1 | 0 | 0 | 0 | 0 | 0 | 3 | 5 | 0.5 |
| 23 | HAWLEY, Conrad | 7-0 | 09:24 | 1.3 | 0-1 | .000 | 0-0 | .000 | 0-2 | .000 | 2 | 0 | 2 | 0.3 | 1 | 0 | 1 | 0 | 0 | 0 | 0 | 0.0 |
| Team | | | | | | | | | | | 54 | 46 | 100 | | | | 13 | | | | | |
| Total | | 32 | 6400 | | 871-1882 | .463 | 203-595 | .341 | 479-689 | .695 | 358 | 736 | 1094 | 34.2 | 533 | 8 | 502 | 348 | 98 | 337 | 2424 | 75.8 |
| Opponents | | 32 | 6400 | | 661-1633 | .405 | 239-741 | .323 | 420-590 | .712 | 304 | 745 | 1049 | 32.8 | 596 | 14 | 390 | 571 | 113 | 199 | 1981 | 61.9 |

Team Statistics

| | IOWAST | OPP |
|------------------------|-----------------|-----------------|
| Scoring | 2424 | 1981 |
| Points per game | 75.8 | 61.9 |
| Scoring margin | +13.8 | - |
| Field goals-att | 871-1882 | 661-1633 |
| Field goal pct | .463 | .405 |
| 3 point fg-att | 203-595 | 239-741 |
| 3-point FG pct | .341 | .323 |
| 3-pt FG made per game | 6.3 | 7.5 |
| Free throws-att | 479-689 | 420-590 |
| Free throw pct | .695 | .712 |
| F-Throws made per game | 15.0 | 13.1 |
| Rebounds | 1094 | 1049 |
| Rebounds per game | 34.2 | 32.8 |
| Rebounding margin | +1.4 | - |
| Assists | 502 | 390 |
| Assists per game | 15.7 | 12.2 |
| Turnovers | 348 | 571 |
| Turnovers per game | 10.9 | 17.8 |
| Turnover margin | +7.0 | - |
| Assist/turnover ratio | 1.4 | 0.7 |
| Steals | 337 | 199 |
| Steals per game | 10.5 | 6.2 |
| Blocks | 98 | 113 |
| Blocks per game | 3.1 | 3.5 |
| Winning streak | 1 | - |
| Home win streak | 18 | - |
| Attendance | 249620 | 95995 |
| Home games-Avg/Game | 18-13868 | 10-9600 |
| Neutral site-Avg/Game | - | 4-1750 |

Team Results

| Date | Opponent | | Score | Att. |
|------------|------------------|---|--------|-------|
| 11/06/2023 | Green Bay | W | 85-44 | 13360 |
| 11/09/2023 | Lindenwood | W | 102-47 | 13327 |
| 11/12/2023 | Idaho St. | W | 86-55 | 13529 |
| 11/19/2023 | Grambling | W | 92-37 | 12975 |
| 11/23/2023 | vs VCU | W | 68-64 | 2458 |
| 11/24/2023 | vs Virginia Tech | L | 62-71 | 2579 |
| 11/26/2023 | vs Texas A&M | L | 69-73 | 1964 |
| 12/01/2023 | at DePaul | W | 99-80 | 4852 |
| 12/07/2023 | Iowa | W | 90-65 | 14267 |
| 12/10/2023 | Prairie View | W | 107-56 | 13570 |
| 12/17/2023 | Florida A&M | W | 96-58 | 13081 |
| 12/21/2023 | Eastern Ill. | W | 80-48 | 12841 |
| 12/31/2023 | New Hampshire | W | 85-70 | 14267 |
| 01/06/2024 | at Oklahoma | L | 63-71 | 11333 |
| 01/09/2024 | Houston | W | 57-53 | 14267 |
| 01/13/2024 | Oklahoma St. | W | 66-42 | 14267 |
| 01/16/2024 | at BYU | L | 72-87 | 15491 |
| 01/20/2024 | at TCU | W | 73-72 | 7739 |
| 01/24/2024 | Kansas St. | W | 78-67 | 14267 |
| 01/27/2024 | Kansas | W | 79-75 | 14267 |
| 02/03/2024 | at Baylor | L | 68-70 | 7500 |
| 02/06/2024 | at Texas | W | 70-65 | 10663 |
| 02/10/2024 | TCU | W | 71-59 | 14267 |
| 02/13/2024 | at Cincinnati | W | 68-59 | 11819 |
| 02/17/2024 | Texas Tech | W | 82-74 | 14267 |
| 02/19/2024 | at Houston | L | 65-73 | 7895 |
| 02/24/2024 | West Virginia | W | 71-64 | 14267 |
| 02/28/2024 | Oklahoma | W | 58-45 | 14267 |
| 03/02/2024 | at UCF | W | 60-52 | 9392 |
| 03/06/2024 | BYU | W | 68-63 | 14267 |
| 03/09/2024 | at Kansas St. | L | 58-65 | 9311 |
| 03/14/2024 | vs Kansas St. | W | 76-57 | 0 |

2023-24 IOWA STATE BIG 12 STATS

Game Records

| Record | Overall | Home | Away | Neutral |
|----------------|---------|------|------|---------|
| ALL GAMES | 13-5 | 9-0 | 4-5 | 0-0 |
| CONFERENCE | 13-5 | 9-0 | 4-5 | 0-0 |
| NON-CONFERENCE | 0-0 | 0-0 | 0-0 | 0-0 |

Score by Periods

| Team | 1st | 2nd | OT | TOT |
|-----------|-----|-----|----|------|
| Iowa St. | 585 | 642 | 0 | 1227 |
| Opponents | 503 | 653 | 0 | 1156 |

Team Box Score

| No. | Player | Total | | | | | 3-Point | | F-Throw | | Rebounds | | | | Other Stats | | | | | | | | | |
|------------------|---------------------|-----------|-------------|------|-----------------|-------------|----------------|-------------|----------------|-------------|------------|------------|------------|-------------|-------------|----------|------------|------------|-----------|------------|-------------|-------------|--|--|
| | | GP-GS | MIN | AVG | FG-FGA | FG% | 3FG-3FGA | 3FG% | FT-FTA | FT% | OFF | DEF | TOT | AVG | PF | DQ | A | TO | BLK | STL | PTS | AVG | | |
| 10 | GILBERT, Keshon | 18-18 | 567:15 | 31.5 | 73-177 | .412 | 21-60 | .350 | 66-89 | .742 | 16 | 63 | 79 | 4.4 | 44 | 1 | 66 | 51 | 1 | 28 | 233 | 12.9 | | |
| 5 | JONES, Curtis | 18-1 | 520:52 | 28.9 | 72-175 | .411 | 34-101 | .337 | 27-31 | .871 | 5 | 41 | 46 | 2.6 | 32 | 0 | 32 | 14 | 1 | 22 | 205 | 11.4 | | |
| 3 | LIPSEY, Tamin | 17-17 | 527:55 | 31.1 | 59-168 | .351 | 14-46 | .304 | 42-59 | .712 | 19 | 43 | 62 | 3.6 | 39 | 1 | 66 | 40 | 1 | 37 | 174 | 10.2 | | |
| 22 | MOMCILOVIC, Milan | 18-18 | 564:07 | 31.3 | 59-160 | .369 | 21-74 | .284 | 23-32 | .719 | 7 | 43 | 50 | 2.8 | 28 | 0 | 26 | 18 | 3 | 11 | 162 | 9.0 | | |
| 0 | KING, Tre | 18-18 | 420:02 | 23.3 | 57-130 | .438 | 12-38 | .316 | 20-26 | .769 | 33 | 54 | 87 | 4.8 | 48 | 1 | 9 | 25 | 4 | 17 | 146 | 8.1 | | |
| 12 | JONES, Robert | 18-18 | 388:35 | 21.6 | 53-99 | .535 | 0-0 | .000 | 20-45 | .444 | 44 | 28 | 72 | 4.0 | 46 | 1 | 20 | 18 | 13 | 22 | 126 | 7.0 | | |
| 24 | WARD, Hason | 18-0 | 296:07 | 16.5 | 42-73 | .575 | 0-0 | .000 | 15-27 | .556 | 28 | 41 | 69 | 3.8 | 45 | 1 | 16 | 13 | 19 | 22 | 99 | 5.5 | | |
| 4 | WATSON, Demarion | 18-0 | 185:37 | 10.3 | 17-25 | .680 | 2-2 | 1.000 | 5-8 | .625 | 14 | 26 | 40 | 2.2 | 21 | 0 | 2 | 3 | 9 | 4 | 41 | 2.3 | | |
| 1 | PAVELETZKE, Jackson | 17-0 | 115:34 | 6.8 | 15-32 | .469 | 3-9 | .333 | 4-4 | 1.000 | 1 | 10 | 11 | 0.6 | 12 | 0 | 4 | 9 | 0 | 4 | 37 | 2.2 | | |
| 33 | BILIEW, Omaha | 4-0 | 12:35 | 3.1 | 2-2 | 1.000 | 0-0 | .000 | 0-3 | .000 | 1 | 2 | 3 | 0.8 | 0 | 0 | 0 | 0 | 0 | 0 | 4 | 1.0 | | |
| 13 | KELDERMAN, Cade | 1-0 | 01:20 | 1.3 | 0-0 | .000 | 0-0 | .000 | 0-0 | .000 | 0 | 0 | 0 | 0.0 | 0 | 0 | 0 | 0 | 0 | 0 | 0 | 0.0 | | |
| Team | | | | | | | | | | | 29 | 25 | 54 | | | | | | | | | | | |
| Total | | 18 | 3600 | | 449-1041 | .431 | 107-330 | .324 | 222-324 | .685 | 197 | 376 | 573 | 31.8 | 315 | 5 | 241 | 201 | 51 | 167 | 1227 | 68.2 | | |
| Opponents | | 18 | 3600 | | 388-914 | .425 | 131-414 | .316 | 249-350 | .711 | 185 | 431 | 616 | 34.2 | 317 | 6 | 235 | 301 | 74 | 118 | 1156 | 64.2 | | |

Team Statistics

| | IOWAST | OPP |
|------------------------|-----------------|----------------|
| Scoring | 1227 | 1156 |
| Points per game | 68.2 | 64.2 |
| Scoring margin | +3.9 | - |
| Field goals-att | 449-1041 | 388-914 |
| Field goal pct | .431 | .425 |
| 3 point fg-att | 107-330 | 131-414 |
| 3-point FG pct | .324 | .316 |
| 3-pt FG made per game | 5.9 | 7.3 |
| Free throws-att | 222-324 | 249-350 |
| Free throw pct | .685 | .711 |
| F-Throws made per game | 12.3 | 13.8 |
| Rebounds | 573 | 616 |
| Rebounds per game | 31.8 | 34.2 |
| Rebounding margin | -2.4 | - |
| Assists | 241 | 235 |
| Assists per game | 13.4 | 13.1 |
| Turnovers | 201 | 301 |
| Turnovers per game | 11.2 | 16.7 |
| Turnover margin | +5.6 | - |
| Assist/turnover ratio | 1.2 | 0.8 |
| Steals | 167 | 118 |
| Steals per game | 9.3 | 6.6 |
| Blocks | 51 | 74 |
| Blocks per game | 2.8 | 4.1 |
| Winning streak | 0 | - |
| Home win streak | 9 | - |
| Attendance | 128403 | 91143 |
| Home games-Avg/Game | 9-14267 | 9-10127 |
| Neutral site-Avg/Game | - | 0-0 |

Team Results

| Date | Opponent | | Score | Att. |
|------------|---------------|---|-------|-------|
| 01/06/2024 | at Oklahoma | L | 63-71 | 11333 |
| 01/09/2024 | Houston | W | 57-53 | 14267 |
| 01/13/2024 | Oklahoma St. | W | 66-42 | 14267 |
| 01/16/2024 | at BYU | L | 72-87 | 15491 |
| 01/20/2024 | at TCU | W | 73-72 | 7739 |
| 01/24/2024 | Kansas St. | W | 78-67 | 14267 |
| 01/27/2024 | Kansas | W | 79-75 | 14267 |
| 02/03/2024 | at Baylor | L | 68-70 | 7500 |
| 02/06/2024 | at Texas | W | 70-65 | 10663 |
| 02/10/2024 | TCU | W | 71-59 | 14267 |
| 02/13/2024 | at Cincinnati | W | 68-59 | 11819 |
| 02/17/2024 | Texas Tech | W | 82-74 | 14267 |
| 02/19/2024 | at Houston | L | 65-73 | 7895 |
| 02/24/2024 | West Virginia | W | 71-64 | 14267 |
| 02/28/2024 | Oklahoma | W | 58-45 | 14267 |
| 03/02/2024 | at UCF | W | 60-52 | 9392 |
| 03/06/2024 | BYU | W | 68-63 | 14267 |
| 03/09/2024 | at Kansas St. | L | 58-65 | 9311 |

2023-24 IOWA STATE SEASON/CAREER STATS

Summary

| Player | Season Statistics | | | | | | | | | | Career Statistics | | | | | | | | | |
|---------------------|-------------------|-------|------|-------|-------|-----|-----|-----|-----|-------|-------------------|-------|------|------|-------|-----|-----|-----|-----|-------|
| | GP-GS | MIN/G | FG% | 3FG% | FT% | R/G | A/G | STL | BLK | PTS/G | GP-GS | MIN/G | FG% | 3FG% | FT% | R/G | A/G | STL | BLK | PTS/G |
| BILIEW, Omaha | 17-0 | 8.0 | .536 | .000 | .607 | 1.4 | 0.4 | 6 | 1 | 2.8 | 17-0 | 8.0 | .536 | .000 | .607 | 1.4 | 0.4 | 6 | 1 | 2.8 |
| FISH, Kayden | 4-0 | 4.6 | .400 | .000 | 1.000 | 1.5 | 0.3 | 0 | 1 | 1.5 | 4-0 | 4.6 | .400 | .000 | 1.000 | 1.5 | 0.3 | 0 | 1 | 1.5 |
| GILBERT, Keshon | 32-32 | 30.8 | .438 | .326 | .725 | 4.4 | 4.2 | 61 | 2 | 13.5 | 95-65 | 24.2 | .436 | .342 | .740 | 3.5 | 3.0 | 151 | 9 | 9.1 |
| HAWLEY, Conrad | 7-0 | 1.3 | .000 | .000 | .000 | 0.3 | 0.1 | 0 | 0 | 0.0 | 16-0 | 1.6 | .000 | .000 | .250 | 0.6 | 0.1 | 0 | 0 | 0.1 |
| JONES, Curtis | 32-1 | 26.9 | .400 | .331 | .788 | 2.9 | 1.9 | 47 | 2 | 10.6 | 91-32 | 23.9 | .400 | .348 | .766 | 3.2 | 2.1 | 104 | 11 | 9.6 |
| JONES, Robert | 32-29 | 22.5 | .609 | .000 | .522 | 4.3 | 1.0 | 39 | 30 | 8.3 | 145-79 | 19.0 | .546 | .000 | .455 | 3.9 | 0.8 | 108 | 82 | 6.7 |
| KELDERMAN, Cade | 10-0 | 1.9 | .333 | .500 | 1.000 | 0.1 | 0.0 | 3 | 0 | 0.5 | 10-0 | 1.9 | .333 | .500 | 1.000 | 0.1 | 0.0 | 3 | 0 | 0.5 |
| KING, Tre | 32-32 | 23.1 | .504 | .277 | .809 | 5.2 | 0.8 | 35 | 8 | 9.4 | 147-114 | 22.5 | .497 | .270 | .742 | 5.0 | 0.7 | 162 | 88 | 9.6 |
| LIPSEY, Tamin | 31-31 | 31.1 | .421 | .371 | .686 | 4.7 | 4.8 | 85 | 2 | 12.5 | 64-64 | 30.3 | .445 | .336 | .709 | 4.3 | 4.6 | 158 | 5 | 9.8 |
| MOMCILOVIC, Milan | 32-32 | 30.3 | .421 | .345 | .813 | 3.1 | 1.3 | 18 | 13 | 10.8 | 32-32 | 30.3 | .421 | .345 | .813 | 3.1 | 1.3 | 18 | 13 | 10.8 |
| PAVELETZKE, Jackson | 31-0 | 11.0 | .416 | .394 | .750 | 1.1 | 1.0 | 7 | 0 | 3.5 | 64-33 | 22.3 | .477 | .393 | .826 | 1.9 | 2.4 | 32 | 0 | 9.5 |
| WARD, Hason | 23-3 | 16.1 | .585 | .000 | .529 | 3.8 | 0.9 | 27 | 26 | 5.6 | 125-38 | 15.0 | .587 | .000 | .636 | 3.7 | 0.7 | 88 | 155 | 4.9 |
| WATSON, Demarion | 30-0 | 8.9 | .676 | 1.000 | .571 | 1.8 | 0.1 | 9 | 13 | 2.0 | 59-0 | 10.3 | .494 | .286 | .500 | 2.2 | 0.2 | 18 | 28 | 1.8 |

Scoring

| Player | Season Statistics | | | | | | | | Career Statistics | | | | | | | |
|---------------------|-------------------|------|----------|-------|---------|-------|-----|-------|-------------------|------|----------|------|---------|-------|------|-------|
| | FG-FGA | FG% | 3FG-3FGA | 3FG% | FT-FTA | FT% | PTS | PTS/G | FG-FGA | FG% | 3FG-3FGA | 3FG% | FT-FTA | FT% | PTS | PTS/G |
| BILIEW, Omaha | 15-28 | .536 | 0-2 | .000 | 17-28 | .607 | 47 | 2.8 | 15-28 | .536 | 0-2 | .000 | 17-28 | .607 | 47 | 2.8 |
| FISH, Kayden | 2-5 | .400 | 0-0 | .000 | 2-2 | 1.000 | 6 | 1.5 | 2-5 | .400 | 0-0 | .000 | 2-2 | 1.000 | 6 | 1.5 |
| GILBERT, Keshon | 135-308 | .438 | 30-92 | .326 | 132-182 | .725 | 432 | 13.5 | 285-653 | .436 | 65-190 | .342 | 233-315 | .740 | 868 | 9.1 |
| HAWLEY, Conrad | 0-1 | .000 | 0-0 | .000 | 0-2 | .000 | 0 | 0.0 | 0-5 | .000 | 0-1 | .000 | 1-4 | .250 | 1 | 0.1 |
| JONES, Curtis | 120-300 | .400 | 59-178 | .331 | 41-52 | .788 | 340 | 10.6 | 311-777 | .400 | 150-431 | .348 | 105-137 | .766 | 877 | 9.6 |
| JONES, Robert | 109-179 | .609 | 0-0 | .000 | 48-92 | .522 | 266 | 8.3 | 408-747 | .546 | 0-0 | .000 | 152-334 | .455 | 968 | 6.7 |
| KELDERMAN, Cade | 1-3 | .333 | 1-2 | .500 | 2-2 | 1.000 | 5 | 0.5 | 1-3 | .333 | 1-2 | .500 | 2-2 | 1.000 | 5 | 0.5 |
| KING, Tre | 116-230 | .504 | 13-47 | .277 | 55-68 | .809 | 300 | 9.4 | 553-1112 | .497 | 43-159 | .270 | 264-356 | .742 | 1413 | 9.6 |
| LIPSEY, Tamin | 134-318 | .421 | 36-97 | .371 | 83-121 | .686 | 387 | 12.5 | 230-517 | .445 | 41-122 | .336 | 127-179 | .709 | 628 | 9.8 |
| MOMCILOVIC, Milan | 122-290 | .421 | 49-142 | .345 | 52-64 | .813 | 345 | 10.8 | 122-290 | .421 | 49-142 | .345 | 52-64 | .813 | 345 | 10.8 |
| PAVELETZKE, Jackson | 37-89 | .416 | 13-33 | .394 | 21-28 | .750 | 108 | 3.5 | 204-428 | .477 | 59-150 | .393 | 138-167 | .826 | 605 | 9.5 |
| WARD, Hason | 55-94 | .585 | 0-0 | .000 | 18-34 | .529 | 128 | 5.6 | 267-455 | .587 | 0-13 | .000 | 84-132 | .636 | 618 | 4.9 |
| WATSON, Demarion | 25-37 | .676 | 2-2 | 1.000 | 8-14 | .571 | 60 | 2.0 | 44-89 | .494 | 6-21 | .286 | 14-28 | .500 | 108 | 1.8 |

Totals

| Player | Season Statistics | | | | | | | | | Career Statistics | | | | | | | | |
|---------------------|-------------------|-------|-------|----|----|-----|----|------|-------|-------------------|-------|-----|----|-----|-----|------|--|--|
| | O-REB | D-REB | TOTAL | PF | FO | A | TO | A/TO | O-REB | D-REB | TOTAL | PF | FO | A | TO | A/TO | | |
| BILIEW, Omaha | 11 | 13 | 24 | 19 | 1 | 6 | 6 | 1.0 | 11 | 13 | 24 | 19 | 1 | 6 | 6 | 1.0 | | |
| FISH, Kayden | 3 | 3 | 6 | 4 | 0 | 1 | 1 | 1.0 | 3 | 3 | 6 | 4 | 0 | 1 | 1 | 1.0 | | |
| GILBERT, Keshon | 28 | 112 | 140 | 74 | 1 | 135 | 89 | 1.5 | 85 | 249 | 334 | 201 | 3 | 286 | 218 | 1.3 | | |
| HAWLEY, Conrad | 2 | 0 | 2 | 1 | 0 | 1 | 0 | 0.0 | 4 | 5 | 9 | 2 | 0 | 1 | 0 | 0.0 | | |
| JONES, Curtis | 10 | 84 | 94 | 57 | 0 | 60 | 25 | 2.4 | 47 | 248 | 295 | 152 | 1 | 188 | 76 | 2.5 | | |
| JONES, Robert | 78 | 61 | 139 | 71 | 2 | 32 | 32 | 1.0 | 246 | 325 | 571 | 356 | 13 | 121 | 187 | 0.6 | | |
| KELDERMAN, Cade | 0 | 1 | 1 | 0 | 0 | 0 | 0 | 0.0 | 0 | 1 | 1 | 0 | 0 | 0 | 0 | 0.0 | | |
| KING, Tre | 59 | 108 | 167 | 79 | 1 | 24 | 45 | 0.5 | 269 | 473 | 742 | 451 | 23 | 101 | 210 | 0.5 | | |
| LIPSEY, Tamin | 41 | 104 | 145 | 64 | 2 | 149 | 71 | 2.1 | 88 | 188 | 276 | 139 | 4 | 295 | 152 | 1.9 | | |
| MOMCILOVIC, Milan | 13 | 87 | 100 | 55 | 0 | 40 | 29 | 1.4 | 13 | 87 | 100 | 55 | 0 | 40 | 29 | 1.4 | | |
| PAVELETZKE, Jackson | 2 | 32 | 34 | 21 | 0 | 31 | 18 | 1.7 | 15 | 107 | 122 | 57 | 0 | 154 | 97 | 1.6 | | |
| WARD, Hason | 37 | 51 | 88 | 60 | 1 | 20 | 13 | 1.5 | 156 | 304 | 460 | 255 | 5 | 83 | 113 | 0.7 | | |
| WATSON, Demarion | 20 | 34 | 54 | 28 | 0 | 3 | 6 | 0.5 | 47 | 81 | 128 | 61 | 0 | 13 | 22 | 0.6 | | |

Game Records

| Record | Overall | Home | Away | Neutral |
|----------------|---------|------|------|---------|
| ALL GAMES | 25-7 | 18-0 | 5-5 | 2-2 |
| CONFERENCE | 13-5 | 9-0 | 4-5 | 0-0 |
| NON-CONFERENCE | 12-2 | 9-0 | 1-0 | 2-2 |

Team Box Score Extended

| No. | Player | GP-GS | MIN | AVG | Total | | | 3-Point | | | F-Throw | | | Rebounds | | | PF | DQ | A | A/G | TO | TO/G | A/TO | BLK | BLK/G | STL | STL/G | PTS | AVG |
|------------------|---------------------|-----------|-------------|------|-----------------|-------------|----------------|-------------|----------------|-------------|------------|------------|-------------|-------------|------------|-----------|------------|--------------|------------|--------------|-------------|------------|-------------|------------|--------------|-------------|-------------|-----|-----|
| | | | | | FG-FGA | FG% | 3FG-3FGA | 3FG% | FT-FTA | FT% | OFF | DEF | TOT | AVG | AVG | AVG | | | | | | | | | | | | | |
| 10 | GILBERT, Keshon | 32-32 | 986:12 | 30.8 | 135-308 | .438 | 30-92 | .326 | 132-182 | .725 | 28 | 112 | 140 | 4.4 | 74 | 1 | 135 | 4.22 | 89 | 2.78 | 1.52 | 2 | 0.06 | 61 | 1.91 | 432 | 13.5 | | |
| 3 | LIPSEY, Tamin | 31-31 | 963:27 | 31.1 | 134-318 | .421 | 36-97 | .371 | 83-121 | .686 | 41 | 104 | 145 | 4.7 | 64 | 2 | 149 | 4.81 | 71 | 2.29 | 2.10 | 2 | 0.06 | 85 | 2.74 | 387 | 12.5 | | |
| 22 | MOMICLOVIC, Milan | 32-32 | 969:07 | 30.3 | 122-290 | .421 | 49-142 | .345 | 52-64 | .813 | 13 | 87 | 100 | 3.1 | 55 | 0 | 40 | 1.25 | 29 | 0.91 | 1.38 | 13 | 0.41 | 18 | 0.56 | 345 | 10.8 | | |
| 5 | JONES, Curtis | 32-1 | 860:48 | 26.9 | 120-300 | .400 | 59-178 | .331 | 41-52 | .788 | 10 | 84 | 94 | 2.9 | 57 | 0 | 60 | 1.88 | 25 | 0.78 | 2.40 | 2 | 0.06 | 47 | 1.47 | 340 | 10.6 | | |
| 0 | KING, Tre | 32-32 | 738:22 | 23.1 | 116-230 | .504 | 13-47 | .277 | 55-68 | .809 | 59 | 108 | 167 | 5.2 | 79 | 1 | 24 | 0.75 | 45 | 1.41 | 0.53 | 8 | 0.25 | 35 | 1.09 | 300 | 9.4 | | |
| 12 | JONES, Robert | 32-29 | 720:44 | 22.5 | 109-179 | .609 | 0-0 | .000 | 48-92 | .522 | 78 | 61 | 139 | 4.3 | 71 | 2 | 32 | 1.00 | 32 | 1.00 | 1.00 | 30 | 0.94 | 39 | 1.22 | 266 | 8.3 | | |
| 24 | WARD, Hason | 23-3 | 370:44 | 16.1 | 55-94 | .585 | 0-0 | .000 | 18-34 | .529 | 37 | 51 | 88 | 3.8 | 60 | 1 | 20 | 0.87 | 13 | 0.57 | 1.54 | 26 | 1.13 | 27 | 1.17 | 128 | 5.6 | | |
| 1 | PAVELETZKE, Jackson | 31-0 | 340:09 | 11.0 | 37-89 | .416 | 13-33 | .394 | 21-28 | .750 | 2 | 32 | 34 | 1.1 | 21 | 0 | 31 | 1.00 | 18 | 0.58 | 1.72 | 0 | 0.00 | 7 | 0.23 | 108 | 3.5 | | |
| 33 | BILIEW, Omaha | 17-0 | 136:10 | 8.0 | 15-28 | .536 | 0-2 | .000 | 17-28 | .607 | 11 | 13 | 24 | 1.4 | 19 | 1 | 6 | 0.35 | 6 | 0.35 | 1.00 | 1 | 0.06 | 6 | 0.35 | 47 | 2.8 | | |
| 4 | WATSON, Demarion | 30-0 | 267:48 | 8.9 | 25-37 | .676 | 2-2 | 1.000 | 8-14 | .571 | 20 | 34 | 54 | 1.8 | 28 | 0 | 3 | 0.10 | 6 | 0.20 | 0.50 | 13 | 0.43 | 9 | 0.30 | 60 | 2.0 | | |
| 11 | FISH, Kayden | 4-0 | 18:13 | 4.6 | 2-5 | .400 | 0-0 | .000 | 2-2 | 1.000 | 3 | 3 | 6 | 1.5 | 4 | 0 | 1 | 0.25 | 1 | 0.25 | 1.00 | 1 | 0.25 | 0 | 0.00 | 6 | 1.5 | | |
| 13 | KELDERMAN, Cade | 10-0 | 18:53 | 1.9 | 1-3 | .333 | 1-2 | .500 | 2-2 | 1.000 | 0 | 1 | 1 | 0.1 | 0 | 0 | 0 | 0.00 | 0 | 0.00 | 0.00 | 0 | 0.00 | 3 | 0.30 | 5 | 0.5 | | |
| 23 | HAWLEY, Conrad | 7-0 | 09:24 | 1.3 | 0-1 | .000 | 0-0 | .000 | 0-2 | .000 | 2 | 0 | 2 | 0.3 | 1 | 0 | 1 | 0.14 | 0 | 0.00 | 1.00 | 0 | 0.00 | 0 | 0.00 | 0 | 0.0 | | |
| Total | | 32 | 6400 | | 871-1882 | .463 | 203-595 | .341 | 479-689 | .695 | 358 | 736 | 1094 | 34.2 | 533 | 8 | 502 | 15.69 | 348 | 10.88 | 1.44 | 98 | 3.06 | 337 | 10.53 | 2424 | 75.8 | | |
| Opponents | | 32 | 6400 | | 661-1633 | .405 | 239-741 | .323 | 420-590 | .712 | 304 | 745 | 1049 | 32.8 | 596 | 14 | 390 | 12.19 | 571 | 17.84 | 0.68 | 113 | 3.53 | 199 | 6.22 | 1981 | 61.9 | | |

Score by Periods

| Team | 1st | 2nd | OT | TOT |
|-----------|------|------|----|------|
| Iowa St. | 1161 | 1263 | 0 | 2424 |
| Opponents | 894 | 1087 | 0 | 1981 |

2023-24 IOWA STATE COMPARISON STATS

| Opponent | 1st | 2nd | Score | Mar | Total FG | FG Pct | 3-Pointers | 3FG Pct | Free Throws | FT Pct | Rebounds | Assist | T/Over | Block | Steal | Fouls |
|---------------|-------|-------|--------|------|-------------|-----------|-------------|-----------|-------------|-----------|------------|--------|--------|-------|-------|-------|
| GREEN BAY | 49/18 | 36/26 | 85-44 | +41 | 31-66/13-46 | .470/.283 | 8-18/8-33 | .444/.242 | 15-22/10-14 | .682/.714 | 44/29 +15 | 16/7 | 4/16 | 2/5 | 10/2 | 15/18 |
| LINDENWOOD | 46/23 | 56/24 | 102-47 | +55 | 39-66/13-46 | .591/.283 | 7-20/7-24 | .350/.292 | 17-21/14-20 | .810/.700 | 41/27 +14 | 25/8 | 8/22 | 5/1 | 19/5 | 19/19 |
| IDAHO ST. | 44/25 | 42/30 | 86-55 | +31 | 31-65/18-43 | .477/.419 | 4-13/8-19 | .308/.421 | 20-30/11-22 | .667/.500 | 37/30 +7 | 15/11 | 9/24 | 5/4 | 17/6 | 23/23 |
| GRAMBLING | 48/14 | 44/23 | 92-37 | +55 | 32-51/14-49 | .627/.286 | 7-15/3-12 | .467/.250 | 21-27/6-7 | .778/.857 | 37/18 +19 | 20/5 | 14/21 | 4/2 | 14/7 | 8/21 |
| VCU | 24/33 | 44/31 | 68-64 | +4 | 24-59/20-44 | .407/.455 | 2-13/10-23 | .154/.435 | 18-30/14-18 | .600/.778 | 38/29 +9 | 11/11 | 7/16 | 1/5 | 7/3 | 14/22 |
| Virginia Tech | 30/40 | 32/31 | 62-71 | (9) | 21-50/20-49 | .420/.408 | 5-21/11-28 | .238/.393 | 15-26/20-23 | .577/.870 | 30/35 (5) | 12/16 | 13/15 | 1/1 | 9/7 | 19/18 |
| Texas A&M | 35/25 | 34/48 | 69-73 | (4) | 21-61/26-64 | .344/.406 | 9-34/6-24 | .265/.250 | 18-27/15-25 | .667/.600 | 44/42 +2 | 14/10 | 16/13 | 2/3 | 9/11 | 20/21 |
| DePaul | 41/37 | 58/43 | 99-80 | +19 | 39-69/25-56 | .565/.446 | 7-17/9-19 | .412/.474 | 14-21/21-24 | .667/.875 | 34/31 +3 | 29/14 | 9/17 | 2/3 | 9/8 | 16/16 |
| IOWA | 47/29 | 43/36 | 90-65 | +25 | 32-60/22-57 | .533/.386 | 8-17/8-26 | .471/.308 | 18-26/13-16 | .692/.813 | 36/33 +3 | 19/14 | 12/19 | 6/3 | 12/9 | 13/21 |
| PRAIRIE VIEW | 52/35 | 55/21 | 107-56 | +51 | 31-51/19-57 | .608/.333 | 9-15/7-19 | .600/.368 | 36-48/11-13 | .750/.846 | 43/22 +21 | 19/11 | 25/29 | 5/3 | 16/14 | 17/30 |
| FLORIDA A&M | 44/24 | 52/34 | 96-58 | +38 | 35-59/20-51 | .593/.392 | 10-20/10-27 | .500/.370 | 16-24/8-14 | .667/.571 | 30/36 (6) | 24/14 | 5/23 | 3/2 | 15/0 | 12/20 |
| EASTERN ILL. | 39/26 | 41/22 | 80-48 | +32 | 27-56/20-51 | .482/.392 | 10-23/4-21 | .435/.190 | 16-18/4-6 | .889/.667 | 32/32 - | 20/11 | 8/17 | 3/1 | 6/2 | 12/19 |
| NEW HAMPSHIRE | 43/35 | 42/35 | 85-70 | +15 | 34-74/25-59 | .459/.424 | 9-25/11-34 | .360/.324 | 8-14/9-15 | .571/.600 | 44/36 +8 | 24/14 | 11/18 | 4/1 | 13/5 | 11/11 |
| Oklahoma | 26/32 | 37/39 | 63-71 | (8) | 26-61/24-51 | .426/.471 | 3-16/10-25 | .188/.400 | 8-11/13-16 | .727/.813 | 31/29 +2 | 9/17 | 8/11 | 0/3 | 6/3 | 17/17 |
| HOUSTON | 31/21 | 26/32 | 57-53 | +4 | 18-47/19-50 | .383/.380 | 3-15/7-26 | .200/.269 | 18-22/8-12 | .818/.667 | 28/34 (6) | 14/8 | 12/16 | 0/5 | 8/7 | 12/19 |
| OKLAHOMA ST. | 37/26 | 29/16 | 66-42 | +24 | 27-58/15-47 | .466/.319 | 3-15/7-24 | .200/.292 | 9-11/5-14 | .818/.357 | 35/32 +3 | 16/10 | 9/20 | 3/3 | 13/6 | 18/16 |
| BYU | 35/39 | 37/48 | 72-87 | (15) | 26-59/27-57 | .441/.474 | 4-14/13-35 | .286/.371 | 16-25/20-24 | .640/.833 | 34/36 (2) | 13/21 | 13/11 | 3/3 | 4/7 | 17/19 |
| TCU | 44/26 | 29/46 | 73-72 | +1 | 29-62/23-46 | .468/.500 | 7-21/6-18 | .333/.333 | 8-13/20-26 | .615/.769 | 24/40 (16) | 18/13 | 13/27 | 4/5 | 18/5 | 18/15 |
| KANSAS ST. | 41/29 | 37/38 | 78-67 | +11 | 22-51/22-49 | .431/.449 | 7-21/8-24 | .333/.333 | 27-39/15-23 | .692/.652 | 38/25 +13 | 13/13 | 15/17 | 1/5 | 10/8 | 20/26 |
| KANSAS | 30/26 | 49/49 | 79-75 | +4 | 28-61/27-60 | .459/.450 | 14-30/7-20 | .467/.350 | 9-18/14-19 | .500/.737 | 34/40 (6) | 18/18 | 11/12 | 5/1 | 8/5 | 17/17 |
| Baylor | 28/40 | 40/30 | 68-70 | (2) | 22-56/21-46 | .393/.457 | 5-14/12-23 | .357/.522 | 19-32/16-23 | .594/.696 | 31/36 (5) | 10/14 | 11/20 | 5/4 | 10/8 | 22/23 |
| Texas | 36/19 | 34/46 | 70-65 | +5 | 27-66/22-54 | .409/.407 | 6-17/3-14 | .353/.214 | 10-13/18-20 | .769/.900 | 36/35 +1 | 11/14 | 8/14 | 4/8 | 10/4 | 19/11 |
| TCU | 30/22 | 41/37 | 71-59 | +12 | 24-48/23-52 | .500/.442 | 8-19/5-17 | .421/.294 | 15-18/8-16 | .833/.500 | 25/30 (5) | 20/15 | 10/12 | 6/3 | 5/7 | 16/17 |
| Cincinnati | 34/26 | 34/33 | 68-59 | +9 | 28-59/19-50 | .475/.380 | 5-18/9-23 | .278/.391 | 7-8/12-17 | .875/.706 | 24/38 (14) | 12/11 | 11/25 | 1/5 | 12/6 | 15/14 |
| TEXAS TECH | 38/24 | 44/50 | 82-74 | +8 | 33-70/24-53 | .471/.453 | 6-19/8-28 | .316/.286 | 10-15/18-22 | .667/.818 | 35/34 +1 | 13/13 | 6/16 | 1/2 | 8/4 | 20/15 |
| Houston | 23/28 | 42/45 | 65-73 | (8) | 23-55/21-50 | .418/.420 | 9-17/7-24 | .529/.292 | 10-15/24-32 | .667/.750 | 39/30 +9 | 16/11 | 16/9 | 2/3 | 5/13 | 21/18 |
| WEST VIRGINIA | 40/30 | 31/34 | 71-64 | +7 | 27-60/22-46 | .450/.478 | 7-22/10-24 | .318/.417 | 10-15/10-12 | .667/.833 | 31/30 +1 | 12/14 | 13/23 | 3/7 | 14/7 | 15/16 |
| OKLAHOMA | 25/20 | 33/25 | 58-45 | +13 | 21-63/15-46 | .333/.326 | 4-16/3-17 | .250/.176 | 12-17/12-19 | .706/.632 | 40/35 +5 | 12/10 | 8/14 | 2/6 | 8/2 | 19/18 |
| UCF | 36/29 | 24/23 | 60-52 | +8 | 21-46/20-47 | .457/.426 | 5-21/1-19 | .238/.053 | 13-19/11-18 | .684/.611 | 26/31 (5) | 16/5 | 17/22 | 1/0 | 9/10 | 18/23 |
| BYU | 27/38 | 41/25 | 68-63 | +5 | 25-68/22-56 | .368/.393 | 6-18/8-29 | .333/.276 | 12-18/11-16 | .667/.688 | 35/45 (10) | 11/13 | 6/17 | 4/8 | 10/5 | 12/18 |
| Kansas St. | 24/28 | 34/37 | 58-65 | (7) | 22-51/22-54 | .431/.407 | 5-17/7-24 | .294/.292 | 9-15/14-21 | .600/.667 | 27/36 (9) | 7/15 | 14/15 | 6/3 | 9/11 | 19/15 |
| Kansas St. | 34/27 | 42/30 | 76-57 | +19 | 25-54/18-47 | .463/.383 | 1-14/6-18 | .071/.333 | 25-31/15-23 | .806/.652 | 31/33 (2) | 13/10 | 6/20 | 4/5 | 14/2 | 19/20 |

Note: Game totals are displayed in the format TEAM/OPPONENT for each category

2024




MEN'S BASKETBALL

FIRST ROUND
TUESDAY
MARCH 12

SECOND ROUND
WEDNESDAY
MARCH 13

QUARTERFINALS
THURSDAY
MARCH 14

SEMIFINALS
FRIDAY
MARCH 15

CHAMPIONSHIP
SATURDAY
MARCH 16



RADIO/TV CHART

COACHING STAFF/SUPPORT STAFF



T.J. OTZELBERGER
Head Coach
3rd Year
OTTS-ull-burger



JR BLOUNT
Assistant Coach
3rd year
J-R rhymes with count



KYLE GREEN
Assistant Coach
3rd year




NATE SCHMIDT
Assistant Coach
3rd year



MICAH BYARS
Dir. of Operations
13th year



PETE LINK
Strength Coach
3rd year



ERIK CRAWFORD
Director of Player
Development
5th Year



STEVIE TAYLOR
Assistant Director of
Player Development
2nd year



THOMAS POLLARD
Data Analytics
Specialist
2nd year



LAVONTE DAVIS
Graduate Assistant
1st year



BRIAN PEARSON
Graduate Assistant
1st year



VIC MILLER
Athletic Trainer
22nd year

STUDENT-ATHLETES



Tre King
F • 6-7 • 230 • Sr.
Lexington, Ky.



Jackson Paveletzke
(PAV-uh-LET-ski)
(Pav rhymes with have)
G • 6-2 • 185 • So.
Kimberly, Wis.



Jelani Hamilton
G • 6-5 • 195 • Fr.
Marietta, Ga.



Tamin Lipsey
(Tay-men)
G • 6-1 • 200 • So.
Ames, Iowa



Demarion Watson
(Duh-mar-eon)
G • 6-7 • 220 • So.
Maple Grove, Minn.




Curtis Jones
G • 6-4 • 190 • Sr.
Minneapolis, Minn.



Keshon Gilbert
(KEY-shonn)
G • 6-4 • 200 • Jr.
St. Louis, Mo.



Kayden Fish
G • 6-6 • 250 • Fr.
Kansas City, Mo.



Robert Jones
F • 6-10 • 255 • Sr.
Prior Lake, Minn.



Cade Kelderman
(KELL-dur-men)
G • 6-1 • 180 • Fr.
Waukee, Iowa



Milan Momcilovic
(MEE-lunn
mom-CHILL-uh-VEECH)
F • 6-8 • 220 • Fr.
Pewaukee, Wis.



Conrad Hawley
F • 6-5 • 220 • Jr.
Raymore, Mo.



Hason Ward
(Huh-san)
F • 6-9 • 230 • Sr.
St. Thomas, Barbados



JT Rock
C • 7-1 • 255 • Fr.
Sioux Falls, S.D.



Omaha Biliew
(OH-muh-HAW b'LOO)
F • 6-8 • 225 • Fr.
Waukee, Iowa

SOCIAL MEDIA DIRECTORY

PLAYER
BILIEW
FISH
GILBERT
HAMILTON
HAWLEY
C. JONES
R. JONES
KELDERMAN
KING
LIPSEY
MOMCILOVIC
PAVELETZKE
ROCK
WARD
WATSON

TWITTER/X
@BiliewOmaha
@KaydenFish1
@kg2times
@JelaniHamilton_
@conradxhawley
@Curtis_Jones3
@robbyj1415
@cade_for3
@atgTrekking
@TaminLipsey
@MilanMomcilovi5
@jacksonpavvv
@JTRock12
@HasonWard
@WatsonDemarion

INSTAGRAM
@OmahaBiliew
@KaydenFishh
@keshonn_
@Jelani_Hamilton
@conradxhawley
@jiggy.curt
@rbtjns12
@cadekelderman
@atg.trekking
@tamin_lipsey
@milan_momcilovic
@jackson.pavvv
@jt_rock12
@hasonward
@demarion124