



HORNED FROGS BASKETBALL

FORT WORTH, TEXAS

SCHEDULE/RESULTS

NOVEMBER

Date	Opponent	AP Rank	TV	Time/Result
Mon. 6	Southern	-/	Big 12 Now	W, 108-75
Thur. 9	Omaha	-/	Big 12 Now	W, 82-60
Tues. 14	UTRGV	RV/-	Big 12 Now	W, 88-55
Fri. 17	MVSU	RV/-	Big 12 Now	W, 86-52
Tues. 21	Alcorn State	RV/-	Big 12 Now	W, 93-74
Mon. 27	Houston Christian	RV/-	Big 12 Now	W, 101-64

DECEMBER

Sat. 2	at Georgetown \$	RV/-	FS1	W, 84-83
Sat. 9	vs. Clemson %	RV/24	FS1	L, 74-66
Sat. 16	vs. Arizona State 6	RV/-	ESPNU	W, 79-59
Thur. 21	vs. Old Dominion^	RV/-	ESPNU	W, 111-87
Fri. 22	vs. Nevada^	RV/RV	ESPN2	L, 88-75
Sun. 24	vs. Hawai'i^	RV/-	ESPN2	W, 65-51

JANUARY

Mon. 1	TAMU-Commerce	-/	Big 12 Now	W, 77-42
Sat. 6	at Kansas*	-/2	CBS	L, 83-81
Wed. 10	Oklahoma*	RV/9	ESPN2	W, 80-71
Sat. 13	Houston	RV/2	ESPN	W, 68-67
Tues. 16	at Cincinnati*	19/-	Big 12 Now	L, 81-77 (OT)
Sat. 20	Iowa State*	19/24	ESPNU	L, 73-72
Tues. 23	at Oklahoma State*	RV/-	ESPN2	W, 74-69
Sat. 27	at Baylor*	RV/15	ESPN2	W, 105-102 (30T)
Tues. 30	Texas Tech*	25/15	ESPN2	W, 85-78

FEBRUARY

Sat. 3	Texas*	25/-	ESPN2	L, 77-66
Sat. 10	at Iowa State*	RV/14	ESPN2	L, 71-59
Mon. 12	West Virginia*	RV/-	Big 12 Now	W, 81-65
Sat. 17	at Kansas State*	RV/-	ESPNU	W, 75-72
Tue. 20	at Texas Tech*	RV/23	ESPN2	L, 82-81
Sat. 24	Cincinnati*	RV/-	Big 12 Now	W, 75-57
Mon. 26	Baylor*	RV/11	ESPN	8 p.m.

MARCH

Sat. 2	at BYU*	-/	Big 12 Now	8 p.m.
Wed. 6	at West Virginia*	-/	ESPN2/U	8 p.m.
Sat. 9	UCF	-/	Big 12 Now	4 p.m.
T-S	12-16 Phillips 66 Big 12 Championship			

ALL TIMES CENTRAL

* - Big 12 Conference game

^ - Diamond Head Classic (Honolulu, Hawaii)

6 - at Dickies Arena

% - Discount Tire Hall of Fame Series Toronto

\$ - BIG EAST/Big 12 Battle

FOLLOW TCU BASKETBALL

f /TCUBasketball

X @TCUBasketball

TCUMBB

Website

www.GoFrogs.com

TCU ATHLETIC COMMUNICATIONS

MBB Contact: Steven Schoon // E: s.schoon@tcu.edu
O: 817-257-5299 // C: 620-218-1693

Address: Athletic Communications Office
TCU Box 297600 // Fort Worth, Texas, 76129

FEB. 26 | SCHOLLMAYER ARENA (6,800) | FORT WORTH, TEXAS | 8 PM



TCU Horned Frogs (19-8, 8-6 Big 12)

HC: Jamie Dixon (TCU '87) ■ At TCU: 158-105 (8th) ■ Career: 486-228 (21st)



VS. #11 BAYLOR Bears (19-8, 8-6 Big 12)

HC: Scott Drew (Butler '93) ■ At School: 439-241 (21st) ■ Career: 459-252 (22nd)

PROBABLE STARTERS

Po.	No.	Name	Hgt.	Wt.	Yr.	Ppg	Rpg	Apq	Hometown
G	4	Jameer Nelson Jr.	6-2	205	Sr.	10.9	2.7	3.1	Haverford, Penn.
G	0	Micah Peavy	6-8	215	Sr.	11.3	5.0	2.8	Cibolo, Texas
G	11	Trevian Tennyson	6-3	180	Sr.	9.5	2.3	1.9	Mansfield, Texas
F	2	Emanuel Miller	6-7	215	Sr.	16.1	5.9	2.8	Scarborough, Ontario
C	12	Xavier Cork	6-9	235	Sr.	4.2	2.5	0.7*	Sulphur Springs, Texas

* blocks per game

GAME INFORMATION

Broadcast: ESPN

Play-By-Play: Jon Sciambi

Analyst: Jay Williams

Reporter: Kris Budden

Online: WatchESPN // ESPN App.

Radio: AM 570 KLIF

Play-By-Play: Brian Estridge

Analyst: Colin Boddicker

Online: HFTV // TuneIn // Varsity

SiriusXM: 106 or 199

Series: BU leads 104-87

In Fort Worth: TCU leads 45-44

In Waco: BU leads 55-39

Neutral: BU leads 5-3

First Meeting:

BU won 37-6 (1908-09) in Waco

Last Meeting:

TCU won 105-102 (30T) (1/27/24) in Waco

Winning Streak: TCU W1

Dixon vs. BU: 6-8

RANKINGS

TCU

AP: RV

Coaches: 25

KenPom: 25

NET: 30

BU

AP: 11

Coaches: 11

KenPom: 14

NET: 16

NOTES

- TCU will host No. 11 Baylor Monday at 8 p.m. on ESPN's Big Monday platform.
- TCU is 12-2 at home this season and 102-36 under Jamie Dixon, including 39-31 in Big 12 games.
- Seven of TCU's eight losses are in NET Quadrant 1 games.
- TCU is 3-7 in Q1 games and has two more opportunities for Q1 wins, starting Monday against Baylor.
- TCU is 4-5 against AP Top 25 teams this season and 4-2 against the top 15.
- Of TCU's 37 wins over AP Top 25 teams in its history, 23 have come under Dixon.
- TCU is 5-4 on the road this season, its most since winning six road games in the 2004-05 season.
- Emanuel Miller leads the team and ranks tied for fifth in the Big 12 with 16.5 points per game.
- Miller has scored in double figures in each of the last 15 games and reached 20 points seven times this season.
- Miller is the team leader in rebounds with 5.9 per game, which ranks 12th in the Big 12.
- Miller ranks third in the Big 12 in field goal percentage at 49.0.
- At 1,181 points, Miller ranks 22nd on TCU's all-time scoring list.
- Ernest Udeh Jr. has missed the last two games with a left leg injury suffered at Kansas State.
- Trevian Tennyson ranks second in the Big 12 in 3-point percentage at 43.7.
- Tennyson has made 2.6 threes in Big 12 games this season, which ranks second in the league.
- Jameer Nelson Jr. ranks fourth in the Big 12 and 36th nationally with 2.1 steals per game.
- Nelson is one of three players in the Big 12 that is averaging at least 10 points, 3.0 assists and 2.0 steals per game.
- When trailing by 10 or more points, TCU is 6-4, including 3-1 in road games.
- TCU has used five different starting lineups, including four in the last five games. TCU used 15 last year.
- TCU leads the nation with 19.5 fastbreak points per game.
- TCU leads the Big 12 and ranks 25th nationally in shortest offensive possession length at 15.8 seconds.
- TCU ranks third in the Big 12 and 17th nationally with 9.2 steals per game.
- TCU ranks third in the Big 12 and 21st nationally with 15.1 turnovers forced per game.
- The Frogs have forced 13 or more turnovers in all but five games this season.
- TCU ranks third in the Big 12 and 10th nationally with 17.7 assists per game. The best under Dixon is 18.9 in '17-'18.
- TCU ranks third in the Big 12 with 81.3 points per game. The best under Dixon is 75.4 in '17-'18.
- TCU is shooting 72.4 percent from the free throw line. The best under Jamie Dixon is 70.6 percent in 2017-18.
- TCU ranks third in the Big 12 and 28th nationally in field goal percentage at 48.0 percent.
- In Big 12 games only, TCU is first in scoring offense (77.1) and first in 3-point percentage (38.2).
- With one more win, TCU will have 20 wins for the sixth time in the eight seasons under Dixon.
- Of the sixteen 20-win seasons in TCU's history, five have come in the last seven seasons.
- A win would give Dixon his 18th 20-win season in his 21 seasons as a head coach.
- TCU is looking for three-straight trips to the NCAA Tournament for the first time in school history.

LAST TIME OUT

- TCU won its first-ever game against Cincinnati, 75-57, Saturday at Schollmaier Arena.
- JaKobe Coles and Emanuel Miller led the Frogs with 18 points each. Miller also led the team in rebounds and assists with six each.
- Against one of the top rebounding teams in the nation, TCU won the battle on the boards, 33-32.

SERIES HISTORY

- Baylor leads the all-time series, 104-87. It will be the 192nd meeting in the series.
- TCU is 6-6 against Baylor since the 2017-18 season. Its last sweep over the Bears came in 2018.
- TCU leads the series in Fort Worth, 45-44, but Baylor has won the last three with TCU's last win coming on Feb. 29, 2020. The 75-72 win over the No. 2 Bears was TCU's highest ranked win over a team at home.

UP NEXT

- TCU play at BYU on Saturday at 8 p.m. CT on Big 12 Now on ESPN+.

NUMERICAL ROSTER

No.	Name	Pos.	Ht.	Wt.	Yr.-Exp.	Hometown (High School) / Previous School
0	Micah Peavy	G	6-8	215	Sr.	Cibolo, Texas (Duncanville HS) / Texas Tech
1	Isaiah Manning	F	6-8	220	Fr.	Mansfield, Texas (Mansfield Legacy HS)
2	Emanuel Miller	F	6-7	215	Sr.	Scarborough, Ontario (Prolific Prep - Calif.) / Texas A&M
3	Avery Anderson III	G	6-2	170	Sr.	Justin, Texas (Northwest HS) / Oklahoma State
4	Jameer Nelson Jr.	G	6-2	205	Sr.	Haverford, Penn. (The Haverford School) / Delaware
5	Chuck O'Bannon Jr.	F	6-7	220	R-Sr.	Las Vegas, Nev. (Bishop Gorman - Calif.) / USC
8	Ernest Udeh Jr.	C	6-11	260	So.	Orlando, Fla. (Dr. Phillips HS) / Kansas
11	Trevian Tennyson	G	6-3	180	Sr.	Arlington, Texas (Mansfield Legacy HS) / Texas A&M CC
12	Xavier Cork	F	6-9	235	Sr.	Sulphur Springs, Texas (Sulphur Springs HS) / Western Carolina
21	JaKobe Coles	F	6-8	215	Jr.	Denton, Texas (Guyer HS) / Butler
22	Tyler Lundblade*	G	6-7	212	So.	Dallas, Texas (Greensboro Day School) / SMU
30	Darius Ford*	G	5-11	155	Jr.	Fort Worth, Texas / Paul Laurence Dunbar YMLA
33	Trey Stuart*	G	6-2	175	So.	Weatherford, Texas / Brock HS
35	Cole Despie*	G	6-4	186	Jr.	San Jose, Calif. / Bellarmine College Prep
41	Jace Posey	G	6-5	206	Fr.	Houston, Texas (Strake Jesuit College Prep)
44	Essam Mostafa	F	6-9	250	Sr.	Cairo, Egypt (Long Island Lutheran HS) / Coastal Carolina
55	Zach Gonsoulin*	G	6-0	155	So.	Houston, Texas / IMG Academy - Fla.

* denotes walk-on

COACHES & STAFF

Staff Position	Name	Graduated From	Year at TCU
Head Coach:	Jamie Dixon	TCU, '87	Eighth season at TCU
Associate Head Coach:	Tony Benford	Texas Tech, '86	Fifth season at TCU
Assistant Coach:	Duane Broussard	Bradley, '93	Fifth season at TCU
Assistant Coach:	Jamie McNeilly	New Orleans, '07	Third season at TCU
Assistant AD, Men's Basketball Operations:	Thomas Montigel	TCU, '14	10th season at TCU
Assistant Coach/Player Development:	Corey Santee	TCU, '06	Seventh season at TCU
Assistant Coach/Scouting and Analytics:	Michael Rice	Franklin and Marshal, '20	Fourth season at TCU
Associate Director of Sports Medicine:	Matt Herrill	Kansas, '03	Eighth season at TCU
Associate Director - Human Performance:	Garry Christopher	Baylor, '08	Second season at TCU

PRONUNCIATION GUIDE

Players	Pronunciation
JaKobe Coles	jah-kobe
Xavier Cork	ex-ave-er
Essam Mostafa	e-som
Trevian Tennyson	tray-vee-in tennis-in
Ernest Udeh	oo-day

FROGS BY MAJOR

Communications	Master of Liberal Arts
JaKobe Coles (criminal justice minor)	Avery Anderson III
Ernest Udeh Jr.	Chuck O'Bannon Jr.
	Essam Mostafa
	Jameer Nelson Jr.
	Trevian Tennyson
Criminal Justice	Marketing
Xavier Cork	Cole Despie
	Tyler Lundblade
General Studies	Pre-Business
Chuck O'Bannon Jr. (graduated in '22)	Trey Stuart
Emanuel Miller (graduated in '24)	
Micah Peavy (graduated in '23)	
Finance	Pre-Major
Cole Despie	Zach Gonsoulin
	Jace Posey
Journalism	Sociology
Isaiah Manning	Darius Ford (criminal justice minor)



MICAH PEAVY
Sr. | G | 6-8 | 215
Cibolo, Texas



ISAIAH MANNING
Fr. | F | 6-8 | 220
Mansfield, Texas



EMANUEL MILLER
Sr. | F | 6-7 | 215
Scarborough, Ontario



AVERY ANDERSON III
Sr. | G | 6-2 | 215
Justin, Texas



JAMEER NELSON JR.
Sr. | G | 6-2 | 205
Haverford, Penn.



CHUCK O'BANNON JR.
R-Sr. | F | 6-7 | 220
Las Vegas, Nev.



ERNEST UDEH JR.
SO. | C | 6-11 | 260
Orlando, Fla.




TREVIAN TENNYSON
Sr. | G | 6-3 | 180
Arlington, Texas



XAVIER CORK
Sr. | F | 6-9 | 235
Sulphur Springs, Texas




JAKOBE COLES
Jr. | F | 6-8 | 215
Denton, Texas



TYLER LUNDBLADE
So. | G | 6-7 | 212
Dallas, Texas



DARIUS FORD
Jr. | G | 5-11 | 155
Fort Worth, Texas



TREY STUART
So. | G | 6-2 | 175
Weatherford, Texas



COLE DESPIE
Jr. | G | 6-4 | 186
San Jose, Calif.



JACE POSEY
Fr. | G | 6-5 | 206
Houston, Texas



ESSAM MOSTAFA
Sr. | F | 6-9 | 250
Cairo, Egypt



ZACH GONSOULIN
So. | G | 6-0 | 155
Houston, Texas



JAMIE DIXON
Head Coach



TONY BENFORD
Associate Head Coach



DUANE BROUSSARD
Assistant Coach




JAMIE MCNEILLY
Assistant Coach



THOMAS MONTIGEL
Assistant AD, Men's Basketball Operations



COREY SANTEE
Assistant Coach/Player Development



MICHAEL RICE
Assistant Coach/Scouting and Analytics



ALEX OLESINSKI
Graduate Assistant



JALEN PARHAM
Graduate Assistant



LUKE WEBB
Graduate Assistant



GARRY CHRISTOPHER
Associate Head Coach for Human Performance



MATT HERRILL
Associate Director of Sports Medicine

NOTES

ABOUT THE OPPONENT

- Baylor (19-18, 8-6) is coming off an 82-76 overtime loss to No. 2 Houston at home on Saturday.
- The Bears are led by freshman Ja'Kobe Walters' 14.7 points per game, which ranks 11th in the conference.
- Baylor is the top 3-point shooting team in the conference at 39.6, which also ranks fourth nationally.
- The Bears offensive efficiency of 123.6 ranks fifth nationally.

DIXON CLIMBING THE LIST

With a win at Kansas State earlier this season, Jamie Dixon passed Billy Tubbs and stands in second place for most wins by a TCU head coach.

1. Buster Brannon	204-259	1948-1967
2. Jamie Dixon	157-8-105	2006-present
3. Billy Tubbs	156-95	1994-2002

MILLER FROM THE LINE

Emanuel Miller is shooting 81.1 percent from the free throw line which ranks 11th in the Big 12. It's an improvement from last year's 65.2 percent. This season is way above his career mark of 72.8 percent.

- Miller's 13-of-14 effort from the line against Nevada on Dec. 22 were the most made by a TCU player in 15 seasons. Kevin Langford went 13-of-14 against New Mexico on Feb. 24, 2009.

IN RARE COMPANY

Jameer Nelson Jr. is one of three players in the Big 12 that is averaging at least 10.0 points, 3.0 assists and 2.0 steals per game. Nelson is averaging 10.9 points, 3.1 assists and 2.1 steals per game. Jamal Shead (UH) and Tamin Lipsey (ISU) are the others.

PEAVY IMPROVEMENT

After starting as a freshman at Texas Tech, Micah Peavy is thriving in his senior season at TCU. Among the improvements have been his scoring average and 3-point shooting.

Years	3FGM	Avg.
2020-21 (Texas Tech)	0	5.7
2021-22 (TCU)	5	6.1
2022-23 (TCU)	16	7.0
2023-24 (TCU)	20	11.3

FROG BREAK

TCU leads the nation with with 19.5 fastbreak points per game. The Horned Frogs also led last season at 17.5 fastbreak points per game.

- TCU recorded 43 fastbreak points against Mississippi Valley State on Nov. 17. It was the most fastbreak points for a TCU team under Jamie Dixon (since 2016-17).

KENRICH WILLIAMS JERSEY RETIREMENT

TCU retired the jersey of Oklahoma City Thunder guard/forward Kenrich Williams at a halftime ceremony on Feb. 3. It was the fifth time a jersey has been retired on the TCU men's basketball team and the first since Kurt Thomas was recognized on Feb. 4, 2017. Darrell Browder, James Cash and Dick O'Neal have also had their jerseys retired.

- In three seasons played at TCU (2014-2018), Williams has all-time program ranks of fourth in rebounding (877) and 25th in scoring (1,125).
- He recorded 34 double-doubles and is one of three players in program history with a triple-double.
- He is one of five TCU players in program history with over 1,000 points and 800 rebounds.
- He is the only TCU player to record over 400 points, 300 rebounds and 100 assists in a season.
- He earned All-Big 12 honors twice and was named USBWA All-District VII and NABC All-District 8.
- Was named Most Outstanding Player of the 2017 NIT, which TCU won in Jamie Dixon's first season. The next year, TCU made the NCAA Tournament for the first time since 1998.
- Williams is in his sixth season in the NBA, which ties for the most years played of any Horned Frog.

THIRD BIG 12 PLAYER OF THE WEEK FOR MILLER

Emanuel Miller was named the Big 12 Player of the Week for a program record third time this season on Jan. 29.

- He averaged 21 points, 8.0 rebounds and three assists in

TCU's two road wins. Miller recorded his first double-double of the season with 21 points and a season-high 11 rebounds in 40 minutes played in TCU's 74-69 win at Oklahoma State on Tuesday. Miller had 14 points and seven rebounds in the second half as the Horned Frogs rallied from as many as 17 points down late in the first half.

- Miller scored 21 points and had five rebounds in TCU's 105-102 triple overtime win at No. 15 Baylor on Saturday. His 53 minutes played tied for the most by a TCU player since at least the 1996-97 season. Miller scored eight points in the three overtime periods. Of a possible 95 minutes in TCU's two games, Miller played 93 minutes and committed just two fouls.

DOWN, NOT OUT

TCU is 6-4 this season when trailing by 10 or more points. All three of its Big 12 road wins have come after trailing by double digits.

Opponent	Biggest Deficit	Result/Score
vs. Arizona State	14 10:01 1st	W, 79-59
vs. Nevada	20 14:30 2nd	L, 88-75
Houston	12 8:14 1st	W, 68-67
Iowa State	19 14:57 2nd	L, 73-72
at Oklahoma State	17 5:58 1st	W, 74-69
at Baylor	10 13:18 2nd	W, 105-102 (3OT)
Texas Tech	11 11:11 1st	W, 85-78
Texas	11 0:00 1st	L, 77-66
at Iowa State	17 12:56 2nd	L, 71-59
at Kansas State	10 12:05 1st	W, 75-72

MILLER EARNS SECOND PLAYER OF THE WEEK HONOR

Emanuel Miller earned his second Big 12 Player of the Week award on Jan. 15.

- He averaged 20 points, six rebounds and three assists in TCU's two wins over top 10 ranked teams last week. Miller scored 27 points, two shy of his career-high, and added a season-best nine rebounds in an 80-71 win over No. 9 Oklahoma. He was 11-of-17 from the field against the Sooners and 19 of his points came in the second half.
- Miller recorded a team-high 13 points, including the go-ahead shot with 6.7 seconds remaining in the Horned Frogs' 68-67 win over No. 2 Houston.

MILLER AT 1,000, AGAIN

After going over 1,000 career points last season, Miller has eclipsed the milestone again, this time for points just at TCU.

- With 27 points against No. 9 Oklahoma on Jan. 19, Miller reached 1,000 points scored as a Horned Frog. He became the 40th player to do so and the seventh under Jamie Dixon. It was Dixon's 25th player to reach 1,000 points.
- The other Dixon players to go over 1,000 at TCU are Desmond Bane, Vladimir Brodzianaky, Mike Miles, J.D. Miller, Alex Robinson and Kenrich Williams.
- Miller ranks 22nd in TCU history in scoring at 1,181 points.

COUNTDOWN TO 1,000 FOR O'BANNON

- Chuck O'Bannon Jr. is 105 from 1,000 career points and 125 from 1,000 career points at TCU.
- There are 40 players who have scored 1,000 points at TCU with the latest being Emanuel Miller on Jan. 10, 2024.

TCU VS. RANKED OPPONENTS

- TCU is 4-5 against AP Top 25 teams this season including back-to-back wins over top 10 teams for the second time in program history.
- TCU was 6-8 against AP Top 25 teams last season. It was the most wins over ranked teams in program history.
- Of TCU's 38 wins over AP Top 25 teams in its history, 23 have come under Dixon.
- TCU's 83-60 win at No. 2 Kansas last season was its highest ranked road win in program history.
- TCU's 75-72 win over No. 2 Baylor on Feb. 29, 2020 was its highest ranked home win in program history.
- TCU is 9-4 against AP Top 25 teams at home in the past three seasons.
- Of TCU's six road wins against AP Top 25 teams, five have occurred in the past five seasons.
- TCU is 68-38 all-time as a ranked team.

QUICK FACTS

School:	TCU
Location	Fort Worth, Texas
Population	892,221
Elevation	612 feet
Founded	1873
Enrollment	12,785
Colors	Purple and White
Nickname	Horned Frogs, Frogs
Home Facility	Ed and Rae Schollmaier Arena (6,800)
Conference	Big 12 Conference
Affiliation	NCAA Division I
Chancellor	Dr. Victor J. Boschini, Jr.
Director of Intercollegiate Athletics	Jeremiah Donati
Faculty Rep.	Erik Simanek
Ticket Office Phone	(817) 257-FROG (3764)
Athletics Website	GoFrogs.com

HISTORY

First Season	1908-09
Record All-Time	1,317-1,471 (.472)
NCAA Tournament Appearances / Last	10 / 2023
Record in NCAA Championship	7-10 (.412)
NIT Appearances / Last	8 / 2019
Record in NIT	17-7 (.708)

2022-23 SEASON RECAP

Record (H / A / N)	22-13 (13-4 / 3-7 / 6-2)
Conference Record / Finish	9-9 / T-5th Big 12
Postseason	NCAA Second Round
Final AP/USA Today Ranking	22/NR

COACHING STAFF

Head Coach	Jamie Dixon
Alma Mater	TCU, '87
Record at TCU	158-105 (.603) / Eighth Season
Career Record	486-228 (.683) / 21st Season
Assistant Head Coach	
	Tony Benford, Texas Tech, '86 / Fifth Season
Assistant Coach	
	Duane Broussard, Bradley, '93 / Fifth Season
	Jamie McNeilly, New Orleans, '07 / Third Season
Assistant Coach/Player Development	
	Corey Santee, TCU, '05 / Seventh Season
Assistant Coach/Scouting and Analytics	
	Michael Rice, Franklin and Marshall, '20 / Fourth Season
Assistant Athletics Director, Men's Basketball Operations	
	Thomas Montigel, TCU, '14 / 10th Season

2023-24 TEAM INFO

Lettermen Returning/Lost	5/7
Starters Returning/Lost	2/3
Newcomers	7

ATHLETICS COMMUNICATIONS

Men's Basketball Contact	Steven Schoon
Office Phone Number	(817) 257-5299
Cell Phone Number	(620) 218-1693
Office Fax Number	(817) 257-7964
Email Address	s.schoon@tcu.edu
Mailing Address	TCU Box 297600
	Fort Worth, TX 76129
Press Row Phone Number	(817) 343-9914
Official Athletics Web Site	www.GoFrogs.com

➤ TCU is 4-6 all-time as a top 25 team against a top 25 team. Nine of those matchups have come under Dixon.

TCU's wins over Top 25 teams under Dixon

Jan. 30, 2024	No. 15 Texas Tech	85-78
Jan. 27, 2024	at No. 15 Baylor	105-102
Jan. 13, 2024	No. 2 Houston	68-67
Jan. 10, 2024	No. 9 Oklahoma	80-71
March 9, 2023	vs. No. 12 Kansas State	80-67
March 1, 2023	vs. No. 9 Texas	75-73
Jan. 21, 2023	at No. 2 Kansas	83-60
Jan. 14, 2023	No. 11 Kansas State	82-68
Jan. 4, 2023	No. 19 Baylor	88-87
Nov. 26, 2022	vs. No. 25 Iowa	79-66
March 10, 2022	vs. No. 22 Texas	65-60
March 1, 2022	No. 6 Kansas	74-64
Feb. 26, 2022	No. 9 Texas Tech	69-66
Jan. 29, 2022	No. 19 LSU	77-68
Jan. 22, 2022	at No. 15 Iowa State	59-44
Feb. 29, 2020	No. 2 Baylor	75-72
Feb. 22, 2020	No. 17 West Virginia	67-60 (OT)
Jan. 21, 2020	No. 18 Texas Tech	65-54
Feb. 23, 2019	No. 19 Iowa State	75-72
Feb. 9, 2019	at No. 17 Iowa State	92-83
Jan. 22, 2018	No. 7 West Virginia	82-73
Dec. 8, 2017	vs. No. 22 Nevada	84-80
March 9, 2017	vs. No. 1 Kansas	85-82

LET'S HEAR IT FOR THE GRADS

Seven TCU players have earned their bachelor's degrees. Avery Anderson III (OSU), Essam Mostafa (Coastal Carolina), Jameer Nelson Jr. (Delaware) and Trevian Tennyson (Texas A&M CC) arrived to TCU as graduate transfers this summer. Emanuel Miller, Chuck O'Bannon Jr. and Micah Peavy all graduated from TCU.

TRIPLE OVERTIME WIN AT BAYLOR

TCU handed Baylor its first loss in Foster Pavilion, 105-102, in triple overtime on Jan. 27.

- TCU improved to 3-1 all-time in triple overtime games. It was the first triple OT game since TCU lost to West Virginia, 104-96, on Feb. 26, 2019.
- It was TCU's first triple overtime win since a 108-99 win over Texas State on Nov. 24, 2009.
- It marked the third time in program history that TCU won a road game that was decided in two or more overtime periods.

UDEH'S GAME VS. TEXAS A&M-COMMERCE

Ernest Udeh Jr. recorded his first-career double-double in grand fashion on Jan. 1 in a 77-42 win over Texas A&M-Commerce. He had 13 points and 18 rebounds, both career-highs.

- It was the most rebounds by a TCU player since Nov. 28, 2020 when Kevin Samuel recorded 18 rebounds against Tulsa.
- The 18 rebounds is the third best number by a Big 12 player this season. Hunter Dickenson of Kansas has had games with 21 and 20 rebounds.
- Udeh's 11 offensive rebounds were the most since Jamal Brown had 15 against North Texas on Dec. 23, 2001. He is one of five players to record 11 or more offensive rebounds in a game this season.

FROG HOME BREAK

TCU had 35 days between its home games with Houston Christian on Nov. 27 and Texas A&M Commerce on Jan. 1. The 35-day span is the third longest stretch without a home game among NCAA DI programs.

- Delaware is first on the list at 38, followed by UTA at 36.

SOLID START

➤ The Horned Frogs' 7-0 start to the season was their best since the 2017-18 season when they were 12-0.

CENTURY NOTES

TCU has scored 100 or more points in a game four times in a season for the ninth time in program history and the first time since the 2001-02 season when the Frogs also reached 100 four times. TCU reached 100 points 12 times in the 2000-01 season.

- TCU is 90-4 all-time when scoring 100 points or more.

➤ TCU's 108-75 win over Southern marked the second-highest-scoring home opener in program history. It was the most in an opener since 1984 when TCU defeated St. Edwards (Texas), 112-71.

- It was the most points a TCU team had scored since a 108-99 triple overtime win over Texas State on Nov. 4, 2009. It was the most scored in regulation since Jan. 5, 2002, in a 117-108 loss at USF.
- TCU reached the century mark again in a 101-64 win over Houston Christian on Nov. 27 on the first-career 3-pointer from Darius Ford.
- TCU outscored Old Dominion, 111-87 in the first round of the Diamond Head Classic on Dec. 21. The 111 points were the most points scored by TCU in 23 seasons, since a 120 - 95 win over Grambling on Jan. 24, 2001.
- TCU's 111 points tied for the most in program history at a neutral site. TCU also scored 111 against Houston on Feb. 26, 1977.
- TCU's 111 points broke the old record of 99 for the most points scored at the Diamond Head Classic. In 2014, Ohio scored 99 in a win over DePaul.
- It took TCU three overtimes to reach 100 in a 105-102 win at Baylor on Jan. 27.

OUTREBOUNDING LEADS TO WINS

➤ The breakdown of win/loss records when TCU and/or Jamie Dixon-led teams outrebound their opponent.

TCU this season	13-5
TCU under Dixon	128-41
TCU since the 2015-16 season	137-41
Jamie Dixon coached teams (Pitt/TCU)	392-91

PEAVY'S BIG DAY EARNS BIG 12 POW

On the morning of Saturday, Dec. 16, senior guard Micah Peavy earned his degree in general studies and walked across the stage in Schollmaier Arena. That evening, Peavy recorded the third triple-double in program history with 13 points, 12 rebounds and 10 assists in a 79-59 win over Arizona State at Dickies Arena.

- He became the first to record a triple-double since Kenrich Williams had 11 points, 14 rebounds and 10 assists against Richmond on March 21, 2017. Kurt Thomas was the first TCU player to record a triple-double with 23 points, 14 rebounds and 11 blocks at Texas A&M on Feb. 25, 1995.
- On Dec. 18, Peavy earned his first-career Big 12 Player of the Week honor.

MILLER NAMED BIG 12 POW

Coming off a career-high 29 points in a win at Georgetown, Emanuel Miller was named the Big 12 Conference Player of the Week on Dec. 4.

- Miller's 29 points came on a career-best 12-of-18 from the field and matched a career-high with three made 3-pointers on four attempts. His final points came on a game-winning 3-pointer at the buzzer give the Horned Frogs the 84-83 win over the Hoyas.
- Miller led the Frogs in scoring in the win over Houston Christian earlier that week on Nov. 27 where he had 19 points.
- He averaged 24 points, 4.0 rebounds, 2.5 assists and one block for the week.

CAPTAIN FROG

➤ JaKobe Coles, Xavier Cork, Chuck O'Bannon Jr., Emanuel Miller and Micah Peavy are TCU's returning scholarship players and have been named captains for the season by head coach Jamie Dixon. It is the first time in his eight seasons as TCU's head coach that captains have been named.

- Those five captains helped TCU win a game in each of the past two NCAA Tournaments. It was the first time the Frogs have reached consecutive NCAA Tournaments in 70 years.
- This season, TCU is looking for its third-straight trips to the NCAA Tournament for the first time in school history.

NUMBER NUGGETS

- Ernest Udeh Jr. is the first Horned Frog to wear No. 8
- It is the 11th consecutive season that a player will wear No. 1 (Isaiah Manning).
- Essam Mostafa is the first TCU player in 10 seasons to wear No. 44.
- Jace Posey is the first TCU player in 12 seasons to wear

TCU IN THE AP POLL

- TCU made its AP poll debut on Jan. 15, coming in at No. 19 following back-to-back wins over top 10 teams.
- TCU's highest ranking in program history came on Dec. 25, 2017 when it was No. 10.
- Last season, TCU was ranked for a program-best 15 consecutive weeks and peaked at No. 11. The Frogs finished ranked in the final AP Poll for the fourth time in program history, coming in at No. 22.

DATE	POINTS	RANK
Preseason	0	NR
Nov. 13	34	NR
Nov. 20	69	NR
Nov. 24	66	NR
Dec. 4	87	NR
Dec. 11	6	NR
Dec. 18	10	NR
Dec. 25	0	NR
Jan. 1	0	NR
Jan. 8	3	NR
Jan. 15	293	19
Jan. 22	27	NR
Jan. 29	215	25
Feb. 3	72	NR
Feb. 12	10	NR
Feb. 19	54	NR

BIG TOUGH FROGMAN TRACKER

➤ Since the 2018-19 season, TCU has recognized the player that does all the things necessary to win a game as the Big Tough Frogman. It's charted by members of the coaching staff who seek out things like deflections, diving on the floor and charges.

BTF LEADERBOARD

OPPONENT	BTF
Southern	JaKobe Coles
Omaha	Emanuel Miller
UTRGV	Chuck O'Bannon Jr.
Mississippi Valley State	Emanuel Miller
Alcorn State	Emanuel Miller
Houston Christian	Jameer Nelson Jr.
at Georgetown	Emanuel Miller
vs. Arizona State	Micah Peavy
Texas A&M-Commerce	Ernest Udeh Jr.
Oklahoma	Emanuel Miller
Houston	Micah Peavy
at Oklahoma State	Micah Peavy
at Baylor	Ernest Udeh Jr.
Texas Tech	Jameer Nelson Jr.
West Virginia	Jameer Nelson Jr.
at Kansas State	Micah Peavy
Cincinnati	Essam Mostafa

BTF WINNERS THIS SEASON

Emanuel Miller	5
Micah Peavy	4
Jameer Nelson Jr.	3
Ernest Udeh Jr.	2
JaKobe Coles	1
Essam Mostafa	1
Chuck O'Bannon Jr.	1

FOLLOW THE FROGS

Name	X	Instagram
Avery Anderson III	@averyanderson3_	@averyy0
JaKobe Coles	@jcoles35	@jakobecoles
Xavier Cork	@_xavierrrr_	@zaytge
Cole Despie	@ColeDespie	@coledespie
Darius Ford		@dariusford
Zach Gonsoulin		@zachgonsoulin
Tyler Lundblade	@22lundblade	@tylerlundblade
Isaiah Manning		@bguzzay
Emanuel Miller	@EmanMiller5	@eman.miller
Jameer Nelson Jr.		@jameernelsonjr0
Chuck O'Bannon Jr.		@chuckbreezy_5
Micah Peavy	@mjpv5	@mjpv5
Jace Posey	@PoseySupreme	@supreme_posey
Trey Stuart		@tr3ystuart
Trevian Tennyson		@treytennyson
Ernest Udeh Jr.	@ernestudehjr	@ernestudehjr

AGE AND EXPERIENCE

TCU returned five players from last season's team and added five experienced transfers along with two freshmen.

- TCU's roster is made up of five 1,000-point scorers, the second most in the country. Those five are Avery Anderson III, Emanuel Miller, Essam Mostafa, Jameer Nelson Jr. and Trevian Tennyson. St. Johns has the most with six 1,000-point scorers. Memphis, St. Bonaventure, Tennessee and Villanova each have four.
- Born March 1, 1999, Chuck O'Bannon Jr. is the sixth oldest NCAA DI player. When March Madness occurs, Chuck will be 25 years old. TCU's other 90's baby is Essam Mostafa is the 18th oldest on that list, born Aug. 3, 1999.
- Only Juan Munoz at Hawaii and Seth Towns at Howard, who are in their eighth year playing college basketball, have played more years than Chuck O'Bannon Jr. O'Bannon is in his fourth season at TCU after playing three seasons at USC.
- TCU is second in the Big 12 in minutes returning from last season at 49.9 percent. BYU is first at 74.3 percent.
- TCU ranks as the third-most experienced team by KenPom at 3.28 years.
- TCU's average roster age of 21.4 is tied for the fifth oldest. Cincinnati is the oldest at 22.5, Middle Tennessee State is second at 21.9, followed by St. Bonaventure (21.7), Illinois State (21.6) and UTA (21.4).
- TCU has nine players on its roster who have a career-high of 20 points or more in a game, which is tied with New Mexico for the most in the nation. BYU and Missouri are tied for second with eight.

TOTAL POINTS ON THE ROSTER

TCU boasts the most points per game (2022-23 season) on its roster heading into this season.

- The Frogs have 41.2 points per game returning and add 62.4 points per game via the incoming transfer class. The total of 103.6 returning points per game leads the country. Arkansas is second at 103.3 points per game and Clemson is third with 100.1 points per game.
- Entering the season, TCU's roster totaled 8,499 career points, which led the country. Arkansas was second on the list at 7,026 and St. Bonaventure was third at 6,969.

WHO IS YOUR DADDY AND WHAT DOES HE DO

- TCU has three players whose fathers played in the NBA.
- Jameer Nelson Jr.'s dad, Jameer Nelson, was the 20th overall pick in the 2004 NBA Draft. He played for seven teams over 14 seasons (2004-2018) and averaged 11.3 points and 5.1 assists. Nelson is currently the GM of the Delaware Blue Coats of the NBA G League.
 - Chuck O'Bannon Jr.'s dad, Charles O'Bannon, was a second round pick in the 1997 NBA Draft. He played for the Detroit Pistons for two seasons (1997-99). The O'Bannon's share the same jersey number, 5.
 - Jace Posey's dad, James Posey, was the 18th overall pick in the 1999 NBA Draft. He played for eight teams over 12 seasons in the NBA and averaged 8.6 points, 4.7 rebounds and 1.6 assists. Jace wears the same number as his father, 41.

#DOGIFAM

A look at the five players on the team that own dogs.

Name	Name	Breed
Xavier Cork	Terrier	Australian Shepherd Mix
Emanuel Miller	Tachi	Australian Mix
Chuck O'Bannon	Hitman	Morkie
Micah Peavy	Pierre	French Bulldog
Trevian Tennyson	Harlam	Boxer

WINNING AT HOME UNDER DIXON

- Under Dixon in Schollmaier Arena, TCU is 102-36 overall and 39-31 in Big 12 games.
- Under Dixon, TCU is 96-15 against nonconference teams overall and 62-5 against nonconference opponents at Schollmaier Arena. The five losses were to Northwestern State on Nov. 14, 2022, Providence on Dec. 9, 2020, Xavier on Dec. 22, 2019, Lipscomb on Nov. 20, 2019 and Auburn on Jan. 28, 2017.
- TCU won 89 home games in the seven years under Dixon, the most wins at home in a seven-year period. Billy Tubbs is second on that list with 88.

- The Frogs had won eight straight Big 12 home games until a loss to No. 14 Kansas on Feb. 11, 2019, which was the most for TCU in a conference since the 1996-97, 1997-98 and 1998-99 seasons when the Frogs won nine straight in the Western Athletic Conference.

TCU IN MID-SEASON TOURNAMENTS

- Since Jamie Dixon became the head coach at TCU in spring of 2016, the Frogs have won five of their seven mid-season tournaments and are 15-3 in those games.

Tournament (Location)	Rec/Place
2016-Global Sports Classic (Las Vegas, Nev.)	2-0/First
2017-Emerald Coast Classic (Niceville, Fla.)	2-0/First
2018-Diamond Head Classic (Honolulu, Hawaii)	3-0/First
2019-MGM Resorts Main Event (Las Vegas, Nev.)	1-1/Third
2020-Hall of Fame Classic (Kansas City, Mo.)	2-0/First
2021-SoCal Challenge (San Juan Capistrano, Calif.)	1-1/NA
2022-Emerald Coast Classic (Niceville, Fla.)	2-0/First
2023-Diamond Head Classic (Honolulu, Hawaii)	2-1/Third

- Under Dixon, TCU is 39-15 in neutral site games.

MILLER NAMED PRESEASON ALL-BIG 12 CONFERENCE

Emanuel Miller was named Preseason All-Big 12 Conference by the league's coaches.

- Miller became the fourth Horned Frog to be named one of the top five players in the Big 12, prior to the start of the season. Mike Miles Jr. was on the team last season, Desmond Bane was recognized in 2019 and Vladimir Brodziansky was on the 2017 preseason team.
- Miller was joined on the team by Houston's L.J. Cryer, Texas' Max Abmas and Dajuan Harris Jr. and Hunter Dickinson from Kansas. Dickinson was named the Preseason Player of the Year and Preseason Newcomer of the Year. Baylor's Ja'Kobe Walter was named Preseason Freshman of the Year.

FROGS PICKED FIFTH IN BIG 12 PRESEASON POLL

- TCU was picked to finish fifth in the Big 12 Conference Preseason Poll, voted on by the league's coaches.
- TCU was picked fourth last season before matching its best finish ever in the conference, fifth, at 9-9.
 - The entire preseason poll: 1. Kansas, 2. Houston, 3. Texas, 4. Baylor, 5. TCU, 6. Kansas State, 7. Iowa State, 8. Texas Tech, 9. West Virginia, 10. Oklahoma State, 11. Cincinnati, 12. Oklahoma, 13. BYU, 14. UCF.

TCU IN NBA ARENAS

- TCU has had a good history in recent years in NBA Arenas.
- Under Jamie Dixon, TCU is 9-3 in games played in an arena where an NBA team calls home following an 84-83 win at Georgetown in Capital One Arena earlier this season.
 - TCU is 2-0 in Crypto.com Arena, 2-0 in Capital One Center, 1-1 in Ball Arena, 1-0 in Toyota Center, 2-1 in Madison Square Garden, 0-1 in Little Caesars Arena, 1-0 in Vivint Arena.

FROGS ABROAD

Allowed once every four years by the NCAA, TCU went on a foreign tour to Paris and London, Aug. 4-12. The team was able to have 10 additional practices leading up to departure on Aug. 3. The Horned Frogs cruised to four wins, but also spent time sightseeing which included a cruise on Seine River, visiting the Eiffel Tower, the Trocadero Steps, PSG Stadium, a Millwall-Bristol City soccer match and Arc de Triomphe.

- TCU scored over 100 points in all four games and won by an average of 35.2 points per game.
- TCU's wins were over Paris All-Stars (59-34), Elite Basket Congo (124-78), Barking Abbey Academy (106-86) and Surry (101-61).
- Essam Mostafa led TCU in both points (12.8) and rebounds (5.0) over four games. Mostafa was 20-of-26 for 76.9 percent.
- Other standouts over the four days included Trevian Tennyson who averaged 10.5 points and was 17-of-24 from the field including 9-of-13 from three. Ja'Kobe Coles averaged 10.5 points, 4.5 rebounds and 3.0 assists.

MEDIA INFORMATION**GOFROGS.COM**

All TCU basketball information is available online at the official website of TCU Athletics, GoFrogs.com. All statistical information, along with an archive of the entire season's game stories, game notes and press releases, can be found there.

INTERVIEW REQUESTS

Interviews with TCU basketball student-athletes and coaches must be scheduled directly through the TCU Athletics Communications Office by contacting Steven Schoon. Requests must be made at least 24 hours in advance. While telephone interviews with local media members are permissible, in-person interviews with student-athletes and coaches are recommended and encouraged. All practices are generally closed unless otherwise specified. TV crews and photographers are only permitted to shoot practice after receiving permission from the communications office.

MEDIA WILL CALL

All media passes available for pickup on game day will be left at media will call, located in the main tunnel of Ed and Rae Schollmaier Arena.

MEDIA CREDENTIAL REQUESTS

All credential requests for home TCU basketball games will only be accepted through an online system. Please visit the site, located on the men's basketball page of GoFrogs.com for complete instructions on submitting the application form. Requests should be received no later than noon, two days prior to the game.

GAME DAY SERVICES

The TCU Athletics Communications Office will provide rosters of both teams, game notes and statistics to accredited media members for each home contest inside the media room on the lower level of Schollmaier Arena. Complete statistics and game books will be available following each game. Media wishing to file stories after the game may do so in the press conference/media room, while food and drinks will be available for working media members prior to each home game in the same location.

RADIO BROADCASTS

Four (4) courtesy telephone lines, as well as two (2) ISDN SPIDS, are available outside on press row for the visiting team's official radio station. The visitor's radio location is at the end of press row. The TCU/IMG Sports Network is located on the opposite end of press row. TCU Director of Broadcasting Brian Estridge serves as the local contact when placing phone line orders. He can be contacted at (817) 257-5462 or via email at b.estridge@tcu.edu. Also, for ease of operation, all outgoing calls should be placed with either a calling card or by collect.

PHOTOGRAPHERS

As prescribed in NCAA and Big 12 Conference guidelines, working photographers will be limited to the court baseline areas for game-time shooting. No photographers will be allowed to shoot courtside from in front of either the officials or press row tables. Additionally, tripods will not be allowed at courtside or along the end lines. No upper-level shooting platforms are available inside Schollmaier Arena. Photographers who wish to cover TCU home games must apply for credentials.

TCU ON THE RADIO

TCU men's basketball games are broadcast live on the radio in the DFW Metroplex on 570 KLIF AM and the TuneIn App. In some cases, the game will be on 88.7 KTCU FM. Brian Estridge will serve as the primary play-by-play announcer, while he will be joined by Colin Boddicker. Broadcasts will also be available online on GoFrogs.com.

POSTGAME INTERVIEWS

TCU head coach Jamie Dixon and requested student-athletes will be available for interviews in the media area, located on the lower level of Schollmaier Arena, following a brief cooling off period. If requested, opposing coaches and student-athletes can be available to the media in the media area prior to TCU's arrival. To request specific players to attend the postgame press conference, contact Steven Schoon during the second half of the game in person or in a text to (620) 218-1693. The TCU locker room is closed to the media both at home and on the road.

INTERNET ACCESS

High speed internet access at home TCU basketball games is available through a wireless signal. The wireless connection is available courtside. To use the wireless connection, join the network "Schollmaier Press Box" and then launch your web browser. The password is "frogs2324". Should you encounter technical difficulties, contact a member of TCU communications.

STATBROADCAST

Media may access live stats on their electronic device by visiting tcu.statbroadcast.com. There is no password required.

RADIO SHOW

The Jamie Dixon Radio Show will take place 11:30 a.m.-12:30 p.m. at Railhead Smokehouse and air on KTCU 88.7 FM on Dec. 13, Jan. 3, Feb. 7, Feb. 21 and Feb. 28.

2023 SIGNING CLASS

TCU signed Malick Diallo, David Punch, Micah Robinson and Ashton Simmons on Nov. 8.

➤ For the second-straight signing period, the Horned Frogs have a class that's nationally acclaimed. The signing class, which features three players from Texas, ranks 11th in the nation according to 247Sports. In the 2023 spring signing period, TCU added five transfers, which ranked third nationally in the 2023 transfer rankings.

➤ The three Texans are all ranked in the top 10 in the state with Robinson (Frisco) at No. 4, Punch (Killeen) at No. 8 and Simmons (Beaumont) at No. 10. Punch and Robinson are also listed in the top 100 nationally. Punch is No. 99 and Robinson is No. 73.

➤ With a grade of .9637, the 6-6 forward, Robinson is the third-highest rated recruit in program history according to 247Sports. Ranked above Robinson were No. 1 Blake Adams (2003) and No. 2 PJ Fuller (2019). Punch is eighth on that list and Diallo is ninth.

➤ The one player not from the state of Texas is Diallo, who is a native of Bamako, Mali. At 6-10, Diallo is a rated as four-stars by ESPN. Currently in his final season at Wasatch Academy in Mt. Pleasant, Utah, Diallo is ranked as the 113th player in the country according to On3 Sports.

FALL COMES, FROGS RISE

➤ Since the 2014-15 season, the Frogs went 51-6 in the month of November and 93-17 in November and December combined. Under Jamie Dixon (since 2016-17), TCU has a record of 78-13 in November and December combined.

LONE STAR PRESENCE

➤ TCU has 11 players from the state of Texas on its roster, one shy of last year's program-tying record of 12 (also in 2004-05). Of the 11 on this year's team, six are from the DFW Metroplex or nearby surrounding area.

Avery Anderson III	Justin
JaKobe Coles	Denton
Xavier Cork	Sulphur Springs
Darius Ford	Fort Worth
Zach Gonsoulin	Houston
Tyler Lundblade	Dallas
Isaiah Manning	Mansfield
Micah Peavy	Cibolo
Jace Posey	Houston
Trey Stuart	Weatherford
Trevian Tennyson	Arlington

ATTENDANCE AT SCHOLLMAYER ARENA

Eight of the top nine attendance numbers in program history have occurred in the past three seasons.

ATTENDANCE	GAME	DATE
1. 8,412	Texas	1/25/22
2. 8,194	Texas	3/1/23
3. 8,145	Oklahoma	1/24/23
4. 7,894	Texas	2/3/24
5. 7,831	Kansas	2/20/23
6. 7,739	Iowa State	1/20/24
7. 7,581	Kansas State	2/5/22
8. 7,494	Kansas	1/25/14
9. 7,444	West Virginia	1/31/23

The largest student crowds in TCU men's basketball history have attended Schollmaier Arena in the past three seasons.

ATTENDANCE	GAME	DATE
1. 3,594	Texas	1/25/22
2. 2,846	Oklahoma	1/24/23
3. 2,569	Texas	3/1/23
4. 2,506	West Virginia	1/31/23
5. 2,475	Kansas	2/20/23
6. 2,431	Texas	2/3/24
7. 2,386	Kansas State	2/5/22
8. 2,335	Iowa State	1/20/24
9. 2,144	Oklahoma	1/15/22

LAST FIVE GAMES ONLY

Game Records

Record	Overall	Home	Away	Neutral
ALL GAMES	3-2	2-0	1-2	0-0
CONFERENCE	3-2	2-0	1-2	0-0
NON-CONFERENCE	0-0	0-0	0-0	0-0

Score by Periods

Team	1st	2nd	OT	TOT
TCU	170	201	0	371
Opponents	163	184	0	347

Team Box Score

No.	Player	Total			3-Point			F-Throw		Rebounds				PF DQ A TO BLK STL PTS AVG								
		GP-GS	MIN	AVG	FG-FGA	FG%	3FG-3FGA	3FG%	FT-FTA	FT%	OFF	DEF	TOT	AVG	PF	DQ	A	TO	BLK	STL	PTS	AVG
2	MILLER, Emanuel	5-5	161:19	32.3	27-53	.509	4-11	.364	17-20	.850	13	16	29	5.8	8	0	12	9	1	6	75	15.0
21	COLES, JaKobe	5-0	89:58	18.0	21-39	.538	6-10	.600	7-9	.778	8	10	18	3.6	6	0	6	1	1	2	55	11.0
4	NELSON JR., Jameer	5-4	134:21	26.9	20-49	.408	6-22	.273	6-10	.600	0	14	14	2.8	13	0	18	13	5	7	52	10.4
0	PEAVY, Micah	5-5	141:36	28.3	17-42	.405	2-7	.286	15-22	.682	8	19	27	5.4	10	0	14	11	4	6	51	10.2
11	TENNYSON, Trevian	5-4	134:36	26.9	11-36	.306	8-26	.308	4-4	1.000	1	13	14	2.8	12	0	9	9	1	7	34	6.8
3	ANDERSON III, Avery	5-2	111:07	22.2	12-36	.333	4-10	.400	6-9	.667	0	9	9	1.8	14	0	15	7	2	6	34	6.8
44	MOSTAFA, Essam	4-0	47:48	12.0	7-11	.636	0-0	.000	7-11	.636	11	8	19	4.8	6	0	2	1	3	2	21	5.3
12	CORK, Xavier	5-2	65:01	13.0	8-13	.615	0-0	.000	5-8	.625	8	4	12	2.4	7	0	4	0	2	2	21	4.2
8	UDEH JR., Ernest	3-3	46:38	15.5	5-5	1.000	0-0	.000	2-4	.500	3	7	10	3.3	4	0	0	1	0	5	12	4.0
5	O'BANNON, Chuck	5-0	64:41	12.9	6-16	.375	1-6	.167	3-3	1.000	3	5	8	1.6	9	0	2	2	1	1	16	3.2
30	FORD, Darius	1-0	00:58	1.0	0-0	.000	0-0	.000	0-0	.000	0	0	0	0.0	0	0	0	0	0	0	0	0.0
33	STUART, Trey	1-0	00:58	1.0	0-1	.000	0-0	.000	0-0	.000	0	0	0	0.0	0	0	0	0	0	0	0	0.0
35	DESPIE, Cole	1-0	00:58	1.0	0-0	.000	0-0	.000	0-0	.000	0	0	0	0.0	0	0	0	0	0	0	0	0.0
Team											9	8	17				7					

LAST TIME VS. OPPONENT

TCU 105 - BAYLOR 102 (3OT) // JAN. 27, 2024

WACO, Texas - Behind a 30-point performance by senior guard Jameer Nelson Jr. including a game-winning shot, TCU won a thrilling triple overtime game, 105-102, Saturday at Foster Pavilion.

One year after winning their final game at Baylor's Farrell Center by one point on Mike Miles Jr's 33 points, the Horned Frogs (15-5, 4-3) won in their first opportunity at the new Foster Pavilion. Nelson's 30 points were the most by a TCU player since Miles' 33.

Baylor (14-5, 3-3) led for most of the game and as many as 10 with 13:18 to play in the second half. Chuck O'Bannon Jr. made three 3-pointers in the final seven minutes of the half. His final three tied the game, 76-76, with 51.5 seconds to play. Both teams came up empty on their possessions to send the game to overtime.

TCU led by three, 88-85, with 8.5 seconds left. Baylor's Ja'Kobe Walter tied it with a three.

Both teams scored just six points in the second overtime After Micah Peavy made two free throws to tie the game 94-94 with 1:18 to play. Baylor's Yves Missi missed a shot at the buzzer.

TCU trailed in the third overtime by as many as four, 99-95, with 3:01 to play. After a jumper by Trevian Tennyson, who finished with 15 points, Emanuel Miller scored to make it 100-99 with 1:54 to play. Nelson then scored the games' final six points, including 4-of-4 from the free throw line. His go-ahead bucket came with 11.3 on the clock. Rayj Dennis' shot attempt was blocked by Ernest Udeh Jr. and Nelson then made two free throws with 1.2 on the clock to go up three.

Miller finished with his 21 points, his second-straight game of 20 or more points, and played 52:32 out of a possible 55 minutes.



Official Basketball Box Score - Final
TCU at Baylor
01/27/24 Foster Pavilion, Waco, Texas
2023-24 Men's Basketball

Game Time: 3:00 PM
Game Duration: 3:13
Attendance: 7,500

Officials: Bret Smith, Roger Ayers, Brooks Wells

TCU - 105

Record: 15-5 (4-3)

NO.	Name	Pos	Min	FG			3P			FT			Rebounds			Fouls			TP	AS	TO	ST	Blocks		+/-		
				M-A	M-A	M-A	OR	DR	TOT	PF	FD	OR	DR	TOT	BS	BA											
2	Emanuel Miller	F	52:32	8-16	0-0	5-8	1	4	5	0	5	21	2	1	1	0	0	2									
8	Ernest Udeh Jr.	C	28:01	1-2	0-0	0-0	1	6	7	4	2	2	0	1	0	2	0	15									
0	Micah Peavy	G	37:22	7-14	0-2	4-6	4	1	5	4	3	18	1	1	2	0	0	4									
3	Avery Anderson III	G	25:01	3-6	0-1	0-0	0	4	4	4	0	6	5	2	0	0	2	-14									
11	Trevian Tennyson	G	32:10	5-9	4-7	1-2	0	2	2	4	1	15	3	1	4	0	0	11									
12	Xavier Cork		09:17	0-0	0-0	0-0	1	1	2	0	1	0	0	0	2	0	0	-12									
4	Jameer Nelson Jr.	F	42:24	11-18	1-3	7-8	1	0	1	1	6	30	2	2	4	0	0	7									
21	Ja'Kobe Coles		19:43	1-5	0-3	0-0	1	3	4	1	0	2	3	0	0	0	0	0									
5	Chuck O'Bannon		23:22	4-6	3-4	0-0	2	1	3	3	0	11	0	0	1	0	0	1									
44	Essam Mostafa		05:09	0-0	0-0	0-0	0	0	0	2	0	0	0	0	0	0	0	1									
Team										1 3 4			24 18			105 16			13		12 3 2		3				
Totals				40-76			8-20			17-24			12 25 37			24 18			105 16			13		12 3 2		3	

Shooting By Period		
1st FG%	15-31	48.4%
3PT%	3-9	33.3%
FT%	2-2	100%
2nd FG%	17-25	68.0%
3PT%	4-6	66.7%
FT%	3-6	50%
3OT FG%	8-20	40.0%
3PT%	1-5	20.0%
FT%	12-16	75%
GM FG%	40-76	52.6%
3PT%	8-20	40.0%
FT%	17-24	70.8%

Dead Ball Rebounds: 4, 1

Technical Fouls: Coach 2nd 16:15

Baylor - 102

Record: 14-5 (3-3)

NO.	Name	Pos	Min	FG			3P			FT			Rebounds			Fouls			TP	AS	TO	ST	Blocks		+/-		
				M-A	M-A	M-A	OR	DR	TOT	PF	FD	OR	DR	TOT	BS	BA											
11	Jalen Bridges	F	43:13	4-10	1-4	0-2	4	1	5	2	1	9	4	1	0	0	0	-2									
21	Yves Missi	F	41:32	10-14	0-0	5-7	4	5	9	1	4	25	0	1	1	1	0	-3									
2	Jayden Nunn	G	32:21	2-5	1-3	2-5	0	0	0	3	4	7	1	2	1	1	1	1									
4	Ja'Kobe Walter	G	40:11	2-12	2-9	9-10	2	5	7	4	5	15	5	2	1	0	1	0									
10	Rayj Dennis	G	49:54	9-17	1-4	5-7	1	3	4	3	4	24	10	5	1	0	1	1									
13	Langston Love		41:29	4-8	0-0	3-4	4	6	10	3	2	11	1	2	1	0	0	-6									
15	Josh Ojianwuna		13:27	2-3	0-0	1-1	0	1	1	1	1	5	0	1	0	0	0	2									
1	Miro Little		03:12	0-2	0-2	0-0	0	1	1	1	0	0	0	0	0	0	0	-4									
33	Caleb Lohner		09:41	2-2	0-0	2-2	1	2	3	0	2	6	0	0	0	0	0	-4									
Team										1 3 4			102 21			17 5			2 3		-3						
Totals				35-73			5-22			27-38			17 27 44			18 23			102 21			17 5		2 3		-3	

Shooting By Period		
1st FG%	16-29	55.2%
3PT%	3-11	27.3%
FT%	5-8	62.5%
2nd FG%	11-24	45.8%
3PT%	0-4	0.0%
FT%	14-20	70%
3OT FG%	8-20	40.0%
3PT%	2-7	28.6%
FT%	8-10	80%
GM FG%	35-73	47.9%
3PT%	5-22	22.7%
FT%	27-38	71.1%

Dead Ball Rebounds: 6, 0

Technical Fouls: NONE

	TCU		BAY		Points from Turnovers	TCU	BAY	Period by Period Scoring						
	1st	2nd	OT1	OT2				OT3	TOT					
Biggest lead	5 (1 st OT 1:22)	10 (2 nd 13:18)			16	11								
Best Scoring Run	7 (2 nd 5:50)	7 (1 st 0:45)			42	50								
Lead Changes	9				13	12								
Times Tied	12				15	11								
Time with Lead	14:49	31:49			43	22								
								TCU	35	41	12	6	11	105
								BAY	40	36	12	6	8	102

TCU VS. OPPONENT

See Fact Book for complete series history

Date	TCU Result	Score	Location
Jan. 27, 1990	L	60-63	Waco
Feb. 28, 1990	W	62-56	Fort Worth
Mar. 9, 1990	L	62-72	Dallas
Jan. 12, 1991	W	68-65	Waco
Feb. 13, 1991	L	75-77 (OT)	Fort Worth
Jan. 21, 1992	L	63-64	Fort Worth
Feb. 22, 1992	W	73-63	Waco
Mar. 13, 1992	W	62-55	Dallas
Jan. 13, 1993	L	57-79	Waco
Feb. 10, 1993	L	55-67	Fort Worth
Jan. 15, 1994	L	73-80	Fort Worth
Feb. 12, 1994	L	75-82	Waco
Jan. 18, 1995	L	90-98	Waco
Feb. 14, 1995	L	104-111	Fort Worth
Feb. 17, 1996	L	70-72	Waco
Mar. 2, 1996	W	77-75	Fort Worth
Dec. 13, 1997	W	99-75	Fort Worth
Dec. 29, 2001	W	92-81	Fort Worth
Dec. 7, 2002	W	72-64	Waco
Jan. 12, 2013	L	40-51	Waco
Jan. 26, 2013	L	56-82	Fort Worth
Jan. 11, 2014	L	62-88	Waco
Feb. 12, 2014	L	58-91	Fort Worth
March 12, 2014	L	68-76	Kansas City
Jan. 10, 2015	L	59-66 (OT)	Fort Worth
Feb. 4, 2015	L	57-77	Waco
Jan. 13, 2016	L	54-82	Waco
Feb. 27, 2016	L	71-86	Fort Worth
Jan. 21, 2017	L	53-62	Fort Worth
Feb. 11, 2017	L	52-70	Waco
Jan. 2, 2018	W	81-78 (OT)	Waco
Feb. 24, 2018	W	82-72	Fort Worth
Jan. 5, 2019	W	85-81	Fort Worth
Feb. 2, 2019	L	64-90	Waco
Feb. 1, 2020	L	52-68	Waco
Feb. 29, 2020	W	75-72	Fort Worth
Jan. 9, 2021	L	49-67	Fort Worth
Jan. 8 2022	L	64-76	Fort Worth
Feb. 19, 2022	L	62-72	Waco
Jan. 4, 2023	W	88-87	Waco
Feb. 11, 2023	L	68-72	Fort Worth
Jan. 27, 2024	W	105-102 (3OT)	Waco

BAYLOR (87-104)

In Fort Worth TCU leads 45-44
In Waco Baylor leads 55-39
Neutral Sites Baylor leads 5-3
Big 12 Play Baylor leads 15-6
Big 12 Championship Baylor leads 1-0

MOST VS. BAYLOR (* - stat is verified through 1990)

Points36Kurt ThomasFeb. 14, 1995
Rebounds27Doug BoydJan. 31, 1970
*Assists10 (4x)Damion BaughFeb. 11, 2023
Steals7Mike JonesDec. 13, 1997
Blocks7Doug ArnoldJan. 22, 1983
FG Made14Kurt ThomasFeb. 14, 1995
3pt FG Made6Corey SanteeDec. 29, 2001
FT Made19Dick O'NealFeb. 22, 1995

LARGEST WINNING MARGIN

TCU3964-25 Fort Worth Jan. 24, 1945
Baylor5782-25 Waco Jan. 14, 1910

MOST POINTS SCORED

TCU106106-88 Fort WorthFeb. 26, 1966
Baylor104111-104 Fort WorthFeb. 14, 1995

JAMIE DIXON FILE

Born	Nov. 10, 1965
Birthplace	Burbank, Calif.
Hometown	Hollywood, Calif.
High School	Notre Dame HS
Alma Mater	TCU (1987)
Wife	Jacqueline
Children	Jack and Shannon

PLAYING EXPERIENCE

1984-87	TCU
1988	Lacrosse Catbirds (CBA)
1989-1990	Hawke's Bay Hawks (New Zealand-NBL)

COACHING EXPERIENCE

2016-present	TCU Head Coach
2003-2016	University of Pittsburgh Head Coach
1999-2003	University of Pittsburgh Associate Head Coach
1998-1999	University of Hawaii Assistant Coach
1994-1998	Northern Arizona University Assistant Coach
1992-1994	University of Hawaii Assistant Coach
1991-1992	University of California-Santa Barbara Graduate Assistant
1989-1991	Los Angeles Valley Junior College Assistant
1989	Te Aute College Head Coach

COACH OF THE YEAR HONORS

2011	Sporting News National Coach of the Year
2010	Jim Phelan National Coach of the Year
2010	Madison Square Garden Coach of the Decade
2009	USA Basketball National Coach of the Year
2009	Naismith National Coach of the Year
2009	USBWA District 2 Coach of the Year
2004	Big East Coach of the Year

CHAMPIONSHIPS

2017	NIT Championship
2011	Big East Regular-Season Championship
2009	FIBA Under-19 World Championship Gold Medal
2008	Big East Tournament Championship
2004	Big East Regular-Season Championship

NBA PLAYERS (AS HEAD COACH)

Steven Adams	No. 12 in 2013 NBA Draft
Desmond Bane	No. 30 in 2020 NBA Draft
DeJuan Blair	No. 37 in 2009 NBA Draft
Aaron Gray	No. 49 in 2007 NBA Draft
Cameron Johnson	No. 11 in 2019 NBA Draft
RJ Nembhard	Undrafted in 2021
Lamar Patterson	No. 48 in 2014 NBA Draft
Chris Taft	No. 42 in 2005 NBA Draft
Kerich Williams	Undrafted in 2018
Sam Young	No. 36 in 2009 NBA Draft

ADMINISTRATIVE COMMITTEES

NABC President	2020-present
NABC Board of Directors	2011-present
NCAA Ethics Coalition	2009-present
Leadership Panel-Pentagon	May of 2014

ACADEMIC HONORS

Top-10 Percent Academic Performance Rate	2010-11
Top-10 Percent Academic Performance Rate	2011-12
Top-10 Percent Academic Performance Rate	2013-14

COACHING TREE - HEAD COACHING SUCCESS

John Alesi	Baruch College (N.Y.) Head Coach
Bill Barton	South Kent School (Conn.) Head Coach
David Cox	Rhode Island Head Coach
Scott Cross	Troy Head Coach
Joe Lombardi	IUP Head Coach
Pat Skerry	Towson Head Coach

JAMIE DIXON YEAR-BY-YEAR

Year	School	Overall	Conference	Standing	Finish
2003-04	Pittsburgh	31-5 (.861)	13-3 (.813)	1st	NCAA Sweet 16
2004-05	Pittsburgh	20-9 (.689)	10-6 (.625)	5th	NCAA First Round
2005-06	Pittsburgh	25-8 (.758)	10-6 (.625)	T-4th	NCAA Second Round
2006-07	Pittsburgh	29-8 (.783)	12-4 (.750)	T-2nd	NCAA Sweet 16
2007-08	Pittsburgh	27-10 (.730)	10-8 (.556)	7th	NCAA Second Round
2008-09	Pittsburgh	31-5 (.861)	15-3 (.833)	T-2nd	NCAA Elite Eight
2009-10	Pittsburgh	25-9 (.735)	13-5 (.722)	T-2nd	NCAA Second Round
2010-11	Pittsburgh	28-6 (.824)	15-3 (.833)	1st	NCAA Third Round
2011-12	Pittsburgh	22-17 (.564)	5-13 (.278)	T-13th	CBI Champions
2012-13	Pittsburgh	24-9 (.727)	12-6 (.667)	4th	NCAA Second Round
2013-14	Pittsburgh	26-10 (.722)	11-7 (.611)	5th	NCAA Third Round
2014-15	Pittsburgh	19-15 (.559)	8-10 (.444)	T-9th	NIT First Round
2015-16	Pittsburgh	21-12 (.636)	9-9 (.500)	T-9th	NCAA First Round
2016-17	TCU	24-15 (.615)	6-12 (.333)	T-7th	NIT Champions
2017-18	TCU	21-12 (.636)	9-9 (.500)	5th	NCAA First Round
2018-19	TCU	23-14 (.622)	7-11 (.388)	T-7th	NIT Semifinals
2019-20	TCU	16-16 (.500)	7-11 (.388)	T-7th	N/A
2020-21	TCU	12-14 (.462)	5-11 (.313)	8th	None
2021-22	TCU	21-13 (.618)	8-10 (.444)	T-5th	NCAA Second Round
2022-23	TCU	22-13 (.629)	9-9 (.500)	T-5th	NCAA Second Round
2023-24	TCU	19-8	8-6		
At Pittsburgh		328-123 (.727)	143-81 (.638)	---	---
At TCU		158-105 (.603)	59-79 (.424)	---	---
Overall Career		486-228 (.682)	202-161 (.556)	---	---

JAMIE DIXON BY THE NUMBERS

COACHING HONORS

National Coach of the Year	4
Region Coach of the Year	1
Conference Coach of the Year	1

CONFERENCE ACHIEVEMENTS

Total conference titles	3
Regular season titles	2
Tournament titles	1
Tournament title game app.	4
Conference tournament wins	19

TEAM ACCOMPLISHMENTS

30-win seasons	2
25-win seasons	8
20-win seasons	17
20-win/10-league win seasons	10
10-win league seasons	10

DIXON'S PLAYERS

NBA players	7
NBA draftees	8
Consensus All-Americans	4
All-Region honorees	16
Conf. Player of the Year	1
Conf. Freshman of the Year	2
Conf. Most Improved Player	4
Total Conf. award winners	23
All-Conference selections	31
Conference Player of the Week	24
Sweet Sixteen appearances	3
Conference Rookie/Newcomer of the Week	16
1,000-point scorers	25
Total postseason appearances	18

NATIONAL ACHIEVEMENTS

NIT Championship	1
NCAA Tournament app.	14
NCAA Tournament wins	14
NCAA Tournament games	28
Elite Eight appearances	1
Earned No. 1 seed	2
Earned a high seed (1-5)	7
Total postseason appearances	18

ABOUT THE UNIFORMS

For the first time in six seasons, TCU men's basketball debuted new uniforms in the 2022-23 season.

- The design on the side of the uniforms are "SPINES" which represent the anatomical spines on the Horned Frog.
- From an frontal and rear view, the "SPINES" are represented to imitate the spines on the top and bottom of the Frog. The view can be seen when a player is at the free-throw line and seeing just hints of the tips of the spines.
- The red line in the middle has multiple meanings - the bloodline that shoots from the eyes of the Horned Frog when threatened. It also represents the 'Blood is Thicker Than Water' mentality that a close family has in their bloodline
- The design originates from the myth/origin of the horned lizard itself. The "ZIG ZAG" motif is often found in Texas Native America culture as a representation of lightning striking the earth and the red representing the horned lizard fighting back to a much bigger foe.
- The origin of the horned lizard is a fight between the lizard and lightning. Lightning states it can defeat anything on earth and challenged the lizard to four strikes (hence the four combined ZIG ZAGS on the sides of the uniform). Lightning missed the quick lizard and the Horned Frog "SPINED" the lightning from above. As payment, lightning now sends SPINES of light throughout the sky as homage to the tiny, yet mighty, Horned Frog.

A weekly review of the top performing Horned Frogs alumni, who are currently playing basketball professionally.

Courtesy of Sports I.T. Solutions / Eurobasket.com

- Updated Feb. 25

#1. Damion Baugh (6'4"-G-2000, graduated '2024, plays pro in the NBA G League) led South Bay Lakers to a surprising victory over the Sioux Falls Skyforce (23-14) 113-108 in the NBA G League in Thursday night's game. He was MVP of the game. Baugh recorded 28 points (!!!), 7 assists and 3 steals in 33 minutes; quite an impressive performance considering it's only his first season in pro basketball. The South Bay Lakers have 19-15 record this season. It was his team's first victory after three consecutive loses. It's Baugh's first year with the team. This season Baugh averages 9.2ppg, 3.6rpg, 2.8apg and 1.2spg in 24 games he played so far.

#2. Kenrich Williams (6'6"-G/F-1994, played in 2014-18, plays in the NBA) led Oklahoma City Thunder to an easy victory against the Washington Wizards (9-47) crushing them 147-106 in the NBA last Friday. He recorded 12 points. The Oklahoma City Thunder has a solid 39-17 record this season. It was his team's fourth consecutive victory in a row. It's Williams' fourth year with the team. This season Williams averages 4.6ppg, 2.8rpg and 1.2apg.

#3. Kouat Noi (6'7"-F-1997, played in 2016-16, currently in Australia) contributed to an easy victory against the league outsider Melbourne Phoenix (10-18) crushing them 122-67 in the Australian NBL on Saturday night. He scored 9 points and added 3 passes in 17 minutes. Sydney Kings (13-15) are placed fifth in the NBL. Noi's team will play only one more game in the Regular Season. And that game will be critical. It's Noi's first season with the team. This year he averages 10.0ppg and 4.6rpg in 24 games. Noi has also Australian nationality.

#4. Mike Miles Jr. (6'2"-G-2002, played in 2020-23, plays pro in the NBA G League). He could not help the Texas Legends (17-20) to beat the Stockton Kings (19-18) in the NBA G League. Miles Jr. scored 7 points. The Texas Legends (#12) were defeated 110-100 on the road by the Kings. It's Miles Jr.'s first season with the team. He has relatively good stats this year 10.6ppg, 2.7rpg and 2.6apg.

#5. Experienced Nikola Gacesa (6'9"-F/C-1987, played in 2010-11, plays in Serbia) led Gajdobra to a victory over the seventh-ranked Beko (11-10) 98-93 in the Serbian 2MLS (second division) last Wednesday. Gacesa was MVP of the game. He scored 18 points and grabbed 6 rebounds in 31 minutes. KK Hercegovac Gajdobra (15-6) is placed third in the 2MLS. It was his team's third consecutive victory in a row. They will play only one more game in the Regular Season. And now that game is very crucial. Gacesa has individually a very good year with high stats. He averages 18.6ppg, 6.7rpg and 1.8apg in 19 games.

Other former Texas Christian University players, who play in pro basketball:

- Vladimir Brodziansky (6'11"-F/C-1994, played in 2015-18) plays for Joventut in Spanish Liga Endesa
- RJ Nembhard (6'5"-G-1999, played in 2017-18) played for Oostende in Belgian Pro Basketball League few monts ago
- Desmond Bane (6'6"-G-1998, played in 2016-20) plays for Memphis Grizzlies in the NBA
- Nate Butler Lind (6'6"-SF-1989, played in 2011-13) played for Vaqueros de Bayamon in Puerto Rican BSN last year
- Chauncey Collins (6'1"-PG-1995, played in 2014-16) plays for Mazeikiai in Lithuanian LKL
- JD Miller (6'8"-F-1996, played in 2015-19) plays for Podgorica in Montenegrin Erste Liga
- Jarvis Ray (6'6"-F-1990, played in 2010-14) plays for Delta in Georgian Superleague
- Garlon Green (6'7"-F-1991, played in 2009-13) plays for Sharks Antibes in French ProB
- Jaylen Fisher (6'2"-PG-1997, played in 2016-19) played for Pioneros de Los Mochis in Mexican CIBACOPA last year
- Jaire Grayer (6'5"-G-1996, played in 2019-20) plays for Greensboro Swarm in the NBA G League
- Brandon Parrish (6'6"-G-1994, played in 2013-17) played for Byblos in Lebanese Division 2 last year
- Kevin Langford (6'8"-C/F-1985, played in 2005-05) plays for Massagno in Swiss SBL
- Zvonko Buljan (6'9"-C-1987, played in 2008-10) played for Omis in Croatian Prva Liga last year
- Kyan Anderson (5'11"-PG-1992, played in 2011-15) plays for Ankaragucu in Turkish TBL
- Jalon Miller (6'8"-F, played in 2015-16) played for In the Lab in the The Basketball Tournament last year
- Alex Robinson (6'1"-PG-1995, played in 2016-15) played for ABC in Ivorian National 1 last year
- Edvinas Ruzgas (6'6"-G/F-1987, played in 2008-10) plays for SK Ferimsta in Lithuanian SKL
- Chris Washburn (6'8"-F-1993, played in 2014-13) played for Wichita Skykings in the TBL last year

TCU'S LONGEST

2023-24 UNDER DIXON

Longest Winning Streak	7	17*
Longest Losing Streak	2	7

* Over two seasons

RECORD WHEN

2023-24 UNDER DIXON

at Home (includes 1 gm. at Dickies)	12-2	102-36
at Schollmaier Arena	12-2	102-35
on the Road	5-4	26-54
Neutral Site	2-2	30-15
Leading at halftime	14-1	126-27
Trailing at halftime	5-6	30-73
Tied at halftime	0-1	2-5
Overtime	1-1	7-9
Out-shooting the opposition	16-3	133-29
Out-shot by the Opposition	3-5	23-77
Shooting the Same	-	2-1
TCU shoots 50% or better from field	8-2	62-12
TCU shoots 40-49% from field	11-5	80-53
TCU shoots under 40% from field	0-1	16-36
Opp. shoots 50% or better from field	1-5	12-42
Opp. shoots 40-49% from field	12-2	86-53
Opp. shoots under 40% from field	6-1	60-11
TCU outrebounds opponent	13-5	128-41
Opp. outrebounds TCU	5-3	26-55
Tied in rebounds	1-0	4-9
TCU records 10 or more steals	10-3	40-13
TCU records 15 or more assists	13-5	91-31
TCU commits less than 15 turnovers	13-5	101-63
TCU commits 15 or more turnovers	6-2	50-40
Turnovers are equal	3-0	11-7
TCU commits less turnovers than opp.	13-3	94-28
TCU commits more turnovers than opp.	3-4	50-66
TCU shoots 50% or better from the line	19-6	141-86
TCU shoots under 50% from the line	-	8-10
TCU shoots 70% or better from the line	12-5	82-44
TCU scores 59 points or less	0-1	8-30
TCU scores between 60-69 points	2-2	30-43
TCU scores between 70-79 points	6-3	48-20
TCU scores between 80-89 points	6-2	47-8
TCU scores between 90-99 points	1-0	18-4
TCU scores 100+ points	4-0	7-0
Playing in November	6-0	43-4
Playing in December	4-2	40-9
Playing in January	6-3	32-33
Playing in February	3-3	25-35
Playing in March	-	18-23
Playing in April	-	0-1
Playing on Saturday	6-5	45-42
Playing on Sunday	1-0	10-6
Playing on Monday	4-0	18-10
Playing on Tuesday	4-2	25-15
Playing on Wednesday	1-0	32-19
Playing on Thursday	2-0	14-5
Playing on Friday	1-1	14-7
Playing during the afternoon (before 5)	6-6	42-42
Playing during the evening	13-2	115-62
Games decided by three points or less	4-3	29-20
Games decided by four to 10 points	3-1	45-42
Games decided by 11-20 points	5-3	46-32
Games decided by more than 20 points	7-0	36-9
Winning the opening tip	17-5	96-46
In white uniforms	7-2	99-33
In purple uniforms	4-3	54-50
In black uniforms	2-2	5-6
In grey uniforms	3-1	5-2
In white retro (FROGS) uniforms	1-0	5-6
In purple retro (FROGS) uniforms	1-0	4-3
vs. Top 25 Teams	4-5	23-55
as a Top 25 Team	1-3	31-23

TCU'S LARGEST

SEASON

UNDER DIXON

Lead	45 (vs. TAMUC, 1/24/24)	48 (vs. MSVU, 12/18/22)
Deficit	20 (vs. Nevada, 12/22/23)	46 (at Texas Tech, 2/11/20)
Margin of Victory	35 (vs. TAMUC, 1/24/24)	46 (vs. Central Arkansas, 12/28/22)
Margin of Defeat	13 (vs. Nevada, 12/22/23)	46 (at Texas Tech, 2/11/20)
Halftime Point Total	54 (vs. Southern, 11/6/23)	53, 2x (last, vs. MSVU, 12/18/22)
Halftime Lead	27 (vs. TAMUC, 1/24/24)	32 (vs. Alabama State, 11/14/16)
Halftime Deficit	18 (vs. Iowa State, 1/20/24)	25 (at Texas Tech, 2/11/20)
Deficit in Win	17 (at Oklahoma State, 1/23/24)	20, 2x (last, vs. UAPB, 11/7/22)
Halftime Deficit in Win	5 (at Baylor, 1/27/24)	18 (vs. Texas, 3/10/22)
Lead in Loss	11 (at Cincinnati, 1/16/24)	20 (vs. Oklahoma, 3/7/20)
Halftime Lead in Loss	1 (at Cincinnati, 1/16/24)	18 (vs. Oklahoma, 3/7/20)

RECORD WATCH

TCU ALL-TIME WINS

1. Buster Brannon (1948-1967)	204
2. Jamie Dixon (2016-pres.)	158
3. Billy Tubbs (1994-2002)	156

ALL TIME SCORING

14. Bingo Merriex	1,318
15. Mike Miles Jr.	1,297
16. Malcolm Johnson	1,272
17. Marquise Gainous	1,228
18. Kevin Langford	1,227
19. Michael Strickland	1,219
20. Alex Robinson	1,202
21. Dennis Miller	1,192
22. Emanuel Miller	1,181
23. JD Miller	1,153
24. Garlon Green	1,138
25. Mickey McCarty	1,137
26. Kenrich Williams	1,125
27. Gary Landers	1,114
28. James Penny	1,101
T-29. Junior Blount	1,098
T-29. Brent Hackett	1,098
31. Ronnie Moss	1,095
32. Ronny Stevenson	1,084
33. Jeff Jacobs	1,081
34. Ricky Hall	1,060
35. Doug Arnold	1,057
36. Damion Walker	1,044
37. James Cash	1,026
38. Americ Fields	1,019
39. George McLeod	1,013
40. Wyane Kreis	1,002
Chuck O'Bannon Jr.	885

HIGHEST/LOWEST IN A HALF

Most TCU Points	65 (2nd vs. ODU)
Lowest TCU Points	22 (1st at ISU)
Highest TCU FG%	71.0% (2nd vs. ODU)
Lowest TCU FG%	27.3% (1st vs. Houston)

Most Opp. Points	49 (2nd vs. Nevada)
Lowest Opp. Points	20 (1st vs. TAMUC)
Highest Opp. FG%	56.3% (1st vs. Iowa State)
Lowest Opp. FG%	29.6% (2nd at Hawaii)

STREAKS

TEAM W/L - OVERALL

Overall	W, 1
Home	W, 2
Road	L, 1
Neutral site	L, 1
Unranked teams	W, 3

TEAM W/L - RANKED OPPONENTS

Ranked teams overall	L, 2
last win: Jan. 30, 2024 vs. #15 Texas Tech	
Ranked teams home	W, 1
last win: Jan. 30, 2024 vs. #15 Texas Tech	
Ranked teams road	L, 2
last win: Jan. 27, 2024 at #15 Baylor	
Ranked teams neutral site	L, 2
last win: March 9, 2023 vs. #12 Kansas State	

LEADING TCU IN SCORING

Miller	2
Coles	1

LEADING TCU IN REBOUNDS

Miller	2
Mostafa	1
Nelson	1

LEADING TCU IN ASSISTS

Miller	1
--------	---

DOUBLE-FIGURE SCORING GAMES

Miller	15
Coles	2

GAMES WITH A 3-POINTER

TCU*	292
Nelson	4
Anderson	2
Coles	1
Miller	1
Tennyson	1

* Has made at least one 3-pointer in 1032-of-1036 games

DUNKS

Peavy	26
Udeh	21
Cork	14
Miller	9
Nelson	5
O'Bannon	3
Tennyson	3
Coles	2
Anderson	1
Total	82

CHARGES TAKEN

O'Bannon	2
Miller	1
Mostafa	1
Nelson	1
Total	5

AWARDS

Emanuel Miller	
Preseason All-Big 12	Oct. 12
Big 12 Player of the Week	Dec. 4
Big 12 Player of the Week	Jan. 15
Big 12 Player of the Week	Jan. 29

Micha Peavy	
Big 12 Player of the Week	Dec. 18

#0 MICAH PEAVY

6-8 | 215 | G | SR | CIBOLO, TEXAS | DUNCANVILLE HS (TEXAS TECH)

2023-24 HIGHLIGHTS

- BIG 12 PLAYER OF THE WEEK (DEC. 18)** - Recorded the third triple-double in program history with 13 points, 12 rebounds and 11 assists vs. ASU on Dec. 16
- Scored a career-high 26 points on at Kansas State
- Has scored in double figures in 18 games
- Made a steal in the final seconds to seal TCU's 68-67 win over No. 2 Houston
- With one more 3-pointer, Peavy will have made as many threes as his first three collegiate seasons combined

PRIOR TO THIS SEASON

- Named to the all-tournament team at the Emerald Coast Classic after averaging 12 points and 8.5 rebounds to lead TCU to the title and scored a season-high 16 points with seven field goals against Iowa (11/26/2023) in the championship game.
- Recorded a career-high 10 rebounds in his TCU debut against McNeese (11/11/21)
- Defensive points allowed per possession was .6, which ranked in the top percentile nationally
- Made five 3-pointers in the 2022-23 season after not making any the previous season.
- Earned TABC Class 6A Player of the Year after averaging 19 points and 7.5 rebounds per game as a senior.
- Helped lead Duncanville High School to a 2019 Class 6A State Championship as a junior where he averaged 16 points and 6.6 rebounds per game.
- Earned 2019 State Championship Game MVP
- Signed with Texas Tech as a 4-star prospect by ESPN, Rivals and 247Sports and was the No. 2-ranked prospect in Texas.
- Was the No. 32-ranked player in the nation by ESPN and No. 34 by Rivals.

PERSONAL

- Born July 16, 2001
- Son of Tamara and David Peavy
- Has two siblings, DJ and Teanna Peavy... DJ played men's basketball at Austin Peay.
- Played football through eighth grade, said he got too tall.
- Likes almost all food except eggs... Likes to draw... Is into fashion.
- Owens a French bulldog named Pierre.
- Graduated on Dec. 16, 2023 with a degree in general studies, later that day, he recorded a triple-double vs. Arizona State.



GAME HIGHS

Points	
Season	26 (2/17/24 at Kansas State)
Career	Same
Rebounds	
Season	12 (12/16/24 vs. Arizona State)
Career	Same
Assists	
Season	10 (12/16/23 vs. Arizona State)
Career	Same
Steals	
Season	4 (1/1/24 vs. TAMUC)
Career	4, 2x (last, 1/1/24 vs. TAMUC)
Blocks	
Season	3 (2/17/24 at Kansas State)
Career	3, 2x (last, 2/17/24 at Kansas State)
Field Goals	
Season	10 (11/6/23 vs. Southern)
Career	Same
Field Goal Attempts	
Season	16 (2/17/24 at Kansas State)
Career	17 (11/26/22 vs. Iowa)
3-Point Field Goals:	
Season	4 (1/30/24 vs. Texas Tech)
Career	Same
3-Point Field Goal Attempts	
Season	6 (11/21/23 vs. Alcorn)
Career	Same
Free Throws	
Season	8 (2/17/24 at Kansas State)
Career	Same
Free Throw Attempts	
Season	10 (2/17/24 at Kansas State)
Career	Same
Minutes	
Season	37 (1/27/24 at Baylor)
Career	Same

SEASON	TEAM	GP-GS	MIN/AVG	Field Goals			3-Point		F-Throws		Rebounds				Scoring					
				FG-FGA	FG%	3FG-3FGA	3FG%	FT-FTA	FT%	OFF	DEF	TOT	AVG	PF-FO	A	TO	BLK	STL	PTS	AVG
2020-21	TTU	29-25	588/20.3	73-159	.459	0-3	.000	18-38	.474	57	33	90	3.1	74-4	40	33	6	17	164	5.7
2021-22	TCU	34-9	719/21.1	83-187	.444	5-30	.167	36-63	.571	51	86	137	4.0	82-3	36	56	18	21	207	6.1
2022-23	TCU	30-8	630/21.0	78-207	.377	16-60	.267	38-59	.644	40	54	94	3.1	71-1	37	32	22	30	210	7.0
2023-24	TCU	27-27	792/29.3	121-252	.480	20-66	.303	42-71	.592	38	97	135	5.0	56-0	76	45	8	34	304	11.3
TOTAL FOR TCU		91-44	2141/23.5	282-646	.437	41-156	.263	116-193	.601	129	237	366	4.0	209-4	149	133	48	85	721	7.9
TOTAL		120-69	2728/22.7	355-805	.441	41-159	.258	134-231	.580	186	270	456	3.8	283-8	189	166	54	102	885	7.4

#0 PEAVY, Micah

Opponent	Date	GS	MIN	Total		3-Pointers		Free throws		Rebounds				PF	A	TO	BLK	STL	PTS	AVG	
				FG-FGA	PCT	3FG-3FGA	PCT	FT-FTA	PCT	OFF	DEF	TOT	AVG								
Southern U.	11/06/2023	*	21:06	10-13	.769	0-2	.000	1-3	.333	0	4	4	4.0	0	4	1	1	1	21	21.0	
Omaha	11/09/2023	*	26:46	5-8	.625	0-2	.000	0-0	.000	0	4	4	4.0	2	3	4	0	1	10	15.5	
UTRGV	11/14/2023	*	23:15	4-8	.500	2-4	.500	0-0	.000	2	0	2	3.3	1	4	3	0	0	10	13.7	
Mississippi Val.	11/17/2023	*	24:42	5-8	.625	2-3	.667	0-0	.000	1	3	4	3.5	3	4	0	0	1	12	13.3	
Alcorn	11/21/2023	*	25:30	3-7	.429	2-6	.333	3-4	.750	1	3	4	3.6	3	3	2	0	2	11	12.8	
Houston Christian	11/27/2023	*	28:10	7-13	.538	1-3	.333	0-0	.000	1	4	5	3.8	2	4	1	1	2	15	13.2	
at Georgetown	12/02/2023	*	27:38	3-7	.429	0-3	.000	0-2	.000	1	1	2	3.6	3	4	3	0	1	6	12.1	
vs Clemson	12/09/2023	*	29:17	4-11	.364	0-2	.000	4-4	1.000	3	5	8	4.1	1	1	1	0	3	12	12.1	
vs Arizona St.	12/16/2023	*	29:16	6-10	.600	1-3	.333	0-1	.000	1	11	12	5.0	2	10	1	0	2	13	12.2	
vs Old Dominion	12/21/2023	*	28:27	2-6	.333	1-3	.333	2-2	1.000	2	2	4	4.9	4	2	2	0	1	7	11.7	
vs Nevada	12/22/2023	*	26:09	4-6	.667	0-0	.000	3-3	1.000	0	2	2	4.6	2	0	1	0	1	11	11.6	
at Hawaii	12/24/2023	*	31:34	4-9	.444	1-3	.333	0-1	.000	1	6	7	4.8	0	0	2	0	0	9	11.4	
Tex. A&M-Commerce	01/01/2024	*	27:53	5-12	.417	0-5	.000	1-2	.500	1	3	4	4.8	0	5	2	1	4	11	11.4	
at Kansas	01/06/2024	*	33:39	4-11	.364	1-4	.250	1-1	1.000	2	3	5	4.8	3	2	2	1	1	10	11.3	
Oklahoma	01/10/2024	*	30:50	2-7	.286	1-3	.333	0-2	.000	1	3	4	4.7	1	0	1	0	0	5	10.9	
Houston	01/13/2024	*	30:53	3-6	.500	0-1	.000	1-2	.500	2	3	5	4.8	3	3	2	0	1	7	10.6	
at Cincinnati	01/16/2024	*	35:30	4-9	.444	1-1	1.000	2-4	.500	2	3	5	4.8	3	2	1	0	2	11	10.6	
Iowa St.	01/20/2024	*	30:57	4-9	.444	0-2	.000	3-4	.750	2	7	9	5.0	2	2	0	0	0	11	10.7	
at Oklahoma St.	01/23/2024	*	33:28	7-11	.636	0-1	.000	2-4	.500	1	4	5	5.0	3	1	1	0	1	16	10.9	
at Baylor	01/27/2024	*	37:22	7-14	.500	0-2	.000	4-6	.667	4	1	5	5.0	4	1	1	0	2	18	11.3	
Texas Tech	01/30/2024	*	32:12	7-14	.500	4-4	1.000	0-2	.000	2	3	5	5.0	1	4	2	0	1	18	11.6	
Texas	02/03/2024	*	35:24	4-11	.364	1-2	.500	0-2	.000	0	3	3	4.9	3	3	1	0	1	9	11.5	
at Iowa St.	02/10/2024	*	27:33	0-5	.000	0-1	.000	2-4	.500	1	1	2	4.8	1	3	1	1	1	2	11.1	
West Virginia	02/12/2024	*	21:30	4-8	.500	0-1	.000	1-1	1.000	2	5	7	4.9	4	5	2	0	2	9	11.0	
at Kansas	02/17/2024	*	33:06	8-16	.500	2-3	.667	8-10	.800	4	5	9	5.0	1	2	3	3	3	26	11.6	
at Texas Tech	02/20/2024	*	29:39	3-9	.333	0-1	.000	4-7	.571	1	4	5	5.0	2	3	2	0	0	10	11.5	
Cincinnati	02/24/2024	*	29:48	2-4	.500	0-1	.000	0-0	.000	0	4	4	5.0	2	1	3	0	0	4	11.3	
Totals			27	791:35	121-252	.480	20-66	.303	42-71	.592	38	97	135	5.0	56	76	45	8	34	304	11.3

Player Averages

Games Played	Minutes/game	Points/game	FG Pct	3FG Pct	FT Pct	Rebounds/game	Assists/game	Turnovers/game	Assist/Turnover ratio	Steals/game	Blocks/game
27	29.3	11.3	48.0	30.3	59.2	5.0	2.8	1.7	1.7	1.3	0.3

MISCELLANEOUS STATS		TCU	
Year	Season	Career	W/L
20+ Points:	2	2	2-0
10+ Points:	18	41	22-13
10+ Rebs:	1	2	2-0
Double-Doubles:	1	1	1-0
5+ Assists:	2	3	2-0
Led Team In Points:	2	12	4-1
Led Team In Rebounds:	5	9	5-2
Led Team In Assists:	5	11	6-1

#2 EMANUEL MILLER

6-7 | 215 | F | SR | SCARBOROUGH, ONTARIO | PROLIFIC PREP - CALIF. (TEXAS A&M)

2023-24 HIGHLIGHTS

PRESEASON ALL-BIG 12 CONFERENCE - 12.3 points and 6.5 rebounds last season, the second-most returning points and rebounds in the Big 12
BIG 12 PLAYER OF THE WEEK (DEC. 4) - Hit the game-winning 3-pointer at the buzzer to win at Georgetown, 84-83, on Dec. 2
BIG 12 PLAYER OF THE WEEK (JAN. 15) - Hit the go-ahead layup with 6.7 remaining to beat No. 2 Houston, 68-67, on Jan. 13. Avg. 20 pts., 6 rebs, 3 assists
BIG 12 PLAYER OF THE WEEK (JAN. 29) - Avg. 21 pts., 8 rebs., 3 assists in road wins at OSU and No. 15 Baylor. Double-double vs. OSU, 21 pts, 11 rebs.
 Ranks 22nd all-time in TCU scoring, 1,181 | Went over 1,000 points at TCU against Oklahoma (1/10/24)
 Ranks fifth in the Big 12 in scoring, 16.1 | Ranks fourth in Big 12 only games, 16.2
 Ranks third in the Big 12 in field goal percentage, 49.0
 Ranks 11th in the Big 12 in free throw percentage, 81.1
 Has reached 20 points in four Big 12 games | Has scored in double figures in each of the last 15 games

PRIOR TO THIS SEASON

- All-Big 12 Conference Honorable Mention in 2022 and 2023
- Ranked sixth in the Big 12 with 6.5 rebounds per game and second in shooting at 50.5 percent from the field last season.
- Named Big 12 Player of the Week on Dec. 27 after scoring 21 points and bringing down seven rebounds against Utah (12/21/22).
- Reached 1,000 career points during the 21-point outing at Texas (1/11/23) when he was 10-of-12 from the field.
- Was 20-of-51 for a team-best 39.2 percent from the 3-point line for the season after having 14 made threes the previous three seasons.
- In the 2020-21 season at Texas A&M, was first in the SEC in field goal percentage (57.1%), second in rebs. per game (8.2), seventh in points per game (16.2) and ninth in free throw percentage (81.7%)... Finished that season with a team-high six double-doubles, five of which Miller scored 20-or-more points, which is the most in a season by an Aggie since 1995.
- Shot 15-of-16 from the free throw line against Tarleton State (12/2/20) which is tied for 10th in Aggie history in free throws made in a single game.
- Recorded a career-high 28 points off 10-of-15 shooting, and was 8-of-9 from the line at South Carolina (1/6/21).
- Miller's nine offensive rebounds against Missouri (2/14/20) is a career-high.
- Was a four-star prospect by Rivals.com and ESPN.com.
- Ranked No. 108 overall and No. 21 among power forwards nationally by Rivals.com.
- Played for Team Canada at the 2022 GLOBL Jam, 2018 FIBA U18 Americas Championship and 2017 FIBA U19 World Cup.

PERSONAL

- Born June 19, 2000
- Son of Leonard Miller and Carline Bailey... Father passed away when he was five years old.
- Has four brothers and is the second youngest in the family... Brother, Leonard Miller, was the 33rd overall pick in the 2023 NBA Draft and is on the Minnesota Timberwolves after playing in the NBA G League for one season.
- Has a tattoo that reads "God With Us" on his left arm, which is the meaning of Emanuel.
- Owns a dog named Tachi, who is an Australian mix.
- Graduated in January of 2024 with a degree in sociology and a criminal justice minor.



GAME HIGHS

Points	Rebounds	Assists	Steals	Blocks	3-Point Field Goals	3-Point Field Goal Attempts	Free Throw Attempts	Minutes
Season: 29 (12/2/23 at Georgetown)	Season: 12 (2/20/24 at Texas Tech)	Season: 6 (2/24/24 vs. Cincinnati)	Season: 3, 4x (last, 2/24/24 vs. Cincinnati)	Season: 2, 2x (last, 11/27/23 vs. HCU)	Season: 3, 2x (last, 12/2/23 at Georgetown)	Season: 5, 2x (last, 1/16/24 at Cincinnati)	Season: 14 (12/22/23 vs. Nevada)	Season: 53 (1/27/24 at Baylor)
Career: Same	Career: 14 (12/8/19 vs. Texas)	Career: 6 (1/11/22 vs. Lamar)	Career: 5 (1/18/23 at West Virginia)	Career: 5 (1/25/22 vs. Texas)	Career: Same	Career: Same	Career: 16 (12/2/10 vs. Tarleton)	Career: Same

SEASON	TEAM	GP-GS	MIN/AVG	FG-FGA	FG%	3FG-3FGA	3FG%	F-Throws	FT-FTA	FT%	REBOUNDS	PF-FO	A	TO	BLK	STL	PTS	AVG			
2019-20	TA&M	30-25	736/24.5	65-161	.404	3-21	.143	58-94	.617		60	130	190	6.3	58-0	26	35	2	21	191	6.4
2020-21	TA&M	17-13	538/31.7	100-175	.571	0-6	.000	76-93	.817		52	88	140	8.2	35-0	24	46	2	14	276	16.2
2021-22	TCU	34-34	936/27.5	142-288	.493	11-45	.244	55-80	.688		83	128	211	6.2	72-2	30	46	26	23	350	10.3
2022-23	TCU	32-31	954/29.8	165-327	.505	20-51	.392	45-69	.652		61	148	209	6.5	67-0	55	57	28	30	395	12.3
2023-24	TCU	27-27	873/32.3	154-314	.490	25-63	.397	103-127	.811		61	97	158	5.9	40-0	76	39	11	31	436	16.1
TOTAL FOR TCU	93-92	2763/29.7	461-929	.496	56-159	.352	203-276	.736	205	373	578	6.2	179-2	161	142	65	84	1181	12.7		
TOTAL	140-130	4038/28.8	626-1265	.495	59-186	.317	337-463	.728	317	591	908	6.5	272-2	211	223	69	119	1648	11.8		

#2 MILLER, Emanuel

Opponent	Date	GS	MIN	Total FG-FGA	PCT	3-Pointers 3FG-3FGA	PCT	Free throws FT-FTA	PCT	Rebounds OFF DEF TOT AVG	PF	A	TO	BLK	STL	PTS	AVG			
Southern U.	11/06/2023	*	24:36	4-9	.444	0-1	.000	1-1	1.000	2	7	9	9.0	2	4	1	1	9	9.0	
Omaha	11/09/2023	*	26:23	8-15	.533	0-2	.000	1-2	.500	5	2	7	8.0	1	2	2	0	3	17	13.0
UTRGV	11/14/2023	*	23:16	4-9	.444	3-4	.750	0-0	.000	2	3	5	7.0	2	2	0	1	3	11	12.3
Mississippi Val.	11/17/2023	*	29:28	5-9	.556	0-1	.000	3-4	.750	3	1	4	6.3	0	5	2	2	1	13	12.5
Alcorn	11/21/2023	*	27:15	5-9	.556	0-2	.000	3-3	1.000	0	6	6	6.2	1	3	0	0	1	13	12.6
Houston Christian at Georgetown	11/27/2023	*	26:41	7-13	.538	1-3	.333	4-4	1.000	0	3	3	5.7	1	3	1	2	3	19	13.7
at Georgetown	12/02/2023	*	33:13	12-18	.667	3-4	.750	2-2	1.000	4	1	5	5.6	1	2	0	0	1	29	15.9
vs Clemson	12/09/2023	*	36:46	5-15	.333	0-3	.000	6-8	.750	2	4	6	5.6	0	2	1	1	1	16	15.9
vs Arizona St.	12/16/2023	*	27:47	6-14	.429	0-2	.000	6-6	1.000	3	3	6	5.7	2	2	1	0	3	18	16.1
vs Old Dominion	12/21/2023	*	25:12	7-9	.778	1-2	.500	6-7	.857	3	4	7	5.8	1	3	1	0	1	21	16.6
vs Nevada	12/22/2023	*	36:37	5-9	.556	1-2	.500	13-14	.929	2	6	8	6.0	4	2	0	0	1	24	17.3
at Hawaii	12/24/2023	*	31:38	3-11	.273	1-1	1.000	1-4	.250	1	6	7	6.1	1	2	3	1	0	8	16.5
Tex. A&M-Commerce	01/01/2024	*	28:08	5-10	.500	0-1	.000	0-0	.000	1	4	5	6.0	1	4	3	0	1	10	16.0
at Kansas	01/06/2024	*	37:23	6-14	.429	1-2	.500	7-8	.875	3	2	5	5.9	1	2	2	0	1	20	16.3
Oklahoma	01/10/2024	*	32:54	11-17	.647	2-5	.400	3-3	1.000	6	3	9	6.1	3	1	0	0	1	27	17.0
Houston	01/13/2024	*	37:24	3-10	.300	2-2	1.000	5-6	.833	0	3	3	5.9	0	5	2	1	0	13	16.8
at Cincinnati	01/16/2024	*	39:14	5-14	.357	2-5	.400	3-4	.750	0	3	3	5.8	3	5	2	0	1	15	16.6
Iowa St.	01/20/2024	*	32:37	3-8	.375	0-2	.000	4-4	1.000	2	3	5	5.7	2	4	4	1	2	10	16.3
at Oklahoma St.	01/23/2024	*	39:32	8-15	.533	1-2	.500	4-7	.571	4	7	11	6.0	2	4	1	0	0	21	16.5
at Baylor	01/27/2024	*	52:32	8-16	.500	0-0	.000	5-8	.625	1	4	5	6.0	2	4	1	0	0	21	16.8
Texas Tech	01/30/2024	*	30:08	2-7	.286	0-2	.000	7-10	.700	3	2	5	5.9	3	2	0	0	1	11	16.5
Texas	02/03/2024	*	32:30	5-10	.500	3-4	.750	2-2	1.000	1	4	5	5.9	1	2	1	0	0	15	16.4
at Iowa St.	02/10/2024	*	30:33	8-12	.667	1-2	.500	1-2	.500	3	3	6	5.9	2	1	2	0	0	18	16.5
West Virginia	02/12/2024	*	31:28	5-10	.500	0-1	.000	4-5	.800	1	3	4	5.8	2	4	4	1	2	14	16.4
at Kansas St.	02/17/2024	*	33:33	4-11	.364	1-2	.500	1-2	.500	1	0	1	5.6	2	0	0	0	0	10	16.1
at Texas Tech	02/20/2024	*	33:52	5-12	.417	0-2	.000	5-5	1.000	5	7	12	5.8	2	1	2	1	1	15	16.1
Cincinnati	02/24/2024	*	31:53	5-8	.625	2-4	.500	6-6	1.000	3	3	6	5.9	0	6	1	0	3	18	16.1
Totals		27	872:32	154-314	.490	25-63	.397	103-127	.811	61	97	158	5.9	40	76	39	11	31	436	16.1

Player Averages

Games Played	Minutes/game	Points/game	FG Pct	3FG Pct	FT Pct	Rebounds/game	Assists/game	Turnovers/game	Assist/Turnover ratio	Steals/game	Blocks/game
27	32.3	16.1	49.0	39.7	81.1	5.9	2.8	1.4	1.9	1.1	0.4

MISCELLANEOUS STATS

Year	Season	Career	TCU W/L
20+ Points:	7	21	9-3
10+ Points:	25	83	43-21
10+ Rebs:	2	25	11-2
Double-Doubles:	2	17	7-1
5+ Assists:	4	7	6-1
Led Team In Points:	15	37	15-9
Led Team In Rebounds:	10	60	23-11
Led Team In Assists:	6	8	6-2

#3 AVERY ANDERSON III

6-2 | 170 | G | SR | JUSTIN, TEXAS | NORTHWEST HS (OKLAHOMA STATE)

2023-24 HIGHLIGHTS

Made first start at TCU on Dec. 24 at Hawai'i
Six steals at Kansas was the most by a TCU player since Damion Baugh had seven at Iowa State on Jan. 22, 2022
31 assists and 13 turnovers over the last eight games

PRIOR TO THIS SEASON

- Scored at least 10 points 15 times.
- Was ruled out for the season with a left wrist injury on Feb. 6, 2023.
- Scored a career-high 34 points at home against Iowa State (1/26/23)... It was one of just 11 30-point games that season from Big 12 athletes and was the second most scored.
- Earned All-Big 12 Championship Team honors after helping lead the Cowboys to the title game in 2022... Posted 17 points in the win over No. 10 West Virginia and 20 points in the win over No. 2 Baylor.
- Named Academic All-Big 12 and a CoSIDA First Team Academic All-District 7 selection in 2022.
- A consensus four-star recruit out of Northwest High School in Justin, Texas.
- Ranked the nation's No. 102 overall recruit and No. 17 combo guard by 247Sports.com... Also ranked as the No. 17 point guard by ESPN.
- Helped Justin's Northwest High School reach the Texas Class 5A State Tournament in 2017 and 2018, including a state title-game appearance in 2018.
- Voted All-State by the Texas Association of Basketball Coaches and was named his district's MVP as both a junior and a senior.
- Broke the Northwest High School scoring record by racking up 2,767 career points.

PERSONAL

- Born Sept. 26, 2000.
- Son of Tracy and Avery Anderson Jr.
- Has one sister, Brittanie.
- Graduated from OSU in 2023 with a degree in university studies of coaching science.

SEASON	TEAM	GP-GS	MIN/AVG	Field Goals		3-Point		F-Throws		Rebounds				PF-FO				A		TO		BLK		STL		Scoring	
				FG-FGA	FG%	3FG-3FGA	3FG%	FT-FTA	FT%	OFF	DEF	TOT	AVG	PF	FO	PF	FO	A	TO	BLK	STL	PTS	AVG				
2019-20	OSU	30-4	461/15.4	48-132	.364	2-26	.077	28-35	.800	9	55	64	2.1	63-0	42	55	8	31	126	4.2							
2020-21	OSU	27-23	822/30.5	116-244	.475	19-58	.328	78-93	.839	13	96	109	4.0	84-4	54	70	8	40	329	12.2							
2021-22	OSU	30-30	858/28.6	121-303	.399	34-105	.324	86-113	.761	10	84	94	3.1	76-2	68	87	8	53	362	12.1							
2022-23	OSU	22-22	614/27.9	77-193	.399	11-61	.180	79-96	.823	8	69	77	3.5	55-3	75	66	8	32	244	11.1							
2023-24	TCU	27-13	608/22.5	88-199	.442	17-55	.309	41-51	.804	5	51	56	2.1	72-1	97	53	8	37	234	8.7							
TOTAL FOR TCU		27-13	608/22.5	88-199	.442	17-55	.309	41-51	.804	5	51	56	2.1	72-1	97	53	8	37	234	8.7							
TOTAL		136-92	3362/24.7	450-1071	.420	83-305	.272	312-388	.804	45	355	400	2.9	350-10	336	331	40	193	1295	9.5							



GAME HIGHS

Points

Season 15, 5x (last, 2/20/24 at Texas Tech)
Career 34 (1/26/22 vs. Iowa State)

Rebounds

Season 7 (12/2/23 at Georgetown)
Career 10 (2/6/21 vs. Texas)

Assists

Season 7 (12/16/23 vs. Arizona State)
Career 9, 2x (last, 1/24/23 vs. Texas)

Steals

Season 6 (1/6/24 at Kansas)
Career Same

Blocks

Season 2 (2/24/24 vs. Cincinnati)
Career 3 (1/21/23 vs. Iowa State)

Field Goals

Season 6, 4x (last, 2/20/24 at Texas Tech)
Career 11, 2x (last, 12/13/21 vs. Cleveland St.)

Field Goal Attempts

Season 15 (1/10/24 vs. Oklahoma)
Career 18 (12/5/21 vs. Xavier)

3-Point Field Goals:

Season 2, 4x (last, 2/24/24 vs. Cincinnati)
Career 5 (1/26/22 vs. Iowa State)

3-Point Field Goal Attempts

Season 4, 4x (last, 2/20/24 at Texas Tech)
Career 11 (1/26/22 vs. Iowa State)

Free Throws

Season 5 (11/21/23 vs. Alcorn)
Career 11, 2x (last, 1/28/23 vs. Ole Miss)

Free Throw Attempts

Season 5 (11/21/23 vs. Alcorn)
Career 13, 2x (last, 1/26/22 vs. Iowa State)

Minutes

Season 29, 2x (last, 2/24/24 vs. Cincinnati)
Career 45 (2/6/21 vs. Texas)

MISCELLANEOUS STATS

Year	Season	Career	TCU W/L
20+ Points:	-	8	0-0
10+ Points:	11	59	8-3
10+ Rebs:	-	1	0-0
Double-Doubles:	-	1	0-0
5+ Assists:	10	14	9-1
Led Team In Points:	2	19	1-1
Led Team In Rebounds:	1	6	1-0
Led Team In Assists:	13	31	7-6

#3 ANDERSON III, Avery

Opponent	Date	GS	MIN	Total		3-Pointers		Free throws		Rebounds				PF	A	TO	BLK	STL	PTS	AVG	
				FG-FGA	PCT	3FG-3FGA	PCT	FT-FTA	PCT	OFF	DEF	TOT	AVG								
Southern U.	11/06/2023		26:23	5-8	.625	2-4	.500	3-4	.750	0	1	1	1.0	1	5	4	0	1	15	15.0	
Omaha	11/09/2023		17:17	2-9	.222	0-2	.000	0-0	.000	0	1	1	1.0	3	5	1	0	2	4	9.5	
UTRGV	11/14/2023		20:12	6-9	.667	1-2	.500	2-2	1.000	0	1	1	1.0	4	2	4	0	2	15	11.3	
Mississippi Val.	11/17/2023		18:07	5-7	.714	1-2	.500	1-2	.500	0	0	0	0.8	3	3	0	1	4	12	11.5	
Alcorn	11/21/2023		23:14	1-6	.167	0-3	.000	5-5	1.000	0	4	4	1.4	1	5	2	0	1	7	10.6	
Houston Christian	11/27/2023		23:35	4-8	.500	0-1	.000	1-2	.500	0	2	2	1.5	1	5	0	0	4	9	10.3	
at Georgetown	12/02/2023		26:57	4-7	.571	0-0	.000	3-4	.750	2	5	7	2.3	2	2	2	0	0	11	10.4	
vs Clemson	12/09/2023		11:31	1-2	.500	0-0	.000	0-0	.000	0	0	0	2.0	3	2	1	0	1	2	9.4	
vs Arizona St.	12/16/2023		21:04	2-9	.222	0-3	.000	2-2	1.000	1	1	2	2.0	0	7	2	0	1	6	9.0	
vs Old Dominion	12/21/2023		09:46	4-5	.800	0-0	.000	1-1	1.000	0	0	0	1.8	5	1	2	0	4	9	9.0	
vs Nevada	12/22/2023		23:54	4-8	.500	1-3	.333	2-2	1.000	0	3	3	1.9	4	2	2	0	0	11	9.2	
at Hawaii	12/24/2023	*	20:35	3-6	.500	0-0	.000	0-0	.000	0	1	1	1.8	2	0	0	0	1	6	8.9	
Tex. A&M-Commerce	01/01/2024	*	27:45	5-9	.556	0-1	.000	3-3	1.000	0	2	2	1.8	3	4	3	0	0	13	9.2	
at Kansas	01/06/2024	*	19:49	2-7	.286	0-2	.000	3-3	1.000	1	1	2	1.9	4	4	2	0	6	7	9.1	
Oklahoma	01/10/2024	*	29:45	5-15	.333	2-4	.500	3-4	.750	0	1	1	1.8	3	5	1	1	2	15	9.5	
Houston	01/13/2024	*	27:49	3-8	.375	1-3	.333	4-6	.667	0	1	1	1.8	3	6	1	0	0	11	9.6	
at Cincinnati	01/16/2024	*	24:57	1-5	.200	1-3	.333	0-0	.000	0	2	2	1.8	4	6	6	1	0	3	9.2	
Iowa St.	01/20/2024	*	26:04	3-5	.600	1-3	.333	0-0	.000	0	5	5	1.9	1	2	7	2	0	7	9.1	
at Oklahoma St.	01/23/2024	*	27:54	6-9	.667	1-3	.333	2-2	1.000	1	2	3	2.0	4	4	1	1	1	15	9.4	
at Baylor	01/27/2024	*	25:01	3-6	.500	0-1	.000	0-0	.000	0	4	4	2.1	4	5	2	0	0	6	9.2	
Texas Tech	01/30/2024	*	16:37	1-5	.200	1-4	.250	0-0	.000	0	3	3	2.1	3	3	0	0	0	3	8.9	
Texas	02/03/2024	*	28:08	6-10	.600	1-1	1.000	0-0	.000	0	2	2	2.1	0	4	3	0	1	13	9.1	
at Iowa St.	02/10/2024	*	21:26	1-2	.500	0-0	.000	3-4	.750	0	0	0	2.0	4	4	2	0	0	5	8.9	
West Virginia	02/12/2024		19:58	0-5	.000	0-2	.000	1-2	.500	0	2	2	2.0	1	5	1	0	0	1	8.6	
at Kansas St.	02/17/2024		13:01	2-5	.400	0-1	.000	0-0	.000	0	1	1	2.0	3	1	1	0	0	4	8.4	
at Texas Tech	02/20/2024		27:17	6-13	.462	2-4	.500	1-1	1.000	0	5	5	2.1	4	4	2	0	2	15	8.7	
Cincinnati	02/24/2024	*	29:25	3-11	.273	2-3	.667	1-2	.500	0	1	1	2.1	2	1	1	2	4	9	8.7	
Totals			13	607:31	88-199	.442	17-55	.309	41-51	.804	5	51	56	2.1	72	97	53	8	37	234	8.7

Player Averages

Games Played	Minutes/game	Points/game	FG Pct	3FG Pct	FT Pct	Rebounds/game	Assists/game	Turnovers/game	Assist/Turnover ratio	Steals/game	Blocks/game
27	22.5	8.7	44.2	30.9	80.4	2.1	3.6	2.0	1.8	1.4	0.3

#4 JAMEER NELSON JR.

6-2 | 205 | G | SR | HAVERFORD, PENN. | THE HAVERFORD SCHOOL (DELAWARE)

2023-24 HIGHLIGHTS

- Scored 12 points in the three overtimes at Baylor, including the go-ahead shot with 11.4 remaining in OT No. 3.
- Made the go-ahead 3-pointer with 1.1 seconds remaining to beat Kansas State, 75-72.
- Ranks fourth in the Big 12 and 36th nationally in steals per game, 2.11
- Has three or more steals in a game 12 times
- One of seven active players with over 1,500 points, 340 assists and 200 steals
- Ranks third among active players with 258 career steals
- Has made a three in four-straight games

PRIOR TO THIS SEASON

- Led the Colonial Athletic Association with 20.6 points and 2.4 steals per game last season... Scored in double figures in all 29 games
- Scored at least 20 points 16 times and at least 30 points four times.
- Scored a career-high 39 points on 13-of-21 shooting from the field and 5-of-8 from three against UNCW on Feb. 18, 2023.
- Led the team in 2021-22 and ranked seventh in the league with 13.6 points per game... Ranked second on the squad with 56 3-pointers and 78 assists.
- Ranked fourth in the CAA with 1.6 steals per game in 2021-22... Had 57 steals, which tied for the ninth most in a UD single season.
- Led The Haverford School to an undefeated 30-0 season that culminated in a Class 5A state championship as a senior in 2018-19.
- Averaged 15 points per game as a senior and earned second team All-State honors.

PERSONAL

- Born Aug. 7, 2001.
- Son of Jameer and Imani Nelson.
- Has three younger sisters Jamia, Jayden and Jayce.
- Father, Jameer, starred at Saint Joseph's University from 2000-04 before enjoying a 14-year NBA career, and is currently an Assistant GM with the Delaware Blue Coats.
- Earned a degree in English at Delaware and is working towards a masters of liberal arts degree at TCU.



GAME HIGHS

Points	
Season	30 (1/27/24 at Baylor)
Career	39 (2/18/23 vs. UNCW)
Rebounds	
Season	7 (1/10/24 vs. Oklahoma)
Career	14 (3/20/22 vs. Arizona)
Assists	
Season	10 (11/27/23 vs. HCU)
Career	Same
Steals	
Season	5, 2x (last, 11/17/23 vs. MVSU)
Career	8 (2/24/22 vs. College of Charleston)
Blocks	
Season	4 (2/12/24 vs. West Virginia)
Career	Same

SEASON	TEAM	GP-GS	MIN/AVG	Field Goals		3-Point		F-Throws		Rebounds				PF-FO				Scoring		
				FG-FGA	FG%	3FG-3FGA	3FG%	FT-FTA	FT%	OFF	DEF	TOT	AVG	PF	A	TO	BLK	STL	PTS	AVG
2019-20	GWU	31-28	965/31.1	119-287	.415	24-96	.250	59-98	.602	21	116	137	4.4	63-2	68	94	12	55	321	10.4
2020-21	GWU	7-5	184/26.3	20-51	.392	3-12	.250	16-23	.696	3	11	14	2.0	16-1	14	15	2	18	59	8.4
2021-22	UD	35-35	1146/32.7	170-381	.446	56-154	.364	79-101	.782	41	130	171	4.9	90-3	77	88	10	57	475	13.6
2022-23	UD	29-29	1022/35.2	194-436	.445	50-163	.307	159-205	.776	32	102	134	4.6	71-1	103	89	18	71	597	20.6
2023-24	TCU	27-15	669/24.8	101-236	.428	23-85	.271	68-97	.701	7	66	73	2.7	51-0	83	61	12	57	293	10.9
TOTAL FOR TCU	27-15	669/24.8	101-236	.428	23-85	.271	68-97	.701	7	66	73	2.7	51-0	83	61	12	57	293	10.9	
TOTAL	129-112	3985/30.9	604-1391	.434	156-510	.306	381-524	.727	104	425	529	4.1	291-7	345	347	54	258	1745	13.5	

#4 NELSON JR., Jameer

Opponent	Date	GS	MIN	Total		3-Pointers		Free throws		Rebounds				PF A TO BLK STL PTS AVG							
				FG-FGA	PCT	3FG-3FGA	PCT	FT-FTA	PCT	OFF	DEF	TOT	AVG	PF	A	TO	BLK	STL	PTS	AVG	
Southern U.	11/06/2023	*	25:53	6-8	.750	2-2	1.000	0-0	.000	1	2	3	3.0	2	6	1	2	5	14	14.0	
Omaha	11/09/2023	*	25:30	4-10	.400	0-2	.000	2-2	1.000	0	2	2	2.5	3	2	4	1	3	10	12.0	
UTRGV	11/14/2023	*	24:23	6-13	.462	0-3	.000	3-3	1.000	0	3	3	2.7	1	4	3	1	2	15	13.0	
Mississippi Val.	11/17/2023	*	24:44	4-6	.667	1-3	.333	4-5	.800	0	1	1	2.3	1	2	1	0	5	13	13.0	
Alcorn	11/21/2023	*	17:18	1-5	.200	0-4	.000	4-4	1.000	0	2	2	2.2	3	1	3	0	1	6	11.6	
Houston Christian	11/27/2023	*	22:06	5-9	.556	1-3	.333	4-4	1.000	1	4	5	2.7	1	10	1	1	3	15	12.2	
at Georgetown	12/02/2023	*	23:42	3-8	.375	1-4	.250	2-5	.400	0	3	3	2.7	3	4	2	0	3	9	11.7	
vs Clemson	12/09/2023	*	35:31	2-12	.167	0-5	.000	6-7	.857	0	3	3	2.8	2	2	1	0	3	10	11.5	
vs Arizona St.	12/16/2023	*	18:56	4-7	.571	3-4	.750	0-0	.000	0	2	2	2.7	2	1	2	0	2	11	11.4	
vs Old Dominion	12/21/2023	*	25:52	3-10	.300	1-4	.250	9-11	.818	0	2	2	2.6	2	6	1	1	3	16	11.9	
vs Nevada	12/22/2023	*	20:23	1-9	.111	0-4	.000	2-2	1.000	0	2	2	2.5	2	3	4	0	1	4	11.2	
at Hawaii	12/24/2023		21:46	3-6	.500	1-1	1.000	6-6	1.000	0	1	1	2.4	3	2	0	0	1	13	11.3	
Tex. A&M-Commerce	01/01/2024		24:09	4-6	.667	0-0	.000	0-4	.000	0	5	5	2.6	1	0	2	0	3	8	11.1	
at Kansas	01/06/2024		24:24	5-10	.500	0-4	.000	0-2	.000	0	1	1	2.5	2	4	2	0	3	10	11.0	
Oklahoma	01/10/2024		23:41	5-8	.625	1-3	.333	2-2	1.000	0	7	7	2.8	2	4	3	0	1	13	11.1	
Houston	01/13/2024		20:19	2-5	.400	1-3	.333	4-8	.500	0	3	3	2.8	1	3	1	0	2	9	11.0	
at Cincinnati	01/16/2024		25:37	6-15	.400	1-5	.200	0-2	.000	2	3	5	2.9	1	4	4	0	0	13	11.1	
Iowa St.	01/20/2024		24:03	2-2	1.000	1-1	1.000	1-3	.333	0	1	1	2.8	1	0	5	0	2	6	10.8	
at Oklahoma St.	01/23/2024		16:27	1-3	.333	0-1	.000	1-1	1.000	0	2	2	2.8	0	0	2	0	0	3	10.4	
at Baylor	01/27/2024		42:24	11-18	.611	1-3	.333	7-8	.875	1	0	1	2.7	1	2	2	0	4	30	11.4	
Texas Tech	01/30/2024		25:15	2-9	.222	2-2	1.000	4-7	.571	1	3	4	2.8	2	3	0	0	2	10	11.3	
Texas	02/03/2024		22:14	1-8	.125	0-2	.000	1-1	1.000	1	0	1	2.7	2	2	4	1	1	3	11.0	
at Iowa St.	02/10/2024		20:15	3-9	.333	0-4	.000	0-0	.000	0	1	1	2.6	3	3	1	0	0	6	10.7	
West Virginia	02/12/2024	*	27:28	5-8	.625	1-4	.250	3-5	.600	0	5	5	2.7	3	2	2	4	3	14	10.9	
at Kansas St.	02/17/2024	*	29:36	3-10	.300	1-2	.500	2-4	.500	0	0	0	2.6	4	7	3	0	1	9	10.8	
at Texas Tech	02/20/2024	*	31:23	5-11	.455	3-6	.500	1-1	1.000	0	2	2	2.6	2	3	4	1	1	14	10.9	
Cincinnati	02/24/2024	*	25:40	4-11	.364	1-6	.167	0-0	.000	0	6	6	2.7	1	3	3	0	2	9	10.9	
Totals			15	668:59	101-236	.428	23-85	.271	68-97	.701	7	66	73	2.7	51	83	61	12	57	293	10.9

Player Averages

Games Played	Minutes/game	Points/game	FG Pct	3FG Pct	FT Pct	Rebounds/game	Assists/game	Turnovers/game	Assist/Turnover ratio	Steals/game	Blocks/game
27	24.8	10.9	42.8	27.1	70.1	2.7	3.1	2.3	1.4	2.1	0.4

MISCELLANEOUS STATS			TCU
Year	Season	Career	W/L
20+ Points:	1	24	1-0
10+ Points:	16	92	13-3
10+ Rebs:	-	5	0-0
Double-Doubles:	-	5	0-0
5+ Assists:	4	21	4-0
Led Team In Points:	4	34	4-0
Led Team In Rebounds:	1	12	1-0
Led Team In Assists:	7	37	6-1

#5 CHUCK O'BANNON JR.

6-7 | 220 | F | R-SR | LAS VEGAS, NEV. | BISHOP GORMAN HS (USC)

2023-24 HIGHLIGHTS

DNP vs. HCU on Nov. 27 (right ankle) | DNP at Hawai'i (12/24) and vs. TAMUC (1/1) (right thumb) | Played just 50 seconds vs. Texas due to illness
Made three 3-pointers in the final seven minutes of regulation to force overtime in the win at Baylor

PRIOR TO THIS SEASON

- Was the team leader in 3-pointer the past two seasons with 41 in 2022-23 and 46 in 2021-22.
- Recorded double-digits in points 13 times including a season-high 22 points against Kansas State (3/9/23) in the Big 12 Championship which included a season-best four made threes on seven attempts.
- Made the game-winning shot with 4.0 seconds remaining in an 88-87 win at Baylor (1/4/23).
- Scored 23 points against Arizona (3/20/22) in the final game of the 2021-23 season and the second round of the NCAA Tournament where he also made five 3-pointers.
- Had three seasons at USC, two of which ended in November with injury... Hurt his left hand in practice on Nov. 25, 2019, which required surgery... Suffered a left pinky injury in practice on Nov. 9, 2018, which required surgery.
- Was a five-star recruit and ranked as the No. 28 prospect on the ESPN Top 100 list and the No. 6 small forward in the 2017 class.
- Was a 2017 McDonald's All-American... Helped lead Bishop Gorman to four of its six consecutive state 4A titles.
- The All-State wing led Bishop Gorman High to a 22-9 record his senior season while averaging 21.4 points, 8.1 rebounds and 4.0 assists.

PERSONAL

- Born March 1, 1999 in Long Beach, Calif.
- Son of Valencia and Charles O'Bannon... Father, Charles, was a starter on UCLA's 1995 national championship team and went on to be a second-round pick in the 1997 NBA draft.
- Uncle, Ed O'Bannon, also was a star on the 1994-95 Bruins team and was the ninth overall pick in the 1995 NBA draft.
- Lived in Japan from ages 2-14.
- Owns a dog named Hitman, a morkie (mix of a maltese and yorkie).
- Earned a degree in general studies from TCU in 2022... Working towards a master of liberal arts degree.



GAME HIGHS

Points	
Season	25 (12/21/23 vs. Old Dominion)
Career	Same

Rebounds	
Season	7, 2x (last, 12/16/23 vs. Arizona State)
Career	9, 2x (last, 2/15/22 vs. Iowa State)

Assists	
Season	3 (11/17/23 vs. MVSU)
Career	3, 5x (last, 11/17/23 vs. MVSU)

Steals	
Season	2 (1/10/24 vs. Oklahoma)
Career	4, 2x (last, 1/14/23 vs. Kansas State)

Blocks	
Season	3 (11/14/23 vs. UTRGV)
Career	3, 3x (last, 11/14/23 vs. UTRGV)

Field Goals	
Season	8 (12/21/23 vs. Old Dominion)
Career	Same

Field Goal Attempts	
Season	10 (12/21/23 vs. Old Dominion)
Career	14, 2x (last, 3/19/23 vs. Gonzaga)

3-Point Field Goals:	
Season	6 (12/21/23 vs. Old Dominion)
Career	Same

3-Point Field Goal Attempts	
Season	7 (12/21/23 vs. Old Dominion)
Career	13 (3/20/22 vs. Arizona)

Free Throws	
Season	6 (11/17/23 vs. MVSU)
Career	6, 2x (last, 11/17/23 vs. MVSU)

Free Throw Attempts	
Season	7 (11/17/23 vs. MVSU)
Career	10 (12/6/22 vs. Jackson St.)

Minutes	
Season	23 (1/27/24 at Baylor)
Career	39 (3/20/22 vs. Arizona)

MISCELLANEOUS STATS

Year	Season	Career	W/L
20+ Points:	1	3	2-1
10+ Points:	4	37	27-10
10+ Rebs:	-	-	0-0
Double-Doubles:	-	-	0-0
5+ Assists:	-	-	0-0
Led Team In Points:	1	11	7-4
Led Team In Rebounds:	-	8	3-5
Led Team In Assists:	-	-	0-0

SEASON	TEAM	GP-GS	MIN/AVG	Field Goals			3-Point			F-Throws		Rebounds				Scoring				
				FG-FGA	FG%	3FG-3FGA	3FG%	FT-FTA	FT%	OFF	DEF	TOT	AVG	PF-FO	A	TO	BLK	STL	PTS	AVG
2017-18	USC	14-0	72/5.1	5-23	.217	1-8	.125	7-7	1.000	1	8	9	0.6	10-0	2	2	0	4	18	1.3
2018-19	USC	1-0	10/9.9	0-1	.000	0-0	.000	0-0	.000	0	1	1	1.0	0-0	0	0	0	0	0	0.0
2019-20	USC	3-0	18/6.1	0-5	.000	0-0	.000	2-2	1.000	4	0	4	1.3	3-0	1	3	0	2	2	0.7
2020-21	TCU	25-16	449/18.0	55-135	.407	28-76	.368	31-41	.756	26	70	96	3.8	42-0	13	21	13	19	169	6.8
2021-22	TCU	34-25	815/24.0	106-260	.408	46-136	.338	64-91	.703	43	99	142	4.2	55-1	32	34	20	32	322	9.5
2022-23	TCU	35-31	762/21.8	88-231	.381	41-132	.311	54-72	.750	51	67	118	3.4	72-1	35	22	34	29	271	7.7
2023-24	TCU	24-0	324/13.5	37-82	.451	14-37	.378	35-43	.814	21	40	61	2.5	39-1	18	6	10	10	123	5.1
TOTAL FOR TCU	118-72	2350/19.9	286-708	.404	129-381	.339	184-247	.745	141	276	417	3.5	208-3	98	83	77	90	885	7.5	
TOTAL	136-72	2450/18.0	291-737	.395	130-389	.334	193-256	.754	146	285	431	3.2	221-3	101	88	77	96	905	6.7	

#5 O'BANNON, Chuck

Opponent	Date	GS	MIN	Total		3-Pointers		Free throws		Rebounds				PF	A	TO	BLK	STL	PTS	AVG	
				FG-FGA	PCT	3FG-3FGA	PCT	FT-FTA	PCT	OFF	DEF	TOT	AVG								
Southern U.	11/06/2023		14:27	3-5	.600	1-2	.500	2-3	.667	1	0	1	1.0	5	1	0	0	0	9	9.0	
Omaha	11/09/2023		20:28	2-6	.333	0-3	.000	0-0	.000	0	4	4	2.5	3	1	1	0	0	4	6.5	
UTRGV	11/14/2023		19:07	1-2	.500	0-0	.000	3-4	.750	3	4	7	4.0	1	2	0	3	1	5	6.0	
Mississippi Val.	11/17/2023		21:23	2-5	.400	0-3	.000	6-7	.857	1	4	5	4.3	2	3	0	0	1	10	7.0	
Alcorn	11/21/2023		16:44	0-2	.000	0-2	.000	4-4	1.000	1	2	3	4.0	2	1	0	1	1	4	6.4	
at Georgetown	12/02/2023		09:35	0-3	.000	0-2	.000	2-2	1.000	1	0	1	3.5	1	1	0	0	0	2	5.7	
vs Clemson	12/09/2023		09:53	2-3	.667	2-2	1.000	2-2	1.000	0	0	0	3.0	1	0	0	0	1	8	6.0	
vs Arizona St.	12/16/2023		21:27	2-6	.333	0-0	.000	1-3	.333	3	4	7	3.5	3	0	0	2	1	5	5.9	
vs Old Dominion	12/21/2023		18:59	8-10	.800	6-7	.857	3-3	1.000	1	2	3	3.4	1	1	0	1	0	25	8.0	
vs Nevada	12/22/2023		13:18	0-1	.000	0-1	.000	1-2	.500	0	3	3	3.4	3	2	1	0	0	1	7.3	
at Kansas	01/06/2024		10:11	1-3	.333	0-1	.000	0-0	.000	1	3	4	3.5	1	1	0	1	0	2	6.8	
Oklahoma	01/10/2024		16:46	3-6	.500	1-4	.250	4-4	1.000	0	2	2	3.3	2	1	0	0	2	11	7.2	
Houston	01/13/2024		09:49	1-2	.500	0-0	.000	1-2	.500	1	3	4	3.4	0	0	1	0	0	3	6.8	
at Cincinnati	01/16/2024		01:48	0-0	.000	0-0	.000	0-0	.000	0	0	0	3.1	1	0	1	0	0	0	6.4	
Iowa St.	01/20/2024		08:21	1-3	.333	0-0	.000	0-0	.000	2	0	2	3.1	0	1	0	0	0	2	6.1	
at Oklahoma St.	01/23/2024		08:55	1-1	1.000	0-0	.000	1-2	.500	0	1	1	2.9	0	0	0	1	1	3	5.9	
at Baylor	01/27/2024		23:22	4-6	.667	3-4	.750	0-0	.000	2	1	3	2.9	3	0	0	0	1	11	6.2	
Texas Tech	01/30/2024		13:27	0-2	.000	0-0	.000	2-2	1.000	1	2	3	2.9	1	1	0	0	0	2	5.9	
Texas	02/03/2024		00:50	0-0	.000	0-0	.000	0-0	.000	0	0	0	2.8	0	0	0	0	0	0	5.6	
at Iowa St.	02/10/2024		13:54	2-6	.333	0-1	.000	0-0	.000	2	1	3	2.8	1	0	0	1	0	4	5.6	
West Virginia	02/12/2024		15:36	3-5	.600	0-2	.000	0-0	.000	0	2	2	2.8	3	0	1	0	0	6	5.6	
at Kansas St.	02/17/2024		12:58	1-2	.500	1-1	1.000	0-0	.000	0	0	0	2.6	3	1	1	0	1	3	5.5	
at Texas Tech	02/20/2024		17:37	0-3	.000	0-2	.000	3-3	1.000	1	1	2	2.6	2	1	0	0	0	3	5.3	
Cincinnati	02/24/2024		04:36	0-0	.000	0-0	.000	0-0	.000	0	1	1	2.5	0	0	0	0	0	0	5.1	
Totals			0	323:32	37-82	.451	14-37	.378	35-43	.814	21	40	61	2.5	39	18	6	10	10	123	5.1

Player Averages

Games Played	Minutes/game	Points/game	FG Pct	3FG Pct	FT Pct	Rebounds/game	Assists/game	Turnovers/game	Assist/Turnover ratio	Steals/game	Blocks/game
24	13.5	5.1	45.1	37.8	81.4	2.5	0.8	0.3	3.0	0.4	0.4

#8 ERNEST UDEH JR.

6-11 | 260 | C | SO | ORLANDO, FLA. | DR. PHILLIPS HS (KANSAS)

2023-24 HIGHLIGHTS

Was injured in first half of game at KSU and DNP at Texas Tech or vs. Cincinnati (left leg injury)
 18 rebounds against TAMUC were the most rebounds by a TCU player since Nov. 28, 2020 when Kevin Samuel recorded 18 rebounds against Tulsa
 11 offensive rebounds vs. TAMUC were the most by a TCU player since Jamal Brown had 15 against North Texas on Dec. 23, 2001
 21 of his 34 field goals are dunks
 Has won the opening tip in 21 of 25 games and all four overtime periods TCU has played in

PRIOR TO THIS SEASON

- Shot 75.6 percent from the field, including a KU record 21 consecutive from Dec. 1 to Feb. 28, a span of 17 games.
- In his KU debut vs. Omaha (11/7) he finished with five points and five rebounds along with a block and a steal.
- A McDonald's All-American following his senior season at Dr. Phillips High School in Orlando, Fla... and averaged 13.1 points and 9.2 rebounds
- Recorded 10.1 points, 9.8 rebounds and 1.9 blocked shots per game as a junior at Dr. Phillips HS in winning the state title.
- Ranked No. 23 by ESPN100, No. 31 by 247sports.com and No. 32 by Rivals.com.

PERSONAL

- Born Jan. 8, 2004.
- Son of Chigozie "ChiChi" Udeh.
- Has two younger siblings, Gabriella and Emmanuel.
- Enjoys making music beats, gaming and dancing... Can play the drums.
- Majoring in communications.



GAME HIGHS

Points	
Season	13 (1/1/24 vs. TAMUC)
Career	Same
Rebounds	
Season	13 (1/1/24 vs. TAMUC)
Career	Same
Assists	
Season	2, 2x (last, 12/21/23 vs. Old Dominion)
Career	Same
Steals	
Season	5 (1/16/24 at Cincinnati)
Career	Same
Blocks	
Season	3, 2x (last, 1/1/24 vs. TAMUC)
Career	4 (11/15/22 vs. Duke)
Field Goals	
Season	5 (1/16/24 at Cincinnati)
Career	Same
Field Goal Attempts	
Season	8 (1/16/24 at Cincinnati)
Career	Same
3-Point Field Goals:	
Season	-
Career	-
3-Point Field Goal Attempts	
Season	-
Career	-
Free Throws	
Season	8 (1/20/24 vs. Iowa State)
Career	Same
Free Throw Attempts	
Season	12 (1/1/24 vs. TAMUC)
Career	Same
Minutes	
Season	28 (1/27/24 at Baylor)
Career	Same

SEASON	TEAM	GP-GS	MIN/AVG	FG-FGA	FG%	3FG-3FGA	3FG%	FT-FTA	FT%	OFF	DEF	TOT	AVG	PF-FO	A	TO	BLK	STL	PTS	AVG
2022-23	KU	30-0	249/8.3	34-45	.756	0-0	.000	9-22	.409	23	30	53	1.8	48-1	9	16	18	20	77	2.6
2023-24	TCU	25-25	414/16.6	34-56	.607	0-0	.000	37-66	.561	57	75	132	5.3	49-0	9	18	19	23	105	4.2
TOTAL FOR TCU		25-25	414/16.6	34-56	.607	0-0	.000	37-66	.561	57	75	132	5.3	49-0	9	18	19	23	105	4.2
TOTAL		55-25	663/12.1	68-101	.673	0-0	.000	46-88	.523	80	105	185	3.4	97-1	18	34	37	43	182	3.3

#8 UDEH JR., Ernest

Opponent	Date	GS	MIN	Total		3-Pointers		Free throws		Rebounds				PF	A	TO	BLK	STL	PTS	AVG	
				FG-FGA	PCT	3FG-3FGA	PCT	FT-FTA	PCT	OFF	DEF	TOT	AVG								
Southern U.	11/06/2023	*	12:19	0-2	.000	0-0	.000	0-0	.000	1	1	2	2.0	1	0	2	3	0	0	0.0	
Omaha	11/09/2023	*	13:09	1-2	.500	0-0	.000	0-0	.000	4	7	11	6.5	3	2	0	0	0	2	1.0	
UTRGV	11/14/2023	*	15:44	0-0	.000	0-0	.000	0-0	.000	1	4	5	6.0	3	0	0	2	0	0	0.7	
Mississippi Val.	11/17/2023	*	17:15	1-4	.250	0-0	.000	3-6	.500	4	4	8	6.5	3	0	2	0	1	5	1.8	
Alcorn	11/21/2023	*	13:08	1-1	1.000	0-0	.000	2-4	.500	0	2	2	5.6	4	0	1	1	1	4	2.2	
Houston Christian	11/27/2023	*	16:32	1-1	1.000	0-0	.000	3-4	.750	0	2	2	5.0	0	0	1	2	5	2.7		
at Georgetown	12/02/2023	*	11:43	0-0	.000	0-0	.000	0-0	.000	0	1	1	4.4	3	0	0	1	0	0	2.3	
vs Clemson	12/09/2023	*	16:47	0-0	.000	0-0	.000	4-8	.500	6	4	10	5.1	2	0	1	0	1	4	2.5	
vs Arizona St.	12/16/2023	*	18:20	4-6	.667	0-0	.000	0-0	.000	3	2	5	5.1	2	0	2	0	2	8	3.1	
vs Old Dominion	12/21/2023	*	16:21	2-2	1.000	0-0	.000	2-4	.500	1	3	4	5.0	1	2	0	0	1	6	3.4	
vs Nevada	12/22/2023	*	12:16	2-3	.667	0-0	.000	2-2	1.000	1	0	1	4.6	2	0	1	0	0	6	3.6	
at Hawaii	12/24/2023	*	19:33	2-2	1.000	0-0	.000	0-0	.000	0	3	3	4.5	2	1	1	1	1	4	3.7	
Tex. A&M-Commerce	01/01/2024	*	19:04	4-7	.571	0-0	.000	5-12	.417	11	7	18	5.5	1	1	0	3	1	13	4.4	
at Kansas	01/06/2024	*	20:04	0-1	.000	0-0	.000	2-2	1.000	1	3	4	5.4	3	0	1	1	2	2	4.2	
Oklahoma	01/10/2024	*	17:01	1-1	1.000	0-0	.000	1-2	.500	1	1	2	5.2	1	0	1	0	0	3	4.1	
Houston	01/13/2024	*	17:04	2-4	.500	0-0	.000	0-4	.000	5	4	9	5.4	1	0	0	1	0	4	4.1	
at Cincinnati	01/16/2024	*	23:36	5-8	.625	0-0	.000	1-2	.500	6	3	9	5.6	1	1	1	0	5	11	4.5	
Iowa St.	01/20/2024	*	17:30	0-1	.000	0-0	.000	8-10	.800	4	1	5	5.6	2	0	3	1	0	8	4.7	
at Oklahoma St.	01/23/2024	*	13:15	0-1	.000	0-0	.000	0-0	.000	1	6	7	5.7	4	1	0	0	0	0	4.5	
at Baylor	01/27/2024	*	28:00	1-2	.500	0-0	.000	0-0	.000	1	6	7	5.8	4	0	1	2	1	2	4.4	
Texas Tech	01/30/2024	*	14:32	1-2	.500	0-0	.000	2-2	1.000	3	4	7	5.8	1	1	0	0	0	4	4.3	
Texas	02/03/2024	*	14:16	1-1	1.000	0-0	.000	0-0	.000	0	0	0	5.5	1	0	0	2	0	2	4.2	
at Iowa St.	02/10/2024	*	22:59	1-1	1.000	0-0	.000	1-2	.500	2	3	5	5.5	1	0	0	0	3	3	4.2	
West Virginia	02/12/2024	*	15:53	3-3	1.000	0-0	.000	0-0	.000	0	2	2	5.4	3	0	0	0	1	6	4.3	
at Kansas St.	02/17/2024	*	07:46	1-1	1.000	0-0	.000	1-2	.500	1	2	3	5.3	0	0	1	0	1	3	4.2	
Totals			25	414:08	34-56	.607	0-0	.000	37-66	.561	57	75	132	5.3	49	9	18	19	23	105	4.2

Player Averages

Games Played	Minutes/game	Points/game	FG Pct	3FG Pct	FT Pct	Rebounds/game	Assists/game	Turnovers/game	Assist/Turnover ratio	Steals/game	Blocks/game
25	16.6	4.2	60.7	0.0	56.1	5.3	0.4	0.7	0.5	0.9	0.8

MISCELLANEOUS STATS

Year	Season	Career	TCU W/L
20+ Points:	-	-	0-0
10+ Points:	1	2	1-0
10+ Rebs:	3	3	2-1
Double-Doubles:	1	1	1-0
5+ Assists:	-	-	0-0
Led Team In Points:	1	1	1-0
Led Team In Rebounds:	8	8	6-2
Led Team In Assists:	-	-	0-0

#11 TREVIAN TENNYSON

6-3 | 180 | G | SR | ARLINGTON, TEXAS | MANSFIELD LEGACY HS (TEXAS A&M CORPUS CHRISTI)

2023-24 HIGHLIGHTS

- Has made one 3-pointer in 86 out of last 97 games over three seasons (2021 until present)
- Made first start as a Horned Frog on Dec. 24 at Hawaii
- Had his best game of the season at No. 2 Kansas with 24 points on 9-of-12 shooting from the field and 6-of-8 from three
- Ranks second in the Big 12 in 3-point field goal percentage, 43.7

PRIOR TO THIS SEASON

- Two-time SLC All-Conference Selection (2022 & 2023)
- Broke the school record for threes made in a season in 2022-23 with 100.
- Made 174 threes in his career at Texas AGM CC which was six behind the school record... Made at least one three in 65 out of 70 games as an Islander.
- Shot 89% from the free throw line in 2022-23, which tied a school record.
- Scored 20 points in the second half against No. 1 Alabama in the NCAA Tournament.
- At Ranger College in 2020-21, shot 498 from the field, 426 (40-94) from three-point range and 868 (59-68) from the free throw line.
- Led Ranger to a 22-5 record and helped win the NJCAC Championship, the NJCAA Region V Championship and reach the NJCAA Final Four.
- Tallied 24.0 points, 6.0 rebounds and 2.0 steals per contest as a senior at Mansfield Legacy High School.
- Set a Mansfield Legacy single-game record with a 42-point performance.
- Named to the Star-Telegram All-Area Second-Team, the TABC Class 5A All-Region 1 Team and was MVP of the Dallas vs. Tarrant All-Star Game.
- Guided Mansfield Timberview to the Texas 5A state championship as a sophomore in 2017.

PERSONAL

- Born March 29, 2001.
- Nickname is Trey.
- Son of Jennifer Tennyson.
- Has five siblings Tatianna, Chase, Dadreian, Arian and Ashton.
- Enjoys fishing... Owns a dog named Harlem, who is boxer.
- Earned a bachelors of science degree in university studies at Corpus Christi and working towards a masters degree in liberal arts at TCU.



GAME HIGHS

Points	Season	24 (1/6/24 at Kansas)
Career	28 (1/14/23 vs. New Orleans)	

Rebounds	Season	5, 2x (last, 1/10/24 vs. Oklahoma)
Career	7 (2/4/23 vs. Southeastern La.)	

Assists	Season	6 (1/14/23 vs. UTRGV)
Career	6, 2x (last, 11/14/23 vs. UTRGV)	

Steals	Season	4 (1/27/24 at Baylor)
Career	Same	

Blocks	Season	1, 3x (last, 12/16/23 vs. Arizona State)
Career	1, 8x (last, 11/14/23 vs. UTRGV)	

Field Goals	Season	9 (1/6/24 at Kansas)
Career	10 (1/13/23 vs. New Orleans)	

Field Goal Attempts	Season	12, 2x (last, 1/16/24 at Cincinnati)
Career	21 (3/16/23 vs. Alabama)	

3-Point Field Goals:	Season	6 (1/6/24 at Kansas)
Career	6, 2x (last, 1/6/24 at Kansas)	

3-Point Field Goal Attempts	Season	8, 2x (last, 1/30/24 vs. Texas Tech)
Career	12 (1/12/23 vs. Southeastern La.)	

Free Throws	Season	5 (1/30/24 vs. Texas Tech)
Career	8 (1/26/23 vs. Nicholls)	

Free Throw Attempts	Season	5 (1/30/24 vs. Texas Tech)
Career	8, 3x (last, 1/26/23 vs. Nicholls)	

Minutes	Season	39 (1/16/24 at Cincinnati)
Career	44 (3/1/23 at TAMU-Commerce)	

MISCELLANEOUS STATS			TCU
Year	Season	Career	W/L
20+ Points:	2	13	1-1
10+ Points:	10	65	7-3
10+ Rebs:	-	-	0-0
Double-Doubles:	-	-	0-0
5+ Assists:	2	4	2-0
Led Team In Points:	5	23	2-3
Led Team In Rebounds:	-	-	0-0
Led Team In Assists:	4	6	3-

SEASON	TEAM	GP-GS	MIN/AVG	Field Goals		3-Point		F-Throws		Rebounds				Scoring						
				FG-FGA	FG%	3FG-3FGA	3FG%	FT-FTA	FT%	OFF	DEF	TOT	AVG	PF-FO	A	TO	BLK	STL	PTS	AVG
2019-20	CCSU	28-0	323/11.5	36-97	.371	23-54	.426	27-35	.771	6	21	27	1.0	39-2	19	35	1	10	122	4.4
2021-22	TA&MCC	35-13	801/22.9	145-366	.396	74-201	.368	56-68	.824	15	42	57	1.6	64-1	49	46	3	27	420	12.0
2022-23	TA&MCC	35-34	998/28.5	185-423	.437	100-249	.402	81-91	.890	11	69	80	2.3	78-2	43	63	4	25	551	15.7
2023-24	TCU	27-15	684/25.3	89-198	.449	55-126	.437	23-26	.885	5	57	62	2.3	55-0	50	43	5	26	256	9.5
TOTAL FOR TCU	27-15	684/25.3	89-198	.449	55-126	.437	23-26	.885	5	57	62	2.3	55-0	50	43	5	26	256	9.5	
TOTAL	125-62	2806/22.5	455-1084	.420	252-630	.400	187-220	.850	37	189	226	1.8	236-5	161	187	13	88	1349	10.8	

#11 TENNYSON, Trevian

Opponent	Date	GS	MIN	Total		3-Pointers		Free throws		Rebounds				PF	A	TO	BLK	STL	PTS	AVG		
				FG-FGA	PCT	3FG-3FGA	PCT	FT-FTA	PCT	OFF	DEF	TOT	AVG									
Southern U.	11/06/2023		18:49	5-7	.714	3-5	.600	0-1	.000	1	1	2	2.0	1	2	1	0	0	13	13.0		
Omaha	11/09/2023		21:03	1-5	.200	1-2	.500	0-0	.000	0	2	2	2.0	1	0	1	0	0	3	8.0		
UTRGV	11/14/2023		21:32	2-7	.286	0-0	.000	2-2	1.000	0	1	1	1.7	1	6	3	1	3	6	7.3		
Mississippi Val.	11/17/2023		14:54	3-7	.429	2-4	.500	0-0	.000	1	0	1	1.5	1	0	1	0	0	8	7.5		
Alcorn	11/21/2023		19:33	2-6	.333	1-4	.250	2-2	1.000	0	3	3	1.8	2	3	3	1	0	7	7.4		
Houston Christian	11/27/2023		16:53	4-5	.800	0-1	.000	0-0	.000	2	2	2	1.8	0	0	1	0	0	8	7.5		
at Georgetown	12/02/2023		14:02	3-6	.500	2-4	.500	0-0	.000	0	0	0	1.6	0	1	1	0	0	8	7.6		
vs Clemson	12/09/2023		17:05	2-4	.500	1-3	.333	0-0	.000	1	1	1.5	3	1	0	0	0	5	7.3			
vs Arizona St.	12/16/2023		21:26	3-4	.750	2-3	.667	0-0	.000	0	2	2	1.6	2	2	1	1	1	8	7.3		
vs Old Dominion	12/21/2023		22:15	1-7	.143	0-4	.000	1-2	.500	0	2	2	1.6	3	1	2	0	0	3	6.9		
vs Nevada	12/22/2023		18:19	2-3	.667	1-2	.500	0-0	.000	0	0	0	1.5	1	1	0	0	5	6.7			
at Hawaii	12/24/2023	*	34:04	4-7	.571	2-3	.667	0-0	.000	1	4	5	1.8	1	2	2	0	2	10	7.0		
Tex. A&M-Commerce	01/01/2024	*	30:26	4-9	.444	3-6	.500	0-0	.000	1	3	4	1.9	0	5	2	0	0	11	7.3		
at Kansas	01/06/2024	*	34:34	9-12	.750	6-8	.750	0-0	.000	0	1	1	1.9	2	3	0	0	3	24	8.5		
Oklahoma	01/10/2024	*	27:25	0-8	.000	0-5	.000	2-2	1.000	0	5	5	2.1	3	1	0	0	1	2	8.1		
Houston	01/13/2024	*	20:55	4-7	.571	4-6	.667	0-0	.000	2	2	2.1	4	0	3	0	0	12	8.3			
at Cincinnati	01/16/2024	*	39:26	6-12	.500	5-8	.625	0-0	.000	3	3	2.1	2	2	2	0	1	17	8.8			
Iowa St.	01/20/2024	*	27:42	6-10	.600	3-7	.429	4-4	1.000	0	3	3	2.2	4	3	3	0	1	19	9.4		
at Oklahoma St.	01/23/2024	*	31:56	2-9	.222	1-7	.143	0-0	.000	2	2	2.2	2	0	1	0	0	5	9.2			
at Baylor	01/27/2024	*	32:10	5-9	.556	4-7	.571	1-2	.500	2	2	2.2	4	3	1	0	4	15	9.5			
Texas Tech	01/30/2024	*	34:59	7-13	.538	4-8	.500	5-5	1.000	0	3	3	2.2	2	2	2	0	1	23	10.1		
Texas	02/03/2024	*	30:05	3-5	.600	2-3	.667	2-2	1.000	0	2	2	2.2	4	4	3	1	2	10	10.1		
at Iowa St.	02/10/2024	*	32:19	1-7	.143	1-6	.167	0-0	.000	0	4	4	2.3	3	2	2	0	3	3	9.8		
West Virginia	02/12/2024	*	29:28	4-10	.400	4-8	.500	2-2	1.000	0	0	0	2.2	2	2	1	0	0	14	10.0		
at Kansas St.	02/17/2024	*	31:30	2-6	.333	1-4	.250	2-2	1.000	0	4	4	2.3	3	1	2	1	1	7	9.8		
at Texas Tech	02/20/2024	*	20:20	1-6	.167	0-4	.000	0-0	.000	1	2	3	2.3	3	1	2	0	2	2	9.5		
Cincinnati	02/24/2024		20:58	3-7	.429	2-4	.500	0-0	.000	0	3	3	2.3	1	3	2	0	1	8	9.5		
Totals			15	684:08	.449	89-198	.449	55-126	.437	23-26	.885	5	57	62	2.3	55	50	43	5	26	256	9.5

Player Averages

Games Played	Minutes/game	Points/game	FG Pct	3FG Pct	FT Pct	Rebounds/game	Assists/game	Turnovers/game	Assist/Turnover ratio	Steals/game	Blocks/game
27	25.3	9.5	44.9	43.7	88.5	2.3	1.9	1.6	1.2	1.0	0.2

#12 XAVIER CORK

6-9 | 235 | F | SR | SULPHUR SPRINGS, TEXAS | SULPHUR SPRINGS HS (WESTERN CAROLINA)

2023-24 HIGHLIGHTS

PRIOR TO THIS SEASON

- Scored a season-high 15 points against West Virginia (1/31/23) and was a season-best 6-of-6 from the field
- Scored 10 or more points three times and TCU went 3-0 in those games.
- Blocked the layup attempt of Keyonte George in the final second of the 88-87 win at Baylor (1/4/23).
- Led WCU and the Southern Conference in field goal percentage at 64.1 percent in 2020-21.
- Finished in double figures in 20 games, opening the season with 14 straight double-figure games.
- Attended Sulphur Springs High School and was named the District 15-5A Co-Most Valuable Player and a TABC All-Region 2 player.
- Helped lead the Wildcats to their first UIL State Tournament Final Four appearance since 1925.

PERSONAL

- Born March 24, 2001.
- Son of Kevin Cork and Reshemah Wright... Kevin passed away when he was 10 from multiple sclerosis... Reshemah, played basketball in high school and taught Xavier the game pretty much when he could walk.
- Sulphur Springs is a town located 100 miles northeast of Fort Worth with a population of 15,000 and home to the Southwest Dairy Museum.
- Grew up feeding pigs and hogs for fun and going fishing with his dad.
- Favorite food is pepperoni pizza from Pizza Hut.
- Owns a dog named Zola, who is a terrier and australian shepherd mix
- Majoring in criminal justice.



GAME HIGHS

Points

Season 9, 3x (last, 1/23/24 at Oklahoma State)
Career 23 (2/10/21 vs. VMI)

Rebounds

Season 8 (12/24/23 at Hawai'i)
Career 14 (12/12/20 vs. North Carolina A&T)

Assists

Season 2, 4x (last, 2/10/24 at Iowa State)
Career 5 (1/23/21 at Wofford)

Steals

Season 2 (11/27/23 vs. HCU)
Career 4 (12/18/22 vs. MVSU)

Blocks

Season 2 (1/23/24 at Oklahoma State)
Career 5 (12/3/20 vs. Newberry)

Field Goals

Season 4, 4x (last, 1/23/24 at Oklahoma State)
Career 10, 2x (last 1/18/21 at Samford)

Field Goal Attempts

Season 6 (12/24/23 at Hawai'i)
Career 11, 2x (last 1/18/21 at Samford)

3-Point Field Goals:

Season -
Career Same

3-Point Field Goal Attempts

Season -
Career Same

Free Throws

Season 3, 2x (last, 2/17/24 at Kansas State)
Career 10 (1/18/21 at Samford)

Free Throw Attempts

Season 4, 2x (last, 2/17/24 at Kansas State)
Career 11, 2x (last 1/18/21 at Samford)

Minutes

Season 20 (12/24/23 at Hawai'i)
Career 37 (12/18/20 at College of Charleston)

MISCELLANEOUS STATS

Year	Season	Career	TCU W/L
20+ Points:	-	3	0-0
10+ Points:	-	25	4-0
10+ Rebs:	-	6	0-0
Double-Doubles:	-	5	0-0
5+ Assists:	-	1	0-0
Led Team In Points:	-	6	0-0
Led Team In Rebounds:	1	14	3-0
Led Team In Assists:	-	-	0-0

SEASON	TEAM	GP-GS	MIN/AVG	Field Goals		3-Point		F-Throws		Rebounds				Scoring						
				FG-FGA	FG%	3FG-3FGA	3FG%	FT-FTA	FT%	OFF	DEF	TOT	AVG	PF-FO	A	TO	BLK	STL	PTS	AVG
2019-20	WCU	31-2	354/11.4	55-79	.696	0-1	.000	18-37	.486	39	47	86	2.8	52-1	8	33	18	4	128	4.1
2020-21	WCU	27-27	735/27.2	143-223	.641	0-1	.000	56-74	.757	58	108	166	6.1	80-4	48	67	37	13	342	12.7
2021-22	TCU	33-2	442/13.4	48-80	.600	0-0	.000	13-21	.619	45	44	89	2.7	57-0	12	27	24	8	109	3.3
2022-23	TCU	35-16	528/15.1	60-104	.577	0-0	.000	34-59	.576	40	52	92	2.6	82-0	15	19	16	16	154	4.4
2023-24	TCU	27-2	348/12.9	47-70	.671	0-0	.000	20-29	.690	28	39	67	2.5	30-0	19	28	12	5	114	4.2
TOTAL FOR TCU	95-20	1318/13.9	155-254	.610	0-0	.000	67-109	.615	113	135	248	2.6	169-0	46	74	52	29	377	4.0	
TOTAL	153-49	2407/15.7	353-556	.635	0-2	.000	141-220	.641	210	290	500	3.3	301-5	102	174	107	46	847	5.5	

#12 CORK, Xavier

Opponent	Date	GS	MIN	Total		3-Pointers		Free throws		Rebounds				PF	A	TO	BLK	STL	PTS	AVG
				FG-FGA	PCT	3FG-3FGA	PCT	FT-FTA	PCT	OFF	DEF	TOT	AVG							
Southern U.	11/06/2023		15:36	4-5	.800	0-0	.000	0-0	.000	3	3	6	6.0	1	2	1	0	0	8	8.0
Omaha	11/09/2023		11:32	2-3	.667	0-0	.000	0-0	.000	1	4	5	5.5	2	2	1	0	0	4	6.0
UTRGV	11/14/2023		10:03	2-4	.500	0-0	.000	0-0	.000	1	1	2	4.3	0	0	1	0	0	4	5.3
Mississippi Val.	11/17/2023		12:23	2-2	1.000	0-0	.000	2-2	1.000	0	4	4	4.3	0	1	0	1	0	6	5.5
Alcorn	11/21/2023		14:55	4-4	1.000	0-0	.000	1-2	.500	1	0	1	3.6	2	0	1	1	0	9	6.2
Houston Christian	11/27/2023		14:09	2-2	1.000	0-0	.000	0-0	.000	0	2	2	3.3	0	1	0	1	2	4	5.8
at Georgetown	12/02/2023		05:52	0-0	.000	0-0	.000	0-0	.000	1	0	1	3.0	3	1	3	0	0	0	5.0
vs Clemson	12/09/2023		08:00	0-1	.000	0-0	.000	1-2	.500	1	0	1	2.8	2	0	2	0	0	1	4.5
vs Arizona St.	12/16/2023		08:06	0-1	.000	0-0	.000	2-2	1.000	0	0	0	2.4	2	0	1	0	0	2	4.2
vs Old Dominion	12/21/2023		11:14	1-2	.500	0-0	.000	3-4	.750	2	2	4	2.6	1	2	1	0	0	5	4.3
vs Nevada	12/22/2023		18:14	3-4	.750	0-0	.000	1-2	.500	2	1	3	2.6	1	0	0	0	0	7	4.5
at Hawaii	12/24/2023		20:27	4-6	.667	0-0	.000	1-1	1.000	2	6	8	3.1	2	1	3	0	1	9	4.9
Tex. A&M-Commerce	01/01/2024		19:05	3-5	.600	0-0	.000	1-1	1.000	0	3	3	3.1	0	1	2	0	0	7	5.1
at Kansas	01/06/2024		14:15	2-5	.400	0-0	.000	0-0	.000	1	1	2	3.0	1	1	0	0	0	4	5.0
Oklahoma	01/10/2024		16:47	0-1	.000	0-0	.000	2-3	.667	0	2	2	2.9	0	1	0	1	0	2	4.8
Houston	01/13/2024		19:24	3-5	.600	0-0	.000	0-0	.000	1	2	3	2.9	0	0	0	2	0	6	4.9
at Cincinnati	01/16/2024		07:31	0-0	.000	0-0	.000	0-0	.000	0	0	0	2.8	3	0	0	0	0	0	4.6
Iowa St.	01/20/2024		04:19	0-0	.000	0-0	.000	0-0	.000	0	1	1	2.7	0	0	3	0	0	0	4.3
at Oklahoma St.	01/23/2024		13:23	4-4	1.000	0-0	.000	1-2	.500	2	1	3	2.7	1	0	3	2	0	9	4.6
at Baylor	01/27/2024		09:17	0-0	.000	0-0	.000	0-0	.000	1	1	2	2.7	0	0	2	1	0	0	4.4
Texas Tech	01/30/2024		16:16	1-1	1.000	0-0	.000	0-0	.000	1	0	1	2.6	0	0	2	0	0	2	4.2
Texas	02/03/2024		12:32	2-2	1.000	0-0	.000	0-0	.000	0	1	1	2.5	2	2	1	0	0	4	4.2
at Iowa St.	02/10/2024		12:15	2-2	1.000	0-0	.000	0-2	.000	1	0	1	2.4	0	2	0	1	0	4	4.2
West Virginia	02/12/2024		16:23	3-6	.500	0-0	.000	0-0	.000	2	2	4	2.5	0	0	1	1	6	4.3	
at Kansas St.	02/17/2024		16:14	2-3	.667	0-0	.000	3-4	.750	4	0	4	2.6	2	1	0	0	1	7	4.4
at Texas Tech	02/20/2024	*	04:49	0-0	.000	0-0	.000	2-2	1.000	1	1	2	2.5	2	0	0	0	0	2	4.3
Cincinnati	02/24/2024	*	15:21	1-2	.500	0-0	.000	0-0	.000	0	1	1	2.5	3	1	0	0	0	2	4.2
Totals		2	348:21	47-70	.671	0-0	.000	20-29	.690	28	39	67	2.5	30	19	28	12	5	114	4.2

Player Averages

Games Played	Minutes/game	Points/game	FG Pct	3FG Pct	FT Pct	Rebounds/game	Assists/game	Turnovers/game	Assist/Turnover ratio	Steals/game	Blocks/game
27	12.9	4.2	67.1	0.0	69.0	2.5	0.7	1.0	0.7	0.2	0.4

#21 JAKOBE COLES

6-8 | 215 | F | JR | DENTON, TEXAS | GUYER HS (BUTLER)

2023-24 HIGHLIGHTS

- Scored 21 points in 21 minutes and made his first 7 shot attempts against Omaha (11/9/23)
- Has made multiple threes in five games, including a career-high four against Alcorn (11/21/23)
- DNP vs. Texas AGM-Commerce, at Kansas and Oklahoma (right foot)
- Has scored in double figures in six of last seven games (avg of 11 pts.)

PRIOR TO THIS SEASON

- Had 12 games of double-figure scoring last season after having three in the two seasons prior.
- Went 6-of-6 from the free throw line in the final 2:08 to seal the 75-71 win at Utah (12/21/22).
- Was 2-of-2 from the free throw line with 4.3 seconds to play to give TCU the 83-82 win at Texas Tech (2/25/23).
- Hit the game-winning shot with 1.5 seconds remaining in a 72-70 win over Arizona State (3/17/23).
- Played in six games at Butler (2020-21) before sustaining an injury to the meniscus in his left knee during practice on Jan. 1, 2021 (which required surgery) and missed the remainder of the season.
- Led Guyer High School to a 27-5 record as a senior, earning Texas All-State third team honors and averaged 17.5 points, 8.5 rebounds and 3.5 assists.
- As a junior, helped Guyer to a No. 1 ranking in the state and 34th in the national poll and averaged 15.1 points and 8.1 rebounds per game.
- Played AAU for the Texas Titans alongside TCU great Mike Miles Jr. and the Detroit Pistons' Cade Cunningham
- Rated as the No. 134 player in the Class of 2020 by Rivals... Was a four-star recruit according to Rivals.

PERSONAL

- Born May 16, 2001.
- Son of Jerome and Dawn... His father played basketball at Norfolk State and played professionally in the CBA.
- Has one older brother, Jarek, who played basketball at Bellarmine University in Louisville, Ky.
- Majoring in communications with a criminal justice minor.



GAME HIGHS

Points	
Season	21 (11/9/23 vs. Omaha)
Career	21, 2x (last, 19/23 vs. Omaha)

Rebounds	
Season	10 (12/21/23 vs. Old Dominion)
Career	Same

Assists	
Season	4 (12/22/23 vs. Nevada)
Career	4, 3x (last, 12/22/23 vs. Nevada)

Steals	
Season	3 (11/21/23 vs. Alcorn)
Career	3, 3x (last, 11/21/23 vs. Alcorn)

Blocks	
Season	2 (12/2/23 at Georgetown)
Career	3, 3x (last, 12/6/22 vs. Jackson St.)

Field Goals	
Season	8 (12/2/23 at Georgetown)
Career	Same

Field Goal Attempts	
Season	12, 2x (last, 12/2/23 at Georgetown)
Career	12, 5x (last, 12/2/23 at Georgetown)

3-Point Field Goals:	
Season	4 (11/21/23 vs. Alcorn)
Career	Same

3-Point Field Goal Attempts	
Season	5 (11/21/23 vs. Alcorn)
Career	6, 2x (last, 12/28/22 vs. Central Ark.)

Free Throws	
Season	5, 2x (last, 11/9/23 vs. Omaha)
Career	6, 2x (last, 12/21/22 vs. Utah)

Free Throw Attempts	
Season	5, 2x (last, 11/9/23 vs. Omaha)
Career	7 (12/23/20 vs. Providence)

Minutes	
Season	30 (last, 12/2/23 at Georgetown)
Career	Same

MISCELLANEOUS STATS

Year	Season	Career	TCU W/L
20+ Points:	2	3	3-0
10+ Points:	13	27	18-7
10+ Rebs:	1	-	1-0
Double-Doubles:	-	-	0-0
5+ Assists:	-	-	0-0
Led Team In Points:	4	6	6-0
Led Team In Rebounds:	2	5	4-1
Led Team In Assists:	2	4	1-3

SEASON	TEAM	GP-GS	MIN/AVG	Field Goals		3-Point		F-Throws		Rebounds				Scoring						
				FG-FGA	FG%	3FG-3FGA	3FG%	FT-FTA	FT%	OFF	DEF	TOT	AVG	PF-FO	A	TO	BLK	STL	PTS	AVG
2020-21	Butler	6-1	106/17.6	14-22	.636	2-7	.286	8-12	.667	6	14	20	3.3	15-1	2	7	3	2	38	6.3
2021-22	TCU	34-0	294/8.6	35-89	.393	11-39	.282	12-17	.706	16	48	64	1.9	33-0	14	21	13	13	93	2.7
2022-23	TCU	35-1	585/16.7	110-231	.476	22-68	.324	58-73	.795	50	90	140	4.0	65-1	43	24	21	21	300	8.6
2023-24	TCU	24-11	494/20.6	94-189	.497	20-51	.392	29-38	.763	27	68	95	4.0	44-1	36	24	9	17	237	9.9
TOTAL FOR TCU	93-12	1373/14.8	239-509	.470	53-158	.335	99-128	.773	93	206	299	3.2	142-2	93	69	43	51	630	6.8	
TOTAL	99-13	1478/14.9	253-531	.476	55-165	.333	107-140	.764	99	220	319	3.2	157-3	95	76	46	53	668	6.7	

#21 COLES, JaKobe

Opponent	Date	GS	MIN	Total		3-Pointers		Free throws		Rebounds				PF	A	TO	BLK	STL	PTS	AVG	
				FG-FGA	PCT	3FG-3FGA	PCT	FT-FTA	PCT	OFF	DEF	TOT	AVG								
Southern U.	11/06/2023	*	22:05	5-9	.556	2-4	.500	5-5	1.000	3	4	7	7.0	1	3	0	0	2	17	17.0	
Omaha	11/09/2023	*	20:37	7-8	.875	2-2	1.000	5-5	1.000	1	5	6	6.5	3	2	1	0	0	21	19.0	
UTRGV	11/14/2023	*	24:42	7-12	.583	2-4	.500	0-0	.000	1	3	4	5.7	0	2	3	0	2	16	18.0	
Mississippi Val.	11/17/2023	*	21:06	3-6	.500	0-0	.000	1-2	.500	0	5	5	5.5	2	1	3	0	1	7	15.3	
Alcorn	11/21/2023	*	24:05	7-11	.636	4-5	.800	2-4	.500	1	3	4	5.2	2	2	0	1	3	20	16.2	
Houston Christian at Georgetown	11/27/2023	*	25:18	5-10	.500	0-2	.000	2-4	.500	0	6	6	5.3	2	2	1	1	12	15.5		
vs Old Dominion	12/02/2023	*	29:47	8-12	.667	1-3	.333	0-0	.000	1	4	5	5.3	0	1	1	2	17	15.7		
vs Clemson	12/09/2023	*	23:05	3-10	.300	0-1	.000	0-0	.000	3	1	4	5.1	5	2	1	1	0	6	14.5	
vs Arizona St.	12/16/2023	*	22:26	1-7	.143	0-3	.000	0-0	.000	0	3	3	4.9	3	2	1	0	0	2	13.1	
vs Old Dominion	12/21/2023	*	24:58	4-10	.400	0-3	.000	1-1	1.000	3	7	10	5.4	3	2	4	0	1	9	12.7	
vs Nevada	12/22/2023	*	25:25	2-9	.222	0-2	.000	0-0	.000	2	5	7	5.5	4	4	1	0	1	4	11.9	
at Hawaii	12/24/2023		20:23	2-8	.250	1-2	.500	1-2	.500	2	2	4	5.4	1	1	2	0	0	6	11.4	
Houston	01/13/2024		12:51	1-3	.333	0-0	.000	1-1	1.000	0	0	0	5.0	2	1	0	0	0	3	10.8	
at Cincinnati	01/16/2024		18:36	3-8	.375	1-3	.333	0-0	.000	1	2	3	4.9	0	0	1	1	1	7	10.5	
Iowa St.	01/20/2024		19:39	4-6	.667	1-3	.333	0-1	.000	0	1	1	4.6	3	1	1	0	0	9	10.4	
at Oklahoma St.	01/23/2024		12:43	1-4	.250	0-1	.000	0-0	.000	0	2	2	4.4	2	1	0	0	0	2	9.9	
at Baylor	01/27/2024		19:43	1-5	.200	0-3	.000	0-0	.000	1	3	4	4.4	1	3	0	0	0	2	9.4	
Texas Tech	01/30/2024		13:33	4-5	.800	0-0	.000	4-4	1.000	0	0	0	4.2	3	0	1	1	12	9.6		
Texas	02/03/2024		22:45	5-7	.714	0-0	.000	0-0	.000	0	2	2	4.1	1	0	1	0	1	10	9.6	
at Iowa St.	02/10/2024		16:52	5-7	.714	3-3	1.000	1-2	.500	1	1	2	4.0	1	0	0	0	0	14	9.8	
West Virginia	02/12/2024		22:16	4-9	.444	1-2	.500	2-3	.667	2	3	5	4.0	2	2	0	0	1	11	9.9	
at Kansas St.	02/17/2024		12:27	1-2	.500	0-1	.000	0-0	.000	0	3	3	4.0	1	0	1	0	0	2	9.5	
at Texas Tech	02/20/2024		16:43	5-11	.455	0-0	.000	0-0	.000	4	2	6	4.0	2	2	0	1	1	10	9.5	
Cincinnati	02/24/2024		21:40	6-10	.600	2-4	.500	4-4	1.000	1	1	2	4.0	0	2	0	0	0	18	9.9	
Totals			11	493:46	94-189	.497	20-51	.392	29-38	.763	27	68	95	4.0	44	36	24	9	17	237	9.9

Player Averages

Games Played	Minutes/game	Points/game	FG Pct	3FG Pct	FT Pct	Rebounds/game	Assists/game	Turnovers/game	Assist/Turnover ratio	Steals/game	Blocks/game
24	20.6	9.9	49.7	39.2	76.3	4.0	1.5	1.0	1.5	0.7	0.4

#44 ESSAM MOSTAFA

6-9 | 250 | F | SR | CAIRO, EGYPT | LONG ISLAND LUTHERAN HS (COASTAL CAROLINA)

2023-24 HIGHLIGHTS

DNP at Hawai'i on Dec. 24 (right shoulder) | DNP vs. West Virginia (right ankle)
 Averaged 7 points and 6 rebounds over the past three games while Udeh has been out

PRIOR TO THIS SEASON

- Recorded 38 double-doubles in three seasons at Coastal Carolina and led the Sun Belt Conference with 16 last season.
- Scored his 1,000th career point in 2022-23.
- Led the Sun Belt in rebounding (10.0), offensive rebounds (3.4) and defensive rebounds (6.6).
- His 55.2 field goal percentage was eighth in the Sun Belt.
- Made the Spring Dean's list in 2022-23
- As a sophomore, led the team and was second in the conference averaging 9.4 rebounds per game which was 24th nationally.
- Came to the United States for his freshman year of high school at Arlington Country Day in Arlington, Texas, 15 miles from TCU.

PERSONAL

- Born Aug. 3, 1999.
- Son of Tamer Mostafa and Nilly Sa'eed.
- Graduated from Coastal Carolina with a degree in recreation and sports management and is working towards a masters of liberal arts degree at TCU.
- Attended his first baseball game at the 2023 Fort Worth Super Regional between TCU and Indiana State.



GAME HIGHS

Points

Season 10, 3x (last, 2/20/24 at Texas Tech)
 Career 25, 2x (last, at South Dakota)

Rebounds

Season 10 (1/1/24 vs. TAMUC)
 Career 17 (12/30/21 vs. ULM)

Assists

Season 1, 10x (last, 2/4/24 vs. Cincinnati)
 Career 4 (3/28/22 at Soth Alabama)

Steals

Season 2 (12/2/23 at Georgetown)
 Career 2, 9x (last, 12/2/23 at Georgetown)

Blocks

Season 2, 3x (last, 2/4/24 vs. Cincinnati)
 Career 5 (1/13/22 at Appalachian St.)

Field Goals

Season 5 (2/20/24 at Texas Tech)
 Career 11 (3/21/22 vs. FGCU)

Field Goal Attempts

Season 6 (2/20/24 at Texas Tech)
 Career 18 (3/21/22 vs. FGCU)

3-Point Field Goals:

Season -
 Career 1, 2x (last, 11/9/21 vs. Ferrum)

3-Point Field Goal Attempts

Season -
 Career 1, 10x (last, 11/26/22 vs. South Dakota)

Free Throws

Season 4, 2x (last, 2/17/24 at Kansas State)
 Career 11 (12/1/21 vs. South Carolina)

Free Throw Attempts

Season 5 (11/21/23 vs. Alcorn)
 Career 16 (1/2/22 vs. Emory & Henry)

Minutes

Season 19 (1/1/24 vs. TAMUC)
 Career 37 (1/22/22 at Georgia State)

SEASON	TEAM	GP-GS	MIN/AVG	Field Goals		3-Point		F-Throws		Rebounds				Scoring						
				FG-FGA	FG%	3FG-3FGA	3FG%	FT-FTA	FT%	OFF	DEF	TOT	AVG	PF-FO	A	TO	BLK	STL	PTS	AVG
2020-21	CCU	26-25	644/24.8	122-218	.560	1-2	.500	71-118	.602	93	138	231	8.9	51-3	22	42	22	13	316	12.2
2021-22	CCU	33-31	957/29.0	167-335	.499	1-8	.125	94-154	.610	110	201	311	9.4	92-1	36	63	37	16	429	13.0
2022-23	CCU	26-25	751/28.9	128-232	.552	0-1	.000	66-99	.667	89	171	260	10.0	61-1	23	41	18	15	322	12.4
2023-24	TCU	25-0	237/9.5	30-51	.588	0-0	.000	20-31	.645	38	41	79	3.2	28-0	10	8	11	6	80	3.2
TOTAL FOR TCU	25-0	237/9.5	30-51	.588	0-0	.000	20-31	.645	38	41	79	3.2	28-0	10	8	11	6	80	3.2	
TOTAL	110-81	2589/23.5	447-836	.535	2-11	.182	251-402	.624	330	551	881	8.0	232-5	91	154	88	50	1147	10.4	

#44 MOSTAFA, Essam

Opponent	Date	GS	MIN	Total		3-Pointers		Free throws		Rebounds				PF	A	TO	BLK	STL	PTS	AVG	
				FG-FGA	PCT	3FG-3FGA	PCT	FT-FTA	PCT	OFF	DEF	TOT	AVG								
Southern U.	11/06/2023		09:45	1-1	1.000	0-0	.000	0-0	.000	0	1	1	1.0	0	1	0	2	0	2	2.0	
Omaha	11/09/2023		15:19	3-5	.600	0-0	.000	1-1	1.000	4	2	6	3.5	1	0	0	1	0	7	4.5	
UTRGV	11/14/2023		12:42	3-4	.750	0-0	.000	0-0	.000	1	8	9	5.3	4	1	1	1	0	6	5.0	
Mississippi Val.	11/17/2023		10:22	0-1	.000	0-0	.000	0-2	.000	0	1	1	4.3	1	1	0	0	0	0	3.8	
Alcorn	11/21/2023		11:42	3-4	.750	0-0	.000	4-5	.800	4	1	5	4.4	1	0	0	0	0	10	5.0	
Houston Christian	11/27/2023		09:19	1-1	1.000	0-0	.000	2-2	1.000	0	1	1	3.8	2	1	0	2	0	4	4.8	
at Georgetown	12/02/2023		17:31	1-4	.250	0-0	.000	0-2	.000	3	3	6	4.1	2	1	0	1	2	2	4.4	
vs Clemson	12/09/2023		12:05	0-1	.000	0-0	.000	2-2	1.000	0	5	5	4.3	1	0	1	0	0	2	4.1	
vs Arizona St.	12/16/2023		11:12	3-4	.750	0-0	.000	0-1	.000	1	0	1	3.9	1	0	1	1	1	6	4.3	
vs Old Dominion	12/21/2023		11:25	4-4	1.000	0-0	.000	2-3	.667	2	2	4	3.9	1	1	0	0	1	10	4.9	
vs Nevada	12/22/2023		05:25	1-1	1.000	0-0	.000	0-0	.000	1	0	1	3.6	1	0	0	0	0	2	4.6	
Tex. A&M-Commerce	01/01/2024		18:36	1-3	.333	0-0	.000	2-2	1.000	6	4	10	4.2	1	1	2	0	0	4	4.6	
at Kansas	01/06/2024		05:41	1-2	.500	0-0	.000	0-0	.000	0	2	2	4.0	0	0	0	0	0	2	4.4	
Oklahoma	01/10/2024		04:51	1-1	1.000	0-0	.000	0-0	.000	1	0	1	3.8	2	1	1	0	0	2	4.2	
Houston	01/13/2024		03:32	0-1	.000	0-0	.000	0-0	.000	0	0	0	3.5	0	0	1	0	0	0	3.9	
at Cincinnati	01/16/2024		08:45	0-1	.000	0-0	.000	0-0	.000	1	3	4	3.6	1	0	0	0	0	0	3.7	
Iowa St.	01/20/2024		08:48	0-2	.000	0-0	.000	0-0	.000	2	0	2	3.5	0	0	0	0	0	0	3.5	
at Oklahoma St.	01/23/2024		02:27	0-0	.000	0-0	.000	0-0	.000	0	0	0	3.3	1	0	0	0	0	0	3.3	
at Baylor	01/27/2024		05:09	0-0	.000	0-0	.000	0-0	.000	0	0	0	3.1	2	0	0	0	0	0	3.1	
Texas Tech	01/30/2024		03:00	0-0	.000	0-0	.000	0-0	.000	1	0	1	3.0	0	0	0	0	0	0	3.0	
Texas	02/03/2024		01:16	0-0	.000	0-0	.000	0-0	.000	0	0	0	2.9	0	0	0	0	0	0	2.8	
at Iowa St.	02/10/2024		01:54	0-1	.000	0-0	.000	0-0	.000	1	0	1	2.8	1	0	1	0	0	0	2.7	
at Kansas St.	02/17/2024		09:50	0-0	.000	0-0	.000	4-6	.667	3	1	4	2.8	2	0	0	0	1	4	2.7	
at Texas Tech	02/20/2024		18:19	5-6	.833	0-0	.000	0-2	.000	4	4	8	3.0	2	1	0	1	0	10	3.0	
Cincinnati	02/24/2024		17:45	2-4	.500	0-0	.000	3-3	1.000	3	3	6	3.2	1	1	0	2	1	7	3.2	
Totals			0	236:40	30-51	.588	0-0	.000	20-31	.645	38	41	79	3.2	28	10	8	11	6	80	3.2

Player Averages

Games Played	Minutes/game	Points/game	FG Pct	3FG Pct	FT Pct	Rebounds/game	Assists/game	Turnovers/game	Assist/Turnover ratio	Steals/game	Blocks/game
25	9.5	3.2	58.8	0.0	64.5	3.2	0.4	0.3	1.3	0.2	0.4

MISCELLANEOUS STATS

Year	Season	Career	TCU W/L
20+ Points:	-	14	0-0
10+ Points:	3	64	2-1
10+ Rebs:	1	43	1-0
Double-Doubles:	-	30	0-0
5+ Assists:	-	-	0-0
Led Team In Points:	-	16	0-0
Led Team In Rebounds:	2	54	2-0
Led Team In Assists:	-	2	0-0

GM 1 | TCU 108 - SOUTHERN 75



Official Basketball Box Score - Final
Southern U. at TCU
 11/06/23 Ed and Rae Schollmaier Arena, Fort Worth
 2023-24 Men's Basketball

Game Time: 8:00 PM
 Game Duration: 1:57
 Attendance: 5,729

Officials: Antonio Petty, Darron George, Barry Mathis

Southern U. - 75		Record: 0-1												
NO.	Name	Min	FG	3P	FT	Rebounds	Fouls	TP	AS	TO	ST	Blocks	+/-	
			M/A	M/A	M/A	OR DR TOT	PF					BS BA		
1	Jarom Wilkens	F 26:43	3-3	1-1	3-6	2 1 3	2 3	10	1	2	1	0	0	-22
21	Festus Ndumanya	F 16:28	0-5	0-0	0-0	1 1 2	1 1	10	1	0	0	0	1	-20
2	Antione Jacks	G 16:43	1-4	0-2	0-0	0 0 0	1 0	2	2	0	0	0	2	-10
3	Tai'Ron Joseph	G 18:30	6-9	2-5	1-2	0 4 4	1 2	15	0	4	0	0	0	-16
22	Tajane Djourmassi	G 23:50	3-7	0-0	1-1	1 2 3	6 5	4	2	1	1	0	1	-25
0	Brentlay Noel	G 12:23	2-3	0-0	1-2	3 0 3	3 3	5	1	1	0	1	1	-1
24	Jordan Mitchell	23:49	2-7	1-3	0-0	2 3 5	2 0	5	3	0	0	0	0	-24
4	Derrick Tezeno	16:37	0-5	0-0	0-0	0 0 0	2 0	0	0	0	1	1	3	-15
10	Brandon Davis	22:50	7-14	6-11	0-0	0 3 3	2 1	20	0	1	1	0	1	-19
35	Delang Muon	08:20	3-3	0-0	1-1	2 0 2	0 1	6	1	0	1	0	0	-6
11	Jordan Johnson	01:11	0-0	0-0	0-0	0 0 0	1 0	0	0	1	0	0	0	-6
13	Dre'Shawn Allen	11:58	2-5	0-2	2-2	0 1 1	2 1	6	0	0	1	0	0	-2
23	Avontez Ledet	00:38	0-0	0-0	0-0	1 1 1	0 0	0	0	0	0	0	0	-1
Team						5 0 5	0	0	0	0	0	0	0	
Totals			29-65	10-24	7-13	13 15 28	18 15	75	14	16	7	3	9	-33

Shooting By Period	
1st FG%	14-32 43.8%
3PT%	6-13 46.2%
FT%	1-2 50%
2nd FG%	15-33 45.5%
3PT%	4-11 36.4%
FT%	6-11 54.5%
GM FG%	29-65 44.3%
3PT%	10-24 41.7%
FT%	7-13 53.8%

Dead Ball Rebounds: 3, 0

Technical Fouls: NONE

TCU - 108		Record: 1-0												
NO.	Name	Min	FG	3P	FT	Rebounds	Fouls	TP	AS	TO	ST	Blocks	+/-	
			M/A	M/A	M/A	OR DR TOT	PF					BS BA		
2	Emanuel Miller	F 24:36	4-9	0-1	1-1	2 7 9	2 3	9	4	1	1	1	1	24
21	JaKobe Coles	F 22:05	5-9	2-4	5-5	3 4 7	1 3	17	3	0	2	0	0	38
8	Ernest Udeh Jr.	C 12:19	0-2	0-0	0-0	1 1 2	1 0	0	0	2	0	0	0	-23
0	Micha Peavy	G 21:06	10-13	0-2	1-3	0 4 4	0 2	21	4	1	1	1	0	23
4	Jameer Nelson Jr.	G 25:53	6-8	2-2	0-0	1 2 3	2 3	14	6	1	5	2	1	34
11	Trevian Tennyson	18:49	5-7	3-5	0-1	1 1 2	1 1	13	2	1	0	0	0	14
5	Chuck O'Bannon	14:27	3-5	1-2	2-3	1 0 1	5 3	9	2	1	0	0	0	-2
12	Xavier Cork	15:36	4-5	0-0	0-0	3 3 6	1 0	8	2	1	0	0	0	15
3	Avery Anderson III	26:23	5-8	2-4	3-4	0 1 1	3 3	15	5	4	1	0	1	11
44	Essam Mostafa	09:45	1-1	0-0	0-0	1 1 1	0 0	2	1	0	0	0	0	-1
22	Tyler Lundblade	06:23	0-2	0-0	0-0	1 1 1	0 0	0	0	2	0	0	0	-4
30	Darius Ford	00:53	0-1	0-1	0-0	0 0 0	0 0	0	0	0	0	0	0	0
33	Trey Stuart	00:53	0-0	0-0	0-0	0 0 0	0 0	0	0	0	0	0	0	0
35	Cole Despie	00:53	0-0	0-0	0-0	0 0 0	1 0	0	0	0	0	0	0	-1
Team						3 1 4	0	0	0	0	0	0	0	
Totals			43-70	10-23	12-17	15 26 41	15 18	108	28	13	10	9	3	33

Shooting By Period	
1st FG%	22-36 61.1%
3PT%	5-11 45.5%
FT%	5-9 55.6%
2nd FG%	21-34 61.8%
3PT%	5-12 41.7%
FT%	7-8 87.5%
GM FG%	43-70 61.4%
3PT%	10-23 43.5%
FT%	12-17 70.6%

Dead Ball Rebounds: 2, 0

Technical Fouls: NONE

SOU		TCU		Points from SOU		TCU		Period by Period Scoring		
Biggest lead	6 (1st 13:34)	39 (2nd 7:13)	Turnovers	10	22	1st	2nd	TOT		
Best Scoring Run	10 (2nd 3:37)	11 (1st 0:46)	Paint	28	58	SOU	35	40	75	
Lead Changes	6		Second Chance	11	19	TCU	54	54	108	
Times Tied	1		Fast Breaks	8	24					
Time with Lead	03:29	33:57	Bench	42	47					

GM 2 | TCU 82 - OMAHA 60



Official Basketball Box Score - Final
Omaha at TCU
 11/09/23 Ed and Rae Schollmaier Arena, Fort Worth
 2023-24 Men's Basketball

Game Time: 7:00 PM
 Game Duration: 1:57
 Attendance: 5,885

Officials: Gary Maxwell, Chris Passi, Randy Richardson

Omaha - 60		Record: 1-1												
NO.	Name	Min	FG	3P	FT	Rebounds	Fouls	TP	AS	TO	ST	Blocks	+/-	
			M/A	M/A	M/A	OR DR TOT	PF					BS BA		
10	Marquel Sutton	F 19:56	2-6	0-1	0-3	0 2 2	0 2	4	0	3	0	0	0	-12
21	Nick Davis	F 28:39	4-10	0-0	3-7	1 1 2	0 5	11	3	3	0	2	1	-24
23	Frankie Fidler	F 33:26	7-15	3-6	3-5	1 6 7	1 7	20	2	0	0	0	0	-27
2	Jaden Marshall	G 27:31	3-8	1-4	3-5	1 1 2	0 3	10	1	0	1	0	1	-20
15	Biko Johnson	G 22:07	0-1	0-0	1-2	0 3 3	2 4	1	1	6	1	0	1	-14
1	JJ White	G 14:49	2-4	0-0	0-0	0 0 0	2 0	0	4	5	0	2	0	-5
3	Grant Stubbsfield	10:37	0-1	0-0	0-1	1 1 0	0 0	0	0	2	2	0	0	-5
24	Jamal Ambrose	11:21	0-2	0-0	0-0	0 0 0	4 0	0	0	0	0	0	0	-2
14	Marcel Bryant	08:52	1-3	0-0	0-0	0 1 1	0 1	2	1	2	0	0	0	-2
0	Luke Jungers	11:12	1-4	1-4	0-0	0 1 1	0 0	3	1	0	0	0	0	-8
3	Tony Osburn	07:25	2-2	1-1	0-0	0 0 0	0 0	5	0	0	1	0	0	3
5	Ja'Sean Glover	04:05	0-0	0-0	0-0	0 0 0	1 0	0	0	0	0	0	0	2
Team						2 4 6	0	0	0	0	0	0	0	
Totals			22-56	6-18	10-22	5 20 25	10 22	60	14	16	7	2	3	-22

Shooting By Period	
1st FG%	12-26 46.2%
3PT%	4-9 44.4%
FT%	5-11 45.5%
2nd FG%	10-30 33.3%
3PT%	2-9 22.2%
FT%	5-11 45.5%
GM FG%	22-56 39.3%
3PT%	6-18 33.3%
FT%	10-22 45.5%

Dead Ball Rebounds: 4, 1

Technical Fouls: NONE

TCU - 82		Record: 2-0												
NO.	Name	Min	FG	3P	FT	Rebounds	Fouls	TP	AS	TO	ST	Blocks	+/-	
			M/A	M/A	M/A	OR DR TOT	PF					BS BA		
2	Emanuel Miller	F 26:23	8-15	0-2	1-2	5 2 7	1 3	17	2	2	3	0	0	19
21	JaKobe Coles	F 20:37	7-8	2-2	5-5	1 5 6	3 4	21	2	1	0	0	0	14
8	Ernest Udeh Jr.	C 13:09	1-2	0-0	0-0	4 7 11	3 0	2	2	0	0	0	1	3
0	Micha Peavy	G 26:46	5-8	0-2	0-0	0 4 4	2 0	10	3	4	1	0	0	14
4	Jameer Nelson Jr.	G 25:30	4-10	0-2	2-2	2 2 2	3 1	10	2	3	4	1	0	7
12	Xavier Cork	11:32	2-3	0-0	0-0	1 4 5	2 0	4	2	2	0	1	0	11
11	Trevian Tennyson	21:03	1-5	1-2	0-0	0 2 2	1 0	3	0	1	0	0	0	15
5	Chuck O'Bannon	20:28	2-6	0-3	0-0	0 4 4	3 0	4	1	1	0	0	0	7
3	Avery Anderson III	17:17	2-9	0-2	0-0	1 1 3	0 0	4	5	1	2	0	1	12
44	Essam Mostafa	15:19	3-5	0-0	1-1	4 2 6	1 2	7	0	0	0	1	0	8
22	Tyler Lundblade	01:56	0-0	0-0	0-0	0 0 0	0 0	0	0	0	0	0	0	0
Team						0 4 4	0	0	0	0	0	0	0	
Totals			35-71	3-15	9-10	15 37 52	22 10	82	19	16	9	3	2	22

Shooting By Period	
1st FG%	17-31 54.8%
3PT%	2-8 25.0%
FT%	7-8 87.5%
2nd FG%	18-40 45.0%
3PT%	1-7 14.3%
FT%	2-2 100%
GM FG%	35-71 49.3%
3PT%	3-15 20.0%
FT%	9-10 90.0%

Dead Ball Rebounds: 1, 0

Technical Fouls: NONE

UNO		TCU		Points from UNO		TCU		Period by Period Scoring		
Biggest lead	4 (1st 18:47)	27 (2nd 6:06)	Turnovers	12	20	1st	2nd	TOT		
Best Scoring Run	5 (2nd 10:22)	14 (2nd 15:02)	Paint	18	50	UNO	33	27	60	
Lead Changes	1		Second Chance	3	23	TCU	43	39	82	
Times Tied	1		Fast Breaks	17	18					
Time with Lead	01:38	37:38	Bench	14	22					

GM 3 | TCU 88 - UTRGV 55



GM 5 | TCU 93 - ALCORN 74



Official Basketball Box Score - Final
Alcorn at TCU
 11/21/23 Ed and Rae Schollmaier Arena, Fort Worth
 2023-24 Men's Basketball

Game Time: 7:00 PM
 Game Duration: 2:12
 Attendance: 5,328

Officials: Ray Nail, Rick Crawford, John Jenkins Jr.

Alcorn - 74		Record: 1-5															
NO.	Name	Min	FG	3P	FT	Rebounds	Fouls	TP	AS	TO	ST	Blocks	+/				
			M/A	M/A	M/A	OR DR TOT	PF	FF	FD			BS	BA				
12	Dekedran Thorn	F 31:25	4-11	1-7	2-2	0	6	6	2	2	11	4	3	2	0	1	-20
15	Djahi Binet	F 11:33	1-3	0-0	0-0	1	3	4	2	1	2	0	0	0	0	0	-16
7	Alex Tsynkevich	C 15:16	0-2	0-0	0-0	1	1	2	3	0	0	0	1	0	1	-17	
2	Byron Joshua	G 25:31	9-16	2-4	0-2	1	1	2	3	3	20	4	6	2	0	3	-18
10	Jeremiah Gambrell	G 30:28	3-9	2-5	2-2	0	1	1	3	1	10	0	1	2	0	0	-23
14	Cameron Butler	G 11:26	0-1	0-0	0-0	0	2	2	2	0	0	0	0	0	0	0	5
9	Jalyke Gaines-Wyatt	27:20	0-1	0-0	4-6	0	3	3	8	4	4	2	0	0	0	0	-6
20	Trevon Stoutermire	06:42	2-2	0-0	0-0	1	1	2	1	0	4	0	0	0	0	0	0
3	Jalen Hawkins	06:53	0-3	0-1	1-3	1	1	2	0	1	1	0	0	0	0	0	0
11	Roderique Massenat	12:28	1-2	1-1	2-2	2	3	5	0	2	5	2	1	0	0	0	0
13	Jeremiah Kendall	07:10	0-0	0-0	3-6	3	2	5	3	5	3	1	2	1	0	0	-1
Team						3	0	3				0	1				
Totals			27-63	6-19	14-23	13	24	37	25	21	74	14	18	7	1	5	-19

Shooting By Period	
1st FG%	10-31 32.3%
3PT%	3-12 25.0%
FT%	10-13 76.9%
2nd FG%	17-32 53.1%
3PT%	3-7 42.9%
FT%	4-10 40%
GM FG%	27-63 42.9%
3PT%	6-19 31.6%
FT%	14-23 60.9%

Dead Ball Rebounds: 3, 1

TCU - 93		Record: 5-0															
NO.	Name	Min	FG	3P	FT	Rebounds	Fouls	TP	AS	TO	ST	Blocks	+/				
			M/A	M/A	M/A	OR DR TOT	PF	FF	FD			BS	BA				
2	Emanuel Miller	F 27:15	5-9	0-2	3-3	0	6	6	1	3	13	3	0	1	0	0	26
21	Jakobe Coles	F 24:05	7-11	4-5	2-4	1	3	4	2	1	20	2	0	3	1	0	23
8	Ernest Udeh Jr.	C 13:08	1-1	0-0	2-4	0	2	2	4	3	4	0	1	1	1	0	4
0	Micha Peavy	G 25:30	3-7	2-6	3-4	1	3	4	3	3	11	3	2	2	0	0	18
4	Jameer Nelson Jr.	G 17:18	1-5	0-4	0-4	0	2	2	3	3	6	1	3	1	0	0	12
3	Avery Anderson III	23:14	1-6	0-3	5-5	0	4	4	1	3	7	5	2	1	0	1	10
5	Chuck O'Bannon	16:44	0-2	0-2	4-4	1	2	3	2	2	4	1	0	1	1	0	2
12	Xavier Cork	14:55	4-4	0-0	1-2	1	0	1	2	1	9	0	1	0	1	0	-2
11	Trevian Tenyson	19:33	2-6	1-4	2-2	0	3	3	2	1	7	3	3	0	1	0	1
44	Essam Mostafa	11:42	3-4	0-0	4-5	4	1	5	1	3	10	0	0	0	0	0	2
22	Tyler Lundblade	01:39	0-0	0-0	0-0	0	0	0	0	0	0	0	0	0	0	0	-4
30	Darius Ford	01:39	0-1	0-1	0-0	0	1	1	0	0	0	1	1	1	0	0	-4
33	Trey Stuart	01:39	0-0	0-0	0-0	0	0	0	0	0	0	0	0	0	0	0	-4
35	Cole Despie	01:39	0-1	0-0	2-2	0	0	0	0	1	2	1	0	0	0	0	-4
Team						0	2	2				0	2				
Totals			27-57	7-27	32-39	8	29	37	21	24	93	15	11	5	1	19	

Technical Fouls: NONE

ASU		TCU	
Biggest lead	0 (1st 20:00)	26 (2nd 0:44)	
Best Scoring Run	7 (2nd 0:01)	10 (2nd 15:47)	
Lead Changes	0		
Times Tied	1		
Time with Lead	00:00	39:32	

Points from Turnovers		ASU		TCU	
Turnovers	18	15			
Paint	36	36			
Second Chance	14	11			
Fast Breaks	13	37			
Bench	31	39			

Period by Period Scoring			
	1st	2nd	TOT
ASU	33	41	74
TCU	41	52	93

GM 6 | TCU 101 - HOUSTON CHRISTIAN 64



Official Basketball Box Score - Final
Houston Christian at TCU
 11/27/23 Ed and Rae Schollmaier Arena, Fort Worth
 2023-24 Men's Basketball

Game Time: 7:00 PM
 Game Duration: 1:54
 Attendance: 5,505

Officials: Doug Simmons, Ron Groover, Chris Pacsi

Houston Christian - 64		Record: 0-5															
NO.	Name	Min	FG	3P	FT	Rebounds	Fouls	TP	AS	TO	ST	Blocks	+/				
			M/A	M/A	M/A	OR DR TOT	PF	FF	FD			BS	BA				
4	Bonke Maring	F 35:03	4-10	0-0	0-0	2	9	11	5	2	8	3	3	3	0	2	-22
11	Tristan Moore	F 27:40	1-8	1-6	2-3	0	4	4	2	2	5	3	1	0	0	1	-30
20	Chigozie Achara	C 24:44	5-9	0-1	0-0	2	3	5	2	2	10	0	4	0	1	2	-30
3	Jay Alvarez	G 28:41	10-20	1-3	0-0	1	2	3	1	0	21	2	4	2	0	1	-31
10	Marcus Greene	G 22:41	2-5	1-1	0-0	0	1	3	4	2	0	1	0	0	2	-8	
33	Michael Imariagbe	21:56	4-5	0-0	1-1	1	2	3	0	1	9	1	2	0	1	0	-20
2	Pierce Bazil	25:01	0-5	0-2	3-4	0	1	1	0	2	3	1	3	0	0	1	-30
7	Dominic Capriotti	06:22	1-2	1-1	0-0	0	0	0	0	1	3	0	2	0	0	0	-13
5	Porter Bazil	07:52	0-0	0-0	0-0	1	1	2	1	0	0	0	0	0	0	0	-1
Team						2	1	3				0	2				
Totals			27-64	4-14	6-8	10	26	36	13	10	64	17	24	6	2	9	-37

Shooting By Period	
1st FG%	11-28 39.3%
3PT%	3-9 33.3%
FT%	4-5 80%
2nd FG%	16-36 44.4%
3PT%	1-5 20.0%
FT%	2-3 66.7%
GM FG%	27-64 42.2%
3PT%	4-14 28.6%
FT%	6-8 75.0%

Dead Ball Rebounds: 1, 0

TCU - 101		Record: 6-0															
NO.	Name	Min	FG	3P	FT	Rebounds	Fouls	TP	AS	TO	ST	Blocks	+/				
			M/A	M/A	M/A	OR DR TOT	PF	FF	FD			BS	BA				
2	Emanuel Miller	F 26:41	7-13	1-3	4-4	0	3	3	1	3	13	3	1	3	2	1	27
21	Jakobe Coles	F 25:18	5-10	0-2	2-4	0	6	6	2	2	12	2	2	1	1	0	9
8	Ernest Udeh Jr.	C 16:32	1-1	0-0	3-4	0	2	2	0	2	5	0	0	2	1	0	4
0	Micha Peavy	G 28:10	7-13	1-3	0-0	1	4	5	2	0	15	4	1	2	1	0	25
4	Jameer Nelson Jr.	G 22:06	5-9	1-3	4-4	1	4	5	1	3	15	10	1	3	1	1	22
3	Avery Anderson III	23:35	4-8	0-1	1-2	0	2	2	1	1	9	5	4	0	0	0	28
12	Xavier Cork	14:09	2-2	0-0	0-0	2	2	2	0	0	4	1	0	2	1	0	24
11	Trevian Tenyson	16:53	4-5	0-1	0-0	2	2	2	0	0	8	0	1	0	0	0	22
44	Essam Mostafa	09:19	1-1	0-0	2-2	0	1	1	2	1	4	1	0	0	0	0	9
22	Tyler Lundblade	12:14	1-2	1-2	2-2	0	1	1	1	1	5	0	0	0	0	0	4
30	Darius Ford	03:37	2-3	1-2	0-0	0	1	1	0	0	5	0	0	0	0	0	5
33	Trey Stuart	00:43	0-0	0-0	0-0	0	0	0	0	0	0	0	0	0	0	0	3
35	Cole Despie	00:43	0-0	0-0	0-0	0	0	0	0	0	0	0	0	0	0	0	3
Team						1	0	1				0	0				
Totals			39-67	5-17	18-22	3	28	31	10	13	101	26	6	17	9	2	37

Technical Fouls: NONE

HCU		TCU	
Biggest lead	8 (1st 13:42)	37 (2nd 6:40)	
Best Scoring Run	7 (1st 14:50)	12 (1st 2:11)	
Lead Changes	1		
Times Tied	5		
Time with Lead	07:12	29:12	

Points from Turnovers		HCU		TCU	
Turnovers	6	34			
Paint	44	60			
Second Chance	10	2			
Fast Breaks	8	36			
Bench	15	35			

Period by Period Scoring			
	1st	2nd	TOT
HCU	29	35	64
TCU	51	50	101

GM 7 | TCU 84 - GEORGETOWN 83



Official Basketball Box Score - Final
TCU at Georgetown
 12/02/23 Capital One Arena, Washington
 2023-24 Men's Basketball

Game Time: 5:30 PM
 Game Duration: 2:07
 Attendance: 7,910

GM 9 | TCU 79 - ARIZONA STATE 59



Official Basketball Box Score - Final
Arizona St. at TCU
 12/16/23 Dickies Arena, Fort Worth
 2023-24 Men's Basketball

Game Time: 9:00 PM
 Game Duration: 1:58
 Attendance: 4,890

Officials: Gary Maxwell, Ray Nail, Gregory Nixon

Arizona St. - 59		Record: 6-4												
NO. Name	Min	FG	3P	FT	Rebounds	Fouls	TP	AS	TO	ST	Blocks	+/-		
		M-A	M-A	M-A	OR DR TOT	PF FD					BS BA			
8 Alonzo Gaffney	F 17:59	0-1	0-1	0-0	0 3 3	5 0	0	2	1	0	1	0	0	-6
1 Frankie Collins	G 23:19	2-7	0-1	1-2	1 2 3	2 2	5	2	6	0	0	1	1	-12
5 Jamiya Neal	G 24:50	2-6	0-3	0-0	0 6 6	1 0	4	0	1	2	1	0	0	-14
12 Jose Perez	G 31:12	3-9	1-2	4-6	0 4 4	1 4	11	3	5	0	1	1	1	-27
44 Adam Miller	G 30:47	5-9	3-7	7-7	0 2 2	5 20	3	2	0	0	0	0	0	-26
0 Kamari Lands	G 25:10	2-9	0-2	2-3	2 4 6	0 3	6	1	2	1	2	1	1	-7
24 Bryant Selebangue	17:54	4-6	0-0	1-3	1 2 3	0 2	8	0	0	1	0	1	1	-15
3 Brycen Long	11:26	1-2	1-2	0-0	0 1 1	2 0	3	0	0	0	1	0	0	7
2 Braelon Green	07:14	0-2	0-1	0-0	0 0 0	1 0	0	0	1	1	0	0	0	-1
23 Akil Watson	09:09	1-2	0-1	0-0	0 1 1	0 2	2	0	1	0	0	0	0	4
7 Malachi Davis	00:00	0-0	0-0	0-0	0 0 0	0 0	0	0	0	0	0	0	0	-3
Team					3 1 4		0	0	0	0				
Totals		20-52	5-20	14-21	7 26 33	15 18	59	11	19	7	6	4	20	

Shooting By Period	
1st FG%	9-26 34.6%
3PT%	3-11 27.3%
FT%	9-13 69.2%
2nd FG%	11-26 42.3%
3PT%	2-9 22.2%
FT%	5-9 62.5%
GM FG%	20-52 38.5%
3PT%	5-20 25.0%
FT%	14-21 66.7%

Dead Ball Rebounds: 4, 0

Technical Fouls: Gaffney 2nd 13:25 Coach 2nd 13:25

TCU - 79		Record: 8-1												
NO. Name	Min	FG	3P	FT	Rebounds	Fouls	TP	AS	TO	ST	Blocks	+/-		
		M-A	M-A	M-A	OR DR TOT	PF FD					BS BA			
2 Emanuel Miller	F 27:47	6-14	0-2	6-6	3 3 6	2 1	18	2	1	3	0	2	2	-1
21 JakKobe Coles	F 22:26	1-7	0-3	0-0	0 3 3	3 0	2	2	1	0	0	0	0	-3
8 Ernest Udeh Jr.	C 18:20	4-6	0-0	0-0	3 2 5	2 1	8	0	2	2	0	0	0	19
0 Micah Peavy	G 29:16	6-10	1-3	0-1	1 11 12	2 2	13	10	1	2	0	1	1	-28
4 Jameer Nelson Jr.	G 18:56	4-7	3-4	0-0	0 2 2	2 1	11	1	2	2	0	0	0	9
12 Xavier Cork	08:06	0-1	0-0	2-2	0 0 0	2 1	2	0	0	0	0	0	0	-5
3 Avery Anderson III	21:04	2-9	0-3	2-2	1 1 2	2 2	6	7	2	1	0	1	1	11
5 Chuck O'Bannon	21:27	2-6	0-0	1-3	3 4 7	3 2	5	0	0	1	2	1	2	-2
11 Trevian Tennyson	21:26	3-4	2-3	0-0	0 2 2	2 2	8	2	1	1	1	0	1	22
44 Essam Mostafa	11:12	3-4	0-0	1-1	1 0 1	1 1	6	0	1	1	1	1	1	-4
Team					1 0 1		0	1						
Totals		31-68	6-18	11-15	13 28 41	19 13	79	24	13	13	4	6	20	

Shooting By Period	
1st FG%	12-34 35.3%
3PT%	1-9 11.1%
FT%	1-3 33.3%
2nd FG%	19-34 55.9%
3PT%	5-9 55.6%
FT%	10-12 83.3%
GM FG%	31-68 45.6%
3PT%	6-18 33.3%
FT%	11-15 73.3%

Dead Ball Rebounds: 2, 0

Technical Fouls: Peavy 2nd 8:25

ASU		TCU		Points from Turnovers		ASU		TCU		Period by Period Scoring		
Biggest lead	14 (1st 10:01)	22 (2nd 7:14)	Turnovers	11	26	1st	2nd	TOT	ASU	30	29	59
Best Scoring Run	9 (1st 16:21)	16 (2nd 11:21)	Paint	30	44	TCU	26	53	79			
Lead Changes	4		Second Chance	3	13							
Times Tied	1		Fast Breaks	9	21							
Time with Lead	20:00	19:45	Bench	19	27							

GM 10 | TCU 111 - OLD DOMINION 87



Official Basketball Box Score - Final
TCU at Old Dominion
 12/21/23 Simplifl Arena at Stan Sheriff Center, Honolulu
 2023-24 Men's Basketball

Game Time: 12:00 PM
 Game Duration: 2:09
 Attendance: 4,927

Officials: Larry Spaulding, Bari Lennox, Will Howard

TCU - 111		Record: 9-1												
NO. Name	Min	FG	3P	FT	Rebounds	Fouls	TP	AS	TO	ST	Blocks	+/-		
		M-A	M-A	M-A	OR DR TOT	PF FD					BS BA			
2 Emanuel Miller	F 25:12	7-9	1-2	6-7	3 4 7	1 5	21	3	1	1	0	0	0	14
21 JakKobe Coles	F 24:58	4-10	0-3	1-1	3 7 10	3 1	9	2	4	1	1	0	0	17
8 Ernest Udeh Jr.	C 16:21	2-2	0-0	2-4	1 3 4	1 3	6	2	0	1	0	0	0	14
0 Micah Peavy	G 28:27	2-6	1-3	2-2	2 2 4	4 1	7	2	2	1	0	0	0	37
4 Jameer Nelson Jr.	G 25:32	3-10	1-4	9-11	0 2 2	2 5	16	6	1	3	1	3	2	22
12 Xavier Cork	11:34	1-2	0-0	3-4	2 2 4	1 2	5	2	1	0	0	0	0	-5
3 Avery Anderson III	09:46	4-5	0-0	1-1	0 0 0	5 1	9	1	2	4	0	0	0	3
5 Chuck O'Bannon	18:59	8-10	6-7	3-3	1 2 3	1 2	25	1	0	0	1	0	0	9
11 Trevian Tennyson	22:15	1-7	0-4	1-2	0 2 2	3 2	3	1	2	0	0	0	0	6
44 Essam Mostafa	11:25	4-4	0-0	2-3	2 2 4	1 3	10	1	0	1	0	0	0	15
30 Darius Ford	02:47	0-1	0-0	0-0	0 0 0	1 0	0	0	1	0	0	0	0	-2
33 Trey Stuart	01:22	0-0	0-0	0-0	0 0 0	0 0	0	0	0	0	0	0	0	-5
35 Cole Despie	01:22	0-0	0-0	0-0	0 0 0	1 0	0	0	0	0	0	0	0	-5
Team					2 2 4		0	0	1					
Totals		36-66	9-23	30-38	16 28 44	24 25	111	21	15	12	2	3	24	

Shooting By Period	
1st FG%	14-35 40.0%
3PT%	3-13 23.1%
FT%	16-20 80%
2nd FG%	22-31 71.0%
3PT%	6-10 60.0%
FT%	14-18 77.8%
GM FG%	36-66 54.5%
3PT%	9-23 39.1%
FT%	30-38 78.9%

Dead Ball Rebounds: 6, 0

Technical Fouls: NONE

Old Dominion - 87		Record: 3-7												
NO. Name	Min	FG	3P	FT	Rebounds	Fouls	TP	AS	TO	ST	Blocks	+/-		
		M-A	M-A	M-A	OR DR TOT	PF FD					BS BA			
11 Dani Pounds	F 13:21	0-1	0-0	2-2	2 2 4	4 2	2	0	1	1	1	0	0	-12
15 R.J. Blakney	F 18:05	3-5	0-1	4-4	3 0 3	3 2	10	1	0	0	0	0	0	-7
0 Vasean Allette	G 32:05	8-13	4-5	5-8	1 4 5	4 9	25	3	5	4	0	0	0	-8
2 Chance Jenkins	G 25:20	2-9	0-3	2-4	0 1 1	4 3	6	1	5	1	1	1	1	-17
10 Tyrone Williams	G 33:20	6-11	1-3	2-5	1 2 3	3 1	15	0	3	0	0	0	0	-22
1 Jason Wade	17:40	1-1	0-0	4-4	1 3 4	3 2	6	1	1	1	1	0	0	-13
5 Bryce Baker	16:08	2-6	2-6	0-0	0 0 0	1 1	6	0	0	1	0	0	0	-20
13 Devin Ceaser	12:48	5-10	0-2	0-0	0 0 0	1 0	10	1	0	2	0	1	0	-12
3 Imo Essian	16:40	2-5	1-3	2-2	0 0 0	2 1	7	1	3	0	0	0	0	-14
21 Leeroy Odiah	08:59	0-0	0-0	0-0	0 1 1	2 0	0	0	0	0	0	0	0	1
30 Cooper Jones	02:47	0-1	0-1	0-0	0 0 0	0 0	0	0	0	0	0	0	0	2
35 Jaylen Jenkins	02:47	0-0	0-0	0-0	0 0 0	0 0	1	0	0	0	0	0	0	2
Team					1 0 1		0	0	0					
Totals		29-62	8-24	21-29	9 13 22	25 24	87	8	16	13	3	2	-24	

Shooting By Period	
1st FG%	16-31 51.6%
3PT%	6-11 54.5%
FT%	3-7 42.9%
2nd FG%	13-31 41.9%
3PT%	2-13 15.4%
FT%	18-22 81.8%
GM FG%	29-62 46.8%
3PT%	8-24 33.3%
FT%	21-29 72.4%

Dead Ball Rebounds: 4, 3

Technical Fouls: NONE

TCU		ODU		Points from Turnovers		TCU		ODU		Period by Period Scoring		
Biggest lead	29 (2nd 7:57)	0 (1st 20:00)	Turnovers	21	18	1st	2nd	TOT	TCU	47	64	111
Best Scoring Run	10 (1st 10:16)	8 (2nd 5:27)	Paint	50	38	TCU	47	64	111			
Lead Changes	0		Second Chance	23	15							
Times Tied	1		Fast Breaks	23	26							
Time with Lead	39:00	00:00	Bench	52	29	ODU	41	46	87			

GM 11 | NEVADA 88 - TCU 75



Official Basketball Box Score - Final
Nevada at TCU
 12/22/23 Simplifl Arena at Stan Sheriff Center, Honolulu
 2023-24 Men's Basketball

Game Time: 12:00 PM
 Game Duration: 2:11
 Attendance: 5,077

Officials: Tony Padilla, Tommy Nunez, Donn Berdahl

Nevada - 88		Record: 11-1												
NO. Name	Min	FG	3P	FT	Rebounds	Fouls	TP	AS	TO	ST	Blocks	+/-		
		M-A	M-A	M-A	OR DR TOT									

GM 13 | TCU 77 - TEXAS A&M-COMMERCE 42



Official Basketball Box Score - Final
Tex. A&M-Commerce at TCU
 01/01/24 Ed and Rae Schollmaier Arena, Fort Worth
 2023-24 Men's Basketball

Game Time: 3:00 PM
 Game Duration: 1:49
 Attendance: 6,194

Officials: Doug Simons, Ron Groover, Steve Divine

Tex. A&M-Commerce - 42		Record: 6-7										Shooting By Period			
NO.	Name	Min	FG	3P	FT	Rebounds	Fouls	TP	AS	TO	ST	Blocks	BS	BA	±
			M/A	M/A	M/A	OR DR TOT	PF	FD				BS	BA		
23	KC Ugwuakazi	F 15:50	1-6	0-2	1-2	2 1 3	1	2	3	0	2	0	1	1	-15
24	Jerome Brewer, Jr.	F 25:51	1-7	0-3	0-0	2 2 2	3	0	2	0	2	0	0	0	-26
2	Kalen Williams	G 23:49	3-8	0-1	0-0	3 1 4	3	0	6	4	2	1	0	2	-18
3	Tommie Lewis	G 25:19	3-15	0-7	0-0	0 3 3	4	0	6	0	1	2	0	1	-32
10	Alonzo Dodd	G 18:00	1-2	0-1	1-2	1 1 2	3	2	3	1	4	1	1	0	-18
0	Zondrick Garrett	23:10	5-8	0-1	0-0	1 4 5	2	1	10	1	0	1	2	0	-17
1	James "Pop" Weathers	19:56	0-2	0-1	0-0	0 2 2	0	0	0	2	3	0	1	0	-21
11	Khalid Abdul-Mateen	15:57	2-5	2-4	0-0	1 2 3	0	0	6	2	1	0	0	0	-9
30	Evan Phelps	16:59	2-4	0-1	0-2	0 1 1	2	2	4	2	0	2	0	0	-7
12	Kwo Agwa	08:47	1-1	0-0	0-0	0 1 1	1	0	2	0	0	0	0	0	-3
4	VJ Reeves	06:22	0-1	0-0	0-0	0 0 0	0	0	0	0	0	0	0	0	-9
Team						1 2 3			0	1					
Totals			19-59	2-22	2-6	9 20 29	21	7	42	12	16	9	4	4	-35

Shooting By Period	
1 st FG%	9-29 31.0%
3PT%	0-10 0.0%
FT%	2-4 50%
2 nd FG%	10-30 33.3%
3PT%	2-12 16.7%
FT%	0-2 0%
GM FG%	19-59 32.2%
3PT%	2-22 9.1%
FT%	2-6 33.3%

Dead Ball Rebounds: 1, 0

TCU - 77		Record: 11-2										Shooting By Period			
NO.	Name	Min	FG	3P	FT	Rebounds	Fouls	TP	AS	TO	ST	Blocks	BS	BA	±
			M/A	M/A	M/A	OR DR TOT	PF	FD				BS	BA		
2	Emanuel Miller	F 28:08	5-10	0-1	0-0	1 4 5	1	0	10	4	3	1	0	0	33
8	Ernest Udeh Jr.	C 19:04	4-7	0-0	5-12	11 7 18	1	7	13	1	0	1	3	0	28
0	Micah Peavy	G 27:53	5-12	0-5	1-2	1 3 4	0	1	11	5	2	4	1	1	39
3	Avery Anderson III	G 27:45	5-9	0-1	3-3	0 2 2	3	2	13	4	3	0	0	1	10
11	Trevian Tenyson	G 30:26	4-9	3-6	0-0	1 3 4	0	2	11	5	2	0	0	0	32
4	Jameer Nelson Jr.	24:09	4-6	0-0	0-4	0 5 5	1	6	8	0	2	3	0	0	21
44	Essam Mostafa	18:36	1-3	0-0	2-2	6 4 10	1	2	4	1	2	0	0	1	5
12	Xavier Cork	19:05	3-5	0-0	1-1	0 3 3	0	1	7	1	2	0	0	0	7
30	Darius Ford	01:38	0-1	0-0	0-0	0 0 0	0	0	0	0	0	0	0	0	0
33	Trey Stuart	01:38	0-1	0-1	0-0	0 0 0	0	0	0	0	0	0	0	1	0
35	Cole Despie	01:38	0-1	0-1	0-0	0 0 0	0	0	0	0	0	0	0	0	0
Team						1 3 4			0	0					
Totals			31-64	3-15	12-24	21 34 55	7	21	77	21	16	9	4	4	35

Shooting By Period	
1 st FG%	21-33 63.6%
3PT%	1-6 16.7%
FT%	4-7 57.1%
2 nd FG%	10-31 32.3%
3PT%	2-9 22.2%
FT%	8-17 47.1%
GM FG%	31-64 48.4%
3PT%	3-15 20.0%
FT%	12-24 50.0%

Dead Ball Rebounds: 4, 0

Biggest lead		AMC		TCU		Points from		AMC		TCU		Period by Period Scoring	
		1 st	2 nd	1 st	2 nd	1 st	2 nd	1 st	2 nd	1 st	2 nd	TOT	TOT
Biggest lead	0 (1 st 20:00)	45	(2 nd 5:41)			Turnovers	12	22					
Best Scoring Run	10 (2 nd 2:38)	13	(2 nd 17:17)			Paint	34	50					
Lead Changes	0					Second Chance	11	16					
Times Tied	0					Fast Breaks	8	34					
Time with Lead	00:00	39:35				Bench	22	19					

Technical Fouls: NONE	
-----------------------	--

GM 14 | KANSAS 83 - TCU 81



Official Basketball Box Score - Final
TCU at Kansas
 01/06/24 Allen Fieldhouse, Lawrence
 2023-24 Men's Basketball

Game Time: 1:10 PM
 Game Duration: 2:02
 Attendance: 16,300

Officials: Ray Nall, Bret Smith, Chance Moore

TCU - 81		Record: 11-3 (0-1)										Shooting By Period			
NO.	Name	Min	FG	3P	FT	Rebounds	Fouls	TP	AS	TO	ST	Blocks	BS	BA	±
			M/A	M/A	M/A	OR DR TOT	PF	FD				BS	BA		
2	Emanuel Miller	F 37:23	6-14	1-2	7-8	3 2 5	1	5	20	2	2	1	0	0	3
8	Ernest Udeh Jr.	C 20:04	0-1	0-0	2-2	1 3 4	3	2	0	0	1	2	1	1	4
0	Micah Peavy	G 33:40	4-11	1-4	1-1	2 3 5	3	2	10	2	2	1	1	0	-8
3	Avery Anderson III	G 19:48	2-7	0-2	3-3	1 1 2	4	3	7	4	2	6	0	0	-5
11	Trevian Tenyson	G 34:34	9-12	6-8	0-0	0 1 1	2	0	24	3	0	3	0	0	-1
12	Xavier Cork	14:15	2-5	0-0	0-0	1 1 2	1	1	4	1	0	0	0	0	-5
4	Jameer Nelson Jr.	24:24	5-10	0-4	0-2	0 1 1	2	1	10	4	2	3	0	0	-6
45	Chuck O'Bannon	10:11	1-3	0-1	0-0	1 3 4	1	0	2	1	0	0	1	1	-1
44	Essam Mostafa	05:41	1-2	0-0	0-0	0 2 2	0	0	2	0	0	0	0	0	-1
Team						2 0 2			0	0					
Totals			30-65	9-21	13-16	11 17 28	17	14	81	17	9	16	3	2	-2

Shooting By Period	
1 st FG%	17-33 51.5%
3PT%	3-7 42.9%
FT%	3-3 100%
2 nd FG%	13-32 40.6%
3PT%	5-14 35.7%
FT%	10-13 76.9%
GM FG%	30-65 46.2%
3PT%	9-21 38.1%
FT%	13-16 81.3%

Dead Ball Rebounds: 2, 0

Kansas - 83		Record: 13-1 (1-0)										Shooting By Period			
NO.	Name	Min	FG	3P	FT	Rebounds	Fouls	TP	AS	TO	ST	Blocks	BS	BA	±
			M/A	M/A	M/A	OR DR TOT	PF	FD				BS	BA		
24	KJ Adams, Jr.	F 37:28	7-8	0-0	4-5	6 4 10	3	4	18	1	2	2	0	0	-6
1	Hunter Dickinson	C 34:55	13-20	2-3	2-3	8 3 11	2	4	30	1	3	1	0	0	3
3	Dajuan Harris Jr.	G 38:41	3-7	0-1	4-4	0 3 3	1	3	10	8	5	0	0	1	0
13	Elmarko Jackson	G 23:36	0-4	0-1	0-0	2 2 1	1	0	2	1	0	0	0	0	-6
15	Kevin McCullar Jr.	G 37:42	6-16	1-5	3-5	0 5 5	3	4	16	3	3	1	0	2	2
10	Johnny Furphy	09:58	1-2	1-2	1-2	0 3 3	4	1	4	1	1	0	1	0	2
23	Parker Braun	05:05	0-0	0-0	0-0	0 0 0	0	0	0	0	1	1	0	0	5
25	Nicolas Timberlake	11:04	2-3	1-2	0-0	0 1 1	0	0	5	1	1	1	0	0	4
11	Jamari McDowell	01:31	0-0	0-0	0-0	0 0 0	0	0	0	0	0	0	0	0	0
Team						2 3 5			0	0					
Totals			32-60	5-14	14-19	16 24 40	14	17	83	18	18	5	2	3	2

Shooting By Period	
1 st FG%	17-32 53.1%
3PT%	3-9 33.3%
FT%	4-6 66.7%
2 nd FG%	15-28 53.6%
3PT%	2-5 40.0%
FT%	10-13 76.9%
GM FG%	32-60 53.3%
3PT%	5-14 35.7%
FT%	14-19 73.7%

Dead Ball Rebounds: 0, 1

Biggest lead		TCU		KAN		Points from		TCU		KAN		Period by Period Scoring	
		1 st	2 nd	1 st	2 nd	1 st	2 nd	1 st	2 nd	1 st	2 nd	TOT	TOT
Biggest lead	5 (2 nd 9:47)	6	(1 st 10:28)			Turnovers	22	8					
Best Scoring Run	6 (1 st 1:54)	6	(1 st 11:48)			Paint	30	42					
Lead Changes	26					Second Chance	15	15					
Times Tied	11					Fast Breaks	14	10					
Time with Lead	12:10	24:09				Bench	18	9					

Technical Fouls: NONE	
-----------------------	--

GM 15 | TCU 80 - OKLAHOMA 71



Official Basketball Box Score - Final
Oklahoma at TCU
 01/10/24 Ed and Rae Schollmaier Arena, Fort Worth
 2023-24 Men's Basketball

Game Time: 8:00 PM
 Game Duration: 2:10
 Attendance: 6,864

Officials: Gary Maxwell, Keith Kimble, Antonio Petty

Oklahoma - 71		Record: 13-2 (1-1)										Shooting By Period			
NO.	Name	Min	FG	3P	FT	Rebounds	Fouls	TP	AS	TO	ST	Blocks	BS	BA	±
			M/A	M/A	M/A	OR DR TOT									

GM 17 | CINCINNATI 81 - TCU 77 (OT)



Official Basketball Box Score - Final
TCU at Cincinnati
 01/16/24 FTH Third Arena, Cincinnati
 Cincinnati vs. TCU

Game Time: 7:00 PM
 Game Duration: 2:29
 Attendance: 10,314

Officials: Rick Crawford, Darron George, Amy Bonner

TCU - 77		Record: 13-4 (2-2)												
NO.	Name	Min	FG	3P	FT	Rebounds	Fouls	TP	AS	TO	ST	Blocks	+/-	
			M/A	M/A	M/A	OR DR TOT	PF					BS BA		
2	Emanuel Miller	F 39:14	5-14	2-5	3-4	0 3 3	3 2	15	5	2	1	0 1 0	0	
8	Ernest Udeh Jr.	C 23:36	5-8	0-0	1-2	6 3 9	1 4	11	1	1	5 0 0	0	-5	
0	Micah Peavy	G 35:30	4-9	1-1	2-4	2 3 5	3 2	11	2	1	2 0 2	-5		
3	Avery Anderson III	G 24:57	1-5	1-3	0-0	0 2 2	4 0	3	6	6	0 1 1	3		
11	Trevian Tenyson	G 34:26	6-12	5-8	0-0	0 3 3	2 0	17	2	2	1 0 0	4		
4	Jameer Nelson Jr.	25:37	6-15	1-5	0-2	2 3 5	1 5	13	4	4	0 0 2	-7		
12	Xavier Cork	07:31	0-0	0-0	0-0	0 0 0	3 0	0	0	0	0 0 0	-5		
21	JaKobe Coles	18:36	3-8	1-3	0-0	1 2 3	0 1	7	0	1	1 1 0	-6		
44	Essam Mostafa	08:45	0-1	0-0	0-0	1 3 4	1 0	0	0	0	0 0 0	9		
5	Chuck O'Bannon	01:48	0-0	0-0	0-0	0 0 0	1 1	0	0	1	0 0 0	0		
Team						6 1 7		0	1					
Totals			30-72	11-25	6-12	18 23 41	19 15	77	20	19	10	2 6	-4	

Shooting By Period	
1st FG%	13-29 44.8%
3PT%	6-11 54.5%
FT%	1-2 50%
2nd FG%	14-35 40.0%
3PT%	5-12 41.7%
FT%	1-6 16.7%
OT FG%	3-8 37.5%
3PT%	0-2 0.0%
FT%	4-4 100%
GM FG%	30-72 41.7%
FT%	11-24 45.8%
FT%	6-12 50.0%

Cincinnati - 81		Record: 13-4 (2-2)												
NO.	Name	Min	FG	3P	FT	Rebounds	Fouls	TP	AS	TO	ST	Blocks	+/-	
			M/A	M/A	M/A	OR DR TOT	PF					BS BA		
30	Viktor Lakhin	F 33:22	5-6	1-2	0-0	2 3 5	1 1	11	3	1	1 2 0	3		
41	Simas Lukosius	F 30:20	2-6	1-3	2-2	0 0 0	1 2	7	1	3	0 0 1	8		
0	Dan Skilling Jr.	G 30:51	5-11	1-3	2-6	2 4 6	0 3	13	2	1	2 2 0	5		
1	Day Day Thomas	G 32:39	9-17	1-2	2-2	1 3 4	1 3	21	6	3	3 0 0	2		
15	John Newman III	G 32:07	8-12	2-3	2-5	2 5 7	2 5	20	1	1	2 0 0	-3		
13	Jamille Reynolds	07:35	0-1	0-0	0-0	1 1 2	1 0	0	0	1	0 0 0	-10		
2	Jizzie James	12:21	0-3	0-1	1-2	0 1 1	2 1	1	4	0	0 0 1	2		
33	Ody Oguama	02:06	0-0	0-0	0-0	0 0 0	2 0	0	0	1	0 0 0	0		
55	Aziz Bandaogo	26:50	2-2	0-0	2-4	1 5 6	5 4	6	0	3	0 2 0	12		
10	Josh Reed	16:49	1-3	0-2	0-0	0 3 3	0 0	2	0	1	0 0 0	1		
Team						0 1 1		0	1					
Totals			32-61	6-16	11-21	9 26 35	15 19	81	17	15	8	6 2	4	

Shooting By Period	
1st FG%	14-28 50.0%
3PT%	3-9 33.3%
FT%	1-2 50%
2nd FG%	14-27 51.9%
3PT%	1-4 25.0%
FT%	6-15 40%
OT FG%	4-6 66.7%
3PT%	2-3 66.7%
FT%	4-4 100%
GM FG%	32-61 52.5%
3PT%	6-16 37.5%
FT%	11-21 52.4%

Biggest lead		TCU	CIN
11 (1st 7:33)		4 (1st 0:05)	
Best Scoring Run		9 (2nd 13:21)	7 (1st 2:33)
Lead Changes		9	
Times Tied		6	
Time with Lead		37:09	04:02

Points from Turnovers		TCU	CIN
12		19	
Paint		30	50
Second Chance		18	11
Fast Breaks		13	17
Bench		20	9

Period by Period Scoring				
1st	2nd	OT1	TOT	
TCU	33	34	10	77
CIN	32	35	14	81

GM 19 | TCU 74 - OKLAHOMA STATE 69



Official Basketball Box Score - Final
TCU at Oklahoma St.
 01/23/24 Gallagher-Iba Arena, Stillwater
 2023-24 Men's Basketball

Game Time: 8:00 PM
 Game Duration: 2:12
 Attendance: 6,017

Officials: Doug Simons, Katy Sell, Chris Pappi

TCU - 74		Record: 14-5 (3-3)												
NO.	Name	Min	FG	3P	FT	Rebounds	Fouls	TP	AS	TO	ST	Blocks	+/-	
			M/A	M/A	M/A	OR DR TOT	PF					BS BA		
2	Emanuel Miller	F 39:32	8-15	1-2	4-7	4 7 11	2 5	21	4	1	0 0 1	7		
8	Ernest Udeh Jr.	C 13:15	0-1	0-0	0-0	1 6 7	4 2	0	1	0	0 0 0	5		
0	Micah Peavy	G 33:28	7-11	0-1	2-4	1 4 5	3 4	16	1	1	1 0 0	16		
3	Avery Anderson III	G 27:54	6-9	1-3	2-2	1 2 3	4 3	15	4	1	1 0 0	12		
11	Trevian Tenyson	G 31:56	2-9	1-7	0-0	0 2 2	2 0	5	0	1	0 0 0	6		
12	Xavier Cork	13:23	4-4	0-0	1-2	2 1 3	1 2	9	0	3	0 2 0	8		
4	Jameer Nelson Jr.	16:27	1-3	0-1	1-1	0 2 2	0 1	3	0	2	0 0 0	-8		
21	JaKobe Coles	12:43	1-4	0-1	0-0	0 2 2	2 0	2	1	0	0 0 0	-15		
5	Chuck O'Bannon	08:55	1-1	0-0	1-2	0 1 1	1 0	3	0	0	1 1 0	6		
44	Essam Mostafa	02:27	0-0	0-0	0-0	0 0 0	1 0	0	0	0	0 0 0	0		
Team						1 1 2		0	0					
Totals			30-57	3-15	11-18	10 28 38	19 18	74	11	9	3 4	1 5	-3	

Shooting By Period	
1st FG%	15-34 44.1%
3PT%	0-8 0.0%
FT%	3-6 50%
2nd FG%	15-23 65.2%
3PT%	3-7 42.9%
FT%	8-12 66.7%
GM FG%	30-57 52.6%
3PT%	3-15 20.0%
FT%	11-18 61.1%

Oklahoma St. - 69		Record: 8-11 (0-6)												
NO.	Name	Min	FG	3P	FT	Rebounds	Fouls	TP	AS	TO	ST	Blocks	+/-	
			M/A	M/A	M/A	OR DR TOT	PF					BS BA		
23	Brandon Garrison	C 11:24	1-2	0-0	0-0	0 3 3	4 1	2	1	0	0 1 1	0		
1	Bryce Thompson	G 33:47	3-10	1-5	2-2	0 2 2	3 4	9	1	1	0 0 1	-9		
12	Javon Small	G 35:12	4-9	3-5	4-6	1 4 5	3 5	15	7	1	0 0 0	-2		
13	Connor Dow	G 20:56	0-2	0-2	0-0	0 1 1	1 0	0	0	0	0 0 0	0		
51	John-Michael Wright	G 30:02	4-8	3-6	5-7	0 2 2	3 4	16	0	2	1 0 0	-10		
2	Eric Dailey Jr.	28:41	6-10	0-0	1-3	1 3 4	3 2	13	1	1	0 0 0	-3		
4	Jarius Hicklen	27:37	3-10	3-9	3-4	0 2 2	0 2	12	0	0	1 0 0	2		
32	Mike Marsh	09:02	0-0	0-0	0-0	1 2 3	0 0	0	0	0	0 0 0	-3		
5	Quion Williams	03:19	0-0	0-0	2-2	0 0 0	1 1	2	0	0	0 0 0	-3		
Team						3 3 6		0	0					
Totals			21-51	10-27	17-24	6 22 28	18 19	69	10	5	3 1	4 5	-5	

Shooting By Period	
1st FG%	13-26 50.0%
3PT%	5-12 41.7%
FT%	6-9 66.7%
2nd FG%	8-25 32.0%
3PT%	5-15 33.3%
FT%	11-15 73.3%
GM FG%	21-51 41.2%
3PT%	10-27 37.0%
FT%	17-24 70.8%

Biggest lead		TCU	OSU
5 (2nd 6:19)		17 (1st 5:58)	
Best Scoring Run		14 (1st 0:11)	15 (1st 13:16)
Lead Changes		9	
Times Tied		11	
Time with Lead		12:03	22:03

Points from Turnovers		TCU	OSU
46		20	
Paint		7	6
Second Chance		10	5
Fast Breaks		17	27
Bench		10	27

Period by Period Scoring			
1st	2nd	TOT	
TCU	33	41	74
OSU	37	32	69

GM 18 | IOWA STATE 73 - TCU 72



Official Basketball Box Score - Final
Iowa St. at TCU
 01/20/24 Ed and Rae Schlotman Arena, Fort Worth
 2023-24 Men's Basketball

Game Time: 1:00 PM
 Game Duration: 2:13
 Attendance: 7,739

Officials: Gary Maxwell, Antonio Petty, Chance Moore

Iowa St. - 73		Record: 14-4 (3-2)												
NO.	Name	Min	FG	3P	FT	Rebounds	Fouls	TP	AS	TO	ST	Blocks	+/-	
			M/A	M/A	M/A	OR DR TOT	PF					BS BA		
0	Tre King	F 26:38	3-6	0-0	1-1	2 3 5	2 1	7	1	5	3 0 1	6		
12	Robert Jones	F 13:30	2-3	0-0	0-0	1 0 1	4 0	4	1	1	0 0 0	-4		
22	Milan Momcovic	F 28:41	4-11	2-6	0-0	0 0 0	3 1	10	2	2	4 0 0	-13		
5	Curtis Jones	G 33:24	6-12	2-7	3-4	1 1 2	2 4	17	4	1	7 0 0	2		
10	Keshon Gilbert	G 38:49	8-15	2-6	2-4	1 3 4	1 5	20	4	3	2 0 2	12		
24	Hason Ward	20:48	1-5	0-0	0-1	2 1 3	4 1	2	4	1	0 1 0	0		
4	Demarion Watson	24:50	2-6	0-0	2-2	4 2 6	2 1	6	1	0	1 1 2	14		
1	Jackson Pavelotzke	09:47	1-2	1-2	0-0	0 1 1	0 1	3	0	1	0 0 0	-6		
33	Omaha Bliew	0												

GM 21 | TCU 85 - TEXAS TECH 78



Official Basketball Box Score - Final
Texas Tech at TCU
 01/00/24 Ed and Rae Schollmaier Arena, Fort Worth
 2023-24 Men's Basketball

Game Time: 6:00 PM
 Game Duration: 2:18
 Attendance: 6,903

Officials: Gary Polard, Keith Kimble, Tony Padilla

Texas Tech - 78

Record: 16-4 (5-2)

NO. Name	Min	FG		3P		FT		Rebounds		Fouls		TP	AS	TO	ST	Blocks		+/-
		M-A	M-A	M-A	M-A	OR	DR	PF	FD	BS	BA							
5 Darrion Williams	F 29:22	2-5	2-3	0-0	0-0	1	4	5	4	2	6	2	0	0	0	1	0	2
22 Warren Washington	F 31:14	6-7	0-0	2-2	0	6	6	4	1	14	1	2	0	0	0	0	-1	
2 Pop Isaacs	G 39:29	8-18	5-11	4-4	1	4	5	2	4	25	9	2	1	0	0	-7		
6 Joe Toussaint	G 32:48	1-3	0-1	4-4	0	2	2	3	6	6	9	6	0	0	0	4		
24 Karwin Walton	G 25:03	3-5	2-4	0-0	0	4	4	4	0	8	0	0	1	0	0	9		
0 Chance McMillan	29:54	7-13	5-9	0-0	1	0	1	1	1	19	1	0	1	0	0	-12		
25 Robert Jennings	07:34	0-1	0-0	0-2	1	0	1	1	1	0	1	1	0	0	1	-8		
1 Lamar Washington	04:36	0-0	0-0	0-2	0	2	2	2	1	0	0	0	0	0	1	-4		
Team					0	1	1	1	0	0	0	0						
Totals		27-52	14-28	10-14	4	23	27	21	16	78	23	13	3	2	1	-7		

Technical Fouls: Isaacs 2nd 11:26

Shooting By Period	
1st FG%	13-24 54.2%
3PT%	6-12 50.0%
FT%	4-8 50.0%
2nd FG%	14-28 50.0%
3PT%	8-16 50.0%
FT%	6-6 100%
GM FG%	27-52 51.9%
3PT%	14-28 50.0%
FT%	10-14 71.4%

Dead Ball Rebounds: 2, 1

TCU - 85

Record: 16-5 (3-3)

NO. Name	Min	FG		3P		FT		Rebounds		Fouls		TP	AS	TO	ST	Blocks		+/-
		M-A	M-A	M-A	M-A	OR	DR	PF	FD	BS	BA							
2 Emanuel Miller	F 30:08	2-7	0-2	7-10	3	2	5	3	6	11	3	2	0	0	0	2		
8 Ernest Udeh Jr.	C 14:32	1-2	0-0	2-2	3	4	7	1	2	4	1	0	0	0	0	12		
0 Micah Peavy	G 32:12	7-14	4-4	0-2	2	3	5	1	2	18	4	2	1	0	0	14		
3 Avery Anderson III	G 16:37	1-5	1-4	0-0	0	3	3	0	3	3	0	0	0	0	0	0		
11 Trevian Tennyson	G 34:59	7-13	4-8	5-5	0	3	2	2	23	2	2	1	0	0	4			
4 Jameer Nelson Jr.	25:15	2-9	2-2	4-7	1	3	4	2	6	10	3	0	2	2	5			
12 Xavier Cork	16:16	1-1	0-0	0-0	1	0	1	0	2	2	0	0	0	0	0	-9		
5 Chuck O'Bannon	13:28	0-2	0-0	2-2	1	2	3	1	1	2	1	0	0	0	0	6		
21 JaKobe Coles	13:33	4-5	0-0	4-4	0	0	0	3	2	12	0	1	1	1	0	6		
44 Essam Mostafa	03:00	0-0	0-0	0-0	1	0	1	0	0	0	0	0	0	0	0	-5		
Team					0	2	2	0	0	0	0							
Totals		25-58	11-20	24-32	12	22	34	16	21	85	17	9	5	1	2	7		

Technical Fouls: NONE

Shooting By Period	
1st FG%	13-31 41.9%
3PT%	4-10 40.0%
FT%	10-11 90.9%
2nd FG%	12-27 44.4%
3PT%	7-10 70.0%
FT%	14-21 66.7%
GM FG%	25-58 43.1%
3PT%	11-20 55.0%
FT%	24-32 75.0%

Dead Ball Rebounds: 5, 1

	TTU	TCU
Biggest lead	11 (1st 7:26)	12 (2nd 12:12)
Best Scoring Run	8 (1st 7:26)	11 (1st 4:33)
Lead Changes	2	
Times Tied	6	
Time with Lead	11:11	26:00

Game Notes: 11-26 (2nd) Flopping Technical - Texas Tech

Points from	Turnovers	1st	2nd	TOT
Turnovers	13	13		
Paint	24	22		
Second Chance	0	14		
Fast Breaks	13	17		
Bench	19	26		

GM 22 | TEXAS 77 - TCU 66



Official Basketball Box Score - Final
Texas at TCU
 02/03/24 Ed and Rae Schollmaier Arena, Fort Worth
 2023-24 Men's Basketball

Game Time: 1:00 PM
 Game Duration: 2:05
 Attendance: 2,884

Officials: Ray Natti, Darron George, Alexander Thompson

Texas - 77

Record: 15-7 (4-5)

NO. Name	Min	FG		3P		FT		Rebounds		Fouls		TP	AS	TO	ST	Blocks		+/-
		M-A	M-A	M-A	M-A	OR	DR	PF	FD	BS	BA							
1 Dylan Disu	F 26:15	5-11	2-3	3-3	2	5	7	3	3	13	2	1	2	2	0	2		
23 Dillon Mitchell	F 34:49	6-9	0-0	1-1	4	7	11	0	2	15	0	4	2	1	0	10		
2 Chendall Weaver	G 33:19	3-5	0-0	1-2	2	2	4	1	1	7	1	1	1	1	1	0		
3 Max Abrams	G 32:39	6-14	2-5	7-7	0	2	2	3	4	21	2	1	2	0	1	6		
4 Tyrese Hunter	G 30:49	3-9	0-2	0-0	2	1	3	4	11	6	4	2	0	1	3			
5 Kadin Shedrick	16:00	4-5	0-0	1-2	1	2	3	0	2	9	0	3	2	1	0	5		
30 Brock Cunningham	23:33	2-2	2-2	0-0	1	0	1	3	1	6	2	0	0	0	0	22		
9 Ithiel Horton	03:06	0-2	0-0	0-0	0	1	1	0	0	0	1	0	0	0	1	3		
Team					2	0	2	0	0	0	0							
Totals		29-57	6-12	13-15	14	20	34	14	14	77	14	18	11	5	4	11		

Technical Fouls: NONE

Shooting By Period	
1st FG%	18-32 56.3%
3PT%	4-5 80.0%
FT%	3-4 75%
2nd FG%	11-25 44.0%
3PT%	2-7 28.6%
FT%	10-11 90.9%
GM FG%	29-57 50.9%
3PT%	6-12 50.0%
FT%	13-15 86.7%

Dead Ball Rebounds: 2, 1

TCU - 66

Record: 16-6 (5-4)

NO. Name	Min	FG		3P		FT		Rebounds		Fouls		TP	AS	TO	ST	Blocks		+/-
		M-A	M-A	M-A	M-A	OR	DR	PF	FD	BS	BA							
2 Emanuel Miller	F 32:30	5-10	3-4	2-2	1	4	5	1	2	15	2	1	0	0	0	1	-14	
8 Ernest Udeh Jr.	C 14:16	1-1	0-0	0-0	0	0	0	1	0	2	0	0	0	2	0	12		
0 Micah Peavy	G 35:24	4-11	1-2	0-2	0	3	3	2	9	3	1	1	0	0	-8			
3 Avery Anderson III	G 28:08	6-10	1-1	0-0	2	2	0	0	13	4	3	1	0	2	-5			
11 Trevian Tennyson	G 30:05	3-5	2-3	2-2	2	2	4	3	10	4	3	2	1	0	-10			
4 Jameer Nelson Jr.	22:14	1-8	0-2	1-1	1	0	1	2	5	3	2	4	1	1	2	-9		
12 Xavier Cork	12:32	2-2	0-0	0-0	1	1	2	0	4	2	1	0	0	0	4			
21 JaKobe Coles	22:45	5-7	0-0	0-0	2	2	2	1	2	10	0	1	1	0	-23			
5 Chuck O'Bannon	00:50	0-0	0-0	0-0	0	0	0	0	0	0	0	0	0	0	0			
44 Essam Mostafa	01:16	0-0	0-0	0-0	0	0	0	0	0	0	0	0	0	0	-2			
Team					5	0	5	0	0	0	0							
Totals		27-54	7-12	5-7	7	14	21	14	14	66	17	14	6	4	5	-11		

Technical Fouls: NONE

	UT	TCU
Biggest lead	11 (1st 0:00)	10 (1st 14:27)
Best Scoring Run	11 (2nd 0:42)	7 (1st 17:07)
Lead Changes	3	
Times Tied	4	
Time with Lead	25:26	10:41

Points from	Turnovers	1st	2nd	TOT
Turnovers	13	18		
Paint	44	28		
Second Chance	17	5		
Fast Breaks	13	16		
Bench	15	17		

GM 23 | IOWA STATE 71 - TCU 59



Official Basketball Box Score - Final
TCU at #14 Iowa State
 02/10/24 James H. Hilton Coliseum, Ames, Iowa
 2023-24 Men's Basketball

Game Time: 1:06 PM
 Game Duration: 2:14
 Attendance: 14,287

Officials: Gerry Polard, Kelly Self, James Duke

TCU - 59

Record: 16-7 (5-5)

NO. Name	Min	FG		3P		FT		Rebounds		Fouls		TP	AS	TO	ST	Blocks		+/-
		M-A	M-A	M-A	M-A	OR	DR	PF	FD	BS	BA							
2 Emanuel Miller	F 30:33	8-12	1-2	1-2	3	3	6	2	2	18	1	2	0	0	0	1	-1	
8 Ernest Udeh Jr.	C 22:59	1-1	0-0	1-2	2	3	5	1	3	3	0	0	3	0	0	0		
0 Micah Peavy	G 27:33	0-5	0-1	2-4	1	1	2	1	2	2	3	1	1	1	-9			
3 Avery Anderson III	G 21:26	1-2	0-0	3-4	0	0	0	4	2	5	4	2	0	0	-4			
11 Trevian Tennyson	G 32:19	1-7	1-6	0-0	0	4	4	3	1	3	2	2	3	0	-11			
4 Jameer Nelson Jr.	20:15	3-9	0-4	0-0	1	1	1	3	2	6	3	1	0	0	-15			
12 Xavier Cork	12:15	2-2	0-0	0-2	1	0	1	1	4	2	0	0	0					

GM 25 | TCU 75 - KANSAS STATE 72



Official Basketball Box Score - Final
TCU at Kansas St.
 02/17/24 Bramlage Coliseum, Manhattan
 2023-24 Men's Basketball

Game Time: 11:01 AM
 Game Duration: 2:26
 Attendance: 9,609

Officials: Jeb Harness, Chris Pacci, Christopher Merlo

TCU - 75													Record: 18-7 (7-5)							
NO.	Name	Min	FG	3P	FT	Rebounds	Fouls	TP	AS	TO	ST	Blocks	Shooting By Period							
			M-A	M-A	M-A	OR DR TOT	PF FD					BS BA	1st	2nd	3rd	FT%	3PT%			
2	Emanuel Miller	F	33:33	4-11	1-2	1-2	1 0 1	2 1	10	0	0	0	0	1	-1	1st	1-6	16.7%		
8	Ernest Udoh Jr.	C	07:46	1-1	0-0	1-2	1 2 3	0 1	3	0	1	1	0	0	2	FT%	7-12	58.3%		
0	Micah Peavy	G	33:06	8-16	2-3	8-10	4 5 9	1 6	26	2	3	3	3	1	17	2nd	16-29	55.2%		
4	Jameer Nelson Jr.	G	29:36	3-10	1-2	2-4	0 0 0	4 5	9	7	3	1	0	1	7	3PT%	5-8	62.5%		
11	Trevian Tennyson	G	31:30	2-6	1-4	2-2	0 4 4	3 1	7	1	2	1	1	0	7	FT%	14-18	77.8%		
3	Avery Anderson III	G	13:01	2-5	0-1	0-0	0 1 1	3 0	4	1	1	0	0	1	-10	GM FG%	24-56	42.9%		
12	Xavier Cork	F	16:14	2-3	0-0	3-4	4 0 4	2 2	7	1	0	1	0	0	-1	3PT%	6-14	42.9%		
5	Chuck O'Bannon	G	12:58	1-2	1-1	0-0	0 0 0	3 1	3	1	1	0	1	-13	FT%	21-30	70.0%			
21	JaKobe Coles	G	12:27	1-2	0-1	0-0	0 3 3	1 1	2	0	1	0	0	1	0	Dead Ball Rebounds: 6, 3				
44	Essam Mostafa	G	09:50	0-0	0-0	4-6	3 1 4	2 3	4	0	0	1	0	0	6					
Team							1 1 2		0	2										
Totals			24-56	6-14	21-30	14 17 31	21 21		75	13	14	9	4	5	3					

Technical Fouls: NONE

Kansas St. - 72													Record: 15-10 (5-7)							
NO.	Name	Min	FG	3P	FT	Rebounds	Fouls	TP	AS	TO	ST	Blocks	Shooting By Period							
			M-A	M-A	M-A	OR DR TOT	PF FD					BS BA	1st	2nd	3rd	FT%	3PT%			
24	Arthur Kaluma	F	30:21	3-11	1-5	4-5	1 4 5	4 3	11	3	2	0	1	2	-3	1st	10-22	45.5%		
20	Jerrell Colbert	C	09:45	2-2	0-0	0-0	0 0 0	3 0	4	0	1	0	0	1		3PT%	1-8	12.5%		
2	Tyler Perry	G	39:03	6-13	0-6	12-12	0 3 3	3 9	24	2	3	1	0	0	4	FT%	7-8	87.5%		
4	Dai Dai Ames	G	09:56	0-1	0-1	2-2	0 1 1	4 2	2	1	1	0	0	-2	2nd	13-26	50.0%			
5	Cam Carter	G	38:50	1-7	0-3	4-6	1 5 6	3 3	6	3	4	1	1	2	-3	3PT%	0-7	0.0%		
1	David N'Guessan	G	32:39	5-6	0-0	2-2	3 1 4	2 1	12	1	0	1	3	0	-1	FT%	18-21	85.7%		
13	Will McNair Jr.	F	27:51	4-6	0-0	1-2	0 3 3	1 3	9	0	1	1	0	0	-3	GM FG%	23-48	47.9%		
3	Dorian Finister	G	08:08	2-2	0-0	0-0	0 1 1	0 0	4	0	2	2	0	0	-2	3PT%	1-15	6.7%		
15	Taj Manning	G	03:28	0-0	0-0	0-0	0 0 0	1 0	0	0	0	0	0	2		FT%	25-29	86.2%		
Team							2 2 4		0	0			Dead Ball Rebounds: 2, 1							
Totals			23-48	1-15	25-29	7 20 27	21 21		72	10	14	6	5	4	-3					

Technical Fouls: NONE

Biggest lead	TCU		KState		Points from Turnovers	TCU	KState	Period by Period Scoring			
	10 (2nd 7:14)	10 (1st 12:05)	10 (1st 12:05)	1st				2nd	TOT		
Best Scoring Run	12 (2nd 9:07)		10 (1st 12:05)		Paint	30	44	TCU	24	51	75
Lead Changes	10		6		Second Chance	20	8	KState	28	44	72
Times Tied	6		6		Fast Breaks	9	7				
Time with Lead	14:01	22:54	Bench		20	25					

GM 26 | TEXAS TECH 82 - TCU 81



Official Basketball Box Score - Final
TCU at Texas Tech
 02/20/24 United Supermarkets Arena, Lubbock
 2023-24 Men's Basketball

Game Time: 8:00 PM
 Game Duration: 2:17
 Attendance: 15,098

Officials: Gary Potard, Gary Maxwell, Antonio Pety

TCU - 81													Record: 18-8 (7-6)							
NO.	Name	Min	FG	3P	FT	Rebounds	Fouls	TP	AS	TO	ST	Blocks	Shooting By Period							
			M-A	M-A	M-A	OR DR TOT	PF FD					BS BA	1st	2nd	3rd	FT%	3PT%			
2	Emanuel Miller	F	33:52	5-12	0-2	5-5	5 7 12	2 5	15	1	2	1	0	0	6	1st	1-6	16.7%		
12	Xavier Cork	F	04:49	0-0	0-0	2-2	1 1 2	2 1	2	0	0	0	0	0	-2	FT%	7-12	58.3%		
0	Micah Peavy	G	29:39	3-9	0-1	4-7	1 4 5	2 4	10	3	2	0	0	1	-9	2nd	16-29	55.2%		
4	Jameer Nelson Jr.	G	31:23	5-11	3-6	1-1	0 2 2	2 2	14	3	4	1	1	0	4	3PT%	5-8	62.5%		
11	Trevian Tennyson	G	20:20	1-6	0-4	0-0	1 2 3	3 0	2	1	2	2	0	0	5	FT%	14-18	77.8%		
3	Avery Anderson III	G	27:17	6-13	2-4	1-1	0 5 5	4 1	15	4	2	2	0	1	-2	GM FG%	24-56	42.9%		
44	Essam Mostafa	F	18:19	5-6	0-0	0-2	4 4 8	2 2	10	1	0	0	1	0	6	3PT%	6-14	42.9%		
5	Chuck O'Bannon	G	17:37	0-3	0-2	3-3	1 1 2	2 3	3	1	0	0	0	0	3	FT%	21-30	70.0%		
21	JaKobe Coles	G	16:43	5-11	0-0	0-0	4 2 6	2 0	10	2	1	1	0	0	-6	Dead Ball Rebounds: 2, 0				
Team							4 0 4		0	0										
Totals			30-71	5-19	16-21	21 28 49	21 17		81	16	12	7	3	2	-1					

Technical Fouls: NONE

Texas Tech - 82													Record: 19-7 (8-5)							
NO.	Name	Min	FG	3P	FT	Rebounds	Fouls	TP	AS	TO	ST	Blocks	Shooting By Period							
			M-A	M-A	M-A	OR DR TOT	PF FD					BS BA	1st	2nd	3rd	FT%	3PT%			
5	Darrion Williams	F	33:02	5-12	1-2	3-3	4 7 4	2 2	14	1	3	1	0	2	-1	1st	11-28	39.3%		
25	Robert Jennings	F	14:44	1-5	0-0	0-1	5 0 5	2 3	2	0	2	1	0	0	-5	3PT%	3-12	25.0%		
2	Pop Isaacs	G	35:24	4-11	0-5	11-12	0 6 6	3 8	19	4	2	2	0	0	9	FT%	9-12	75.0%		
6	Joe Toussaint	G	36:07	4-10	1-2	5-5	1 0 1	0 3	14	7	1	3	0	0	5	2nd	13-32	40.6%		
2	Kevin Walton	G	28:29	4-10	3-8	3-3	0 1 1	2 1	14	0	0	1	0	0	-11	3PT%	3-10	30.0%		
0	Chance McMillian	G	26:54	3-7	1-4	2-2	1 3 4	2 1	9	1	0	0	0	0	-11	GM FG%	26-66	39.4%		
0	Chance McMillian	G	26:54	3-7	1-4	2-2	1 3 4	2 1	9	1	0	0	0	0	-11	3PT%	6-22	27.3%		
1	Lamar Washington	G	02:11	1-2	0-1	0-0	1 0 1	1 0	2	0	0	0	0	0	-3	FT%	24-28	85.7%		
Team							2 2 4		0	0			Dead Ball Rebounds: 2, 1							
Totals			26-66	6-22	24-28	14 22 36	17 21		82	14	9	10	2	3	-1					

Technical Fouls: NONE

Biggest lead	TCU		TTU		Points from Turnovers	TCU	TTU	Period by Period Scoring			
	10 (2nd 7:57)	4 (1st 14:16)	7	13				1st	2nd	TOT	
Best Scoring Run	7 (2nd 16:59)		8 (2nd 3:24)		Paint	44	34	TCU	38	43	81
Lead Changes	4		4		Second Chance	16	18	TTU	38	44	82
Times Tied	11		11		Fast Breaks	11	10				
Time with Lead	25:24	07:44	Bench		38	19					

GM 27 | TCU 75 - CINCINNATI 57



Official Basketball Box Score - Final
Cincinnati at TCU
 02/24/24 Ed and Rae Schollmaier Arena, Fort Worth
 2023-24 Men's Basketball

Game Time: 2:00 PM
 Game Duration: 1:57
 Attendance: 6,090

Officials: Ray Natli, Darron George, Bret Smith

Cincinnati - 57													Record: 16-11 (5-9)					
NO.	Name	Min	FG	3P	FT	Rebounds	Fouls	TP	AS	TO	ST	Blocks	Shooting By Period					
			M-A	M-A	M-A	OR DR TOT	PF FD					BS BA	1st	2nd	3rd	FT%	3PT%	
41	Simas Lukosius	F	30:44	3-7	3-6	0-0	0 2 2	0 0	9	4	1	0	0	0	-18	1st	11-28	39.3%
55	Aziz Bandaogo	C	23:02	3-5	0-0	0-4	4 5 9	1 2	6	0	0	1	2	0	-10	3PT%	4-9	44.4%
0	Dan Skillings Jr.	G	28:10	4-13	1-4	0-0	0 4 4	0 2	9	2	4	1	1	2	-18	FT%	6-8	75%
1	Day Day Thomas	G	29:47	4-9	0-0	5-6	0 3 3	1 3	13	2	2	1	0	0	-18	2nd	11-25	44.0%
15	John Newman III	G	19:39	2-3	1-2	0-0	1 1 3	0 5	0	2	2	0	0	0	-12	3PT%	1-5	20.0%
13	Jamillo Reynolds	G	13:49	3-4	0-0	3-4	0 3 3	3 2	9	0	0	0	1	0	-9	FT%	2-6	33.3%
2	Jizzle James	F	25:11	2-11	0-2	0-0	1 2 3	1 1	4	3	4	1	0	2	-3	GM FG%	26-53	41.5%
30	Viktor Lakhin	F	14:32	1-1	0-0	0-0	1 1 2	2 0	2	2	1	0	0	0	-2	3PT%	5-14	35.7%
10	Josh Reed	F	10:59	0-0	0-0	0-0	2 2 2	1 0	0	0	0	1	1	0	-1	FT%	8-14	57.1%
11	C.J. Anthony	G	01:36	0-0	0-0	0-0	0 0 0	0 0	0	0	1							

TCU GAME-BY-GAME

Opponent	Date	Score		Total		3-Pointers		Free throws		Rebounds				PF	A	TO	BLK	STL	PTS	AVG
				FG-FGA	PCT	3FG-3FGA	PCT	FT-FTA	PCT	OFF	DEF	TOT	AVG							
Southern U.	11/06/2023	108-75	W	43-70	.614	10-23	.435	12-17	.706	15	26	41	41.0	15	28	13	9	10	108	108.0
Omaha	11/09/2023	82-60	W	35-71	.493	3-15	.200	9-10	.900	15	37	52	46.5	22	19	16	3	9	82	95.0
UTRGV	11/14/2023	88-55	W	35-68	.515	8-17	.471	10-11	.909	15	29	44	45.7	17	24	18	9	13	88	92.7
Mississippi Val.	11/17/2023	86-52	W	30-56	.536	6-17	.353	20-30	.667	11	24	35	43.0	16	21	10	4	15	86	91.0
Alcorn	11/21/2023	93-74	W	27-57	.474	7-27	.259	32-39	.821	8	29	37	41.8	21	20	15	5	11	93	91.4
Houston Christian	11/27/2023	101-64	W	39-67	.582	5-17	.294	18-22	.818	3	28	31	40.0	10	26	6	9	17	101	93.0
at Georgetown	12/02/2023	84-83	W	34-65	.523	7-20	.350	9-17	.529	14	21	35	39.3	18	17	12	4	8	84	91.7
vs Clemson	12/09/2023	66-74	L	19-59	.322	3-16	.188	25-33	.758	15	23	38	39.1	20	10	9	2	10	66	88.5
vs Arizona St.	12/16/2023	79-59	W	31-68	.456	6-18	.333	11-15	.733	13	28	41	39.3	19	24	13	4	13	79	87.4
vs Old Dominion	12/21/2023	111-87	W	36-66	.545	9-23	.391	30-38	.789	16	28	44	39.8	24	21	15	2	12	111	89.8
vs Nevada	12/22/2023	75-88	L	24-53	.453	3-14	.214	24-27	.889	10	22	32	39.1	24	13	11	0	4	75	88.5
at Hawaii	12/24/2023	65-51	W	25-55	.455	6-10	.600	9-14	.643	7	30	37	38.9	12	9	14	2	6	65	86.5
Tex. A&M-Commerce	01/01/2024	77-42	W	31-64	.484	3-15	.200	12-24	.500	21	34	55	40.2	7	21	16	4	9	77	85.8
at Kansas	01/06/2024	81-83	L	30-65	.462	8-21	.381	13-16	.813	11	17	28	39.3	17	17	9	3	16	81	85.4
Oklahoma	01/10/2024	80-71	W	28-64	.438	7-24	.292	17-22	.773	9	26	35	39.0	17	14	7	2	7	80	85.1
Houston	01/13/2024	68-67	W	22-51	.431	8-15	.533	16-29	.552	14	23	37	38.9	14	18	11	4	3	68	84.0
at Cincinnati	01/16/2024	77-81	Lot	30-72	.417	11-25	.440	6-12	.500	18	23	41	39.0	19	20	19	2	10	77	83.6
Iowa St.	01/20/2024	72-73	L	23-46	.500	6-18	.333	20-26	.769	15	25	40	39.1	15	13	27	5	5	72	82.9
at Oklahoma St.	01/23/2024	74-69	W	30-57	.526	3-15	.200	11-18	.611	10	28	38	39.0	19	11	9	4	3	74	82.5
at Baylor	01/27/2024	105-102	Wot3	40-76	.526	8-20	.400	17-24	.708	12	25	37	38.9	23	16	13	3	12	105	83.6
Texas Tech	01/30/2024	85-78	W	25-58	.431	11-20	.550	24-32	.750	12	22	34	38.7	16	17	9	1	5	85	83.7
Texas	02/03/2024	66-77	L	27-54	.500	7-12	.583	5-7	.714	7	14	21	37.9	14	17	14	4	6	66	82.9
at Iowa St.	02/10/2024	59-71	L	23-52	.442	5-17	.294	8-16	.500	12	18	30	37.5	17	15	12	3	7	59	81.8
West Virginia	02/12/2024	81-65	W	31-64	.484	6-20	.300	13-18	.722	9	25	34	37.4	20	20	11	6	10	81	81.8
at Kansas St.	02/17/2024	75-72	W	24-56	.429	6-14	.429	21-30	.700	14	17	31	37.1	21	13	14	4	9	75	81.5
at Texas Tech	02/20/2024	81-82	L	30-71	.423	5-19	.263	16-21	.762	21	28	49	37.6	21	16	12	3	7	81	81.5
Cincinnati	02/24/2024	75-57	W	26-58	.448	9-22	.409	14-15	.933	8	25	33	37.4	10	18	12	4	11	75	81.3
Total		2194		798-1663	.480	176-494	.356	422-583	.724	335	675	1010	37.4	468	478	347	105	248	2194	81.3
Opponents		1912		682-1551	.440	172-537	.320	376-532	.707	267	596	863	32.0	478	386	407	97	187	1912	70.8

TCU Averages

Games Played	Points/game	FG Pct	3FG Pct	FT Pct	Rebounds/game	Assists/game	Turnovers/game	Assist/Turnover ratio	Steals/game	Blocks/game
27	81.3	48.0	35.6	72.4	37.4	17.7	12.9	1.4	9.2	3.9

OPPONENT GAME-BY-GAME

Opponent	Date	Score		Total		3-Pointers		Free throws		Rebounds				PF	A	TO	BLK	STL	PTS	AVG
				FG-FGA	PCT	3FG-3FGA	PCT	FT-FTA	PCT	OFF	DEF	TOT	AVG							
Southern U.	11/06/2023	108-75	W	29-65	.446	10-24	.417	7-13	.538	13	15	28	28.0	18	14	16	3	7	75	75.0
Omaha	11/09/2023	82-60	W	22-56	.393	6-18	.333	10-22	.455	5	20	25	26.5	10	14	16	2	7	60	67.5
UTRGV	11/14/2023	88-55	W	23-56	.411	2-11	.182	7-13	.538	8	18	26	26.3	14	15	21	7	9	55	63.3
Mississippi Val.	11/17/2023	86-52	W	20-52	.385	3-11	.273	9-15	.600	10	19	29	27.0	19	7	21	1	6	52	60.5
Alcorn	11/21/2023	93-74	W	27-63	.429	6-19	.316	14-23	.609	13	24	37	29.0	24	14	18	1	7	74	63.2
Houston Christian	11/27/2023	101-64	W	27-64	.422	4-14	.286	6-8	.750	10	26	36	30.2	13	17	24	2	6	64	63.3
at Georgetown	12/02/2023	84-83	W	24-53	.453	12-25	.480	23-31	.742	11	20	31	30.3	15	11	13	4	5	83	66.1
vs Clemson	12/09/2023	66-74	L	24-58	.414	7-27	.259	19-24	.792	13	30	43	31.9	24	18	13	5	5	74	67.1
vs Arizona St.	12/16/2023	79-59	W	20-52	.385	5-20	.250	14-21	.667	7	26	33	32.0	14	11	19	6	7	59	66.2
vs Old Dominion	12/21/2023	111-87	W	29-62	.468	8-24	.333	21-29	.724	9	13	22	31.0	25	8	16	3	13	87	68.3
vs Nevada	12/22/2023	75-88	L	26-50	.520	8-17	.471	28-35	.800	7	19	26	30.5	21	12	8	1	8	88	70.1
at Hawaii	12/24/2023	65-51	W	18-54	.333	7-28	.250	8-11	.727	8	27	35	30.9	16	8	19	4	5	51	68.5
Tex. A&M-Commerce	01/01/2024	77-42	W	19-59	.322	2-22	.091	2-6	.333	9	20	29	30.8	21	12	16	4	9	42	66.5
at Kansas	01/06/2024	81-83	L	32-60	.533	5-14	.357	14-19	.737	16	24	40	31.4	14	18	18	2	5	83	67.6
Oklahoma	01/10/2024	80-71	W	26-58	.448	7-25	.280	12-17	.706	9	29	38	31.9	20	19	14	2	2	71	67.9
Houston	01/13/2024	68-67	W	27-64	.422	4-18	.222	9-13	.692	14	24	38	32.3	24	15	7	7	7	67	67.8
at Cincinnati	01/16/2024	77-81	Lot	32-61	.525	6-16	.375	11-21	.524	9	26	35	32.4	15	17	15	6	8	81	68.6
Iowa St.	01/20/2024	72-73	L	29-62	.468	7-21	.333	8-13	.615	12	12	24	31.9	18	18	13	4	18	73	68.8
at Oklahoma St.	01/23/2024	74-69	W	21-51	.412	10-27	.370	17-24	.708	6	22	28	31.7	18	10	5	1	3	69	68.8
at Baylor	01/27/2024	105-102	Wot3	35-73	.479	5-22	.227	27-38	.711	17	27	44	32.4	18	21	17	2	5	102	70.5
Texas Tech	01/30/2024	85-78	W	27-52	.519	14-28	.500	10-14	.714	4	23	27	32.1	21	23	13	2	3	78	70.9
Texas	02/03/2024	66-77	L	29-57	.509	6-12	.500	13-15	.867	14	20	34	32.2	14	14	16	5	11	77	71.1
at Iowa St.	02/10/2024	59-71	L	24-48	.500	8-19	.421	15-18	.833	5	20	25	31.9	16	20	10	6	5	71	71.1
West Virginia	02/12/2024	81-65	W	21-54	.389	8-24	.333	15-18	.833	9	26	35	32.0	16	13	19	4	3	65	70.9
at Kansas St.	02/17/2024	75-72	W	23-48	.479	1-15	.067	25-29	.862	7	20	27	31.8	21	10	14	5	6	72	70.9
at Texas Tech	02/20/2024	81-82	L	26-66	.394	6-22	.273	24-28	.857	14	22	36	32.0	17	14	9	2	10	82	71.3
Cincinnati	02/24/2024	75-57	W	22-53	.415	5-14	.357	8-14	.571	8	24	32	32.0	12	13	17	6	7	57	70.8
Total		1912		682-1551	.440	172-537	.320	376-532	.707	267	596	863	32.0	478	386	407	97	187	1912	70.8
TCU		2194		798-1663	.480	176-494	.356	422-583	.724	335	675	1010	37.4	468	478	347	105	248	2194	81.3

Opponents Averages

Games Played	Points/game	FG Pct	3FG Pct	FT Pct	Rebounds/game	Assists/game	Turnovers/game	Assist/Turnover ratio	Steals/game	Blocks/game
27	70.8	44.0	32.0	70.7	32.0	14.3	15.1	0.9	6.9	3.6

POINTS-REBOUNDS-ASSISTS

Opponent	Date	Score		0	2	3	4	5	8	11	12	21	22	30
				PEAVY,MICA	MILLER,EMA	ANDERSON I	NELSON JR.	O'BANNON,C	UDEH JR.,E	TENNYSON,T	CORK,XAVIE	COLES,JAKO	LUNDBLADE,	FORD,DARIU
Southern U.	11/06/2023	108-75	W	21-4-4	9-9-4	15-1-5	14-3-6	9-1-1	0-2-0	13-2-2	8-6-2	17-7-3	0-1-0	0-0-0
Omaha	11/09/2023	82-60	W	10-4-3	17-7-2	4-1-5	10-2-2	4-4-1	2-11-2	3-2-0	4-5-2	21-6-2	0-0-0	DNP
UTRGV	11/14/2023	88-55	W	10-2-4	11-5-2	15-1-2	15-3-4	5-7-2	0-5-0	6-1-6	4-2-0	16-4-2	0-0-0	0-0-0
Mississippi Val.	11/17/2023	86-52	W	12-4-4	13-4-5	12-0-3	13-1-2	10-5-3	5-8-0	8-1-0	6-4-1	7-5-1	0-0-1	0-0-0
Alcorn	11/21/2023	93-74	W	11-4-3	13-6-3	7-4-5	6-2-1	4-3-1	4-2-0	7-3-3	9-1-0	20-4-2	0-0-0	0-1-1
Houston Christian	11/27/2023	101-64	W	15-5-4	19-3-3	9-2-5	15-5-10	DNP	5-2-0	8-2-0	4-2-1	12-6-2	5-1-0	5-1-0
at Georgetown	12/02/2023	84-83	W	6-2-4	29-5-2	11-7-2	9-3-4	2-1-1	0-1-0	8-0-1	0-1-1	17-5-1	DNP	DNP
vs Clemson	12/09/2023	66-74	L	12-8-1	16-6-2	2-0-2	10-3-2	8-0-0	4-10-0	5-1-1	1-1-0	6-4-2	DNP	DNP
vs Arizona St.	12/16/2023	79-59	W	13-12-10	18-6-2	6-2-7	11-2-1	5-7-0	8-5-0	8-2-2	2-0-0	2-3-2	DNP	DNP
vs Old Dominion	12/21/2023	111-87	W	7-4-2	21-7-3	9-0-1	16-2-6	25-3-1	6-4-2	3-2-1	5-4-2	9-10-2	DNP	0-0-0
vs Nevada	12/22/2023	75-88	L	11-2-0	24-8-2	11-3-2	4-2-3	1-3-2	6-1-0	5-0-0	7-3-0	4-7-4	DNP	DNP
at Hawaii	12/24/2023	65-51	W	9-7-0	8-7-2	6-1-0	13-1-2	DNP	4-3-1	10-5-2	9-8-1	6-4-1	DNP	DNP
Tex. A&M-Commerce	01/01/2024	77-42	W	11-4-5	10-5-4	13-2-4	8-5-0	DNP	13-18-1	11-4-5	7-3-1	DNP	DNP	0-0-0
at Kansas	01/06/2024	81-83	L	10-5-2	20-5-2	7-2-4	10-1-4	2-4-1	2-4-0	24-1-3	4-2-1	DNP	DNP	DNP
Oklahoma	01/10/2024	80-71	W	5-4-0	27-9-1	15-1-5	13-7-4	11-2-1	3-2-0	2-5-1	2-2-1	DNP	DNP	DNP
Houston	01/13/2024	68-67	W	7-5-3	13-3-5	11-1-6	9-3-3	3-4-0	4-9-0	12-2-0	6-3-0	3-0-1	DNP	DNP
at Cincinnati	01/16/2024	77-81	Lot	11-5-2	15-3-5	3-2-6	13-5-4	0-0-0	11-9-1	17-3-2	0-0-0	7-3-0	DNP	DNP
Iowa St.	01/20/2024	72-73	L	11-9-2	10-5-4	7-5-2	6-1-0	2-2-1	8-5-0	19-3-3	0-1-0	9-1-1	DNP	DNP
at Oklahoma St.	01/23/2024	74-69	W	16-5-1	21-11-4	15-3-4	3-2-0	3-1-0	0-7-1	5-2-0	9-3-0	2-2-1	DNP	DNP
at Baylor	01/27/2024	105-102	Wot3	18-5-1	21-5-2	6-4-5	30-1-2	11-3-0	2-7-0	15-2-3	0-2-0	2-4-3	DNP	DNP
Texas Tech	01/30/2024	85-78	W	18-5-4	11-5-3	3-3-3	10-4-3	2-3-1	4-7-1	23-3-2	2-1-0	12-0-0	DNP	DNP
Texas	02/03/2024	66-77	L	9-3-3	15-5-2	13-2-4	3-1-2	0-0-0	2-0-0	10-2-4	4-1-2	10-2-0	DNP	DNP
at Iowa St.	02/10/2024	59-71	L	2-2-3	18-6-1	5-0-4	6-1-3	4-3-0	3-5-0	3-4-2	4-1-2	14-2-0	DNP	DNP
West Virginia	02/12/2024	81-65	W	9-7-5	14-4-4	1-2-5	14-5-2	6-2-0	6-2-0	14-0-2	6-4-0	11-5-2	DNP	DNP
at Kansas St.	02/17/2024	75-72	W	26-9-2	10-1-0	4-1-1	9-0-7	3-0-1	3-3-0	7-4-1	7-4-1	2-3-0	DNP	DNP
at Texas Tech	02/20/2024	81-82	L	10-5-3	15-12-1	15-5-4	14-2-3	3-2-1	DNP	2-3-1	2-2-0	10-6-2	DNP	DNP
Cincinnati	02/24/2024	75-57	W	4-4-1	18-6-6	9-1-1	9-6-3	0-1-0	DNP	8-3-3	2-1-1	18-2-2	DNP	0-0-0

Opponent	Date	Score		33	35	44
				STUART,TRE	DESPIE,COL	MOSTAFA,ES
Southern U.	11/06/2023	108-75	W	0-0-0	0-0-0	2-1-1
Omaha	11/09/2023	82-60	W	DNP	DNP	7-6-0
UTRGV	11/14/2023	88-55	W	0-0-1	0-0-0	6-9-1
Mississippi Val.	11/17/2023	86-52	W	0-0-0	0-0-0	0-1-1
Alcorn	11/21/2023	93-74	W	0-0-0	2-0-1	10-5-0
Houston Christian	11/27/2023	101-64	W	0-0-0	0-0-0	4-1-1
at Georgetown	12/02/2023	84-83	W	DNP	DNP	2-6-1
vs Clemson	12/09/2023	66-74	L	DNP	DNP	2-5-0
vs Arizona St.	12/16/2023	79-59	W	DNP	DNP	6-1-0
vs Old Dominion	12/21/2023	111-87	W	0-0-0	0-0-0	10-4-1
vs Nevada	12/22/2023	75-88	L	DNP	DNP	2-1-0
at Hawaii	12/24/2023	65-51	W	DNP	DNP	DNP
Tex. A&M-Commerce	01/01/2024	77-42	W	0-0-0	0-0-0	4-10-1
at Kansas	01/06/2024	81-83	L	DNP	DNP	2-2-0
Oklahoma	01/10/2024	80-71	W	DNP	DNP	2-1-1
Houston	01/13/2024	68-67	W	DNP	DNP	0-0-0
at Cincinnati	01/16/2024	77-81	Lot	DNP	DNP	0-4-0
Iowa St.	01/20/2024	72-73	L	DNP	DNP	0-2-0
at Oklahoma St.	01/23/2024	74-69	W	DNP	DNP	0-0-0
at Baylor	01/27/2024	105-102	Wot3	DNP	DNP	0-0-0
Texas Tech	01/30/2024	85-78	W	DNP	DNP	0-1-0
Texas	02/03/2024	66-77	L	DNP	DNP	0-0-0
at Iowa St.	02/10/2024	59-71	L	DNP	DNP	0-1-0
West Virginia	02/12/2024	81-65	W	DNP	DNP	DNP
at Kansas St.	02/17/2024	75-72	W	DNP	DNP	4-4-0
at Texas Tech	02/20/2024	81-82	L	DNP	DNP	10-8-1
Cincinnati	02/24/2024	75-57	W	0-0-0	0-0-0	7-6-1

TCU TEAM HIGHS

TCU - Game Highs

POINTS	111 108 105 101 93	vs Old Dominion (N) (12/21/2023) Southern U. (11/06/2023) at Baylor (01/27/2024) Houston Christian (11/27/2023) Alcorn (11/21/2023)
FIELD GOALS MADE	43 40	Southern U. (11/06/2023) at Baylor (01/27/2024)
FIELD GOAL ATTEMPTS	76 72	at Baylor (01/27/2024) at Cincinnati (01/16/2024)
FIELD GOAL PERCENTAGE	.614 (43-70) .582 (39-67)	Southern U. (11/06/2023) Houston Christian (11/27/2023)
3 PT FG MADE	11 11	Texas Tech (01/30/2024) at Cincinnati (01/16/2024)
3 PT FG ATTEMPTS	27 25	Alcorn (11/21/2023) at Cincinnati (01/16/2024)
3 PT FG PERCENTAGE	.600 (6-10) .583 (7-12)	at Hawaii (12/24/2023) Texas (02/03/2024)
FREE THROWS MADE	32 30	Alcorn (11/21/2023) vs Old Dominion (N) (12/21/2023)
FREE THROW ATTEMPTS	39 38	Alcorn (11/21/2023) vs Old Dominion (N) (12/21/2023)
FREE THROW PERCENTAGE	.933 (14-15) .909 (10-11)	Cincinnati (02/24/2024) UTRGV (11/14/2023)
REBOUNDS	55 52	Tex. A&M-Commerce (01/01/2024) Omaha (11/09/2023)
ASSISTS	28 26	Southern U. (11/06/2023) Houston Christian (11/27/2023)
STEALS	17 16	Houston Christian (11/27/2023) at Kansas (01/06/2024)
BLOCKED SHOTS	9 9 9	Houston Christian (11/27/2023) UTRGV (11/14/2023) Southern U. (11/06/2023)
TURNOVERS	27 19	Iowa St. (01/20/2024) at Cincinnati (01/16/2024)
FOULS	26 24 24	vs Nevada (N) (12/22/2023) at Baylor (01/27/2024) vs Old Dominion (N) (12/21/2023)

OPPONENT TEAM HIGHS

Opponent - Game Highs

POINTS	102 88 87 83 83	at Baylor (01/27/2024) vs Nevada (N) (12/22/2023) vs Old Dominion (N) (12/21/2023) at Kansas (01/06/2024) at Georgetown (12/02/2023)
FIELD GOALS MADE	35 32 32	at Baylor (01/27/2024) at Cincinnati (01/16/2024) at Kansas (01/06/2024)
FIELD GOAL ATTEMPTS	73 66	at Baylor (01/27/2024) at Texas Tech (02/20/2024)
FIELD GOAL PERCENTAGE	.533 (32-60) .525 (32-61)	at Kansas (01/06/2024) at Cincinnati (01/16/2024)
3 PT FG MADE	14 12	Texas Tech (01/30/2024) at Georgetown (12/02/2023)
3 PT FG ATTEMPTS	28 28	Texas Tech (01/30/2024) at Hawaii (12/24/2023)
3 PT FG PERCENTAGE	.500 (14-28) .500 (6-12)	Texas Tech (01/30/2024) Texas (02/03/2024)
FREE THROWS MADE	27 28	vs Nevada (N) (12/22/2023) at Baylor (01/27/2024)
FREE THROW ATTEMPTS	38 35	at Baylor (01/27/2024) vs Nevada (N) (12/22/2023)
FREE THROW PERCENTAGE	.867 (13-15) .862 (25-29)	Texas (02/03/2024) at Kansas St. (02/17/2024)
REBOUNDS	44 43	at Baylor (01/27/2024) vs Clemson (N) (12/09/2023)
ASSISTS	23 21	Texas Tech (01/30/2024) at Baylor (01/27/2024)
STEALS	18 13	Iowa St. (01/20/2024) vs Old Dominion (N) (12/21/2023)
BLOCKED SHOTS	7 7	Houston (01/13/2024) UTRGV (11/14/2023)
TURNOVERS	24 21 21	Houston Christian (11/27/2023) Mississippi Val. (11/17/2023) UTRGV (11/14/2023)
FOULS	25 25	vs Old Dominion (N) (12/21/2023) Alcorn (11/21/2023)

TCU TEAM LOWS

TCU - Game Lows

POINTS	59 65 66 66 68	at Iowa St. (02/10/2024) at Hawaii (12/24/2023) Texas (02/03/2024) vs Clemson (N) (12/09/2023) Houston (01/13/2024)
FIELD GOALS MADE	19 22	vs Clemson (N) (12/09/2023) Houston (01/13/2024)
FIELD GOAL ATTEMPTS	46 51	Iowa St. (01/20/2024) Houston (01/13/2024)
FIELD GOAL PERCENTAGE	.322 (19-59) .417 (30-72)	vs Clemson (N) (12/09/2023) at Cincinnati (01/16/2024)
3 PT FG MADE	3 3 3 3 3	at Oklahoma St. (01/23/2024) Tex. A&M-Commerce (01/01/2024) vs Nevada (N) (12/22/2023) vs Clemson (N) (12/09/2023) Omaha (11/09/2023)
3 PT FG ATTEMPTS	10 12	at Hawaii (12/24/2023) Texas (02/03/2024)
3 PT FG PERCENTAGE	.188 (3-16) .200 (3-15) .200 (3-15) .200 (3-15)	vs Clemson (N) (12/09/2023) at Oklahoma St. (01/23/2024) Tex. A&M-Commerce (01/01/2024) Omaha (11/09/2023)
FREE THROWS MADE	5 6	Texas (02/03/2024) at Cincinnati (01/16/2024)
FREE THROW ATTEMPTS	7 10	Texas (02/03/2024) Omaha (11/09/2023)
FREE THROW PERCENTAGE	.500 (12-24) .500 (8-16) .500 (6-12)	Tex. A&M-Commerce (01/01/2024) at Iowa St. (02/10/2024) at Cincinnati (01/16/2024)
REBOUNDS	21 28	Texas (02/03/2024) at Kansas (01/06/2024)
ASSISTS	9 10	at Hawaii (12/24/2023) vs Clemson (N) (12/09/2023)
STEALS	3 3	at Oklahoma St. (01/23/2024) Houston (01/13/2024)
BLOCKED SHOTS	0 1	vs Nevada (N) (12/22/2023) Texas Tech (01/30/2024)
TURNOVERS	6 7	Houston Christian (11/27/2023) Oklahoma (01/10/2024)
FOULS	7 10 10	Tex. A&M-Commerce (01/01/2024) Cincinnati (02/24/2024) Houston Christian (11/27/2023)

OPPONENT TEAM LOWS

Opponent - Game Lows

POINTS	42 51 52 55 57	Tex. A&M-Commerce (01/01/2024) at Hawaii (12/24/2023) Mississippi Val. (11/17/2023) UTRGV (11/14/2023) Cincinnati (02/24/2024)
FIELD GOALS MADE	18 19	at Hawaii (12/24/2023) Tex. A&M-Commerce (01/01/2024)
FIELD GOAL ATTEMPTS	48 48	at Kansas St. (02/17/2024) at Iowa St. (02/10/2024)
FIELD GOAL PERCENTAGE	.322 (19-59) .333 (18-54)	Tex. A&M-Commerce (01/01/2024) at Hawaii (12/24/2023)
3 PT FG MADE	1 2 2	at Kansas St. (02/17/2024) Tex. A&M-Commerce (01/01/2024) UTRGV (11/14/2023)
3 PT FG ATTEMPTS	11 11	Mississippi Val. (11/17/2023) UTRGV (11/14/2023)
3 PT FG PERCENTAGE	.067 (1-15) .091 (2-22)	at Kansas St. (02/17/2024) Tex. A&M-Commerce (01/01/2024)
FREE THROWS MADE	2 6	Tex. A&M-Commerce (01/01/2024) Houston Christian (11/27/2023)
FREE THROW ATTEMPTS	6 8	Tex. A&M-Commerce (01/01/2024) Houston Christian (11/27/2023)
FREE THROW PERCENTAGE	.333 (2-6) .455 (10-22)	Tex. A&M-Commerce (01/01/2024) Omaha (11/09/2023)
REBOUNDS	22 24	vs Old Dominion (N) (12/21/2023) Iowa St. (01/20/2024)
ASSISTS	7 8 8	Mississippi Val. (11/17/2023) at Hawaii (12/24/2023) vs Old Dominion (N) (12/21/2023)
STEALS	2 3 3 3	Oklahoma (01/10/2024) West Virginia (02/12/2024) Texas Tech (01/30/2024) at Oklahoma St. (01/23/2024)
BLOCKED SHOTS	1 1 1 1	at Oklahoma St. (01/23/2024) vs Nevada (N) (12/22/2023) Alcorn (11/21/2023) Mississippi Val. (11/17/2023)
TURNOVERS	5 7	at Oklahoma St. (01/23/2024) Houston (01/13/2024)
FOULS	10 12	Omaha (11/09/2023) Cincinnati (02/24/2024)

TCU INDIVIDUAL HIGHS

TCU - Individual Game Highs

POINTS	30	Jameer Nelson Jr. at Baylor (01/27/2024)
	29	Emanuel Miller at Georgetown (12/02/2023)
	27	Micah Peavy at Oklahoma (01/10/2024)
	26	Micah Peavy at Kansas St. (02/17/2024)
	25	Chuck O'Bannon vs Old Dominion (N) (12/21/2023)
FIELD GOALS MADE	12	Emanuel Miller at Georgetown (12/02/2023)
	11	Jameer Nelson Jr. at Baylor (01/27/2024)
	11	Emanuel Miller vs Oklahoma (01/10/2024)
FIELD GOAL ATTEMPTS	18	Jameer Nelson Jr. at Baylor (01/27/2024)
	18	Emanuel Miller at Georgetown (12/02/2023)
FIELD GOAL PERCENTAGE (min 5 made)	.875 (7-8)	JaKobe Coles vs Omaha (11/09/2023)
	.833 (5-6)	Essam Mostafa at Texas Tech (02/20/2024)
3 PT FG MADE	6	Trevian Tennyson at Kansas (01/06/2024)
	6	Chuck O'Bannon vs Old Dominion (N) (12/21/2023)
3 PT FG ATTEMPTS	8	Trevian Tennyson vs West Virginia (02/12/2024)
	8	Trevian Tennyson vs Texas Tech (01/30/2024)
	8	Trevian Tennyson at Cincinnati (01/16/2024)
	8	Trevian Tennyson at Kansas (01/06/2024)
3 PT FG PERCENTAGE (min 2 made)	1.000 (4-4)	Micah Peavy vs Texas Tech (01/30/2024)
	1.000 (3-3)	JaKobe Coles at Iowa St. (02/10/2024)
	1.000 (2-2)	Jameer Nelson Jr. vs Texas Tech (01/30/2024)
	1.000 (2-2)	Emanuel Miller vs Houston (01/13/2024)
	1.000 (2-2)	Chuck O'Bannon vs Clemson (N) (12/09/2023)
	1.000 (2-2)	JaKobe Coles vs Omaha (11/09/2023)
	1.000 (2-2)	Jameer Nelson Jr. vs Southern U. (11/06/2023)
FREE THROWS MADE	13	Emanuel Miller vs Nevada (N) (12/22/2023)
	9	Jameer Nelson Jr. vs Old Dominion (N) (12/21/2023)
FREE THROW ATTEMPTS	14	Emanuel Miller vs Nevada (N) (12/22/2023)
	12	Ernest Udeh Jr. vs Tex. A&M-Commerce (01/01/2024)
FREE THROW PERCENTAGE (min 3 made)	1.000 (6-6)	Emanuel Miller vs Cincinnati (02/24/2024)
	1.000 (6-6)	Jameer Nelson Jr. at Hawaii (12/24/2023)
	1.000 (6-6)	Emanuel Miller vs Arizona St. (N) (12/16/2023)
	1.000 (5-5)	Emanuel Miller at Texas Tech (02/20/2024)
	1.000 (5-5)	Trevian Tennyson vs Texas Tech (01/30/2024)
	1.000 (5-5)	Avery Anderson III vs Alcorn (11/21/2023)
	1.000 (5-5)	JaKobe Coles vs Omaha (11/09/2023)
	1.000 (5-5)	JaKobe Coles vs Southern U. (11/06/2023)
	1.000 (4-4)	JaKobe Coles vs Cincinnati (02/24/2024)
	1.000 (4-4)	JaKobe Coles vs Texas Tech (01/30/2024)
	1.000 (4-4)	Emanuel Miller vs Iowa St. (01/20/2024)
	1.000 (4-4)	Trevian Tennyson vs Iowa St. (01/20/2024)
	1.000 (4-4)	Chuck O'Bannon vs Oklahoma (01/10/2024)
	1.000 (4-4)	Micah Peavy vs Clemson (N) (12/09/2023)
	1.000 (4-4)	Jameer Nelson Jr. vs Houston Christian (11/27/2023)
	1.000 (4-4)	Emanuel Miller vs Houston Christian (11/27/2023)
	1.000 (4-4)	Chuck O'Bannon vs Alcorn (11/21/2023)
	1.000 (4-4)	Jameer Nelson Jr. vs Alcorn (11/21/2023)
	1.000 (3-3)	Essam Mostafa vs Cincinnati (02/24/2024)
	1.000 (3-3)	Chuck O'Bannon at Texas Tech (02/20/2024)
REBOUNDS	18	Ernest Udeh Jr. vs Tex. A&M-Commerce (01/01/2024)
	12	Emanuel Miller at Texas Tech (02/20/2024)
	12	Micah Peavy vs Arizona St. (N) (12/16/2023)
ASSISTS	10	Micah Peavy vs Arizona St. (N) (12/16/2023)
STEALS	6	Avery Anderson III at Kansas (01/06/2024)
	5	Ernest Udeh Jr. at Cincinnati (01/16/2024)
	5	Jameer Nelson Jr. vs Mississippi Val. (11/17/2023)
	5	Jameer Nelson Jr. vs Southern U. (11/06/2023)
BLOCKED SHOTS	4	Jameer Nelson Jr. vs West Virginia (02/12/2024)
	3	Micah Peavy at Kansas St. (02/17/2024)
	3	Ernest Udeh Jr. vs Tex. A&M-Commerce (01/01/2024)
	3	Chuck O'Bannon vs UTRGV (11/14/2023)
	3	Ernest Udeh Jr. vs Southern U. (11/06/2023)
TURNOVERS	7	Avery Anderson III vs Iowa St. (01/20/2024)
	6	Avery Anderson III at Cincinnati (01/16/2024)
FOULS	5	Avery Anderson III vs Old Dominion (N) (12/21/2023)
	5	JaKobe Coles vs Clemson (N) (12/09/2023)
	5	Chuck O'Bannon vs Southern U. (11/06/2023)

OPPONENT INDIVIDUAL HIGHS

Opponent - Individual Game Highs

POINTS	30	Hunter Dickinson at Kansas (01/06/2024)
	25	Pop Isaacs vs Texas Tech (01/30/2024)
	25	Yves Missi at Baylor (01/27/2024)
	25	Jarod Lucas vs Nevada (N) (12/22/2023)
	25	Vasean Alletette vs Old Dominion (N) (12/21/2023)
FIELD GOALS MADE	13	Hunter Dickinson at Kansas (01/06/2024)
	10	Yves Missi at Baylor (01/27/2024)
	10	J'Wan Roberts vs Houston (01/13/2024)
	10	Jay Alvarez vs Houston Christian (11/27/2023)
FIELD GOAL ATTEMPTS	20	Hunter Dickinson at Kansas (01/06/2024)
	20	Jay Alvarez vs Houston Christian (11/27/2023)
FIELD GOAL PERCENTAGE (min 5 made)	.875 (7-8)	KJ Adams, Jr. at Kansas (01/06/2024)
	.857 (6-7)	Warren Washington vs Texas Tech (01/30/2024)
3 PT FG MADE	6	Brandon Davis vs Southern U. (11/06/2023)
	5	Chance McMillian vs Texas Tech (01/30/2024)
	5	Pop Isaacs vs Texas Tech (01/30/2024)
	5	Javian McCollum vs Oklahoma (01/10/2024)
3 PT FG ATTEMPTS	11	Pop Isaacs vs Texas Tech (01/30/2024)
	11	Brandon Davis vs Southern U. (11/06/2023)
3 PT FG PERCENTAGE (min 2 made)	1.000 (2-2)	Brock Cunningham vs Texas (02/03/2024)
	1.000 (2-2)	Daniel Foster vs Nevada (N) (12/22/2023)
FREE THROWS MADE	13	Jarod Lucas vs Nevada (N) (12/22/2023)
	12	Tyler Perry at Kansas St. (02/17/2024)
FREE THROW ATTEMPTS	13	Jarod Lucas vs Nevada (N) (12/22/2023)
	12	Pop Isaacs at Texas Tech (02/20/2024)
	12	Tyler Perry at Kansas St. (02/17/2024)
FREE THROW PERCENTAGE (min 3 made)	1.000 (13-13)	Jarod Lucas vs Nevada (N) (12/22/2023)
	1.000 (12-12)	Tyler Perry at Kansas St. (02/17/2024)
	1.000 (7-7)	Max Abmas vs Texas (02/03/2024)
	1.000 (7-7)	Adam Miller vs Arizona St. (N) (12/16/2023)
	1.000 (5-5)	Joe Toussaint at Texas Tech (02/20/2024)
	1.000 (5-5)	Noel Coleman at Hawaii (12/24/2023)
	1.000 (4-4)	Jesse Edwards vs West Virginia (02/12/2024)
	1.000 (4-4)	Pop Isaacs vs Texas Tech (01/30/2024)
	1.000 (4-4)	Joe Toussaint vs Texas Tech (01/30/2024)
	1.000 (4-4)	Jalon Moore vs Oklahoma (01/10/2024)
	1.000 (4-4)	Dajuan Harris Jr. at Kansas (01/06/2024)
	1.000 (4-4)	Jason Wade vs Old Dominion (N) (12/21/2023)
	1.000 (4-4)	R.J. Blakney vs Old Dominion (N) (12/21/2023)
	1.000 (4-4)	Ismail Massoud at Georgetown (12/02/2023)
	1.000 (3-3)	Kevin Walton at Texas Tech (02/20/2024)
	1.000 (3-3)	Darrion Williams at Texas Tech (02/20/2024)
	1.000 (3-3)	Dylan Disu vs Texas (02/03/2024)
REBOUNDS	13	J'Wan Roberts vs Houston (01/13/2024)
	11	Dillon Mitchell vs Texas (02/03/2024)
	11	Hunter Dickinson at Kansas (01/06/2024)
	11	Bonke Maring vs Houston Christian (11/27/2023)
ASSISTS	10	RayJ Dennis at Baylor (01/27/2024)
	10	Milos Uzan vs Oklahoma (01/10/2024)
STEALS	7	Curtis Jones vs Iowa St. (01/20/2024)
	4	Milan Momciloic vs Iowa St. (01/20/2024)
	4	Vasean Alletette vs Old Dominion (N) (12/21/2023)
BLOCKED SHOTS	4	J'Wan Roberts vs Houston (01/13/2024)
	3	David N'Guessan at Kansas St. (02/17/2024)
	3	PJ Hall vs Clemson (N) (12/09/2023)
	3	Hissan Abdul-Halim vs UTRGV (11/14/2023)
TURNOVERS	8	Joe Toussaint vs Texas Tech (01/30/2024)
	6	Kerr Kriisa vs West Virginia (02/12/2024)
	6	Javian McCollum vs Oklahoma (01/10/2024)
	6	Frankie Collins vs Arizona St. (N) (12/16/2023)
	6	Byron Joshua vs Alcorn (11/21/2023)
	6	Donovan Sanders vs Mississippi Val. (11/17/2023)
	6	Biko Johnson vs Omaha (11/09/2023)
FOULS	5	Aziz Bandaogo at Cincinnati (01/16/2024)
	5	Alonzo Gaffney vs Arizona St. (N) (12/16/2023)
	5	PJ Hall vs Clemson (N) (12/09/2023)
	5	Bonke Maring vs Houston Christian (11/27/2023)
	5	Jeremiah Kendall vs Alcorn (11/21/2023)

SPECIALTY STATS

TCU/OPP

	In Paint	Off T/O	2nd Chance	Fast Break	Bench
Southern	58/28	22/10	19/11	24/8	47/42
Omaha	50/18	20/12	23/3	18/17	22/14
UTRGV	42/40	26/8	20/4	25/6	36/5
Mississippi Valley State	44/34	30/10	8/9	43/10	36/13
Alcorn State	36/36	15/18	11/14	37/13	39/31
Houston Christian	60/44	34/6	2/10	36/8	35/15
at Georgetown	44/20	21/11	21/15	20/10	23/23
vs. Clemson	24/30	15/11	13/12	19/10	18/15
vs. Arizona State	44/30	26/11	13/3	21/9	27/19
vs. Old Dominion	50/38	21/18	23/15	23/26	52/29
vs. Nevada	34/26	8/21	11/13	19/7	26/12
at Hawai'i	34/20	17/9	7/11	10/0	28/22
Texas AGM Commerce	50/34	22/12	16/11	34/8	19/22
at Kansas	30/42	22/8	15/15	14/10	18/9
Oklahoma	28/34	28/34	14/11	14/10	28/18
Houston	28/40	7/13	9/13	8/8	21/21
at Cincinnati (OT)	30/50	12/19	18/11	13/17	20/9
Iowa State	28/40	13/36	6/14	22/15	17/15
at Oklahoma State	46/20	6/13	7/6	10/5	17/27
at Baylor (3OT)	42/50	16/11	13/12	15/11	43/22
Texas Tech	24/22	13/13	14/0	17/13	26/19
Texas	28/44	18/13	5/17	16/13	17/15
at Iowa State	22/28	12/12	9/9	6/9	28/23
West Virginia	44/18	26/8	15/4	18/12	24/5
at Kansas State	30/44	13/19	20/8	9/7	20/25
Cincinnati	26/28	16/3	6/5	25/4	33/15

Totals	976/878	479/359	1,038/257	516/266	720/485
Times Led	14/11	17/7	16/8	22/3	21/3
TCU High	60	34	23	43	52

GAME-BY-GAME STARTERS

Different starting lineups: 5

Players who have at least one start: 8

Opponent	Date	Score	W/L	Guard	Guard	Guard/Forward	Forward	Center	Record	W/ Lineup
Southern	11-6-23	108-75	W	Nelson	Peavy	Coles	Miller	Udeh	-	-
Omaha	11-9-23	82-60	W	Nelson	Peavy	Coles	Miller	Udeh	-	-
UTRGV	11-14-23	88-55	W	Nelson	Peavy	Coles	Miller	Udeh	-	-
MVSVU	11-17-23	86-52	W	Nelson	Peavy	Coles	Miller	Udeh	-	-
Acorn	11-21-23	93-74	W	Nelson	Peavy	Coles	Miller	Udeh	-	-
HCU	11-27-23	101-64	W	Nelson	Peavy	Coles	Miller	Udeh	-	-
Georgetown	12-2-23	84-83	W	Nelson	Peavy	Coles	Miller	Udeh	-	-
vs. Clemson	12-9-23	66-74	L	Nelson	Peavy	Coles	Miller	Udeh	-	-
vs. ASU	12-16-23	79-59	W	Nelson	Peavy	Coles	Miller	Udeh	-	-
vs. Old Dom.	12-21-23	111-87	W	Nelson	Peavy	Coles	Miller	Udeh	-	-
vs. Nevada	12-22-23	88-75	L	Nelson	Peavy	Coles	Miller	Udeh	9-2	-
at Hawai'i	12-24-23	65-51	W	Anderson	Peavy	Tennyson	Miller	Udeh	-	-
TAMUC	1-1-24	77-42	W	Anderson	Peavy	Tennyson	Miller	Udeh	-	-
at Kansas	1-6-24	83-81	L	Anderson	Peavy	Tennyson	Miller	Udeh	-	-
Oklahoma	1-10-24	80-71	W	Anderson	Peavy	Tennyson	Miller	Udeh	-	-
Houston	1-13-24	68-67	W	Anderson	Peavy	Tennyson	Miller	Udeh	-	-
at Cincinnati	1-16-24	81-77	L	Anderson	Peavy	Tennyson	Miller	Udeh	-	-
Iowa State	1-20-24	73-72	L	Anderson	Peavy	Tennyson	Miller	Udeh	-	-
at Okla. St.	1-23-24	74-69	W	Anderson	Peavy	Tennyson	Miller	Udeh	-	-
at Baylor	1-27-24	105-102	W	Anderson	Peavy	Tennyson	Miller	Udeh	-	-
Texas Tech	1-30-24	85-78	W	Anderson	Peavy	Tennyson	Miller	Udeh	-	-
Texas	2-3-24	77-66	L	Anderson	Peavy	Tennyson	Miller	Udeh	-	-
at Iowa State	2-10-24	71-59	L	Anderson	Peavy	Tennyson	Miller	Udeh	7-5	-
West Virginia	2-12-24	81-65	W	Nelson	Peavy	Tennyson	Miller	Udeh	-	-
at K-State	2-17-24	75-72	W	Nelson	Peavy	Tennyson	Miller	Udeh	2-0	-
at Texas Tech	2-20-24	82-81	L	Nelson	Peavy	Tennyson	Miller	Cork	0-1	-
Baylor	2-24-24	75-57	W	Nelson	Peavy	Anderson	Miller	Cork	1-0	-

CAREER DOUBLE-DOUBLES

Avery Anderson - 1	
16 P, 10 R	Texas (2/6/21)
Xavier Cork - 4	
14 P, 10 R	vs. The Citadel (3/5/21)
14 P, 10 R	Mercer (2/27/21)
10 P, 10 R	Piedmont College (11/30/20)
22 P, 14 R	at North Carolina A&T (12/12/20)
Jameer Nelson Jr. - 6	
15 P, 10 A	Houston Christian (11/27/23)
15 P, 10 R	Elon (12/31/22)
14 P, 11 R	at William and Mary (2/19/22)
29 P, 10 R	vs Jona (12/21/21)
13 P, 11 R	at Temple (11/27/21)
12 P, 10 R	Davidson (1/29/20)
Emanuel Miller - 17	
15 P, 12 R	at Texas Tech (2/20/24)
21 P, 11 R	at Oklahoma State (1/23/24)
20 P, 10 R	Texas (3/1/23)
14 P, 12 R	at Texas Tech (2/25/23)
20 P, 10 R	Central Arkansas (12/28/22)
18 P, 10 R	Grambling (12/21/21)
15 P, 10 R	vs. Pepperdine (11/24/21)
12 P, 13 R	Southern Miss (11/15/21)
12 P, 13 R	McNeese (11/11/21)
13 P, 10 R	Tarleton St. (12/2/20)
21 P, 10 R	UTRGV (12/6/20)
20 P, 10 R	Southeastern La. (12/15/20)
18 P, 11 R	at Ole Miss (1/23/21)
24 P, 13 R	Mississippi St. (3/3/21)
23 P, 10 R	at Arkansas (3/6/21)
10 P, 13 R	Missouri (2/4/20)
21 P, 10 R	Georgia (2/15/20)
Essam Mostafa- 38	
13 P, 12 R	Arkansas State (2/28/23)
11 P, 12 R	Marshall (2/9/23)
13 P, 10 R	Chicago State, (1/23/23)
19 P, 13 R	South Alabama (1/21/23)
20 P, 11 R	App State (1/19/23)
13 P, 16 R	at Old Dominion (1/12/23)
11 P, 11 R	at App State (1/5/23)
15 P, 13 R	Ga. Southern (12/31/22)
16 P, 11 R	Col. of Charleston (12/19/22)
25 P, 11 R	at South Dakota (12/14/22)
13 P, 10 R	Regent (12/10/22)
21 P, 10 R	UNCW (11/30/22)
14 P, 12 R	South Dakota (11/26/22)
17 P, 16 R	at USC Upstate (11/18/22)
10 P, 12 R	Methodist (11/11/22)
22 P, 12 R	St. Mary's (11/7/22)
23 P, 14 R	FGCU (3/21/22)
10 P, 15 R	vs Ga. Southern (3/3/22)
11 P, 12 R	at Texas State (2/5/22)
12 P, 13 R	Arkansas State (1/29/22)
19 P, 14 R	at Appalachian St. (1/13/22)
20 P, 13 R	Emory & Henry (1/2/22)
13 P, 17 R	La.-Monroe (12/30/21)
19 P, 10 R	Middle Tenn. (12/19/21)
18 P, 10 R	Regent (12/16/21)
24 P, 13 R	Wofford (12/12/21)
23 P, 13 R	South Carolina (12/1/21)
11 P, 11 R	at UNCW (11/18/21)
24 P, 14 R	Ferrum (11/9/21)
22 P, 12 R	vs Stetson (3/23/21)
17 P, 16 R	vs Bryant (3/22/21)
13 P, 11 R	at Troy (2/27/21)
23 P, 12 R	at Troy (2/26/21)
10 P, 14 R	South Alabama (1/9/21)
15 P, 16 R	Georgia St. (1/1/21)
12 P, 15 R	Alice Loyd (12/18/20)
15 P, 12 R	Delaware St. (12/17/20)
25 P, 15 R	Columbia Int'l (12/3/20)
Micah Peavy - 1	
13 P, 12 R, 10 A	Arizona State (12/16/23)
Ernest Udeh Jr. - 1	
13 P, 18 R	vs. Texas AGM Commerce (1/1/24)

LAST TIME IT HAPPENED

WON BY 30 POINTS

TCU +35 (77-42) vs. TAMU-Commerce (1/1/24)
Opp. +36 (82-46) at Oklahoma (1/12/21)

WON IN OVERTIME

TCU 59-58 vs. Oklahoma (1/15/22)
Opp. 81-77 at Cincinnati, OT (1/16/24)

WON IN DOUBLE OVERTIME

TCU 97-89 vs. UT Arlington (11/18/06)
Opp. 99-98 at Texas (1/10/18)

WON IN TRIPLE OVERTIME

TCU 105-102 at Baylor (1/27/24)
Opp. 104-96 at West Virginia (2/26/19)

100 OR MORE POINTS

TCU 105 at Baylor, 3OT (1/27/24)
Opp. 102 at Baylor, 3OT (1/27/24)

50 OR FEWER POINTS

TCU 49 at Texas Tech (3/2/21)
Opp. 42 vs. Texas A&M Commerce (1/1/23)

40 OR FEWER POINTS

TCU 40 at Baylor (1/12/13)
Opp. 40 vs. Oklahoma State (1/11/20)

90 OR MORE POINTS IN A LOSS

TCU 98 (102-98, OT) at Missouri (1/30/21)
Opp. 92 (94-92, OT) at Iowa (3/19/20)

60 OR FEWER POINTS IN A VICTORY

TCU 59 (59-44) at Iowa State (1/22/22)
Opp. 54 (54-51) vs. Iowa State (2/15/22)

60% OR BETTER FIELD GOALS

TCU .614 (43-70) vs. Southern (1/6/23)
Opp. .604 (32-53) at Texas Tech (2/10/20)

30% OR WORSE FIELD GOALS

TCU .267 (12-45) at Texas Tech (2/10/20)
Opp. .288 (15-52) vs. Seton Hall (3/18/22)

90% OR BETTER FREE THROWS (MIN. 10 MADE)

TCU .933 (14-15) vs. Cincinnati (2/24/24)
Opp. 100 (11-11) vs. Texas Tech (2/26/22)

40% OR WORSE FREE THROWS

TCU .333 (6-18) at Iowa State (2/15/23)
Opp. .368 (7-19) vs. Mississippi Valley State (12/18/22)

30 OR MORE FREE THROWS MADE

TCU 32 (32-39) vs. Alcorn State (11/21/23)
Opp. 32 (32-44) vs. St. Bonaventure (11/25/17)

5 OR FEWER FREE THROWS MADE

TCU 5 (5-11) at Kansas (1/28/21)
Opp. 1 (1-4) vs. Sam Houston State (3/20/19)

0 FREE THROWS MADE

TCU 0, at Vanderbuilt (1/27/18)
Opp. 0, vs. Wichita State (12/8/08)

40 OR MORE FREE THROWS ATTEMPTED

TCU 30 (30-37) vs. SMU (12/5/17)
Opp. 44 (32-44) vs. St. Bonaventure (11/25/17)

80%+ 3-POINTERS

TCU .875 (7-8) vs. Stephen F. Austin (12/8/03)
Opp. .833 (10-12) vs. Washington (11/30/16)

70%+ 3-POINTERS

TCU .739 (17-23) at UNLV (3/13/08)
Opp. .700 (7-10) vs. West Virginia (2/9/13)

60%+ 3-POINTERS

TCU .600 (6-10) at Hawaii (12/24/23)
Opp. .688 (11-16) vs. Santa Clara (11/22/21)

0 3-POINTERS

TCU 0 (0-9) vs. Oklahoma State (2/14/15)
Opp. 0 (0-8) vs. Mississippi Valley State (12/18/22)

10+ 3-POINTERS

TCU 11, Texas Tech (1/30/24)
Opp. 14, Texas Tech (1/30/24)

15+ 3-POINTERS

TCU 15, vs. Kansas State (2/15/20)
Opp. 15, at Baylor (2/2/19)

60 OR MORE REBOUNDS

TCU 63, vs. Grambling State (12/30/02)
Opp. 61, at SMU (1/25/97)

50 OR MORE REBOUNDS

TCU 55, vs. Texas A&M Commerce (1/1/24)
Opp. 52, at West Virginia, 3OT (2/26/19)

20 OR MORE OFFENSIVE REBOUNDS

TCU 21, at Texas Tech (2/20/24)
Opp. 20, at SMU (12/5/18)

25 OR FEWER REBOUNDS

TCU 18, at West Virginia (1/18/23)
Opp. 22, vs. Texas Tech (2/26/22)

OUT-REBOUNDED OPPONENT BY 20+

TCU 26 (55-29) vs. Texas A&M Commerce (1/1/24)
Opp. 21 (41-20) vs. Kansas (1/5/21)

OUT-REBOUNDED OPPONENT BY 15+

TCU 22 (44-22) vs. Old Dominion (12/21/23)
Opp. 15 (39-24) vs. Santa Clara (11/22/21)

20 OR MORE SECOND CHANCE POINTS

TCU 20, at Kansas State (2/17/24)
Opp. 21, vs. Nebraska (3/24/19)

30+ ASSISTS

TCU 31, vs. Eastern Michigan (11/26/18)
Opp. 34, at South Florida (1/5/02)

20+ ASSISTS

TCU 20, at Cincinnati (1/16/24)
Opp. 20, at Iowa State (2/10/24)

20+ STEALS

TCU 30, vs. Arkansas-Pine Bluff (12/30/00)
Opp. 20, vs. Air Force (1/21/10)

15+ STEALS

TCU 16, at Kansas (1/6/24)
Opp. 18, vs. Iowa State (1/20/24)

10+ BLOCKED SHOTS

TCU 10, vs. ULM (11/17/22)
Opp. 10, vs. Oklahoma (3/7/20)

10 OR FEWER TURNOVERS

TCU 9, at Kansas (1/6/24)
Opp. 9, at Texas Tech (2/20/24)

5 OR FEWER TURNOVERS

TCU 5, vs. Arizona State (3/17/23)
Opp. 5, at Oklahoma State (1/23/24)

30+ TURNOVERS

TCU 31, at Houston (1/12/94)
Opp. 35, vs. Austin College (11/11/11)

55+ POINTS IN A HALF

TCU 51 (2nd) at Kansas State (2/17/24)
Opp. 57 (2nd) at Oklahoma State (1/23/17)

50+ POINTS IN A HALF

TCU 51 (2nd) at Kansas State (2/17/24)
Opp. 50 (2nd) at Texas (1/1/23)

20+ POINT LEAD AT HALFTIME

TCU 22 (51-29) vs. Houston Christian (11/27/23)
Opp. 25 (45-20) at Texas Tech (2/10/20)

20 OR FEWER POINTS IN A HALF

TCU 20 (2nd) vs. Nicholls (11/18/21)
Opp. 20 (1st) vs. Mississippi Valley State (12/18/22)

DID NOT ATTEMPT A FREE THROW IN A HALF

TCU 0 (1st) vs. Kansas State (2/15/20)
Opp. 0 (1st) vs. Sam Houston State (3/20/19)

0 TURNOVERS IN A HALF

TCU Not since prior to the 2000-01 season
Opp. 0 (2nd) at Texas Tech (2/23/16)

PLAYER W/ 40+ POINTS

TCU 42, Junior Blount at Tulane (2/26/02)
Opp. 41, Austin Reaves vs. Oklahoma (3/7/20)

PLAYER W/ 30+ POINTS

TCU 33, Mike Miles at Baylor (1/4/23)
Opp. 30, Hunter Dickinson at Kansas (1/6/24)

TWO PLAYERS W/ 20+ POINTS

TCU 24, Trevian Tennyson, 20, Emanuel Miller at Kansas (1/6/24)
Opp. 21, Day Day Thomas; 20, John Newman III at Cincinnati (1/16/24)

PLAYER W/ 20+ REBOUNDS

TCU 20, Adrick McKinney vs. Houston (12/4/12)
Opp. 21, Derek Culver, at West Virginia, 3OT (2/26/19)

PLAYER W/ 15+ REBOUNDS

TCU 18, Ernest Udeh Jr. vs. Texas A&M Commerce (1/1/24)
Opp. 17, Freddie Gillespie vs. Baylor (2/29/20)

PLAYER W/ 8+ OFFENSIVE REBOUNDS

TCU 11, Ernest Udeh Jr. vs. Texas A&M Commerce (1/1/24)
Opp. 8, Hunter Dickinson at Kansas (1/6/24)

PLAYER W/ 15+ ASSISTS

TCU 17, Alex Robinson vs. Iowa State (1/17/18)
Opp. 17, Tito Maddux vs. Fresno State (1/10/01)

PLAYER W/ 10+ ASSISTS

TCU 10, Jameer Nelson Jr. vs. Houston Christian (11/27/23)
Opp. 10, RayJ Dennis at Baylor, 3OT (1/27/24)

PLAYER W/ 10+ STEALS

TCU 12, Greedy Daniels vs. Arkansas-Pine Bluff (12/30/00)
Opp. N/A

PLAYER W/ 5+ STEALS

TCU 5, Ernest Udeh Jr. at Cincinnati (1/16/24)
Opp. 7, Curtis Jones vs. Iowa State (1/20/24)

PLAYER W/ 10+ BLOCKED SHOTS

TCU 11, Derrick Davenport at Alaska-Fairbanks (11/20/99)
Opp. 12, Joel Anthony at UNLV (2/7/07)

PLAYER W/ 5+ BLOCKED SHOTS

TCU 5, Kevin Samuel vs. Kansas State (2/20/21)
Opp. 5, Udoka Azubuike vs. Kansas (2/8/20)

PLAYER MADE 12 FIELD GOALS

TCU 12, Mike Miles at Missouri (1/30/21)
Opp. 13, Hunter Dickinson at Kansas (1/6/24)

PLAYER MADE 7+ 3-POINTERS

TCU 7, Desmond Bane vs. Louisiana (11/12/19)
Opp. 7, Ja'Monta Black (11/14/22)

PLAYER MADE 6+ 3-POINTERS

TCU 6, Trevian Tennyson at Kansas (1/6/24)
Opp. 7, Gabe Madsen vs. Utah (12/21/22)

PLAYER MADE 10 FREE THROWS

TCU 13 (13-14), Emanuel Miller vs. Nevada (12/22/23)
Opp. 11 (11-12), Pop Isaacs at Texas Tech (2/20/24)

FIVE PLAYERS SCORED 10+ POINTS

TCU 6, Anderson, Coles, Nelson, Miller, Mostofa, Peavy at Texas Tech (2/20/23)

SIX PLAYERS SCORED 10+ POINTS

TCU 6, Anderson, Coles, Nelson, Miller, Mostofa, Peavy at Texas Tech (2/20/23)

CONFERENCE STATS

Game Records

Record	Overall	Home	Away	Neutral
ALL GAMES	8-6	5-2	3-4	0-0
CONFERENCE	8-6	5-2	3-4	0-0
NON-CONFERENCE	0-0	0-0	0-0	0-0

Score by Periods

Team	1st	2nd	OT	TOT
TCU	478	562	39	1079
Opponents	501	507	40	1048

Team Box Score

No.	Player				Total		3-Point		F-Throw		Rebounds											
		GP-GS	MIN	AVG	FG-FGA	FG%	3FG-3FGA	3FG%	FT-FTA	FT%	OFF	DEF	TOT	AVG	PF	DQ	A	TO	BLK	STL	PTS	AVG
2	MILLER, Emanuel	14-14	495:33	35.4	78-164	.476	15-35	.429	57-72	.792	33	47	80	5.7	23	0	40	24	3	11	228	16.3
11	TENNYSON, Trevian	14-13	413:47	29.6	53-121	.438	37-85	.435	18-19	.947	1	36	37	2.6	39	0	27	24	2	20	161	11.5
0	PEAVY, Micah	14-14	441:51	31.6	59-134	.440	10-27	.370	28-49	.571	24	49	73	5.2	33	0	32	22	5	15	156	11.1
4	NELSON JR., Jameer	14-4	358:45	25.6	55-127	.433	13-46	.283	26-44	.591	5	34	39	2.8	25	0	40	36	6	22	149	10.6
21	COLES, JaKobe	12-0	209:49	17.5	40-77	.519	8-20	.400	12-15	.800	10	20	30	2.5	18	0	12	5	4	5	100	8.3
3	ANDERSON III, Avery	14-11	337:11	24.1	42-106	.396	12-34	.353	18-24	.750	2	30	32	2.3	40	0	54	30	7	16	114	8.1
8	UDEH JR., Ernest	12-12	211:57	17.7	16-26	.615	0-0	.000	16-26	.615	25	35	60	5.0	22	0	3	8	7	13	48	4.0
5	O'BANNON, Chuck	14-0	158:11	11.3	17-39	.436	5-15	.333	11-13	.846	10	17	27	1.9	17	0	6	4	3	5	50	3.6
12	CORK, Xavier	14-2	178:45	12.8	20-31	.645	0-0	.000	8-13	.615	14	13	27	1.9	14	0	8	11	8	2	48	3.4
44	MOSTAFA, Essam	13-0	91:17	7.0	9-18	.500	0-0	.000	7-11	.636	16	13	29	2.2	12	0	3	3	3	2	25	1.9
30	FORD, Darius	1-0	00:58	1.0	0-0	.000	0-0	.000	0-0	.000	0	0	0	0.0	0	0	0	0	0	0	0	0.0
33	STUART, Trey	1-0	00:58	1.0	0-1	.000	0-0	.000	0-0	.000	0	0	0	0.0	0	0	0	0	0	0	0	0.0
35	DESPIE, Cole	1-0	00:58	1.0	0-0	.000	0-0	.000	0-0	.000	0	0	0	0.0	0	0	0	0	0	0	0	0.0
Team											32	22	54				12					
Total		14	2900		389-844	.461	100-262	.382	201-286	.703	172	316	488	34.9	243	0	225	179	48	111	1079	77.1
Opponents		14	2900		374-807	.463	92-277	.332	208-281	.740	144	319	463	33.1	244	1	225	187	54	93	1048	74.9

Team Statistics

	TCU	OPP
Scoring	1079	1048
Points per game	77.1	74.9
Scoring margin	+2.2	-
Field goals-att	389-844	374-807
Field goal pct	.461	.463
3 point fg-att	100-262	92-277
3-point FG pct	.382	.332
3-pt FG made per game	7.1	6.6
Free throws-att	201-286	208-281
Free throw pct	.703	.740
F-Throws made per game	14.4	14.9
Rebounds	488	463
Rebounds per game	34.9	33.1
Rebounding margin	+1.8	-
Assists	225	225
Assists per game	16.1	16.1
Turnovers	179	187
Turnovers per game	12.8	13.4
Turnover margin	+0.6	-
Assist/turnover ratio	1.3	1.2
Steals	111	93
Steals per game	7.9	6.6
Blocks	48	54
Blocks per game	3.4	3.9
Winning streak	1	-
Home win streak	2	-
Attendance	47335	79105
Home games-Avg/Game	7-6762	7-11301
Neutral site-Avg/Game	-	0-0

Team Results

Date	Opponent		Score	Att.
01/06/2024	at Kansas	L	81-83	16300
01/10/2024	Oklahoma	W	80-71	6864
01/13/2024	Houston	W	68-67	6151
01/16/2024	at Cincinnati	Lot	77-81	10314
01/20/2024	Iowa St.	L	72-73	7739
01/23/2024	at Oklahoma St.	W	74-69	6017
01/27/2024	at Baylor	Wot3	105-102	7500
01/30/2024	Texas Tech	W	85-78	6903
02/03/2024	Texas	L	66-77	7894
02/10/2024	at Iowa St.	L	59-71	14267
02/12/2024	West Virginia	W	81-65	5694
02/17/2024	at Kansas St.	W	75-72	9609
02/20/2024	at Texas Tech	L	81-82	15098
02/24/2024	Cincinnati	W	75-57	6090

SEASON STATS

Game Records

Record	Overall	Home	Away	Neutral
ALL GAMES	19-8	12-2	5-4	2-2
CONFERENCE	8-6	5-2	3-4	0-0
NON-CONFERENCE	11-2	7-0	2-0	2-2

Score by Periods

Team	1st	2nd	OT	TOT
TCU	1012	1143	39	2194
Opponents	917	955	40	1912

Team Box Score

No.	Player	Total			3-Point		F-Throw		Rebounds				Other				PTS	AVG				
		GP-GS	MIN	AVG	FG-FGA	FG%	3FG-3FGA	3FG%	FT-FTA	FT%	OFF	DEF	TOT	AVG	PF	DQ			A	TO	BLK	STL
2	MILLER, Emanuel	27-27	872:32	32.3	154-314	.490	25-63	.397	103-127	.811	61	97	158	5.9	40	0	76	39	11	31	436	16.1
0	PEAVY, Micah	27-27	791:35	29.3	121-252	.480	20-66	.303	42-71	.592	38	97	135	5.0	56	0	76	45	8	34	304	11.3
4	NELSON JR., Jameer	27-15	668:59	24.8	101-236	.428	23-85	.271	68-97	.701	7	66	73	2.7	51	0	83	61	12	57	293	10.9
21	COLES, JaKobe	24-11	493:46	20.6	94-189	.497	20-51	.392	29-38	.763	27	68	95	4.0	44	1	36	24	9	17	237	9.9
11	TENNYSON, Trevian	27-15	684:08	25.3	89-198	.449	55-126	.437	23-26	.885	5	57	62	2.3	55	0	50	43	5	26	256	9.5
3	ANDERSON III, Avery	27-13	607:31	22.5	88-199	.442	17-55	.309	41-51	.804	5	51	56	2.1	72	1	97	53	8	37	234	8.7
5	O'BANNON, Chuck	24-0	323:32	13.5	37-82	.451	14-37	.378	35-43	.814	21	40	61	2.5	39	1	18	6	10	10	123	5.1
12	CORK, Xavier	27-2	348:21	12.9	47-70	.671	0-0	.000	20-29	.690	28	39	67	2.5	30	0	19	28	12	5	114	4.2
8	UDEH JR., Ernest	25-25	414:08	16.6	34-56	.607	0-0	.000	37-66	.561	57	75	132	5.3	49	0	9	18	19	23	105	4.2
44	MOSTAFA, Essam	25-0	236:40	9.5	30-51	.588	0-0	.000	20-31	.645	38	41	79	3.2	28	0	10	8	11	6	80	3.2
22	LUNDBLADE, Tyler	6-0	27:51	4.6	1-5	.200	1-5	.200	2-2	1.000	0	2	2	0.3	1	0	1	3	0	1	5	0.8
30	FORD, Darius	8-0	13:37	1.7	2-7	.286	1-4	.250	0-0	.000	0	2	2	0.3	1	0	1	2	0	1	5	0.6
35	DESPIE, Cole	8-0	08:41	1.1	0-2	.000	0-1	.000	2-2	1.000	0	0	0	0.0	2	0	1	0	0	0	2	0.3
33	STUART, Trey	8-0	08:41	1.1	0-2	.000	0-1	.000	0-0	.000	0	0	0	0.0	0	0	1	0	0	0	0	0.0
Team											48	40	88				17					
Total		27	5500		798-1663	.480	176-494	.356	422-583	.724	335	675	1010	37.4	468	3	478	347	105	248	2194	81.3
Opponents		27	5500		682-1551	.440	172-537	.320	376-532	.707	267	596	863	32.0	478	5	386	407	97	187	1912	70.8

Team Statistics

	TCU	OPP
Scoring	2194	1912
Points per game	81.3	70.8
Scoring margin	+10.4	-
Field goals-att	798-1663	682-1551
Field goal pct	.480	.440
3 point fg-att	176-494	172-537
3-point FG pct	.356	.320
3-pt FG made per game	6.5	6.4
Free throws-att	422-583	376-532
Free throw pct	.724	.707
F-Throws made per game	15.6	13.9
Rebounds	1010	863
Rebounds per game	37.4	32.0
Rebounding margin	+5.4	-
Assists	478	386
Assists per game	17.7	14.3
Turnovers	347	407
Turnovers per game	12.9	15.1
Turnover margin	+2.2	-
Assist/turnover ratio	1.4	0.9
Steals	248	187
Steals per game	9.2	6.9
Blocks	105	97
Blocks per game	3.9	3.6
Winning streak	1	-
Home win streak	2	-
Attendance	86988	92020
Home games-Avg/Game	14-6213	9-10224
Neutral site-Avg/Game	-	4-5044

Team Results

Date	Opponent		Score	Att.
11/06/2023	Southern U.	W	108-75	5729
11/09/2023	Omaha	W	82-60	5885
11/14/2023	UTRGV	W	88-55	5438
11/17/2023	Mississippi Val.	W	86-52	5574
11/21/2023	Alcorn	W	93-74	5328
11/27/2023	Houston Christian	W	101-64	5505
12/02/2023	at Georgetown	W	84-83	7910
12/09/2023	vs Clemson	L	66-74	5281
12/16/2023	vs Arizona St.	W	79-59	4890
12/21/2023	vs Old Dominion	W	111-87	4927
12/22/2023	vs Nevada	L	75-88	5077
12/24/2023	at Hawaii	W	65-51	5005
01/01/2024	Tex. A&M-Commerce	W	77-42	6194
01/06/2024	at Kansas	L	81-83	16300
01/10/2024	Oklahoma	W	80-71	6864
01/13/2024	Houston	W	68-67	6151
01/16/2024	at Cincinnati	Lot	77-81	10314
01/20/2024	Iowa St.	L	72-73	7739
01/23/2024	at Oklahoma St.	W	74-69	6017
01/27/2024	at Baylor	Wot3	105-102	7500
01/30/2024	Texas Tech	W	85-78	6903
02/03/2024	Texas	L	66-77	7894
02/10/2024	at Iowa St.	L	59-71	14267
02/12/2024	West Virginia	W	81-65	5694
02/17/2024	at Kansas St.	W	75-72	9609
02/20/2024	at Texas Tech	L	81-82	15098
02/24/2024	Cincinnati	W	75-57	6090