



MEN'S BASKETBALL

16-4 OVERALL 5-2 BIG 12 (13-0 HOME 2-2 AWAY 1-2 NEUTRAL)



RYAN WORKMAN
Associate Director
Athletics Communications

Iowa State Athletics
Jacobson Athletic Building
Ames, Iowa 50011

(701) 809-6597
rworkman@iastate.edu



IOWA STATE CYCLONES
16-4 overall (5-2 Big 12)

Head Coach: T.J. Otzelberger **Polls:** (AP/Coaches): 12/11
Overall: 156-94 (8th year) **NET/BPI/KENPom:** 10/8/13
At ISU: 57-31 (3rd year)



BAYLOR BEARS
15-5 overall (4-3 Big 12)

Head Coach: Scott Drew **Polls:** (AP/Coaches): 18/18
Overall: 455-249 (22nd year) **NET/BPI/KENPom:** 16/15/16
At BU: 435-238 (21st year)

SAT., FEB. 3, 2024 / 7 P.M.

Foster Pavilion (7,500) / Waco, Texas



Cyclone Radio Network
John Walters, pxp
Eric Heft, analyst



Pete Sousa, pxp
Mike O'Donnell, analyst

CYCLONES.com

Live Stats
at
CycloneStats.com

2023-24 SCHEDULE

NOVEMBER (5-2)

6	GREEN BAY (B12N)	W, 85-44
9	LINDENWOOD (B12N)	W, 102-47
12	IDAHO STATE (B12N)	W, 86-55
19	GRAMBLING STATE (B12N)	W, 92-37
23	+vs. VCU (ESPN2)	W, 68-64
24	+vs. Virginia Tech (ESPN2)	L, 62-71
26	+vs. #12 Texas A&M (ESPN2)	L, 69-73

DECEMBER (6-0)

1	~at DePaul (FS1)	W, 99-80
7	IOWA (ESPNU)	W, 90-65
10	PRAIRIE VIEW A&M (B12N)	W, 107-56
17	FLORIDA A&M (B12N)	W, 96-58
21	EASTERN ILLINOIS (B12N)	W, 80-48
31	NEW HAMPSHIRE (B12N)	W, 85-70

JANUARY (5-2)

6	*at #11 Oklahoma (B12N)	L, 63-71
9	**2 HOUSTON (ESPN2)	W, 57-53
13	*OKLAHOMA STATE (B12N)	W, 66-42
16	*at #20 BYU (B12N)	L, 72-87
20	*at #19 TCU (ESPNU)	W, 73-72
24	*KANSAS STATE (ESPN2)	W, 78-67
27	**7 KANSAS (CBS)	W, 79-75

FEBRUARY (0-0)

3	*at #18 Baylor (ESPN2)	7 p.m.
6	*at Texas (LHN)	7 p.m.
10	**25 TCU (ESPN/ESPN2)	1 p.m.
13	*at Cincinnati (ESPN2/ESPNU)	6 p.m.
17	**15 TEXAS TECH (B12N)	11 a.m.
19	*at #4 Houston (ESPNU)	6 p.m.
24	*WEST VIRGINIA (ESPN/ESPN2)	1 p.m.
28	**23 OKLAHOMA (B12N)	7 p.m.

MARCH (0-0)

2	*at UCF (B12N)	3 p.m.
6	**22 BYU (B12N)	7 p.m.
9	*at Kansas State (ESPNU)	1:30 p.m.
12-16	*Phillips 66 Big 12 Championship	TBA

All Times Central

* Big 12 Game
- ESPN Events Invitational at Kissimmee, Fla.
~ BIG EAST/Big 12 Battle
^ Phillips 66 Big 12 Championship at Kansas City, Mo.
B12N = Big 12 Now on ESPN+
LHN = Longhorn Network

ISU BASKETBALL HISTORY

All-Time Record	1,447-1,395 (.509)
Hilton Coliseum Record	608-207 (.746)
NCAA Tournament Appearances	22

THE LEAD

No. 12 Iowa State hits the road Saturday night for the first of two games over four days in the Lone Star State. The Cyclones will face No. 18 Baylor in the first game, as the two teams meet for the sixth time as ranked foes.

KEY STORYLINES

- Prior to a bye earlier this week, the Cyclones swept the Sunflower State last week in Hilton Coliseum. Iowa State beat Kansas State 78-67 prior to knocking off No. 7 Kansas 79-75 on Saturday.
- The Cyclones have won 13-straight games at Hilton Coliseum, tied for the 12th longest active winning streak in the country. ISU is one of three teams in the country that are undefeated at home with at least 13 wins.
- Iowa State is 24-1 under T.J. Otzelberger when four or more players score in double figures.
- The six highest scoring Cyclone outputs under Otzelberger have all come this season, including a pair of 100 point performances. Nine of the 10 highest under Otz have also come this season.
- The Cyclones have scored 90 or more points six times this season. It is the most times hitting that mark in a season since the 2016-17 team did so eight times.
- Only eight players in the country are averaging at least 13.7 points, 4.7 rebounds, 4.3 assists and 1.8 steals per game this season. Two of them reside in the Cyclone backcourt in Tamin Lipsey and Keshon Gilbert.
- Twice this season Gilbert has been named the Big 12 Newcomer of the Week. Last week he was the only player in the nation to average 15.5 Points, 9.5 Rebounds, 2.5 Steals and 2.0 Assists during the week.
- Lipsey, a unanimous Big 12 All-Freshman Team selection last year, is averaging 13.9 points, 5.7 assists, 5.2 rebounds and 3.1 steals this year. He is one of three players in the country to average those numbers since 1996-97. Lipsey earned ESPN Events Invitational All-Tournament honors turned in the seventh triple-double in school history against DePaul. Against Prairie View A&M, he broke the school record for steals in a game with eight.
- Lipsey has a steal in 32-straight games, the second-longest active streak in the nation and the longest in school history. He has a steal in 51 of the 52 games he has played.
- Iowa State has won 27-straight games against non-conference opponents at Hilton Coliseum, tied for the ninth-longest streak in the nation. Prior to Big 12 play, Iowa State had scored 80-plus points in six-straight games, the most since doing so six-straight times in 2018.
- Under Otz, ISU is 35-7 against non-con opponents. The 35 wins are tied for the ninth-most in the nation and the .833 winning percentage is the seventh-best.
- One of the nation's toughest venues, ISU will play 18 games in Hilton Coliseum this season. In its 53rd year, Iowa State owns a .746 winning percentage and picked up its 600th win in the venue Dec. 7 against Iowa.

POSSIBLE STARTERS

No.	Name	Pos.	Ht.	Wt.	Yr.	Pts.	Reb.	Ast.	FG%	3P%	FT%
0	Tre King	F	6-7	230	Sr.	9.9	5.5	0.9	.535	.304	.796
<i>Transferred to Iowa State in December 2021...First full season eligible for the Cyclones.</i>											
3	Tamin Lipsey	G	6-1	200	So.	13.9	5.2	5.7	.439	.373	.670
<i>The 15th player in school history from Ames High School...Started every game he has played in career.</i>											
10	Keshon Gilbert	G	6-4	200	Jr.	13.7	4.7	4.3	.469	.259	.716
<i>Transfer from UNLV...Originally committed to T.J. Otzelberger while head coach at UNLV.</i>											
12	Robert Jones	F	6-10	255	Sr.	8.6	4.4	0.8	.667	-	.516
<i>Transfer from Denver...In his third year at ISU...Nicknamed Big Rob Energy for his enthusiasm he brings.</i>											
22	Milan Momcilovic	F	6-8	220	Fr.	13.1	3.3	1.1	.468	.408	.854
<i>His six 3-pointers against Green Bay were most by freshman starter in ISU debut.</i>											

FOLLOW THE CYCLONES

/IowaStateMensBasketball @CycloneMBB @CycloneMBB cyclones.com

HEAD COACH

T.J. OTZELBERGER

3rd season at Iowa St.

College: UW-Whitewater (2001)

Wife: Alison Lacey

Children: Son: Jayce;
Daughters: Olivia, Stella

Born: Sept. 17, 1977 (46yo)

Hometown: Milwaukee, Wis.

High School: St. Thomas More



COACHING EXPERIENCE

Year	Position	School
2001-04	Coach/AD	Catholic Central HS (Burlington, Wis.)
2004-05	Asst. Coach	Chipola College
2006-13	Asst. Coach	Iowa State
2013-15	Asst. Coach	Washington
2015-16	Asst. Coach	Iowa State
2016-19	Head Coach	South Dakota State
2019-21	Head Coach	UNLV
2021-pres.	Head Coach	Iowa State

COACH NOTES

- Named 21st head men's basketball coach at Iowa State on March 18, 2021.
- Over two stints as an assistant coach and his time as a head coach, Iowa State has compiled a 201-150 record with Otzelberger on staff. That includes five trips to the NCAA Tournament and two Sweet 16 berths.
- 2018 Summit League Coach of the Year.
- Served as an assistant coach at Iowa State for eight seasons, working under Greg McDermott, Fred Hoiberg and Steve Prohm.
- Among Cyclones signed and developed: Wesley Johnson (NBA), Justin Hamilton (NBA), Royce White (NBA), Chris Allen, Will Clyburn, Tyrus McGee, Georges Niang (NBA), Monté Morris (NBA), Abdel Nader (NBA), Matt Thomas (NBA), Scott Christopherson, Naz Mitrou-Long (NBA) and Deonte Burton (NBA).
- Three times as a head coach a player was named an All-American.
- Wife, Alison, was a three-time All-Big 12 player for the Cyclones and played for the WNBA's Seattle Storm. She was inducted into the ISU Athletics Hall of Fame in 2022.

MILESTONE WINS

Win	Date	Opponent	Score
1	11-16-16	Wayne State (Neb.)	80-72
25	11-28-17	Ole Miss	99-97 (OT)
50	11-20-18	UTSA	99-79
75	12-21-19	Robert Morris	81-69
100	11-09-21	Kennesaw State	84-73
125	11-24-22	Villanova	81-79 (OT)
150	12-21-23	Eastern Illinois	80-48

2023-24 ROSTER

No.	Name	Pos.	Ht.	Wt.	Year	Hometown (Last School)
0	Tre King	F	6-7	230	Sr.	Lexington, Ky. (Eastern Kentucky)
1	Jackson Paveletzke	G	6-2	185	So.	Kimberly, Wis. (Wofford)
2	Jelani Hamilton	G	6-5	195	Fr.	Marietta, Ga. (Wheeler)
3	Tamin Lipsey	G	6-1	200	So.	Ames, Iowa (Ames)
4	Demarion Watson	G	6-7	220	So.	Maple Grove, Minn. (Totino-Grace)
5	Curtis Jones	G	6-4	190	Sr.	Minneapolis, Minn. (Buffalo)
10	Keshon Gilbert	G	6-4	200	Jr.	St. Louis, Mo. (UNLV)
11	Kayden Fish	F	6-6	250	Fr.	Kansas City, Mo. (Staley)
12	Robert Jones	F	6-10	255	Sr.	Prior Lake, Minn. (Denver)
13	Cade Kelderman	G	6-1	180	Fr.	Waukee, Iowa (Northwest)
22	Milan Momcilovic	G	6-8	220	Fr.	Pewaukee, Wis. (Pewaukee)
23	Conrad Hawley	F	6-5	220	Jr.	Raymore, Mo. (Peculiar)
24	Hason Ward	F	6-9	230	Sr.	St. Thomas, Barbados (VCU)
30	JT Rock	C	7-1	255	Fr.	Sioux Falls, S.D. (Lincoln)
33	Omaha Biliew	F	6-8	225	Fr.	Denison, Iowa (Waukee)

Roster Note: Iowa State is advancing players' classification even though the 2020-21 season did not affect eligibility. Those that wish to take advantage of the extra year will be listed as a senior again after their original eligibility would have been exhausted.

Head Coach: T.J. Otzelberger (3rd Year)

Assistant Coaches: JR Blount (3rd Year); Kyle Green (3rd Year); Nate Schmidt (2nd Year)

Director of Basketball Operations: Micah Byars (13th Year)

Director of Player Development: Erik Crawford (2nd Year)

Assistant Director of Player Development: Stevie Taylor (1st Year)

Graduate Assistants: Brian Pearson (1st Year); Lavonte Davis (1st Year)

Data Analytics Specialist: Thomas Pollard (2nd Year)

Strength and Conditioning Coach: Pete Link (3rd Year)

Athletic Trainer: Vic Miller (22nd Year)

PRONUNCIATION GUIDE

T.J. Otzelberger	OTTS-ull-burger	Tamin Lipsey	TAY-min
JR Blount	J-R rhymes with count	Milan Momcilovic	MEE-lun Mome-CHEE-lo-veech
Omaha Biliew	OH-muh-HAW b'LOO	Jackson Paveletzke	PAV-uh-LET-ski (rhymes with have)
Keshon Gilbert	KEY-shonn	Hason Ward	Huh-SAHN
Cade Kelderman	KELL-dur-men	Demarion Watson	Duh-MAR-ee-in

IN THE PAST...INTO THE FUTURE

LAST TIME OUT...

- Four Cyclones scored in double figures, as No. 23 Iowa State beat No. 7 Kansas 79-75 Saturday at Hilton Coliseum. Tre King poured in 21 points and nine rebounds to lead the Cyclones. Keshon Gilbert and Curtis Jones had 16 and 15 points respectively, while Tamin Lipsey added 10 points. Gilbert had six rebounds, while Lipsey finished with eight assists.

NEXT UP: AT TEXAS (FEB. 6 - 7 P.M.)

- The Cyclones will remain in Texas on Tuesday, facing the Texas Longhorns. Tipoff is set for 7 p.m. at the Moody Center in Austin. The game will be broadcast on Longhorn Network.

OTZELBERGER YEAR-BY-YEAR BREAKDOWN

Year	School	Record	Conf.	Postseason	Non-Con	Home	Road	Neutral	vs. Top-25
2016-17	S. Dakota State	18-17	8-8	NCAA First Round	10-9	11-2	3-12	4-3	0-1
2017-18	S. Dakota State	28-7	13-1	NCAA First Round	15-6	15-0	8-4	5-3	0-3
2018-19	S. Dakota State	24-9	14-2	NIT First Round	10-7	14-1	7-6	3-2	0-1
At South Dakota State		70-33 (.680)	35-11 (.761)	2 NCAA/1 NIT	35-22	40-3	18-22	12-8	0-5
2019-20	UNLV	17-15	12-6	None	5-9	12-7	5-7	0-1	1-1
2020-21	UNLV	12-15	8-10	None	4-5	9-5	3-7	0-3	0-2
At UNLV		29-30 (.492)	20-16 (.556)	None	9-14	21-12	8-14	0-4	1-3
2021-22	Iowa State	22-13	7-11	NCAA Sweet 16	15-1	14-5	4-6	4-2	5-7
2022-23	Iowa State	19-14	9-9	NCAA First Round	9-4	13-3	3-8	3-3	9-5
2023-24	Iowa State	16-4	5-2	-	11-2	13-0	2-2	1-1	3-2
At Iowa State		57-31 (.648)	21-22 (.488)	2 NCAA	35-7	40-8	9-16	8-7	17-15
Overall		156-94 (.624)	76-49 (.608)	4 NCAA/1 NIT	79-43	101-23	35-52	20-88	18-23

FROM THE NOTEBOOK

QUICK HITS

- Iowa State has seven players on the roster that have scored 20 points or more in a collegiate game. That total ranks sixth in the country.
- Tamin Lipsey has three games this season with at least 11 points, six rebounds, six assists and four steals (DePaul, Iowa and Eastern Illinois). It has happened just 34 times this year across the country, while Lipsey, McNeese State's Shhada Wells and Colgate's Braeden Smith the players to do it multiple times. Lipsey is one of just three Big 12 players to do it this season.
- Milan Momcilovic had himself a night in his collegiate debut, going for 18 points and seven rebounds, as he made the start in the opener. It was the third-straight year a freshman has started the season opener under Otzelberger. His six 3-pointers were the most in school history by a freshman starting the opener.
- Forced turnovers have been key for the Cyclones under Otzelberger. Iowa State ranks second in the nation in turnover percentage at 26.1 percent of opponent possessions. ISU has been in the top six in the country in each of Otzelberger's seasons, ranking sixth in 2022 (24.6%) and second in 2023 (25%).
- The Cyclones rank fifth in the nation in adjusted defensive efficiency at 92.6 percent, well below the average of 106. ISU has been in the top eight in the country all three years under T.J. Otzelberger.

STREAKS OF NOTE

- 14 - When the Cyclones make 10 or more 3-pointers, ISU has won the last 14 games.
- 17 - ISU has won 17 consecutive games when shooting 50 percent or better from the field.
- 21 - If ISU allows 59 points or less, ISU has won 21-straight games and is 33-2 under T.J. Otzelberger when doing so.
- 27 - ISU has won 27-straight games at Hilton Coliseum against non-conference opponents.
- 29 - If the Cyclones score at least 80 points, Iowa State has won 29-straight games going back to February 2019.
- 546 - The Cyclones have hit a 3-pointer in 546-straight games.

THE KILL SHOT

- According to EvanMiya.com, Iowa State led the Big 12 in "Kill Shots" last season, defined as the total number of double digit scoring runs in the season. The Cyclones have 18 this season to rank 22nd. Iowa State is one of 98 schools to allow six or fewer so far this year.

HILTON MAGIC

- Iowa State is playing its 53rd season at Hilton Coliseum. The Cyclones played the 800th game in Hilton last season against TCU and won their 600th game in the building against Iowa earlier this year.
- The arena opened in 1971 with a win against Arizona in the first game.
- The Cyclones are 608-207 all-time at Hilton with a .746 winning percentage, including an 13-0 mark this season.
- Over the course of 53 years, Iowa State has only lost seven or more home games four times.
- ISU has ranked among the nation's top-30 teams in attendance for 18-straight non-Covid seasons. Iowa State ranks 18th in the nation at 13,714 fans this year.
- Hilton Magic was coined in 1989 by Des Moines Register sportswriter Buck Turnbull.

ESPN EVENTS INVITATIONAL

- Iowa State participated in the ESPN Events Invitational during Feast Week, the second time the Cyclones have been in the event. The Cyclones finished fourth this year and were the runner-up in 2016.
- Florida Atlantic, a Final Four team a year ago, won the title this season. The field featured six teams that advanced to the NCAA Tournament last year.
- The Cyclones defeated VCU, a team that eventually finished seventh, in the opening round before falling to Virginia Tech in the semifinals and No. 12 Texas A&M in the third-place game.

UP FOR A CHALLENGE

- On Dec. 1, Iowa State defeated DePaul 99-80 in the annual BIG EAST/Big 12 Battle. ISU is now 4-0 in the challenge after beating St. John's, 71-60, last year. Iowa State also owns wins over Creighton (2021 - 64-58) and Seton Hall (2019 - 76-66). The Cyclones were scheduled to play DePaul in the 2020 Battle, but the game was canceled minutes before tipoff due to Covid-19. With seven wins this year, the Big 12 won the challenge for the first time. Each league has won once, while it has finished in a tie three times.

NEW LOOK CYCLONES

- The Cyclones added three players from the transfer portal this season, marking a total of seven transfers on the roster. Curtis Jones (Buffalo) and Keshon Gilbert (UNLV) both come to Iowa State with two years of eligibility, while Jackson Paveletzke (Wofford) will have three years of eligibility at Iowa State.
- Iowa State has six true freshmen on its roster, the most since the 2018-19 roster also included six. The Cyclone recruiting class ranked No. 7 in the country by 247Sports, the highest ranked class in school history and the best in the Big 12. The class includes three players ranked in the nation's top 100, while all five signed players rank in the top 200. Omaha Biliew was ranked No. 13 in the class and is the highest ranked recruit in school history by 247Sports. Milan Momcilovic is the third-highest ranked recruit in school history, while the four-star recruit was ranked No. 37 nationally. JT Rock was an early enrollee and found himself as the No. 100 recruit when moved into the class of 2023. Kayden Fish (No. 163) and Jelani Hamilton (No. 195) were both in the top 200 in the class.

IOWA STATE VS. RANKED OPPONENTS

- Iowa State is 127-295 all-time against ranked opponents (at tip).
- ISU has a 33-18 record in its last 51 games against ranked foes in Hilton Coliseum. The 33 wins since 2010 are the third-most wins in the country.
- Otzelberger is 17-15 against ranked teams, tied for the third most wins by an ISU coach against ranked foes.
- ISU is 7-10 against ranked non-conference foes at Hilton Coliseum ... The Cyclones have won six of the last seven meetings: 2019-20: #16 Seton Hall; 2014-15: #18 Arkansas; 2013-14: #23 Iowa, #7 Michigan; 2005-06: #12 Iowa; 2004-05: #19 Virginia.

At Home: 80-88
On Road: 20-153
Neutral Site: 27-54

QUICK FACTS

Location	Ames, Iowa	Affiliation	NCAA Division I
Founded	1848	Conference	Big 12
Enrollment	30,177	Facility	Hilton Coliseum
Nickname	Cyclones	Capacity	14,267
Mascot	Cy	President	Dr. Wendy Wintersteen
Colors	Cardinal & Gold	Director of Athletics	Jamie Pollard

FROM THE NOTEBOOK

IOWA STATE QUICK FACTS

- Iowa State is playing its 117th season of men's basketball and the third under head coach T.J. Otzelberger.
- Iowa State's 2023-24 roster includes 15 players from seven different states and Barbados.
- The Cyclones have a pair of players from Wisconsin in Milan Momcilovic and Jackson Paveletzke. With 22 former Cyclones from Wisconsin, it is the fourth-most populated state in ISU history behind Iowa (183), Illinois (72) and Michigan (25).
- Hason Ward is the first from Barbados and the 17th international player in school history.
- The Cyclone roster has a pair of walk-ons: Conrad Hawley and Cade Kelderman.

REDSHIRTING THIS SEASON

- Freshmen Jelani Hamilton and JT Rock will plan to redshirt this season.
- "After discussion with Jelani and JT, we have decided that it's in their best long-term interest to redshirt this season," Otzelberger said. "Player development is at the forefront in everything that we do in our program and that will serve Jelani and JT well this season."
- Rock reclassified and enrolled a year early at Iowa State. The Sioux Falls, S.D. native was a four-star recruit and ranked in the top 100 by all three national outlets.
- Hamilton, a four-star recruit from Marietta, Ga., was ranked No. 111 in the country by Rivals.
- Having appeared in only four games this season, freshman Kayden Fish had season-ending surgery on his left shoulder on Dec. 26. He will apply for a medical redshirt.

THE SEASONED VET

- Tre King turned 24 years old in October, making him one of the oldest players in the country. He is the 40th oldest player in the nation, the 21st oldest player at a

power six school and the eighth oldest in the Big 12.

THE YOUNGIN' IS A TALL ONE

- At 17 years old, JT Rock is the youngest player on an NCAA Division I men's basketball roster this season.
- Not only is he in rare company with his age, Rock is in a select group with his height as well. At 7'1", Rock is just the eighth seven-footer in school history. He is the first seven-footer on the roster since Georgios Tsalmpouris in 2014-15. He is the fifth player at 7-1, the tallest in school history.

CYCLONES SIGN A PAIR

- Iowa State head coach T.J. Otzelberger announced Wednesday the signings of two preps to National Letters of Intent. The third signing day under Otzelberger, the class ranks as the fifth-best in school history. The Cyclones signed Nojus Indrusaitis (6-5 | Guard | Chicago, Ill. | Brewster Academy) and Dwayne Pierce (6-5 | Guard | Long Island, N.Y. | Christ The King Regional). JT Rock was originally a member of the class of 2024 before reclassifying this past summer and joining the Cyclones this fall. The class is rated No. 33 nationally by Rivals and No. 34 by 247Sports. It ranks third in the Big 12 by Rivals and sixth by 247Sports.
- A consensus four-star recruit, Indrusaitis is the 10th highest-ranked signee for Iowa State in the modern era. He is a consensus top 100 player in the country by all three national outlets, ranking No. 79 by 247Sports, No. 82 by Rivals and No. 85 by ESPN. Indrusaitis played his junior season at St. Rita High School, but is attending Brewster Academy for his senior season. He has been a member of Lithuania's U18 FIBA team and played for Nike Meanstreets on the EYBL circuit. During his junior year at St. Rita, he averaged 16 points, four rebounds, four assists and two steals per game, leading his team to the Chicago Catholic League Championship. Over the summer, he participated in Basketball Without

Borders Europe Camp, where he was named the MVP.

- Pierce is a four-star recruit by Rivals and ESPN, while ranking as a three-star from 247Sports. He is the 12th highest-ranked signee for Iowa State in the modern era. Pierce is ranked No. 86 by ESPN, No. 116 by Rivals and No. 135 by 247Sports. Playing for Christ the King Regional, Pierce led his squad to the 2023 Brooklyn-Queens Championship. In the title game, Pierce tallied 22 points, five rebounds, five steals and two assists in a victory over St. Francis Prep. Pierce has played for the New York Gauchos on the Adidas 3SSB Circuit and New York Renaissance on the Nike EYBL Circuit.

REG COACHES CORNER

- The Renewable Energy Group (REG) Coaches Corner radio show begins Monday, Nov. 27 from 6:30-8 p.m. It will continue to air on Monday's throughout the season.
- The show will be aired on select Cyclone Radio Affiliates as well as on the Iowa State Athletics Facebook page and on Cyclones.tv.
- Voice of the Cyclones John Walters and a guest co-host will be joined weekly by Cyclone head women's basketball coach Bill Fennelly from 6:30-7:15 p.m, followed by ISU men's basketball head coach T.J. Otzelberger from 7:15-8 p.m.
- Otzelberger will be on the show ~~Nov. 27, Dec. 4, Dec. 11, Dec. 18, Jan. 8, Jan. 15, Jan. 22, Jan. 29, Feb. 5, Feb. 12, Feb. 26~~ and March 4.
- This marks the third year that the show will be collaborating with REG. The show originates from the Stark Performance Center.

CYCLONE FACTS

5

Five Cyclones were on NBA opening day rosters, two of which played for ISU when Otzelberger was on staff.

14

Iowa State has won 14 conference championships in school history.

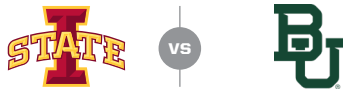
1

Tre King is the only Cyclone with over 1,000 career points. Last season, King was one of four Cyclones to have hit the milestone.

117

This is the 117th season of Iowa State men's basketball.

INSIDE THE SERIES



BAYLOR LEADS 24-23

Home: 15-6 **Road:** 3-17 **Neutral:** 5-1

Current Streak: 3 by ISU

Longest ISU win streak: 4, twice

Longest BU win streak: 6 (2020-2022)

Overtime: 0-1

Otzelberger vs. Baylor: 3-2

Drew vs. Iowa State: 10-16

Coach Otz vs. Coach Drew: 3-2

Largest Iowa State Winning Margin: 26 in 2005 (77-51)

Most Points By ISU: 91 (2/16/16)

Largest BU Winning Margin: 21 in 2010 (84-63)

Most Points By BU: 100 (2/16/16)

Series History:

12-5-88	ISU, 83-73	Ames
12-5-90	BU, 91-72	Waco
2-5-97	ISU, 61-52	Ames
2-25-98	BU, 69-54	Waco
2-16-99	ISU, 64-42	Ames
3-4-00	ISU, 75-54	Waco
3-10-00	ISU, 76-64	Kansas City
1-25-01	ISU, 72-51	Ames
3-9-01	BU, 62-49	Kansas City
1-5-02	BU, 79-74	Waco
2-1-03	ISU, 74-70	Ames
1-24-04	BU, 63-59	Waco
2-1-05	ISU, 77-51	Ames
3-10-05	ISU, 77-57	Kansas City
2-25-06	BU, 91-73	Waco
2-3-07	ISU, 71-58	Ames
1-12-08	BU, 74-67	Waco
2-24-09	ISU, 71-62	Ames
2-3-10	BU, 84-63	Waco
1-15-11	ISU, 72-57	Ames
2-13-12	BU, 79-64	Waco
3-3-12	ISU, 80-72	Ames
2-2-13	ISU, 79-71	Ames
2-20-13	ISU, 87-82	Waco
1-7-14	ISU, 87-72	Ames
3-4-14	BU, 74-61	Waco
3-15-14	ISU, 74-65	Kansas City
1-14-15	BU, 74-73	Waco
2-25-15	BU, 79-70	Ames
1-9-16	BU, 94-89	Ames
2-16-16	BU, 100-91*	Waco
1-4-17	BU, 65-63	Waco
2-25-17	ISU, 72-69	Ames
1-13-18	ISU, 75-65	Ames
2-3-18	BU, 81-67	Waco
1-8-19	BU, 73-70	Waco
2-19-19	BU, 73-69	Ames
3-14-19	ISU, 83-66	Kansas City
1-15-20	BU, 68-55	Waco
1-29-20	BU, 67-53	Ames
1-2-21	BU, 76-65	Ames
2-23-21	BU, 77-72	Waco
1-1-22	BU, 77-72	Ames
3-5-22	BU, 75-68	Waco
12-31-22	ISU, 77-62	Ames
3-4-23	ISU, 73-58	Waco
3-9-23	ISU, 78-72	Kansas City

CAREER GAMES VS. BAYLOR

#0 Tre King - 8.3 ppg, 6.0 rpg, 0.6 apg

Date	MP	FG-Att	Pct	3Pt-Att	Pct	FT-Att	Pct	PF	Off	Def	Tot	A	TO	BS	S	TP
12/31/22	19	1-1	1.000	0-0	.000	0-0	.000	3	2	3	5	0	1	0	1	2
3/4/23	26	5-11	.455	1-2	.500	2-4	.500	1	2	5	7	1	2	0	1	13
3/9/23	22	4-6	.667	0-1	.000	2-2	1.000	0	6	0	6	1	0	0	0	10
TOTALS	67	10-18	.555	1-3	.333	4-6	.667	4	10	8	18	2	3	0	2	25

#3 Tamin Lipsey - 8.0 ppg, 5.6 rpg, 6.0 apg

Date	MP	FG-Att	Pct	3Pt-Att	Pct	FT-Att	Pct	PF	Off	Def	Tot	A	TO	BS	S	TP
12/31/22	28	4-6	.666	0-1	.000	0-0	.000	4	2	3	5	8	4	0	3	8
3/4/23	27	0-1	.000	0-0	.000	3-4	.750	1	0	1	1	5	2	0	2	3
3/9/23	29	5-10	.500	0-1	.000	3-4	.750	0	4	7	11	5	4	0	5	13
TOTALS	84	9-17	.529	0-3	.000	6-8	.750	5	6	11	17	18	10	0	10	24

#4 Demarion Watson - 2.3 ppg, 3.0 rpg, 1.3 bpg

Date	MP	FG-Att	Pct	3Pt-Att	Pct	FT-Att	Pct	PF	Off	Def	Tot	A	TO	BS	S	TP
12/31/22	7	0-1	.000	0-0	.000	0-0	.000	0	0	2	2	0	0	1	0	0
3/4/23	16	2-2	1.000	0-0	.000	0-0	.000	1	1	2	3	2	1	0	0	7
3/9/23	14	0-3	.000	0-1	.000	0-0	.000	3	2	2	4	0	1	3	0	0
TOTALS	37	2-6	.333	0-1	.000	0-0	.000	4	2	6	9	2	2	4	0	7

#12 Robert Jones - 6.6 ppg, 3.2 rpg, 0.8 apg

Date	MP	FG-Att	Pct	3Pt-Att	Pct	FT-Att	Pct	PF	Off	Def	Tot	A	TO	BS	S	TP
1/1/22	9	2-3	.667	0-0	.000	1-3	.333	0	1	1	2	0	1	0	0	5
3/5/22	19	6-8	.750	0-0	.000	0-0	.000	4	5	1	6	0	1	0	1	12
12/31/22	15	2-6	.333	0-0	.000	1-2	.500	3	0	1	1	0	3	1	0	5
3/4/23	14	3-5	.600	0-0	.000	1-3	.333	2	1	4	5	2	1	1	0	7
3/9/23	14	2-4	.500	0-0	.000	0-0	.000	2	1	1	2	2	1	0	1	4
TOTALS	71	15-26	.571	0-0	.000	3-8	.375	11	8	8	16	4	7	2	2	33

#23 Conrad Hawley - 0 ppg, 0 rpg, 0ppg

Date	MP	FG-Att	Pct	3Pt-Att	Pct	FT-Att	Pct	PF	Off	Def	Tot	A	TO	BS	S	TP
3/4/23	1	0-0	.000	0-0	.000	0-0	.000	0	0	0	0	0	0	0	0	0
3/9/23	1	0-0	.000	0-0	.000	0-0	.000	0	0	0	0	0	0	0	0	0
TOTALS	2	0-0	.000	0-0	.000	0-0	.000	0	0	0	0	0	0	0	0	0

#24 Hason Ward - 3.75 ppg, 3.25 rpg, 1.0 apg -- First game at VCU

Date	MP	FG-Att	Pct	3Pt-Att	Pct	FT-Att	Pct	PF	Off	Def	Tot	A	TO	BS	S	TP
11/25/21	28	3-8	.375	0-1	.000	0-1	.000	3	3	3	6	3	4	1	1	6
12/31/22	4	1-1	1.000	0-0	.000	1-2	.500	0	0	0	0	0	1	1	1	3
3/4/23	7	2-2	1.000	0-0	.000	0-0	.000	1	2	1	3	0	0	0	0	4
3/9/23	11	1-1	1.000	0-0	.000	0-0	.000	0	1	3	4	1	0	2	0	2
TOTALS	50	7-12	.583	0-1	.000	1-3	.333	4	6	7	13	4	5	4	2	15

ISU-BAYLOR NOTES

- This will be the 48th matchup between the Bears and the Cyclones. It's been a close series, historically, but Baylor has a slight edge over ISU with a 24-23 record.
- Baylor head coach Scott Drew is tied for the longest tenured Big 12's head coach. He has faced ISU 26 times since he took over Baylor in 2003 and has a 10-16 record.
- Last season the Cyclones beat the Bears in all three games, marking just the 17th time in school history Iowa State has beaten a team three times in the same season.
- While Saturday's game will be the first meeting in Foster Pavilion, the Cyclones are 3-17 all-time against the Bears in Waco. Last seasons victory was the first in Waco since 2013.
- Saturday's meeting will be the sixth time the two schools have met while both are ranked. Iowa State is 1-4 in the five previous meetings, picking up a win in 2014.

FROM THE NOTEBOOK

Overtime Records

Overall: 68-70

Record	Last time...Score	Date
Home: 31-35		
	Kansas State L, 69-75	2-12-22
Road: 27-27		
	at Texas Tech L, 77-80	1-30-23
Neutral: 10-8		
	Villanova W, 81-79	11-24-22

Single: 59-63

Record	Last time...Score	Date
Home: 28-34		
	Kansas State L, 69-75	2-12-22
Road: 23-21		
	at Texas Tech L, 77-80	1-30-23
Neutral: 8-8		
	Villanova W, 81-79	11-24-22
NCAA Tournament: 1-1		
	vs. UCLA L, 73-74	3-20-97
	vs. Miami (Ohio) W, 81-79	3-14-86

Double: 7-5

Home: 3-1		
	Houston W, 82-75	1-3-10
	Creighton L, 94-99	1-16-90
	Iowa W, 76-72	1-14-84
	Kansas W, 78-72	1-13-69
Road: 2-4		
	at Oklahoma W, 92-87	1-21-17
	at Texas L, 86-89	2-13-13
	at Missouri L, 75-81	3-5-08
	at Oklahoma L, 75-80	1-22-00
	at Wyoming W, 70-66	12-16-95
	at N. Illinois L, 95-97	1-4-71
Neutral: 2-0		
	vs. NSU W, 81-77	1-22-05
	vs. Okla. State W, 87-84	1-30-69

Triple: 1-1

Road: 1-1		
	Nebraska L, 88-91	2-5-74
	Okla. State W, 98-97	2-3-14

Four: 0-1

Road: 0-1		
	at Missouri L, 109-112	1-13-00

Five: 1-0

Road: 1-0		
	at Colorado W, 83-80	2-27-60



Category 5 Culture

Gratitude
Enthusiasm
Toughness
Unity
Integrity

When T.J. Otzelberger arrived at Iowa State as head coach, one of his first priorities was creating a culture with a number of core values that define Cyclone basketball. Through that process, #C5C was born.

STANDINGS (as of 2/2/24)

School	Big 12	Overall
#4 Houston	6-2	19-2
#12 Iowa State	5-2	16-4
#15 Texas Tech	5-2	16-4
#8 Kansas	5-3	17-4
#25 TCU	5-3	6-5
#18 Baylor	4-3	15-5
#23 Oklahoma	4-4	16-5
Kansas State	4-4	14-7
#22 BYU	3-4	15-5
UCF	3-5	12-8
West Virginia	3-5	8-13
Texas	3-5	14-7
Cincinnati	3-5	14-7
Oklahoma State	1-7	9-12

HONORS

Big 12 Player of the Week

Nov. 13	Ja'Kobe Walter, Baylor
Nov. 20	Hunter Dickinson, Kansas
Nov. 27	Kevin McCullar Jr., Kansas
Dec. 4	Emanuel Miller, TCU
Dec. 11	Arthur Kaluma, Kansas State
Dec. 18	Micah Peavy, TCU
Dec. 28	RaeQuan Battle, West Virginia
Jan. 2	Pop Isaacs, Texas Tech
	RaeQuan Battle, West Virginia
Jan. 8	Hunter Dickinson, Kansas
Jan. 15	Emanuel Miller, TCU
Jan. 22	Jamal Shead, Houston
Jan. 29	Emanuel Miller, TCU

Big 12 Newcomer of the Week

Nov. 13	Hunter Dickinson, Kansas
Nov. 20	Hunter Dickinson, Kansas
Nov. 27	RayJ Dennis, Baylor
	Jaylin Sellers, UCF
Dec. 4	Chance McMillian, Texas Tech
Dec. 11	Keshon Gilbert, Iowa State
Dec. 18	Max Abmas, Texas
Dec. 28	RaeQuan Battle, West Virginia
Jan. 2	Keshon Gilbert, Iowa State
Jan. 8	Hunter Dickinson, Kansas
Jan. 15	Max Abmas, Texas
Jan. 22	Arthur Kaluma, Kansas State
Jan. 29	Chance McMillian, Texas Tech

ISU Active Career Leaders

Points	Tre King (1,311)
Points/Game	Milan Momcilovic (13.1)
Field Goal Percentage	Hason Ward (59.1)
Field Goals Made	Tre King (513)
3-Point Percentage	Milan Momcilovic (40.8)
3-Pointers Made	Curtis Jones (126)
Free Throw Percentage	Milan Momcilovic (85.4)
Free Throws Made	Tre King (248)
Rebounds	Tre King (685)
Rebounds/Game	Tre King (5.1)
Assists	Tamin Lipsey (255)
Assists/Game	Tamin Lipsey (4.9)
Steals	Tre King (150)
Blocks	Hason Ward (139)

Minimum 20 collegiate games played

CYCLONES IN THE NBA (2/2/24)



Georges Niang Cleveland Cavaliers

(Eighth Season)

Stats	Season	Career
Games	46	429
PPG	9.3	6.8
RPG	3.8	2.3
APG	1.3	0.9
FG%	43.6	43.8
3P%	36.3	39.8
PER	10.0	10.9



Monté Morris Detroit Pistons

(Seventh Season)

Stats	Season	Career
Games	4	346
PPG	6.3	10.4
RPG	1.8	2.5
APG	1.8	4.0
FG%	45.8	48.0
3P%	28.6	39.1
PER	13.4	15.1



Talen Horton-Tucker Utah Jazz

(Fifth Season)

Stats	Season	Career
Games	32	228
PPG	10.8	9.9
RPG	2.5	2.9
APG	4.1	3.2
FG%	41.1	42.7
3P%	33.3	28.9
PER	13.4	12.6



Tyrese Haliburton Indiana Pacers

(Fourth Season)

Stats	Season	Career
Games	36	227
PPG	23.0	17.3
RPG	4.1	3.7
APG	12.3	8.7
FG%	49.2	48.1
3P%	39.5	40.5
PER	26.2	20.3

Next in Line!

In addition to the four players on NBA rosters this season, five more Cyclones are playing in the NBA G League. Izaiah Brockington (Birmingham Squadron), Deonte Burton (Stockton Kings), George Conditt IV (Rip City Remix), Gabe Kalscheur (Capital City Go-Go) and Lindell Wigginton (Wisconsin Herd) are playing in the NBA G League this season.

NBA All-Star Game Starter

Tyrese Haliburton has been named an NBA All-Star Game Starter, the league announced on Thursday. This will be the second-straight year Haliburton has appeared in the game and the first time a Cyclone will start the game. This marks the third selection all-time to the game by a Cyclone, as Jeff Hornacek played in the 1992 game.

FROM THE NOTEBOOK

AP Top 25 Wins since 2011-12

1.	Kansas	94
2.	Michigan State	70
3.	Duke	68
4.	North Carolina	61
5.	Baylor	61
6.	Iowa State	57
7.	Villanova	57
8.	Wisconsin	55
9.	Kentucky	55
10.	Michigan	54

AP Top 25 Wins since 2021-22 (Otz Era)

1.	Kansas	19
2.	Iowa State	17
3.	Marquette	17
4.	TCU	15
5.	Tennessee	15
6.	Texas	15
7.	Arizona	14
8.	Purdue	14
9.	UConn	14
10.	Alabama	13
11.	Texas Tech	13
12.	Villanova	13

AP Top 10 Wins since 2021-22 (Otz Era)

1.	Iowa State	9
2.	Kansas	9
3.	Arizona	7
4.	Purdue	7
5.	Tennessee	7
6.	Texas	7
7.	Baylor	6
8.	North Carolina	6
9.	TCU	6
10.	Alabama	5
11.	Arkansas	5
12.	UConn	5
13.	Gonzaga	5
14.	Kentucky	5
15.	Miami (Fla.)	5
16.	Michigan State	5

Wins vs. Big 12 Schools since 2011-12

1.	Kansas	195
2.	Baylor	146
3.	Texas	123
4.	Iowa State	121
5.	Kansas State	115
6.	Oklahoma	111
7.	West Virginia	111
8.	Oklahoma State	104
9.	Texas Tech	97
10.	TCU	72

ISU Winning Percentage (Overall)

1.	Fred Hoiberg (2011-15)	.673
2.	T.J. Otzelberger (2022-Present)	.648
3.	Tim Floyd (1995-98)	.633
4.	Larry Eustachy (1999-03)	.631
5.	Bill Strannigan (1955-59)	.600
6.	Wayne Morgan (2004-06)	.585
7.	Maury Kent (1921)	.556
8.	Maury John (1972-74)	.551
9.	Johnny Orr (1981-94)	.522
10.	Louis Menze (1929-47)	.520

ISU Winning Percentage (Conference)

1.	Fred Hoiberg (2011-15)	.557
2.	Larry Eustachy (1999-03)	.525
3.	Tim Floyd (1995-98)	.500
4.	T.J. Otzelberger (2022-Present)	.488
5.	Bill Strannigan (1955-59)	.484
6.	Wayne Morgan (2004-06)	.458
7.	Glen Anderson (1960-71)	.458
8.	Louis Menze (1929-47)	.432
9.	Maury John (1972-74)	.429
10.	Maury Kent (1921)	.429

ISU Winning Percentage (Home)

1.	Fred Hoiberg (2011-15)	.872 (75-11)
2.	Larry Eustachy (1999-03)	.835 (71-14)
3.	T.J. Otzelberger (2022-Pres.)	.833 (40-8)
4.	Wayne Morgan (2004-06)	.792 (38-10)
5.	Tim Floyd (1995-98)	.769 (50-15)
6.	Johnny Orr (1981-94)	.766 (154-47)
7.	Bill Strannigan (1955-59)	.725 (37-14)
8.	Maury John (1972-74)	.725 (29-11)
9.	Louis Menze (1929-47)	.671 (112-55)
10.	Steve Prohm (2016-21)	.652 (60-32)

ISU Winning Percentage (Road)

1.	Maury Kent (1921)	.556 (5-4)
2.	Bill Strannigan (1955-59)	.438 (21-27)
3.	Tim Floyd (1995-98)	.436 (17-22)
4.	Louis Menze (1929-47)	.363 (53-93)
5.	T.J. Otzelberger (2022-Pres.)	.360 (9-16)
6.	Fred Hoiberg (2011-15)	.358 (19-34)
7.	H.H. Walter (1916-19)	.333 (9-18)
8.	Larry Eustachy (1999-03)	.320 (16-34)
9.	Glen Anderson (1960-71)	.282 (37-94)
10.	Wayne Morgan (2004-06)	.281 (9-23)

ISU Winning Percentage (Neutral)

1.	Bill Strannigan (1955-59)	.688 (11-5)
2.	Maury John (1972-74)	.667 (6-3)
3.	Steve Prohm (2016-21)	.657 (23-12)
4.	Fred Hoiberg (2011-15)	.656 (21-11)
5.	Wayne Morgan (2004-06)	.600 (9-6)
6.	Tim Floyd (1995-98)	.583 (14-10)
7.	Larry Eustachy (1999-03)	.560 (14-11)
8.	T.J. Otzelberger (2022-Pres.)	.533 (8-7)
9.	Glen Anderson (1960-71)	.487 (19-20)
10.	Johnny Orr (1981-94)	.408 (24-35)

ISU Wins on Neutral Court

1.	Johnny Orr (1981-94)	24
2.	Steve Prohm (2016-21)	23
3.	Fred Hoiberg (2011-15)	21
4.	Glen Anderson (1960-71)	19
5.	Larry Eustachy (1999-03)	14
6.	Tim Floyd (1995-98)	14
7.	Bill Strannigan (1955-59)	11
8.	Wayne Morgan (2004-06)	9
9.	T.J. Otzelberger (2022-Pres.)	8
10.	Clayton Sutherland (1948-54)	7

ISU Wins vs. AP Top 25 Teams

1.	Johnny Orr (1981-94)	24
2.	Fred Hoiberg (2011-15)	23
3.	T.J. Otzelberger (2022-Present)	17
4.	Steve Prohm (2016-21)	17
5.	Larry Eustachy (1999-03)	12
6.	Wayne Morgan (2004-06)	9
7.	Tim Floyd (1995-98)	7
8.	Bill Strannigan (1955-59)	6
9.	Glen Anderson (1960-71)	6
10.	Maury John (1972-74)	3
11.	Greg McDermott (2007-10)	1
12.	Lynn Nance (1977-80)	1
13.	Ken Trickey (1975-76)	1

ISU Wins vs. AP Top 10 Teams

1.	Johnny Orr (1981-94)	12
2.	T.J. Otzelberger (2022-Present)	9
3.	Fred Hoiberg (2011-15)	7
4.	Steve Prohm (2016-21)	7
5.	Tim Floyd (1995-98)	4
6.	Larry Eustachy (1999-03)	3
7.	Bill Strannigan (1955-59)	3
8.	Glen Anderson (1960-71)	3
9.	Wayne Morgan (2004-06)	1
10.	Greg McDermott (2007-10)	1

ISU Wins at Hilton Coliseum

1.	Johnny Orr (1981-94)	154
2.	Fred Hoiberg (2011-15)	75
3.	Larry Eustachy (1999-03)	71
4.	Steve Prohm (2016-21)	60
5.	Tim Floyd (1995-98)	50
6.	Greg McDermott (2007-10)	48
7.	T.J. Otzelberger (2022-Pres.)	40
8.	Wayne Morgan (2004-06)	38
9.	Lynn Nance (1977-80)	32
10.	Maury John (1972-74)	29

Most Wins in First Three Years at ISU

1.	Larry Eustachy (1999-03)	72
2.	Tim Floyd (1995-98)	69
3.	Fred Hoiberg (2011-15)	62
4.	Steve Prohm (2016-21)	60
5.	T.J. Otzelberger (2022-Present)	57
6.	Wayne Morgan (2004-06)	55
7.	Bill Strannigan (1955-59)	45
8.	Greg McDermott (2007-10)	44
9.	Maury John (1972-74)	43
10.	Glen Anderson (1960-71)	42

SUPERLATIVES UNDER T.J. OTZELBERGER

TEAM

Most Points Scored

- 107 - vs. Prairie View A&M (12/10/23)
- 102 - vs. Lindenwood (11/9/23)
- 99 - at DePaul (12/1/23)
- 96 - vs. Florida A&M (12/17/23)
- 92 - vs. Grambling State (11/19/23)
- 90 - vs. Iowa (12/7/23)
- 88 - vs. IUPUI (11/7/22)
- 86 - vs. Idaho State (11/12/23)
- 85 - vs. New Hampshire (12/31/23)
- 85 - vs. Green Bay (11/6/23)

Fewest Points Allowed

- 37 - vs. Grambling State (11/19/23)
- 37 - vs. Jackson State (12/12/21)
- 39 - vs. IUPUI (11/7/22)
- 40 - vs. McNeese State (12/11/22)
- 42 - vs. Oklahoma State (1/13/24)
- 43 - vs. North Carolina A&T (11/13/22)
- 44 - vs. Green Bay (11/6/23)
- 44 - vs. North Dakota (11/30/22)
- 47 - vs. Lindenwood (11/9/23)
- 47 - vs. #25 Texas Tech (1/5/22)
- 47 - vs. Grambling State (11/21/21)

Field Goals Made

- 39 - at DePaul (12/1/23)
- 39 - vs. Lindenwood (11/9/23)
- 35 - vs. Florida A&M (12/17/23)
- 34 - vs. New Hampshire (12/31/23)
- 34 - vs. Texas Tech (1/10/23)
- 34 - vs. #25 Xavier (11/24/21)

Field Goals Attempted

- 74 - vs. New Hampshire (12/31/23)
- 70 - vs. Alabama State (11/16/21)
- 69 - at DePaul (12/1/23)
- 69 - vs. Texas Tech (1/10/23)
- 68 - vs. North Carolina A&T (11/13/22)
- 68 - vs. Miami (3/25/22)

Field Goal Percentage (20 Made)

- .673 (33-49) - vs. Oklahoma (2/19/22)
- .633 (31-49) - vs. Western Michigan (12/18/22)
- .627 (32-51) - vs. Grambling State (11/19/23)
- .608 (31-51) - vs. Prairie View A&M (12/10/23)
- .593 (35-59) - vs. Florida A&M (12/17/23)

3-Point Field Goals Made

- 14 - vs. #7 Kansas (1/27/24)
- 13 - vs. Grambling State (11/21/21)
- 12 - vs. Texas Tech (1/10/23)
- 12 - vs. LSU (3/18/22)
- 12 - at Oklahoma State (1/26/22) (OT)
- 10 - Nine Times

Most Recently: vs. Eastern Illinois (12/21/23)

3-Point Field Goals Attempted

- 37 - vs. LSU (3/18/22)
- 34 - vs. #12 Texas A&M (11/26/23)
- 30 - vs. #7 Kansas (1/27/24)
- 28 - vs. Villanova (11/24/22) (OT)
- 28 - vs. Milwaukee (11/20/22)
- 28 - at Oklahoma State (1/26/22) (OT)

3-Point Field Goal Percentage (10 Attempts)

- .600 (9-15) - vs. Prairie View A&M (12/10/23)
- .556 (10-18) - vs. McNeese State (12/11/22)
- .545 (12-22) - vs. Texas Tech (1/10/23)
- .533 (8-15) - vs. Oklahoma (2/19/22)
- .526 (10-19) - vs. West Virginia (2/23/22)

Free Throws Made

- 36 - vs. Prairie View A&M (12/10/23)
- 27 - vs. Kansas State (1/24/24)
- 23 - vs. #7 Texas (1/17/23)
- 22 - vs. #9 Memphis (11/26/21)
- 22 - vs. Kennesaw State (11/9/21)

Free Throws Attempted

- 48 - vs. Prairie View A&M (12/10/23)
- 39 - vs. Kansas State (1/24/24)
- 33 - vs. #9 Memphis (11/26/21)
- 33 - vs. Kennesaw State (11/9/21)
- 30 - vs. VCU (11/23/23)
- 30 - vs. Idaho State (11/12/23)
- 30 - vs. #7 Texas (1/17/23)
- 30 - vs. West Virginia (2/23/22)

Free Throw Percentage (20 Attempts)

- .950 (19-20) - vs. Chicago State (12/21/21)
- .818 (18-22) - vs. #2 Houston (1/9/24)
- .810 (17-21) - vs. Lindenwood (11/9/23)
- .800 (16-20) - vs. Arkansas-Pine Bluff (12/1/21)
- .792 (19-24) - at West Virginia (2/8/23)

Most Rebounds

- 50 - vs. Iowa (12/9/21)
- 46 - vs. Grambling State (11/21/21)
- 45 - vs. Texas Tech (1/10/23)
- 44 - vs. New Hampshire (12/31/23)
- 44 - vs. #12 Texas A&M (11/26/23)
- 44 - vs. Green Bay (11/6/23)
- 44 - vs. #10 Baylor (3/9/23)
- 44 - vs. North Carolina A&T (11/13/22)

Most Assists

- 29 - at DePaul (12/1/23)
- 25 - vs. Lindenwood (11/9/23)
- 24 - vs. New Hampshire (12/31/23)
- 24 - vs. Florida A&M (12/17/23)
- 24 - vs. Western Michigan (12/18/22)

Most Steals

- 19 - vs. Lindenwood (11/9/23)
- 18 - at #19 TCU (1/20/24)
- 17 - vs. Idaho State (11/12/23)
- 16 - vs. Prairie View A&M (12/10/23)
- 15 - vs. Florida A&M (12/17/23)
- 15 - vs. IUPUI (11/7/22)
- 15 - vs. LSU (3/18/22)

Most Blocked Shots

- 10 - vs. #9 Memphis (11/26/21)
- 8 - vs. Kansas State (2/12/22) (OT)
- 6 - vs. Iowa (12/7/23)
- 6 - vs. #10 Baylor (3/9/23)
- 6 - at Texas Tech (1/30/23) (OT)
- 6 - vs. Texas Tech (1/10/23)
- 6 - vs. Oklahoma State (3/2/22)
- 6 - vs. TCU (1/22/22)
- 6 - vs. Milwaukee (11/20/22)
- 6 - vs. Alabama State (11/16/21)

Fewest Turnovers

- 4 - vs. Green Bay (11/6/23)
- 5 - vs. Florida A&M (12/17/23)
- 5 - vs. Oklahoma (2/25/23)
- 7 - vs. VCU (11/23/23)
- 7 - vs. #7 Texas (1/17/23)

INDIVIDUAL

Most Points

- 35 - Izaiah Brockington vs. West Virginia (2/23/22)
- 31 - Caleb Grill vs. #1 North Carolina (11/25/22)
- 30 - Izaiah Brockington vs. #25 Xavier (11/24/21)
- 30 - Gabe Kalscheur vs. #9 Memphis (11/26/21)
- 29 - Izaiah Brockington vs. Iowa (12/9/21)
- 27 - Izaiah Brockington vs. Kansas State (2/12/22) (OT)
- 26 - Izaiah Brockington at Oklahoma State (1/26/22) (OT)
- 26 - Gabe Kalscheur vs. West Virginia (2/27/23)
- 25 - Keshon Gilbert vs. Iowa (12/7/23)
- 25 - Gabe Kalscheur vs. Texas Tech (1/10/23)

Field Goals Made

- 14 - Izaiah Brockington vs. West Virginia (2/23/22)
- 12 - Izaiah Brockington vs. #25 Xavier (11/24/21)
- 11 - Caleb Grill vs. #1 North Carolina (11/25/22)
- 11 - Izaiah Brockington vs. Kansas State (2/12/22) (OT)
- 11 - Izaiah Brockington vs. #10 Kansas (2/1/22)
- 11 - Izaiah Brockington at Oklahoma State (1/26/22) (OT)
- 11 - Izaiah Brockington vs. Iowa (12/9/21)
- 10 - Tre King at DePaul (12/1/23)
- 10 - Gabe Kalscheur vs. Texas Tech (1/10/23)
- 10 - Gabe Kalscheur vs. #14 Wisconsin (3/20/22)
- 10 - Izaiah Brockington vs. Oklahoma (2/19/22)
- 10 - Izaiah Brockington vs. Arkansas-Pine Bluff (12/1/21)
- 10 - Gabe Kalscheur vs. #9 Memphis (11/26/21)

Field Goals Attempted

- 28 - Izaiah Brockington vs. #10 Kansas (2/1/22)
- 22 - Izaiah Brockington vs. West Virginia (2/23/22)
- 20 - Izaiah Brockington at Oklahoma State (1/26/22) (OT)
- 20 - Izaiah Brockington vs. Arkansas-Pine Bluff (12/1/21)
- 19 - Gabe Kalscheur at Texas Tech (1/30/23) (OT)
- 19 - Gabe Kalscheur vs. Villanova (11/24/22) (OT)
- 19 - Gabe Kalscheur vs. #14 Wisconsin (3/20/22)
- 19 - Izaiah Brockington at TCU (2/15/22)
- 19 - Izaiah Brockington vs. #25 Xavier (11/24/21)

3-Point Field Goals Made

- 8 - Caleb Grill at Texas Tech (1/30/23) (OT)
- 7 - Caleb Grill vs. #1 North Carolina (11/25/22)
- 7 - Tyrese Hunter vs. LSU (3/28/22)
- 6 - Curtis Jones vs. Prairie View A&M (12/10/23)
- 6 - Milan Momcilovic vs. Green Bay (11/6/23)
- 6 - Gabe Kalscheur vs. #10 Baylor (3/9/23)
- 6 - Caleb Grill at Kansas State (2/26/22)
- 6 - Gabe Kalscheur vs. #21 Texas (1/15/22)
- 6 - Caleb Grill vs. Southeastern (12/19/21)

3-Point Field Goals Attempted

- 15 - Gabe Kalscheur vs. Villanova (11/24/22) (OT)
- 13 - Milan Momcilovic vs. #12 Texas A&M (11/26/23)
- 12 - Gabe Kalscheur at #12 Kansas State (2/18/23)
- 12 - Caleb Grill at Texas Tech (1/30/23) (OT)
- 12 - Gabe Kalscheur vs. #21 Texas (1/15/22)

Free Throws Made

- 12 - Keshon Gilbert vs. VCU (11/23/23)
- 9 - Tyrese Hunter vs. Alabama State (11/16/21)
- 8 - Keshon Gilbert vs. Prairie View A&M (12/10/23)
- 8 - Osun Osunniyi vs. #5 Kansas State (1/24/23)
- 8 - Tyrese Hunter at Kansas State (2/26/22)
- 8 - Izaiah Brockington vs. Missouri (1/29/22)
- 8 - Izaiah Brockington vs. #1 Baylor (1/1/22)
- 8 - Izaiah Brockington vs. Chicago State (12/21/21)
- 8 - Gabe Kalscheur vs. Kennesaw State (11/9/21)

Free Throws Attempted

- 15 - Keshon Gilbert vs. VCU (11/23/23)
- 13 - Gabe Kalscheur vs. Kennesaw State (11/9/21)
- 11 - Keshon Gilbert vs. Florida A&M (12/17/23)
- 11 - Osun Osunniyi vs. #5 Kansas State (1/24/23)
- 10 - Keshon Gilbert vs. Prairie View A&M (12/10/23)
- 10 - Robert Jones vs. Iowa (12/7/23)
- 10 - Tyrese Hunter vs. Alabama State (11/16/21)
- 10 - Tyrese Hunter at Kansas State (2/26/22)
- 10 - Tyrese Hunter vs. West Virginia (2/23/22)
- 10 - Aljaž Kunc vs. #25 Texas Tech (1/5/22)

Most Rebounds

- 14 - Tamin Lipsey vs. #12 Texas A&M (11/26/23)
- 13 - Keshon Gilbert vs. Kansas State (1/24/24)
- 13 - Izaiah Brockington vs. Chicago State (12/21/21)
- 13 - Izaiah Brockington vs. Alabama State (11/16/21)
- 12 - Izaiah Brockington vs. TCU (1/22/22)
- 12 - Izaiah Brockington vs. Oregon State (11/12/21)

Most Assists

- 13 - Tyrese Hunter at #3 Baylor (3/5/22)
- 11 - Keshon Gilbert vs. New Hampshire (12/31/23)
- 10 - Tamin Lipsey at DePaul (12/1/23)
- 10 - Tamin Lipsey vs. #8 Kansas (2/4/23)
- 10 - Tyrese Hunter at Kansas State (2/26/22)

Most Steals

- 8 - Tamin Lipsey vs. Prairie View A&M (12/10/23)
- 7 - Curtis Jones at #19 TCU (1/20/24)
- 5 - Tamin Lipsey vs. Oklahoma State (1/13/24)
- 5 - Curtis Jones vs. Lindenwood (11/9/23)
- 5 - Tamin Lipsey vs. #10 Baylor (3/9/23)
- 5 - Tyrese Hunter vs. LSU (3/18/22)
- 5 - Caleb Grill vs. St. John's (12/4/22)
- 5 - Tyrese Hunter at #9 Kansas (1/11/22)
- 5 - Gabe Kalscheur vs. #9 Memphis (11/26/21)
- 5 - Tyrese Hunter vs. #25 Xavier (11/24/21)

Most Blocks

- 3 - Hason Ward vs. New Hampshire (12/31/23)
- 3 - Milan Momcilovic vs. Prairie View A&M (12/10/23)
- 3 - Robert Jones vs. Grambling State (11/19/23)
- 3 - Demarion Watson vs. #10 Baylor (3/9/23)
- 3 - Osun Osunniyi at Texas Tech (1/30/23) (OT)
- 3 - Osun Osunniyi at Oklahoma State (1/21/23)
- 3 - Osun Osunniyi at #2 Kansas (1/14/23)
- 3 - Aljaž Kunc vs. Milwaukee (11/20/22)
- 3 - George Conditt IV at #18 Texas Tech (1/18/22)
- 3 - Aljaž Kunc vs. #9 Memphis (11/26/21)

STAT RANKINGS

Category	NCAA	Big 12
Assist/Turnover Ratio	18	3
Assists Per Game	17	4
Bench Points Per Game	135	8
Blocks Per Game	237	12
Effective Field Goal Percent	70	7
Fastbreak Points	89	6
Field Goal Percentage	26	4
Field Goal Percentage Def.	26	4
Fouls Per Game	98	7
Free Throw Att. Per Game	26	1
Free Throw Percentage	263	11
Free Throws Made Per Game	43	2
Rebound Margin	85	9
Rebounds (Def.) Per Game	263	13
Rebounds (Off.) Per Game	110	8
Rebounds Per Game	183	10
Scoring Defense	6	2
Scoring Margin	3	2
Scoring Offense	46	4
Steals Per Game	3	1
3-Point Attempts Per Game	284	12
3-Point Percentage	99	6
3-Point Percentage Def.	181	11
3-Pointers Per Game	242	12
Turnover Margin	3	2
Turnovers Forced Per Game	3	1
Turnovers Per Game	101	3
Winning Percentage	23	3

Category (Top 100)

Category	NCAA	Big 12
Keshon Gilbert		
Triple Doubles	4	2
Curtis Jones		
Steals Per Game	62	4
Steals	74	4
Tamin Lipsey		
Steals Per Game	3	1
Triple Doubles	4	2
Steals	7	1
Assists Per Game	26	4
Assists	41	4
Assist/Turnover Ratio	57	5

MISC. STATS

Largest...

	2023-24	Under Otz
Lead	58 vs. Grambling State (11/19/23)	58 vs. Grambling State (11/19/23)
Margin of Victory	55, twice	55, twice
Deficit	24 at #20 BYU (1/16/24)	33 vs. Texas Tech (3/10/22)
Deficit Overcome to Win	15 vs. VCU (11/23/23)	15 vs. VCU (11/23/23)
Deficit Overcome to Lead	15 vs. VCU (11/23/23)	25 at Baylor (3/5/22)
Margin of Defeat	15 at #20 BYU (1/16/24)	31 vs. Texas Tech (3/10/22)
Halftime Lead	34 vs. Grambling State (11/19/23)	34 vs. Grambling State (11/19/23)
Halftime Deficit	10 vs. Virginia Tech (11/24/23)	20 at Iowa (12/8/22)
Iowa State Run	18, twice	21 vs. IUPUI (11/7/22)
Opponent Run	16 vs. #12 Texas A&M (11/26/23)	22 at Baylor (3/5/22)

Most...

	2023-24	Under Otz
Points in a Half	58 at DePaul (12/1/23)	58 at DePaul (12/1/23)
Opp. Points in a Half	49 vs. #7 Kansas (1/27/24)	49, twice
Points Off Turnovers	36 at #19 TCU (1/20/24)	36, twice
2nd Chance Points	24 vs. Prairie View A&M (12/10/23)	24 vs. Prairie View A&M (12/10/23)
Points in the Paint	52, twice	52, twice
Fastbreak Points	21 vs. Prairie View A&M (12/10/23)	21 vs. Prairie View A&M (12/10/23)

SHOT PERCENT PER HALF

Highest 2023-24

Team	2023-24	Under Otz
Iowa State	67.9% 1st vs. Grambling State (11/19/23)	76.9% 2nd vs. Southeastern (12/19/21)
Opponent	57.7% 2nd at No. 20 BYU (1/16/24)	81.8% 2nd at Oklahoma (1/8/22)

Lowest

Team	2023-24	Under Otz
Iowa State	22.6% 1st vs. VCU (11/23/23)	15.8% 2nd vs. Texas Tech (1/5/22)
Opponent	22.7% 2nd vs. Oklahoma State (1/13/24)	22.7% 2nd vs. Oklahoma State (1/13/24)

DOUBLE FIGURE SCORERS

Number	W-L	Under Otz
0 Players	0-0	0-1
1 Player	0-0	0-1
2 Players	1-1	12-13
3 Players	3-2	21-15
4 Players	8-1	16-1
5 Players	2-0	6-0
6 Players	2-0	2-0

IN THE POLLS

Week	AP/Coach	Week	AP/Coach
Nov. 13	RV/RV	Jan. 15	24/20
Nov. 20	RV/RV	Jan. 22	23/18
Nov. 27	RV/RV	Jan. 29	12/11
Dec. 4	-/RV	Feb. 5	-/-
Dec. 11	RV/RV	Feb. 12	-/-
Dec. 18	RV/RV	Feb. 19	-/-
Dec. 25	RV/RV	Feb. 26	-/-
Jan. 1	RV/RV	March 4	-/-
Jan. 8	RV/RV	March 11	-/-
		April 9	-/-

CYCLONE FACTS

9

The Cyclones have nine wins over teams ranked in the AP Top 10 under T.J. Otzelberger, the most in the country during his tenure at Iowa State.

22

Over the summer, Cyclone legend Dedric Willoughby suddenly passed away. Iowa State honored Willoughby before the game Nov. 12 against Idaho State.

26

26 times Iowa State has had a player named to an All-America team, including seven times in the last 10 seasons.

546

The Cyclones have made at least one three-point field goal in 546 consecutive games, a streak dating back to the 2007-08 season opener against Winston-Salem State.

SITUATIONAL RECORDS

	2023-24	Under Otz	Streak
Against Non-conference opponents	11-2	35-7	W6
Against Big 12 opponents	5-2	22-24	W3
At Home:	13-0	40-8	W13
On Road:	2-2	9-16	W1
At Neutral Sites:	1-2	8-7	L2
Leading at half	15-1	46-9	W11
Trailing at half	1-3	8-22	L3
Tied at half	0-0	3-0	W3
Outrebound opponent	11-2	36-11	W2
Tied or Outrebounded	5-2	21-20	W2
Make more free throws	12-1	27-5	W7
Make same or fewer free throws	4-3	30-26	W2
Make 15 or more FTs	11-3	26-5	W1
Make Less Than 15 FTs	5-1	31-25	W3
Shooting 50 percent or better	6-0	20-1	W17
Shooting less than 50 percent	10-4	37-30	W3
Better FG% than opponent	13-1	45-5	W9
Worse FG% than opponent	3-3	12-26	W2
Makes 10 or more 3-pointers	3-0	14-0	W14
Makes Less Than 10 3-pointers	13-4	43-31	W2
Commit same or more turnovers	0-2	7-14	L3
Commits less turnovers	16-2	50-17	W5
More bench points	12-3	41-13	W2
Same or fewer bench points	4-1	16-18	W3
Score 59 points or less	1-0	6-14	W1
Score 60-69 points	2-3	11-13	W1
Score 70-79 points	3-1	19-4	W3
Score 80-89 points	4-0	15-0	W21
Score 90-99 points	4-0	4-0	W15
Score more than 100 points	2-0	2-0	W14
Allow 59 points or less	9-0	33-3	W9
Allow 60-69 points	3-0	11-7	W3
Allow 70-79 points	3-3	10-19	W2
Allow 80-89 points	1-1	3-2	L1
Allow 90-99 points	0-0	0-0	L11
Allowing more than 100 points	0-0	0-0	L16
Reach 40 points first	15-1	51-7	W11
Opponent reach 40 points first	1-3	6-24	L3
Decided by 5 points or less	4-1	16-8	W3
Decided by 6-10 points	0-2	6-7	L2
Decided by 11 points or more	12-1	35-16	W1
Leading with 5:00 left	15-0	53-6	W17
Trailing with 5:00 left	1-4	3-24	L4
Tied with 5:00 left	0-0	1-1	L1
Leading with 1:00 left	16-0	54-1	W20
Trailing with 1:00 left	0-4	2-29	L21
Tied with 1:00 left	0-0	1-1	W1
In November	5-2	17-3	L2
In December	6-0	16-1	W9
In January	5-2	14-11	W3
In February	0-0	6-10	L4
In March	0-0	4-6	L2
In April	0-0	0-0	-
In overtime	0-0	2-2	L1
In double overtime	0-0	0-0	W1
As AP Top-25 team	3-1	23-18	W3
Vs. AP Top-25 team	3-3	17-15	W2
Vs. AP Top-15 team	2-2	11-11	W2
Vs. AP Top 10 team	2-0	9-7	W2
On Big 12 Now on ESPN+	9-2	28-7	L1
On ESPN	0-0	3-4	L1
On ESPN2	3-2	9-10	W2
On ESPNU	2-0	12-5	W2
On Longhorn Network	0-0	0-2	L2
On FS1	1-0	2-1	W1
On TBS	0-0	1-1	L1
On TNT	0-0	1-0	W1
On truTV	0-0	0-1	L1
On CBS	1-0	1-0	W1
White Jersey	6-1	22-8	W4
Gold Jersey	4-2	13-9	W1
Cardinal Jersey	5-1	19-13	W1
Black Jersey	1-0	2-1	W2
Anthracite Jersey	0-0	1-0	W1

THE LAST TIME

Iowa State had...

100 points	107 vs. Prairie View A&M (12-10-23)
FG% 60% or better	60.8 (31-51) vs. Prairie View A&M (12-10-23)
FG% 30% or less	23.3 (14-60) vs. Pitt (3-17-23)
Made 10 3-pointers	14 vs. No. 7 Kansas (1-27-24)
Attempted 40 FTs	48 vs. Prairie View A&M (12-10-23)
Attempted Fewer Than 5 FTs	4 vs. Miami (3-25-22)
Had 50 rebounds	50 vs. Iowa (12-9-21)
Had 60 rebounds	63 vs. The Citadel (11-20-16)
Had 30 assists	32 vs. Mississippi Valley State (11-5-19)
Had 10 steals	10 vs. Kansas State (1-24-24)
Had 10 blocks	10 vs. Memphis (11-26-21)
Five Players With 10+ pts	5 vs. Florida A&M (12-17-23)
<i>(King, Momcilovic, Lipsey, Gilbert, Paveletzke)</i>	
Six Players With 10+ pts	6 vs. New Hampshire (12-31-23)
<i>(King, Momcilovic, Lipsey, Gilbert, C. Jones, Ward)</i>	
Two Players with 20 pts	2 vs. Prairie View A&M (12-10-23)
<i>(C. Jones, 22; Gilbert, 20)</i>	
Three Players with 20 pts	3 vs. Oklahoma State (1-21-20)
<i>(Young, 27; Bolton, 21; Haliburton, 20)</i>	
Two Players with 5+ 3-Pointers	2 vs. No. 12 Baylor (12-31-22)
<i>(Grill 5, Kalscheur 5)</i>	
2 double-doubles	2 vs. Chicago State (12-21-21)
<i>(Brockington, Enaruna)</i>	
3 double-doubles	3 vs. Buffalo (12-7-15)
<i>(McKay, Morris, Niang)</i>	

A Cyclone had...

30 points	31, Caleb Grill vs. No. 1 North Carolina (11-25-22)
40 points	48, Melvin Ejim vs. TCU (2-8-14)
5 3-pointers	5, Curtis Jones vs. Eastern Illinois (12-21-23)
10 rebounds	13, Keshon Gilbert vs. Kansas State (1-24-24)
15 rebounds	16, Mike Jacobson vs. Kansas St. (3-15-19)
20 rebounds	20, Jared Homan vs. No. Carolina (3-20-05)
10 assists	11, Keshon Gilbert vs. New Hampshire (12-31-23)
5 steals	7, Curtis Jones at No. 19 TCU (1-20-24)
5 blocks	5, George Conditt vs. Seton Hall (12-8-19)
Double-Double	Keshon Gilbert vs. Kansas State (1-24-24)
Triple-Double	Keshon Gilbert vs. New Hampshire (12-31-23)

An Opposing Team had...

100 points	105 by Iowa (12-11-20)
FG% 60% or better	61.7 (29-47) by Oklahoma (1-8-22)
FG% 30% or less	28.6 by Grambling State (11-19-23)
Made 10 3-pointers	13 by No. 20 BYU (1-16-24)
Made 0 3-pointers	Southern Miss (11-19-19)
Had 50 rebounds	51 by TCU (2-9-21)
Had 30 assists	31 by Texas A&M (1-16-99)
Six Players With 10+ pts	6 by Oklahoma (2-12-20)

An Opposing Player had...

30 points	32, Nijel Pack, Kansas State (2-26-22)
40 points	40, Devin Smith, Virginia (12-6-04)
5 3-pointers	5, Emanuel Sharp, No. 2 Houston (1-9-24)
10 rebounds	15, Hunter Dickinson, No. 7 Kansas (1-27-24)
15 rebounds	15, Hunter Dickinson, No. 7 Kansas (1-27-24)
20 rebounds	21, Stacey King, Oklahoma (1-30-88)
10 assists	13, Xavier Simpson, Michigan (11-27-19)
5 steals	5, De'Vion Harmon, Texas Tech (1-10-23)
5 blocks	6, Kevin Samuel, TCU (1-4-20)

SPECIALTY STATS

Dunks (at ISU)

Player	2023-24	Career
Ward	17	35
King	17	29
R. Jones	11	25
Watson	5	12
Billiew	3	3
Gilbert	3	3
Lipsey	1	2

Charges Taken (at ISU)

Player	2023-24	Career
Gilbert	10	10
Lipsey	4	12
C. Jones	3	3
King	2	5
R. Jones	-	8
Watson	-	3
Hawley	-	2

First Points of a Game (at ISU)

Player	2023-24	Career
R. Jones	5	7
Momcilovic	5	5
King	4	4
Gilbert	3	3
Lipsey	1	6
Ward	1	1
C. Jones	1	1

First Sub of a Game (at ISU)

Player	2023-24	Career
C. Jones	19	19
Ward	6	7
Billiew	6	6
R. Jones	3	45
Watson	2	11
King	-	17

20-plus Points in a Game (At ISU)

Player	2023-24	Career
Gilbert	5	5
King	2	2
Lipsey	2	2
Momcilovic	1	1
C. Jones	1	1

30-plus Points in a Game (At ISU)

Player	2023-24	Career
-	-	-

10-plus Rebounds in a Game (At ISU)

Player	2023-24	Career
Gilbert	3	3
Lipsey	2	4
King	1	1
Watson	-	1
R. Jones	-	1

10-plus Assists in a Game (At ISU)

Player	2023-24	Career
Lipsey	1	2
Gilbert	1	1

LED IOWA STATE IN...

Player	Points		Rebounds		Assists	
	'23-24	Career	'23-24	Career	'23-24	Career
Billiew	-	-	-	-	-	-
Fish	-	-	-	-	-	-
Gilbert	5	5	5	5	9	9
Hawley	-	-	-	-	-	-
C. Jones	2	2	-	-	4	4
R. Jones	1	1	4	12	-	4
Kelderman	-	-	-	-	-	-
King	3	3	8	12	-	-
Lipsey	7	7	5	10	14	35
Momcilovic	5	5	1	1	-	-
Paveletzke	-	-	-	-	-	-
Ward	1	1	2	3	1	1
Watson	-	-	1	3	-	-

HOW ISU SCORED FIRST POINT

Player	Dunk	Layup	Jumper	3-Pointer	Free Throw
Momcilovic	-	1	2	2	-
R. Jones	-	4	-	-	1
King	1	3	-	-	-
Gilbert	-	1	2	-	-
Ward	1	-	-	-	-
C. Jones	-	1	-	-	-
Lipsey	-	-	1	-	-

WINNING STREAKS

All Opponents

Total: Won 3 Home: Won 13
Road: Won 1 Neutral: Lost 2

Big 12 Opponents

Total: Won 3 Home: Won 4
Road: Won 1 Neutral: Lost 1

Non-Conference Opponents

Total: Won 6 Home: Won 27
Road: Won 1 Neutral: Lost 2

A.P. Top-25 Ranked Opponents

Total: Won 2 Home: Won 7
Road: Won 1 Neutral: Lost 2

Last Win Over Ranked Team

Home - #7 Kansas (79-75), 1/27/24
Road - #19 TCU (73-72), 1/20/24
Neutral - #10 Baylor (78-72), 3/10/23

Homecourt Win Streaks

39 2/16/99 - 11/30/01 (four seasons)
22 1/18/12 - 2/25/13 (two seasons)
22 2/16/85 - 12/22/86 (three seasons)
21 3/4/92 - 12/21/93 (three seasons)
21 1/25/14 - 2/25/15 (two seasons)
Current streak - 13 (11/6/23-Present)

Conference Home Win Streaks

18 2/16/99 - 1/9/02 (four seasons)
14 1/18/12 - 2/5/13 (two seasons)
14 1/25/14 - 2/25/15 (two seasons)
12 2/16/85 - 1/20/87 (three seasons)
Current streak- 4 (1/9/24-Present)

Non-Conference Home Win Streaks

41 1/2/91 - 12/9/95 (six seasons)
37 12/6/11 - 12/1/16 (six seasons)
28 11/23/98 - 12/1/01 (four seasons)
27 12/20/20 - Present (four seasons)
Current streak- 27 (12/20/20-Present)

MOST 3-POINTERS, GAME

1.	18	Kansas	2/4/17
2.	17	Kansas	2/25/13
3.	16	Oklahoma	2/6/21
	16	Northern Colorado	11/22/11
4.	15	Alabama	11/28/19
	15	Oklahoma State	2/28/17
	15	Omaha	12/5/16
	15	UNC-Wilmington	11/10/13
	15	Oklahoma	2/4/12
	15	Milwaukee	11/16/08
9.	14	Kansas	1/27/24
	14	Purdue-Fort Wayne	12/22/19
	14	Drake	11/17/19
	14	Kansas State	2/16/19
	14	San Diego State	11/21/18
	14	Northern Illinois	12/4/17
	14	Drake	12/17/16
	14	Chattanooga	11/23/15
	14	Oklahoma	2/9/15
	14	West Virginia	3/9/13
	14	TCU	2/16/13
	14	Kansas	1/9/13
	14	Rice	11/26/11
	14	Kansas	2/12/11
	14	Baylor	1/15/11

CAREER DOUBLE-DOUBLES

Tre King (9)

Florida A&M (12/17/23) 18 Points, 10 Rebounds
 *Jacksonville State (1/7/21) 16 Points, 10 Rebounds
 *Eastern Illinois (12/30/20) 22 Points, 12 Rebounds
 *Camp-Harrod. (12/17/20) 24 Points, 12 Rebounds
 *at Xavier (11/30/20) 25 Points, 13 Rebounds
 *vs. North Florida (11/25/20) 15 Points, 10 Rebounds
 *at Tennessee Tech (2/21/19) 10 Points, 10 Rebounds
 *Jacksonville State (1/24/19) 11 Points, 12 Rebounds
 *East Carolina (12/28/19) 18 Points, 12 Rebounds

Hason Ward (5)

*Rhode Island (2/8/22) 13 Points, 10 Rebounds
 *Duquesne (2/5/22) 13 Points, 10 Rebounds
 *at Richmond (1/29/22) 14 Points, 10 Rebounds
 *at Davidson (2/27/21) 10 Points, 10 Rebounds
 *La Salle (1/30/21) 13 Points, 10 Rebounds

Robert Jones (3)

at Iowa (12/8/22) 11 Points, 10 Rebounds
 *Omaha (2/27/21) 13 Points, 10 Rebounds
 *South Dakota State (1/8/20) 11 Points, 11 Rebounds

Tamin Lipsey (2)

vs. No. 10 Baylor (3/9/23) 13 Points, 11 Rebounds
 vs. No. 12 Texas A&M (11/26/23) 10 Points, 14 Rebounds

Keshon Gilbert (2)

vs. VCU (12/23/23) 22 Points, 10 Rebounds
 vs. Kansas State (1/24/24) 15 Points, 13 Rebounds

Jackson Paveletzke (1)

*Montreat 23 Points, 10 Assists

*Prior to Iowa State

CYCLONE TRIPLE DOUBLES

Marc Urquhart - Jan. 9, 1989 vs. Ill.-Chicago
 10 points, 12 rebounds, 10 assists

Jamaal Tinsley - Jan. 8, 2000 vs. Missouri
 12 points, 11 rebounds, 11 assists

Curtis Stinson - Feb. 5, 2006 vs. Colorado
 24 points, 10 rebounds, 10 assists

Royce White - Jan. 7, 2012 at Texas A&M
 10 points, 18 rebounds, 10 assists

Monté Morris - Nov. 20, 2016 vs. The Citadel
 17 points, 10 rebounds, 10 assists

Tyrese Haliburton - Jan. 4, 2020 at TCU
 22 points, 12 rebounds, 10 assists

Tamin Lipsey - Dec. 1, 2023 at DePaul
 15 points, 10 rebounds, 10 assists

Keshon Gilbert - Dec. 31, 2023 vs. New Hampshire
 10 points, 10 rebounds, 11 assists

STARTERS BY GAME

Opponent	1	2	3	4	5	W-L
GREEN BAY	Lipsey	Gilbert	Momcilovic	King	Ward	1-0
LINDENWOOD	Lipsey	Gilbert	Momcilovic	King	Ward	2-0
IDAHO STATE	Lipsey	Gilbert	Momcilovic	King	Ward	3-0
GRAMBLING ST.	Lipsey	Gilbert	Momcilovic	King	R. Jones	1-0
vs. VCU	Lipsey	Gilbert	Momcilovic	King	R. Jones	2-0
vs. Virginia Tech	Lipsey	Gilbert	Momcilovic	King	R. Jones	2-1
vs. No. 12 Texas A&M	Lipsey	Gilbert	Momcilovic	King	R. Jones	2-2
at DePaul	Lipsey	Gilbert	Momcilovic	King	R. Jones	3-2
IOWA	Lipsey	Gilbert	Momcilovic	King	R. Jones	4-2
PRAIRIE VIEW A&M	Lipsey	Gilbert	Momcilovic	King	R. Jones	5-2
FLORIDA A&M	Lipsey	Gilbert	Momcilovic	King	R. Jones	6-2
EASTERN ILLINOIS	Lipsey	Gilbert	Momcilovic	King	R. Jones	7-2
NEW HAMPSHIRE	Lipsey	Gilbert	Momcilovic	King	R. Jones	8-2
at No. 11 Oklahoma	Lipsey	Gilbert	Momcilovic	King	R. Jones	8-3
No. 2 HOUSTON	Lipsey	Gilbert	Momcilovic	King	R. Jones	9-3
OKLAHOMA STATE	Lipsey	Gilbert	Momcilovic	King	R. Jones	10-3
at No. 20 BYU	Lipsey	Gilbert	Momcilovic	King	R. Jones	10-4
at No. 19 TCU	C.Jones	Gilbert	Momcilovic	King	R. Jones	1-0
KANSAS STATE	Lipsey	Gilbert	Momcilovic	King	R. Jones	11-4
No. 7 KANSAS	Lipsey	Gilbert	Momcilovic	King	R. Jones	12-4

CAREER GAMES PLAYED

Name	2023-24	Career
Tre King	20 (16-4)	135 (76-58)*
Robert Jones	20 (16-4)	133 (64-68)*
Keshon Gilbert	20 (16-4)	83 (51-31)*
Curtis Jones	20 (16-4)	79 (46-32)*
Milan Momcilovic	20 (16-4)	20 (15-4)
Tamin Lipsey	19 (15-4)	52 (33-18)
Jackson Paveletzke	19 (15-4)	52 (32-20)*
Demarion Watson	19 (15-4)	48 (32-15)
Omaha Biliew	16 (13-3)	16 (13-3)
Hason Ward	11 (9-2)	113 (75-37)*
Cade Kelderman	9 (8-1)	9 (8-1)
Conrad Hawley	7 (7-0)	16 (14-2)
Kayden Fish	4 (4-0)	4 (4-0)

*Includes previous school

CAREER GAMES STARTED

Name	2023-24	Career
Tre King	20 (16-4)	102 (60-42)*
Keshon Gilbert	20 (16-4)	53 (37-16)*
Milan Momcilovic	20 (16-4)	20 (16-4)
Tamin Lipsey	19 (15-4)	52 (34-18)
Robert Jones	17 (13-4)	67 (27-40)*
Hason Ward	3 (3-0)	38 (26-12)*
Curtis Jones	1 (1-0)	32 (15-17)*
Jackson Paveletzke	- (0-0)	33 (17-16)*

*Includes previous school

Lock Down Defense

Since his arrival in Ames as the Head Coach, T.J. Otzelberger has stressed his defensive philosophy. The Cyclones have locked down nearly every opponent since he took over, holding 75 of the 88 opponents below their season scoring average entering the game. Of the 13 that have reached the average, three were in season openers without an average and four of them came in overtime. Seven of the 13 were in Otzelberger's first season.

Team	Average	Total
Green Bay	00.0	44
Lindenwood	52.0	47
Idaho State	72.5	55
Grambling State	80.3	37
vs. VCU	68.3	64
vs. Virginia Tech	83.4	71
vs. #12 Texas A&M	80.3	73
at DePaul	70.0	80
Iowa	87.9	65
Prairie View A&M	72.5	56
Florida A&M	67.5	58
Eastern Illinois	72.8	48
New Hampshire	78.9	70
at #11 Oklahoma	82.5	71
#2 Houston	76.9	53
Oklahoma State	74.9	42
at #20 BYU	85.6	87
at #19 TCU	83.6	72
Kansas State	74.5	67
#7 Kansas	79.2	75

ON THIS DATE

- Iowa State is 10-14 all-time on Feb. 3.
- This will be the first time Iowa State has played on Feb. 3 since dropping an 81-67 decision at Baylor in 2018.
- Iowa State is 3-3 in Big 12 play on Feb. 3, earning wins over Kansas State (2001), Baylor (2007) and Oklahoma State (2014).
- The Cyclones won four-straight games on Feb. 3 from 1993-2007.
- Iowa State is 1-2 against Baylor on Feb. 3, beating the Bears 71-58 in 2007, while dropping the last two in Waco in 2010 and 2018.

SPECIALTY STATS

OPPONENT	SCORE	POINTS IN PAINT		POINTS OFF TURNOVERS		2ND CHANCE POINTS		FAST BREAK POINTS		BENCH POINTS	
		ISU	OPP	ISU	OPP	ISU	OPP	ISU	OPP	ISU	OPP
GREEN BAY	W, 85-44	42	8	27	4	21	5	16	1	25	12
LINDENWOOD	W, 102-47	52	8	35	12	20	3	20	7	40	22
IDAHO STATE	W, 86-55	46	12	24	8	12	7	15	0	29	21
GRAMBLING ST.	W, 92-37	48	18	28	9	6	2	11	6	38	19
vs. VCU	W, 68-64	42	18	11	4	9	9	7	5	4	9
vs. Virginia Tech	L, 62-71	26	16	12	7	8	10	8	5	5	15
vs. No. 12 Texas A&M	L, 69-73	18	30	12	19	19	16	17	18	19	17
at DePaul	W, 99-80	52	24	30	14	21	9	19	13	17	15
IOWA	W, 90-65	46	18	25	9	17	11	10	13	11	32
PRAIRIE VIEW A&M	W, 107-56	44	16	34	19	24	9	21	4	40	31
FLORIDA A&M	W, 96-58	38	12	31	7	9	11	13	1	30	18
EASTERN ILLINOIS	W, 80-48	30	22	22	5	5	8	13	2	26	14
NEW HAMPSHIRE	W, 85-70	42	26	21	15	16	9	17	5	25	16
at No. 11 Oklahoma	L, 63-71	38	26	18	10	15	5	6	10	26	22
No. 2 HOUSTON	W, 57-53	22	18	17	6	5	10	6	2	9	5
OKLAHOMA STATE	W, 66-42	42	16	20	7	6	6	4	5	14	14
at No. 20 BYU	L, 72-87	34	26	10	17	15	10	8	21	20	13
at No. 19 TCU	W, 73-72	40	28	36	13	14	6	15	22	15	17
KANSAS STATE	W, 78-67	24	28	17	14	13	10	6	7	26	19
No. 7 KANSAS	W, 79-75	24	36	15	9	14	11	9	7	18	2
Totals		750	406	445	208	269	167	241	154	437	333
Averages		37.5	20.3	22.3	10.4	13.5	8.4	12.1	7.7	21.9	16.7

RECORD WATCH

ISU SINGLE-SEASON FEWEST TURNOVERS

1.	10.14	2016-17
2.	10.56	2013-14
3.	11.03	2014-15
4.	11.10	2023-24
5.	11.14	2018-19
6.	11.37	2015-16
7.	11.90	2017-18
8.	12.13	2008-09
9.	12.32	2011-12
10.	12.53	2010-11

ISU SINGLE-SEASON TURNOVER MARGIN

1.	7.42	2023-24
2.	6.79	1985-86
3.	6.10	2005-06
4.	5.19	1992-93
5.	4.62	1991-92
6.	4.59	1983-84
7.	4.16	2004-05
8.	3.88	2016-17
9.	3.61	2022-23
10.	3.13	1987-88

ISU STEALS BY A SOPHOMORE

1.	72	Curtis Stinson, 2004-05
2.	64	Monté Morris, 2014-15
3.	62	Jeff Grayer, 1985-86
4.	61	Jeff Hornacek, 1983-84
5.	60	Will Blalock, 2004-05
-	59	Tamin Lipsey, 2023-24

ISU 3-POINTERS BY A FRESHMAN

1.	69	Lindell Wigginton, 2017-18
2.	61	Jake Sullivan, 2000-01
3.	49	Tyrese Haliburton, 2018-19
	49	Talen Horton-Tucker, 2018-19
5.	44	Matt Thomas, 2013-14
-	42	Milan Momcilovic, 2023-24

ISU FRESHMAN SCORING AVERAGE

1.	16.9	Lindell Wigginton, 2017-18
2.	16.2	Curtis Stinson, 2003-04
3.	14.9	Marcus Fizer, 1997-98
4.	13.7	Ron Harris, 1980-81
5.	13.1	Milan Momcilovic, 2023-24
6.	13.0	Barry Stevens, 1981-82

ISU SINGLE-SEASON 5+ STEAL GAMES

1.	5	Jamaal Tinsley, 2001
	5	Jamaal Tinsley, 2000
3.	4	Ron Bayless, 1993
	4	Jeff Hornacek, 1984
5.	3	Tyrese Hunter, 2022
	3	Will Blalock, 2006
	3	Justus Thigpen, 1993
8.	2	13 Times
		Most Recently by Tamin Lipsey and
		Curtis Jones, 2024

ISU SINGLE-SEASON STEALS

1.	98	Jamaal Tinsley, 2000
2.	79	Jamaal Tinsley, 2001
3.	73	Tamin Lipsey, 2023
	73	Curtis Stinson, 2006
5.	72	Curtis Stinson, 2005
	72	Justus Thigpen, 1993
7.	71	Tyrese Hunter, 2022
8.	65	Will Blalock, 2006
	65	Fred Hoiberg, 1992
	65	Jeff Hornacek, 1985
-	59	Tamin Lipsey, 2024

ISU CAREER STEALS LIST

1.	225	Monté Morris, 2014-17
2.	211	Jeff Hornacek, 1983-86
3.	210	Justus Thigpen, 1990-93
4.	207	Fred Hoiberg, 1992-95
5.	200	Curtis Stinson, 2004-06
6.	199	Jeff Grayer, 1985-88
7.	177	Will Blalock, 2004-06
	177	Jamaal Tinsley, 2000-01
9.	169	Ron Harris, 1981-84
10.	153	Diante Garrett, 2008-11
11.	146	Melvin Ejim, 2011-14
	146	Terry Woods, 1987-90
13.	143	Rahshon Clark, 2005-08
14.	134	Julius Michalik, 1992-95
15.	133	Terrence Allen, 1981-84
16.	132	Tamin Lipsey, 2023-
17.	132	Barry Stevens, 1982-85
18.	123	Ron Bayless, 1992-93
19.	116	Jacy Holloway, 1994-97
20.	111	Gary Thompkins, 1985-88
21.	108	Tyrese Haliburton, 2019-20

ISU CAREER 5+ STEAL GAMES

1.	10	Jamaal Tinsley, 2000-01
2.	6	Jeff Hornacek, 1983-86
3.	5	Will Blalock, 2004-06
	5	Ron Bayless, 1992-93
	5	Justus Thigpen, 1990-93
6.	4	Curtis Stinson, 2004-06
	4	Fred Hoiberg, 1992-95
8.	3	Tamin Lipsey, 2024
	3	Tyrese Hunter, 2022
	3	Doug Collins, 1990-91
	3	Jeff Grayer, 1985-88
-	2	Curtis Jones, 2024

ISU CAREER ASSISTS LIST

1.	768	Monté Morris, 2014-17
2.	665	Jeff Hornacek, 1983-86
3.	611	Diante Garrett, 2008-11
4.	600	Gary Thompkins, 1985-88
5.	592	Jacy Holloway, 1994-97
6.	564	Terry Woods, 1987-90
7.	464	Will Blalock, 2004-06
8.	448	Curtis Stinson, 2004-06
9.	431	Jamaal Tinsley, 2000-01
10.	421	Georges Niang, 2013-16
11.	374	Justus Thigpen, 1990-93
12.	350	Fred Hoiberg, 1992-95
13.	344	Nick Weiler-Babb, 2017-19
14.	308	Julius Michalik, 1992-95
15.	296	Ron Bayless, 1992-93
16.	289	Doug Collins, 1990-91
17.	267	Tyrese Haliburton, 2019-20
18.	262	Hercle Ivy, 1974-76
19.	261	Terrence Allen, 1981-84
20.	258	Ron Harris, 1981-84
-	255	Tamin Lipsey, 2023-

2023-24 BOX SCORES



Official Basketball Box Score - Final
Iowa St. at VCU
 11/24/23 State Farm Field House, Lake Buena Vista, Fla.
 2023-24 Men's Basketball

Game Time: 4:30 PM
 Game Duration: 2:11
 Attendance: 2,458

Officials: Byron Jarrett, AJ DeSai, Shane Staggs

NO. Name	Min	FG		3P		FT		Rebounds		Fouls		TP	AS	TO	ST	Blocks			+/-	
		M-A	M-A	M-A	M-A	OR	DR	OR	DR	PF	FD					BS	BA	BB		
0 Tre King	29:52	2-4	0-0	2-1	3-3	2-3	4-0	3-2	2-0	1-1										
12 Robert Jones	30:59	6-7	0-0	0-2	4-1	5-1	1-1	12-1	1-1	1-0	9									
22 Milan Momcilovic	27:05	2-9	0-4	0-0	0-0	0-1	0-4	4-0	0-0	0-0	0-3									
3 Tamin Lipsy	38:14	8-16	2-5	4-8	1-6	7-3	6-22	4-1	3-0	0-2										
10 Keshon Gilbert	29:43	5-12	0-1	12-15	4-6	10-3	8-22	2-2	1-0	1-9										
5 Curtis Jones	27:40	1-9	0-3	2-4	1-2	3-3	4-4	4-0	0-0	0-3-9										
33 Omaha Biliew	10:12	0-1	0-0	0-0	1-1	2-1	0-0	0-0	0-0	0-0-7										
1 Jackson Paveletzke	05:26	0-1	0-0	0-0	0-1	1-0	0-0	0-0	0-0	0-0-7										
4 Demarion Watson	00:49	0-0	0-0	0-0	0-0	0-0	0-0	0-0	0-0	0-0-3										
Totals	24:59	2-13	18-30	17	21	38	14	22	68	11	7	7	1	5	4					

Technical Fouls: NONE

NO. Name	Min	FG		3P		FT		Rebounds		Fouls		TP	AS	TO	ST	Blocks			+/-	
		M-A	M-A	M-A	M-A	OR	DR	OR	DR	PF	FD					BS	BA	BB		
8 Michael Belle	4:6	2-2	4-4	1-2	3-1	2	14	2	3	0	1	0	0	0	0	0	0	0	0	-9
13 Kuany Kuany	15:41	0-2	0-2	2-2	0-2	2-4	2	2	0	1	0	0	0	0	0	0	0	0	0	15
21 Christian Ferrin	3:17	5-5	0-0	2-4	2-2	2-5	2	12	1	4	1	3	0	0	0	0	0	0	0	0
2 Zeb Jackson	4:12	2-7	0-0	0-0	5-5	3-0	10	0	3	1	0	0	0	0	0	0	0	0	-6	
11 Max Shulga	36:51	4-9	4-7	5-6	0-3	4-5	17	8	2	1	0	1	0	0	0	0	0	0	-4	
10 Tobu Lawal	26:43	1-3	0-0	1-2	0-3	1-2	3	0	1	0	0	0	0	0	0	0	0	0	-17	
1 Jason Nelson	17:03	2-6	2-4	0-0	0-2	4-1	6	0	1	0	0	0	0	0	0	0	0	0	4	
5 Alphonzo Billups III	03:20	0-1	0-1	0-0	0-0	0-0	0	0	0	0	0	0	0	0	0	0	0	0	2	
Totals	20:44	10-23	14-18	5	24	29	22	64	11	16	3	5	1	4						

Technical Fouls: NONE

	ISU	VCU	Points from Turnovers	ISU	VCU	Period by Period Scoring		
						1st	2nd	TOT
Biggest lead	4 (1 st 14:07)	15 (1 st 2:53)	11	4				
Best Scoring Run	9 (1 st 14:07)	14 (1 st 5:04)	42	18				
Lead Changes	5		9	9				
Times Tied	3		7	5				
Time with Lead	03:50	35:08	4	9				



Official Basketball Box Score - Final
Iowa St. at Virginia Tech
 11/24/23 State Farm Field House, Lake Buena Vista, Fla.
 2023-24 Men's Basketball

Game Time: 4:30 PM
 Game Duration: 2:01
 Attendance: 2,379

Officials: Rick Crawford, Don Daily, Courtney Green

NO. Name	Min	FG		3P		FT		Rebounds		Fouls		TP	AS	TO	ST	Blocks			+/-	
		M-A	M-A	M-A	M-A	OR	DR	OR	DR	PF	FD					BS	BA	BB		
0 Tre King	24:32	3-6	0-1	4-4	1-6	7-4	3-10	1-2	1-0	1-9										
12 Robert Jones	23:14	2-3	0-0	1-2	3-4	7-1	5-0	1-1	0-1	0-1	0									
22 Milan Momcilovic	35:19	7-10	3-5	4-5	1-2	4-4	2-0	2-0	2-0	0-4										
3 Tamin Lipsy	35:27	6-13	1-3	5-8	3-2	5-2	6-18	4-5	3-0	0-12										
10 Keshon Gilbert	30:31	1-6	0-4	1-6	0-3	4-3	2-3	4-2	2-0	0-4										
5 Curtis Jones	25:49	1-8	1-7	0-0	0-2	2-2	2-0	3-2	0-1	0-0-11										
33 Omaha Biliew	04:22	0-0	0-0	0-0	0-1	1-1	0-0	0-1	0-0	0-0-4										
4 Demarion Watson	07:29	0-0	0-0	0-0	0-1	1-1	1-0	0-0	0-0	0-0-5										
1 Jackson Paveletzke	13:18	1-4	0-1	0-1	0-1	1-1	1-2	1-0	0-0	0-0-3										
Totals	21:50	5-21	15-26	9	21	30	19	62	12	13	9	1	1	9						

Technical Fouls: NONE

NO. Name	Min	FG		3P		FT		Rebounds		Fouls		TP	AS	TO	ST	Blocks			+/-	
		M-A	M-A	M-A	M-A	OR	DR	OR	DR	PF	FD					BS	BA	BB		
31 Robbie Beran	15:54	1-4	0-2	2-2	1-1	2-4	2-4	0-0	0-0	0-0	0									
15 Lynn Kidd	28:32	5-6	0-0	3-3	1-3	4-4	2-4	2-3	1-0	0-3										
0 Hunter Cattoor	25:42	4-9	3-7	7-8	0-3	3-5	3-18	1-1	1-0	0-5										
2 MJ Collins	27:46	1-8	0-3	2-2	1-4	5-1	1-4	3-2	4-0	0-9										
3 Sean Pedulla	32:56	5-9	5-7	2-2	0-4	5-17	6-5	1-0	1-0	1-14										
4 Mekhi Long	23:59	1-4	0-2	2-2	1-7	8-2	1-4	1-2	0-0	0-9										
34 Mylajael Poteat	10:57	0-1	0-0	1-2	2-0	2-0	1-1	1-0	0-0	0-6										
23 Tyler Nickel	27:10	3-7	3-6	1-2	2-1	3-1	2-10	1-2	0-0	0-4										
10 Brandon Rechsteiner	07:04	0-1	0-1	0-0	0-0	0-0	0-0	0-0	0-0	0-5										
Totals	20:49	11-28	20-23	8	27	35	18	19	71	16	15	7	1	9						

Technical Fouls: NONE

	ISU	VAT	Points from Turnovers	ISU	VAT	Period by Period Scoring		
						1st	2nd	TOT
Biggest lead	3 (1 st 18:05)	12 (1 st 0:10)	12	7				
Best Scoring Run	9 (2 nd 6:44)	9 (1 st 2:27)	26	16				
Lead Changes	8		8	10				
Times Tied	7		8	5				
Time with Lead	05:19	29:08	5	15				



Official Basketball Box Score - Final
Texas A&M at Iowa St.
 11/26/23 State Farm Field House, Lake Buena Vista, Fla.
 2023-24 Men's Basketball

Game Time: 8:30 PM
 Game Duration: 2:27
 Attendance: 1,964

Officials: Don Daily, Tyler Kump, Shane Staggs

NO. Name	Min	FG		3P		FT		Rebounds		Fouls		TP	AS	TO	ST	Blocks			+/-	
		M-A	M-A	M-A	M-A	OR	DR	OR	DR	PF	FD					BS	BA	BB		
10 Willdens Leveque	22:24	3-4	0-0	0-0	2-5	7-3	0-6	0-0	0-2	0-4										
13 Solomon Washington	30:05	6-9	3-4	3-5	1-5	6-3	4-18	1-1	1-1	0-1-7										
0 Jace Carter	30:11	2-8	0-3	5-6	5-3	8-2	3-9	1-0	0-0	1-4										
2 Hayden Hefner	23:56	3-9	2-5	1-4	2-4	6-3	3-9	0-0	0-2	0-0-7										
4 Wade Taylor IV	34:50	5-15	0-6	4-4	0-2	2-4	3-14	4-8	3-0	0-7										
11 Andersson Garcia	28:47	4-4	0-0	1-3	3-6	2-4	9-2	1-4	0-0	0-7										
35 Manny Obaseki	15:54	1-7	0-2	0-0	1-2	3-4	1-2	1-3	1-0	0-2										
3 Bryce Lindsay	02:14	0-0	0-0	0-0	0-0	0-0	0-0	0-0	0-0	0-0-1										
5 Eli Lawrence	11:39	2-8	1-4	1-2	0-3	3-0	2-8	1-0	0-0	1-11										
Totals	26:64	6-24	15-25	15	27	42	21	20	73	10	13	11	3	2	4					

Technical Fouls: NONE

NO. Name	Min	FG		3P		FT		Rebounds		Fouls		TP	AS	TO	ST	Blocks			+/-	
		M-A	M-A	M-A	M-A	OR	DR	OR	DR	PF	FD					BS	BA	BB		
0 Tre King	18:37	0-2	0-0	2-2	1-3	4-2	2-1	3-0	0-0	0-2										
12 Robert Jones	30:52	3-5	0-0	3-4	3-5	8-3	5-9	0-0	0-2											

2023-24 BOX SCORES



Official Basketball Box Score - Final

Iowa at Iowa State

12/07/23 James H. Hilton Coliseum, Ames, Iowa
2023-24 Men's Basketball

Game Time: 6:32 PM

Game Duration: 1:59

Attendance: 14,267

Officials: Keith Kinble, Paul Szcziel, Bret Smith

Iowa - 65

Record: 5-4

NO. Name	Min	FG M-A	3P M-A	FT M-A	Rebounds			Fouls			TP	AS	TO	ST	Blocks		+/-
					OR	DR	TOT	PF	FF	FD					BS	BA	
22 Patrick McCaffery	F	16:50	0-3	0-2	0-0	0	1	1	0	0	0	0	0	0	0	0	25
23 Ben Krikke	F	27:47	4-8	0-1	0	2	3	1	0	0	0	0	0	0	0	0	-32
4 Josh Dix	G	11:52	2-3	1-2	0-0	0	0	0	2	0	2	1	0	0	0	0	5
11 Tony Perkins	G	22:14	2-7	1-2	0-1	1	3	1	1	6	2	3	1	0	0	0	-23
20 Payton Sandfort	G	31:20	4-9	4-9	2-3	1	5	3	1	14	3	2	2	0	0	0	-21
5 Dasonte Bowen	20:46	3-8	0-1	7-7	1	1	2	4	4	13	4	1	1	0	0	3	2
32 Owen Freeman	19:02	5-6	0-0	1-2	4	4	8	3	3	11	0	4	1	1	0	0	-21
2 Brock Harding	22:37	1-6	1-4	2-2	0	2	2	4	2	5	3	2	0	0	0	0	-16
13 Ladi Dembele	13:29	0-3	0-2	0-0	1	1	0	2	0	0	0	1	0	0	0	0	-1
24 Pryce Sandfort	08:40	1-4	1-3	0-0	1	1	0	0	0	3	0	2	0	0	0	0	-4
0 Even Brauns	05:23	0-0	0-0	0	1	3	1	0	0	0	1	0	0	0	0	0	3
Totals		22:57	8:26	13:16	10	23	33	21	13	65	14	19	9	3	6	25	

Technical Fouls: NONE

Shooting By Period	
1 st FG%	9:26 34.6%
2 nd FG%	6:15 40.0%
3 rd FG%	5:7 71.4%
4 th FG%	13:31 41.9%
FT%	2:11 18.2%
GM FG%	8:9 88.9%
GM FT%	22:57 38.6%
FT%	8:26 30.8%
FT%	13:16 81.3%

Dead Ball Rebounds: 2.0

Iowa State - 90

Record: 7-2

NO. Name	Min	FG M-A	3P M-A	FT M-A	Rebounds			Fouls			TP	AS	TO	ST	Blocks		+/-
					OR	DR	TOT	PF	FF	FD					BS	BA	
0 Tre King	F	26:51	8-11	0-0	1-1	1	4	5	2	1	17	1	0	1	2	1	18
12 Robert Jones	F	27:52	6-6	0-0	6-10	4	2	6	1	6	18	2	0	2	1	0	26
22 Milan Momcilovic	F	28:54	3-10	2-4	0-0	1	2	3	4	1	8	0	3	0	0	0	18
3 Tamin Lipsey	G	33:45	3-7	2-5	3-4	1	6	7	2	4	11	6	5	4	0	0	23
10 Keshon Gilbert	G	36:56	8-16	3-3	6-8	1	4	5	2	7	25	6	3	3	0	1	23
4 Demarion Watson	G	04:25	0-0	0-0	0	0	1	0	1	0	0	0	0	0	1	0	-2
5 Curtis Jones	14:37	2-5	0-2	0-1	0	4	4	1	1	4	1	1	1	1	1	10	
1 Jackson Paveletzke	27:30	2-5	1-3	2-2	1	4	5	0	1	7	3	0	1	0	0	9	
Totals		32:60	8:17	18:26	10	26	36	13	21	90	19	12	12	6	3	25	

Technical Fouls: NONE

Shooting By Period	
1 st FG%	18:33 54.5%
2 nd FG%	14:27 51.9%
3 rd FG%	5:8 62.5%
4 th FG%	10:14 71.4%
FT%	8:17 47.1%
FT%	18:26 69.2%

Dead Ball Rebounds: 3.0

IOWA ISU

Biggest lead	IOWA ISU		Points from Turnovers	Paint	Second Chance	Fast Breaks	Period by Period Scoring			
	1 st	2 nd					1 st	2 nd	TOT	
Best Scoring Run	9(2 nd 8:51)	7(1 st 7:27)	18	26	11	17	IOWA	29	36	65
Lead Changes	2						ISU	47	43	90
Times Tied	0									
Time with Lead	00:35	39:08								

Game Notes: Flagrant 1: IOWA #2 Harding (14:21, 3rd); IOWA #2 Harding (6:30, 3rd)



Official Basketball Box Score - Final

Prairie View A&M at Iowa State

12/10/23 James H. Hilton Coliseum, Ames, Iowa
2023-24 Men's Basketball

Game Time: 12:01 PM

Game Duration: 2:06

Attendance: 13,570

Officials: Gary Maxwell, Kelly Self, Blake Harris

Prairie View A&M - 56

Record: 4-4

NO. Name	Min	FG M-A	3P M-A	FT M-A	Rebounds			Fouls			TP	AS	TO	ST	Blocks		+/-
					OR	DR	TOT	PF	FF	FD					BS	BA	
3 Brian Myles	F	12:33	3-5	1-1	1-2	3	2	5	4	3	8	0	2	3	1	0	-12
25 Chris Felix, Jr.	F	33:55	2-6	0-0	5-5	1	0	1	2	2	9	3	4	1	1	0	-28
4 Charles Smith, IV	G	08:41	0-2	0-0	0-0	0	0	0	0	3	1	0	0	1	0	0	-1
11 Nick Gazelas	G	31:07	2-9	2-4	0-0	0	1	1	5	0	6	1	3	1	0	0	-41
30 Andre Nunley	G	15:30	1-1	0-0	0-0	1	1	2	4	0	2	2	2	1	0	0	-24
14 Javontae Hopkins	26:05	2-12	0-3	5-6	0	1	1	2	6	9	1	5	1	1	3	-45	
12 Orlando Horton, Jr.	27:12	2-7	1-4	0-0	1	0	1	4	3	5	3	5	4	0	0	-33	
1 Charles Lane, Jr.	24:31	5-10	3-7	0-0	0	4	4	0	1	13	1	3	1	0	0	-31	
00 Kevin McGaskey	11:30	1-2	0-0	0-0	2	1	3	0	1	2	0	4	1	0	0	-25	
13 Justin Nimmer	08:31	1-3	0-0	0-0	2	1	3	2	2	0	0	0	1	0	0	-12	
23 Mckinley Harris	00:25	0-0	0-0	0-0	0	0	0	0	1	0	0	0	0	0	0	-3	
Totals		19:57	7:19	11:13	11	11	22	30	17	56	11	29	14	3	5	-51	

Technical Fouls: Gazelas 2nd 13:46

Shooting By Period	
1 st FG%	9:22 40.9%
2 nd FG%	10:35 28.6%
3 rd FG%	1:11 9.1%
4 th FG%	7:19 36.8%
FT%	11:13 84.6%

Dead Ball Rebounds: 2.0

Iowa State - 107

Record: 8-2

NO. Name	Min	FG M-A	3P M-A	FT M-A	Rebounds			Fouls			TP	AS	TO	ST	Blocks		+/-
					OR	DR	TOT	PF	FF	FD					BS	BA	
0 Tre King	F	10:45	0-0	0-0	7-8	2	2	4	3	5	7	0	4	1	0	0	14
12 Robert Jones	F	24:34	3-5	0-0	0-0	3	5	8	0	0	6	1	2	0	2	0	24
22 Milan Momcilovic	F	23:19	4-5	1-1	6-6	1	7	8	2	15	0	1	0	3	0	35	
3 Tamin Lipsey	G	29:15	6-10	1-3	6-8	1	3	4	2	19	5	3	8	0	1	38	
10 Keshon Gilbert	G	32:53	6-11	0-2	8-10	4	4	8	2	6	20	8	0	0	1	32	
5 Curtis Jones	29:19	7-11	6-8	2-2	0	4	4	2	1	22	2	1	3	0	0	47	
33 Omaha Biliew	13:18	2-2	0-0	5-9	0	1	1	4	6	9	1	2	1	0	0	21	
1 Jackson Paveletzke	26:42	3-7	1-1	2-3	0	1	1	2	2	9	2	3	1	0	1	29	
4 Demarion Watson	05:23	0-0	0-0	0-0	1	0	1	0	0	0	0	1	0	0	0	4	
13 Cade Kelderman	03:00	0-0	0-0	0-0	0	0	0	0	0	0	0	0	2	0	0	7	
23 Conrad Hawley	01:32	0-0	0-0	0-2	0	0	0	0	1	0	0	0	0	0	0	4	
Totals		31:51	9:15	36:48	16	27	43	17	29	107	19	25	16	5	3	51	

Technical Fouls: NONE

Biggest lead	PVAM ISU		Points from Turnovers	Paint	Second Chance	Fast Breaks	Period by Period Scoring			
	1 st	2 nd					1 st	2 nd	TOT	
Best Scoring Run	4(1 st 17:29)	5(2 nd 0:21)	16	44	9	24	PVAM	35	21	56
Lead Changes	6						ISU	52	55	107
Times Tied	3									
Time with Lead	03:58	35:09								

Game Notes: Class A Technical: PVAM #11 Gazelas (13:46, 2nd) • Fouled Out: PVAM #11 Gazelas (1:09)



Official Basketball Box Score - Final

Florida A&M at Iowa State

12/17/23 James H. Hilton Coliseum, Ames, Iowa
2023-24 Men's Basketball

Game Time: 5:01 PM

Game Duration: 1:51

Attendance: 13,081

Officials: Job Hartness, Gregory Nixon, Byron Jarrett

Florida A&M - 58

Record: 2-7

NO. Name	Min	FG M-A	3P M-A	FT M-A	Rebounds			Fouls			TP	AS	TO	ST	Blocks		+/-
					OR	DR	TOT	PF	FF	FD					BS	BA	
5 Keith Lamar	F	33:19	9-19	7-13	2-3	3	5	8	4	4	27	1	3	0	0	1	-30
11 Roderick Coffee III	F	27:02	0-5	0-3	1-2	1	3	4	1	1	3	3	0	0	0	0	-20
13 Shannon Grant	F	24:33	4-6	0-0	0-3	0	2	2	3	2	8	1	2	0	0	0	-17
4 Hantz Louis-Jeune	G	15:13	0-4	0-2	0-0	2	1	3	4	1	0	2	0	0	0	0	-23
12 K'Jaei Parker	G	25:39	2-6	0-3	0-0	0	3	3	2	0	4	2	9	0	0	0	-32
1 Love Bettis	07:18	0-2	0-0	0-0	0	1	1	0	0	0	0	1	0	0	0	0	-15
3 Morrell Schramm	31:57	3-7	2-5	2-2	2	6	8	0	2	10	4	3	0	0	0	-19	
24 Ja'Derrius Eatmon	10:13	0-0	0-0	0-0	0	0	0	1	2	3	0	1	0	1	0	-19	
2 Jordan Chatman	04:54	1-1	1-1	0-0	0	0	0	0	1	0	3	0	1	0	0	-9	
10 Chase Barrs	08:37	0-0	0-0	0-0	1	2	3	0	0	0	0	0	1	0	0	-2	
23 Miles Hall	11:15	1-1	0-0	0-0	0	0	0	1	0	2	1	0	0	0	0	-4	
Totals		20:51	10:27	8:14	11	25	36	20	12	58	14	23	0	2	3	38	

Technical Fouls: NONE

Shooting By Period	
1 st FG%	9:22 40.9%
2 nd FG%	11:29 37.9%
3 rd FG%	5:15 33.3%
4 th FG%	7:11 63.6%
FT%	20:51 39.2%
GM FG%	10:27 37.0%
FT%	8:14 57.1%

Dead Ball Rebounds: 1.0

Iowa State - 96

Record: 9-2

NO. Name	Min	FG M-A	3P M-A
----------	-----	--------	--------

2023-24 BOX SCORES



Official Basketball Box Score - Final New Hampshire at Iowa State

12/31/23 James H. Hilton Coliseum, Ames, Iowa
2023-24 Men's Basketball

Game Time: 12:01 PM
Game Duration: 1:48
Attendance: 14,287

NO.	Name	Min	FG		3P		FT		Rebounds		Fouls		TP	AS	TO	ST	Blocks		+/-
			M	A	M	A	O	R	O	R	OR	DR					PF	FD	
3	Jaxson Baker	F	28:01	5-15	2-10	1-3	1	4	5	1	3	13	0	0	2	0	0	-11	
21	Clarence Daniels	F	29:43	7-10	3-4	2-4	3	8	11	2	3	19	0	4	1	1	0	-9	
33	Trey Woodyard	F	25:56	3-4	2-3	0-0	0	5	5	2	0	8	2	1	0	0	0	-6	
4	Ahmad Robinson	G	25:45	2-7	0-3	3-4	1	5	6	2	3	7	6	6	0	0	1	-5	
5	Naim Miller	G	23:15	2-9	1-6	2-2	0	2	2	1	1	7	1	3	0	0	1	-10	
1	Rex Sunderland	20:27	1-2	1-2	0-0	0	2	2	0	0	3	1	1	0	0	0	0	-7	
11	Christian Moore	14:15	2-5	1-3	0-0	0	0	0	0	0	5	2	2	0	0	0	0	-10	
12	Promise Oporum	08:54	2-2	0-0	0-0	1	0	1	0	1	4	0	0	1	0	0	0	-4	
15	Shane Moore	13:38	1-3	1-3	0-0	0	0	0	1	0	3	2	0	1	0	0	0	-11	
2	Dior Davis	05:23	0-2	0-0	1-2	0	2	0	1	0	1	1	0	1	0	0	2	-3	
10	Paul Gakmar	04:43	0-0	0-0	0-0	0	0	0	1	0	0	0	0	0	0	0	0	1	
Team																			
Totals			25:59	11-34	9-15	7	29	36	11	11	70	14	18	5	1	4	1	4	-15

Technical Fouls: NONE

Shooting By Period

1st FG%	2nd FG%	3rd FG%	GM FG%	FT%
18.40	16.34	12.26	25.59	25.90
45.0%	47.1%	33.3%	42.4%	36.0%

Dead Ball Rebounds: 2

NO.	Name	Min	FG		3P		FT		Rebounds		Fouls		TP	AS	TO	ST	Blocks		+/-
			M	A	M	A	O	R	O	R	OR	DR					PF	FD	
0	Tre King	F	20:43	6-10	1-2	0-0	2	4	6	1	1	13	1	1	0	0	0	23	
12	Robert Jones	F	21:14	2-5	0-0	2-3	3	0	3	2	2	6	1	2	1	0	0	21	
22	Milan Momcilovic	F	32:18	6-10	2-4	1-1	1	3	4	1	2	15	2	1	0	0	0	10	
3	Tamin Lipsey	G	25:31	6-14	3-5	1-2	0	5	5	2	1	16	6	1	4	1	0	21	
10	Keshon Gilbert	G	30:36	4-10	0-4	2-2	8	10	2	3	10	11	4	4	0	0	0	24	
5	Curtis Jones	26:30	4-13	2-7	0-0	0	6	6	1	0	10	0	2	3	0	0	1	-5	
24	Hason Ward	17:08	5-8	0-0	0-0	3	3	6	1	0	10	0	0	1	3	0	0	-5	
1	Jackson Paveletzke	20:24	1-4	1-3	0-0	0	1	1	0	0	3	3	0	0	0	0	0	-11	
4	Demarion Watson	01:38	0-0	0-0	0-0	0	0	0	0	0	1	0	0	0	0	0	0	-1	
13	Cade Kelderman	01:38	0-0	0-0	0-0	0	0	0	0	0	0	0	0	0	0	0	0	-1	
33	Omaha Biliew	01:38	0-0	0-0	2-4	0	0	0	0	0	2	2	0	0	0	0	0	-1	
23	Conrad Hawley	00:42	0-0	0-0	0-0	0	0	0	0	0	0	0	0	0	0	0	0	0	
Team																			
Totals			34:74	9-25	8-14	14	30	44	11	11	85	24	11	13	4	1	15	15	-10

Technical Fouls: NONE

Shooting By Period

1st FG%	2nd FG%	3rd FG%	GM FG%	FT%
18.40	16.34	12.26	25.59	25.90
45.0%	47.1%	33.3%	42.4%	36.0%

Dead Ball Rebounds: 2

Biggest lead	ISU		Points from Turnovers	UNH	ISU	Period by Period Scoring		
	1st	2nd				TOT	1st	2nd
0 (1st 20:00)	23	(2nd 8:30)	15	21	26	42	68	
Best Scoring Run	14 (1st 0:01)	10 (2nd 16:38)	9	16	35	35	70	
Lead Changes	0	0	5	17	43	42	85	
Times Tied	0	0	16	25				
Time with Lead	00:00	39:47						

Technical Fouls: NONE

Shooting By Period

Dead Ball Rebounds: 3

Technical Fouls: NONE

Shooting By Period

Dead Ball Rebounds: 3

Technical Fouls: NONE

Shooting By Period

Dead Ball Rebounds: 3

Technical Fouls: NONE

Shooting By Period

Dead Ball Rebounds: 3

Technical Fouls: NONE

Shooting By Period

Dead Ball Rebounds: 3

Technical Fouls: NONE

Shooting By Period

Dead Ball Rebounds: 3

Technical Fouls: NONE

Shooting By Period

Dead Ball Rebounds: 3

Technical Fouls: NONE

Shooting By Period

Dead Ball Rebounds: 3

Technical Fouls: NONE

Shooting By Period

Dead Ball Rebounds: 3

Technical Fouls: NONE

Shooting By Period

Dead Ball Rebounds: 3

Technical Fouls: NONE

Shooting By Period

Dead Ball Rebounds: 3

Technical Fouls: NONE

Shooting By Period

Dead Ball Rebounds: 3

Technical Fouls: NONE

Shooting By Period

Dead Ball Rebounds: 3

Technical Fouls: NONE

Shooting By Period

Dead Ball Rebounds: 3

Technical Fouls: NONE

Shooting By Period

Dead Ball Rebounds: 3

Technical Fouls: NONE

Shooting By Period

Dead Ball Rebounds: 3

Technical Fouls: NONE

Shooting By Period

Dead Ball Rebounds: 3

Technical Fouls: NONE

Shooting By Period

Dead Ball Rebounds: 3

Technical Fouls: NONE

Shooting By Period

Dead Ball Rebounds: 3

Technical Fouls: NONE

Shooting By Period

Dead Ball Rebounds: 3

Technical Fouls: NONE

Shooting By Period

Dead Ball Rebounds: 3

Technical Fouls: NONE

Shooting By Period

Dead Ball Rebounds: 3

Technical Fouls: NONE

Shooting By Period

Dead Ball Rebounds: 3

Technical Fouls: NONE

Shooting By Period

Dead Ball Rebounds: 3

Technical Fouls: NONE

Shooting By Period

Dead Ball Rebounds: 3

Technical Fouls: NONE

Shooting By Period

Dead Ball Rebounds: 3

Technical Fouls: NONE

Shooting By Period

Dead Ball Rebounds: 3

Technical Fouls: NONE

Shooting By Period

Dead Ball Rebounds: 3

Technical Fouls: NONE

Shooting By Period



Official Basketball Box Score - Final Iowa St. at Oklahoma

01/08/24 Lloyd Noble Center, Norman
2023-24 Men's Basketball

Game Time: 5:00 PM
Game Duration: 2:12
Attendance: 11,333

NO.	Name	Min	FG		3P		FT		Rebounds		Fouls		TP	AS	TO	ST	Blocks		+/-
			M	A	M	A	O	R	O	R	OR	DR					PF	FD	
0	Tre King	F	18:22	1-4	0-1	1-2	0	2	2	0	2	3	1	0	0	0	0	-12	
12	Robert Jones	F	22:01	6-10	0-0	0	4	3	7	0	2	12	0	2	1	0	0	-5	
22	Milan Momcilovic	F	34:41	4-13	2-7	2-2	1	2	1	2	12	0	0	1	0	0	0	-7	
3	Tamin Lipsey	G	29:49	1-10	0-4	2-2	1	4	5	5	4	5	1	1	0	1	0	-1	
10	Keshon Gilbert	G	25:27	3-5	0-1	0-0	0	1	1	5	2	6	3	3	0	0	0	6	
5	Curtis Jones	25:54	3-7	1-2	0-0	0	1	1	2	1	2	7	0	0	1	0	0	-15	
24	Hason Ward	17:59	6-7	0-0	0-2	3	4	7	2	1	12	0	1	0	0	0	0	-3	
1	Jackson Paveletzke	10:46	2-5	0-1	1-1	0	3	3	0	1	5	0	1	0	0	0	0	-7	
4	Demarion Watson	15:01	0-0	0-0	2-2	1	2	3	2	1	2	0	0	2	0	0	0	3	
Team																			
Totals			26:61	3-16	8-11	10	21	31	17	17	63	9	8	6	0	3	8	-8	

Technical Fouls: NONE

Shooting By Period

1st FG%	2nd FG%	3rd FG%	GM FG%	FT%
12.50	14.30	25.00	26.61	42.62
38.7%	46.7%	77.8%	42.6%	18.8%

Dead Ball Rebounds: 1

NO.	Name	Min	FG		3P		FT		Rebounds		Fouls		TP	AS	TO	ST	Blocks		+/-
			M	A	M	A	O	R	O	R	OR	DR					PF	FD	
10	Sam Godwin	F	21:49	5-8	0-0	0-0	3	3	6	3	1	10	0	4	1	2	0	1	
14	Jalon Moore	F	16:31	1-5	1-2	1-2	0	5	5	4	1	4	1	0	1	0	0	-6	
2	Javon McCollum	G	37:24	6-16	3-10	0-0	0	1	1	1	15	5	1	1	0	0	0	9	
3	Otega Oweh	G	21:15	0-2	0-1	8-10	1	1	2	3	8	2	0	0	0	0	0	13	
12	Milos Uzan	G	31:05	5-9	2-5	0-0	0	4	4	1	1	12	5	3	0	0	0	3	
1	Bryce Thompson	F	18:11	2-3	0-1	2-2	0	1	1	3	1	6	2	2	0	0	0	7	
5	Rivaldo Soares	28:49	2-4	1-2	0-0	2	7	9	0	5	2	0	0	1	0	0	0	-3	
0	Le'Tre Darhard	24:56	3-4	3-4	2-2	0	1	1	2	1	11	0	0	0	0	0	0	6	
Team																			
Totals			24:51	10-25	13-16	6	23	29	17	17	71	17	11	3	3	0	8	-8	

Technical Fouls: NONE

Shooting By Period

1st FG%	2nd FG%	3rd FG%	GM FG%	FT%
12.29	31.3%	75%	38.7%	54.5%
41.4%	47.1%	8		

2023-24 BOX SCORES



Official Basketball Box Score - Final

Iowa St. at BYU

01/16/24 Marriott Center, Provo
2023-24 Men's Basketball

Game Time: 7:00 PM

Game Duration: 2:07

Attendance: 15,491



Official Basketball Box Score - Final

Iowa St. at TCU

01/20/24 Ed and Rae Schollmaier Arena, Fort Worth
2023-24 Men's Basketball

Game Time: 1:00 PM

Game Duration: 2:13

Attendance: 7,739

Officials: Keith Kimble, Michael Greenstein, Brent Hampton

Iowa St. - 72 Record: 13-4 (2-2)

NO. Name	Min	FG		3P		FT		Rebounds		Fouls		TP	AS	TO	ST	Blocks			+/-
		M-A	M-A	M-A	M-A	OR	DR	OR	DR	PF	FF					BS	BA	BB	
0 Tre King	18:05	2-3	0-0	3-3	3	2	5	4	2	7	1	2	0	0	0	0	0	0	-2
12 Robert Jones	19:36	3-5	0-0	3-8	0	3	3	2	4	9	1	0	0	0	0	0	0	0	-17
22 Milan Momcilovic	33:49	3-10	1-6	4-5	0	3	3	1	3	11	1	0	0	0	0	0	0	0	-16
3 Tamin Lipsey	G 29:05	4-12	1-2	0-0	2	2	4	1	2	19	5	2	3	1	1	1	1	1	-17
10 Keshon Gilbert	G 30:42	6-15	0-3	4-4	1	3	4	2	4	16	1	4	0	1	1	1	1	1	-15
5 Curtis Jones	23:19	1-4	1-2	0-0	0	2	2	4	0	3	3	1	0	0	0	0	0	0	-8
24 Hason Ward	14:32	3-5	0-0	1-2	4	2	6	1	1	7	0	2	1	1	0	0	0	0	0
4 Demarion Watson	11:56	1-2	1-1	0-2	1	1	2	1	2	3	0	0	0	1	1	1	1	1	-6
1 Jackson Paveletzke	14:36	3-3	0-0	1-1	0	0	0	1	1	7	1	2	0	0	0	0	0	0	-2
33 Omaha Billew	03:00	0-0	0-0	0-0	0	1	1	0	0	0	0	0	0	0	0	0	0	0	5
13 Cade Kelderman	01:20	0-0	0-0	0-0	0	1	0	0	0	0	0	0	0	0	0	0	0	0	3
Totals		26-59	4-14	16-25	14	20	34	17	19	72	13	13	4	3	3	3	3	3	-15

Shooting By Period

1st FG%	15-28	53.6%
3PT%	3-5	60.0%
FT%	2-4	50%
2nd FG%	11-31	35.5%
3PT%	1-9	11.1%
FT%	14-21	66.7%
GM FG%	26-59	44.1%
3PT%	4-14	28.6%
FT%	16-25	64.0%

Dead Ball Rebounds: 4, 0

Iowa St. - 73 Record: 14-4 (3-2)

NO. Name	Min	FG		3P		FT		Rebounds		Fouls		TP	AS	TO	ST	Blocks			+/-
		M-A	M-A	M-A	M-A	OR	DR	OR	DR	PF	FF					BS	BA	BB	
0 Tre King	F 26:38	3-6	0-0	1-1	2	3	5	2	1	7	1	5	3	0	1	1	1	1	6
12 Robert Jones	F 13:30	2-3	0-0	0-0	1	0	1	4	0	4	1	1	0	2	0	0	0	0	-4
22 Milan Momcilovic	F 28:41	4-11	2-6	0-0	0	0	0	3	1	10	2	2	4	0	0	0	0	0	-13
5 Curtis Jones	G 33:24	6-12	2-7	3-4	1	1	2	2	4	17	4	1	7	0	0	0	0	0	-4
10 Keshon Gilbert	G 36:49	8-15	2-6	2-4	1	3	4	1	5	20	4	3	2	0	2	0	2	12	
24 Hason Ward	20:49	1-5	0-0	0-1	2	1	3	4	1	2	4	1	0	1	0	0	0	0	0
4 Demarion Watson	24:50	2-6	0-0	2-2	4	2	6	2	1	6	1	0	1	1	2	1	1	2	14
1 Jackson Paveletzke	09:47	1-2	1-2	0-0	0	1	1	0	1	3	1	0	1	0	0	0	0	0	-6
33 Omaha Billew	05:32	2-2	0-0	0-1	0	0	0	0	1	4	0	0	0	0	0	0	0	0	5
Totals		29-62	7-21	8-13	12	12	24	18	15	73	18	13	18	4	5	1	4	5	1

Shooting By Period

1st FG%	13-32	56.3%
3PT%	4-9	44.4%
FT%	4-6	66.7%
2nd FG%	11-30	36.7%
3PT%	3-12	25.0%
FT%	4-7	57.1%
GM FG%	29-62	46.8%
3PT%	7-21	33.3%
FT%	8-13	61.5%

Dead Ball Rebounds: 1, 0

BYU - 87 Record: 14-3 (2-2)

NO. Name	Min	FG		3P		FT		Rebounds		Fouls		TP	AS	TO	ST	Blocks			+/-
		M-A	M-A	M-A	M-A	OR	DR	OR	DR	PF	FF					BS	BA	BB	
0 Noah Waterman	F 33:43	4-12	3-8	7-8	3	1	4	3	5	18	3	1	0	1	2	1	2	19	
50 Aly Khalifa	C 28:19	1-4	0-3	0-0	0	9	9	2	0	2	4	1	0	1	0	0	1	0	17
2 Jaxson Robinson	G 31:27	4-10	3-8	4-4	1	1	2	4	3	15	1	3	1	0	0	0	0	0	15
20 Spencer Johnson	G 35:03	10-16	4-9	4-5	5	4	9	1	2	28	5	1	1	0	0	0	0	0	15
30 Dalin Hall	G 34:58	4-4	3-3	0-0	1	4	5	1	2	11	8	3	2	0	0	0	0	0	13
14 Atiki Aily Aitki	G 07:59	0-1	0-0	1-2	1	2	4	1	1	0	2	1	1	1	1	1	1	3	
15 Richie Saunders	24:31	4-9	0-3	4-5	1	2	3	4	1	12	0	0	2	0	0	0	0	5	
12 Townsend Triple	01:20	0-0	0-0	0-0	0	0	0	0	0	0	0	0	0	0	0	0	0	0	-4
24 Tanner Hayhurst	01:20	0-0	0-0	0-0	0	0	0	0	0	0	0	0	0	0	0	0	0	0	-4
51 Jared McGregor	01:20	0-1	0-1	0-0	0	0	0	1	0	0	0	0	0	0	0	0	0	0	-4
Totals		27-57	13-35	20-24	12	24	36	19	17	87	21	11	7	3	3	15	3	15	

Shooting By Period

1st FG%	12-31	38.7%
3PT%	7-19	36.8%
FT%	8-11	72.7%
2nd FG%	15-26	57.7%
3PT%	6-16	37.5%
FT%	12-13	92.3%
GM FG%	27-57	47.4%
3PT%	13-35	37.1%
FT%	20-24	83.3%

Dead Ball Rebounds: 2, 0

Technical Fouls: NONE

ISU	BYU
3 (1st 17:54) 24 (2nd 2:10)	
Best Scoring Run 9 (2nd 0:11) 10 (2nd 2:53)	
Lead Changes 10	
Times Tied 4	
Time with Lead 04:29 33:02	

Points from Turnovers

ISU	BYU
10	17
34	26
15	10
8	21
20	13

Period by Period Scoring

ISU	BYU	TOT
35	37	72
39	48	87

TCU - 72 Record: 13-5 (2-3)

NO. Name	Min	FG		3P		FT		Rebounds		Fouls		TP	AS	TO	ST	Blocks			+/-
		M-A	M-A	M-A	M-A	OR	DR	OR	DR	PF	FF					BS	BA	BB	
2 Emanuel Miller	F 32:37	3-8	0-2	4-4	2	3	5	2	2	10	4	4	2	1	0	0	0	0	-4
8 Ernest Udeh Jr.	C 17:30	0-1	0-0	8-10	4	1	5	2	5	8	0	3	0	1	1	1	1	1	-8
0 Micah Peavy	G 30:57	4-9	0-2	3-4	2	7	9	2	3	11	2	0	0	0	0	0	0	0	9
3 Avery Anderson III	G 26:04	3-5	1-3	0-0	0	5	5	1	0	7	2	7	0	2	1	5	5	5	
11 Trevian Johnson	G 27:42	6-10	3-7	4-4	0	3	4	3	4	19	3	3	1	0	0	0	0	7	
4 Jameer Nelson Jr.	24:03	2-2	1-1	1-3	0	1	1	3	6	0	3	0	2	0	0	0	0	-10	
12 Xavier Cork	04:19	0-0	0-0	0-0	0	1	1	0	0	0	0	3	0	0	0	0	0	-12	
21 Jakobe Coles	19:39	4-6	1-3	0-1	0	1	1	3	1	9	1	1	0	1	0	0	0	6	
44 Essam Mostafa	08:48	0-2	0-0	0-0	2	0	2	0	1	0	0	0	0	0	0	0	0	1	
5 Chuck O'Bannon	08:21	1-3	0-0	0-0	2	0	2	0	0	2	1	0	0	0	0	0	0	-2	
Totals		23-46	6-18	20-26	15	25	40	15	18	72	13	27	5	5	4	1	1	1	

Shooting By Period

1st FG%	7-14	50.0%
3PT%	2-7	28.6%
FT%	10-12	83.3%
2nd FG%	16-32	50.0%
3PT%	4-11	36.4%
FT%	10-14	71.4%
GM FG%	23-46	50.0%
3PT%	6-18	33.3%
FT%	20-26	76.9%

Dead Ball Rebounds: 2, 0

Technical Fouls: NONE

ISU	TCU
19 (2nd 14:57) 0 (1st 20:00)	
Best Scoring Run 11 (1st 14:50) 10 (2nd 9:19)	
Lead Changes 0	
Times Tied 2	
Time with Lead 37:44 00:00	

Points from Turnovers

ISU	TCU
36	13
40	28
14	6
15	22
15	17

Period by Period Scoring

ISU	TCU	TOT
44	29	73
26	46	72



Official Basketball Box Score - Final

Kansas State at #23 Iowa State

01/24/24 James H. Hilton Coliseum, Ames, Iowa
2023-24 Men's Basketball

Game Time: 8:05 PM

Game Duration: 2:27

Attendance: 14,287



Official Basketball Box Score - Final

#7 Kansas at #23 Iowa State

01/27/24 James H. Hilton Coliseum, Ames, Iowa
2023-24 Men's Basketball

Game Time: 12:3

2023-24 IOWA STATE OVERALL STATS

Game Records

Record	Overall	Home	Away	Neutral
ALL GAMES	16-4	13-0	2-2	1-2
CONFERENCE	5-2	4-0	1-2	0-0
NON-CONFERENCE	11-2	9-0	1-0	1-2

Score by Periods

Team	1st	2nd	OT	TOT
Iowa St.	786	823	0	1609
Opponents	563	672	0	1235

Team Box Score

No.	Player				Total		3-Point		F-Throw		Rebounds											
		GP-GS	MIN	AVG	FG-FGA	FG%	3FG-3FGA	3FG%	FT-FTA	FT%	OFF	DEF	TOT	AVG	PF	DQ	A	TO	BLK	STL	PTS	AVG
3	LIPSEY, Tamin	19-19	590:40	31.1	90-205	.439	25-67	.373	59-88	.670	25	74	99	5.2	38	2	109	42	2	59	264	13.9
10	GILBERT, Keshon	20-20	594:57	29.7	91-194	.469	14-54	.259	78-109	.716	17	76	93	4.7	45	1	85	58	2	35	274	13.7
22	MOMCILOVIC, Milan	20-20	610:42	30.5	89-190	.468	42-103	.408	41-48	.854	8	58	66	3.3	36	0	22	17	9	14	261	13.1
0	KING, Tre	20-20	455:54	22.8	76-142	.535	7-23	.304	39-49	.796	37	73	110	5.5	47	1	18	35	6	23	198	9.9
5	JONES, Curtis	20-1	499:09	25.0	67-172	.390	35-104	.337	22-29	.759	6	52	58	2.9	37	0	47	15	1	39	191	9.6
12	JONES, Robert	20-17	448:11	22.4	70-105	.667	0-0	.000	32-62	.516	45	43	88	4.4	37	1	16	18	19	17	172	8.6
24	WARD, Hason	11-3	190:32	17.3	34-55	.618	0-0	.000	9-17	.529	24	24	48	4.4	30	0	13	7	10	13	77	7.0
1	PAVELETZKE, Jackson	19-0	269:01	14.2	28-68	.412	11-27	.407	19-26	.731	2	25	27	1.4	9	0	29	13	0	5	86	4.5
33	BILIEW, Omaha	16-0	125:31	7.8	14-24	.583	0-2	.000	17-27	.630	10	13	23	1.4	17	1	5	6	1	6	45	2.8
4	WATSON, Demarion	19-0	169:34	8.9	11-22	.500	1-1	1.000	7-12	.583	15	21	36	1.9	17	0	3	4	8	9	30	1.6
11	FISH, Kayden	4-0	18:13	4.6	2-5	.400	0-0	.000	2-2	1.000	3	3	6	1.5	4	0	1	1	1	0	6	1.5
13	KELDERMAN, Cade	9-0	18:13	2.0	1-3	.333	1-2	.500	2-2	1.000	0	1	1	0.1	0	0	0	0	0	3	5	0.6
23	HAWLEY, Conrad	7-0	09:24	1.3	0-1	.000	0-0	.000	0-2	.000	2	0	2	0.3	1	0	1	0	0	0	0	0.0
Team											33	24	57					6				
Total		20	4000		573-1186	.483	136-383	.355	327-473	.691	227	487	714	35.7	318	6	349	222	59	223	1609	80.5
Opponents		20	4000		412-1032	.399	160-481	.333	251-351	.715	178	458	636	31.8	388	11	245	364	59	120	1235	61.8

Team Statistics

	IOWAST	OPP
Scoring	1609	1235
Points per game	80.5	61.8
Scoring margin	+18.7	-
Field goals-att	573-1186	412-1032
Field goal pct	.483	.399
3 point fg-att	136-383	160-481
3-point FG pct	.355	.333
3-pt FG made per game	6.8	8.0
Free throws-att	327-473	251-351
Free throw pct	.691	.715
F-Throws made per game	16.4	12.6
Rebounds	714	636
Rebounds per game	35.7	31.8
Rebounding margin	+3.9	-
Assists	349	245
Assists per game	17.5	12.3
Turnovers	222	364
Turnovers per game	11.1	18.2
Turnover margin	+7.1	-
Assist/turnover ratio	1.6	0.7
Steals	223	120
Steals per game	11.2	6.0
Blocks	59	59
Blocks per game	3.0	3.0
Winning streak	3	-
Home win streak	13	-
Attendance	178285	39415
Home games-Avg/Game	13-13714	4-9854
Neutral site-Avg/Game	-	3-2334

Team Results

Date	Opponent		Score	Att.
11/06/2023	Green Bay	W	85-44	13360
11/09/2023	Lindenwood	W	102-47	13327
11/12/2023	Idaho St.	W	86-55	13529
11/19/2023	Grambling	W	92-37	12975
11/23/2023	vs VCU	W	68-64	2458
11/24/2023	vs Virginia Tech	L	62-71	2579
11/26/2023	vs Texas A&M	L	69-73	1964
12/01/2023	at DePaul	W	99-80	4852
12/07/2023	Iowa	W	90-65	14267
12/10/2023	Prairie View	W	107-56	13570
12/17/2023	Florida A&M	W	96-58	13081
12/21/2023	Eastern Ill.	W	80-48	12841
12/31/2023	New Hampshire	W	85-70	14267
01/06/2024	at Oklahoma	L	63-71	11333
01/09/2024	Houston	W	57-53	14267
01/13/2024	Oklahoma St.	W	66-42	14267
01/16/2024	at BYU	L	72-87	15491
01/20/2024	at TCU	W	73-72	7739
01/24/2024	Kansas St.	W	78-67	14267
01/27/2024	Kansas	W	79-75	14267

2023-24 IOWA STATE BIG 12 STATS

Game Records

Record	Overall	Home	Away	Neutral
ALL GAMES	5-2	4-0	1-2	0-0
CONFERENCE	5-2	4-0	1-2	0-0
NON-CONFERENCE	0-0	0-0	0-0	0-0

Score by Periods

Team	1st	2nd	OT	TOT
Iowa St.	244	244	0	488
Opponents	199	268	0	467

Team Box Score

No.	Player	Total			3-Point		F-Throw		Rebounds				Other Stats									
		GP-GS	MIN	AVG	FG-FGA	FG%	3FG-3FGA	3FG%	FT-FTA	FT%	OFF	DEF	TOT	AVG	PF	DQ	A	TO	BLK	STL	PTS	AVG
10	GILBERT, Keshon	7-7	211:49	30.3	32-69	.464	5-22	.227	18-23	.783	5	27	32	4.6	17	1	21	21	1	8	87	12.4
22	MOMCILOVIC, Milan	7-7	229:22	32.8	28-69	.406	14-40	.350	14-18	.778	2	18	20	2.9	11	0	8	6	0	7	84	12.0
3	LIPSEY, Tamin	6-6	188:32	31.4	19-62	.306	4-18	.222	20-28	.714	6	16	22	3.7	14	1	30	13	1	12	62	10.3
5	JONES, Curtis	7-1	184:13	26.3	21-55	.382	10-32	.313	10-12	.833	1	10	11	1.6	15	0	19	5	0	15	62	8.9
0	KING, Tre	7-7	168:20	24.0	22-51	.431	6-16	.375	10-13	.769	11	28	39	5.6	18	1	5	15	2	8	60	8.6
24	WARD, Hason	7-0	123:11	17.6	23-36	.639	0-0	.000	7-12	.583	16	14	30	4.3	19	0	10	7	3	8	53	7.6
12	JONES, Robert	7-7	145:16	20.8	20-33	.606	0-0	.000	10-22	.455	14	10	24	3.4	14	0	4	5	5	3	50	7.1
1	PAVELETZKE, Jackson	6-0	47:57	8.0	6-12	.500	1-3	.333	2-2	1.000	1	4	5	0.8	1	0	2	4	0	2	15	2.5
4	WATSON, Demarion	7-0	87:23	12.5	3-10	.300	1-1	1.000	4-6	.667	9	13	22	3.1	10	0	2	1	4	4	11	1.6
33	BILIEW, Omaha	4-0	12:35	3.1	2-2	1.000	0-0	.000	0-3	.000	1	2	3	0.8	0	0	0	0	0	0	4	1.0
13	KELDERMAN, Cade	1-0	01:20	1.3	0-0	.000	0-0	.000	0-0	.000	0	0	0	0.0	0	0	0	0	0	0	0	0.0
Team											9	7	16				4					
Total		7	1400		176-399	.441	41-132	.311	95-139	.683	75	149	224	32.0	119	3	101	81	16	67	488	69.7
Opponents		7	1400		157-360	.436	58-172	.337	95-134	.709	71	165	236	33.7	129	3	100	114	25	41	467	66.7

Team Statistics

	IOWAST	OPP
Scoring	488	467
Points per game	69.7	66.7
Scoring margin	+3.0	-
Field goals-att	176-399	157-360
Field goal pct	.441	.436
3 point fg-att	41-132	58-172
3-point FG pct	.311	.337
3-pt FG made per game	5.9	8.3
Free throws-att	95-139	95-134
Free throw pct	.683	.709
F-Throws made per game	13.6	13.6
Rebounds	224	236
Rebounds per game	32.0	33.7
Rebounding margin	-1.7	-
Assists	101	100
Assists per game	14.4	14.3
Turnovers	81	114
Turnovers per game	11.6	16.3
Turnover margin	+4.7	-
Assist/turnover ratio	1.2	0.9
Steals	67	41
Steals per game	9.6	5.9
Blocks	16	25
Blocks per game	2.3	3.6
Winning streak	3	-
Home win streak	4	-
Attendance	57068	34563
Home games-Avg/Game	4-14267	3-11521
Neutral site-Avg/Game	-	0-0

Team Results

Date	Opponent	Score	Att.
01/06/2024	at Oklahoma	L 63-71	11333
01/09/2024	Houston	W 57-53	14267
01/13/2024	Oklahoma St.	W 66-42	14267
01/16/2024	at BYU	L 72-87	15491
01/20/2024	at TCU	W 73-72	7739
01/24/2024	Kansas St.	W 78-67	14267
01/27/2024	Kansas	W 79-75	14267

2023-24 IOWA STATE SEASON/CAREER STATS

Summary

Player	Season Statistics										Career Statistics									
	GP-GS	MIN/G	FG%	3FG%	FT%	R/G	A/G	STL	BLK	PTS/G	GP-GS	MIN/G	FG%	3FG%	FT%	R/G	A/G	STL	BLK	PTS/G
BILIEW, Omaha	16-0	7.8	.583	.000	.630	1.4	0.3	6	1	2.8	16-0	7.8	.583	.000	.630	1.4	0.3	6	1	2.8
FISH, Kayden	4-0	4.6	.400	.000	1.000	1.5	0.3	0	1	1.5	4-0	4.6	.400	.000	1.000	1.5	0.3	0	1	1.5
GILBERT, Keshon	20-20	29.7	.469	.259	.716	4.7	4.3	35	2	13.7	83-53	23.0	.447	.322	.740	3.5	2.8	125	9	8.6
HAWLEY, Conrad	7-0	1.3	.000	.000	.000	0.3	0.1	0	0	0.0	16-0	1.6	.000	.000	.250	0.6	0.1	0	0	0.1
JONES, Curtis	20-1	25.0	.390	.337	.759	2.9	2.4	39	1	9.6	79-32	22.9	.398	.353	.754	3.3	2.2	96	10	9.2
JONES, Robert	20-17	22.4	.667	.000	.516	4.4	0.8	17	19	8.6	133-67	18.7	.548	.000	.447	3.9	0.8	86	71	6.6
KELDERMAN, Cade	9-0	2.0	.333	.500	1.000	0.1	0.0	3	0	0.6	9-0	2.0	.333	.500	1.000	0.1	0.0	3	0	0.6
KING, Tre	20-20	22.8	.535	.304	.796	5.5	0.9	23	6	9.9	135-102	22.4	.501	.274	.736	5.1	0.7	150	86	9.7
LIPSEY, Tamin	19-19	31.1	.439	.373	.670	5.2	5.7	59	2	13.9	52-52	30.1	.460	.326	.705	4.4	4.9	132	5	9.7
MOMCILOVIC, Milan	20-20	30.5	.468	.408	.854	3.3	1.1	14	9	13.1	20-20	30.5	.468	.408	.854	3.3	1.1	14	9	13.1
PAVELETZKE, Jackson	19-0	14.2	.412	.407	.731	1.4	1.5	5	0	4.5	52-33	26.1	.479	.396	.824	2.2	2.9	30	0	11.2
WARD, Hason	11-3	17.3	.618	.000	.529	4.4	1.2	13	10	7.0	113-38	15.0	.591	.000	.652	3.7	0.7	74	139	5.0
WATSON, Demarion	19-0	8.9	.500	1.000	.583	1.9	0.2	9	8	1.6	48-0	10.6	.405	.250	.500	2.3	0.3	18	23	1.6

Scoring

Player	Season Statistics								Career Statistics							
	FG-FGA	FG%	3FG-3FGA	3FG%	FT-FTA	FT%	PTS	PTS/G	FG-FGA	FG%	3FG-3FGA	3FG%	FT-FTA	FT%	PTS	PTS/G
BILIEW, Omaha	14-24	.583	0-2	.000	17-27	.630	45	2.8	14-24	.583	0-2	.000	17-27	.630	45	2.8
FISH, Kayden	2-5	.400	0-0	.000	2-2	1.000	6	1.5	2-5	.400	0-0	.000	2-2	1.000	6	1.5
GILBERT, Keshon	91-194	.469	14-54	.259	78-109	.716	274	13.7	241-539	.447	49-152	.322	179-242	.740	710	8.6
HAWLEY, Conrad	0-1	.000	0-0	.000	0-2	.000	0	0.0	0-5	.000	0-1	.000	1-4	.250	1	0.1
JONES, Curtis	67-172	.390	35-104	.337	22-29	.759	191	9.6	258-649	.398	126-357	.353	86-114	.754	728	9.2
JONES, Robert	70-105	.667	0-0	.000	32-62	.516	172	8.6	369-673	.548	0-0	.000	136-304	.447	874	6.6
KELDERMAN, Cade	1-3	.333	1-2	.500	2-2	1.000	5	0.6	1-3	.333	1-2	.500	2-2	1.000	5	0.6
KING, Tre	76-142	.535	7-23	.304	39-49	.796	198	9.9	513-1024	.501	37-135	.274	248-337	.736	1311	9.7
LIPSEY, Tamin	90-205	.439	25-67	.373	59-88	.670	264	13.9	186-404	.460	30-92	.326	103-146	.705	505	9.7
MOMCILOVIC, Milan	89-190	.468	42-103	.408	41-48	.854	261	13.1	89-190	.468	42-103	.408	41-48	.854	261	13.1
PAVELETZKE, Jackson	28-68	.412	11-27	.407	19-26	.731	86	4.5	195-407	.479	57-144	.396	136-165	.824	583	11.2
WARD, Hason	34-55	.618	0-0	.000	9-17	.529	77	7.0	246-416	.591	0-13	.000	75-115	.652	567	5.0
WATSON, Demarion	11-22	.500	1-1	1.000	7-12	.583	30	1.6	30-74	.405	5-20	.250	13-26	.500	78	1.6

Totals

Player	Season Statistics									Career Statistics								
	O-REB	D-REB	TOTAL	PF	FO	A	TO	A/TO	O-REB	D-REB	TOTAL	PF	FO	A	TO	A/TO		
BILIEW, Omaha	10	13	23	17	1	5	6	0.8	10	13	23	17	1	5	6	0.8		
FISH, Kayden	3	3	6	4	0	1	1	1.0	3	3	6	4	0	1	1	1.0		
GILBERT, Keshon	17	76	93	45	1	85	58	1.5	74	213	287	172	3	236	187	1.3		
HAWLEY, Conrad	2	0	2	1	0	1	0	0.0	4	5	9	2	0	1	0	0.0		
JONES, Curtis	6	52	58	37	0	47	15	3.1	43	216	259	132	1	175	66	2.7		
JONES, Robert	45	43	88	37	1	16	18	0.9	213	307	520	322	12	105	173	0.6		
KELDERMAN, Cade	0	1	1	0	0	0	0	0.0	0	1	1	0	0	0	0	0.0		
KING, Tre	37	73	110	47	1	18	35	0.5	247	438	685	419	23	95	200	0.5		
LIPSEY, Tamin	25	74	99	38	2	109	42	2.6	72	158	230	113	4	255	123	2.1		
MOMCILOVIC, Milan	8	58	66	36	0	22	17	1.3	8	58	66	36	0	22	17	1.3		
PAVELETZKE, Jackson	2	25	27	9	0	29	13	2.2	15	100	115	45	0	152	92	1.7		
WARD, Hason	24	24	48	30	0	13	7	1.9	143	277	420	225	4	76	107	0.7		
WATSON, Demarion	15	21	36	17	0	3	4	0.8	42	68	110	50	0	13	20	0.7		

2023-24 IOWA STATE EXTENDED BOX SCORE

Game Records

Record	Overall	Home	Away	Neutral
ALL GAMES	16-4	13-0	2-2	1-2
CONFERENCE	5-2	4-0	1-2	0-0
NON-CONFERENCE	11-2	9-0	1-0	1-2

Team Box Score Extended

No.	Player	GP-GS	MIN	AVG	Total			3-Point			F-Throw			Rebounds			PF	DQ	A	A/G	TO	TO/G	A/TO	BLK	BLK/G	STL	STL/G	PTS	AVG
					FG-FGA	FG%	3FG-3FGA	3FG%	FT-FTA	FT%	OFF	DEF	TOT	AVG	TO	TO/G													
3	LIPSEY, Tamin	19-19	590:40	31.1	90-205	.439	25-67	.373	59-88	.670	25	74	99	5.2	38	2	109	5.74	42	2.21	2.60	2	0.11	59	3.11	264	13.9		
10	GILBERT, Keshon	20-20	594:57	29.7	91-194	.469	14-54	.259	78-109	.716	17	76	93	4.7	45	1	85	4.25	58	2.90	1.47	2	0.10	35	1.75	274	13.7		
22	MOMICLOVIC, Milan	20-20	610:42	30.5	89-190	.468	42-103	.408	41-48	.854	8	58	66	3.3	36	0	22	1.10	17	0.85	1.29	9	0.45	14	0.70	261	13.1		
0	KING, Tre	20-20	455:54	22.8	76-142	.535	7-23	.304	39-49	.796	37	73	110	5.5	47	1	18	0.90	35	1.75	0.51	6	0.30	23	1.15	198	9.9		
5	JONES, Curtis	20-1	499:09	25.0	67-172	.390	35-104	.337	22-29	.759	6	52	58	2.9	37	0	47	2.35	15	0.75	3.13	1	0.05	39	1.95	191	9.6		
12	JONES, Robert	20-17	448:11	22.4	70-105	.667	0-0	.000	32-62	.516	45	43	88	4.4	37	1	16	0.80	18	0.90	0.89	19	0.95	17	0.85	172	8.6		
24	WARD, Hason	11-3	190:32	17.3	34-55	.618	0-0	.000	9-17	.529	24	24	48	4.4	30	0	13	1.18	7	0.64	1.86	10	0.91	13	1.18	77	7.0		
1	PAVELETZKE, Jackson	19-0	269:01	14.2	28-68	.412	11-27	.407	19-26	.731	2	25	27	1.4	9	0	29	1.53	13	0.68	2.23	0	0.00	5	0.26	86	4.5		
33	BILIEW, Omaha	16-0	125:31	7.8	14-24	.583	0-2	.000	17-27	.630	10	13	23	1.4	17	1	5	0.31	6	0.38	0.83	1	0.06	6	0.38	45	2.8		
4	WATSON, Demarion	19-0	169:34	8.9	11-22	.500	1-1	1.000	7-12	.583	15	21	36	1.9	17	0	3	0.16	4	0.21	0.75	8	0.42	9	0.47	30	1.6		
11	FISH, Kayden	4-0	18:13	4.6	2-5	.400	0-0	.000	2-2	1.000	3	3	6	1.5	4	0	1	0.25	1	0.25	1.00	1	0.25	0	0.00	6	1.5		
13	KELDERMAN, Cade	9-0	18:13	2.0	1-3	.333	1-2	.500	2-2	1.000	0	1	1	0.1	0	0	0	0.00	0	0.00	0.00	0	0.00	3	0.33	5	0.6		
23	HAWLEY, Conrad	7-0	09:24	1.3	0-1	.000	0-0	.000	0-2	.000	2	0	2	0.3	1	0	1	0.14	0	0.00	1.00	0	0.00	0	0.00	0	0.0		
Total		20	4000		573-1186	.483	136-383	.355	327-473	.691	227	487	714	35.7	318	6	349	17.45	222	11.10	1.57	59	2.95	223	11.15	1609	80.5		
Opponents		20	4000		412-1032	.399	160-481	.333	251-351	.715	178	458	636	31.8	388	11	245	12.25	364	18.20	0.67	59	2.95	120	6.00	1235	61.8		

Score by Periods

Team	1st	2nd	OT	TOT
Iowa St.	786	823	0	1609
Opponents	563	672	0	1235

2023-24 IOWA STATE COMPARISON STATS

Opponent	1st	2nd	Score	Mar	Total FG	FG Pct	3-Pointers	3FG Pct	Free Throws	FT Pct	Rebounds	Assist	T/Over	Block	Steal	Fouls	
GREEN BAY	49/18	36/26	85-44	+41	31-66/13-46	.470/.283	8-18/8-33	.444/.242	15-22/10-14	.682/.714	44/29	+15	16/7	4/16	2/5	10/2	15/18
LINDENWOOD	46/23	56/24	102-47	+55	39-66/13-46	.591/.283	7-20/7-24	.350/.292	17-21/14-20	.810/.700	41/27	+14	25/8	8/22	5/1	19/5	19/19
IDAHO ST.	44/25	42/30	86-55	+31	31-65/18-43	.477/.419	4-13/8-19	.308/.421	20-30/11-22	.667/.500	37/30	+7	15/11	9/24	5/4	17/6	23/23
GRAMBLING	48/14	44/23	92-37	+55	32-51/14-49	.627/.286	7-15/3-12	.467/.250	21-27/6-7	.778/.857	37/18	+19	20/5	14/21	4/2	14/7	8/21
VCU	24/33	44/31	68-64	+4	24-59/20-44	.407/.455	2-13/10-23	.154/.435	18-30/14-18	.600/.778	38/29	+9	11/11	7/16	1/5	7/3	14/22
Virginia Tech	30/40	32/31	62-71	(9)	21-50/20-49	.420/.408	5-21/11-28	.238/.393	15-26/20-23	.577/.870	30/35	(5)	12/16	13/15	1/1	9/7	19/18
Texas A&M	35/25	34/48	69-73	(4)	21-61/26-64	.344/.406	9-34/6-24	.265/.250	18-27/15-25	.667/.600	44/42	+2	14/10	16/13	2/3	9/11	20/21
DePaul	41/37	58/43	99-80	+19	39-69/25-56	.565/.446	7-17/9-19	.412/.474	14-21/21-24	.667/.875	34/31	+3	29/14	9/17	2/3	9/8	16/16
IOWA	47/29	43/36	90-65	+25	32-60/22-57	.533/.386	8-17/8-26	.471/.308	18-26/13-16	.692/.813	36/33	+3	19/14	12/19	6/3	12/9	13/21
PRAIRIE VIEW	52/35	55/21	107-56	+51	31-51/19-57	.608/.333	9-15/7-19	.600/.368	36-48/11-13	.750/.846	43/22	+21	19/11	25/29	5/3	16/14	17/30
FLORIDA A&M	44/24	52/34	96-58	+38	35-59/20-51	.593/.392	10-20/10-27	.500/.370	16-24/8-14	.667/.571	30/36	(6)	24/14	5/23	3/2	15/0	12/20
EASTERN ILL.	39/26	41/22	80-48	+32	27-56/20-51	.482/.392	10-23/4-21	.435/.190	16-18/4-6	.889/.667	32/32	-	20/11	8/17	3/1	6/2	12/19
NEW HAMPSHIRE	43/35	42/35	85-70	+15	34-74/25-59	.459/.424	9-25/11-34	.360/.324	8-14/9-15	.571/.600	44/36	+8	24/14	11/18	4/1	13/5	11/11
Oklahoma	26/32	37/39	63-71	(8)	26-61/24-51	.426/.471	3-16/10-25	.188/.400	8-11/13-16	.727/.813	31/29	+2	9/17	8/11	0/3	6/3	17/17
HOUSTON	31/21	26/32	57-53	+4	18-47/19-50	.383/.380	3-15/7-26	.200/.269	18-22/8-12	.818/.667	28/34	(6)	14/8	12/16	0/5	8/7	12/19
OKLAHOMA ST.	37/26	29/16	66-42	+24	27-58/15-47	.466/.319	3-15/7-24	.200/.292	9-11/5-14	.818/.357	35/32	+3	16/10	9/20	3/3	13/6	18/16
BYU	35/39	37/48	72-87	(15)	26-59/27-57	.441/.474	4-14/13-35	.286/.371	16-25/20-24	.640/.833	34/36	(2)	13/21	13/11	3/3	4/7	17/19
TCU	44/26	29/46	73-72	+1	29-62/23-46	.468/.500	7-21/6-18	.333/.333	8-13/20-26	.615/.769	24/40	(16)	18/13	13/27	4/5	18/5	18/15
KANSAS ST.	41/29	37/38	78-67	+11	22-51/22-49	.431/.449	7-21/8-24	.333/.333	27-39/15-23	.692/.652	38/25	+13	13/13	15/17	1/5	10/8	20/26
KANSAS	30/26	49/49	79-75	+4	28-61/27-60	.459/.450	14-30/7-20	.467/.350	9-18/14-19	.500/.737	34/40	(6)	18/18	11/12	5/1	8/5	17/17

Note: Game totals are displayed in the format TEAM/OPPONENT for each category

RADIO/TV CHART

COACHING STAFF/SUPPORT STAFF



T.J. OTZELBERGER
Head Coach
3rd Year
OTTS-ull-burger




JR BLOUNT
Assistant Coach
3rd year
J-R rhymes with count



KYLE GREEN
Assistant Coach
3rd year




NATE SCHMIDT
Assistant Coach
3rd year



MICAH BYARS
Dir. of Operations
13th year



PETE LINK
Strength Coach
3rd year



ERIK CRAWFORD
Director of Player
Development
5th Year



STEVIE TAYLOR
Assistant Director of
Player Development
2nd year



THOMAS POLLARD
Data Analytics
Specialist
2nd year



LAVONTE DAVIS
Graduate Assistant
1st year



BRIAN PEARSON
Graduate Assistant
1st year



VIC MILLER
Athletic Trainer
22nd year

STUDENT-ATHLETES



Tre King
F • 6-7 • 230 • Sr.
Lexington, Ky.



Jackson Paveletzke
(PAV-uh-LET-ski)
(Pav rhymes with have)
G • 6-2 • 185 • So.
Kimberly, Wis.



Jelani Hamilton
G • 6-5 • 195 • Fr.
Marietta, Ga.



Tamin Lipsey
(Tay-men)
G • 6-1 • 200 • So.
Ames, Iowa



Demarion Watson
(Duh-mar-eon)
G • 6-7 • 220 • So.
Maple Grove, Minn.




Curtis Jones
G • 6-4 • 190 • Sr.
Minneapolis, Minn.



Keshon Gilbert
(KEY-shonn)
G • 6-4 • 200 • Jr.
St. Louis, Mo.



Kayden Fish
G • 6-6 • 250 • Fr.
Kansas City, Mo.



Robert Jones
F • 6-10 • 255 • Sr.
Prior Lake, Minn.



Cade Kelderman
(KELL-dur-men)
G • 6-1 • 180 • Fr.
Waukee, Iowa



Milan Momcilovic
(MEE-lunn
mom-CHILL-uh-VEECH)
F • 6-8 • 220 • Fr.
Pewaukee, Wis.



Conrad Hawley
F • 6-5 • 220 • Jr.
Raymore, Mo.



Hason Ward
(Huh-san)
F • 6-9 • 230 • Sr.
St. Thomas, Barbados



JT Rock
C • 7-1 • 255 • Fr.
Sioux Falls, S.D.



Omaha Biliew
(OH-muh-HAW b'LOO)
F • 6-8 • 225 • Fr.
Waukee, Iowa

SOCIAL MEDIA DIRECTORY

PLAYER
BILIEW
FISH
GILBERT
HAMILTON
HAWLEY
C. JONES
R. JONES
KELDERMAN
KING
LIPSEY
MOMCILOVIC
PAVELETZKE
ROCK
WARD
WATSON

TWITTER/X
@BiliewOmaha
@KaydenFish1
@kg2times
@JelaniHamilton_
@conradxhawley
@Curtis_Jones3
@robbyj1415
@cade_for3
@atgTrekking
@TaminLipsey
@MilanMomcilovi5
@jacksonpavvv
@JTRock12
@HasonWard
@WatsonDemarion

INSTAGRAM
@OmahaBiliew
@KaydenFishh
@keshonn_
@Jelani_Hamilton
@conradxhawley
@jiggy.curt
@rbtjns12
@cadekelderman
@atg.trekking
@tamin_lipsey
@milan_momcilovic
@jackson.pavvv
@jt_rock12
@hasonward
@demarion124