

2 NATIONAL TITLES | 6 FINAL FOURS | 8 ELITE EIGHTS | 10 SWEET SIXTEENS | 33 NCAA TOURNAMENTS | 41 CONFERENCE TITLES

2023-24 SCHEDULE / RESULTS

DATE	OPPONENT (TV)	TIME (ET)/RES
Nov. 6	UIC (ESPN+)	W, 69-58
Nov. 10	Detroit Mercy% (ESPN+)	W, 93-61
Nov. 12	Eastern Wash.% (ESPN+)	W, 85-73
Nov. 19	Northern Kentucky (ESPN+)	W, 90-66
Nov. 22	Georgia Tech (ESPN+)	W, 89-54
Nov. 28	at Howard (ESPN+)	W, 86-81 (OT)
Dec. 3	Florida Gulf Coast (ESPN+)	W, 99-62
Dec 9	at Xavier (FS1)	L, 79-84
Dec. 12	Bryant (ESPN+)	W, 85-53
Dec. 16	vs. Dayton ^ (ESPN+)	L, 68-82
Dec. 19	Merrimack (ESPN+)	W, 65-49
Dec. 22	Stetson (ESPN+)	W, 83-75
Dec. 29	Evansville (ESPN+)	W, 76-58
Jan. 6	at (12) BYU* (ESPN2)	W, 71-60
Jan. 9	(25) Texas* (ESPN+)	L, 73-74
Jan. 13	at (14) Baylor* (ESPN)	8 PM
Jan. 16	TCU* (ESPN+)	7 PM
Jan. 20	Oklahoma* (ESPN+)	1 PM
Jan. 22	at Kansas* (ESPN)	9 PM
Jan. 27	UCF* (ESPN2)	7 PM
Jan. 31	at West Virginia* (ESPN+)	7 PM
Feb. 3	at Texas Tech* (ESPN+)	6 PM
Feb. 10	Houston* (ESPN)	4 PM
Feb. 13	Iowa State* (ESPN2)	7 PM
Feb. 17	at UCF* (ESPN+)	4 PM
Feb. 21	Oklahoma State* (ESPN+)	7 PM
Feb. 24	at TCU* (ESPN+)	3 PM
Feb. 27	at Houston* (ESPN2)	7 PM
March 2	Kansas State* (ESPN+)	7 PM
March 5	at Oklahoma* (ESPN+)	8 PM
March 9	West Virginia* (ESPN+)	2 PM
March. 13-16	Big 12 Championships	TBA

All times ET and subject to change

*Big 12 game, % Cincinnati Basketball Tournament presented by Allegiant Air, ^ Heritage Bank Center, S Kansas City, Mo. (T-Mobile Center)

ON THE AIR

- TV:** ESPN
- Play-by-Play..... Chuckie Kempf
 - Analyst..... Chris Spatola
 - **Online:** WatchESPN.com
 - **Mobile App:** WatchESPN

RADIO: BEARCATS SPORTS NETWORK

- Play-by-Play..... Dan Hoard
- Analyst..... Terry Nelson
- **Local:** 700 WLW

ATHLETICS COMMUNICATIONS

Phone (C): 817-739-6585
 Email: David.Cohen@uc.edu
 Twitter: @DavidECohen_
 Web: GoBEARCATS.com

GAME AT A GLANCE

CINCINNATI

12-3 • 1-1 BIG 12



(14) BAYLOR

13-2 • 2-0 BIG 12

SATURDAY, JAN. 13, 2024 • 8 PM ET



CINCINNATI BEARCATS

Head Coach Wes Miller

Record at Cincinnati 53-31 (Third Year)

Overall Record 238-166 (13th Year)



(14) BAYLOR BEARS

Head Coach Scott Drew

Record at School 433-235 (21st season)

Overall Record 453-246 (22nd season)

GAME INFORMATION

Facility Foster Pavilion

Capacity 7,500

TV ESPN

Radio 700 WLW / Sirius XM 388

Online The Varsity Network/Tuneln

Series Record Baylor leads 1-0

Home/Away/Neutral 0-1/0-0/0-0

Last Meeting Dec. 21, 1946 (L, 45-54 at home)

THE RUNDOWN

- Cincinnati fell in a home heartbreaker to No. 25 Texas on Tuesday, as Max Abmas made a short pull-up jumper in the final seconds of a 14-lead change, 14-tie, 74-73 decision. The Bearcats fell to 10-2 when scoring 70-plus.
- Saturday's game marks UC's first time playing three-straight ranked teams since 2013-14, the inaugural AAC season. It fell to Louisville and UConn before defeating Memphis.
- Aziz Bandaogo entered with 3-straight double-doubles, but a hard foul to his back in the first half aggravated an injury sustained against Dayton on Dec. 16. He returned in the second half and played through it.
- Jamille Reynolds scored 11 points over 18 minutes in his place, going 5-for-6 from the field with two blocks.
- Viktor Lakhin's 17 points put him in double-digits for the fifth-straight game (15.0 ppg on 53% shooting), to continue his team lead at 14.1 ppg. He is fourth in the Big 12 for FG% (54.0) and rebounds (8.1).
- Simas Lukosius scored a season-high 19 points, including 12 over the final 7:50 and a crucial jumper for a three-point lead with a minute left. He is shooting 58 percent (11-for-19) from deep over his last four games.
- Josh Reed has become an unsung piece to the team's recent success. Despite two DNP's in non-conference play, he has played 17 minutes each of the last three games, going 5-for-6 from deep and serving as a defensive specialist. The Dayton game has been the only one in which Cincinnati had all its scholarship players healthy or eligible, making for new roles to be filled and at a high level.
- Cincinnati maintained its No. 2 national ranking in rebounding (12.8) by defeating Texas on the glass, 34-28. All this comes despite Reynolds and Bandaogo missing a combined 16 games. By comparison, last year's Bearcats were 101 (2.6) and 211 (-0.3) in 2021-22, Wes Miller's first season. UC is +7.5 on the glass in Big 12 play.-
- The Bearcats' 32 three-point attempts in Big 12 play mark their fewest in any two-game stretch this season, but they have shot an efficient 41 percent from deep. UC has also boosted its approach with a 39-20 advantage in free-throw attempts over that span.
- UC's last time winning consecutive ranked games away from home came late in 2018 (at 11 Wichita State, vs. 21 Houston in AAC title game).


PROBABLE STARTERS




Day Day Thomas
10.3 ppg | 2.6 rpg
6-0 | 185 | Jr.
Bishopville, S.C.



John Newman III
8.9 ppg | 5.1 rpg
6-5 | 215 | Gr.
Greensboro, N.C.



Simas Lukosius
9.5 ppg | 2.9 rpg
6-5 | 215 | Gr.
Greensboro, N.C.



Viktor Lakhin
14.1 ppg | 8.1 rpg
6-11 | 240 | R Jr.
Anapa, Russia



Aziz Bandaogo
8.4 ppg | 8.8 rpg
7-0 | 235 | Sr.
Dakar, Senegal
@GOBEARCATSMBB

2023-24 CINCINNATI NUMERICAL ROSTER

No.	Name	Pos.	Ht.	Wt.	Cl.	Hometown/Previous School
0	Dan Skillings Jr.	G	6-6	215	So.	Blackwood, N.J./Roman Catholic HS (Pa.)
1	Day Day Thomas	G	6-1	185	Jr.	Bishopville, S.C./Kilgore College (Texas)
2	Jizzle James	G	6-1	195	Fr.	Orlando, Fla./Olympia HS
3	Rayvon Griffith*	G/F	6-7	205	Fr.	Cincinnati, Ohio/Compass Prep (Ariz.)
5	CJ Fredrick Jr.	G	6-3	190	Gr.	Cincinnati, Ohio/Kentucky
10	Josh Reed	G	6-7	220	So.	Atlanta, Ga./Pace Academy
11	C.J. Anthony^	G	6-0	190	Jr.	Columbus, Ohio/Putnam Science Academy
13	Jamille Reynolds	F	6-11	275	Sr.	St. Petersburg, Fla./Temple
14	Landen Long^	G	5-11	185	Gr.	Mason, Ohio/Ohio Northern
15	John Newman III	W	6-5	215	Gr.	Greensboro, N.C./Clemson
21	Chase Kirkwood^	G	6-1	190	Jr.	Phoenix, Md./Arkansas
30	Viktor Lakhin	F	6-11	240	RJr.	Anapa, Russia/CSKA-2
33	Ody Oguama	F	6-9	230	Gr.	Raleigh, N.C./Wake Forest
41	Simas Lukošius	G/F	6-8	225	Jr.	Kaunas, Lithuania/Butler
44	Sage Tolentino	F	7-1	240	RFr.	Kane'ohe, Hawaii/Hamilton HS (Ohio)
55	Aziz Bandaogo	F	7-0	235	Sr.	Dakar, Senegal/Utah Valley

*Redshirting this season

^Walk-on

Coaching Staff

Head Coach: Wes Miller (third season)

Associate Head Coach: Chad Dollar (third season)

Assistant Coach/Recruiting Coordinator: Drew Adams (second season)

Assistant Coach/Recruiting Coordinator: Andre Morgan (third season)

Assistant Coach/Chief of Administrative Staff: Josh Loeffler (first season)

Director of Player Development/Assistant Coach: Jake Thelen (third season)

Director of Basketball Operations: Matt Miller (third season)

Associate AD, Sports Performance: Mike Rehfeldt (second season)

Graduate Assistants: Abdul Ado, Malik Massey, Omari Prince

PRONUNCIATION

Aziz BANDAOGO Ah-ziz Band-Ae-Goe

Ody OGUAMA Oh-Guam-a

Viktor LAKHIN LOCK-in

Simas LUKOŠIUS See-moss Loo-koh-shiss

ROSTER INFORMATION

By State/Country

Florida (2) Jizzle James, Jamille Reynolds

Georgia (1) Josh Reed

Hawaii (1) Sage Tolentino

Lithuania (1) Simas Lukošius

New Jersey (1) Dan Skillings

North Carolina (2) John Newman III, Ody Oguama

Ohio (4) CJ Anthony, CJ Fredrick, Rayvon Griffith, Landen Long

Maryland (1) Chase Kirkwood

Russia (1) Viktor Lakhin

Senegal (1) Aziz Bandaogo

South Carolina (1) Day Day Thomas

By Class

Freshmen (3) Rayvon Griffith, Jizzle James, Sage Tolentino (RS)

Sophomores (2) Josh Reed, Dan Skillings

Juniors (4) Day Day Thomas, CJ Anthony, Simas Lukošius, Chase Kirkwood

Seniors (3) Jamille Reynolds, Aziz Bandaogo, CJ Fredrick

Graduates/Final Years (4) CJ Fredrick, Ody Oguama, Viktor Lakhin, John Newman III

By Height

7-1 (1) Sage Tolentino

7-0 (1) Aziz Bandaogo

6-11 (2) Viktor Lakhin, Jamille Reynolds

6-9 (1) Ody Oguama

6-8 (1) Simas Lukošius

6-7 (2) Rayvon Griffith, Josh Reed

6-6 (1) Dan Skillings Jr.

6-5 (1) John Newman III

6-3 (1) CJ Fredrick

6-2 (1) Jizzle James

6-1 (2) Chase Kirkwood, Day Day Thomas

6-0 (1) CJ Anthony

5-11 (1) Landen Long

CINCINNATI QUICK FACTS

GENERAL INFORMATION

Location	Cincinnati, OH 45221
Founded	1819
Enrollment	46,798
Nickname	Bearcats
Colors	Red (PMS: 186) and Black
Arena (Capacity)	Fifth Third Arena (12,012)
Affiliation	NCAA Division I
Conference	Big 12
President	Neville Pinto
Director of Athletics	John Cunningham
Faculty Representative	Brian Hatch
Department of Athletics Phone	(513) 556-4603
Athletics Ticket Office Phone	(877) CATS-TIX

ATHLETIC COMMUNICATIONS

Primary Basketball Contact	David Cohen
Office/Cell Phone	(513) 556-5182/(817) 739-6585
Email Address	david.cohen@uc.edu
Associate AD/Communications	Zach Stipe
Office/Cell Phone	(513) 556-5186/(865) 244-6119
Email	stipezd@ucmail.uc.edu

TEAM INFORMATION

2022-23 Record	23-13
AAC Record (Finish)	11-7 (Fourth)
Starters returning/lost	2/3
Letterwinners returning/lost	8/6
Newcomers	8
Pct. points returning	29.5 percent (819 of 2,776)
Pct. rebounds returning	44.8 percent (601 of 1,341)
Pct. assists returning	11.4 percent (64 of 559)

CINCINNATI TRADITION

Cincinnati, ranked the No. 9 basketball program all-time by CBS' Matt Norlander in 2019, boasts 1,889 all-time wins, good for No. 12 nationally (both entering the season), with this season marking the 40th of 20-plus wins. The Bearcats have produced 32 All-Americans (last: Jarron Cumberland's Honorable Mention in 2019), 86 All-Conference selections, 57 NBA Draft picks (last: Jacob Evans III in 2018) and 56 members of the 1,000-Point Club. The program has spent 434 weeks ranked in the AP Top 25, 212 in the Top 10 and 45 at No. 1. Jack Twyman and Oscar Robertson are both members of the Basketball Hall of Fame, with Robertson earning a spot on the NBA's 75th-Anniversary Team last fall.

SCOUTING THE BEARCATS

JUMPMAN, JUMPMAN, JUMPMAN...

Cincinnati is back in familiar threads this season as it returns to the Jordan brand. The Bearcats were one of the three original schools rewarded with it in 1997, joining St. John's and North Carolina A&T.

Michael Jordan himself helped present the uniforms to the public on the Rosie O'Donnell Show on Sept. 9, 1997.

Wes Miller and assistant coach Andre Morgan collaborate to pick out which pair Miller will wear each game.

HOW THEY FARE IN YEAR 3

Wes Miller enters his third, and most challenging season yet, as the Bearcats begin their Big 12 tenure. Below is a look at how UC coaches over the last 50 years fared in their first three seasons.

Mick Cronin did not make the NCAA Tournament until Year 5, which kicked off a nine-year streak.

Coch (Year)	Record	Postseason
Mick Cronin (2008-09)	18-14	N/A
Bob Huggins (1991-92)	29-5	NCAA Final Four
Tony Yates (1985-86)	12-16	N/A
Ed Badger (1980-81)	16-13	N/A
Gale Catlett (1974-75)	23-6	NCAA Sweet 16

MILLER'S EXTENSION

Cincinnati announced on Dec. 14, 2022 that Wes Miller would receive a two-year contract extension, as well as an increased salary, through the 2028-29 season.

CINCINNATI'S DOUBLE-DOUBLES

Aziz Bandaogo became the first Bearcat with three-straight double-doubles since Tre Scott had four in Feb. 2020.

Bandaogo had 17 at Utah Valley last year en route to WAC Defensive Player of the Year honors.

Player (Opponent, Date)	Pts	Rebs
Viktor Lakhin (EWU, 11/12)	26	11
Viktor Lakhin (NKU, 11/19)	14	14
Aziz Bandaogo (Bryant, 12/12)	12	17
Aziz Bandaogo (Dayton, 12/16)	10	12
Dan Skillings Jr. (Stetson, 12/22)	29	10
Aziz Bandaogo (BYU, 1/6)	12	11

HEALTH AND ELIGIBILITY

Cincinnati's only game with all its scholarship players was Dec. 16 vs. Dayton, and Aziz Bandaogo and CJ Fredrick both played through first-half injuries while Jamille Reynolds was making his UC debut.

Bandaogo missed the first four games while Jamille Reynolds missed the first nine, each due to varying NCAA transfer rulings.

On the health front, Bandaogo missed 3 in a row before returning in a big way against BYU, Fredrick 4 of the last 5 and Simas Lukosius on Dec. 3 and 22, primarily from getting hit by a car near campus.

SKILLINGS: OFFENSIVE X-FACTOR

Sophomore Dan Skillings Jr. showed impressive flashes on his knack for acrobatic layups and

rebounds last season.

Cincinnati is now 12-0 (and 8-0 this year) when he scores in double-figures, highlighted by 29 points off the bench against Stetson, the most by a UC reserve since 2002. He made his first start at the hostile Marriott Center against No. 12 BYU and scored UC's first points on an and-one.

"Last year I struggled a lot with playing (the game of basketball). It's still hard, but I was playing the game thinking a lot because I never wanted to mess up or didn't know how to do things. This year, being a sophomore and learning from Coach Wes, I can play without thinking as much. It's more about understanding the game now."

He was named one of Jon Rothstein's **20 Under-the-Radar Breakout Players** on Nov. 2.

GAME	POINTS
Bryant	14
South Florida	11
Temple	15
vs. Temple (AAC)	20

UIC	13
Detroit Mercy	11
Northern Kentucky	25
@ Howard	16
Bryant	11
Stetson	29
Evansville	10
@ (12) BYU	10

RARE AIR: BEARCATS' OFFENSE

Cincinnati has scored 85 or more points in six straight games, its most since 1959-60, Oscar Robertson's senior year. That team averaged 98.0 ppg over its season-opening run, eventually finishing third in the nation before winning the next two national titles.

Below are each of the longest 80-plus-point streaks in program history.

Last season's UC team averaged 77.1 ppg (its most since 2001-02) which included a 7.7 ppg improvement from Wes Miller's first year.

Year (Coach)	Games	Postseason
2023-24 (Wes Miller)	6	TBD
2005-06 (Andy Kennedy)	6	NIT
1996-97 (Bob Huggins)	6	NCAA 2nd Round
1994-95 (Bob Huggins)	6	NCAA 2nd Round
1959-60 (George Smith)	9	NCAA Final Four
1954-55 (George Smith)	7	NIT 3rd Round

JAMILLE EASES/EXPLODES INTO ROLE

Jamille Reynolds' finally made his debut on Dec. 16 against Dayton following the NCAA's mass TRO ruling and subsequent blanket allowance of player eligibility.

His first Bearcat bucket came against the Flyers by virtue of an offensive rebound and dunk. He played eight minutes in that one.

He made his home debut Dec. 19 against Merrimack, totaling 11 rebounds off the bench (one off a career-high) in 15 minutes, showcasing some more eye-popping strength and athleticism for his

6-11, 265-pound frame.

Reynolds' 12'4 max vert jump is the highest on the team.

AZIZ'S AMAZING DEBUT, NOV. 22

Senior forward Aziz Bandaogo made his UC debut off the bench against Georgia Tech on Nov. 22, and calling it jaw-dropping would be an understatement. Bandaogo's first three minutes featured, in order, a blocked shot, alley-oop slam and a team turnover in forcing a shot-clock violation.

The 2022-23 WAC Defensive Player of the Year finished with eight points and nine rebounds over 21 minutes, all while receiving a thunderous ovation as soon as he made his way to the scorer's table.

HISTORIC NIGHT ON THE BOARDS

It was a rebounding free-for-all for Cincinnati in its 85-53 win over Bryant on Dec. 12, with its 57 boards marking its most since the 2017-18 opener and one of 12 teams to do that against a Division I team this season.

Aziz Bandaogo's 17 rebounds were nothing new for him: he had that many against Wake Forest and Seattle during his 2022-23 WAC DPOTY season at Utah Valley. For UC, it was its best individual performance since Tre Scott's 21 against UCF in February 2020.

UC had four games of 80-plus rebounds in the 1950s. This year's Bearcats has five games with a margin of 20-plus.

SOME PERSPECTIVE ON BANDAOGO

Aziz Bandaogo averaged 2.9 ppg over his first two years of college (Akron), before moving on to Utah Valley and a year later emerging as ESPN's 16th-rated transfer.

Wes Miller has taken note of his tall tasks of getting out of his comfort zone between the lines, including the first times Bandaogo has been asked to guard a non-center.

"This time last year was the first time he had ever had success at any level of basketball. He was having some games at Utah Valley, the year before he didn't play, he wouldn't even get in the games. So, his development is still early and new ... What's neat when you're working with young people is you can see them improving right in front of your eyes over a short period of time."

JIZZLE'S STOCK RISING

Freshman guard Jizzle James knew he was going to play no matter what with only one other true point guard, Day Day Thomas, on the roster.

He had six turnovers over his first two games (32 minutes), but came back Sunday against Eastern Washington and had none in 16 minutes. In the process, he collected 13 points for the second-straight game and now leads the team in free-throw shooting at 80.6 percent (25-31).

"He has the right mindset and work ethic, but he has not impressed me on the basketball court yet," Wes

Miller said. "That's a compliment to him, because I think he has so much excellent basketball in front of him."

TRACKING THE POINT GUARDS

As mentioned before with James and Thomas, it made sense as to why they did not share the floor together until the final minutes of the Dec. 16 Dayton contest.

Since then, UC has experimented with it at various times, largely dependent on opponent defenses.

Game (Date)	Minutes
Merrimack (Dec. 19)	10:15
Stetson (Dec. 22)	1:47
Evansville (Dec. 29)	5:27
at (12) BYU (Jan. 6)	0:32
(25) Texas (Jan. 9)	0:00

LAKHIN LOADED FROM DEEP

RS junior Viktor Lakhin's emergence as a three-point shooter was heavily discussed throughout the preseason, a killer complement to his already much-improved skillset.

He went 2-for-3 from deep against Eastern Washington as part of a career-high 26-point effort. He had only two treys his whole career prior. He also went a staggering 5-for-6 in the Georgia Tech blowout, putting him at 50 percent (9-for-18) after starting the season 0-for-3.

Seven of his 10 double-doubles came last season, and nine of his 10 overall have been at home.

Opponent (Year)	Pts	Rebs
Bryant (21-22)	13	11
Cleveland State (22-23)	14	12
NJIT (22-23)	10	10
Bryant (22-23)	16	13
Detroit Mercy (22-23)	18	15
Tulane (22-23)	13	13
Memphis (22-23)	22	10
at Utah Valley (22-23 NIT)	10	10
Eastern Washington (23-24)	26	11
Northern Kentucky (23-24)	14	14

LAKHIN'S 3-POINT EVOLUTION

Lakhin trained during the offseason with renowned player development coach Joey Burton, and he was recommended by Miller as having a strong pro prospect future and the ability to contribute to UC as a deep shooter.

"One thing I tell young guys (in Viktor's situation regarding adjustments), is they're gonna get worse before they get better," Burton told Riverfront Cincy. "Vik is very coachable."

Dirk Nowitzki served as a template as well, as Burton cited his arching shot.

LAKHIN'S 26 RANKS HIGH FOR BIGS

Lakhin's 26 against Eastern Washington marked the most by a Bearcat post player since Kyle Washington's 27 against UConn on Feb. 4, 2017. Below are all 20-plus point instances since 2016.

Date (Opponent)	Player	Total
11/12/23 (EWU)	Viktor Lakhin	26
2/4/23 (UCF)	Viktor Lakhin	20
1/22/23 (Memphis)	Viktor Lakhin	22
3/10/17 (Tulsa)	Kyle Washington	21

2/4/17 (UConn)	Kyle Washington	27
12/4/16 (Bowling Green)	Kyle Washington	24
11/19/16 (Rhode Island)	Kyle Washington	23

SKILLINGS IN ELITE COMPANY

Dan Skillings' career-high 25 points against NKU marked the third UC performance of 25 or more off the bench since 2010. The full listing is below, with the other two players eventually making the NBA.

His 29 in a double-double performance over Stetson marked the most by a Bearcat reserve since Tony Bobbitt in 2002, as well as the most in a double-double since Troy Caupain in 2016.

Player (Opponent)	Year	Points
Sean Kilpatrick (Wright State)	2010	26
Jarron Cumberland (South Florida)	2017	26
Dan Skillings (NKU)	2023	25
Dan Skillings (Stetson)	2023	29

SKILLINGS SEEKS DEFENSIVE BOOST

Dan Skillings Jr. produced as many highlight reels for 14.6 minutes per game as anyone could embrace. Now, he looks to the other side of his game.

"I think I jumped the most on defense, and that's where I needed to jump the most in order to go places I want to go and help the team as much as I can. Working on defense will help our team, its success and our coaches the most."

"We need some guys to emerge," Miller said after Skillings' Stetson brekaout. "We all know Dan's capable of it. His talent's obvious. It has to start with him defensively. He's got to go in the game and be really energized to make an impact defensively. He usually makes an impact on the offensive board which is something I think is a standard he needs to stay with. He just needs to play the right way and I thought he did that tonight for the first time in a really long time. What happens? The ball just finds him."

OFFENSIVELY SPEAKING...

Below are the comparisons within its AAC and Big 12 history, with asterisks on NCAA Tourney teams. The 2019-20 squad claimed the AAC regular-season title before the COVID cancellation.

Since Wes Miller took over in 2021-22, he has improved the offense from 217 to 53 and now 14th.

Season	Scoring Avg.	League/Nat'l Rank
2023-24	80.7	6/54
2022-23	77.1	3/53
2021-22	69.4	6/217
2020-21	68.9	5/233
2019-20	72.7	3/127
2018-19*	71.7	9/198
2017-18*	74.3	3/161
2016-17*	74.3	1/148
2015-16*	73.3	5/168
2014-15*	62.1	10/295
2013-14*	68.4	8/243

TURNOVERS, TOO...

Cincinnati committed only four turnovers in its wins over Detroit Mercy (Dec. 21) and South Florida (Jan. 18) in 2022-23, one off the school record. Two of the team's only 14 games with four or fewer turnovers have come that year. Even in the USF game, the last one came on a mercy decision with seconds left in

SINGLE-SEASON THREE-POINT MAKES

No.	Season
314	2022-23
269	2021-22
264	2016-17
262	2017-18
260	2011-12
253	1993-94
252	2015-16
237	2003-04
236	1994-95

SINGLE-SEASON THREE-POINT ATTEMPTS

No.	Season
894	2022-23
853	2021-22
765	2016-17
763	2011-12
742	2017-18
729	2012-13
725	2015-16
702	2008-09
693	1993-94
687	2009-10
673	2018-19

ALL-TIME WINNINGEST PROGRAMS

Cincinnati entered the season ranked 12th nationally in all-time wins. The following numbers reflect the preseason.

Rank	School	Wins
1.	Kentucky	2,375
2.	Kansas	2,370
3.	North Carolina	2,343
4.	Duke	2,273
5.	UCLA	1,986
6.	Temple	1,977
7.	Syracuse	1,973
8.	Notre Dame	1,950
9.	St. John's	1,922
10.	Indiana	1,913
11.	Purdue	1,895
12.	Cincinnati	1,889
13.	Texas	1,879
14.	Illinois	1,878
15.	Utah	1,875

MEASURING THE BIG 12

UC holds an 83-42 record against its new league foes. In addition to UCF and Houston in the AAC from 2013-23, UC and West Virginia competed in the Big East from 2005-13.

Cincinnati's last matchup over an incumbent Big 12 team was a 75-61 win over Kansas State in the 2016 NCAA First Round.

All records above and below are entering this year.

Team	H2H Record	Last Meeting
Baylor	0-1	1947
BYU	1-2	2001
UCF	10-5	2023
Houston	33-14	2023
Iowa State	4-1	2016
Kansas	4-3	1996
Kansas State	7-1	2016
Oklahoma	4-2	2011
Oklahoma St.	2-3	2002
TCU	5-0	2005
Texas	2-0	2012
Texas Tech	1-0	1961
West Virginia	10-10	2012

the 85-69 victory, and the Bearcats did not commit one for the first 27 minutes.

Season	TO Avg.	League/Nat'l Rank
2023-24	11.3	5/96
2022-23	10.7	2/30
2021-22	10.5	1/28
2020-21	14.6	9/267
2019-20	14.4	10/289
2018-19*	10.4	1/15
2017-18*	11.3	2/35
2016-17*	10.0	2/6
2015-16*	11.0	2/35
2014-15*	12.7	6/194
2013-14*	11.1	2/60

TRANSFER SYNOPSIS

(5) CJ Fredrick: 113-52 record over five years at college level; would have 5 NCAA appearances if not for COVID. Cincinnati native returns home after starting 15 games with 10 double-figure scoring games at UK in 2022-23.

(13) Jamille Reynolds: Awaiting NCAA two-time transfer waiver decision. Averaged 10.1 ppg, 5.4 rpg on 60.4 percent shooting for Temple last year, including 11.5 ppg in two UC contests. Barrel-chested, 6-11 post player who has put immense work into his body.

(41) Simas Lukosius: Second on Butler last year with 33.3 mpg and 11.6 mpg; led team in assists (2.9), three-pointers (59) and percentage (37.8). Scored career-high 28 points against Villanova and had 23 in Big East Tourney against St. John's. Also scored 27 (12 in OT) to defeat Xavier in 2022 Big East Tourney as freshman.

(55) Aziz Bandaogo: Granted immediate eligibility in time to make debut against Georgia Tech on Thanksgiving Eve. WAC Defensive Player of the Year who was No. 16 transfer signing according to ESPN. Averaged 11.4 ppg and 10.5 rpg while ranking third nationally in blocks (106) to lead Utah Valley to school-record 28 wins and NIT Final Four. Had 15 points and 12 rebounds versus Cincinnati.

SCORING DEPTH SECOND IN NATION

Cincinnati boasts eight scholarship players on its roster with career-highs of 20-plus points. It ranks second in the nation behind only TCU.

Team	Scorers
TCU	9
Cincinnati	8
BYU	8
Missouri	8
New Mexico	8

LUKOSIUS: WINNING TIME IN NYC

Reggie Miller isn't the only player to come into Madison Square Garden and leave with a heroic performance.

Lukosius scored 12 of his then-career-high 27 points in overtime of his Big East Tournament debut, leading Butler to an 89-82 win in 2022 as a freshman. His defensive rebound and succeeding free-throws with 4 seconds left extended it to OT as well.

EXTRA MILE IN RECRUITING SIMAS

Simas Lukosius is primed to be a fan favorite at UC, bringing a substantial Big East resume from his two years at Butler.

Assistant coach Drew Adams, who has the most

international ties (as well as the state of Indiana) on staff, was largely credited with bringing him to Clifton, and Lukosius described it as "major" that Adams flew to Lithuania to visit the family during the process.

"I put a lot of attention to how the coaching staff is going to treat my father or family in general. I feel like the way this coaching staff put a lot of focus on recruiting not just me, but the people around me, I really rely on my dad a lot for decision-making."

It's not the first time UC went above-and-beyond in the family circuit. Landers Nolley II, last year's leading scorer, was treated to a zoo visit with his daughter as part of his pitch.

SEVEN-NATION SIMAS

Lukosius, by virtue of his father's coaching career, has lived in seven countries: Lithuania, Russia, Kuwait, Lebanon, Germany, Bahrain and the United States.

WHAT'S IN NEWMAN'S NAME?

John Newman III is the third generation of his name, a family lineage that includes his father playing basketball at James Madison and his cousin, Johnny, playing at Richmond and 17 years in the NBA.

"My grandpa, who passed, was a brick mason. Great man, always did his best to provide for my dad and his family. He was super chill and passed about 4 years ago. Towards the end of his life, I was too busy to get over to his house as much, but when I was younger he was so laid back. My dad is another high-character guy, liked to go fishing. My grandpa was from South Carolina. My dad is a real estate agent and one of the best in North Carolina."

FREDRICK'S WINNING WAYS

Cincinnati native CJ Fredrick has returned home following five years at Iowa and Kentucky. The Covington Catholic (Ky.) grad has also seen his fair share of success at the high-major level and will have up to two years' eligibility at UC, bringing a 113-52 record with him.

Fredrick's redshirt season at Iowa also included defeating Cincinnati in the 2019 NCAA Tournament in Columbus.

Wes Miller has even noted that his first time trying Skyline Chili was per Fredrick's suggestion as he was attempting to recruit him out of the transfer portal in April 2021, shortly after his hiring.

Season	Team Record	Stats
2018-19	23-12, NCAA 2nd Round	Redshirt
2019-20 (Iowa)	20-11, No NCAA (COVID)	10.2 ppg
2020-21 (Iowa)	22-9, NCAA 2nd Round	7.5 ppg
2021-22 (UK)	26-8, NCAA 1st Round	Medical RS
2022-23 (UK)	22-12, NCAA 2nd Round	6.1 ppg

VALUABLE TIME IN NIT

Cincinnati's NIT appearance, while not the ultimate goal of the program, proved to pay some solid dividends for the future. The Bearcats defeated ACC foe Virginia Tech in a raucous affair that featured 13 lead changes and 11 ties while going coast-to-coast with games in New York and Utah.

Ody Oguama averaged 8.7 points and rebounds per game, including shooting 76.5 percent from the field against Virginia Tech, Hofstra and Utah Valley.

Dan Skillings Jr. also got 16.0 mpg of run while averaging 14.8 for the year.

HOME COOKIN' IN NON-CON

Cincinnati has three road games in non-conference play, and with the exception of the Nov. 28 Howard trip to Washington, D.C., the Bearcats travel a combined five miles to Xavier (Dec. 9) and downtown to play Dayton (Dec. 16). It marks UC's most regular-season home games since 2013-14, when it went 18-1.

STAFF UPDATES

The NCAA on July 1 announced that basketball teams could utilize up to five assistant coaches, with three able to off-campus recruit and the other two to supplement on-court instruction.

Josh Loeffler was the one external addition to the staff. He was previously the head coach at Johns Hopkins, where he held a 114-27 record in five seasons (2020-21 canceled due to COVID). He brings nine years of DI experience from Lafayette (2008-12), Rutgers (2012-13) and Loyola Maryland (2013-17).

Drew Adams moved into recruiting roles with Chad Dollar and Andre Morgan, while Jake Thelen moved to Director of Player Development/Assistant Coach.

Matt Miller, a 2021 graduate of Indiana and third-year member of the staff (no relation to Wes) is now the youngest Director of Operations among the major conferences, an honor that Thelen held at Georgia previously.

GUARDS ARE MILLER'S FORTE

Wes Miller is one of three active head coaches in Division I to have been at the helm for 10-plus seasons while coaching an All-Conference guard in every season.

His UC tenure features David DeJulius (two-time Third Team All-AAC) and Landers Nolley II (First Team in 2022-23).

FOES TURNED FRIENDS

The transfer portal certainly lends itself to more head-to-head battles between two players across the country. Dan Skillings saw it himself with former AAC foe Jamille Reynolds (then at Temple) from their third and final meeting at the AAC Tournament.

"I've talked to him about that. During or after the game, I didn't realize it was on him. Someone sent me the clip with 'too small on Reynolds,' so I sent it to him (this fall). I mess with him on that a little bit. But he's a lot bigger than me."

BEARCATS DIG THE LONG BALL

Cincinnati has broken school records in back-to-back seasons for both three-point makes and attempts.

The Bearcats were 314-894 in 2022-23 and 269-853 in 2021-22.

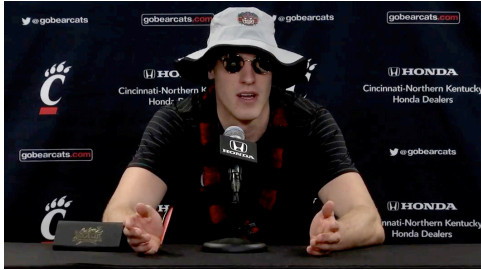
Four of Cincinnati's eight games with its most three-pointers in school history have come in the Wes Miller era, highlighted by 17 (tied for third) against Arizona in Maui and in overtime at Tulane, with the 48 tries in the latter tying the school record. Other games include 16 against Tulsa and Memphis last season.

The one wrinkle this year will be that Cincinnati is retaining only 10.2 percent of its made three-pointers,

keyed by Landers Nolley II's 96 that was fourth in school history and the most since Deonta Vaughn in 2007-08. Nolley's 41.7 percent clip was 12th nationally.

LAKHIN'S IMPRESSIVE MAUI WEEK

Lakhin was the model of efficiency in Cincinnati's three 2022 Maui Invitational games. He scored in double-figures all three contests (13.7 ppg), shooting 69.2 percent from the field. By comparison, he had three double-figure scoring games for his career ahead of the event.



DOUBLE-DUTY DAN HOARD

The Dayton game was yet another glorious chapter in Cincinnati radio voice Dan Hoard's storied career, this time with his best proximity in some time.

Hoard carried the Bengals' 1 p.m. game against the Minnesota Vikings, then trekked slightly down the banks to do the Bearcats-Flyers game at 7 p.m., all on 700 WLW.

Hoard is among a select few handling Pxp duties within the college hoops and pro ranks nationally.

Broadcaster	College	Pro
Dan Hoard	Cincinnati (MBB, FB)	Bengals
Josh Maurer	Boston College	Brewers
Zach Zaidman	DePaul	Cubs
Bill Hillgrove	Pitt (MBB, FB)	Steelers

ALL-AMERICAN ON THE RADIO

Former consensus First-Team All-American and 2010 UC Athletics Hall of Fame inductee Steve Logan served as the home radio commentator for the non-conference season.

He was a two-time Conference USA Player of the Year winner and ranks third at UC with 1,985 points, including 22.0 ppg as a senior. He also helped the Bearcats to five NCAA Tournament wins over four appearances. Logan's school records include the most wins (111), highest career free-throw percentage (86.1 percent) and most single-game assists (16) among many decorated achievements.

MONSTER FACTORY LEGACY

Mike Rehfeldt, UC's Associate Athletic Director for Sports Performance, has become a beacon within the men's basketball program. He first served the Bearcats from 2012-20 before joining Miller's inaugural staff after a one-year stint at UConn.

Rehfeldt's cutting-edge investments go beyond the plates and into the technology realm. He also helped hire Dillon Frees, the athletics department's first-ever Director of Performance Nutrition.

Notable performers on this year's roster include:

- Day Day Thomas: Highest 3/4 court sprint time (2.94 seconds)
 - Jamille Reynolds: Highest max vert touch (12'4), followed by Aziz Bandaogo (12'2)
 - CJ Anthony: Top 185 bench (23 reps, followed by
- 2023-24 CINCINNATI MEN'S BASKETBALL**

Ody Oguama and John Newman III)

- Jizzle James: Top max vert jump (43.5", followed by Day Day Thomas and John Newman III)

HOOPS IN THEIR DNA

John Newman III's father played at James Madison, while his distant cousin, Johnny Newman, starred at Richmond before his 17-year NBA career.

Josh Reed boasts similar bloodlines as well. His mother, Chenoah Turner, played at South Florida and led the Bulls in blocked shots for the 1989-90 season.

PARTY LIKE IT'S 1999

Cincinnati is one of seven teams nationally to have three players born before the year 2000 in CJ Fredrick, John Newman III and Ody Oguama. Other teams that fit are BYU, Mississippi State, UT Arlington, NJIT, Missouri and New Mexico State.

THE GRADUATE, CINCINNATI EDITION

UC joins Kansas and Minnesota as the only three teams nationally to have three players with degrees from their current school (Viktor Lakhin, Ody Oguama, John Newman III).

Newman's master's degree makes him one of six active players nationally as well to hold one.

PUBLISHED AUTHOR

Few coaches, or anyone in particular, can say they published a book while in school. Wes Miller authored "The Road to Blue Heaven," a diary of his senior season as a Tar Heel.

BIG 12 HOOPS IN RUCKER PARK

Wes Miller, along with UC women's basketball coach Katrina Merriweather and Brooklyn native A'riel Jackson, were selected by the league as special guests for the inaugural "Big 12 Hoops in the Park."

The event, which was a collaboration between the league and partners New York City Parks Department, Hard Rock Hotels, Gatorade and WHOOP, was the first of a variety of planned activations by Big 12 Commissioner Brett Yormark to partner with the basketball-rich area.

Following drills and clinic sessions, the coaches participated in a Q&A with local youth. The event featured live DJs, food trucks and more.

DOLLAR PROMOTED IN 2022-23

Third-year UC coach Chad Dollar earned a promotion in Fall 2022 to associate head coach. Dollar has built a national reputation at the highest levels of the game.

"He's been the guy whose counsel and advice has really helped me and part of it was, he's earned it," Miller said. "I want him to have the confidence to know that I want him to speak up more, whether it's with our players, whether it's on the court, whether it's in the locker room, or whether it's in staff meetings, or whether it's opening my door, when I need to hear something that maybe I don't want to hear, I want him to know that I have the confidence and I'm putting him in a role that I expected to do that."

YOUNG, WILD AND FREE

Head coach Wes Miller holds the active lead for wins by a coach by 40.

In fact, Miller already had the most Division I wins of any active coach by their 40th birthday, which he celebrated Jan. 28. All coaches listed below were active in 2022-23.

COACH (CURRENT SCHOOL)	WINS
Wes Miller (Cincinnati)	217
Rick Pitino (St. John's)	200
Shaka Smart (Marquette)	195
Cliff Ellis (Coastal Carolina)	192
Bob Huggins (West Virginia)	191
Bill Self (Kansas)	190
Andrew Toole (Robert Morris)	188
Herb Sendek (Santa Clara)	186
John Calipari (Kentucky)	185
Thad Matta (Butler)	183
Jim Boeheim (Syracuse)	182

BUT WAIT, THERE'S MORE

The scope of college basketball history comes into play with Miller's win total. The following numbers reflect wins as a Division I member via Sports-Reference.com, with each school in parenthesis the school of their 40th birthday.

Miller is tied for 15th overall in this category, and even six of the 14 ahead of him achieved their milestones before 1950.

Coach	Wins	Year
Phog Allen (Kansas)*	339	1925
Bob Knight (Indiana)*	307	1980
Henry Iba (Okla. State)*	292	1944
Pat Page (Butler)*	261	1926
Terry Holland (Virginia)	256	1982
Fordy Anderson (Mich. St.)	251	1959
Jim Valvano (N.C. State)	250	1986
Eddie Cameron (Duke)	234	1942
Chick Davies (Duquesne)	233	1940
Digger Phelps (Notre Dame)	232	1981
Billy Donovan (Florida)	228	2005
Pat Kennedy (Florida State)*	228	1992
G. Ott Romney (BYU)	227	1932
Johnny Bach (Penn State)	219	1964
Wes Miller (Cincinnati)	217	2023
J. Fred Bohler (Wash. State)	217	1925
Mike Krzyzewski (Duke)*	215	1987
Bobby Cremins (Ga. Tech)	211	1987
Howie Dallmar (Stanford)	211	1962
Everett Dean (Indiana)*	208	1938
Scott Sutton (Oral Roberts)	204	2010
Larry Weise (St. Bonaventure)	202	1973

*Naismith Memorial Basketball Hall of Fame

RULED THE AAC

UC tied fellow departed member Houston with 125 wins in AAC play, more than any other league member since the conference formed prior to the 2013-14 campaign.

Cincinnati claimed three AAC regular-season crowns (2014, 2018, 2020) and two tournament titles (2018, 2019).

The UC men's basketball program has been a member of nine leagues (not including three stints as an independent) during its 121-year history. The Bearcats have 100 or more conference wins in two other leagues: 128 in the Missouri Valley Conference (1957-58 through 1969-70) and 123 in Conference USA (1995-96 through 2004-05).

LAST TIME OUT

CINCINNATI — The University of Cincinnati men's basketball took No. 25-ranked Texas to the wire but fell short in the final seconds, losing 74-73 on Tuesday inside Fifth Third Arena.

After guard John Newman III missed a free throw with Cincinnati leading 73-72, Texas guard Max Abmas made a contested baseline mid-range jumper to put Texas up 1 with eight seconds left in the game.

Cincinnati forward Simas Lukosius' desperation 3-pointer missed at the buzzer.

The crowd of 11,014 was treated to a classic in Cincinnati's first-ever Big 12 Conference home game. The game featured 14 lead changes and 14 ties.

Lukosius had his best game of the season, scoring a season-high 19 points on 7-of-10 shooting while knocking down three 3-pointers. Lukosius dominated in the second half, scoring 14 points.

Texas forward Dylan Disu scored 33 points on 13-of-23 attempts, making four 3-pointers. Abmas added 15 points for the Longhorns, who shot 51% from the field and made six of their final seven field goals.

Viktor Lakhin scored 17 points on 7-of-12 field goal attempts for the Bearcats, who dropped to 12-3 overall and 1-1 in the Big 12. Texas improved to 12-3 and 1-1 in the league.

The Bearcats trailed by 4, 66-62, with five minutes left, but Lukosius and reserve post Jamille Reynolds kept Cincinnati in the game down the stretch.

Lukosius swished a 3 to bring the Bearcats within a point, 66-65, and then whipped a pass to freshman guard Jizzle James, who buried pull-up jumper that put Cincinnati up 1, 67-66.

Abmas followed with a bucket and then Texas capitalized on a UC turnover to go up 70-67 on a dunk by Dillon Mitchell with three minutes left.

Reynolds answered with a layup and Lukosius put Cincinnati back up by 1, 71-70, on a turnaround jumper in the lane with just under two minutes left.

Another turnaround jumper by Lukosius gave Cincinnati a 73-70 lead with 55 seconds left and put the crowd into a frenzy.

Disu's jumper in the lane brought the Longhorns within a point, 73-72, and Abmas jumper lifted Texas to the win.

FROM WES MILLER

"First off, congrats to Texas. That was a heck of a college basketball game...What I don't want to hear about is our free throw shooting. That is the thing that I've heard every time we lose, and our players hear it every time we lose. Nobody's going to beat themselves up more than John [Newman III] tonight and that just breaks my heart. It isn't fair because he shouldn't do it because of one missed free throw on a one and one and that does not define the game. Unfortunately, he's going to do that to himself, and I just hate that and we're going to have his back because that isn't why we lost. We had two chances to get stops to win that game and we didn't get the stops.

"I thought Simas [Lukošius] was special. I thought he was special tonight. He made big time plays down the stretch when our team needed them."

2023-24 CINCINNATI MEN'S BASKETBALL

COMPARISON*Offense*

UC	Team	BU
80.7	PPG	87.7
45.6	FG%	51.2
35.6	3FG%	43.3
68.5	FT%	73.3
43.3	RPG	36.1
16.9	APG	15.9
11.3	TOs PG	11.4

COMPARISON*Defense*

UC	Team	BU
66.0	PPG	69.5
40.7	FG%	44.2
31.0	3FG%	31.2
30.5	RPG	29.2
12.3	APG	12.7
11.9	TOs PG	13.3
4.3	Blocks PG	4.0
6.2	Steals PG	7.3

SERIES HISTORY

- » The lone meeting was a Cincinnati home loss in 1946.
- » Aziz Bandaogo and Baylor big Josh Ojjanwuna both participated in the NCAA's Next Generation Sunday event at the 2019 Men's Final Four (Minneapolis) for NBA Global Academy.

ALL-TIME RESULTS

Date	Site	Result
12/21/46	Cincinnati	L, 45-54



CINCINNATI HEAD COACH WES MILLER

THE MILLER FILE

- » **Hometown**
- » Greensboro, N.C.
- » **Alma Mater**
- » North Carolina, 2007

COACHING EXPERIENCE

- » **2008-09: Elon**
Assistant Coach
- » **2009-10: High Point**
Assistant Coach
- » **2010-11: UNC Greensboro**
Assistant Coach
- » **2011: UNC Greensboro**
Interim Head Coach
- » **2011-21: UNC Greensboro**
Head Coach
- » **2021-Present: Cincinnati**
Head Coach

PLAYING EXPERIENCE

- » **2002-03**
James Madison
- » **2004-07**
North Carolina
- » **2007-08**
London Capitals (BBL)
- » **Member of North Carolina's 2004-05 National Championship Team**

Wes Miller was named the 28th University of Cincinnati men's basketball head coach on April 14, 2021 after a decade as the head coach at UNC Greensboro.

Miller earned 217 wins by his 40th birthday, which ranked him 15th all-time and seventh among head coaches after 1970. Five of the names ahead of him are Naismith Memorial Basketball Hall-of-Famers as well. His 41 over his first two years at UC trail only Ed Jucker, who won national titles in 1961 and 1962, for most at the school, and he has won 20-plus games in six of his last seven seasons.

Miller is also one of three Division I head coaches to have an All-Conference guard in every year they have been at the helm (10 years or more). Landers Nolley II produced career-highs in every category en route to First-Team honors, while David DelJulius made the Third-Team for the second-straight year as he finished third nationally in assist-turnover ratio and third in UC single-season history with 192 assists. Cincinnati also broke its three-point records in each of his first two seasons.

Cincinnati's 2022-23 squad claimed its 40th, 20-win season while returning to the postseason with a trip to the NIT Quarterfinals, highlighted by an 81-72 first-round win over Virginia Tech. Cincinnati also improved its league-win total by four games. Miller's squad finished in the top-30 for turnovers for the second-straight season after coming in below 267 the previous two. UC's 77.1 ppg marked its highest since 2001-02 and up 7.7 from Miller's first year.

The 2021-22 season saw Miller become the first UC coach to start his tenure 5-0, and the fifth win was a 71-51 dismantling of No. 14 Illinois in Kansas City. It marked the Bearcats' largest margin-of-victory over a ranked opponent since 2011. David DelJulius earned Third-Team All-AAC honors as well. The team improved in many categories following its 12-11 campaign the year before, including its national rankings in turnovers per game (27 from 267) and field-goal defense (35 from 186) among many others. Not only that, UC set a program record in the fall semester with a 3.484 GPA, seeing nine student-athletes earn Dean's List accolades as well.

"I am incredibly excited to welcome Wes into the Bearcats family," Cunningham said upon Miller's hiring. "He is an extremely dynamic coach and mentor who impressed me with his drive, focus and attention to detail. He's a proven winner as a head coach and was able to rebuild a program and lead a remarkable turnaround at UNCG over the last decade. We cast a very wide net in this search and Wes emerged as the right coach to lead the Bearcats into the future."

Regarded as one of the top young coaches in college basketball, Miller built UNC Greensboro into perennial championship and NCAA Tournament contenders, was named as ESPN.com's No. 1 Coach Under 40 in May 2020 and also was tabbed for The Athletic's 40 Under 40.

Miller's collegiate head coach and mentor Roy Williams had high praise for his former player.

"Wes Miller is one of the most outstanding young coaches in our game and what he did at UNC Greensboro makes me

believe he is THE most outstanding," Williams said. "As a player at North Carolina he came closer to reaching his full potential than any player I've ever coached. His energy, his determination, his intelligence and his care for young people convinces me that he will continue at that level. I am so happy for him and the University of Cincinnati Basketball program and I look forward to being in the stands!"

AT UNCG

- The Spartans all-time winningest head coach, Miller totaled 185 wins in 10 seasons with four Southern Conference Regular-Season Championships. Over the last five years, UNCG has five-straight 20-win seasons, two NCAA Tournament appearances, two NIT appearances, two Southern Conference Tournament Championships, 125 wins and 70-20 record in conference play.
- UNCG won 21 games during the 2020-21 season along with the SoCon regular season and tournament championship and earned its second NCAA Tournament appearance in four years.
- The Spartans won 20 or more games in each of the last five seasons, including a program record 29 in 2018-19. Miller led UNCG to NCAA Tournament appearances in 2017-18 and 2020-21.

AS AN ASSISTANT COACH

- Miller, who also spent the 2010-11 season as an assistant coach at UNCG, also spent two seasons as an assistant coach at Elon and High Point. Miller also ran his own basketball camps in Charlotte and Greensboro for two summers.

PLAYING DAYS

- In three seasons as a player at North Carolina under Coach Williams, Miller helped the Tar Heels to the national championship in 2005, two Atlantic Coast Conference regular-season championships and one ACC Tournament title.
- He was team captain as a senior in 2006-07, leading UNC to 31 wins and the NCAA Elite 8 as well as the ACC regular-season and tournament titles, and a final No. 3 national ranking.
- A fan favorite at UNC, Miller authored a book entitled *The Road to Blue Heaven*, which was published as a diary of his experiences as a North Carolina basketball player.
- In addition to his success on the floor, Miller excelled off the court, earning ACC Academic Honor Roll recognition and the UNC Athletic Director's Scholar Athlete-Award. He earned his degree in political science from North Carolina in 2007.
- Upon his graduation from North Carolina, Miller played one season of professional basketball for the London Capitals of the British Basketball League, where he averaged 19.6 points per game to rank eighth in the league.
- Miller was a prep standout at the New Hampton School in New Hampshire. He earned a scholarship to James Madison University, where he played one season before transferring to North Carolina to become a walk-on for Coach Williams' squad.

MILLER'S YEARLY COACHING RECORD

SEASON	SCHOOL (CONF.)	OVERALL	LEAGUE (FINISH)	LEAGUE TOURNAMENT (RECORD)	POSTSEASON
2011-12	UNC Greensboro (SoCon)	11-11	10-8 (First, North)	Semifinals	
2012-13	UNC Greensboro (SoCon)	9-22	6-12 (Sixth, North)	Quarterfinals	
2013-14	UNC Greensboro (SoCon)	14-18	7-9 (Sixth)	First Round	
2014-15	UNC Greensboro (SoCon)	11-22	6-12 (Ninth)	Quarterfinals	
2015-16	UNC Greensboro (SoCon)	15-19	10-8 (Sixth)	Quarterfinals	CBI Quarterfinals
2016-17	UNC Greensboro (SoCon)	25-10	14-4 (First)	Runner-Up	NIT First Round
2017-18	UNC Greensboro (SoCon)	27-8	15-3 (First)	Champion	NCAA First Round
2018-19	UNC Greensboro (SoCon)	29-7	15-3 (Second)	Runner-Up	NIT Second Round
2019-20	UNC Greensboro (SoCon)	23-9	13-5 (Third)	Quarterfinals	
2020-21	UNC Greensboro (SoCon)	21-9	13-5 (First)	Championship	NCAA First Round
2021-22	Cincinnati (AAC)	18-15	7-11 (Eighth)	Quarterfinals	
2022-23	Cincinnati (AAC)	23-13	11-7 (Fourth)	Semifinals	NIT Quarterfinals
2023-24	Cincinnati (Big 12)	12-3	1-1	--	--
Head Coaching Totals		238-166	128-88		

MILLER'S RECORD AGAINST ALL OPPONENTS

Opponent	Record	Eastern Kentucky	1-0	James Madison	1-0	North Dakota State	1-0	Tulane	1-2
Appalachian State	5-2	Eastern Michigan	0-1	Johnson & Wales	1-0	Norfolk State	1-0	Tulsa	2-1
Alabama A&M	1-0	Elon	2-8	Kansas	0-1	North Alabama	1-0	UCF	2-2
Arizona	0-1	ETSU	9-8	Kennesaw State	1-0	North Carolina	0-3	UIC	1-0
Arkansas	0-1	Eastern Washington	1-0	Kentucky	0-1	North Carolina Wesleyan	1-0	UNC-Asheville	1-1
Ashland	1-0	Evansville	1-0	La Salle	1-0	Northern Kentucky	2-1	UNC-Wilmington	2-2
Averett	1-0	Ferrum	1-0	Lees-McRae	1-0	Ohio	0-1	USC Upstate	1-0
Belmont Abbey	2-0	Florida A&M	1-0	Liberty	2-0	Ohio State	0-1	Utah Valley	0-2
Bryant	3-0	Florida Gulf Coast	1-0	Lipscomb	0-1	Prairie View A&M	1-0	VCU	0-1
BYU	1-0	Florida State	0-1	Little Rock	1-0	Presbyterian	3-2	Vermont	1-0
Campbell	1-0	Furman	11-9	Longwood	1-1	Purdue Fort-Wayne	0-1	Virginia	0-2
Chaminade	1-0	Georgetown	1-1	Louisiana Tech	2-0	Radford	2-0	Virginia Tech	2-1
Chattanooga	14-8	Georgia	1-0	Louisville	1-0	Richmond	0-1	VMI	12-2
Chowan	3-0	Georgia Southern	1-3	LSU	0-1	Rutgers	0-2	Western Carolina	11-9
Citadel	20-2	Georgia Tech	1-0	Mars Hill	2-0	Samford	17-4	Wichita State	3-0
Clafin	1-0	Gonzaga	0-1	Memphis	0-4	San Diego	0-1	William Peace	1-0
College of Charleston	2-1	Greensboro College	4-0	Mercer	11-4	South Florida	3-1	Winston-Salem	1-0
Coppin State	1-1	High Point	1-4	Merrimack	1-0	SMU	3-1	Winthrop	0-1
Davidson	0-4	Hofstra	1-0	Miami (FL)	0-1	Southeastern Louisiana	1-0	Wofford	10-12
Dayton	0-1	Houston	0-6	Miami (Ohio)	2-0	Southern Wesleyan	1-0	Xavier	0-3
Delaware	2-0	Houston Baptist	1-0	Monmouth	0-1	Stetson	2-0	Youngstown State	0-1
Detroit Mercy	2-0	Howard	1-0	Montana State	0-1	Syracuse	0-1		
Duke	0-1	Illinois	1-0	Navy	1-1	Temple	2-3		
Duquense	0-1	Indiana	0-1	NJIT	1-0	Tennessee Tech	2-0		
East Carolina	4-5	Jacksonville	1-0	North Carolina A&T	4-2	Texas	0-1		

STARTING BEARCATS

UIC (W)	Thomas	Newman	Lukosius	Lakhin	Oguama
Detroit Mercy (W)	Thomas	Newman	Fredrick	Lakhin	Oguama
Eastern Washington (W)	Thomas	Newman	Fredrick	Lakhin	Oguama
Northern Kentucky (W)	Thomas	Newman	Fredrick	Lakhin	Oguama
Georgia Tech (W)	Thomas	Newman	Fredrick	Lakhin	Oguama
at Howard (W, OT)	Thomas	Newman	Fredrick	Lakhin	Bandaogo
Florida Gulf Coast (W)	Thomas	Newman	Fredrick	Lakhin	Bandaogo
at Xavier (L)	Thomas	Newman	Fredrick	Lakhin	Bandaogo
Bryant (W)	Thomas	Newman	Fredrick	Lakhin	Bandaogo
vs. Dayton (L)	Thomas	Newman	Fredrick	Lakhin	Bandaogo
Merrimack (W)	Thomas	Newman	Lukosius	Lakhin	Oguama
Stetson (W)	Thomas	Newman	Fredrick	Lakhin	Oguama
Evansville (W)	Thomas	Newman	Lukosius	Lakhin	Reynolds
at (12 BYU) (W)	Thomas	Skills	Newman	Lukosius	Lakhin
(25) Texas (L)	Thomas	Newman	Lukosius	Lakhin	Bandaogo

RADIO/TELEVISION CHART



DAN SKILLINGS JR.
G • 6-6 • 205 • SO
Blackwood, N.J.



DAY DAY THOMAS
G • 6-0 • 185 • JR
Bishopville, S.C.



JIZZLE JAMES
G • 6-1 • 195 • FR
Orlando, Fla.



RAYVON GRIFFITH
G • 6-7 • 180 • FR
Cincinnati, Ohio



CJ FREDRICK JR.
G • 6-3 • 185 • SR
Cincinnati, Ohio




JOSH REED
G • 6-7 • 220 • SO
Atlanta, Ga.



C.J. ANTHONY
G • 6-0 • 195 • JR
Columbus, Ohio



JAMILLE REYNOLDS
F • 6-11 • 275 • SR
St. Petersburg, Fla.



LANDEN LONG
G • 5-11 • 185 • SR
Mason, Ohio



JOHN NEWMAN III
G • 6-5 • 215 • SR
Greensboro, N.C.




CHASE KIRKWOOD
G • 6-1 • 190 • JR
Phoenix, Md.



VIKTOR LAKHIN
F • 6-11 • 240 • RJR
Anapa, Russia



ODY OGUAMA
F • 6-9 • 225 • JR
Raleigh, N.C.




SIMAS LUKOŠIUS
G • 6-8 • 225 • JR
Kaunas, Lithuania



SAGE TOLENTINO
F • 7-1 • 230 • SO
Kane'ohe, Hawaii



AZIZ BANDAOGO
F • 7-0 • 235 • SR
Dakar, Senegal



WES MILLER
Head Coach
Third Season



CHAD DOLLAR
Assoc. Head Coach
Third Season



ANDRE MORGAN
Assistant Coach
Third Season



DREW ADAMS
Assistant Coach
Second Season



JOSH LOEFFLER
Assistant Coach
First Season



JAKE THELEN
Assistant Coach
Third Season



#0 DAN SKILLINGS JR.

GUARD • 6-6 • 205 • SOPHOMORE • BLACKWOOD, N.J. (ROMAN CATHOLIC HS)

- No. 5 SportsCenter play following Texas game for his driving dunk and-one
- Earned first-career start in win at No. 12 BYU, scoring team's first points as well
- 29 points against Stetson were most by a UC reserve since Tony Bobbitt in 2002; also had 25 against NKU
- Named by Jon Rothstein as one of the nation's 20 under-the-radar breakout players for 2023-24
- Finished with a career-high 20 points in AAC Quarterfinals vs. hometown Temple; team is 12-0 when he hits double-figures for his career (8-0 this year)
- Did not play organized basketball until the ninth grade
- Discovered by Wes Miller as he pulled down three-straight offensive rebounds at an AAU game
- Highest-touted recruit out of Wes Miller's first freshman signing class
- Added 15 lbs to his frame over first summer at UC
- Says defensive improvement for this season is where he jumped the most in offseason, to "help our team the most and our coaches"
- Most talkative and social player on the team, on and off the court
- First-career points came off blocking a shot at the top of the key and taking it down court for a one-handed dunk
- Double-double against Bryant was UC's first for a true freshman since current Rockets rookie Tari Eason in February 2021



2023-24 (SOPHOMORE SEASON)

Opponent	Min	FG-FGA	3FG-FGA	FT-FTA	Off-Def-Tot	PF	A	TO	Blk	Stl	Pts
UC	28	5-12	0-2	3-4	2-6-8	0	2	0	0	0	13
Detroit Mercy	20	4-10	3-8	0-2	1-7-8	2	2	3	0	0	11
Eastern Washington	27	4-14	1-5	0-2	1-6-7	0	0	1	0	2	9
Northern Kentucky	28	8-12	3-5	6-8	6-3-9	2	1	1	2	0	25
Georgia Tech	21	2-7	0-2	2-2	1-2-3	0	1	0	0	1	6
at Howard	32	6-13	0-3	4-4	4-2-6	2	2	2	0	2	16
Florida Gulf Coast	21	1-7	0-1	1-1	2-10-12	2	4	3	0	0	3
at Xavier	23	1-7	0-2	0-0	3-3-6	2	1	0	1	0	2
Bryant	20	2-8	0-3	7-8	1-3-4	4	1	1	2	0	11
vs. Dayton	23	3-8	0-0	0-1	3-2-5	3	2	0	0	0	6
Merrimack	15	2-4	0-1	1-2	1-2-3	0	1	2	1	1	5
Stetson	26	11-14	4-6	3-4	5-5-10	1	1	1	1	0	29
Evansville	25	4-12	1-4	1-2	3-2-5	1	1	2	0	1	10
at (12) BYU*	20	4-8	1-3	1-1	1-4-5	1	2	1	0	1	10
(25) Texas	22	3-8	0-3	1-1	0-3-3	1	0	2	0	0	7

SEASON & CAREER STATISTICS

2023-24 SEASON		CAREER
29 vs. Stetson, 12/22/23	Pts	29 vs. Stetson, 12/22/23
11 vs. Stetson, 12/22/23	FG Made	11 vs. Stetson, 12/22/23
14, 2x, last vs. Stetson, 12/22/23	FG Atts	14, 3x, last vs. Stetson, 12/22/23
4 vs. Stetson, 12/22/23	3PT-FG Made	4 vs. Stetson, 12/22/23
8 vs. Detroit Mercy, 11/10/23	3PT-FG Atts	8 vs. Detroit Mercy, 11/10/23
7 vs. Bryant, 12/12/23	FT Made	7 vs. Bryant, 12/12/23
8, 2x, last vs. Bryant, 12/12/23	FT Atts	8, 2x, last vs. Bryant, 12/12/23
12 vs. FGCU, 12/3/23	Rebs	13 vs. Bryant, 12/4/22
4 vs. Florida Gulf Coast, 12/3/23	Assts	4 vs. Florida Gulf Coast, 12/3/23
2, 2x, last at Howard, 11/28/23	Stls	3 vs. La Salle, 12/17/22
2, 2x, last vs. Bryant, 12/12/23	Blks	3 vs. La Salle, 12/17/22
28, 2x, last vs. NKU, 11/19/23	Mins	28, 2x, last vs. NKU, 11/19/23

MISCELLANEOUS STATISTICS

CATEGORY	2022-23	2023-24	CAREER
Double-Figure Scoring Games	4	8	12
Double-Figure Rebounding Games	1	2	3
Double-Double Games	1	1	2
20-Point Scoring Games	1	2	3
Games Led UC in Scoring	0	2	2
Games Led UC in Rebounding	1	3	4
Games Led UC in Assists	0	0	0
Games With 3+ Assists	1	0	1
Games With 3+ Blocks	1	0	1
Games With 3+ Steals	1	0	1
Games With 3+ Three-Pointers	2	3	5

CAREER STATISTICS

YEAR	GP-GS	TOTAL			3-PTERS		REBOUNDS									
		MIN-AVG	FG-FGA	PCT	FG-FGA	PCT	FT-FTA	PCT	OFF-DEF-TOT	AVG	PF-FO	AST	TO	BLK	STL	PTS-AVG
2022-23	35-0	510-14.6	71-187	.380	19-74	.257	23-38	.605	32-83-115	3.3	42-0	20	30	15	12	184-5.3
2023-24	15-1	349-23.3	60-144	.417	13-48	.271	30-42	.714	34-60-94	6.3	21-0	21	19	8	7	163-10.9
TOTALS	50-1	860-17.2	131-331	.396	32-122	.262	53-80	.663	66-143-209	4.2	63-0	41	49	23	19	347-6.9



#1 DAY DAY THOMAS

GUARD • 6-0 • 185 • JUNIOR • BISHOPVILLE, S.C. (KILGORE COLLEGE)

- Team leader in steals (24)
- 65 of his 76 points over last eight games have come in second half
- Only Bearcat with double-figure scoring outings in each of first four games
- First to open UC career with four-straight double-figure scoring games since Kyle Washington's eight in 2016-17
- First newcomer to lead UC in scoring of season opener since Sean Kilpatrick in 2010
- No. 4 junior-college prospect by JucoRecruiting.com
- Held one Division I offer (Presbyterian College) out of high school
- Called and committed to UC as team was flying back from SMU road win last year
- Averaged 19.0 ppg, 6.0 rpg and 3.1 apg at Kilgore College last year, including 84.2% free-throw shooting
- Lightning-speed with team-high 2.94 3/4 court sprint time
- Will have adjustment into size and speed from junior college
- Previously played at Lee Central and Ridge View HS in South Carolina



2023-24 (JUNIOR SEASON)

Opponent	Min	FG-FGA	3FG-FGA	FT-FTA	Off-Def-Tot	PF	A	TO	Blk	Stl	Pts
UIC*	26	6-13	1-5	2-5	0-3-3	1	3	2	0	3	15
Detroit Mercy*	20	4-8	2-3	1-2	0-0-0	0	1	0	0	4	11
Eastern Washington*	24	4-11	1-4	2-2	0-4-4	5	5	1	0	0	11
Northern Kentucky*	24	8-11	2-5	2-2	1-2-3	1	2	3	0	1	20
Georgia Tech*	22	4-11	1-7	0-0	0-0-0	2	4	1	1	2	9
at Howard*	25	2-8	0-1	2-2	0-5-5	1	4	3	0	1	6
Florida Gulf Coast*	19	3-7	1-2	0-0	0-1-1	1	4	1	0	4	7
at Xavier*	18	6-10	1-2	2-2	0-0-0	3	2	3	0	1	15
Bryant*	18	3-7	1-1	1-1	0-2-2	3	1	1	0	1	8
vs. Dayton*	25	5-13	1-5	1-2	0-1-1	3	1	1	1	0	12
Merrimack*	27	1-4	1-3	4-4	0-3-3	2	4	1	0	2	7
Stetson*	29	6-12	0-4	5-7	2-2-4	3	1	1	0	1	17
Evansville*	30	2-10	1-4	5-6	1-5-6	0	7	2	2	4	10
at (12) BYU*	28	0-7	0-2	5-6	2-2-4	3	2	7	0	0	5
(25) Texas*	25	1-7	0-0	0-0	1-2-3	1	3	1	0	0	2

SEASON & CAREER STATISTICS

2023-24 SEASON			CAREER		
20 vs. NKU, 11/19/23	Pts	20 vs. NKU, 11/19/23	8 vs. NKU, 11/19/23	FG Made	8 vs. NKU, 11/19/23
13, 2x, last vs. Dayton, 12/16/23	FG Atts	13, 2x, last vs. Dayton, 12/16/23	2, 2x, last vs. NKU, 11/19/23	3PT-FG Made	2, 2x, last vs. NKU, 11/19/23
7 vs. Georgia Tech, 11/22/23	3PT-FG Atts	7 vs. Georgia Tech, 11/22/23	5, 3x, last at BYU, 1/6/24	FT Made	2, 4x, last at Howard, 11/28/23
7 vs. Stetson, 12/22/23	FT Atts	5 vs. UIC, 11/6/23	5 at Howard, 11/28/23	Rebs	5 at Howard, 11/28/23
7 vs. Evansville, 12/29/23	Assts	5 vs. EWU, 11/12/23	4, 3x, last vs. Evansville, 12/29/23	Stls	4, 2x, last vs. FGCU, 12/3/23
1 vs. Georgia Tech, 11/22/23	Blks	1 vs. Georgia Tech, 11/22/23	30 vs. Evansville, 12/29/23	Mins	26 vs. UIC, 11/6/23

MISCELLANEOUS STATISTICS

CATEGORY	2023-24	CAREER
Double-Figure Scoring Games	8	8
Double-Figure Rebounding Games	0	0
Double-Double Games	0	0
20-Point Scoring Games	1	1
Games Led Team in Scoring	1	1
Games Led Team in Rebounding	0	0
Games Led Team in Assists	6	6
Games With 3+ Assists	8	8
Games With 3+ Blocks	0	0
Games With 3+ Steals	4	4
Games With 3+ Three-Pointers	0	0

CAREER STATISTICS

YEAR	GP-GS	TOTAL			3-PTERS		REBOUNDS			PF-FO	AST	TO	BLK	STL	PTS-AVG	
		MIN-AVG	FG-FGA	PCT	FG-FGA	PCT	FT-FTA	PCTOFF-DEF-TOT	AVG							
2023-24	15-15	361-24.1	55-139	.396	13-48	.271	32-41	.780	7-32-39	2.6	29-1	45	29	4	24	155-10.3
TOTALS	15-15	361-24.1	55-139	.396	13-48	.271	32-41	.780	7-32-39	2.6	29-1	45	29	4	24	155-10.3



#2 JIZZLE JAMES

GUARD • 6-1 • 195 • FRESHMAN • ORLANDO, FLA. (OLYMPIA HS)

- Leads UC with 80.6 free-throw percentage
- Team and career-high 19 points off bench at Xavier
- Six turnovers in first two games (32 minutes), has had only 11 in the last 13
- Noted for his approach beyond the team practice hours
- No. 52 prospect in his class, including ninth-best point guard
- Son of 11-year NFL running back and Pro Football Hall of Famer Edgerrin James
- Full legal name is Edgerrin James Jr.
- Brother, Eden, is an All-MEAC running back at Howard, including rushing for 177 yards at Northwestern this season



2023-24 (FRESHMAN SEASON)

Opponent	Min	FG-FGA	3FG-FGA	FT-FTA	Off-Def-Tot	PF	A	TO	Blk	Stl	Pts
UIC	14	3-6	0-2	0-0	1-1-2	0	1	2	1	1	6
Detroit Mercy	19	4-6	1-1	4-4	2-0-2	1	3	4	0	0	13
Eastern Washington	16	3-4	1-2	6-7	0-2-2	2	2	0	0	0	13
Northern Kentucky	16	2-10	1-4	0-0	0-2-2	1	4	1	0	0	5
Georgia Tech	15	3-6	1-3	1-2	0-1-1	1	3	1	0	1	8
at Howard	20	4-9	0-1	1-1	1-3-4	1	3	0	1	1	9
Florida Gulf Coast	19	3-6	0-1	3-4	1-4-5	1	4	1	0	0	9
at Xavier	21	7-13	2-3	3-4	0-1-1	2	1	1	1	0	19
Bryant	22	4-10	1-3	2-2	1-1-2	0	3	1	1	1	11
vs. Dayton	21	3-8	1-1	0-0	2-0-2	1	1	1	0	1	7
Merrimack	23	2-6	0-0	0-0	0-3-3	0	2	1	1	2	4
Stetson	14	1-5	0-2	1-2	0-0-0	2	3	0	0	0	3
Evansville	15	1-6	1-3	1-2	1-0-1	1	2	1	0	0	4
at (12) BYU	13	4-7	1-2	3-3	1-2-3	2	1	0	0	0	12
(25) Texas	15	2-5	0-0	0-0	1-0-1	2	2	2	1	1	4

SEASON & CAREER STATISTICS

2023-24 SEASON

19 at Xavier, 12/9/23	Pts	19 at Xavier, 12/9/23
7 at Xavier, 12/9/23	FG Made	7 at Xavier, 12/9/23
13 at Xavier, 12/9/23	FG Atts	13 at Xavier, 12/9/23
2 at Xavier, 12/9/23	3PT-FG Made	2 at Xavier, 12/9/23
4 vs. NKU, 11/19/23	3PT-FG Atts	4 vs. NKU, 11/19/23
6 vs. EWU, 11/12/23	FT Made	6 vs. EWU, 11/12/23
7 vs. EWU, 11/12/23	FT Atts	7 vs. EWU, 11/12/23
4 at Howard, 11/28/23	Rebs	4 at Howard, 11/28/23
4, 2x, last vs. FGCU, 12/3/23	Assists	4, 2x, last vs. FGCU, 12/3/23
2 vs. Merrimack, 12/19/23	Stls	2 vs. Merrimack, 12/19/23
1, 6x, last vs. Texas, 1/9/24	Blks	1, 6x, last vs. Texas, 1/9/24
23 vs. Merrimack, 12/19/23	Mins	23 vs. Merrimack, 12/19/23

CAREER

MISCELLANEOUS STATISTICS

CATEGORY	2023-24	CAREER
Double-Figure Scoring Games	5	5
Double-Figure Rebounding Games	0	0
Double-Double Games	0	0
20-Point Scoring Games	0	0
Games Led Team in Scoring	1	1
Games Led Team in Rebounding	0	0
Games Led Team in Assists	1	1
Games With 3+ Assists	5	5
Games With 3+ Blocks	0	0
Games With 3+ Steals	0	0
Games With 3+ Three-Pointers	0	0

CAREER STATISTICS

YEAR	GP-GS	MIN-AVG	TOTAL		3-PTERS		FT-FTA	REBOUNDS			PF-FO	AST	TO	BLK	STL	PTS-AVG
			FG-FGA	PCT	FG-FGA	PCT		PCTOFF-DEF-TOT	AVG							
2023-24	15-0	262-17.5	46-107	.430	10-28	.357	25-31	.806	11-20-31	2.1	17-0	35	17	6	8	127-8.5
TOTALS	15-0	262-17.5	46-107	.430	10-28	.357	25-31	.806	11-20-31	2.1	17-0	35	17	6	8	127-8.5



#3 RAYVON GRIFFITH

GUARD • 6-7 • 205 • FRESHMAN • CINCINNATI, OHIO (COMPASS PREP)

- Originally attended Taft HS on Cincinnati's West End before moving to Compass Prep in Arizona for senior year
- UC's first commit of his class
- Rated No. 11 small forward and No. 54 overall prospect by 247Sports
- Led Taft to state title as a senior



SEASON & CAREER STATISTICS


2023-24 SEASON	CAREER
--	--
Pts	--
FG Made	--
FG Atts	--
3PT-FG Made	--
3PT-FG Atts	--
FT Made	--
FT Atts	--
Rebs	--
Assts	--
Stls	--
Blks	--
Mins	--

MISCELLANEOUS STATISTICS

CATEGORY	2023-24	CAREER
Double-Figure Scoring Games		0
Double-Figure Rebounding Games		0
Double-Double Games		0
20-Point Scoring Games		0
Games Led Team in Scoring		0
Games Led Team in Rebounding		0
Games Led Team in Assists		0
Games With 3+ Assists		0
Games With 3+ Blocks		0
Games With 3+ Steals		0
Games With 3+ Three-Pointers		0

CAREER STATISTICS

YEAR	GP-GS	MIN-AVG	TOTAL		3-PTERS		REBOUNDS		PF-FO	AST	TO	BLK	STL	PTS-AVG
			FG-FGA	PCT	FG-FGA	PCT	FT-FTA	PCTOFF-DEF-TOT						
2023-24														
TOTALS														



#5 CJ FREDRICK JR.

GUARD • 6-3 • 190 • GRAD • CINCINNATI, OHIO (KENTUCKY)

- Out indefinitely with hamstring injury suffered against Dayton and re-aggravated against Stetson
- Brings 113-52 record into this season between Iowa and Kentucky, including four NCAA appearances (Iowa was top-25 before COVID pause)
- Missed a combined seven games in 2022-23 for hand and rib injuries
- Missed 2021-22 season at Kentucky due to hamstring injury
- Scored in double-figures four times over five-game SEC stretch in 2022-23
- Kentucky was 6-0 when he made 3 or more treys, including three in SEC play, and UC is 5-0 this year when it happens
- Topped the Big Ten with a 46.1% clip (47 of 102) from 3-point range as a true freshman at Iowa in 2019-20
- Attended same high school (Covington Catholic in Ky.) as UC assistant coach Jake Thelen
- Earned 2018 Kentucky Gatorade Player of the Year award among many accolades in high school
- Engaged to Blair Green, a four-year basketball letterwinner at Kentucky who started every game last season



2023-24 (GRAD/SIXTH SEASON)

Opponent	Min	FG-FGA	3FG-FGA	FT-FTA	Off-Def-Tot	PF	A	TO	Blk	Stl	Pts
UIC	26	4-8	3-6	0-0	0-2-2	2	1	0	1	2	11
Detroit Mercy*	19	5-6	4-5	0-1	0-1-1	1	0	0	0	0	14
Eastern Washington*	24	0-2	0-1	0-0	0-1-1	3	0	1	0	0	0
Northern Kentucky*	25	1-6	1-3	0-0	1-1-2	0	3	0	0	0	3
Georgia Tech*	20	3-6	3-5	2-3	0-2-2	1	1	0	0	0	11
at Howard*	22	0-2	0-2	0-0	1-0-1	2	3	0	0	0	0
Florida Gulf Coast*	26	6-7	5-6	2-3	1-0-1	0	0	0	0	0	19
at Xavier*	21	0-4	0-3	0-0	1-0-1	2	2	1	0	1	0
Bryant*	31	4-8	3-7	3-3	0-2-2	3	1	1	0	1	14
vs. Dayton*	22	2-6	1-4	0-0	0-0-0	3	1	1	0	0	5
Merrimack				DNP							
Stetson	33	2-8	2-7	0-0	0-1-1	1	7	0	0	0	6
Evansville				DNP							
at (12) BYU				DNP							
(25) Texas				DNP							

SEASON & CAREER STATISTICS

2023-24 SEASON	CAREER
19 vs. FGCU, 12/3/23	Pts 23 at Minnesota, 12/25/20
5 vs. Detroit Mercy, 11/10/23	FG Made 8 vs. North Carolina, 12/8/20
8, 2x, last vs. Bryant, 12/12/23	FG Atts 12, 2x, last vs. Texas A&M, 1/21/23
5 vs. FGCU, 12/3/23	3PT-FG Made 5, 4x, last vs. FGCU, 12/3/23
7 vs. Bryant, 12/12/23	3PT-FG Atts 10 vs. Texas A&M, 1/21/23
2 vs. Georgia Tech, 11/22/23	FT Made 6, 3x, last vs. Howard, 11/7/22
3 vs. Georgia Tech, 11/22/23	FT Atts 8 vs. Cincinnati, 12/21/19
2, 2x, last vs. NKU, 11/19/23	Rebs 5 vs. Oral Roberts, 11/15/19
7 vs. Stetson, 12/22/23	Asssts 7 vs. Stetson, 12/22/23
2 vs. UIC, 11/6/23	Stls 4 vs. S.C. State, 11/17/22
1 vs. UIC, 11/6/23	Blks 1, 10x, last vs. UIC, 11/6/23
33 vs. Stetson, 12/22/23	Mins 39 at Minnesota, 12/25/20

MISCELLANEOUS STATISTICS

CATEGORY	19-20	20-21	21-22	22-23	23-24	CAREER
Double-Figure Scoring Games	13	6	-	10	5	34
Double-Figure Rebounding Games	0	0	-	0	0	0
Double-Double Games	0	0	-	0	0	0
20-Point Scoring Games	3	2	-	1	0	6
Games Led UC in Scoring	-	-	-	-	2	2
Games Led UC in Rebounding	-	-	-	-	-	-
Games Led UC in Assists	-	-	-	-	1	1
Games With 3+ Assists	14	7	-	6	3	30
Games With 3+ Blocks	0	0	-	0	0	0
Games With 3+ Steals	0	0	-	1	0	1
Games With 3+ Three-Pointers	6	6	-	6	4	22

CAREER STATISTICS

YEAR	GP-GS	MIN-AVG	TOTAL		3-PTERS		FT-FTA	REBOUNDS			PF-FO	AST	TO	BLK	STL	PTS-AVG
			FG-FGA	PCT	FG-FGA	PCT		PCT	OFF-DEF-TOT	AVG						
2018-19^																
2019-20^	25-25	715-28.6	87-180	.483	47-102	.461	35-44	.795	16-32-48	1.9	43-0	69	32	5	17	256-10.2
2020-21^	27-27	666-24.7	72-152	.474	36-76	.474	23-34	.676	5-24-29	1.1	25-0	52	10	4	10	203-7.5
2021-22&																
2022-23&	27-15	601-22.3	54-154	.351	34-107	.318	22-24	.917	6-15-21	0.8	30-0	41	14	0	14	164-6.1
2023-24	11-10	268-24.4	27-65	.415	22-50	.440	7-10	.700	4-10-14	1.3	16-0	19	4	1	3	83-7.5
TOTALS	90-77	2251-25.0	240-551	.436	139-335	.415	87-112	.777	31-81-112	1.2	114-0	181	60	10	44	706-7.8

^Iowa, &Kentucky



#10 JOSH REED

GUARD • 6-7 • 220 • SOPHOMORE • ATLANTA, GA. (PACE ACADEMY)

- Defensive specialist who led UC with +25 off bench against Evansville, playing most of second half and pulling them from 58 percent shooting to 22 percent in that period
- Career-highs of 12 boards in 25 minutes against Detroit Mercy
- Mother, Chenoah (formerly Turner), led South Fla. in blocked shots in 1989-90
- Graded as top defender in Xavier and Wichita State games, something Wes Miller remarked has been extremely rare for a freshman in his coaching career
- Scored all seven of his Arizona points over final 48 seconds
- Made his collegiate debut at NKU, promptly drawing a three-point play and connecting on a corner three; was potentially going to redshirt
- Expected to see playing time with John Newman III's extended injury leave, combining with Skillings and Hensley around the three-spot
- Member of the Rivals Top 150
- Two-time state champion, arriving on scene early as Freshman of the Year
- Good knack for cuts to the basket with significant three-point capabilities



2023-24 (SOPHOMORE SEASON)

Opponent	Min	FG-FGA	3FG-FGA	FT-FTA	Off-Def-Tot	PF	A	TO	Blk	Stl	Pts
UIC	10	0-1	0-1	0-0	0-0-0	0	0	0	0	0	0
Detroit Mercy	25	2-7	1-4	0-2	5-7-12	1	4	3	0	0	5
Eastern Washington	10	1-2	0-1	0-0	0-0-0	1	0	0	0	1	2
Northern Kentucky	7	1-2	1-1	0-0	0-0-0	2	1	0	0	0	3
Georgia Tech at Howard	12	1-3	1-2	0-0	0-1-1	0	0	0	0	0	3
Florida Gulf Coast	11	2-5	0-2	0-0	3-2-5	0	0	0	0	0	4
at Xavier	0+	0-0	0-0	0-0	0-0-0	0	0	1	0	0	0
Bryant vs. Dayton	1	0-0	0-0	0-0	0-1-1	0	1	0	0	0	2
Merrimack	7	1-2	1-2	0-0	0-4-4	0	0	0	0	0	3
Stetson	10	0-0	0-0	0-0	0-2-2	1	1	0	0	0	0
Evansville	17	2-3	2-3	0-0	1-3-4	4	2	0	1	0	6
at (12) BYU	17	1-2	1-1	0-0	0-1-1	0	0	1	0	2	3
(25) Texas	17	2-3	2-2	0-0	0-2-2	0	1	0	0	0	6

SEASON & CAREER STATISTICS

2023-24 SEASON		CAREER
6 vs. Evansville, 12/29/23	Pts	10 vs. Bryant, 12/4/22
2, 3x, last vs. Evansville, 12/29/23	FG Made	4 vs. Bryant, 12/4/22
7 vs. Detroit Mercy, 11/10/23	FG Atts	5, 2x, last vs. Miami, 12/14/22
2, 2x, last vs. Texas, 1/9/24	3PT-FG Made	3 vs. ECU, 1/11/23
4 vs. Detroit Mercy, 11/10/23	3PT-FG Atts	3 vs. ECU, 1/11/23
--	FT Made	2 vs. Ohio State, 11/22/22
2 vs. Detroit Mercy, 11/10/23	FT Atts	2, 2x, last vs. Ohio State, 11/22/22
12 vs. Detroit Mercy, 11/10/23	Rebs	12 vs. Detroit Mercy, 11/10/23
4 vs. Detroit Mercy, 11/10/23	Assts	4 vs. Detroit Mercy, 11/10/23
2 at BYU, 1/6/24	Stls	2 at BYU, 1/6/24
1 vs. Evansville, 12/29/23	Blks	2 vs. Bryant, 12/4/22
25 vs. Detroit Mercy, 11/10/23	Mins	25 vs. Detroit Mercy, 11/10/23

MISCELLANEOUS STATISTICS

CATEGORY	2022-23	2023-24	CAREER
Double-Figure Scoring Games	1	0	1
Double-Figure Rebounding Games	0	1	1
Double-Double Games	0	0	0
20-Point Scoring Games	0	0	0
Games Led Team in Scoring	0	0	0
Games Led Team in Rebounding	1	1	2
Games Led Team in Assists	0	0	0
Games With 3+ Assists	0	1	1
Games With 3+ Blocks	0	0	0
Games With 3+ Steals	0	0	0
Games With 3+ Three-Pointers	1	0	1

CAREER STATISTICS

YEAR	GP-GS	TOTAL			3-PTERS		FT-FTA	REBOUNDS			PF-FO	AST	TO	BLK	STL	PTS-AVG
		MIN-AVG	FG-FGA	PCT	FG-FGA	PCT		PCTOFF-DEF-TOT	AVG							
2022-23	29-0	233-8.0	15-44	.341	10-25	.400	3-8	.375	19-30-49	1.7	13-0	7	6	6	2	43-1.5
2023-24	13-0	145-11.2	13-30	.433	9-19	.474	2-4	.500	9-23-32	2.5	9-0	10	5	1	3	37-2.8
TOTALS	42-0	379-9.0	28-74	.378	19-44	.432	5-12	.417	28-53-81	1.9	22-0	17	11	7	5	80-1.9



#11 C.J. ANTHONY

GUARD • 6-0 • 195 • JUNIOR • COLUMBUS, OHIO (PUTNAM SCIENCE ACADEMY)

- Walk-on
- Has earned recognition in offseason for improvement; could see more minutes
- Was only freshman on last season's team

2023-24 (JUNIOR SEASON)

Opponent	Min	FG-FGA	3FG-FGA	FT-FTA	Off-Def-Tot	PF	A	TO	Blk	Stl	Pts
UIC				DNP							
Detroit Mercy	8	2-5	0-1	0-0	2-2-4	1	1	1	0	0	4
Eastern Washington				DNP							
Northern Kentucky	1	0-0	0-0	0-0	0-0-0	0	0	0	0	0	0
Georgia Tech	7	0-3	0-3	3-4	1-1-2	0	1	0	0	0	3
at Howard				DNP							
Florida Gulf Coast	5	2-4	2-4	2-2	0-1-1	0	0	0	0	1	8
at Xavier				DNP							
Bryant	1	0-1	0-0	0-0	0-0-0	0	0	0	0	0	0
vs. Dayton				DNP							
Merrimack				DNP							
Stetson				DNP							
Evansville				DNP							
at (12) BYU				DNP							
(25) Texas				DNP							



SEASON & CAREER STATISTICS

2023-24 SEASON

8 vs. FGCU, 12/3/23	Pts	8 vs. FGCU, 12/3/23
2, 2x, last vs. FGCU, 12/3/23	FG Made	2, 2x, last vs. FGCU, 12/3/23
5 vs. Detroit Mercy, 11/10/23	FG Atts	5 vs. Detroit Mercy, 11/10/23
2 vs. FGCU, 12/3/23	3PT-FG Made	2 vs. FGCU, 12/3/23
4 vs. FGCU, 12/3/23	3PT-FG Atts	4 vs. FGCU, 12/3/23
3 vs. Georgia Tech, 11/22/23	FT Made	3 vs. Georgia Tech, 11/22/23
4 vs. Georgia Tech, 11/22/23	FT Atts	4 vs. Georgia Tech, 11/22/23
4 vs. Detroit Mercy, 11/10/23	Rebs	4 vs. Detroit Mercy, 11/10/23
1, 2x, last vs. Georgia Tech, 11/22/23	Assts	1, 6x, last vs. Georgia Tech, 11/22/23
1 vs. FGCU, 12/3/23	Stls	1 vs. FGCU, 12/3/23
--	Blks	--
8 vs. Detroit Mercy, 11/10/23	Mins	8 vs. Detroit Mercy, 11/10/23


CAREER

MISCELLANEOUS STATISTICS

CATEGORY	2021-22	2022-23	2023-24	CAREER
Double-Figure Scoring Games	0	0	0	0
Double-Figure Rebounding Games	0	0	0	0
Double-Double Games	0	0	0	0
20-Point Scoring Games	0	0	0	0
Games Led Team in Scoring	0	0	0	0
Games Led Team in Rebounding	0	0	0	0
Games Led Team in Assists	0	0	0	0
Games With 3+ Assists	0	0	0	0
Games With 3+ Blocks	0	0	0	0
Games With 3+ Steals	0	0	0	0
Games With 3+ Three-Pointers	0	0	0	0

CAREER STATISTICS

YEAR	GP-GS	MIN-AVG	TOTAL		3-PTERS		FT-FTA	REBOUNDS		PF-FO	AST	TO	BLK	STL	PTS-AVG	
			FG-FGA	PCT	FG-FGA	PCT		PCTOFF-DEF-TOT	AVG							
2021-22	10-0	15-1.5	2-9	.222	1-7	.143	1-4	.250	2-2-4	0.4	0-0	2	1	0	0	6-0.6
2022-23	14-0	26-1.9	2-6	.333	1-4	.250	2-4	.500	0-4-4	0.3	4-0	3	2	0	0	7-0.5
2023-24	5-0	23-4.6	4-13	.308	2-8	.250	5-6	.833	3-4-7	1.4	1-0	2	1	0	1	15-3.0
TOTALS	29-0	64-2.2	8-28	.286	4-19	.211	8-14	.571	5-10-15	0.5	5-0	7	4	0	1	28-1.0



#13 JAMILLE REYNOLDS

FORWARD • 6-11 • 265 • SENIOR • ST. PETERSBURG, FLA. (TEMPLE)

- Made season debut vs. Dayton (Dec. 16) following NCAA federal court ruling
- Boasts highest max vert touch on team at 12'4
- Coach Miller refers to him as "one of the best frontcourt passers I've coached"
- Elite body transformation includes cutting 45 pounds following his summer arrival
- Averaged 11.5 ppg on 10-of-14 shooting in two games against Cincinnati
- Also boasted 14.5 ppg and 9.5 rpg in back-to-back outings against Villanova and Vanderbilt
- All three of his college coaches have elite resumes: Johnny Dawkins (UCF) was National Player of the Year at Duke, Aaron McKie played 14 years in the NBA, and Wes Miller won an NCAA title as a player

2023-24 (SENIOR SEASON)

Opponent	Min	FG-FGA	3FG-FGA	FT-FTA	Off-Def-Tot	PF	A	TO	Blk	Stl	Pts
Made Cincinnati debut Dec. 16 vs. Dayton following NCAA ruling											
vs. Dayton	8	1-5	0-0	2-2	1-1-2	0	0	0	0	0	4
Merrimack	14	3-9	0-0	1-3	6-5-11	2	1	3	0	0	7
Stetson	20	5-7	1-1	3-4	2-2-4	2	1	3	0	0	14
Evansville*	18	2-6	0-1	0-0	0-6-6	1	0	0	1	1	4
at (12) BYU	5	0-2	0-0	0-0	0-0-0	1	1	0	0	1	0
(25) Texas	18	5-6	0-1	1-3	1-2-3	2	0	1	2	0	11



SEASON & CAREER STATISTICS

2023-24 SEASON

14 vs. Stetson, 12/22/23	Pts	21 vs. St. John's, 11/21/22
5, 2x, last vs. Texas, 1/9/24	FG Made	8 vs. St. John's, 11/21/22
9 vs. Merrimack, 12/19/23	FG Atts	12, 2x, last vs. Rutgers, 11/18/22
1 vs. Stetson, 12/22/23	3PT-FG Made	1, 2x, last vs. Stetson, 12/22/23
1, 2x, last vs. Texas, 1/9/24	3PT-FG Atts	1, 3x, last vs. Stetson, 12/22/23
2 vs. Dayton, 12/16/23	FT Made	5, 3x, last vs. Houston, 2/5/23
3, 2x, last vs. Texas, 1/9/24	FT Atts	7, 3x, last at Cincinnati, 2/22/23
11 vs. Merrimack, 12/19/23	Rebs	12 vs. Villanova, 11/11/22
1, 3x, last at BYU, 1/6/24	Assts	3 vs. South Florida, 1/25/23
1, 2x, last at BYU, 1/6/24	Stls	2, 5x, last at Tulane, 3/5/23
2 vs. Texas, 1/9/24	Blks	5 at Tulane, 3/5/23
20 vs. Stetson, 12/22/23	Mins	31 vs. Rutgers, 11/18/22


MISCELLANEOUS STATISTICS

CATEGORY	20-21	21-22	22-23	23-24	CAREER
Double-Figure Scoring Games	3	1	12	1	17
Double-Figure Rebounding Games	0	0	1	1	2
Double-Double Games	0	0	1	0	1
20-Point Scoring Games	0	0	1	0	1
Games Led UC in Scoring	-	-	-	-	-
Games Led UC in Rebounding	-	-	-	1	1
Games Led UC in Assists	-	-	-	-	-
Games With 3+ Assists	0	0	1	0	1
Games With 3+ Blocks	1	0	1	0	2
Games With 3+ Steals	0	0	0	0	0
Games With 3+ Three-Pointers	0	0	0	0	0

CAREER STATISTICS

YEAR	GP-GS	MIN-AVG	TOTAL		3-PTERS		FT-FTA	REBOUNDS		PF-FO	AST	TO	BLK	STL	PTS-AVG	
			FG-FGA	PCT	FG-FGA	PCT		PCTOFF-DEF-TOT	AVG							
2020-21*	20-13	256-12.8	37-76	.487	0-1	.000	26-35	.743	22-36-58	2.9	36-0	6	30	8	4	100-5.0
2021-22*	25-0	242-9.7	30-61	.492	1-1	1.000	24-37	.649	21-29-50	2.0	31-0	4	21	11	5	85-3.4
2022-23#	22-11	439-19.9	93-154	.604	1-2	.500	35-58	.603	38-80-118	5.4	53-1	15	37	24	8	222-10.1
2023-24	6-1	83-13.8	16-35	.457	1-3	.333	7-12	.583	10-16-26	4.3	8-0	3	7	3	2	40-6.7
TOTALS	73-25	1019-14.0	176-326	.540	3-7	.429	92-142	.648	91-161-252	3.5	128-1	28	95	46	19	447-6.1

*UCF, #Temple



#14 LANDEN LONG

GUARD • 5-11 • 185 • GRAD • MASON, OHIO (OHIO NORTHERN)

- Walk-on; comes to UC following standout four-year career at Ohio Northern
- Pursuing his MBA degree from UC, joining the team in August
- Posted a 35-point scoring effort his junior year against Manchester

2023-24 (GRAD SEASON)

Opponent	Min	FG-FGA	3FG-FGA	FT-FTA	Off-Def-Tot	PF	A	TO	Blk	Stl	Pts
UIC				DNP							
Detroit Mercy	2	0-0	0-0		0-0-0	0	0	0	0	0	0
Eastern Washington				DNP							
Northern Kentucky				DNP							
Georgia Tech	2	0-1	0-0		0-0-0	0	0	0	0	0	0
at Howard				DNP							
Florida Gulf Coast	2	0-0	0-0		0-0-0	0	0	0	0	0	0
at Xavier				DNP							
Bryant				DNP							
vs. Dayton				DNP							
Merrimack				DNP							
Stetson				DNP							
Evansville				DNP							
at (12) BYU				DNP							
(25) Texas				DNP							



SEASON & CAREER STATISTICS

2023-24 SEASON		Career
24 vs. Baldwin-Wallace, 1/15/23	Pts	35 at Manchester, 11/16/21
8, 2× (last vs. Bald.-Wall., 1/15/23)	FG Made	13 at Manchester, 11/16/21
13, 4× (last vs. Otterbein, 1/22/23)	FG Atts	20 at Manchester, 11/16/21
4, 2× (last vs. Otterbein, 1/22/23)	3PT-FG Made	6 at Manchester, 11/16/21
9, 2× (last vs. Marietta, 1/18/23)	3PT-FG Atts	9, 2× (last vs. Marietta, 1/18/23)
6 vs. Otterbein, 1/22/23	FT Made	6 vs. Otterbein, 1/22/23
7 vs. Otterbein, 1/22/23	FT Atts	7 vs. Otterbein, 1/22/23
7 vs. Purdue-Fort Wayne, 11/24/22	Rebs	7 vs. Purdue-Fort Wayne, 11/24/22
4 at Mount Union, 12/7/22	Assts	6 at Buffalo State, 11/19/21
4 at Denison, 11/15/22	Stls	4 at Denison, 11/15/22
--	Blks	1 vs. Heidelberg, 2/20/21
37, 2× (last vs. Bald.-Wall., 1/15/23)	Mins	44 at Buffalo State, 11/19/21

MISCELLANEOUS STATISTICS

CATEGORY	19-20	20-21	21-22	22-23	CAREER
Double-Figure Scoring Games					
Double-Figure Rebounding Games					
Double-Double Games					
20-Point Scoring Games					
Games Led Team in Scoring					
Games Led Team in Rebounding					
Games Led Team in Assists					
Games With 3+ Assists					
Games With 3+ Blocks					
Games With 3+ Steals					
Games With 3+ 3-Pointers					

CAREER STATISTICS

YEAR	GP-GS	MIN-AVG	TOTAL		3-PTERS		FT-FTA	REBOUNDS		PF-FO	AST	TO	BLK	STL	PTS-AVG	
			FG-FGA	PCT	FG-FGA	PCT		PCT	OFF-DEF-TOT							AVG
2019-20*	25-21	739-29.5	93-233	.399	37-127	.291	51-61	.836	11-54-65	2.6	29-0	32	42	0	18	274-11.0
2020-21*	12-12	363-30.2	39-92	.424	17-45	.378	38-46	.826	7-20-27	2.3	15-0	12	18	1	11	133-11.1
2021-22*	23-20	629-27.3	83-190	.437	31-91	.341	25-37	.676	14-44-58	2.5	37-0	48	39	0	16	222-9.7
2022-23*	24-23	595-24.8	93-219	.425	33-85	.388	42-53	.792	10-43-53	2.2	30-1	41	32	0	20	261-10.9
2023-24	3-0	6-2.0	0-1	.000	0-0	.000	0-0	.000	0-0-0	0.0	0-0	0	0	0	0	0-0.0
TOTALS	87-76	2331-26.8	308-735	.419	118-348	.339	156-197	.792	42-161-203	2.3	111-1	133	131	1	65	890-10.2

*Ohio Northern



#15 JOHN NEWMAN III

GUARD • 6-5 • 215 • GRAD STUDENT • GREENSBORO, N.C. (CLEMSON)

- 18 points at Xavier were his most as a Bearcat
- Boasts 8.6 percent FG% increase from last season (2021-22)
- Opened season with posterizing dunks in each of first four games
- Earned master's degree from UC after completing his Clemson studies in three years; one of six active players nationally with his master's degree
- Described by Miller as heart and soul of the team, with his early 2022-23 injury turning out to be a major blow to the team that took a while to overcome
- 2022-23 teammate Landers Nolley, a former rival in the ACC and AAC, said last year "every day I wake up knowing I have to go against him, I know it's gonna be a bad day"
- Named to NABC Honors Court this summer following final season at Clemson
- Suffered injury during 2020 ACC Tournament prior to its COVID cancellation
- Named to NABC Honors Court in summer following final season at Clemson
- Attended Greensboro Day School; has known Wes Miller since seventh grade
- Father played at James Madison; distant cousin, Johnny Newman, played at Richmond and then NBA for 17 years

2023-24 (GRAD/SIXTH SEASON)

Opponent	Min	FG-FGA	3FG-FGA	FT-FTA	Off-Def-Tot	PF	A	TO	Blk	Stl	Pts
UIC*	27	3-5	0-1	0-0	1-2-3	1	1	0	0	2	6
Detroit Mercy*	20	4-7	3-5	2-4	2-6-8	0	3	0	0	0	13
Eastern Washington*	31	3-5	2-2	2-4	1-4-5	4	2	2	0	1	10
Northern Kentucky*	26	4-7	0-1	1-1	0-3-3	1	0	1	1	3	9
Georgia Tech*	21	4-8	1-4	3-4	1-2-3	3	0	1	0	0	12
at Howard*	34	4-7	0-2	3-3	3-3-6	3	2	1	0	1	11
Florida Gulf Coast*	25	3-7	1-1	0-0	1-3-4	2	3	1	0	1	7
at Xavier*	30	7-10	1-2	3-4	3-5-8	3	2	2	0	1	18
Bryant*	23	3-8	0-2	5-6	2-3-5	3	2	1	1	2	11
vs. Dayton*	22	1-7	0-2	2-2	2-3-5	2	2	0	0	2	4
Merrimack*	32	1-5	0-2	0-0	1-5-6	0	2	4	0	3	2
Stetson*	29	1-4	0-2	0-0	1-7-8	4	3	1	0	1	2
Evansville*	30	6-8	2-3	2-2	1-1-2	1	3	2	2	0	16
at (12) BYU*	33	4-6	0-1	0-0	1-4-5	3	1	3	1	3	8
(25) Texas*	30	1-6	1-2	2-3	2-4-6	2	2	4	0	2	5



SEASON & CAREER STATISTICS

2023-24 SEASON	Career
18 at Xavier, 12/9/23	Pts 23 vs. Louisville, 2/15/20
4, 4x, last at Howard, 11/28/23	FG Made 7, 2x (last vs. Louisville, 2/15/20)
8 vs. Georgia Tech, 11/22/23	FG Atts 13, 2x (last vs. Maryland, 12/9/20)
3 vs. Detroit Mercy, 11/10/23	3PT-FG Made 3, 3x (last at D Mercy, 11/10/23)
5 vs. Detroit Mercy, 11/10/23	3PT-FG Atts 7 vs. Syracuse, 1/28/20
5 vs. Bryant, 12/12/23	FT Made 7 vs. Louisville, 2/15/20
6 vs. Bryant, 12/12/23	FT Atts 7, 3x (last at Xavier, 12/11/21)
8, 2x, last at Xavier, 12/9/23	Rebs 10 at Boston College, 2/22/20
3, 2x, last vs. FGCU, 12/3/23	Assts 5, 3x (last vs. ECU, 3/10/22)
3, 3x, last at BYU, 1/6/24	Stls 4, 4x (last vs. ECU, 1/12/22)
1 vs. NKU, 11/19/23	Blks 2, 6x (last at Memphis, 1/9/22)
34 at Howard, 11/28/23	Mins 43 at UNC, 1/11/20

MISCELLANEOUS STATISTICS

CATEGORY	18-19	19-20	20-21	21-22	23-24	CAREER
Double-Figure Scoring	0	10	3	9	7	29
Double-Figure Rebounding	0	1	0	0	0	1
Double-Double Games	0	1	0	0	0	1
20-Point Scoring Games	0	1	0	0	0	1
Games Led UC in Scoring				2	1	3
Games Led UC in Rebs				6	2	8
Games Led UC in Assists				4	0	4
Games With 3+ Assists	0	14	3	9	4	30
Games With 3+ Blocks	0	0	0	0	0	0
Games With 3+ Steals	0	3	0	2	3	8
Games With 3+ 3-Pointers	0	1	0	1	1	3

CAREER STATISTICS

YEAR	GP-GS	TOTAL			3-PTERS		REBOUNDS									
		MIN-AVG	FG-FGA	PCT	FG-FGA	PCT	FT-FTA	PCT	OFF-DEF-TOT	AVG	PF-FO	AST	TO	BLK	STL	PTS-AVG
2018-19*	34-1	407-12.0	28-73	.384	19-45	.422	6-11	.545	15-45-60	1.8	31-0	15	19	5	12	71-2.1
2019-20*	31-31	982-31.7	103-234	.440	27-89	.333	61-84	.726	16-106-122	3.9	58-2	68	41	15	31	294-9.5
2020-21*	22-8	342-15.5	31-91	.341	8-32	.250	12-13	.923	11-34-45	2.0	31-0	24	24	3	12	82-3.7
2021-22	32-31	829-25.9	83-205	.404	25-75	.333	29-52	.557	44-90-134	4.2	77-3	54	33	7	32	220-6.7
2022-23	1-0	11-10.6	0-0	.000	0-0	.000	0-0	.000	2-0-2	2.0	1-0	0	1	0	1	0-0.0
2023-24	15-15	413-27.5	49-100	.490	11-32	.344	25-33	.758	22-55-77	5.1	32-0	28	23	5	23	134-8.9
TOTAL	135-86	2982-22.1	294-703	.418	80-256	.313	133-193	.689	110-330-440	3.3	230-5	189	141	35	111	801-5.9

*Clemson



#21 CHASE KIRKWOOD

GUARD • 6-1 • 190 • JUNIOR • PHOENIX, MD. (ARKANSAS)

- Manager and practice player in 2021-22 season
- Took part in team workouts in Summer 2022 and earned walk-on spot
- Attended Arkansas in 2020-21 academic year
- Suffered injury at Arkansas that prevented him from being cleared to be a walk on at UC last season

2023-24 (JUNIOR SEASON)

Opponent	Min	FG-FGA	3FG-FGA	FT-FTA	Off-Def-Tot	PF	A	TO	Blk	Stl	Pts
UIC				DNP							
Detroit Mercy	2	0-0	0-0	0-0	0-0-0	0	0	0	0	0	0
Eastern Washington				DNP							
Northern Kentucky				DNP							
Georgia Tech	2	0-1	0-0	0-0	0-0-0	0	0	0	0	0	0
at Howard				DNP							
Florida Gulf Coast	2	0-0	0-0	0-0	0-0-0	0	0	1	0	0	0
at Xavier				DNP							
Bryant				DNP							
vs. Dayton				DNP							
Merrimack				DNP							
Stetson				DNP							
Evansville				DNP							
at (12) BYU				DNP							
(25) Texas				DNP							



SEASON & CAREER STATISTICS

2022-23 SEASON	CAREER
--	Pts --
--	FG Made --
1 vs. Bryant, 12/4/22	FG Atts 1 vs. Bryant, 12/4/22
--	3PT-FG Made --
1 vs. Chaminade, 11/7/22	3PT-FG Atts 1 vs. Chaminade, 11/7/22
--	FT Made --
--	FT Atts --
--	Rebs --
--	Assts --
--	Stls --
--	Blks --
3 vs. Chaminade, 11/7/22	Mins 3 vs. Chaminade, 11/7/22

MISCELLANEOUS STATISTICS

CATEGORY	2022-23	CAREER
Double-Figure Scoring Games	0	0
Double-Figure Rebounding Games	0	0
Double-Double Games	0	0
20-Point Scoring Games	0	0
Games Led Team in Scoring	0	0
Games Led Team in Rebounding	0	0
Games Led Team in Assists	0	0
Games With 3+ Assists	0	0
Games With 3+ Blocks	0	0
Games With 3+ Steals	0	0
Games With 3+ Three-Pointers	0	0

CAREER STATISTICS

YEAR	GP-GS	MIN-AVG	TOTAL		3-PTERS		FT-FTA	REBOUNDS		PF-FO	AST	TO	BLK	STL	PTS-AVG
			FG-FGA	PCT	FG-FGA	PCT		PCTOFF-DEF-TOT	AVG						
2021-22															
2022-23	9-0	11-1.2	0-2	.000	0-1	.000	0-1	.000	0-0-0	0.0	1-0	0	0	0	0-0.0
2023-24	3-0	6-2.0	0-1	.000	0-0	.000	0-0	.000	0-0-0	0.0	0-0	0	1	0	0-0.0
TOTALS	12-0	15-1.4	0-3	.000	0-1	.000	0-1	.000	0-0-0	0.0	1-0	0	1	0	0-0.0



#30 VIKTOR LAKHIN

FORWARD • 6-11 • 240 • RS JUNIOR • ANAPA, RUSSIA (CSKA-2)

- Leads team in scoring and rebounding; 35 assists after having 24 previous two years combined
- Called most superstitious player on the team by his teammates
- Career-high 26 points against EWU marked most by a UC big since Kyle Washington in February 2017
- Back-to-back doubles against EWU (26-11) and NKU (14-14)
- Ten 3-pointers this season after just three his first two years
- Ranks 33rd nationally with 62.7 field goal percentage
- Tied the AAC tournament individual block record with seven blocks in AAC Quarterfinals vs. Temple.
- 15th nationally, first in AAC, with 61.7 field-goal percentage in 2022-23
- Eight blocks at SMU were most by AAC player since November 2017 as well as sixth-most in UC history (last: Eric Hicks in 2006 vs. Marquette)
- Had 13-straight double-figure scoring games in one 2022-23 stretch
- Had two behind-the-back assists in the 2022-23 season
- Decreased his body fat by 3.5 percent going into 2022-23 season
- Most-improved Bearcat on bench press for 2021-22, adding 10 reps
- Missed first season due to torn meniscus in left knee
- Notes American game is more skill; European game is more thinking



2023-24 (RS JUNIOR SEASON)

Opponent	Min	FG-FGA	3FG-FGA	FT-FTA	Off-Def-Tot	PF	A	TO	Blk	Stl	Pts
UIC*	24	2-8	0-2	3-4	3-5-8	3	1	1	0	2	7
Detroit Mercy*	18	4-7	0-1	0-0	2-3-5	1	4	2	1	1	8
Eastern Washington*	26	9-12	2-3	6-8	5-6-11	2	1	0	1	1	26
Northern Kentucky*	30	6-11	1-3	1-2	6-8-14	0	3	0	0	1	14
Georgia Tech*	22	5-6	5-6	0-0	1-5-6	3	1	1	2	1	15
at Howard*	32	8-14	0-2	3-6	2-4-6	1	0	3	2	1	19
Florida Gulf Coast*	24	8-10	1-1	2-3	4-5-9	2	6	0	1	1	19
at Xavier*	29	8-17	1-7	0-2	4-4-8	3	3	1	0	0	17
Bryant*	23	3-8	0-0	1-2	5-7-12	1	2	4	1	1	7
vs. Dayton*	22	2-9	0-5	0-1	3-4-7	3	1	1	0	0	4
Merrimack*	27	8-14	0-0	2-3	3-4-7	0	3	3	2	0	18
Stetson*	28	6-10	0-0	0-0	5-4-9	4	1	3	1	0	12
Evansville*	30	5-13	0-3	1-2	2-7-9	2	4	1	2	0	11
at (12) BYU*	29	6-11	2-3	3-6	2-5-7	0	2	3	0	1	17
(25) Texas*	27	7-12	1-3	2-5	0-4-4	0	3	1	2	2	17

SEASON & CAREER STATISTICS

2023-24 SEASON

26 vs. EWU, 11/12/23	Pts	26 vs. EWU, 11/12/23
9 vs. EWU, 11/12/23	FG Made	11 vs. Memphis, 1/22/23
17 at Xavier, 12/9/23	FG Atts	17 at Xavier, 12/9/23
5 vs. Georgia Tech, 11/22/23	3PT-FG Made	5 vs. Georgia Tech, 11/22/23
7 at Xavier, 12/9/23	3PT-FG Atts	7 at Xavier, 12/9/23
6 vs. EWU, 11/12/23	FT Made	8 vs. Houston 1/8/23
8 vs. EWU, 11/12/23	FT Atts	10, 2x, vs. Houston 1/8/23
14 vs. NKU, 11/19/23	Rebs	15 vs. Detroit Mercy 12/21/22
6 vs. FGCU, 12/3/23	Assts	6 vs. FGCU, 12/3/23
2, 2x, last vs. Texas, 1/9/24	Stls	4 vs. UCF, 2/4/23
2, 2x, last at Howard, 11/28/23	Blks	8 at SMU, 1/14/23
32 at Howard, 11/28/23	Mins	34 vs. UCF, 2/4/23

MISCELLANEOUS STATISTICS

CATEGORY	2021-22	2022-23	2023-24	CAREER
Double-Figure Scoring Games	2	21	10	33
Double-Figure Rebounding Games	1	9	3	13
Double-Double Games	1	7	2	10
20-Point Scoring Games	0	2	1	3
Games Led UC in Scoring	0	7	4	11
Games Led UC in Rebounding	3	15	5	23
Games Led UC in Assists	0	0	1	1
Games With 3+ Assists	0	0	7	7
Games With 3+ Blocks	0	3	0	3
Games With 3+ Steals	1	4	0	5
Games With 3+ Three-Pointers	0	0	1	1

CAREER STATISTICS

YEAR	GP-GS	MIN-AVG	TOTAL		3-PTERS		FT-FTA	REBOUNDS		PF-FO	AST	TO	BLK	STL	PTS-AVG	
			FG-FGA	PCT	FG-FGA	PCT		PCTOFF-DEF-TOT	AVG							
2020-21																
2021-22	29-0	317-10.9	50-93	.538	1-7	.143	22-40	.550	38-64-102	3.5	44-1	7	28	9	19	123-4.2
2022-23	33-32	777-23.6	158-256	.617	2-4	.500	65-116	.560	76-158-234	7.1	86-5	17	42	46	39	383-11.6
2023-24	15-15	392-26.1	87-161	.540	13-39	.333	24-44	.545	47-75-122	8.1	25-0	35	22	15	11	211-14.1
TOTAL	77-47	1486-19.3	295-510	.578	16-50	.320	111-200	.555	161-297-458	5.9	155-6	59	92	70	69	717-9.3



#33 ODY OGUAMA

FORWARD • 6-9 • 225 • GRAD • RALEIGH, N.C. (WAKE FOREST)

- Cincinnati's Team Defensive Player of the Year winner in 2022-23
- Praised by Wes Miller for selflessness in accepting new reserve role as Aziz Bandaogo made team debut; had started 27-straight games prior
- CSC Academic All-District honoree; also graduated in May 2023
- All six of his 2022-23 double-figure scoring games began with Feb. 7 at Tulane
- Recorded 12 rebounds in AAC Quarterfinals vs. Temple
- Cincinnati is 15-4 when he gets six or more rebounds dating back to last year
- Career-highs in points (16), rebounds (13) and minutes (34) at Tulane after Lakhin injury in first half
- Followed it with 18 points on 9-for-9 shooting against USF, the most makes on perfect shooting by a Bearcat since Jason Maxiell at DePaul in 2002
- Team's Legion of Excellence honoree in 2021-22 for highest GPA
- Made first 2022-23 start at Wichita State, matching career-high of three blocks
- Averaged 12.5 mpg and shot 43.8 percent in November before 20.0 mpg and 67.5 percent for December
- Major energy boost off the bench in the paint in 2021-22
- Earned first UC start against Memphis on Feb. 15, 2022
- Matched career-high 12 rebounds (also 2021 at Miami, Fla.) against EKU, one of three UC players with 12 or more off the bench since 2010-11



2023-24 (GRAD SEASON)

Opponent	Min	FG-FGA	3FG-FGA	FT-FTA	Off-Def-Tot	PF	A	TO	Blk	Stl	Pts
UIC*	21	3-3	0-0	0-0	1-7-8	2	1	1	0	1	6
Detroit Mercy*	21	2-5	0-0	0-0	3-4-7	4	0	0	1	0	4
Eastern Washington*	17	0-2	0-0	3-6	0-4-4	2	0	0	1	1	3
Northern Kentucky*	14	2-3	0-0	0-0	2-1-3	3	0	0	1	1	4
Georgia Tech*	17	1-1	0-0	4-6	2-2-4	2	1	0	0	2	6
at Howard	10	1-1	0-0	0-0	0-0-0	1	1	0	0	0	2
Florida Gulf Coast	19	6-8	1-1	0-0	2-2-4	3	1	3	1	0	13
at Xavier	15	1-2	0-0	1-2	0-1-1	1	0	0	3	0	3
Bryant	15	1-3	0-0	0-0	1-5-6	2	1	1	1	0	2
vs. Dayton	7	1-2	0-0	0-0	1-1-2	0	0	0	0	0	0
Merrimack*	21	3-7	0-1	2-5	1-2-3	2	0	1	1	0	8
Stetson*	12	0-2	0-0	0-0	1-1-2	1	1	0	1	0	0
Evansville	5	0-2	0-0	0-0	2-1-3	1	0	0	0	0	0
at (12) BYU	3	0-2	0-0	0-0	1-1-2	1	0	0	0	0	0
(25) Texas	2	1-1	0-0	0-0	0-0-0	0	0	0	0	0	2

SEASON & CAREER STATISTICS

2023-24 SEASON		Career
13 vs. FGCU, 12/3/23	Pts	18 vs. South Florida, 2/11/23
6 vs. FGCU, 12/3/23	FG Made	9 vs. South Florida, 2/11/23
8 vs. FGCU, 12/3/23	FG Atts	12 at Notre Dame, 2/2/21
1 vs. FGCU, 12/3/23	3PT-FG Made	1, 2x, last vs. FGCU, 12/3/23
1 vs. FGCU, 12/3/23	3PT-FG Atts	1, 2x, last vs. FGCU, 12/3/23
4 vs. Georgia Tech, 11/22/23	FT Made	5, 2x, last vs. FAMU, 12/14/21
6, 2x, last vs. Ga. Tech, 11/22/23	FT Atts	8 vs. Boston College, 1/19/20
8 vs. UIC, 11/6/23	Rebs	13 at Tulane, 2/7/23
1, 5x, last vs. Bryant, 12/12/23	Assists	2, 3x, last vs. EKU, 11/13/21
2 vs. Georgia Tech, 11/22/23	Stls	3 vs. Bryant, 12/5/21
3 at Xavier, 12/9/23	Blks	3, 6x, last at Xavier, 12/9/23
21 vs. UIC, 11/6/23	Mins	34 at Tulane, 2/7/23

MISCELLANEOUS STATISTICS

CATEGORY	19-20	20-21	21-22	22-23	23-24	CAREER
Double-Figure Scoring Games	2	6	2	6	0	16
Double-Figure Rebounding Games	1	3	2	5	0	11
Double-Double Games	1	1	0	2	0	4
20-Point Scoring Games	0	0	0	0	0	0
Games Led UC in Scoring			0	1	0	1
Games Led UC in Rebounding			7	7	1	15
Games Led UC in Assists			1	0	0	1
Games With 3+ Assists	0	0	0	0	0	0
Games With 3+ Blocks	3	0	1	1	1	6
Games With 3+ Steals	0	0	1	0	0	1
Games With 3+ 3-Pointers	0	0	0	0	0	0

CAREER STATISTICS

YEAR	GP-GS	MIN-AVG	TOTAL		3-PTERS		FT-FTA	REBOUNDS		PF-FO	AST	TO	BLK	STL	PTS-AVG	
			FG-FGA	PCT	FG-FGA	PCT		PCT	OFF-DEF-TOT							AVG
2019-20*	31-24	461-14.9	31-57	.544	0-0	.000	29-43	.674	47-73-120	3.9	84-3	3	25	24	9	91-2.9
2020-21*	20-18	440-22.0	53-114	.465	0-0	.000	45-67	.672	47-61-108	5.4	55-2	8	25	7	8	151-7.6
2021-22	33-1	450-13.6	52-110	.473	1-4	.250	35-62	.565	55-82-137	4.2	68-2	12	18	12	12	140-4.2
2022-23	36-21	741-20.6	83-144	.576	0-0	.000	31-56	.554	81-114-195	5.4	99-2	17	31	12	13	197-5.5
2023-24	15-7	201-13.4	22-44	.500	1-2	.500	10-19	.526	17-32-49	3.3	25-0	5	6	10	5	55-3.7
TOTALS	135-71	2293-17.0	241-469	.514	2-6	.333	150-247	.607	247-362-609	4.5	331-9	45	105	65	47	634-4.7

*Wake Forest



#41 SIMAS LUKOŠIUS

GUARD • 6-8 • 225 • JUNIOR • KAUNAS, LITHUANIA (BUTLER)

- 11-of-19 from deep the last four games (58 percent); leads with 3.3 apg
- Missed FGCU game after being hit by a car three days prior; also suffered ankle injury on opposite leg in overtime at Howard
- Started last 3 games; only other one was season opener
- Has ability to serve as third point guard behind Day Day Thomas and Jizzle James with his vision for passing lanes
- Season, and still-career-high, scoring output as a freshman was 27 against Xavier in the 2022 Big East Tournament, scoring 12 alone in overtime
- Scored career-high 28 against Villanova as a sophomore on 5-of-8 deep shooting and 23 in season finale vs. St. John's
- Posted streak of 13-straight made free-throws as sophomore
- Father, Mindaugas, is a professional basketball coach who has experience leading teams in Kuwait, Lithuania, Russia, Lebanon, Germany, and Bahrain
- Dual citizen of Lithuania and Germany; has lived in all the above countries



2023-24 (JUNIOR SEASON)

Opponent	Min	FG-FGA	3FG-FGA	FT-FTA	Off-Def-Tot	PF	A	TO	Blk	Stl	Pts
UIC*	24	2-11	1-6	0-0	1-3-4	0	2	2	0	0	5
Detroit Mercy	20	4-8	2-5	0-0	0-1-1	1	5	0	0	0	10
Eastern Washington	26	4-8	1-3	2-2	0-2-2	0	4	2	0	0	11
Northern Kentucky	28	3-8	1-5	0-0	1-3-4	0	7	0	0	0	7
Georgia Tech	16	3-5	2-3	0-0	0-1-1	1	4	2	0	0	8
at Howard	28	4-9	3-7	0-0	1-2-3	1	0	0	0	1	11
Florida Gulf Coast				DNP							
at Xavier	16	1-9	0-4	0-0	0-3-3	1	3	1	0	0	2
Bryant	24	3-5	1-1	0-1	1-4-5	1	2	3	0	0	7
vs. Dayton	22	5-10	3-8	1-2	0-1-1	2	2	1	1	0	14
Merrimack*	34	3-4	3-3	2-2	0-2-2	1	3	3	0	0	11
Stetson				DNP							
Evansville*	29	5-9	5-8	0-1	1-5-6	1	3	3	0	1	15
at (12) BYU*	29	0-4	0-2	4-4	0-4-4	0	3	4	0	0	4
(25) Texas*	29	7-10	3-6	2-2	0-2-2	0	4	3	0	0	19

SEASON & CAREER STATISTICS

2023-24 SEASON	CAREER
19 vs. Texas, 1/9/24	Pts 28 vs. Villanova, 1/13/23
7 vs. Texas, 1/9/24	FG Made 9 vs. Villanova, 1/13/23
8, 2x, last vs. EWU, 11/12/23	FG Atts 18 at DePaul, 2/22/23
5 vs. Evansville, 12/29/23	3PT-FG Made 5, 2x, last vs. E'ville, 12/29/23
8, 2x, last vs. Evansville, 12/29/23	3PT-FG Atts 9 at St. John's, 3/8/23
4 at BYU, 1/6/24	FT Made 11 vs. Xavier, 3/9/22
4 at BYU, 1/6/24	FT Atts 13 vs. Xavier, 3/9/22
6 vs. Evansville, 12/29/23	Rebs 9 vs. The Citadel, 11/19/22
7 vs. NKU, 11/19/23	Assts 7, 3x, last vs. NKU, 11/19/23
1 at Howard, 11/28/23	Stls 3, 4x (last vs. St. John's, 3/8/23)
1 vs. Dayton, 12/16/23	Blks 1, 6x, last vs. Dayton, 12/16/23
34 vs. Merrimack, 12/19/23	Mins 40, 3x (last at Xavier, 3/4/23)

MISCELLANEOUS STATISTICS

CATEGORY	2021-22	2022-23	2023-24	CAREER
Double-Figure Scoring Games	7	20	6	33
Double-Figure Rebounding Games	0	0	0	0
Double-Double Games	0	0	0	0
20-Point Scoring Games	1	1	0	1
Games Led UC in Scoring	-	-	2	2
Games Led UC in Rebounding	-	-	-	-
Games Led UC in Assists	-	-	6	6
Games With 3+ Assists	2	18	9	29
Games With 3+ Blocks	1	0	0	0
Games With 3+ Steals	0	1	0	1
Games With 3+ 3-Pointers	3	3	5	11

CAREER STATISTICS

YEAR	GP-GS	TOTAL			3-PTS		FT-FTA	REBOUNDS			PF-FO	AST	TO	BLK	STL	PTS-AVG
		MIN-AVG	FG-FGA	PCT	FG-FGA	PCT		PCT	OFF-DEF-TOT	AVG						
2021-22 [^]	32-4	695-21.7	66-175	.377	30-105	.286	57-64	.891	15-92-107	3.3	46-1	39	50	2	10	219-6.8
2022-23 [^]	32-32	1067-33.3	132-310	.426	59-156	.378	48-60	.800	21-108-129	4.0	48-0	92	63	3	32	371-11.6
2023-24	13-5	325-13.0	44-100	.440	25-61	.410	11-14	.786	5-33-38	2.9	9-0	43	24	1	2	124-9.5
TOTAL	77-41	2087-27.1	242-585	.414	144-322	.354	116-138	.841	41-233-274	3.6	103-1	174	137	6	44	714-9.3

[^]Butler



#44 SAGE TOLENTINO

FORWARD • 7-1 • 230 • RS FRESHMAN • KANE'OHE, HAWAII (HAMILTON, OH, HS)

- Tied for tallest player in UC history, including Hayden Koval in 2021-22
- Moved to Hamilton, Ohio, for his final year of high school
- Hawaii HS sports were canceled for the 2020-21 season due to COVID
- Four-star prospect who was initially committed to Auburn
- Was able to train and work out at UC, but not with the team, as a senior
- Has gained 15 lbs since joining the Monster Factory



2023-24 (RS FRESHMAN SEASON)

Opponent	Min	FG-FGA	3FG-FGA	FT-FTA	Off-Def-Tot	PF	A	TO	Blk	Stl	Pts
UIC				DNP							
Detroit Mercy	5	0-2	0-1	0-0	0-1-1	1	0	0	0	0	0
Eastern Washington				DNP							
Northern Kentucky				DNP							
Georgia Tech				DNP							
at Howard				DNP							
Florida Gulf Coast				DNP							
at Xavier				DNP							
Bryant				DNP							
vs. Dayton				DNP							
Merrimack				DNP							
Stetson				DNP							
Evansville				DNP							

SEASON & CAREER STATISTICS

2023-24 SEASON		CAREER	
--	Pts	4	vs. Bryant, 12/4/22
--	FG Made	2	vs. Bryant, 12/4/22
2 vs. Detroit Mercy, 11/10/23	FG Atts	2, 2x, last vs. Det. Mercy, 11/10/23	
--	3PT-FG Made	--	
1 vs. Detroit Mercy, 11/10/23	3PT-FG Atts	--	
--	FT Made	1	vs. Miami (OH), 12/14/22
--	FT Atts	2	vs. Miami (OH), 12/14/22
1 vs. Detroit Mercy, 11/10/23	Rebs	2	vs. Bryant, 12/4/22
--	Assts	--	
--	Stls	--	
--	Blks	--	
5, vs. Detroit Mercy, 11/10/23	Mins	5, 2x, last vs. Detroit Mercy, 11/10/23	

MISCELLANEOUS STATISTICS

CATEGORY	2022-23	CAREER
Double-Figure Scoring Games		0
Double-Figure Rebounding Games		0
Double-Double Games		0
20-Point Scoring Games		0
Games Led Team in Scoring		0
Games Led Team in Rebounding		0
Games Led Team in Assists		0
Games With 3+ Assists		0
Games With 3+ Blocks		0
Games With 3+ Steals		0
Games With 3+ Three-Pointers		0

CAREER STATISTICS

YEAR	GP-GS	MIN-AVG	TOTAL		3-PTERS		FT-FTA	REBOUNDS			PF-FO	AST	TO	BLK	STL	PTS-AVG
			FG-FGA	PCT	FG-FGA	PCT		PCT	OFF-DEF-TOT	AVG						
2022-23	2-0	9-4.3	2-2	1.000	0-0	.000	1-2	.500	1-1-2	1.0	1-0	0	0	0	0	5-2.5
2023-24	1-0	5-5.1	0-2	.000	0-1	.000	0-0	.000	0-1-1	1.0	1-0	0	0	0	0	0-0.0
TOTALS	3-0	14-4.5	2-4	.500	0-1	.000	1-2	.500	1-2-3	1.0	2-0	0	0	0	0	5-1.7



#55 AZIZ BANDAOGO

CENTER • 7-0 • 235 • SENIOR • DAKAR, SENEGAL (UTAH VALLEY)

- Matched career-high with 17 rebounds against Bryant, the most by a Bearcat since Tre Scott's 21 against UCF in February 2020
- Made explosive debut against Georgia Tech off the bench, blocking a shot, slamming an alley-oop and helping force a shot clock violation in his first three minutes
- First Bearcat since Tre Scott (Feb. 2020) to record three-straight double-doubles
- Blocked two shots in final first-half possession against FGCU
- No. 16 transfer addition by ESPN's Jeff Borzello in June 2023
- WAC Defensive Player of the Year at Utah Valley, helping the Wolverines to school-record 28 wins and NIT Final Four appearance
- Averaged 11.4 points and 10.5 rebounds per game (10th nationally in boards)
- Ranked third in blocks (106) and ninth in double-doubles (17)
- Had 15 points and 12 rebounds against Cincinnati in NIT Quarterfinal
- Had two 17-rebound games, including at Wake Forest
- Scored in double-figures 27 times, led by career-high 23 against Seattle
- UVU also earned road wins over BYU, Oregon, Colorado and New Mexico
- Played first two years at Akron, with 7 games in 2020-21 and 33 in 2021-22
- Joined NBA Academy Africa in Fall 2018 and took part in NCAA's Next Generation Sunday event at the 2019 Men's Final Four, where he participated in life-skills sessions and competed in exhibition games against his peers from around the world while experiencing aspects of the Final Four from a player's perspective.



2023-24 (SENIOR SEASON)

Opponent	Min	FG-FGA	3FG-FGA	FT-FTA	Off-Def-Tot	PF	A	TO	Blk	Stl	Pts
Made debut on Nov. 22 after NCAA transfer clearance											
Georgia Tech	21	3-4	0-0	2-3	1-8-9	2	1	0	1	0	8
at Howard*	22	4-5	0-0	4-5	3-2-5	2	0	1	0	0	12
Florida Gulf Coast*	24	5-8	0-0	0-0	0-1-1	0	1	0	2	1	10
at Xavier*	26	1-2	0-0	1-2	2-8-10	4	1	1	2	1	3
Bryant*	24	2-4	0-0	8-12	3-14-17	2	1	2	4	0	12
vs. Dayton*	28	4-5	0-0	2-6	6-6-12	2	1	1	1	0	10
Merrimack				DNP							
Stetson				DNP							
Evansville				DNP							
at (12) BYU	22	4-5	1-1	3-4	0-11-11	3	1	0	1	0	12
(25) Texas*	16	0-3	0-0	0-1	2-3-5	2	2	0	0	1	0

SEASON & CAREER STATISTICS

2023-24 SEASON		CAREER
12, 3×, last at BYU, 1/6/24	Pts	23 vs. Seattle, 1/14/23
5 vs. FGCU, 12/3/23	FG Made	9 vs. Seattle, 1/14/23
8 vs. FGCU, 12/3/23	FG Atts	14 at Seattle, 2/18/23
--	3PT-FG Made	2, 2× (last at BYU, 12/7/22)
--	3PT-FG Atts	2, 2× (last at BYU, 12/7/22)
8 vs. Bryant, 12/12/23	FT Made	9 at Tarleton State, 2/23/23
12 vs. Bryant, 12/12/23	FT Atts	12 vs. Bryant, 12/12/23
17 vs. Bryant, 12/12/23	Rebs	17, 3×, last vs. Bryant, 12/12/23
2 vs. Texas, 1/9/24	Assts	7 vs. Seattle, 1/14/23
1, 2×, last at Xavier, 12/9/23	Stls	2, 7× (last vs. SFA, 3/3/23)
4 vs. Bryant, 12/12/23	Blks	6, 2× (last vs. So. Utah, 3/10/23)
26 at Xavier, 12/9/23	Mins	38 at Northern Arizona, 12/10/22

MISCELLANEOUS STATISTICS

CATEGORY	20-21	21-22	22-23	23-24	CAREER
Double-Figure Scoring Games	0	2	27	4	33
Double-Figure Rebounding Games	0	0	23	2	25
Double-Double Games	0	0	17	3	20
20-Point Scoring Games	-	-	1	0	1
Games Led UC in Scoring	-	-	-	0	-
Games Led UC in Rebounding	-	-	-	5	5
Games Led UC in Assists	-	-	-	0	-
Games With 3+ Assists	0	1	5	0	6
Games With 3+ Blocks	0	3	22	1	26
Games With 3+ Steals	0	2	5	0	7
Games With 3+ Three-Pointers	0	0	0	0	0

CAREER STATISTICS

YEAR	GP-GS	TOTAL			3-PTERS		REBOUNDS					PF-FO	AST	TO	BLK	STL	PTS-AVG
		MIN-AVG	FG-FGA	PCT	FG-FGA	PCT	FT-FTA	PCT	OFF-DEF-TOT	AVG							
2020-21*	7-0	15-2.1	1-3	.333	0-0	.000	5-8	.625	2-3-5	0.7	3-0	0	0	2	0	7-1.0	
2021-22*	33-5	396-12.0	39-80	.488	0-0	.000	29-60	.483	29-79-108	3.3	47-1	11	25	40	7	107-3.2	
2022-23#	37-37	1088-29.4	162-270	.600	5-15	.333	98-154	.636	103-280-383	10.4	81-0	44	59	106	20	427-11.5	
2023-24	8-6	182-22.7	23-36	.639	1-1	1.000	20-33	.606	17-53-70	8.8	17-0	8	5	11	4	67-8.4	
Total	85-48	1681-19.8	225-389	.578	6-16	.375	152-255	.596	151-415-566	6.7	148-1	63	89	159	31	608-7.2	

* Akron; # Utah Valley

THE POLLS

ASSOCIATED PRESS (Week 10)

Rk.	Team	Pts.
1.	Purdue (54)	1566
2.	Houston (7)	1486
3.	Kansas (2)	1481
4.	UConn	1335
5.	Tennessee	1291
6.	Kentucky	1253
7.	North Carolina	1213
8.	Arizona	1107
9.	Oklahoma	1023
10.	Illinois	924
11.	Duke	869
	Marquette	869
13.	Memphis	843
14.	Baylor	787
15.	Wisconsin	663
16.	Auburn	559
17.	Colorado State	436
18.	BYU	426
19.	San Diego State	386
20.	Utah State	241
21.	Clemson	219
22.	Creighton	187
23.	Gonzaga	185
24.	Florida Atlantic	165
25.	Texas	148

OTHERS RECEIVING VOTES:

Dayton 126, Ole Miss 125, James Madison 98, **Cincinnati** 79, Nevada 77, **Texas Tech** 62, Wake Forest 38, Grand Canyon 35, Seton Hall 34, South Carolina 29, Miami 27, St. John's 18, **Iowa St.** 16, Colorado 8, NC State 7, Michigan St. 7, Alabama 7, Providence 6, Oregon 4, **TCU** 3, Northwestern 3, Princeton 2, Utah 2.

USA TODAY COACHES (Week 10)

Rk.	Team	Pts.
1.	Purdue (21)	788
2.	Houston (10)	762
3.	Kansas (1)	754
4.	UConn	685
5.	Tennessee	661
6.	Kentucky	628
7.	North Carolina	592
8.	Arizona	556
9.	Oklahoma	490
10.	Illinois	455
11.	Duke	446
12.	Marquette	428
13.	Memphis	410
14.	Baylor	378
15.	Wisconsin	341
16.	Auburn	301
17.	BYU	251
18.	Colorado State	221
19.	San Diego State	198
20.	Creighton	147
21.	Gonzaga	146
22.	Clemson	133
23.	Utah State	77
	Ole Miss	77
25.	Florida Atlantic	58

OTHERS RECEIVING VOTES:

Texas 55, Nevada 45, **Cincinnati** 36, **Dayton** 33, **Iowa State** 33, James Madison 32, Grand Canyon 30, Miami 24, **TCU** 23, Wake Forest 21, **Texas Tech** 18, Ohio State 12, Seton Hall 11, Alabama 9, St. John's 8, Providence 7, Michigan State 7, Indiana State 5, South Carolina 3, Princeton 2, Villanova 1, New Mexico 1, Northwestern 1

CINCINNATI AGAINST RANKED TEAMS

OPPONENT	SCORE	DATE
(19) Wichita State	L, 72-76	2/18/18
at (11) Wichita State	W, 62-61	3/4/18
vs. (21) Houston (AAC)	W, 56-55	3/11/18
vs. (24) Nevada (NCAA)	L, 73-75	3/18/18
at (18) Mississippi State	L, 59-70	12/15/18
at (12) Houston	L, 58-65	2/10/19
at (25) UCF	L, 55-58	3/7/19
(12) Houston	L, 69-85	3/10/19
vs. (11) Houston (AAC)	W, 69-57	3/17/19
at (18) Ohio State	L, 56-64	11/6/19
(21) Tennessee	W, 78-66	12/18/19
at (22) Memphis	L, 49-60	1/16/20
(21) Houston	W, 64-62	2/1/20
at (25) Houston	L, 55-68	3/1/20
at (12) Tennessee	L, 56-65	12/12/20
at (6) Houston	L, 52-90	2/21/21
vs. (7) Houston (AAC)	L, 54-91	3/14/21
vs. (14) Illinois	W, 71-51	11/22/21
vs. (12) Arkansas	L, 67-73	11/23/21
(6) Houston	L, 58-80	2/6/22
at (14) Houston	L, 53-71	3/1/22
vs. (18) Houston	L, 56-69	3/11/22
vs. (14) Arizona	L, 93-101	11/21/22
(2) Houston	L, 59-72	1/8/23
at (3) Houston	L, 69-75	1/28/23
vs. (1) Houston	L, 48-69	3/11/23
at (12) BYU	W, 71-60	1/6/24
(25) Texas	L, 73-74	1/9/24

Overall: 142-222

Top-10 Opponents: 47-119

Vs. Ranked Teams in Fifth Third Arena: 33-31

BIG 12 CONFERENCE

2023-24 PRESEASON STANDINGS

1.	Kansas (12)	168
2.	Houston (2)	153
3.	Texas	143
4.	Baylor	137
5.	TCU	113
6.	Kansas State	106
7.	Iowa State	95
8.	Texas Tech	80
9.	West Virginia	70
10.	Oklahoma State	57
11.	Cincinnati	55
12.	Oklahoma	54
13.	BYU	29
14.	UCF	14

Preseason All-Conference Team

L.J. Cryer, Houston, G
Hunter Dickinson, Kansas, C
Dejuan Harris Jr., Kansas, G
Emanuel Miller, TCU, F
Max Abmas, Texas, Gr.

Preseason Honorable Mention

Jalen Bridges (Baylor), Rayl Dennis (Baylor), Ja'Kobe Walter (Baylor), Jamal Shead (Houston), Kevin McCullar Jr. (Kansas), Arthur Kaluma (Kansas State), Tylor Perry (Kansas State), Dylan Disu (Texas), Tyrese Hunter (Texas), Dillon Mitchell (Texas), Jesse Edwards (West Virginia)

CINCINNATI IN THE BIG 12 2023-24 STATISTICS

TEAM

CATEGORY	STAT	B12	NCAA
Scoring Offense	80.7	6	54
Scoring Defense	66.0	8	63
Scoring Margin	14.7	7	28
Bench Points	32.9	2	15
Free-Throw Pct.	68.5	12	
Field Goal Pct.	45.6	10	
FG Pct. Defense	40.7	9	70
3-FG Pct.	35.6	8	
3-FG Pct. Defense	31.0	6	90
Offensive Rebounds	14.5	2	10
Defensive Rebounds	28.8	3	30
Rebound Margin	12.8	1	2
Blocked Shots	4.3	5	73
Assists	16.9	5	32
Steals	6.2	11	
Turnover Margin	0.7	9	
Assist/TO Ratio	1.5	5	32
Turnovers Per Game	11.3	5	96
3-FG Made	8.1	5	

* NCAA rankings list if in Top 100 only

INDIVIDUAL

CATEGORY	STAT	B12	NCAA
Field Goal Percentage			
Viktor Lakhin	54.0	4	83
Rebounds Per Game			
Viktor Lakhin	8.1	4	90

THE LAST TIME...

TEAM

100 POINTS

By UC

103 vs. Miami (Ohio), 12/14/22

By Opponent

101 by Tulane, 2/7/23

90 POINTS

By UC

99 vs. Florida Gulf Coast, 12/3/23

By Opponent

101 by Tulane, 2/7/23

30-PLUS POINT WIN

By UC

37 (99-62) vs. Florida Gulf Coast, 12/3/23

By Opponent

38 (90-52) at Houston, 2/21/21

60 PERCENT SHOOTING

By UC

.633 vs. Miami (Ohio), 12/14/22

By Opponent

.623 by Arizona, 11/21/22

50 PERCENT SHOOTING

By UC

.516 vs. Stetson, 12/22/23

By Opponent

.509 by Houston, 3/11/23

20 ASSISTS

By UC

23 vs. Florida Gulf Coast, 12/3/23

By Opponent

22 by Tulane, 2/7/23

10 STEALS

By UC

11 vs. UIC, 11/6/23

By Opponent

15 by Memphis, 2/26/23

10 BLOCKS

By UC

10 vs. Bryant, 12/12/23

By Opponent

10 by Georgia Tech, 11/22/23

50 REBOUNDS

By UC

57 vs. Bryant, 12/12/23

By Opponent

50 by Temple, 1/25/22

CINCINNATI PLAYED A RANKED OPPONENT

L, 73-74 to No. 25 Texas, 1/9/24

UC Win

71-60 at No. 12 BYU, 1/6/24

OVERTIME GAME

W, 86-81 at Howard, 11/28/23

UC Win

88-83 vs. Temple, 2/22/23

DOUBLE OVERTIME GAME

89-87 (2OT) vs. UCF, 2/19/20

UC Win

72-70 (2OT) vs. Georgetown, 3/8/12

TRIPLE OVERTIME GAME

104-97 (4OT) vs. UConn, 3/11/16

UC Win

75-73 (7OT*) vs. Bradley, 12/21/81

* - NCAA record.

INDIVIDUAL

40-POINT GAME

By UC

41, Steve Logan vs. Southern Miss, 2/15/02

By Opponent

40, Trevon Bluiett, Xavier, 1/26/17

30-POINT GAME

By UC

30, David DeJulius vs. SMU, 3/5/23

By Opponent

33, Dylan Disu, Texas, 1/9/24

20 REBOUNDS BY A PLAYER

By UC

21 by Trevon Scott vs. UCF, 2/19/20

By Opponent

four times

15 REBOUNDS BY A PLAYER

By UC

17 by Aziz Bandaogo vs. Bryant, 12/12/23

By Opponent

15 by Bryant Selebangue, Tulsa, 2/1/23

TWO PLAYERS WITH 20 OR MORE POINTS IN SAME GAME

By UC

Landers Nolley II (22), Dan Skillings Jr. (20), Mika Adams-Woods (20) vs. Temple, 3/10/23

By Opponent

DaRon Holmes II (28), Kobe Elvis (27), Dayton, 12/16/23

TWO PLAYERS WITH 10 OR MORE REBOUNDS IN SAME GAME

By UC

Aziz Bandaogo (17), Viktor Lakhin (12) vs. Bryant, 12/12/23

By Opponent

Ben Moore (11), Sterling Brown (11), SMU, 1/12/17

THREE PLAYERS WITH 10 OR MORE REBOUNDS IN SAME GAME

By UC

Landers Nolley II (12), Ody Oguama (10), Viktor Lakhin (10) at SMU, 1/14/23

10 ASSISTS BY A PLAYER

By UC

12, David DeJulius vs. ECU, 1/11/23

By Opponent

10, DeAndre Williams vs. Memphis, 2/28/21

FIVE STEALS BY A PLAYER

By UC

5, Landers Nolley II vs. UCF, 2/4/23

By Opponent

6, Tony Johnson Jr., vs. UCF, 2/19/20

FIVE BLOCKED SHOTS BY A PLAYER

By UC

7, Viktor Lakhin vs. Temple, 3/10/23

By Opponent

5, Tacko Fall, vs. UCF, 2/21/19

DOUBLE-DOUBLE BY A UC PLAYER

Aziz Bandaogo (12 pts, 10 rebs) at BYU, 1/6/24

DOUBLE-DOUBLES BY TWO UC PLAYERS

Landers Nolley II (20 pts, 10 rebs), David DeJulius (11 pts, 12 asts) vs. ECU, 1/11/23

DOUBLE-DOUBLES BY THREE UC PLAYERS

By UC

Troy Caupain (37 pts, 10 rebs), Octavius Ellis (13 pts, 10 rebs) & Gary Clark (12 pts, 12 rebs) vs. UConn, 3/11/16

TRIPLE-DOUBLE BY A UC PLAYER

Eric Hicks (22 pts., 12 rebs., 10 blks.) vs. Marquette, 1/7/06

UC PLAYER LED TEAM IN POINTS, REBOUNDS & ASSISTS

Jeremiah Davenport (19 points, 10 rebounds, 3 assists) vs. Tulane, 1/1/22

A PLAYER WON A GAME IN THE FINAL SECONDS

By UC

David DeJulius' floater with 0.2 seconds left at UCF, 2/19/23

By Opponent

Max Abmas' short jumper with 8 seconds left, Texas, 1/9/24

FOUR PLAYERS SCORED IN DOUBLE FIGURES

CJ Fredrick (14), Aziz Bandaogo (12), John Newman III (11), Dan Skillings Jr. (11), Jizzle James (11) vs. Bryant, 12/12/23

FIVE PLAYERS SCORED IN DOUBLE FIGURES

John Newman III (16), Simas Lukosius (15), Viktor Lakhin (11), Day Day Thomas (10), Dan Skillings Jr. (10) vs. Evansville, 12/29/23

SIX PLAYERS SCORED IN DOUBLE FIGURES

CJ Fredrick (14), John Newman III (13), Jizzle James (13), Dan Skillings Jr. (11), Day Day Thomas (11), Simas Lukosius (10) vs. Detroit Mercy, 11/10/23

SEVEN PLAYERS SCORED IN DOUBLE FIGURES

Kevin Johnson (18), Jacob Evans (17), Justin Jenifer (13), Kyle Washington (12), Jarron Cumberland (11), Troy Caupain (10), Tre Scott (10) vs. Fairleigh Dickinson, 12/17/16

EIGHT PLAYERS SCORED IN DOUBLE FIGURES

Farad Cobb (15), Shaq Thomas (14), Kevin Johnson (14), Coreontae DeBerry (12), Justin Jenifer (11), Quadri Moore (10), Jacob Evans (10), Octavius Ellis (10) vs. Robert Morris, 11/15/15

OVERTIME RECORDS

UC'S OVERALL RECORD

	64-59
1 OT Games	55-47
2 OT Games	8-9
3 OT Games	0-1
4 OT Games	0-2
7 OT Games	1-0

RECORDS IN OVERTIME GAMES

Home	32-18	.640
Schmidlapp Gym	3-4	.429
Schmidt Fieldhouse	0-1	.000
Music Hall	0-1	.000
Armory Fieldhouse	5-4	.556
Cincinnati Gardens	3-2	.600
U.S. Bank Arena	3-1	.750
Fifth Third Arena	17-5	.773
Away	20-32	.385
Neutral	12-9	.571

Current Streak: Won 2

Longest Winning Streak: 5 (Tay Baker - 1966-67)

Longest Losing Streak: 4 (Bob Ruess, 1943 - John Weithe, 1950)

- Cincinnati's seven overtime games in 2019-20 were a school record (previous record was six during the 1966-67 season), AAC record and are one shy of the NCAA record of eight overtime games set by Western Kentucky (1978), Portland (1984) and Valparaiso (1993).

- Cincinnati's four consecutive overtime games from Feb. 9, 2020 through Feb. 19, 2020 tied the NCAA record set by Jacksonville (1982), Illinois State (1985) and Dayton (1988).

- On Dec. 21, 1981 UC & Bradley played an NCAA-record 7OT game (UC won, 75-73)

- Cincinnati has been involved in two of the five NCAA tournament championship games to go into overtime. The Bearcats defeated Ohio State, 70-65, in 1961, but lost to Loyola (Ill.), 60-58, in 1963.

- In 1966-67, Cincinnati played six overtime games, winning five. The Bearcats were 5-0 at home in overtime games that season, an NCAA record.

UC COACHES IN OVERTIME GAMES

COACH (YEARS)	NO.	RECORD	PCT.
Mick Cronin (2006-2019)	27	15-12	.556
Bob Huggins (1989-2005)	25	14-11	.560
Tay Baker (1965-72)	9	7-2	.778
Ed Jucker (1960-65)	9	4-5	.444
Ed Badger (1978-83)	8	3-5	.375
John Brannen (2019-21)	7	4-3	.571
Tony Yates (1983-89)	7	2-5	.286
John Wiethe (1946-52)	5	1-4	.200
George Smith (1952-60)	4	3-1	.750
Gale Catlett (1972-78)	4	2-2	.500
Frank Rice (1928-32)	4	1-3	.250
Wes Miller (2021-present)	3	2-1	.667
Boyd Chambers (1918-28)	3	3-0	1.000
Clark Ballard (1939-42)	2	2-0	1.000
Andy Kennedy (2005-06)	2	1-1	.250
Tay Brown (1933-37)	2	0-2	.000
John Halliday (1932-33)	1	0-1	.000
Bob Ruess (1942-44)	1	0-1	.000

SPECIALTY STATISTICS

OPPONENT	RESULT	OFF TO	IN PAINT	2ND CHANCE	FASTBREAK	BENCH
UIC	W, 69-58	20/2	44/40	8/7	8/7	30/4
Detroit Mercy	W, 93-61	17/15	34/20	22/2	10/6	43/7
Eastern Washington	W, 85-73	5/4	38/40	10/6	13/15	35/19
Northern Kentucky	W, 90-66	10/4	48/38	24/14	15/7	40/7
Georgia Tech	W, 89-54	20/8	22/16	14/5	19/4	36/16
at Howard	W, 86-81 (OT)	12/10	54/34	28/10	12/7	38/31
Florida Gulf Coast	W, 99-62	12/13	52/38	24/8	17/5	37/15
at Xavier	L, 79-84	9/12	50/32	14/13	25/16	26/14
Bryant	W, 85-53	10/8	36/26	8/4	12/4	33/3
vs. Dayton	L, 68-82	2/8	38/30	20/2	0/10	33/12
Merrimack	W, 65-49	28/4	38/18	11/6	12/0	19/17
Stetson	W, 83-75	7/14	42/16	20/9	2/9	46/7
Evansville	W, 76-58	12/13	26/28	17/6	5/0	20/16
at #12 BYU	W, 71-60	17/19	30/12	14/5	13/16	27/10
#25 Texas	L, 73-74	13/22	28/30	13/6	9/6	30/4

SCORING FORMAT: CINCINNATI/OPPONENT

BEARCATS UNDER WES MILLER

	23-24	22-23	21-22	TOTAL
Overall	12-3	23-13	18-15	53-31
Home games	10-1	16-3	12-6	38-10
Away games	2-1	5-7	4-7	11-15
Neutral site games	0-1	2-3	2-2	4-6
Conference games	1-1	11-7	7-11	19-19
vs. Top 25 teams	1-1	0-4	1-4	2-9
Overtime games	1-0	1-1	0-0	2-1
Lead at halftime	10-0	21-4	16-6	47-10
Trail at halftime	2-3	2-9	2-9	6-21
Tied at halftime		0-0	0-0	0-0
Lead with 10:00 left	11-1	23-2	15-4	49-7
Trail with 10:00 left	1-2	0-11	2-11	3-24
Tied with 10:00 left		0-0	1-0	1-0
Lead with 5:00 left	12-0	23-2	16-3	51-5
Trail with 5:00 left	0-3	0-10	1-12	1-25
Tied with 5:00 left		0-1	1-0	1-1
Lead with 2:00 left	12-1	22-2	18-3	52-6
Trail with 2:00 left	0-2	0-11	0-12	0-25
Tied with 2:00 left		1-0	0-0	1-0
Shoot better FG%	10-1	22-3	14-2	46-6
Shoot worse FG%	2-2	1-10	4-13	7-25
Shoot 50%-plus	3-0	9-0	1-0	13-0
Shoot below 50%	9-3	13-13	17-5	39-21
Opponent shoots 50%-plus	1-1	0-6	0-4	1-11
Opponent shoots below 50%	11-2	21-7	18-10	50-19
Opponent shoots below 40%	6-0	11-0	12-5	29-5
Make 7 or fewer 3FGs	6-3	7-8	8-9	21-20
Make 8 or more 3FGs	6-0	16-5	10-6	32-11
Shoot more FTs than opponent	9-1	10-2	10-5	29-8
Opponent shoots more FTs	2-2	12-10	7-10	21-22
Outrebounds opponent	12-3	20-2	13-3	45-8
Opponent outrebounds UC		3-11	4-13	7-24
Same number of rebounds		0-0	1-0	1-0
Fewer turnovers than opponent	6-0	15-8	13-9	34-17
More turnovers than opponent	5-3	8-5	4-4	17-12
Commits same as opponent	1-0	0-0	1-2	2-2
Commits 12 or fewer turnovers	8-2	17-9	16-13	41-24
Outscores opponent bench	12-3	15-4	12-7	39-14
1-3 point games	0-1	2-2	2-3	4-6
4-5 point games	1-1	1-1	2-2	4-4
6-10 point games	1-0	3-6	3-5	7-11
11-19 point games	5-1	9-2	5-3	19-6
20-plus point games	5-0	8-2	6-2	19-4
Scores 59 or fewer points		1-5	1-6	2-11
Scores 60-69 points	2-1	1-4	3-4	6-9
Scores 70-79 points	2-2	7-3	11-4	20-9
Scores 80 or more points	8-0	14-2	3-1	25-3
Holds opponent to 49 or fewer	1-0	0-0	2-0	3-0
Holds opponent to 50-59 points	4-0	10-1	8-1	22-2
Holds opponent to 60-69 points	4-0	6-1	5-4	15-5
Opponent scores 70-79 points	2-1	6-7	2-5	10-13
Opponent scores 80-plus points	1-2	1-4	0-5	2-11
November	6-0	5-3	5-2	16-5
December	5-2	5-1	5-1	15-4
January	1-0	4-4	5-3	10-7
February		5-3	2-6	7-9
March		4-2	1-3	5-5
Monday	1-0	1-1	1-0	3-1
Tuesday	3-1	0-2	4-4	7-7
Wednesday	1-0	9-3	3-1	13-4
Thursday		3-0	4-1	7-1
Friday	3-0	1-0	0-1	4-1
Saturday	1-2	5-2	2-5	8-9
Sunday	3-0	4-5	3-2	10-7
After a win	9-3	13-10	9-9	31-22
After a loss	2-0	9-3	7-6	18-9

2023-24 BOX SCORES

Cincinnati 69, UIC 58



Official Basketball Box Score - Final
UIC at Cincinnati
 11/06/23 Fifth Third Arena, Cincinnati
 Cincinnati vs. UIC

Game Time: 9:00 PM
 Game Duration: 1:54
 Attendance: 9,936



Officials: Rick Crawford, Steve Divine, Chris Hudson

NO.	Name	Min	FG		3P		FT		Rebounds		Fouls		TP	AS	TO	ST	Blocks			+/-
			M-A	M-A	M-A	M-A	OR	DR	OR	DR	PF	FD					BS	BS	BA	
33	Jaden Brownell	F 16:46	0-5	0-4	0-0	0	1	1	3	1	0	0	0	1	0	0	0	0	0	-8
1	Isaiah Rivera	F 24:48	3-8	1-4	1-2	0	3	3	3	1	8	1	3	1	1	1	1	1	1	-3
3	CJ Jones	G 27:41	6-13	0-2	1-1	0	2	2	1	2	13	0	4	1	0	0	0	0	-11	
4	Ethan Pickett	G 34:03	6-8	0-1	1-1	1	4	5	2	1	13	1	2	0	0	0	0	0	-3	
5	Toby Okani	G 35:46	9-16	1-2	1-3	3	8	11	2	2	20	3	1	0	0	6	0	0	-3	
0	Drew King	12:05	0-2	0-0	0-0	1	0	1	0	0	0	1	2	0	0	0	0	1	-13	
2	Steven Clay	21:51	0-2	0-0	0-0	1	6	7	2	1	4	0	1	1	0	0	0	-10		
50	Filip Skobalj	21:14	2-5	0-3	0-0	0	1	4	2	1	1	4	1	0	1	0	0	0	-2	
13	Nathan Ojukwu	03:46	0-0	0-0	0-0	0	0	0	0	0	0	0	0	0	0	0	0	0	-1	
54	Cameron Fens	02:00	0-1	0-0	0-0	0	0	0	0	0	0	0	1	0	0	0	0	0	-5	
Team							5	5			0									
Totals			26-60	2-16	4-7	6	30	36	14	9	58	7	15	4	7	2	11			

Technical Fouls: NONE

NO.	Name	Min	FG		3P		FT		Rebounds		Fouls		TP	AS	TO	ST	Blocks			+/-
			M-A	M-A	M-A	M-A	OR	DR	OR	DR	PF	FD					BS	BS	BA	
30	Viktor Lakhin	F 24:28	2-8	0-2	3-4	3	5	8	3	2	7	1	1	1	2	0	2	8	8	
33	Ody Oguama	F 20:44	3-0	0-0	0-0	1	7	8	2	0	6	1	1	1	0	0	0	9		
41	Simas Lukosius	F 23:51	2-11	1-6	0-0	1	3	4	0	2	5	2	2	0	0	0	2	4		
1	Day Day Thomas	G 26:08	6-13	1-5	2-5	0	3	3	1	3	15	3	2	3	0	1	0	12		
15	John Newman III	G 27:19	3-5	0-1	0-0	1	2	3	1	0	6	1	0	2	0	0	0	0		
0	Dan Skillings Jr.	28:05	5-12	0-2	3-4	2	6	8	0	7	13	2	0	0	0	0	2	18		
5	CJ Fredrick	25:57	4-8	3-6	0-0	2	2	2	0	0	11	1	0	2	1	0	0	3		
2	Jizzle James	13:52	3-6	0-2	0-0	1	1	2	0	0	6	1	2	1	1	0	0	-1		
10	Josh Reed	09:36	0-1	0-0	0-0	0	0	0	0	0	0	0	0	0	0	0	0	2		
Team							1	0	1											
Totals			28-67	5-25	8-13	10	29	39	9	14	69	12	9	11	2	7	11			

Technical Fouls: NONE

	UIC	CIN	Points from		Turnovers	Paint	Second Chance	Fast Breaks	Bench	Period by Period Scoring		
			1st	2nd						TOT	1st	2nd
Biggest lead	5 (1st 16:45)	16 (2nd 6:00)			2	20			4	30	28	58
Best Scoring Run	6 (2nd 9:49)	9 (1st 7:04)										
Lead Changes	5											
Times Tied	4											
Time with Lead	06:35	31:16										

Cincinnati 93, Detroit Mercy 61

Official Basketball Box Score - Final
Detroit Mercy at Cincinnati
 11/10/23 Fifth Third Arena, Cincinnati
 Cincinnati vs. Detroit Mercy

Game Time: 7:00 PM
 Game Duration: 1:52
 Attendance: 4,267

Officials: Antonio Petty, Blake Harris, John Jenkins

NO.	Name	Min	FG		3P		FT		Rebounds		Fouls		TP	AS	TO	ST	Blocks			+/-
			M-A	M-A	M-A	M-A	OR	DR	OR	DR	PF	FD					BS	BS	BA	
23	Eduardo Del Cadia	F 21:12	4-5	2-3	3-3	0	3	3	5	3	13	2	5	1	1	0	0	0	-24	
33	Oton Jankovic	F 23:13	0-3	0-2	3-4	0	3	3	5	4	3	2	3	0	1	0	0	0	-12	
7	Abdullah Olajuwon	G 20:30	1-2	0-0	0-2	2	4	6	3	1	2	1	2	1	2	0	0	-9		
8	Donovann Toatley	G 26:35	4-16	3-7	0-0	1	2	3	0	0	11	3	1	2	0	1	0	-26		
14	Jayden Stone	G 40:00	9-20	4-9	3-4	0	5	5	1	2	25	1	2	2	0	0	0	-32		
35	Marcus Tankersley	37:36	3-8	0-0	1-4	0	1	1	1	3	7	0	0	1	0	1	0	-27		
13	Tyree Davis	01:51	0-0	0-0	0-0	0	1	1	2	0	0	0	0	0	0	0	0	-6		
1	Mak Mancieli	11:00	0-1	0-1	0-0	0	1	1	1	0	0	0	1	0	0	0	0	-21		
5	Kyle LeGréar	01:46	0-0	0-0	0-0	0	0	0	0	0	0	0	0	0	0	0	0	-1		
12	Trenton Johnson	14:42	0-1	0-1	0-0	0	1	2	0	0	0	0	1	1	0	0	0	-4		
41	Tobin Schwannecke	01:35	0-0	0-0	0-0	0	0	0	0	0	0	0	0	0	0	0	0	2		
Team							1	0	1											
Totals			21-56	9-23	10-17	5	21	26	18	13	61	10	15	8	3	2	32			

Technical Fouls: NONE

NO.	Name	Min	FG		3P		FT		Rebounds		Fouls		TP	AS	TO	ST	Blocks			+/-
			M-A	M-A	M-A	M-A	OR	DR	OR	DR	PF	FD					BS	BS	BA	
30	Viktor Lakhin	F 18:16	4-7	0-1	0-0	2	3	5	1	1	8	4	2	1	1	0	0	0	24	
33	Ody Oguama	F 21:32	2-5	0-0	0-0	3	4	7	4	3	4	0	0	0	1	0	0	17		
1	Day Day Thomas	G 19:34	4-8	2-3	1-2	0	0	0	0	2	11	1	0	4	0	0	0	23		
5	CJ Fredrick	G 18:39	5-6	4-5	0-1	0	1	1	1	1	14	0	0	0	0	0	0	20		
15	John Newman III	G 20:08	4-7	3-5	2-4	2	6	8	0	3	13	3	0	0	0	1	17			
0	Dan Skillings Jr.	20:27	4-10	3-8	0-2	1	7	8	2	3	11	2	3	0	0	0	1	19		
41	Simas Lukosius	20:32	4-8	2-5	0-0	0	1	1	1	1	10	5	0	0	0	0	0	27		
2	Jizzle James	18:51	4-6	1-1	4-4	2	0	2	2	1	13	3	4	0	0	0	0	11		
10	Josh Reed	25:32	2-7	1-4	0-2	5	7	12	1	2	5	4	3	0	0	0	0	15		
11	C.J. Anthony	08:14	2-5	0-1	0-0	2	2	4	1	0	4	1	1	0	0	0	0	-4		
44	Sage Tolentino	05:05	0-2	0-1	0-0	0	1	1	1	0	0	0	0	0	0	0	0	-5		
14	Landen Long	01:35	0-0	0-0	0-0	0	0	0	0	0	0	0	0	0	0	0	0	-2		
21	Chase Kirkwood	01:35	0-0	0-0	0-0	0	0	0	0	0	0	0	0	0	0	0	0	-2		
Team							2	1	3											
Totals			35-71	16-34	7-15	19	33	52	13	18	93	23	13	5	2	3	32			

Technical Fouls: NONE

	UDM	CIN	Points from		Turnovers	Paint	Second Chance	Fast Breaks	Bench	Period by Period Scoring		
			1st	2nd						TOT	UDM	2nd
Biggest lead	0 (1st 20:00)	40 (2nd 11:17)			15	17						
Best Scoring Run	6 (1st 12:52)	12 (1st 5:36)										
Lead Changes	0											
Times Tied	0											
Time with Lead	00:00	39:46										

Cincinnati 85, Eastern Washington 73



Official Basketball Box Score - Final
Eastern Wash. at Cincinnati
 11/12/23 Fifth Third Arena, Cincinnati
 Cincinnati vs. Eastern Washington

Game Time: 12:00 PM
 Game Duration: 2:09
 Attendance: 3,063



Officials: Roger Ayers, Bert Smith, Anthony Eades

NO.	Name	Min	FG		3P		FT		Rebounds		Fouls		TP	AS	TO	ST	Blocks			+/-
			M-A	M-A	M-A	M-A	OR	DR	OR	DR	PF	FD					BS	BS	BA	
0	Cedric Coward	F 26:39	8-15	2-7	3-3	0	6	6	4	3	21	1	1	1	0	1	-7			
10	Ethan Price	F 20:15	2-5	0-3	3-4	0	4	4	5	4	7	2	1	0	2	0	10			
31	Casey Jones	F 31:02	5-12	0-2	6-8	1	1	2	3	7	16	2	1	2	0	1	-4			
13	Jake Kyman	G 24:38	2-6	1-2	0-0	0	3	3	2	0	5	3	1	0	0	0	-7			

2023-24 BOX SCORES

Cincinnati 89, Georgia Tech 54



Official Basketball Box Score - Final
Georgia Tech at Cincinnati
11/29/23 Fifth Third Arena, Cincinnati
Cincinnati vs. Georgia Tech

Game Time: 7:00 PM
Game Duration: 2:01
Attendance: 11,756



Officials: Doug Simons, Ron Groover, Clarence Armstrong

NO.	Name	Min	FG			FT			Rebounds		Fouls		TP	AS	TO	ST	Blocks		+/-
			M-A	M-A	M-A	OR	DR	TOT	PF	FD	BS	BA							
11	Baye Ndongo	24:02	3-7	0-0	2-5	3	5	8	0	4	0	8	0	7	1	3	0	-30	
12	Tyzaun Claude	10:37	1-2	0-0	0-0	0	2	2	1	0	2	0	1	0	1	0	-16		
13	Miles Kelly	25:11	3-10	0-3	6-7	1	1	2	1	4	12	1	1	1	0	2	-23		
14	Kowacie Reeves	29:03	4-6	1-2	5-5	1	2	3	0	3	14	1	1	1	3	0	-25		
24	Amaree Abram	13:15	1-6	0-0	0-0	0	4	4	2	1	2	1	1	0	0	-14			
1	Kyle Sturdivant	11:41	0-3	0-0	2-2	0	1	1	1	2	2	4	0	0	0	-17			
10	Ebenezer Dowuona	17:32	0-0	0-0	0-0	0	0	0	2	0	0	1	0	0	1	-10			
3	Dallan "Deebo" Coleman	13:17	0-2	0-2	0-0	0	1	1	2	0	0	1	1	0	0	-24			
23	Ibrahima Sacko	23:51	1-3	0-0	0-0	0	3	3	3	0	3	1	0	0	0	-14			
4	Carter Murphy	14:17	1-4	1-4	0-0	0	4	4	3	3	0	0	0	2	0	0			
2	Naithan George	15:04	3-6	2-3	0-0	0	1	1	1	1	8	0	3	0	2	-4			
35	Emmer Nichols	02:10	0-0	0-0	0-0	0	1	1	0	0	0	0	0	0	0	2			
Team																			
Totals		17:49	5-17	15-19	7	25	32	16	15	54	8	19	4	10	4	-35			

Technical Fouls:NONE

NO.	Name	Min	FG			FT			Rebounds		Fouls		TP	AS	TO	ST	Blocks		+/-
			M-A	M-A	M-A	OR	DR	TOT	PF	FD	BS	BA							
30	Viktor Lakhin	22:17	5-6	5-6	0-0	1	5	6	3	0	15	1	1	1	2	0	27		
33	Ody Oguama	17:29	1-1	0-0	4-6	2	2	4	2	3	6	1	0	2	0	0	14		
1	Day Day Thomas	22:31	4-11	1-7	0-0	0	0	0	2	2	9	4	1	2	1	2	8		
5	CJ Fredrick	19:39	3-6	3-5	2-3	0	2	2	1	1	11	1	0	0	0	1	27		
15	John Newman III	21:29	4-8	1-4	3-4	1	2	3	0	3	2	12	0	1	0	1	10		
55	Aziz Bandaogo	21:18	3-4	0-0	2-3	1	8	9	2	4	8	1	0	0	1	21			
0	Dan Skillings Jr.	20:40	2-7	0-2	2-2	1	2	3	0	1	6	1	0	1	0	23			
41	Simas Lukosius	15:56	3-5	2-3	0-0	0	1	1	1	0	8	4	2	0	0	25			
2	Jizzle James	15:19	3-6	1-3	1-2	0	1	1	1	1	8	3	1	1	0	29			
10	Josh Reed	12:05	1-3	1-2	0-0	0	1	1	0	0	3	0	0	0	1	-4			
11	C.J. Anthony	06:56	0-3	0-3	3-4	1	1	2	0	2	3	1	0	0	0	-1			
21	Chase Kirkwood	02:11	0-1	0-0	0-0	0	0	0	0	0	0	0	0	0	0	-2			
14	Landen Long	02:10	0-1	0-0	0-0	0	0	0	0	0	0	0	0	0	0	-2			
Team																			
Totals		29:62	14-35	17-24	8	26	34	15	16	89	17	6	7	4	10	35			

Technical Fouls:NONE

GTU	CIN	Points from Turnovers	Paint	Second Chance	Fast Breaks	Bench	Period by Period Scoring		
							1st	2nd	TOT
3 (1 st 17:14)	41 (2 nd 10:56)	8	20	5	14	16	37	89	
10 (2 nd 5:47)	16 (2 nd 14:02)	16	22	5	14	54			
2	3	4	19	4	19	49			
00:43	35:29	16	36	5	17	62			
						40	49	89	

Cincinnati 86, Howard 81 (OT)

Official Basketball Box Score - Final
Cincinnati at Howard
11/28/23 Burr Gymnasium, Washington
Howard vs. Cincinnati

Game Time: 4:00 PM
Game Duration: 2:20
Attendance: 1,324

Officials:

NO.	Name	Min	FG			FT			Rebounds		Fouls		TP	AS	TO	ST	Blocks		+/-
			M-A	M-A	M-A	OR	DR	TOT	PF	FD	BS	BA							
30	Viktor Lakhin	32:26	8-14	0-2	3-6	2	4	6	1	6	19	0	3	1	2	0	2		
55	Aziz Bandaogo	22:03	4-5	0-0	4-5	3	2	5	2	4	12	0	1	0	0	5			
1	Day Day Thomas	25:09	2-8	0-1	2-2	0	5	5	1	2	6	4	3	1	0	-5			
5	CJ Fredrick	21:50	0-2	0-2	0-0	1	0	1	2	0	0	2	0	0	0	0			
15	John Newman III	33:31	4-7	0-2	3-3	3	3	6	3	3	11	2	1	1	0	5			
0	Dan Skillings Jr.	31:45	6-13	0-3	4-4	4	2	6	2	3	16	2	2	2	0	8			
41	Simas Lukosius	28:11	4-9	3-7	0-0	1	2	3	1	1	11	0	0	1	0	1			
2	Jizzle James	19:51	4-9	0-1	1-1	1	3	4	1	1	9	2	0	1	1	10			
33	Ody Oguama	10:15	1-1	0-0	0-0	0	0	0	1	0	2	1	0	0	0	-1			
Team																			
Totals		33:68	3-18	17-21	17	23	40	14	20	86	13	10	7	3	1	5			

Technical Fouls:NONE

NO.	Name	Min	FG			FT			Rebounds		Fouls		TP	AS	TO	ST	Blocks		+/-
			M-A	M-A	M-A	OR	DR	TOT	PF	FD	BS	BA							
22	Shy Odom	04:57	0-0	0-0	0-0	0	0	0	0	0	0	1	2	0	0	0	-1		
31	Seth Towns	04:06	6-14	3-7	9-10	1	6	7	2	5	24	3	2	1	0	0	3		
0	Marcus Dockery	08:02	4-7	2-5	3-4	1	0	1	0	2	13	1	3	0	0	-6			
3	Islah Warfield	06:50	2-4	1-2	0-0	0	2	2	4	3	5	2	0	1	0	-2			
34	Bryce Harris	03:58	4-8	0-0	0-0	1	6	7	5	3	8	1	0	0	1	-3			
5	Jelani Williams	28:56	2-9	1-3	0-0	0	0	0	0	5	5	1	1	0	0	-4			
30	Joshua Strong	04:20	1-1	1-1	0-0	0	0	0	0	0	0	0	0	0	0	0			
23	Jordan Hairston	28:56	5-9	1-3	0-0	3	2	5	1	0	11	2	0	1	0	-3			
40	AJ Magbegor	04:15	2-3	0-0	0-0	1	0	1	2	0	4	0	0	0	0	-2			
4	Miles Stewart	14:40	4-5	0-0	0-0	0	1	1	1	1	8	0	1	1	0	1			
Team																			
Totals		30:60	9-21	12-14	8	20	28	20	14	81	15	12	5	1	3	-5			

Technical Fouls:NONE

CIN	HOW	Points from Turnovers	Paint	Second Chance	Fast Breaks	Bench	Period by Period Scoring		
							1st	2nd	TOT
7 (1 st 0:49)	6 (1 st 14:06)	12	10	5	14	34			
10 (2 nd 3:39)	12 (2 nd 10:55)	28	10	2	12	86			
5	8	12	7	4	19	45			
25:57	13:48	38	31	5	17	81			

Cincinnati 99, Florida Gulf Coast 62



Official Basketball Box Score - Final
FGCU at Cincinnati
12/03/23 Fifth Third Arena, Cincinnati
Cincinnati vs. FGCU

Game Time: 1:00 PM
Game Duration: 1:49
Attendance: 9,812



Officials: Gerry Pollard, Antonio Petty, Blake Harris

NO.	Name	Min	FG			FT			Rebounds		Fouls		TP	AS	TO	ST	Blocks		+/-
			M-A	M-A	M-A	OR	DR	TOT	PF	FD	BS	BA							
10	Zach Anderson	31:02	4-9	0-0	1-1	1	1	2	1	4	8	2	2	2	0	-20			
32	Keeshawn Kellman	27:26	11-16	0-1	1-2	5	1	6	1	2	23	1	1	0	2	-25			
1	Rahmir Barno	33:49	4-8	0-0	0-0	1	3	4	3	1	8	3	1	2	1	-23			
12	Franco Miller Jr.	23:37	0-5	0-1	0-0	0	0	0	0	1	5	2	0	0	0	-30			
23	Dallon Johnson	30:11	3-12	2-6	0-0	0	3	3	0	1	8	0	1	1	0	-26			
0	Dakota Rivers	13:35	2-2	1-1	0-0	0	2	2	1	1	5	0	1	1	0	-11			
55	Chase Johnston	24:51	4-12	2-8	0-0	0	2	2	1	0	10	2	0	0	0	-25			
4	Cyrus Largie	09:57	0-3	0-0	1-1	2	2	3	0	0	0	1	0	0	2	-20			
24	Josiah Shackelford	05:32	0-1	0-0	0-0	0	1	1	0	1	0	1	0	0	0	-5			
Team																			
Totals		28:68	5-17	1-3	9	14	23	10	11	62	14	9	6	4	4	37			

Technical Fouls:NONE

NO.	Name	Min	FG			FT				
-----	------	-----	----	--	--	----	--	--	--	--

2023-24 BOX SCORES

Cincinnati 85, Bryant 53

Dayton 82, Cincinnati 68



Official Basketball Box Score - Final
Bryant at Cincinnati
 12/12/23 Fifth Third Arena, Cincinnati
 Cincinnati vs. Bryant

Game Time: 7:00 PM
 Game Duration: 2:10
 Attendance: 9,303



Official Basketball Box Score - Final
Dayton at Cincinnati
 12/16/23 Heritage Bank Arena, Cincinnati
 2023-24 Men's Basketball

Game Time: 7:00 PM
 Game Duration: 2:04
 Attendance: 12,547

Officials: Doug Simons, Todd Austin, Chase Shaw

Officials: Ron Groover, Amy Bonner, Chance Moore

NO. Name	Min	FG		3P		FT		Rebounds		Fouls		TP	AS	TO	ST	Blocks			+/-
		M-A	M-A	M-A	M-A	OR	DR	PF	FD	BS	BA					BB			
5 Daniel Rivera	12:51	2-6	0-1	0-0	1-3	4	5	3	4	0	2	1	0	1	0	1	0	0	-4
7 Connor Withers	33:52	5-10	3-7	2-3	1	6	7	4	3	15	1	4	2	3	0	0	0	-24	
0 Earl Timberlake	32:34	6-12	0-1	0-1	2	3	5	3	2	12	4	1	1	3	2	0	0	-16	
2 Tyler Brelsford	33:01	4-9	1-3	1-2	0	2	2	0	4	10	4	0	1	0	2	0	0	-20	
3 Sheriff Gross-Bullock	34:44	3-12	2-7	1-2	0	5	5	4	4	9	1	3	1	1	3	0	0	-20	
24 Rafael Pinzon	18:06	1-8	1-2	0-0	0	2	2	5	0	3	0	1	1	0	0	0	0	-10	
20 Miles Latimer	05:48	0-4	0-3	0-0	0	1	1	0	0	0	0	0	0	0	0	0	0	-6	
25 Doug Edert	21:47	0-2	0-1	0-0	0	4	4	0	0	0	2	0	1	0	2	0	0	-33	
22 Keyshawn Mitchell	02:48	0-1	0-0	0-0	0	0	0	0	0	0	0	0	0	0	0	0	0	-7	
10 Todd Rochelle	01:32	0-1	0-0	0-0	0	0	0	0	0	0	0	0	0	0	0	0	0	-7	
21 Aaron Davis	01:32	0-1	0-1	0-0	0	1	1	1	0	0	0	1	0	0	0	0	0	-7	
15 John Shannon	01:25	0-0	0-0	0-0	0	1	1	0	0	0	0	0	0	0	0	0	0	-6	
Team					0	1	1			0									
Totals		21-66	7-27	4-9	5	28	33	22	17	53	12	12	8	7	10	0	0	-32	

Technical Fouls:Withers 2nd6:29Team 2nd1:08

NO. Name	Min	FG		3P		FT		Rebounds		Fouls		TP	AS	TO	ST	Blocks			+/-
		M-A	M-A	M-A	M-A	OR	DR	PF	FD	BS	BA					BB			
30 Viktor Lakhin	21:52	3-8	0-0	1-2	5	7	12	1	1	7	2	4	1	1	2	2	0	0	-2
55 Aziz Bandoago	23:34	2-4	0-0	8-12	3	14	17	2	7	12	1	2	0	4	0	0	0	23	
1 Day Day Thomas	18:24	3-7	1-1	1-1	0	2	2	3	1	8	1	1	1	0	3	9	0	-7	
5 CJ Fredrick	30:30	4-8	3-7	3-3	0	2	2	1	1	14	1	1	0	0	0	0	0	21	
15 John Newman III	22:52	3-8	0-2	5-6	3	3	5	3	3	11	2	1	2	1	0	0	0	14	
0 Dan Skillings Jr.	19:55	2-8	0-3	7-8	1	3	4	4	4	11	1	1	0	2	0	0	0	18	
2 Jizzle James	21:43	4-10	1-3	2-2	1	1	2	0	1	11	3	1	1	1	1	2	0	21	
33 Ody Oguama	14:48	1-3	0-0	0-0	1	5	6	2	0	2	1	1	1	0	1	0	0	14	
41 Simas Lukosius	23:32	3-5	1-1	0-1	1	4	5	1	2	7	2	3	0	0	0	0	0	26	
10 Josh Reed	01:25	0-0	0-0	2-2	0	1	1	0	0	2	1	0	0	0	0	0	0	6	
11 C.J. Anthony	01:25	0-1	0-0	0-0	0	0	0	0	0	0	0	0	0	0	0	0	0	6	
Team					1	0	1			0									
Totals		25-62	6-17	29-37	15	42	57	17	21	85	15	15	5	10	7	32	0	0	

Technical Fouls: NONE

Biggest lead	BRY		CIN		Points from Turnovers	BRY	CIN	Period by Period Scoring	
	6 (1 st 15:10)	33 (2 nd 0:28)	8	10					
Best Scoring Run	5 (1 st 18:05)	18 (2 nd 0:28)	Paint	26	36	BRY	27	26	53
Lead Changes	1		Second Chance	4	8	CIN	30	55	85
Times Tied	1		Fast Breaks	4	12				
Time with Lead	06:16	32:10	Bench	3	33				

NO. Name	Min	FG		3P		FT		Rebounds		Fouls		TP	AS	TO	ST	Blocks			+/-
		M-A	M-A	M-A	M-A	OR	DR	PF	FD	BS	BA					BB			
2 Nate Santos	37:47	2-8	0-3	5-5	3	5	8	3	3	9	0	0	0	0	0	0	0	0	10
15 DaRon Holmes II	34:38	10-17	3-5	5-7	0	7	7	3	5	28	0	0	0	0	0	0	0	5	7
0 Javon Bennett	23:59	0-4	0-3	2-2	0	1	1	0	2	2	3	2	0	0	0	0	0	0	10
6 Enoch Cheeks	21:34	1-2	0-1	2-2	0	5	5	2	1	4	2	2	1	0	0	0	0	4	
24 Kobe Elvis	30:39	6-11	1-4	14-14	1	4	5	1	8	27	3	1	0	0	0	0	0	12	
15 John Newman III	33:33	4-5	4-5	0-0	0	5	0	0	0	12	2	0	0	0	0	0	0	14	
12 Petras Padegimas	13:09	0-0	0-0	0-0	0	0	0	0	0	3	0	0	0	0	0	0	0	12	
13 Isaac Jack	04:41	0-2	0-0	0-0	1	0	1	1	0	0	0	0	0	0	0	0	0	1	
Team					1	1	2			0									
Totals		23-49	8-21	28-30	6	28	34	13	19	82	9	6	3	7	3	14	0	0	

Technical Fouls: NONE

NO. Name	Min	FG		3P		FT		Rebounds		Fouls		TP	AS	TO	ST	Blocks			+/-
		M-A	M-A	M-A	M-A	OR	DR	PF	FD	BS	BA					BB			
30 Viktor Lakhin	22:01	2-9	0-5	0-1	3	4	7	3	1	4	1	1	0	0	0	0	0	-2	
55 Aziz Bandoago	27:35	4-5	0-0	2-6	6	6	12	2	6	10	1	1	0	1	1	0	0	0	
1 Day Day Thomas	25:09	5-13	1-5	1-2	0	1	1	3	1	12	1	1	0	1	1	0	0	-7	
5 CJ Fredrick	22:27	2-6	1-4	0-0	0	0	0	0	0	5	1	1	0	0	0	0	0	-13	
15 John Newman III	22:00	1-7	0-2	2-2	2	3	5	2	2	4	2	0	2	0	2	0	0	-11	
33 Ody Oguama	06:49	1-2	0-0	0-0	1	1	2	0	0	2	0	0	0	0	0	0	0	-12	
0 Dan Skillings Jr.	23:10	3-8	0-0	1-1	3	2	5	3	1	6	2	0	0	0	0	0	0	-6	
2 Jizzle James	21:01	3-8	1-1	0-0	2	0	2	1	0	7	1	1	1	0	0	0	0	-11	
41 Simas Lukosius	22:11	5-10	3-8	1-2	0	1	1	2	1	14	2	1	0	1	0	0	0	-7	
13 Jamille Reynolds	07:38	1-5	0-0	2-2	1	1	2	0	1	4	0	0	0	0	0	0	0	1	
Team					2	2	4			0									
Totals		27-73	6-25	8-16	20	21	41	19	13	68	11	7	3	3	7	14	0	0	

Technical Fouls: NONE

Biggest lead	UD		UC		Points from Turnovers	UD	UC	Period by Period Scoring	
	18 (2 nd 9:02)	5 (1 st 19:05)	8	2					
Best Scoring Run	7 (1 st 16:03)	6 (1 st 5:09)	Paint	30	38	UD	35	47	82
Lead Changes	3		Second Chance	2	20	UC	29	39	68
Times Tied	2		Fast Breaks	10	0				
Time with Lead	34:00	04:30	Bench	12	33				

Cincinnati 65, Merrimack 49

Cincinnati 83, Stetson 75



Official Basketball Box Score - Final
Merrimack at Cincinnati
 12/19/23 Fifth Third Arena, Cincinnati
 Cincinnati vs. Merrimack

Game Time: 7:00 PM
 Game Duration: 1:57
 Attendance: 9,477



Official Basketball Box Score - Final
Stetson at Cincinnati
 12/22/23 Fifth Third Arena, Cincinnati
 Cincinnati vs. Stetson

Game Time: 7:00 PM
 Game Duration: 2:04
 Attendance: 9,762

Officials: Rick Crawford, Bart Smith, Lee Cassell

Officials: Antonio Peltz, James Broeding, Job Hartness

NO. Name	Min	FG		3P		FT		Rebounds		Fouls		TP	AS	TO	ST	Blocks			+/-
		M-A	M-A	M-A	M-A	OR	DR	PF	FD	BS	BA					BB			
2 Samba Diallo	29:20	1-4	0-2	0-0	0	4	4	1	1	2	0	4	1	0	1	0	0	-26	
11 Bryan Etumnu	17:05	2-6	1-3	0-0	1	4	5	3	0	5	0	0	1	2	1	0	0	-20	
0 Adam Clark	29:34	2-12	0-3	0-0	1	1	2	3	2	4	2	2	0	1	0	0	0	-24	
4 Jordan Derkaak	31:15	6-10	3-4	3-4	0	1	1	3	18	2	7	1	0	1	0	0	0	-18	
24 Jordan McKoy	24:40	1-4	1-4	0-0	0	1	1	3	0	3	1	1	1	0	0	0	0	-1	
1 Jaylen Stinson	19:11	2-4	1-1	0-0	0	1	1	2	0	5	0	1	1	0	0	0	0	10	
5 Devon Savage	20:48	3-6																	

2023-24 BOX SCORES

Cincinnati 76, Evansville 58

Cincinnati 71, No. 12 BYU 60



Official Basketball Box Score - Final
Evansville at Cincinnati
 12/29/23 Fifth Third Arena, Cincinnati
 Cincinnati vs. Evansville

Game Time: 7:00 PM
 Game Duration: 1:57
 Attendance: 10,977



Official Basketball Box Score - Final
Cincinnati at BYU
 01/06/24 Marriott Center, Provo
 2023-24 Men's Basketball

Game Time: 6:00 PM
 Game Duration: 2:03
 Attendance: 16,879

Officials: Gerry Pollard, Amy Bonner, Chance Moore

Officials: Tony Padilla, Darron George, Bobby Bisatt

Evansville - 58		Record: 10-3										
NO. Name	Min	FG	3P	FT	Rebounds	Fouls	TP	AS	TO	ST	Blocks	+/-
		M-A	M-A	M-A	OR DR TOT	PF FD					BS BA	
10 Yacine Toumi	F 37:25	8-13	1-2	0-1	1 8 9	2 1	17	2	3	1	2	-18
11 Joshua Hughes	F 34:46	3-7	0-1	1-3	1 6 7	1 3	7	4	2	2	3	-12
2 Antonio Thomas	G 24:57	0-4	0-0	2-2	1 0 1	1 1	2	1	2	0	0	-21
3 Cameron Haffner	G 18:19	1-5	0-2	0-1	0 1 1	3 1	2	1	0	1	0	-6
20 Kenny Strawbridge	G 32:34	5-13	1-2	3-4	0 2 2	3 3	14	2	0	1	2	-20
00 Gage Bobe	19:30	1-4	0-2	0-0	0 0 0	0 0	2	1	0	2	0	2
1 Tanner Cuff	27:15	6-12	1-3	0-0	1 3 4	2 2	13	1	3	0	1	0
22 Sekou Kalle	05:14	0-0	0-0	1-2	0 1 1	1 1	1	0	0	0	0	-6
Team					1 3 4	0						
Totals		24-58	3-12	7-13	5 24 29	13 12	58	12	11	7	8	-18

Cincinnati - 71		Record: 12-2 (1-0)										
NO. Name	Min	FG	3P	FT	Rebounds	Fouls	TP	AS	TO	ST	Blocks	+/-
		M-A	M-A	M-A	OR DR TOT	PF FD					BS BA	
30 Viktor Lakhin	F 28:51	6-11	2-3	3-6	2 5 7	0 3	17	2	3	1	0	14
41 Simas Lukosius	F 29:27	0-4	0-2	4-4	0 4 4	0 2	4	3	4	0	0	8
0 Dan Skillings Jr.	G 19:52	4-8	1-3	1-1	1 4 5	1 2	10	2	1	1	0	-3
1 Day Day Thomas	G 27:49	0-7	0-2	5-6	2 2 4	3 4	5	2	7	0	0	7
15 John Newman III	G 32:47	4-6	0-1	0-0	1 4 5	3 2	8	1	3	3	1	13
55 Aziz Bandaogo	22:17	4-5	1-1	3-4	0 1 1	11 3	12	1	0	0	1	12
33 Ody Oguama	03:14	0-2	0-0	0-0	1 1 2	1 0	0	0	0	0	0	-3
3 Jizzle James	13:07	4-7	1-2	3-3	1 2 3	2 3	12	1	0	0	0	11
10 Josh Reed	17:19	1-2	1-1	0-0	0 1 1	0 0	3	0	1	2	0	5
13 Jamille Reynolds	05:17	0-2	0-0	0-0	0 0 0	1 1	0	1	0	1	0	-9
Team					2 1 3	0						
Totals		23-54	6-15	19-24	10 35 45	14 19	71	13	19	8	2	3

BYU - 60		Record: 12-2 (0-1)										
NO. Name	Min	FG	3P	FT	Rebounds	Fouls	TP	AS	TO	ST	Blocks	+/-
		M-A	M-A	M-A	OR DR TOT	PF FD					BS BA	
0 Noah Waterman	F 29:13	3-12	1-9	0-0	2 6 8	1 1	7	1	1	0	0	-9
50 Aly Khalifa	C 18:11	0-1	0-1	0-0	0 4 4	1 0	0	6	3	2	1	-1
20 Spencer Johnson	G 23:26	3-9	0-3	0-0	0 3 3	1 3	6	2	0	2	0	1
21 Trevin Knell	G 29:29	9-16	9-14	0-2	3 1 4	1 2	27	1	2	1	0	-3
30 Dallin Hall	G 32:54	3-13	2-12	2-3	1 3 4	4 3	10	3	2	1	0	-4
2 Jaxson Robinson	27:05	2-7	1-5	0-0	0 2 2	2 1	5	1	1	1	0	-19
45 Fousseyni Traore	08:24	0-1	0-0	1-2	1 1 2	2 1	1	1	2	1	0	-4
15 Richie Saunders	13:03	1-5	0-2	0-1	2 2 4	2 2	1	2	0	0	1	0
1 Trey Stewart	04:23	0-0	0-0	0-0	0 0 0	2 0	0	1	4	0	0	-3
4 Atiki Ally Atiki	11:09	0-0	0-0	2-2	1 0 1	3 2	2	0	2	1	1	-3
25 Dawson Baker	02:43	0-0	0-0	0-0	0 0 0	0 0	0	0	1	0	0	-4
Team					1 3 4	0						
Totals		21-64	13-46	5-10	11 25 36	19 14	60	16	18	10	3	2

Cincinnati - 76		Record: 11-2										
NO. Name	Min	FG	3P	FT	Rebounds	Fouls	TP	AS	TO	ST	Blocks	+/-
		M-A	M-A	M-A	OR DR TOT	PF FD					BS BA	
13 Jamille Reynolds	F 17:54	2-6	0-1	0-0	0 6 6	1 0	4	0	0	1	1	7
30 Viktor Lakhin	F 29:49	5-13	3-8	1-2	2 7 9	2 2	11	4	1	0	2	10
41 Simas Lukosius	F 28:43	5-9	0-3	1	5 6 1	1 1	15	3	3	1	0	24
1 Day Day Thomas	G 30:24	2-10	1-4	5-6	1 5 6	0 6	10	7	2	4	2	13
30 John Newman III	G 30:31	6-8	2-3	2-2	1 1 2	1 1	16	3	2	0	2	0
0 Dan Skillings Jr.	24:50	4-12	1-4	1-2	3 2 5	1 1	10	1	2	1	0	2
2 Jizzle James	15:03	1-6	1-3	1-2	1 0 1	1 1	4	2	1	0	0	-1
10 Josh Reed	17:20	2-3	2-3	0-0	1 3 4	4 0	6	2	0	0	1	25
33 Ody Oguama	05:27	0-2	0-0	0-0	2 1 3	1 1	0	0	0	0	0	-6
Team					6 1 7	0						
Totals		27-69	12-29	10-15	18 31 49	12 13	76	22	12	7	8	18

Shooting By Period	
1st FG%	13-36 36.1%
3PT%	4-12 33.3%
FT%	2-4 50%
2nd FG%	14-33 42.4%
3PT%	8-17 47.1%
FT%	8-11 72.7%
GM FG%	27-69 39.1%
GM 3PT%	12-29 41.4%
FT%	10-15 66.7%

Shooting By Period	
1st FG%	7-25 28.0%
3PT%	2-6 33.3%
FT%	8-9 88.9%
2nd FG%	16-29 55.2%
3PT%	4-9 44.4%
FT%	11-15 73.3%
GM FG%	23-54 42.6%
3PT%	6-15 40.0%
FT%	19-24 79.2%

Points from		EVA		CIN	
Turnovers	13	12			
Paint	28	26			
Second Chance	6	17			
Fast Breaks	0	5			
Bench	16	20			

Points from		CIN		BYU	
Turnovers	17	19			
Paint	30	12			
Second Chance	14	5			
Fast Breaks	13	16			
Bench	27	10			

No. 25 Texas 74, Cincinnati 73



Official Basketball Box Score - Final
Texas at Cincinnati
 01/09/24 Fifth Third Arena, Cincinnati
 Cincinnati vs. Texas

Game Time: 7:00 PM
 Game Duration: 1:58
 Attendance: 11,014

Officials: James Breeding, Antrio Petty, Terry Oglesby

Texas - 74		Record: 12-3 (1-1)										
NO. Name	Min	FG	3P	FT	Rebounds	Fouls	TP	AS	TO	ST	Blocks	+/-
		M-A	M-A	M-A	OR DR TOT	PF FD					BS BA	
1 Dylan Disu	F 33:50	13-23	4-10	3-4	0 6 6	4 2	33	1	4	4	2	1 5
23 Dillon Mitchell	F 36:35	4-6	0-1	2-2	0 4 4	2 1	10	1	1	0	0	-4
30 Brock Cunningham	F 20:54	0-1	0-1	2-2	2 3 5	2 1	2	4	0	0	0	-7
3 Max Abmas	G 35:10	6-14	3-7	0-0	0 3 3	3 3	15	5	2	1	0	1-4
4 Tyrese Hunter	G 31:01	4-9	0-1	2-2	0 1 1	2 2	10	3	3	1	0	2 1
9 Ithiel Horton	13:15	0-1	0-0	0-0	0 2 2	2 0	0	1	0	0	0	5
21 Ze'rik Onyema	15:14	2-3	0-0	0-0	3 2 5	2 1	4	0	1	1	1	2
2 Chendall Weaver	14:01	0-0	0-0	0-0	0 0 0	2 0	0	0	0	1	0	7
Team					0 2 2	0						
Totals		29-57	7-20	9-10	5 23 28	19 10	74	15	11	8	3	5 1

Shooting By Period	
1st FG%	17-33 51.5%
3PT%	4-11 36.4%
FT%	3-4 75%
2nd FG%	12-24 50.0%
3PT%	3-9 33.3%
FT%	6-6 100%
GM FG%	29-57 50.9%
3PT%	7-20 35.0%
FT%	9-10 90.0%

Cincinnati - 73		Record: 12-3 (1-1)										
NO. Name	Min	FG	3P	FT	Rebounds	Fouls	TP	AS	TO	ST	Blocks	+/-
		M-A	M-A	M-A	OR DR TOT	PF FD					BS BA	
30 Viktor Lakhin	F 27:26	7-12	1-3	2-5	0 4 4	0 6	17	3	1	2	2	0 -8
41 Simas Lukosius	F 28:37	7-10	3-6	2-2	0 2 2	0 1	19	4	3	0	0	0
55 Aziz Bandaogo	C 15:35	0-3	0-0	0-1	2 3 5	2 3	0	2	0	1	0	-10
1 Day Day Thomas	G 25:21	1-7	0-0	0-0	1 2 3	1 1	2	3	1	0	0	-4
15 John Newman III	G 29:32	1-6	1-2	2-3	2 4 6	2 4	5	2	4	2	0	1 15
0 Dan Skillings Jr.	21:35	3-8	0-3	1-1	0 3 3	1 2	7	0	2	0	0	-3
2 Jizzle James	14:39	2-5	0-0	0-0	1 0 1	2 0	4	2	2	1	1	3
10 Josh Reed	17:14	2-3	2-2	0-0	0 2 2	0 0	6	1	0	0	0	-5
33 Ody Oguama	02:23	1-1	0-0	0-0	0 0 0	0 0	2	0	0	0	0	-6
13 Jamille Reynolds	17:38	5-6	0-1	1-3	1 2 3	2 2	11	0	1	0	2	13
Team					4 1 5	0						
Totals		29-61	7-17	8-15	11 23 34	10 19	73	17	15	6	5	3 -1

Shooting By Period	
1st FG%	14-30 46.7%

SINGLE-GAME TEAM RECORDS

HIGHS

Points

127	v. North Texas State	1957-58
123	v. St. Joseph's (Pa.)	1959-60
	v. North Texas State	1959-60
122	v. St. Joseph's (Ind.)	1976-77
120	v. Kent State	1976-77

Points (Two Teams)

232	UC 119, Morehead St. 113	1957-58
-----	--------------------------	---------

Points (One Half)

69	v. North Texas State	1957-58
68	v. DePaul	1997-98

Field Goals Made

55	v. St. Joseph's (Ind.)	1975-76
	v. Wright State	1976-77
51	v. Northeast Illinois	1973-74
50	v. multiple opponents	

Field Goals Attempted

132	v. Cedarville	1949-50
113	v. Cedarville	1950-51
	v. Western Reserve	1951-52
112	v. Wilmington	1951-52
109	v. Western Reserve	1952-53

Field Goal Percentage

.672	v. E. Michigan (41-61)	1996-97
.667	v. St. Francis (Pa.) (32-48)	1990-91
.655	v. Austin Peay (38-58)	1992-93
.647	v. Central Florida (33-51)	2014-15
.647	v. F. Dickinson (44-68)	2016-17
.643	v. Memphis (27-42)	1986-87
	v. Kent State (36-56)	1990-91

3-Point Field Goals Made

24	v. Oakland	1998-99
18	v. Louisiana-Monroe	2001-02
17	v. Tulane	2/7/23
17	v. Arizona	11/20/22
17	v. Wofford	2006-07
16	vs. Detroit Mercy	11/10/23
16	v. Tulsa	1/20/22
16	v. Memphis	1/9/22
16	v. Chicago State	2011-12
15	v. Tulsa	2017-18

3-Point Field Goals Attempted

48	v. Tulane	2/7/23
48	v. Oakland	1998-99
39	v. Savannah State	2017-18
36	v. Tulsa	2/12/22
	v. Eastern Kentucky	2008-09
	v. Temple	1993-94
	v. Coppin State	2001-02
35	v. Georgia Tech	11/22/23
	v. Chicago State	2011-12
34	v. Louisiana-Monroe	2001-02
	v. Chicago State	2013-14
	v. USF	2016-17
	v. Arizona	11/20/22
	v. Detroit Mercy	12/21/22
	v. Detroit Mercy	11/10/23
33	v. Memphis	2019-20
	v. Houston	2020-21

3-Point Field Goal Percentage (min: 5 made)

.833	v. Regis (5-6)	1986-87
------	----------------	---------

.750	v. Central Florida (6-8)	2014-15
.741	v. Duke (5-7)	1998-99
.682	v. Tulsa (15-22)	2017-18
.667	v. Massachusetts (8-12)	1992-93
.643	v. Temple (9-14)	2014-15
.636	v. Stony Brook (7-11)	2014-15
.632	v. Vermont (12-19)	2019-20

Free Throws Made

42	v. Louisville	2002-03
41	v. Arkansas-Pine Bluff	2015-16
38	v. UAB	1997-98
38	at UConn (AAC)	2016-17
37	v. North Texas State	1957-58
36	v. Bradley	1956-57

Free Throws Attempted

59	v. Arkansas-Pine Bluff	2015-16
58	v. Louisville	2002-03
55	v. UAB	1997-98
55	v. Bowling Green	2019-20
51	v. North Texas State	1957-58
49	v. Miami (OH)	1952-53
	v. Miami (OH)	1956-57
	v. Arkansas	1995-96

Free Throw Percent (min. 10 made)

1.000	v. Loyola (Ill.) (12-12)	1986-87
	v. Saint Louis (8-8)	1992-93
	v. Temple (17-17)	1995-96
	v. Louisville (18-18)	2005-06

Rebounds

84	v. Union	1954-55
82	v. Kent State	1952-53
80	v. Tennessee	1955-56
	v. North Texas State	1957-58

Rebound Margin

+48	v. Chicago State	2013-14
+45	v. Tennessee	1955-56
+43	v. Union	1954-55
+40	v. Case Western Reserve	1952-53
	v. North Texas State	1957-58

Assists

41	v. St. Joseph's (Ind.)	1975-76
32	v. Robert Morris	2015-16
29	v. Fairleigh Dickinson	2016-17
28	v. Pacific	1958-59
27	(last vs. Toledo, 2009-10)	

Steals

23	v. Ark.-Little Rock	2012-13
20	v. Tulane	1978-79
	v. Howard	1996-97
19	v. Akron	1976-77
	v. Arkansas-Pine Bluff	2015-16
18	v. Bowling Green	1989-90
	v. Wyoming	1995-96

Blocked Shots

18	v. Marquette	2005-06
15	v. Iowa State	1999-00
14	v. DePaul	1997-98
13	v. Memphis	1999-00
	v. Miami (Ohio)	2004-05

Turnovers

31	v. Cleveland State	1973-74
29	v. Pittsburgh	1978-79
	v. Tulane	1978-79
	v. Xavier	1997-98
	v. Central Michigan	2006-07

Personal Fouls

39	v. William & Mary	1951-52
38	v. Morehead State	1955-56
	v. Louisville	1985-86
37	v. Miami (Ohio)	1951-52

Disqualifications

5	v. William & Mary	1950-51
	v. St. Bonaventure	1950-51

Overtime Periods

7	v. Bradley	1981-82
	(75-73 UC win), NCAA Record	

Fewest Points Scored

11	v. Kentucky	1983-84
31	v. Louisville	1980-81
37	v. Louisville	1983-84
38	v. Georgia Tech	1977-88

Fewest Field Goals Made

5	v. Kentucky	1983-84
12	v. Memphis	2008-09
	v. LaSalle	1948-49
13	v. Saint Louis	1960-61
	v. Connecticut	2013-14

Fewest Field Goals Attempted

12	v. Kentucky	1983-84
----	-------------	---------

Lowest Field Goal Percentage

.156	v. LaSalle (12-77)	1948-49
.207	v. Butler (17-82)	1948-49
.215	v. Butler (17-79)	1948-49
.222	v. Duquesne (14-63)	1951-52
.243	v. Miami (Ohio) (17-71)	1948-49

Fewest 3-Point Field Goals Made

0	(last vs. Tulane, 2014-15)	
---	----------------------------	--

Fewest 3-Point Field Goals Att.

2	v. South Carolina	1988-89
	v. Morehead State	1986-87

Lowest 3-Point FG Percentage

.000	v. multiple opponents	
------	-----------------------	--

Fewest Free Throws Made

0	v. Georgia Tech	1977-78
1	v. VCU	1978-79
	v. Kentucky	1983-84
	v. Pittsburgh	2013-14

Fewest Free Throws Attempted

0	v. Georgia Tech	1977-78
2	v. Louisville	2008-09
	v. Kentucky	1983-84
	v. Tulane	1982-83
3	v. Brown	1973-74
	v. Pittsburgh	2013-14

Lowest Free Throw Percentage

.143	v. Louisville (1-7)	2011-12
.222	v. UNC Wilmington (2-9)	2000-01
.240	v. Tulsa (6-25)	1968-69
.286	v. Toledo (4-14)	1951-52
.300	v. Tulsa (3-10)	1966-67
	v. East Carolina (3-10)	2001-02

Fewest Rebounds

9	v. Kentucky	1983-84
13	v. Georgia Tech	1977-78

15	v. Louisville	1980-81
----	---------------	---------

Fewest Assists

1	v. Xavier	1968-69
2	v. multiple opponents	

Fewest Steals

0	v. multiple opponents	
---	-----------------------	--

Fewest Blocked Shots

0	v. multiple opponents	
---	-----------------------	--

Fewest Turnovers


3	v. Ohio State	1960-61
	v. Louisville	1984-85
	v. Boston University	2001-02
	v. Villanova	2011-12
	v. Memphis	2013-14
	v. Texas Southern	2016-17
	v. Memphis	2017-18
4	v. Virginia Tech	1982-83
	v. Charlotte	2000-01
	v. Middle Tennessee	2003-04
	v. Georgetown	2005-06
	at Houston	2018-19
	v. Detroit Mercy	12/21/22
	at South Florida	1/18/23

Fewest Personal Fouls

5	v. Chaminade	11/7/22
	v. Southern Miss	1985-86
	v. VCU	2014-15

7 v. multiple opponents

Fewest Records begin with 1946-47



Leonard Stokes scored 31 points while Cincinnati set a school record, making 42 free throws in a 101-80 win over Louisville on Feb. 21, 2003.

SINGLE-GAME INDIVIDUAL RECORDS

Minutes Played

73	Bobby Austin v. Bradley	1981-82
64	Dwight Jones v. Bradley	1981-82
63	Junior Johnson v. Bradley	1981-82
	Mike Williams v. Bradley	1981-82
60	David Kennedy v. Memphis	1980-81
56	Troy Caupain vs. UConn	2015-16

Points

62	O. Robertson v. North Texas	1959-60
56	O. v. Seton Hall	1957-58
	O. Robertson v. Arkansas	1957-58
50	O. Robertson v. St. Louis	1957-58
	O. Robertson v. Wich. State	1957-58
	O. Robertson v. Iowa	1959-60

Field Goals Made

23	O. Robertson v. N. Texas St.	1959-60
22	O. Robertson v. Seton Hall	1957-58
21	O. Robertson v. Arkansas	1957-58
19	Larry Imburgia v. Cedarville	1950-51
	O. Robertson v. Kansas	1959-60

Field Goals Attempted

36	O. Robertson v. Arkansas	1957-58
34	O. Robertson v. Miami (Ohio)	1958-59
33	Jack Twyman v. WKU	1954-55
	O. Robertson v. Iowa	1959-60
32	Jack Twyman v. Ball State	1954-55
	O. Robertson v. Seton Hall	1957-58
	O. Robertson v. Bradley	1959-60
	O. Robertson v. Wichita State	1959-60
	LaZelle Durden v. Wyoming	1994-95

Field Goal Percentage (min. 10 made)

.933	Danny Fortson v. E. Mich. (14-15)	1996-97
.923	George Wilson v. Ohio (12-13)	1962-63
.917	Kenyon Martin v. UNLV (11-12)	1998-99
.909	Erik Martin v. SEMO (10-11)	1992-93
	Eric Hicks v. DePaul (10-11)	2004-05

3-Point Field Goals Made

10	Melvin Levett v. E. Kentucky	1997-98
9	Landers Nolley II vs. Arizona	1/21/22
	LaZelle Durden v. Memphis	1993-94
	Deonta Vaughn v. Wofford	2006-07
	Deonta Vaughn v. C. Carolina	2007-08
8	Nick Van Exel v. Temple	1992-93
	LaZelle Durden v. Temple	1993-94
	LaZelle Durden v. Austin Peay	1993-94
	LaZelle Durden v. Chgo State	1993-94
	LaZelle Durden v. Saint Louis	1993-94
	LaZelle Durden v. Dayton	1993-94
	Melvin Levett v. Oakland	1998-99
	Steve Logan v. Oakland	1998-99
	Field Williams v. Coppin State	2003-04
	Tony Bobbitt v. USF	2003-04
	Deonta Vaughn v. UConn	2007-08
	Sean Kilpatrick v. N.C. A&T	2012-13

3-Point Field Goals Attempted

20	LaZelle Durden v. Wyoming	1994-95
17	LaZelle Durden v. Temple	1993-94
	LaZelle Durden v. Dayton	1993-94
	Deonta Vaughn v. Wofford	2006-07
16	Darnell Burton v. Miss. State	1995-96
	Melvin Levett v. Oakland	1998-99
	Deonta Vaughn v. USF	2006-07

3-Point Field Goal Percentage (min. 5 made)

1.000	Field Williams v. Louisville (5-5)	2001-02
1.000	Marcus Sikes v. G'town (5-5)	2006-07
1.000	Sean Kilpatrick v. Wright State (5-5)	2010-11
1.000	Justin Jenifer v. SMU (5-5)	2018-19
.833	Darnell Burton v. Xavier (5-6)	1995-96
.800	Field Williams v. Cop. State (8-10)	2003-04

Free Throws Made

22	O. Robertson v. North Texas St.	1958-59
----	---------------------------------	---------

20	O. Robertson v. Wichita St.	1957-58
19	Deonta Vaughn v. Notre Dame	2008-09
	O. Robertson v. St. Bonaventure	1959-60
18	O. Robertson v. Drake	1959-60
	Bobby Brannen v. Minnesota	1997-98

Free Throws Attempted

25	O. Robertson v. North Texas St.	1958-59
	O. Robertson v. St. Bonaventure	1959-60
22	Deonta Vaughn v. N.Dame	2008-09
	O. Robertson v. Miami (Ohio)	1957-58
	Jarron Cumberland v. Temple	2019-20
21	O. Robertson v. Wichita St.	1957-58
	Chris McNeal v. BGSU	2019-20
20	O. Robertson v. New York	1958-59
	O. Robertson v. Drake	1959-60
	Bobby Brannen v. Minnesota	1997-98
	Jason Maxiell v. Valparaiso	2003-04

Free Throw Percentage (min. 10 made)

Sean Kilpatrick v. IA State (16-16)	2012-13
O. Robertson v. Xavier (14-14)	1957-58
Bobby Brannen v. So. Miss. (14-14)	1997-98
O. Robertson v. Seton Hall (12-12)	1957-58
Steve Logan v. IA State (12-12)	1999-00
David DelJulius v. Houston (12-12)	2021-22
Steve Logan v. USF (11-11)	2000-01
Sean Kilpatrick v. L'ville (11-11)	2013-14
Junior Johnson v. Xavier (10-10)	1982-83
Bobby Brannen v. Morehead St. (10-10)	1997-98
Steve Logan v. W. Forest (10-10)	2001-02
Eric Hicks v. Louisville (10-10)	2005-06
Yancy Gates v. G'town (10-10)	2010-11

Rebounds

33	Connie Dierking v. Loyola (La.)	1956-57
31	Connie Dierking v. North Texas	1957-58
30	Jack Twyman v. Miami (Ohio)	1954-55
	Connie Dierking v. GW	1955-56

Assists

16	Steve Logan v. Coppin State	2001-02
15	Eddie Lee v. Seton Hall	1978-79
13	O. Robertson v. K-State	1958-59
12	O. Robertson v. Pacific	1958-59
	O. Robertson v. DePaul	1959-60
	Dean Foster v. Wichita State	1965-66
	Eddie Lee v. West Virginia	1978-79
	Eddie Lee v. Florida State	1978-79
	Eddie Lee v. North Carolina	1979-80
	Elnarado Givens v. S. Florida	1987-88
	David DelJulius v. SMU	2020-21
	David DelJulius v. ECU	1/11/23

Steals

8	Dick Dallmer v. Xavier	1948-49
	Tony Bobbitt v. Coppin State	2003-04
7	Michael Horton v. Louisville	1997-98
	Cashmere Wright v. Villanova	2011-12
6	Brian Williams v. Kent State	1976-77
	Brian Williams v. St. Joe's (Ind.)	1976-77
	Eddie Lee v. Rutgers	1976-77
	Bobby Austin v. Tulane	1978-79
	Kenneth Henry v. ECU	1985-86
	Ronnie Ellison v. NKU	1987-88
	Ronnie Ellison v. VA Tech	1987-88
	Allen Jackson v. Saint Louis	1991-92
	Terry Nelson v. GA Southern	1992-93
	Erik Martin v. Xavier	1992-93
	Charles Williams v. Howard	1996-97
	Kenyon Martin v. Nicholls State	1998-99
	Deonta Vaughn v. NC State	2006-07
	Cashmere Wright v. Villanova	2011-12
	Sean Kilpatrick v. Ark.-Pine Bluff	2011-12

Blocked Shots

10	Rick Roberson v. Bradley	1966-67
	Jim Ard v. Miami (Ohio)	1968-69
	Kenyon Martin v. DePaul	1997-98
	Kenyon Martin v. Memphis	1999-00
	Eric Hicks v. Marquette	2005-06
8	George Wilson v. Dayton	1963-64

Kenyon Martin v. Louisville	1997-98
Eric Hicks v. Xavier	2003-04
Jason Maxiell v. Houston	2004-05
Viktor Lakhin v. SMU	1/14/23

Turnovers

11	Dean Foster v. Wichita State	1965-66
10	Derrek Dickey v. Louisville	1971-72
	Dwight Jones v. Augustana	1979-80

TRIPLE DOUBLES

Oscar Robertson v. Pacific (39 points, 23 rebounds, 10 assists)	Dec. 17, 1958
Oscar Robertson v. Miami (Ohio) (43 points, 21 rebounds, 10 assists)	Feb. 17, 1959
Oscar Robertson v. Wichita State (34 points, 14 rebounds, 11 assists)	Feb. 21, 1959
Oscar Robertson v. Kansas State (24 points, 17 rebounds, 13 assists)	Mar. 14, 1959
Oscar Robertson v. Louisville (39 points, 17 rebounds, 10 assists)	Mar. 21, 1959
Oscar Robertson v. Indiana State (45 points, 23 rebounds, 10 assists)	Dec. 1, 1959
Oscar Robertson v. Bradley (42 points, 22 rebounds, 10 assists)	Dec. 22, 1959
Oscar Robertson v. N. Texas State (16 points, 11 rebounds, 11 assists)	Feb. 8, 1960
Oscar Robertson v. California (18 points, 10 rebounds, 10 assists)	Mar. 18, 1960
Oscar Robertson v. New York (32 points, 14 rebounds, 11 assists)	Mar. 19, 1960
Rick Roberson v. Bradley (16 points, 10 rebounds, 10 blocks)	Jan. 17, 1967
Kenyon Martin v. DePaul (24 points, 23 rebounds, 10 blocks)	Feb. 21, 1997
Kenyon Martin v. Memphis (28 points, 13 rebounds, 10 blocks)	Jan. 19, 2000
Kenny Satterfield v. Tulane (12 points, 11 rebounds, 10 assists)	Jan. 29, 2001
Eric Hicks v. Marquette (22 points, 12 rebounds, 10 blocks)	Jan. 7, 2006

Triple Double Leaders

Oscar Robertson	10
Kenyon Martin	2
Eric Hicks	1
Rick Roberson	1
Kenny Satterfield	1



2023-24 Cincinnati Men's Basketball Combined Team Statistics All games

Game Records

Record	Overall	Home	Away	Neutral
ALL GAMES	12-3	10-1	2-1	0-1
CONFERENCE	1-1	0-1	1-0	0-0
NON-CONFERENCE	11-2	10-0	1-1	0-1

Score by Periods

Team	1st	2nd	OT	TOT
Cincinnati	552	647	12	1211
Opponents	464	519	7	990

Team Box Score

No.	Player				Total		3-Point		F-Throw		Rebounds											
		GP-GS	MIN	AVG	FG-FGA	FG%	3FG-3FGA	3FG%	FT-FTA	FT%	OFF	DEF	TOT	AVG	PF	DQ	A	TO	BLK	STL	PTS	AVG
30	LAKHIN, Viktor	15-15	392:14	26.1	87-161	.540	13-39	.333	24-44	.545	47	75	122	8.1	25	0	35	22	15	11	211	14.1
0	SKILLINGS JR., Dan	15-1	349:12	23.3	60-144	.417	13-48	.271	30-42	.714	34	60	94	6.3	21	0	21	19	8	7	163	10.9
1	THOMAS, Day Day	15-15	361:17	24.1	55-139	.396	13-48	.271	32-41	.780	7	32	39	2.6	29	1	45	29	4	24	155	10.3
41	LUKOSIUS, Simas	13-5	325:29	25.0	44-100	.440	25-61	.410	11-14	.786	5	33	38	2.9	9	0	43	24	1	2	124	9.5
15	NEWMAN III, John	15-15	412:59	27.5	49-100	.490	11-32	.344	25-33	.758	22	55	77	5.1	32	0	28	23	5	23	134	8.9
2	JAMES, Jizzle	15-0	262:12	17.5	46-107	.430	10-28	.357	25-31	.806	11	20	31	2.1	17	0	35	17	6	8	127	8.5
55	BANDAOGO, Aziz	8-6	181:42	22.7	23-36	.639	1-1	1.000	20-33	.606	17	53	70	8.8	17	0	8	5	11	4	67	8.4
5	FREDRICK, CJ	11-10	267:55	24.4	27-65	.415	22-50	.440	7-10	.700	4	10	14	1.3	16	0	19	4	1	3	83	7.5
13	REYNOLDS, Jamille	6-1	82:36	13.8	16-35	.457	1-3	.333	7-12	.583	10	16	26	4.3	8	0	3	7	3	2	40	6.7
33	OGUAMA, Ody	15-7	200:41	13.4	22-44	.500	1-2	.500	10-19	.526	17	32	49	3.3	25	0	5	6	10	5	55	3.7
11	ANTHONY, C.J.	5-0	22:50	4.6	4-13	.308	2-8	.250	5-6	.833	3	4	7	1.4	1	0	2	1	0	1	15	3.0
10	REED, Josh	13-0	145:22	11.2	13-30	.433	9-19	.474	2-4	.500	9	23	32	2.5	9	0	10	5	1	3	37	2.8
44	TOLENTINO, Sage	2-0	08:16	4.1	0-2	.000	0-1	.000	0-0	.000	0	1	1	0.5	1	0	0	0	0	0	0	0.0
14	LONG, Landen	3-0	06:07	2.0	0-1	.000	0-0	.000	0-0	.000	0	0	0	0.0	0	0	0	0	0	0	0	0.0
21	KIRKWOOD, Chase	3-0	06:08	2.0	0-1	.000	0-0	.000	0-0	.000	0	0	0	0.0	0	0	0	1	0	0	0	0.0
Team											31	18	49					6				
Total		15	3025		446-978	.456	121-340	.356	198-289	.685	217	432	649	43.3	210	1	254	169	65	93	1211	80.7
Opponents		15	3025		358-880	.407	103-332	.310	171-229	.747	106	351	457	30.5	253	8	184	179	64	91	990	66.0

Team Statistics

	UC	OPP
Scoring	1211	990
Points per game	80.7	66.0
Scoring margin	+14.7	-
Field goals-att	446-978	358-880
Field goal pct	.456	.407
3 point fg-att	121-340	103-332
3-point FG pct	.356	.310
3-pt FG made per game	8.1	6.9
Free throws-att	198-289	171-229
Free throw pct	.685	.747
F-Throws made per game	13.2	11.4
Rebounds	649	457
Rebounds per game	43.3	30.5
Rebounding margin	+12.8	-
Assists	254	184
Assists per game	16.9	12.3
Turnovers	169	179
Turnovers per game	11.3	11.9
Turnover margin	+0.7	-
Assist/turnover ratio	1.5	1.0
Steals	93	91
Steals per game	6.2	6.1
Blocks	65	64
Blocks per game	4.3	4.3
Winning streak	0	-
Home win streak	0	-
Attendance	99385	28927
Home games-Avg/Game	11-9035	3-9642
Neutral site-Avg/Game	-	1-12547

Team Results

Date	Opponent		Score	Att.
11/06/2023	UIC	W	69-58	9936
11/10/2023	Detroit Mercy	W	93-61	4267
11/12/2023	Eastern Wash.	W	85-73	3063
11/19/2023	Northern Ky.	W	90-66	10018
11/22/2023	Georgia Tech	W	89-54	11756
11/28/2023	at Howard	Wot	86-81	1324
12/03/2023	FGCU	W	99-62	9812
12/09/2023	at Xavier	L	79-84	10724
12/12/2023	Bryant	W	85-53	9303
12/16/2023	vs Dayton	L	68-82	12547
12/19/2023	Merrimack	W	65-49	9477
12/22/2023	Stetson	W	83-75	9762
12/29/2023	Evansville	W	76-58	10977
01/06/2024	at BYU	W	71-60	16879
01/09/2024	Texas	L	73-74	11014



**2023-24 Cincinnati Men's Basketball
Combined Team Statistics
In Conference games**

Game Records

Record	Overall	Home	Away	Neutral
ALL GAMES	1-1	0-1	1-0	0-0
CONFERENCE	1-1	0-1	1-0	0-0
NON-CONFERENCE	0-0	0-0	0-0	0-0

Score by Periods

Team	1st	2nd	OT	TOT
Cincinnati	63	81	0	144
Opponents	72	62	0	134

Team Box Score

No.	Player	Total			3-Point		F-Throw		Rebounds				Other									
		GP-GS	MIN	AVG	FG-FGA	FG%	3FG-3FGA	3FG%	FT-FTA	FT%	OFF	DEF	TOT	AVG	PF	DQ	A	TO	BLK	STL	PTS	AVG
30	LAKHIN, Viktor	2-2	56:17	28.1	13-23	.565	3-6	.500	5-11	.455	2	9	11	5.5	0	0	5	4	2	3	34	17.0
41	LUKOSIUS, Simas	2-2	58:04	29.0	7-14	.500	3-8	.375	6-6	1.000	0	6	6	3.0	0	0	7	7	0	0	23	11.5
0	SKILLINGS JR., Dan	2-1	41:27	20.7	7-16	.438	1-6	.167	2-2	1.000	1	7	8	4.0	2	0	2	3	0	1	17	8.5
2	JAMES, Jizzle	2-0	27:46	13.9	6-12	.500	1-2	.500	3-3	1.000	2	2	4	2.0	4	0	3	2	1	1	16	8.0
15	NEWMAN III, John	2-2	62:19	31.2	5-12	.417	1-3	.333	2-3	.667	3	8	11	5.5	5	0	3	7	1	5	13	6.5
55	BANDAOGO, Aziz	2-1	37:52	18.9	4-8	.500	1-1	1.000	3-5	.600	2	14	16	8.0	5	0	3	0	1	1	12	6.0
13	REYNOLDS, Jamille	2-0	22:55	11.5	5-8	.625	0-1	.000	1-3	.333	1	2	3	1.5	3	0	1	1	2	1	11	5.5
10	REED, Josh	2-0	34:33	17.3	3-5	.600	3-3	1.000	0-0	.000	0	3	3	1.5	0	0	1	1	0	2	9	4.5
1	THOMAS, Day Day	2-2	53:10	26.6	1-14	.071	0-2	.000	5-6	.833	3	4	7	3.5	4	0	5	8	0	0	7	3.5
33	OGUAMA, Ody	2-0	05:37	2.8	1-3	.333	0-0	.000	0-0	.000	1	1	2	1.0	1	0	0	0	0	0	2	1.0
Team											6	2	8					1				
Total		2	400		52-115	.452	13-32	.406	27-39	.692	21	58	79	39.5	24	0	30	34	7	14	144	72.0
Opponents		2	400		50-121	.413	20-66	.303	14-20	.700	16	48	64	32.0	38	0	31	29	6	18	134	67.0

Team Statistics

	UC	OPP
Scoring	144	134
Points per game	72.0	67.0
Scoring margin	+5.0	-
Field goals-att	52-115	50-121
Field goal pct	.452	.413
3 point fg-att	13-32	20-66
3-point FG pct	.406	.303
3-pt FG made per game	6.5	10.0
Free throws-att	27-39	14-20
Free throw pct	.692	.700
F-Throws made per game	13.5	7.0
Rebounds	79	64
Rebounds per game	39.5	32.0
Rebounding margin	+7.5	-
Assists	30	31
Assists per game	15.0	15.5
Turnovers	34	29
Turnovers per game	17.0	14.5
Turnover margin	-2.5	-
Assist/turnover ratio	0.9	1.1
Steals	14	18
Steals per game	7.0	9.0
Blocks	7	6
Blocks per game	3.5	3.0
Winning streak	0	-
Home win streak	0	-
Attendance	11014	16879
Home games-Avg/Game	1-11014	1-16879
Neutral site-Avg/Game	-	0-0

Team Results

Date	Opponent		Score	Att.
01/06/2024	at BYU	W	71-60	16879
01/09/2024	Texas	L	73-74	11014



**2023-24 Cincinnati Men's Basketball
Team Game-by-Game
All games**

Opponent	Date	Score	W	Total		3-Pointers		Free throws		Rebounds										
				FG-FGA	PCT	3FG-3FGA	PCT	FT-FTA	PCT	OFF	DEF	TOT	AVG	PF	A	TO	BLK	STL	PTS	AVG
UIC	11/06/2023	69-58	W	28-67	.418	5-25	.200	8-13	.615	10	29	39	39.0	9	12	9	2	11	69	69.0
Detroit Mercy	11/10/2023	93-61	W	35-71	.493	16-34	.471	7-15	.467	19	33	52	45.5	13	23	13	2	5	93	81.0
Eastern Wash.	11/12/2023	85-73	W	28-60	.467	8-21	.381	21-31	.677	7	29	36	42.3	19	14	7	2	6	85	82.3
Northern Ky.	11/19/2023	90-66	W	35-70	.500	10-27	.370	10-13	.769	18	27	45	43.0	10	21	8	4	6	90	84.3
Georgia Tech	11/22/2023	89-54	W	29-62	.468	14-35	.400	17-24	.708	8	26	34	41.2	15	17	6	4	7	89	85.2
at Howard	11/28/2023	86-81	Wot	33-69	.478	3-19	.158	17-21	.810	18	23	41	41.2	14	16	10	4	7	86	85.3
FGCU	12/03/2023	99-62	W	39-69	.565	11-19	.579	10-13	.769	16	30	46	41.9	11	23	10	4	8	99	87.3
at Xavier	12/09/2023	79-84	L	32-74	.432	5-23	.217	10-16	.625	16	29	45	42.3	21	15	11	7	4	79	86.3
Bryant	12/12/2023	85-53	W	25-62	.403	6-17	.353	29-37	.784	15	42	57	43.9	17	15	15	10	5	85	86.1
vs Dayton	12/16/2023	68-82	L	27-73	.370	6-25	.240	8-16	.500	20	21	41	43.6	19	11	7	3	3	68	84.3
Merrimack	12/19/2023	65-49	W	24-55	.436	5-12	.417	12-19	.632	15	30	45	43.7	7	16	18	5	8	65	82.5
Stetson	12/22/2023	83-75	W	32-62	.516	7-22	.318	12-17	.706	16	24	40	43.4	19	19	9	3	2	83	82.6
Evansville	12/29/2023	76-58	W	27-69	.391	12-29	.414	10-15	.667	18	31	49	43.8	12	22	12	8	7	76	82.1
at BYU	01/06/2024	71-60	W	23-54	.426	6-15	.400	19-24	.792	10	35	45	43.9	14	13	19	2	8	71	81.3
Texas	01/09/2024	73-74	L	29-61	.475	7-17	.412	8-15	.533	11	23	34	43.3	10	17	15	5	6	73	80.7
Total		1211		446-978	.456	121-340	.356	198-289	.685	217	432	649	43.3	210	254	169	65	93	1211	80.7
Opponents		990		358-880	.407	103-332	.310	171-229	.747	106	351	457	30.5	253	184	179	64	91	990	66.0

Cincinnati Averages

Games Played	Points/game	FG Pct	3FG Pct	FT Pct	Rebounds/game	Assists/game	Turnovers/game	Assist/Turnover ratio	Steals/game	Blocks/game
15	80.7	45.6	35.6	68.5	43.3	16.9	11.3	1.5	6.2	4.3



**2023-24 Cincinnati Men's Basketball
Opponents Game-by-Game
All games**

Opponent	Date	Score	W	Total		3-Pointers		Free throws		Rebounds				PF	A	TO	BLK	STL	PTS	AVG
				FG-FGA	PCT	3FG-3FGA	PCT	FT-FTA	PCT	OFF	DEF	TOT	AVG							
UIC	11/06/2023	69-58	W	26-60	.433	2-16	.125	4-7	.571	6	30	36	36.0	14	7	15	7	4	58	58.0
Detroit Mercy	11/10/2023	93-61	W	21-56	.375	9-23	.391	10-17	.588	5	21	26	31.0	18	10	15	3	8	61	59.5
Eastern Wash.	11/12/2023	85-73	W	26-58	.448	5-23	.217	16-23	.696	3	29	32	31.3	24	16	10	2	4	73	64.0
Northern Ky.	11/19/2023	90-66	W	26-64	.406	4-20	.200	10-13	.769	11	19	30	31.0	13	10	8	1	4	66	64.5
Georgia Tech	11/22/2023	89-54	W	17-49	.347	5-17	.294	15-19	.789	7	25	32	31.2	16	8	19	10	4	54	62.4
at Howard	11/28/2023	86-81	Wot	30-60	.500	9-21	.429	12-14	.857	8	20	28	30.7	20	15	12	2	5	81	65.5
FGCU	12/03/2023	99-62	W	28-68	.412	5-17	.294	1-3	.333	9	14	23	29.6	10	14	9	4	6	62	65.0
at Xavier	12/09/2023	79-84	L	27-65	.415	8-17	.471	22-26	.846	11	30	41	31.0	19	20	8	3	7	84	67.4
Bryant	12/12/2023	85-53	W	21-66	.318	7-27	.259	4-9	.444	5	28	33	31.2	22	12	12	7	8	53	65.8
vs Dayton	12/16/2023	68-82	L	23-49	.469	8-21	.381	28-30	.933	6	28	34	31.5	13	9	6	7	3	82	67.4
Merrimack	12/19/2023	65-49	W	18-53	.340	9-27	.333	4-6	.667	6	19	25	30.9	15	8	19	3	8	49	65.7
Stetson	12/22/2023	83-75	W	21-53	.396	9-25	.360	24-29	.828	8	16	24	30.3	18	12	6	2	5	75	66.5
Evansville	12/29/2023	76-58	W	24-58	.414	3-12	.250	7-13	.538	5	24	29	30.2	13	12	11	7	7	58	65.8
at BYU	01/06/2024	71-60	W	21-64	.328	13-46	.283	5-10	.500	11	25	36	30.6	19	16	18	3	10	60	65.4
Texas	01/09/2024	73-74	L	29-57	.509	7-20	.350	9-10	.900	5	23	28	30.5	19	15	11	3	8	74	66.0
Total		990		358-880	.407	103-332	.310	171-229	.747	106	351	457	30.5	253	184	179	64	91	990	66.0
Cincinnati		1211		446-978	.456	121-340	.356	198-289	.685	217	432	649	43.3	210	254	169	65	93	1211	80.7

Opponents Averages

Games Played	Points/game	FG Pct	3FG Pct	FT Pct	Rebounds/game	Assists/game	Turnovers/game	Assist/Turnover ratio	Steals/game	Blocks/game
15	66.0	40.7	31.0	74.7	30.5	12.3	11.9	1.0	6.1	4.3