



# GAME NOTES

## #21 Duke Blue Devils (7-3, 0-1 ACC) vs. #10 Baylor (9-1, 0-0 Big 12)

Game #11 • Neutral Site Game #2 • Wednesday, Dec. 20 • 7:00 p.m. ET  
Madison Square Garden (19,812) • New York, N.Y.  
TV: ESPN  
Radio: Blue Devils Sports Network from LEARFIELD



### SCHEDULE & RESULTS

Date	AP Rank Duke	Opponent	TV	Time
NOVEMBER (5-2)				
N 1	2	UNCP EXHIB	ACCNX	W, 109-64
N 6	2	Dartmouth	ACCN	W, 92-54
N 10	2	12 Arizona	ESPN2	L, 73-78
N 14	9	18 vs. Michigan State - 1	ESPN	W, 74-65
N 17	9	- Bucknell - 2	ACCN	W, 90-60
N 21	9	- La Salle - 2	ACCN	W, 95-66
N 24	9	- Southern Indiana - 2	ACCN	W, 80-62
N 29	7	RV at Arkansas - 3	ESPN	L, 75-80
DECEMBER (2-1)				
D 2	7	- at Georgia Tech *	The CW	L, 68-72
D 9	22	- Charlotte	The CW	W, 80-56
D 12	21	- Hofstra	ESPN2	W, 89-68
D 20	21	10 vs. Baylor - 4	ESPN	7 p.m.
D 30	-	- Queens	The CW	2 p.m.
JANUARY (0-0)				
J 2	-	- Syracuse *	ESPN/2/U	9 p.m.
J 6	-	- at Notre Dame *	ACCN	6 p.m.
J 9	-	- at Pittsburgh *	ACCN	9 p.m.
J 13	-	- Georgia Tech *	ACCN	5 p.m.
J 20	-	- Pittsburgh *	ACCN	8 p.m.
J 23	-	- at Louisville *	ESPN/2/U	7 p.m.
J 27	-	- Clemson *	ESPN	4 p.m.
J 29	-	- at Virginia Tech *	ESPN	7 p.m.
FEBRUARY (0-0)				
F 3	-	- at North Carolina *	ESPN	6:30 p.m.
F 7	-	- Notre Dame *	ACCN	9 p.m.
F 10	-	- Boston College *	ESPN/2	2 p.m.
F 12	-	- Wake Forest *	ESPN	7 p.m.
F 17	-	- at Florida State *	ESPN/2	2 p.m.
F 21	-	- at Miami *	ESPN/2/U	7 p.m.
F 24	-	- at Wake Forest *	ESPN/2	2/4 p.m.
F 28	-	- Louisville *	ACCN	7 p.m.
MARCH (0-0)				
M 2	-	- Virginia *	ESPN	6 p.m.
M 4	-	- at NC State *	ESPN	7 p.m.
M 9	-	- North Carolina *	ESPN	6:30 p.m.
M 7-11	-	- ACC Tournament - 5	ESPN/2	TBD

\* ACC game

1 - State Farm Champions Classic (United Center; Chicago, Ill.)

2 - Blue Devil Challenge

3 - ACC/SEC Challenge

4 - SentinelOne Classic (Madison Square Garden; New York, NY)

5 - ACC Tournament (Capital One Arena; Washington, D.C.)

Duke/opponent AP ranking at time of game

### LAST GAME STARTING FIVE

Player	GP/GS	PPG	RPG	APG	FG%	3FG%	FT%	MPG
<b>Jared McCain</b> #0 G • 6-3 • 197 • Fr. Sacramento, Calif. Centennial	10/10	9.5	4.3	1.7	.418	.442	.833	25.4
<b>LAST GAME: 13 points, 4 rebounds and 2 steals in 33 minutes vs. Hofstra (12/12)</b>								
• A five-star guard out of Centennial High School in Corona, Calif.								
• Ranked as the No. 10 player nationally and the No. 1 player from California by ESPN.								
• Scored a career-high 21 points versus Charlotte (Dec. 9), shooting 7-of-13 from the field with three 3FG.								
<b>Caleb Foster</b> #1 G • 6-5 • 197 • Fr. Harrisburg, N.C. Notre Dame (Calif.)	10/2	8.8	2.2	1.6	.500	.385	.522	24.8
<b>LAST GAME: 9 points, 4 rebounds and 1 assist in 28 minutes vs. Hofstra (12/12)</b>								
• Rated by 247Sports with five stars as the No. 22 player nationally, coming out of Notre Dame HS (Calif.).								
• Scored double-figures in Duke debut, posting 15 points on 6-of-10 shooting versus Dartmouth (Nov. 6).								
• Amassed season-high 18 points against Michigan State (Nov. 14) in the Champions Classic.								
<b>Jeremy Roach</b> #3 G • 6-2 • 180 • Sr. Leesburg, Va. St. Paul VI	10/10	14.8	2.5	3.3	.510	.500	.806	33.3
<b>LAST GAME: 19 points, 3 rebounds, 8 assists and 2 steals in 37 minutes vs. Hofstra (12/12)</b>								
• One of three team captains for 2023-24, second consecutive season as a captain for Roach.								
• On watch list for Jerry West Award and Wooden Award.								
• In last four games, has distributed 19 assists with just two turnovers. (8 assists, 0 turnovers vs. Hofstra)								
<b>Mark Mitchell</b> #25 F • 6-9 • 232 • So. Kansas City, Kan. Sunrise Christian	9/8	11.4	4.9	1.2	.449	.059	.696	25.8
<b>LAST GAME: 14 points, 6 rebounds, 2 assists and 1 steal in 25 minutes vs. Hofstra (12/12)</b>								
• Career-high 20 points on 8-of-13 shooting vs. Bucknell (Nov. 17) -- Duke is 20-2 when Mitchell scores 10+.								
• Made a career-best nine free throws without a miss from the foul line versus Michigan State (Nov. 14).								
• On the preseason watch list for the Julius Erving Award.								
<b>Kyle Filipowski</b> #30 C • 7-0 • 248 • So. Westtown, N.Y. Wilbraham & Monson Academy	10/10	18.4	9.2	3.0	.515	.324	.736	29.3
<b>LAST GAME: 28 points, 12 rebounds, 8 assists, 3 blocks and 1 steal in 36 minutes vs. Hofstra (12/12)</b>								
• Preseason AP All-American -- ACC Preseason Player of the Year and First Team All-ACC.								
• On watch list for Karl Malone Award, NABC Player of the Year and Wooden Award.								
• Just two assists shy of triple-double with 28 points, 12 rebounds and eight helpers vs. Hofstra (Dec. 12).								

### THE HEAD COACHES

Duke	Jon Scheyer (Duke '10)
Career Record	34-12 (2nd)
vs. Baylor	0-0
Baylor	Scott Drew (Butler, '93)
Career Record	449-245 (22nd)
vs. Duke	0-1

### DUKE RECORDS

	Overall	Non-Conf.	ACC
Record	7-3	7-2	0-1
Streak	W2	W2	L1
Home (Streak)	6-1 (W5)	6-1 (W5)	0-0 (W10)
Road (Streak)	0-2 (L2)	0-1 (L2)	0-1 (L1)
Neutral (Streak)	1-0 (W1)	1-0 (W1)	--
Overtime	0-0	0-0	0-0

### DUKE TEAM LEADERS

Scoring	18.4	Kyle Filipowski
Rebounds	9.2	Kyle Filipowski
Assists	4.5	Tyrese Proctor
Steals	1.2	K. Filipowski/J. Roach
Blocks	1.9	Kyle Filipowski
Field Goals	67	Kyle Filipowski
Field Goal Pct.	.515	Kyle Filipowski
3-Point Field Goals	19	Jared McCain
3-Point Field Goals Pct.	.500	Jeremy Roach
Free Throws	39	Kyle Filipowski
Free Throw Pct.	.867	Tyrese Proctor

### BROADCAST INFORMATION

TV/Video Stream	ESPN	Radio	Blue Devil Sports Net.
Play-by-Play	Karl Ravech	Play-by-Play	David Shumate
Analyst	Jay Bilas	Analyst	John Roth
Director	Mike Roig	Engineer	John Rose
Producer	Eric Mosley	In Durham	96.5 FM & 620 AM
		SiriusXM	106 or 199

### DUKE COMMUNICATIONS

Executive Director of Communications: Kyle Serba  
» kyle.serba@duke.edu // C: 919-519-7116 // O: 919-668-1712  
Assistant Director of Communications: Henry Skutt  
» henry.skutt@duke.edu // C: 984-287-9011 // O: 919-668-4393

### NEED TO KNOW

- » The Blue Devils meet Baylor inside Madison Square Garden on Wednesday, Dec. 20, in the SentinelOne Classic on ESPN at 7 p.m.
- » In the only series meeting, Duke defeated the Bears, 78-71, in the NCAA regional finals on March 28, 2010, in Houston, as the Blue Devils advanced to their 15th Final Four to eventually claim their fourth national championship title.
- » In that contest, then senior guard and current Duke head coach Jon Scheyer drained five 3-pointers and made all five free throws for 20 points, to go along with five rebounds, four assists and a steal, playing all 40 minutes of the regional final.
- » Duke and Baylor are among four programs to earn No. 1 national rankings in four of the last seven seasons, along with Gonzaga and Kansas.
- » No Division I men's college basketball player had amassed at least 28 points, 12 rebounds, eight assists and three blocks in a game dating back to the 2010-11 season (Sports Reference), until Duke's **Kyle Filipowski** (right) did so versus Hofstra on Tuesday, Dec. 12.
- » Baylor is the eighth-highest scoring team in the country, averaging 88.4 points per game, and ranks second in the nation in 3-point field goal percentage (42.1) and seventh in field goal percentage (51.7).
- » Six Bears average double figures in scoring, topped by Ja'Kobe Walter with 14.3 points per contest and Ray J Dennis with 13.9.
- » Duke ranks fifth nationally in fewest turnovers per game (9.0) and ninth in assist/turnover ratio (1.83).
- » Duke is a combined 95-33 (.742) all-time in 12 current NBA venues, including a 40-18 (.690) record inside Madison Square Garden.
- » Duke is 16-8 overall and has won nine of its last 11 games played on Dec. 20.
- » Among ACC leaders, Kyle Filipowski ranks sixth in scoring (18.4 ppg), third in rebounding (9.2 rpg) and sixth in blocked shots (1.9 bpg).



## ROSTER INFORMATION

### Numerical

No.	Name	Pos.	Ht.	Wt.	Year	Exp.	Hometown	High School	Previous College
0	Jared McCain	G	6-3	197	Fr.	HS	Sacramento, Calif.	Centennial	
1	Caleb Foster	G	6-5	197	Fr.	HS	Harrisburg, N.C.	Notre Dame (Calif.)	
2	Jaylen Blakes	G	6-2	204	Jr.	2L	Somerset, N.J.	Blair Academy	
3	Jeremy Roach	G	6-2	180	Sr.	3L	Leesburg, Va.	St. Paul VI	
5	Tyrese Proctor	tie-REECE	6-5	183	So.	1L	Sydney, Australia	NBA Global Academy	
12	TJ Power	F	6-9	216	Fr.	HS	Shrewsbury, Mass.	Worcester Academy	
13	Sean Stewart	F	6-9	227	Fr.	HS	Windermere, Fla.	Montverde Academy	
14	Jaden Schutt	"shoot"	6-5	190	So.	1L	Yorkville, Ill.	Yorkville Christian	
15	Ryan Young	C	6-10	238	Gr.	1L	Stewartsville, N.J.	Bethlehem Catholic	Northwestern
20	Neal Begovich	BEG-ah-vich	6-9	230	Gr.	TR	San Francisco, Calif.	St. Ignatius College Prep	Stanford
21	Christian Reeves		7-1	261	So.	1L	Charlotte, N.C.	Oak Hill	
25	Mark Mitchell		6-9	232	So.	1L	Kansas City, Kan.	Sunrise Christian	
30	Kyle Filipowski	fill-uh-POW-ski	7-0	248	So.	1L	Westtown, N.Y.	Wilbraham & Monson Academy	
52	Stanley Borden		7-0	241	Jr.	2L	Istanbul, Turkey	Istanbul Int'l Community School	
55	Spencer Hubbard		5-8	157	Sr.	2L	Los Angeles, Calif.	Harvard Westlake	

### Alphabetical

No.	Name	Pos.	Ht.	Wt.	Year	Exp.	Hometown	High School	Previous College
20	Neal Begovich	BEG-ah-vich	6-9	230	Gr.	TR	San Francisco, Calif.	St. Ignatius College Prep	Stanford
2	Jaylen Blakes		6-2	204	Jr.	2L	Somerset, N.J.	Blair Academy	
52	Stanley Borden		7-0	241	Jr.	2L	Istanbul, Turkey	Istanbul Int'l Community School	
30	Kyle Filipowski	fill-uh-POW-ski	7-0	248	So.	1L	Westtown, N.Y.	Wilbraham & Monson Academy	
1	Caleb Foster		6-5	197	Fr.	HS	Harrisburg, N.C.	Notre Dame (Calif.)	
55	Spencer Hubbard		5-8	157	Sr.	2L	Los Angeles, Calif.	Harvard Westlake	
0	Jared McCain		6-3	197	Fr.	HS	Sacramento, Calif.	Centennial	
25	Mark Mitchell		6-9	232	So.	1L	Kansas City, Kan.	Sunrise Christian	
12	TJ Power		6-9	216	Fr.	HS	Shrewsbury, Mass.	Worcester Academy	
5	Tyrese Proctor	tie-REECE	6-5	183	So.	1L	Sydney, Australia	NBA Global Academy	
21	Christian Reeves		7-1	261	So.	1L	Charlotte, N.C.	Oak Hill	
3	Jeremy Roach		6-2	180	Sr.	3L	Leesburg, Va.	St. Paul VI	
14	Jaden Schutt	"shoot"	6-5	190	So.	1L	Yorkville, Ill.	Yorkville Christian	
13	Sean Stewart		6-9	227	Fr.	HS	Windermere, Fla.	Montverde Academy	
15	Ryan Young		6-10	238	Gr.	1L	Stewartsville, N.J.	Bethlehem Catholic	Northwestern

### On-Court Coaching Staff

Name	Position	Years at Duke	Years in Current Position	Alma Mater
Jon Scheyer	SHY-er Head Coach	11th	2nd	Duke '10
Chris Carrawell	Associate Head Coach	6th	3rd	Duke '00
Jai Lucas	"jay" Associate Head Coach	2nd	1st	Texas '11
Emanuel Dildy	Assistant Coach	1st	1st	Eastern Illinois '05
Will Avery	Assistant Coach	1st	1st	Duke '23

### ROSTER BREAKDOWNS

#### By Class

Graduate Student (2)	Begovich, Young
Senior (2)	Hubbard, Roach
Junior (2)	Blakes, Borden
Sophomore (5)	Filipowski, Mitchell, Proctor, Reeves, Schutt
Freshman (4)	Foster, McCain, Power, Stewart

#### By Height (AVERAGE HEIGHT: 6-6)

7-1 (1)	Reeves
7-0 (2)	Borden, Filipowski
6-10 (1)	Young
6-9 (4)	Begovich, Mitchell, Power, Stewart
6-5 (4)	Foster, Proctor, Schutt
6-3 (1)	McCain
6-2 (2)	Blakes, Roach
5-8 (1)	Hubbard

#### By State

California (2)	Neal Begovich (San Francisco) Spencer Hubbard (Los Angeles)
Florida (1)	Jared McCain (Sacramento)
Illinois (1)	Sean Stewart (Windermere)
Kansas (1)	Jaden Schutt (Yorkville)
Massachusetts (1)	Mark Mitchell (Kansas City)
North Carolina (2)	TJ Power (Shrewsbury) Christian Reeves (Charlotte)
New Jersey (3)	Jaylen Blakes (Somerset) Ryan Young (Stewartsville)
New York (1)	Kyle Filipowski (Westtown)
Virginia (1)	Jeremy Roach (Leesburg)
International (2)	Stanley Borden (Istanbul, Turkey) Tyrese Proctor (Sydney, Australia)

### DUKE QUICK FACTS

#### University

Founded	1838 as Trinity College
Enrollment (undergraduate)	6,789
President	Dr. Vincent Price (Santa Clara '79)
Vice President/Director of Athletics	Nina King (Notre Dame '00)

#### Basketball History

Seasons of Basketball	119th in 2023-24
First Season	1905-06
NCAA Tournament Appearances	45
Record	119-40 (.748)
Last Appearance (Round)	2023 (Second)
NCAA Final Four Appearances (last)	17 (2022)
National Championships (five)	1991, 1992, 2001, 2010, 2015
NIT Appearances (last)	4 (1981)
ACC Championships (last)	22 (2023)

#### Cameron Indoor Stadium

Inaugural Game	January 6, 1940
Capacity	9,314
Consecutive Sellouts	513 (Nov. 26, 1990-present)
Undefeated Seasons (Last)	19 (2023)

#### Team Information

2022-23 Record	29-7
Home	16-0
Away	4-6
Neutral	7-3
ACC Record	14-6
Home	10-0
Away	4-6
Finish	t-3rd
Tournament	Champions
AP / USA Today Final Ranking	12 / 18
Starters Returning/Lost	4 / 1
Letterwinners Returning/Lost	10 / 5
Newcomers for 2022-23	5
Freshmen	4
Graduate Transfers	1

### DUKE RECORD BY STARTING LINEUP

McCain, Roach, Foster, Mitchell, Filipowski	> 2-0
McCain, Roach, Proctor, Filipowski, Young	1-1
McCain, Roach, Proctor, Mitchell, Filipowski	4-2

#### > Most recent lineup

### DUKE BY THE NUMBERS

Seasons of Men's Basketball	119th in 2023-24
Total Games	3,203
Duke all-time record	2,280-923 (.712)
Duke all-time ACC record (regular season only)	704-347 (.670)
Duke record at Cameron Indoor Stadium	952-172 (.847)
ACC Championships	22 (last in 2022-23)
NCAA Tournament Appearances	45 (last in 2022-23)
NIT Postseason Appearances	5 (last in 1980-81)
20+ Win Seasons	57 (last in 2022-23)
30+ Win Seasons	16 (last in 2021-22)
AP Top 10 Finishes	38 (last in 2021-22)
AP No. 1 Finishes	8 (last in 2018-19)
Years Ranked No. 1 in the country (AP only)	24 (last in 2021-22)
Overtime Games	135 (70-65)
Duke 100-Point Games	195 (189-6)
National Players of the Year	13 honors by 11 players (last in 2018-19)
National Defensive Players of the Year	9 honors by 6 players (last in 2005-06)
National Freshman of the Year	7 (last in 2022-23)
All-American Honors	75 (last in 2021-22)
Academic All-American Honors	20 (last in 2015-16)
ACC Players of the Year	18 (last in 2019-20)
ACC Freshmen of the Year	14 (last in 2022-23)
ACC Defensive Players of the Year	5 (last in 2021-22)

**CURRENT OPPONENT: BAYLOR BEARS**



**Season Stats**

Duke (7-3, 0-1 ACC)	PPG	OPP. PPG	FG%	3FG%	FT%	RPG	APG	BPG	SPG	FOUL
Baylor (9-1, 0-0 Big 12)	81.6	66.1	.485	.369	.725	36.4	16.5	3.7	6.6	15.7
	88.4	69.6	.517	.421	.732	38.0	16.3	4.6	7.4	16.3

**NOTES & CONNECTIONS**

- » The Blue Devils meet Baylor inside Madison Square Garden on Wednesday, Dec. 20, in the SentinelOne Classic on ESPN.
- » In the only series meeting, Duke defeated the Bears, 78-71, in the NCAA regional finals on March 28, 2010, in Houston, as the Blue Devils advanced to their 15th Final Four to eventually claim their fourth national championship title.
- » In that contest, then senior guard and current Duke head coach Jon Scheyer drained five 3-pointers and made all five free throws for 20 points, to go along with five rebounds, four assists and a steal, playing all 40 minutes of the regional final.
- » Baylor is the eighth-highest scoring team in the country, averaging 88.4 points per game, and ranks second in the nation in 3-point field goal percentage (42.1) and seventh in field goal percentage (51.7).
- » Six Bears average double figures in scoring, topped by Ja'Kobe Walter with 14.3 points per contest and RayJ Dennis with 13.9.
- » Baylor is coming off its first loss of the season, an 88-64 defeat against Michigan State on Saturday, Dec. 16.
- » Head coach Scott Drew, now in his 21st season at Baylor, led the Bears to the 2021 national championship.

**THE SERIES**

<b>Overall</b>	<b>Duke leads, 1-0</b>
In Durham, N.C.	--
at Cameron Indoor Stadium	--
In Waco, Texas	--
at Ferrell Center	--
Neutral Site	Duke leads, 1-0
Last Meeting	Duke, 78-71 (March 28, 2010)

**ON THIS DATE: DEC. 20**

- » Duke is 16-8 overall and has won nine of its last 11 games played on Dec. 20.
- » The Blue Devils have played at Madison Square Garden three times on Dec. 20, owning a 2-1 record (2018 vs. Texas Tech, 69-58 W; 2007 vs. Pittsburgh, 65-64 OT L; 2003 vs. Texas, 89-61 W).
- » On this date a year ago, Wake Forest defeated Duke, 81-70, in Winston-Salem.

**SERIES FACTS**

Overall Streak	WI
Home Streak	--
Road Streak	--
Last Home Win	--
Last Road Win	--
Last Neutral Win	78-71 (March 28, 2010)
Last Home Loss	--
Last Road Loss	--
Last Neutral Loss	--
Largest Winning Margin	7 (March 28, 2010)
Largest Losing Margin	--
Most Points Scored	78 (March 28, 2010)
Most Points Allowed	71 (March 28, 2010)
Fewest Points Scored	78 (March 28, 2010)
Fewest Points Allowed	71 (March 28, 2010)

**NEXT OPPONENT: QUEENS ROYALS**

Game #12 • Home Game #8 • Saturday, Dec. 30 • **#21 Duke vs. Queens** • 2 p.m. ET • Cameron Indoor Stadium • Durham, N.C. • TV: The CW



**Season Stats**

Duke (7-3, 0-1 ACC)	PPG	OPP. PPG	FG%	3FG%	FT%	RPG	APG	BPG	SPG	FOUL
Queens (6-6, 0-0 ASUN)	81.6	66.1	.485	.369	.725	36.4	16.5	3.7	6.6	15.7
	82.2	78.8	.439	.344	.721	39.3	15.6	3.1	7.0	17.5

**NOTES & CONNECTIONS**

- » The Blue Devils welcome Queens to Cameron Indoor Stadium on Dec. 30, for Duke's last game of 2023.
- » This will be the first meeting in the series between the Blue Devils and Royals.
- » The Royals have connected on 10 or more 3-pointers in half of their 12 games (through Dec. 18), averaging 9.9 per game.
- » Queens ranks third in the Atlantic Sun in scoring, averaging 82.2 points per contest.
- » AJ McKee is the fifth-leading scorer in the ASUN with 17.3 points per outing, while Deyton Albury ranks eighth at 15.8.
- » Entering the matchup versus Mercer on Dec. 19, Queens has not won a road game since Feb. 18, 2023, at Kennesaw State.
- » Queens is in its second season of reclassification to NCAA Division I from Division II.
- » The Royals posted a record of 18-15 overall and 7-11 in the Atlantic Sun Conference in their first season of Division I competition.

**THE SERIES**

<b>Overall</b>	<b>First Meeting</b>
In Durham, N.C.	--
at Cameron Indoor Stadium	--
In Charlotte, N.C.	--
at Curry Arena	--
Neutral Site	--
Last Meeting	--

**ON THIS DATE: DEC. 30**

- » Duke is 34-5 overall and has won 13 consecutive games played on Dec. 30.
- » The Blue Devils have won all 17 contests inside Cameron Indoor Stadium on this date.
- » The Blue Devils last played on this date in 2017, a 100-93 home victory over No. 24 Florida State.
- » Duke's last loss on Dec. 30, was in 1987 at No. 1 Arizona, 91-85.

**SERIES FACTS**

Overall Streak	--
Home Streak	--
Road Streak	--
Last Home Win	--
Last Road Win	--
Last Neutral Win	--
Last Home Loss	--
Last Road Loss	--
Last Neutral Loss	--
Largest Winning Margin	--
Largest Losing Margin	--
Most Points Scored	--
Most Points Allowed	--
Fewest Points Scored	--
Fewest Points Allowed	--

**DUKE VERSUS THE ACC**

	Membership	Overall			Home			Away			Neutral			Unknown Venue			Cameron Indoor			ACC Regular Season			ACC Tournament			Strk	10	
		W	L	Pct.	W	L	Pct.	W	L	Pct.	W	L	Pct.	W	L	Pct.	W	L	Pct.	W	L	Pct.	W	L	Pct.			
Boston College	2005-present	28	3	.903	13	0	1.000	11	2	.846	4	1	.800	-	-	-	13	0	1.000	21	2	.913	3	0	1.000	W8	9-1	
Clemson	1953-present	114	33	.776	65	4	.942	39	25	.609	10	4	.714	-	-	-	62	4	.939	95	27	.779	7	4	.636	L1	7-3	
Florida State	1991-present	43	11	.796	24	2	.923	16	8	.667	2	1	.667	1	0	1.000	24	2	.923	39	10	.792	2	1	.667	W2	8-2	
Georgia Tech	1979-present	77	25	.755	38	5	.884	30	17	.638	9	3	.750	-	-	-	38	5	.884	57	18	.760	7	3	.700	L1	8-2	
Louisville	2014-present	13	9	.591	4	3	.571	4	4	.500	5	2	.714	-	-	-	4	3	.571	6	5	.545	2	0	1.000	W3	6-4	
Miami	2004-present	25	10	.714	12	3	.800	9	7	.563	4	0	1.000	-	-	-	12	3	.800	17	9	.654	4	0	1.000	W1	7-3	
North Carolina	1953-present	117	143	.450	56	51	.523	39	64	.379	22	28	.400	-	-	-	47	39	.547	65	75	.464	14	9	.603	W2	6-4	
NC State	1953-present	151	103	.594	67	30	.691	48	44	.522	23	17	.575	13	12	.520	54	26	.675	76	51	.598	17	9	.654	W1	6-4	
Notre Dame	2013-present	29	8	.784	10	2	.833	8	4	.667	11	2	.846	-	-	-	10	2	.833	8	4	.667	2	2	.500	W2	9-1	
Pittsburgh	2013-present	16	8	.667	7	3	.700	7	4	.636	2	1	.667	-	-	-	7	2	.778	9	2	.818	1	0	1.000	W3	8-2	
Syracuse	2013-present	15	6	.714	5	2	.714	5	2	.714	5	2	.714	-	-	-	5	2	.714	10	4	.714	2	0	1.000	W8	9-1	
Virginia	1953-present	123	54	.695	59	11	.843	43	36	.544	21	6	.778	0	1	.000	54	10	.844	88	36	.710	15	4	.789	L1	6-4	
Virginia Tech	2004-present	52	13	.800	23	1	.958	13	9	.591	12	2	.857	4	1	.800	19	1	.950	19	8	.704	2	1	.667	W1	5-5	
Wake Forest	1953-present	179	80	.691	81	18	.818	52	41	.565	33	9	.786	13	12	.520	66	16	.805	90	46	.662	14	4	.778	W1	8-2	
<b>Totals vs. current members</b>		<b>982</b>	<b>505</b>	<b>.660</b>	<b>464</b>	<b>135</b>	<b>.775</b>	<b>324</b>	<b>266</b>	<b>.549</b>	<b>163</b>	<b>78</b>	<b>.676</b>	<b>31</b>	<b>26</b>	<b>.668</b>	<b>415</b>	<b>115</b>	<b>.783</b>									
Maryland	1953-2014	114	63	.644	56	16	.778	41	35	.539	16	10	.615	1	2	.333	54	14	.794	79	41	.658	11	8	.579			
South Carolina	1953-1971	57	20	.740	27	5	.844	14	11	.560	9	3	.750	7	1	.875	21	4	.840	25	9	.735	6	1	.857			
<b>Totals vs. all-time members</b>																				<b>704</b>	<b>346</b>	<b>.670</b>	<b>109</b>	<b>46</b>	<b>.703</b>			

**DUKE GAME NOTES**

**Last Time Out**

- » Duke sophomore **Kyle Filipowski** finished two assists shy of a triple-double, scoring a season-high 28 points while adding 12 rebounds, to lead the No. 21 Blue Devils (7-3) past Hofstra (6-4), 89-68, on Tuesday, Dec. 12.
- » Filipowski was joined in double-figures by **Jeremy Roach**, **Mark Mitchell** and **Jared McCain**, who scored 19, 14 and 13, respectively.
- » The Blue Devils shot 18-of-29 (.621) from the field in the first half - the best shooting clip by the Blue Devils in the first half this season.

**Flip Doubles Up on Double-Doubles**

- » Sophomore **Kyle Filipowski** has tallied double-doubles in three of Duke's last five games, moving his career total to 19 double-doubles in 46 games played.
- » The Westtown, N.Y., native scored 21 points against Southern Indiana while reeling in 14 boards for his first double-double of the season. He then poured in 23 second-half points en route to 26 total points to go along with 10 rebounds at Arkansas. Against Hofstra, he scored a season-best 28 points (one point shy of matching his career-high) with 12 boards.
- » So far this season, Filipowski has upped his shooting average compared to his freshman campaign. The 7-footer is averaging 18.4 points per game while shooting 51.5% from the field, up from 44.1% during the 2022-23 season.
- » The versatile big is also well on pace to step up his assist and block numbers. Filipowski has tallied 30 dimes and has already blocked 19 shots, after swatting a total of 26 attempts during his freshman year.

**KenPom Player of the Year**

Rankings (as of Dec. 17)	
Zach Edey, Purdue	2.450
<b>Kyle Filipowski, Duke</b>	<b>1.661</b>
P.J. Hall, Clemson	1.493
Terrance Shannon, Illinois	1.452
Tristen Newton, UConn	1.428
Wade Taylor, Texas A&M	1.413
Jaedon LeDee, San Diego St.	1.412
Hunter Dickinson, Kansas	1.334
Kevin McCullar, Kansas	1.298
Mark Sears, Alabama	1.248

**Taking Care of the Rock**

- » Through 10 games, Duke has been one of the best teams in the country at limiting turnovers.
- » Duke ranks fifth nationally in fewest turnovers per game (9.0) and ninth in assist/turnover ratio (1.83).
- » According to KenPom, the Blue Devils currently have the seventh-lowest turnover percentage nationally, coming in at just 13.1%.
- » Duke is one of five power-conference teams inside the top-10, joined by Kentucky, Virginia, Northwestern and Cincinnati.

**Madison Square Garden: Has Seen More Duke Wins Than Any Arena Outside of N.C.**

- » Wednesday's contest at Madison Square Garden marks Duke's 59th game at current MSG, and the Blue Devils are 40-18 (.690) in the venue all-time.
- » Duke has won six straight and seven of its last eight at the World's Most Famous Arena.
- » Wednesday's game is head coach **Jon Scheyer's** 26th at MSG as a Duke player, assistant coach and head coach (20-5).
- » Duke is 46-25 in all versions of MSG, dating back to a February 4, 1938, game versus St. John's.
- » Duke has played at least once at MSG in 10 of the last 11 seasons, in 20 of the last 22, and 23 of the last 26.
- » Current MSG has seen the sixth-most Duke wins (40) of any venue in the country, behind only Cameron Indoor Stadium, Greensboro Coliseum, Reynolds Coliseum in Raleigh, and former Duke home venues Card Gym and Duke Gym.

**Duke in Current NBA Arenas**

Madison Square Garden	New York	40-18
Spectrum Center	Charlotte	10-1
Barclays Center	Brooklyn	9-1
United Center	Chicago	9-2
Wells Fargo Center	Philadelphia	7-1
Capital One Arena	Washington	7-5
Moda Center	Portland	5-1
Gainbridge Fieldhouse	Indiana	3-1
Chase Center	Golden State	2-0
State Farm Arena	Atlanta	2-1
Amway Center	Orlando	1-1
TD Garden	Boston	0-1

**74% Winning Percentage in NBA Arenas**

- » Duke is a combined 95-33 (.742) all-time in 12 current NBA venues.
- » The Blue Devils have won 25 of their last 32 at NBA venues, including a 1-0 record this season and a 3-3 mark last season.

**Sellout Streak Still Staying Strong**

- » Duke has sold out 513 consecutive games at Cameron Indoor Stadium. The last time Duke did not have a sellout at home was on Nov. 16, 1990, against Boston College.
- » The sellout figure is the longest current streak (by time) in either men's college basketball or the NBA.
- » Duke's record at Cameron during the sellout streak is 466-47 (.908).

**Roach Reaches 1K**

- » Senior guard **Jeremy Roach** became the 68th Blue Devil all-time to eclipse 1,000 career points in his Duke career, scoring 17 points against Arizona on Nov. 10.
- » The Blue Devils are now solo third in NCAA Division I for most 1,000-point scorers in program history, ahead of Notre Dame and Villanova.
- » Roach is the first Duke player to cross the threshold since **Grayson Allen**, **Luke Kennard** and **Amile Jefferson** all did so during the 2016-17 season.
- » The senior point guard reached another career milestone recently -- his 100th game in a Duke jersey came against La Salle on Nov. 21.

**Duke's Three-Point Streak**

- » Duke has connected on at least one three-pointer in 1,199 straight games, the second-longest streak nationally.
- » It has been more than 30 years since Duke was held without a three-point field goal -- Dec. 30, 1989, versus Hawai'i.

**Trio of Captains**

- » Three players have been selected as team captains for the 2023-24 season -- **Tyrese Proctor**, **Jeremy Roach** and **Ryan Young**. The trio were elected via a vote of the players and coaches.
- » Roach serves as captain for the second straight year, after serving as the team's lone captain last season.
- » Both Proctor and Young are first-time captains. Proctor is just the fourth sophomore in program history to serve as team captain, joining **Tre Jones** (2020) and **Greg Paulus** and **Josh McRoberts** (2007).
- » "Being named a captain is something that has been meaningful in our program for a long time," said Scheyer. "I'm proud of these three guys. I let each of our players vote - and it was a consensus with our staff as well - so it's certainly more meaningful when it comes from both the players and the staff."

**Scheyer Announces Early Signing Period Class**

- » Head coach **Jon Scheyer** announced his second No. 1 recruiting class in three years with the signing of five players to the class of 2024 during the NCAA early signing period.
- » The top-ranked class would mark the third consecutive top-two class for Scheyer, after inking the top class for 2022 and the No. 2 group in 2023.
- » The five-player class is led by No. 1 overall prospect, Cooper Flagg, and includes four ranked in the top 20 by 247Sports.
- » Four of the signees are rated as the top player in their respective states by either ESPN or 247Sports - Flagg (Maine), Isaiah Evans (North Carolina), Kon II Kneuppel (Wisconsin) and Patrick Ngongba II (Virginia).

**AP Poll Streak Extends**

- » With the release of the *Associated Press* preseason poll on Oct. 17, Duke was ranked No. 2 -- extending a notable streak.
- » The Blue Devils have now been ranked in the top 10 at least once in 28 consecutive seasons -- the longest active streak nationally. The next closest program is Kansas, which has held a top-10 ranking at some point in each of the last 18 seasons.
- » The No. 2 ranking also marked the 16th consecutive season that the Blue Devils made their debut in the top 10.
- » Duke has now debuted inside the top-three 17 times, most recently prior to the 2017-18 season.

**MOST WINS AT CURRENT HOME VENUE | NCAA**

Rk	Team (Venue)	W	L	Pct.	Opened
1.	<b>Duke (Cameron Indoor)</b>	<b>952</b>	<b>172</b>	<b>.847</b>	<b>1940</b>
2.	Penn (The Palestra)	863	412	.677	1927
3.	Oklahoma State (Gallagher Iba)	852	254	.770	1938
4.	Kansas (Allen Fieldhouse)	851	117	.879	1955
5.	Vanderbilt (Memorial Gym)	808	256	.759	1952
6.	UCLA (Pauley Pavilion)	793	126	.863	1965

*Through games played on 12/17 based on available data*

**DUKE ALL-TIME AT CAMERON INDOOR STADIUM**

Overall Record	952	172	.847
ACC regular-season games	416	109	.792
Non-conference games	449	41	.916
When ranked in AP Top 25	646	66	.907

**CONSECUTIVE GAMES WITH A 3-POINT FIELD GOAL | ACTIVE**

Rk	School	Games	Next Game
1.	UNLV	1,201	vs. Hofstra (12/21)
2.	<b>Duke</b>	<b>1,199</b>	<b>vs. Baylor (12/20)</b>
3.	East Tennessee State	1,134	vs. Kansas City (12/20)

*Through games played on 12/17 based on available data*

**CONSECUTIVE SEASONS RANKED IN TOP 10 | AP POLL**

Rk	Team	No.
1.	<b>Duke</b>	<b>28</b>
2.	Kansas	18
3.	Kentucky	14

**Historic Debut for Head Coach Jon Scheyer**

- » Former Duke All-American and two-time team captain **Jon Scheyer** made history with his head-coaching debut last season. He became just the third coach in ACC history to win the ACC Tournament in their first season and is the first to win an ACC title as both a player (2009, 2010) and as a coach (2023).
- » Scheyer was named a finalist for the Joe. B Hall Award, given to the best first-year head coach, as the Blue Devils finished ranked No. 12 in the final *Associated Press* poll, captured the program's 22nd ACC Tournament title, reached the NCAA Tournament for the 45th time and posted an overall record of 27-9 and a conference record of 14-6.
- » Duke entered the NCAA Tournament on a nine-game winning streak -- just three other Duke teams in history entered the NCAA Tournament on longer winning streaks (1999, 27-game streak; 1963, 18-game; 1986, 16-game). The Blue Devils pushed the streak to 10 games with a win over Oral Roberts in the first round.
- » The Northbrook, Ill., native has been integral in the recruiting and development of several young Duke stars since joining the staff, and as head coach, has landed the nation's No. 1-ranked recruiting class (2022-23) and No. 2-ranked recruiting class (2023).
- » Duke has signed a top-three recruiting class per ESPN in every season since Scheyer joined the staff, including the No. 1 class five times in 10 seasons (2014, 2015, 2017, 2018, 2022).

**Continuity From Last Season**

- » Duke returns 60.4 points per game from last year's roster, the most by a Duke team since the 2008-09 season, and brings back 77.9% of points scored in 2022-23 -- the most since the 2007-08 Duke team returned 81.3%.
- » Four different players who made 30 or more starts in 2022-23 have returned to Durham, which marks the first time in Duke lore since the 2000-01 roster that included **Shane Battier, Carlos Boozer, Nate James** and **Jay Williams**. The 2000-01 team went on to win Duke's third national championship.

**ACC Preseason Picks: Duke First; Filipowski Player of the Year; Proctor Second Team**

- » Duke was selected to finish first in the ACC this season, as chosen by media members in their preseason predictions.
- » The Blue Devils earned 44 of the 51 first-place votes and finished with 757 points, leading Miami, North Carolina and Virginia atop the preseason poll.
- » Sophomore forward **Kyle Filipowski**, reigning ACC Rookie of the Year, was named ACC Preseason Player of the Year and was a unanimous pick for the Preseason All-ACC First Team while his classmate, **Tyrese Proctor**, landed on the Second Team.
- » Filipowski received 35 votes for Preseason Player of the Year and Proctor also received a vote.

**Four on Preseason Positional Awards**

- » The Naismith Memorial Basketball Hall of Fame announced its preseason watch lists for national positional awards, with four different Blue Devils earning recognition:

**Tyrese Proctor** -- Bob Cousy Point Guard of the Year  
**Jeremy Roach** -- Jerry West Shooting Guard of the Year  
**Mark Mitchell** -- Julius Erving Small Forward of the Year  
**Kyle Filipowski** -- Karl Malone Power Forward of the Year

- » The most recent Duke winner of a Hall of Fame positional award was Wendell Moore Jr., who earned the Julius Erving Small Forward of the Year award in 2021-22.

**Freshman Class Ranked No. 2 Nationally -- Duke's 10th Consecutive Top-3 Class**

- » The second class fully recruited and signed by Scheyer was ranked No. 2 nationally by both *ESPN* and *247Sports*.
- » It marked the second consecutive top-two class signed by Scheyer after inking the nation's No. 1 class in 2022 for his first season as Duke's head coach.
- » The class was made up of four players, all ranked in *247Sports*' top 25, and three were ranked as the top player in their respective states per *ESPN*. **Jared McCain** was 10th on *ESPN*'s Top 100, while **TJ Power, Sean Stewart** and **Caleb Foster** rounded out the class at No. 17, 22 and 23, respectively, in *247Sports*' rankings.
- » The class included two McDonald's All-Americans (Stewart, McCain), two named the Gatorade Player of the Year in their state (McCain, Power) and all four made the roster for the Jordan Brand Classic.

**Duke Adds Two More McDonald's All-Americans**

- » Following the announcement of the 2022 McDonald's All-American Game rosters, Duke has signed 90 McDonald's All-Americans all-time -- the most of any NCAA program.
- » The Blue Devils' most recent selections are **Jared McCain** and **Sean Stewart** while current Blue Devils **Jeremy Roach** (2020) and **Mark Mitchell** (2022) are also on Duke's roster.
- » Duke has added at least one McDonald's All-American in 39 consecutive years.

**New Faces on the Bench**

- » Scheyer made two new hires to Duke's coaching staff during the offseason -- **Will Avery** and **Emanuel Dildy**.
- » Avery was hired after new NCAA rules went into effect that included the addition of two full-time on-court coaching positions in men's basketball.
- » Avery, who starred at Duke from 1997 to 1999, had spent the last four seasons assisting with various aspects of the program while completing his undergraduate degree in African American studies. He left Duke after his sophomore year as the 14th overall pick by Minnesota in the 1999 NBA Draft.
- » Dildy was hired in August to fill the position vacated by **Amile Jefferson**, who was hired by the Boston Celtics in July.
- » Regarded in the coaching ranks as one of the nation's top recruiters, Dildy spent three years on the staff as an assistant coach under Chris Collins at Northwestern from 2018-21. He comes to Duke after a two-year stint as assistant coach for Porter Moser at Oklahoma, having recently been promoted to associate head coach.
- » On Nov. 28, Scheyer announced the hiring of former Blue Devil captain, **Justin Robinson**, as the team's director of player development. Robinson, a four-year letterwinner and member of ACC Championship teams in 2017 and 2019, finished his five seasons at Duke as a team captain during his senior campaign in 2019-20.

**NBA Season Begins with 24 Blue Devils on Opening Day Rosters**

- » When the NBA season began on Oct. 24, Duke had 24 members of The Brotherhood on opening-day rosters.
- » The list was compiled from the NBA's official opening-day rosters (including two-way and inactive lists) and includes any Blue Devil that played and finished their college basketball careers at Duke.
- » Duke's players are spread across the country at a total of 18 NBA franchises, including a trio of Blue Devils with the Dallas Mavericks (**Kyrie Irving, Seth Curry, Dereck Lively II**), and duos in Atlanta (**Jalen Johnson, AJ Griffin**), Orlando (**Paolo Banchero, Wendell Carter Jr.**), Brooklyn (**Harry Giles, Dariq Whitehead**) and New Orleans (**Zion Williamson, Brandon Ingram**).
- » Duke's two first-round picks from the 2022-23 squad, Lively and Whitehead, are set to make their NBA debut this season. Lively had a historic debut, becoming the first player in NBA history to record at least 15 points and 10 rebounds while shooting better than 85 percent from the field in an NBA debut.
- » Whitehead, the third-youngest player in the NBA this season, made his NBA debut on Nov. 25, following offseason surgery and resulting rehab.
- » Duke's two dozen players also join a long list of former players, coaches, managers and Duke graduates that serve on NBA coaching staffs or in front office roles for 26 of the league's 30 teams. That includes former Hall of Fame head coach **Mike Krzyzewski**, who joined the NBA this summer as a special advisor, 1984 Duke graduate **Adam Silver** (NBA Commissioner), **Grant Hill** (part owner of the Atlanta Hawks), **Elton Brand** (General Manager of the Philadelphia 76ers), **Trajan Landon** (General Manager of the New Orleans Pelicans), **Quin Snyder** (Head Coach of the Atlanta Hawks) and **Mike Dunleavy** (General Manager of the Golden State Warriors).

ACC PRESEASON POLL	
<i>(first-place votes in parentheses)</i>	
1. Duke (44), 757	
2. Miami (5), 693	
3. North Carolina (1), 670	
4. Virginia (1), 593	
5. Clemson, 570	
6. Wake Forest, 440	
7. NC State, 420	
8. Virginia Tech, 390	
9. Pitt, 380	
10. Syracuse, 321	
11. Florida State, 294	
12. Boston College, 227	
13. Georgia Tech, 157	
14. Louisville, 108	
15. Notre Dame, 100	

DUKE'S ESPN.COM RECRUITING CLASS RANKINGS	
2009	9
2010	6
2011	2
2012	12
2013	15
2014	>>> 1
2015	1
2016	2
2017	1
2018	1
2019	2
2020	2
2021	3
2022	1
2023	2

>>> Scheyer's first season on staff

MOST McDONALD'S ALL-AMERICANS SIGNED	
1. Duke	90
2. North Carolina	74
3. Kentucky	68

> through 2023 class

BLUE DEVILS IN THE NBA	
Grayson Allen - Phoenix	
Marvin Bagley III - Detroit	
Paolo Banchero - Orlando	
RJ Barrett - New York	
Maques Bolden - Milwaukee	
Wendell Carter Jr. - Orlando	
Seth Curry - Dallas	
Harry Giles III - Brooklyn	
AJ Griffin - Atlanta	
Brandon Ingram - New Orleans	
Kyrie Irving - Dallas	
Jalen Johnson - Atlanta	
Tre Jones - San Antonio	
Tyus Jones - Washington	
Luke Kennard - Memphis	
Dereck Lively II - Dallas	
Wendell Moore Jr. - Minnesota	
Mason Plumlee - Charlotte	
Cam Reddish - LA Lakers	
Jayson Tatum - Boston	
Gary Trent Jr. - Toronto	
Dariq Whitehead - Brooklyn	
Mark Williams - Charlotte	
Zion Williamson - New Orleans	

## HEAD COACH JON SCHEYER



BIO

Former Duke All-American and two-time team captain Jon Scheyer is the 20th head coach in Duke University's storied basketball history. He was named to the position on June 4, 2021, succeeding Hall of Fame head coach Mike Krzyzewski.

Scheyer, who enters his second season as head coach in 2023-24, has vast experience on the Duke bench, having served on Krzyzewski's staff since the 2013-14 season. His previous roles with the Blue Devils include special assistant, assistant coach and the previous three years as associate head coach. Scheyer and Duke agreed to a new six-year contract in October of 2023, extending him through the 2028-29 season.

The 35-year-old Scheyer was among the youngest head coaches in Division-I men's basketball, and the youngest at a power conference institution. He was named to *The Athletic's* 40 Under 40 in college sports in 2022, and was previously touted as one of the best assistant coaches in college basketball.

As a player, Scheyer sparked the Blue Devils to two ACC championships and the 2010 NCAA title as a player from 2007-10. In his time on the coaching staff, he has helped Duke compile a 272-80 (.773) record, a national championship (2015), two Final Fours (2015, 2022) and three ACC Tournament crowns (2017, 2019, 2023).

The Northbrook, Ill., native has been integral in the recruiting and development of several young Duke stars since joining the staff, and landed the nation's No. 1-ranked recruiting class for the 2022-23 campaign and No. 2-ranked class for 2023-24.

Duke has signed a top-three recruiting class per ESPN in every season since Scheyer joined the staff, including the No. 1 class five times in 10 seasons (2014, 2015, 2017, 2018, 2022).

[CLICK HERE FOR COACH SCHEYER'S FULL BIO](#)

### CAREER RECORD

Overall Record	34-12
ACC Record (regular season & tournament)	17-7
Home	22-1
Road	4-8
Neutral	8-2
vs. AP Top 25	5-5

### SCHEYER QUICK FACTS

Born	August 24, 1987
High School	Glenbrook North, Northbrook, Ill.
College Career	Four-year letterman, Duke, 2007-2010
College Degree	B.A., History, Duke, 2010
College Honors	Co-captain, 2009, 2010 Consensus Second Team All-America, 2010 All-NCAA Final Four Team, 2010 First Team All-ACC, 2010 NCAA Tournament All-South Region, 2010 ACC Tournament MVP, 2009 All-Preseason NIT, 2009
Coaching Career	Special Assistant, Duke, 2013-14 Assistant Coach, Duke, 2014-18 Associate Head Coach, Duke, 2018-22 Head Coach, Duke, 2022-present
Family	Wife, Marcelle (married May 2017) Children, Noa (born January 2018) Jett (born August 2019) James (born May 2022)

### SCHEYER BY THE NUMBERS

<b>27.6</b>	Average number of wins per season while at Duke
<b>.779</b>	Career winning percentage as coach and player
<b>10</b>	Top-3 recruiting classes in nine years on staff
<b>5</b>	ACC Tournament titles (2009, 2010, 2017, 2019)
<b>2</b>	National Championships (2010, 2015)
<b>25</b>	All-ACC selections coaches (11 First Team picks)
<b>11</b>	All-Americans coached (5 consensus First Team picks)
<b>15</b>	Major ACC award winners coached (4 Players of the Year)
<b>38</b>	NBA Draft picks coached (2 overall No. 1 picks)

"I've said many times that Jon Scheyer is one of the smartest coaches in the country. He showed that repeatedly as a member of our staff the past eight seasons. He is ready for this amazing opportunity and clearly recognizes the significance of the position in which he finds himself. He understands the unique culture of Duke Basketball and he and his staff will carry it forward in an ever-changing college athletics environment. Jon is a rising star in the profession and Duke could not be in better hands moving forward." -- MIKE KRZYZEWSKI

### JON SCHEYER YEAR-BY-YEAR AT DUKE

Playing Career		Overall	ACC	ACC Tournament	NCAA Tournament
2006-07	Freshman Guard	22-11	8-8 (T6th)	First Rd (0-1)	NCAA First Rd (0-1)
2007-08	Sophomore Guard	28-6	13-3 (2nd)	Semifinals (1-1)	NCAA Second Rd (1-1)
2008-09	Junior Guard	30-7	11-5 (T2nd)	Champion (3-0)	NCAA Sweet 16 (2-1)
2009-10	Senior Guard	35-5	13-3 (T1st)	Champion (3-0)	NCAA Champion (6-0)
<b>Career</b>		<b>115-29 (.799)</b>	<b>45-19 (.703)</b>	<b>7-2 (.778)</b>	<b>9-3 (.750)</b>
Coaching Career		Overall	ACC	ACC Tournament	NCAA Tournament
2013-14	Special Assistant	26-9	13-5 (3rd)	Finals (2-1)	NCAA First Rd (0-1)
2014-15	Assistant Coach	35-4	15-3 (2nd)	Semifinals (1-1)	NCAA Champion (6-0)
2015-16	Assistant Coach	25-11	11-7 (T5th)	Quarterfinals (1-1)	NCAA Sweet 16 (2-1)
2016-17	Assistant Coach	28-9	11-7 (T5th)	Champion (4-0)	NCAA Second Rd (1-1)
2017-18	Assistant Coach	29-8	13-5 (2nd)	Semifinals (1-1)	NCAA Elite Eight (3-1)
2018-19	Associate Head Coach	32-6	14-4 (3rd)	Champion (3-0)	NCAA Elite Eight (3-1)
2019-20	Associate Head Coach	25-6	15-5 (4th)	Quarterfinals (0-0)*	--
2020-21	Associate Head Coach	13-11	9-9 (10th)	Quarterfinals (2-0)**	--
2021-22	Associate Head Coach	32-7	16-4 (1st)	Finals (2-1)	NCAA Semifinals (4-1)
2022-23	Head Coach	27-9	14-6 (4th)	Champion (3-0)	NCAA Tournament (1-0)
2023-24	Head Coach	7-3	0-1	--	--
<b>Head Coach Totals</b>		<b>34-12 (.740)</b>	<b>14-7 (.667)</b>	<b>3-0 (1.000)</b>	<b>1-1 (.500)</b>
<b>Overall Coaching Totals</b>		<b>279-83 (.771)</b>	<b>131-56 (.701)</b>	<b>19-5 (.792)</b>	<b>20-7 (.741)</b>

\* Postseason canceled by COVID-19 pandemic; \*\* Season ended by Duke's COVID protocols

### SCHEYER'S DUKE CAREER STATS

	GP-GS	Min	FG	Pct	3FG	Pct	FT	Pct	Reb	Avg	PF	Ast	Turn	Blk	Stl	Pts	Avg
2006-07	33-32	1,112	113-284	.398	61-167	.365	115-136	.846	110	3.3	57	61	52	5	39	402	12.2
2007-08	34-1	963	115-259	.444	47-121	.388	120-135	.889	134	3.9	56	83	37	9	46	397	11.7
2008-09	37-35	1,214	146-368	.397	79-205	.385	179-214	.836	134	3.6	62	102	57	6	58	550	14.9
2009-10	40-40	1,470	212-531	.399	110-287	.383	194-221	.878	144	3.6	54	194	65	10	65	728	18.2
<b>Total</b>	<b>144-108</b>	<b>4,759</b>	<b>586-1,442</b>	<b>.406</b>	<b>297-780</b>	<b>.381</b>	<b>608-706</b>	<b>.861</b>	<b>522</b>	<b>3.6</b>	<b>229</b>	<b>440</b>	<b>211</b>	<b>30</b>	<b>208</b>	<b>2,077</b>	<b>14.4</b>

### 2022-23 IN REVIEW

#### SEASON SUMMARY

- » The 118th season of Duke Basketball ushered in a new era for the program with **Jon Scheyer** succeeding Hall of Famer **Mike Krzyzewski** as the 20th head coach in the team history.
- » In an historic debut campaign for Scheyer, the Blue Devils finished ranked No. 12 in the *Associated Press* poll, captured the program's 22nd ACC Tournament title, reached the NCAA Tournament for the 45th time and posted a 27-9 overall record and a 14-6 mark in ACC play.
- » Scheyer inherited one of the nation's youngest rosters, with junior captain **Jeremy Roach** as the lone returning starter from a Duke team that reached the Final Four in 2021-22.
- » Eighty percent of Duke's minutes in the 2022-23 season were logged by players not on the roster the previous year -- the highest percentage on record in team history.
- » Finding continuity towards the end of the season after a year full of injuries, Duke played 11 of its final 12 games with a full complement of players available and started the same lineup in 15 of its final 16 games. Duke finished the year with a 19-1 overall record in games with its full roster available -- was 8-8 otherwise.
- » Duke entered the NCAA Tournament on a nine-game winning streak -- just three other Duke teams in history entered the NCAA Tournament on longer winning streaks (1999, 27-game streak; 1963, 18-game; 1986, 16-game).
- » With a priority on defense and rebounding, the Blue Devils held opponents below their season scoring average 31 times and were 27-4 in those games. They out-rebounded 29 opponents and were 25-4 when doing so.
- » Duke's 63.6 points allowed were its fourth fewest since 1950-51 and the fewest since the school-record 61.0 allowed by the 2010 squad.
- » The tallest team in the nation, Duke used its length on the perimeter and height at the rim to finish as one of just three Division I teams in the NCAA's top 40 for scoring defense (30th), field goal defense (27th), three-point defense (24th) and blocked shots (37th) -- Houston and Connecticut were the others.
- » On the glass, Duke was fifth nationally and led the ACC in rebounding margin (+7.9), while also leading the ACC and ranking 21st in rebounds per game (38.7). Duke was second in the conference in total rebounds (38.7) and third in defensive boards (26.7).
- » Freshman **Kyle Filipowski** recorded 16 double-doubles to lead all Division I freshmen, rank second in the ACC overall and 11th nationally and was tied for the second most by a Duke freshman all-time. He led all power conference freshmen in rebound average and his 322 boards were tied for third most by a Duke freshman.
- » Filipowski was a second-team All-ACC pick and joined Roach (honorable mention) on the All-ACC Team. Filipowski, **Tyrese Proctor** and **Dereck Lively II** were each tapped to the ACC All-Freshman Team, while Lively also earned one of the five spots on the league's All-Defensive Team.
- » Once again emerging as a postseason star, Roach poured in a career-high 23 points in the ACC Tournament title game win over Virginia and dropped 23 more in the NCAA First Round win over Oral Roberts. As a sophomore the year prior, Roach averaged 11.8 points, shot .438 from the field and led the team with 20 assists in Duke's five-game run to the Final Four.
- » Roach and Filipowski were presented Duke's Most Valuable Player Awards at the team's annual banquet. Sophomore Jaylen Blakes was the recipient of both the Glenn E. "Ted" Mann Award, given to the reserve who most contributed to team morale, and the Dr. Deryl Hart Award for the team's top scholar athlete. The Pagliuca Family Coach's Award, given to the player that best exemplified the commitment and values of Duke Basketball, was presented to freshman Mark Mitchell. **Dereck Lively II** was honored as the team's Best Defensive Player.

**CURRENT STREAKS**

Overall	Won 2
Unranked teams anywhere	Won 2
Ranked teams anywhere	Won 1
Home	Won 5
Home ACC	Won 10
Home non-conference	Won 5
Home unranked non-conference	Won 24
Home ranked teams	Lost 1
Home unranked teams	Won 22
Road	Lost 2
Road ACC	Lost 1
Road ranked teams	Lost 3
Road unranked teams	Lost 2
Neutral	Won 1
Neutral ranked teams	Won 1
Neutral unranked teams	Won 5

Consecutive Made Free Throws	Career Long*	Season Long	Active
Jeremy Roach	13	12	12
Tyrese Proctor	17	11	11
Jaylen Blakes	5	5	5
Jared McCain	4	4	4
TJ Power	4	4	4
Kyle Filipowski	10	9	2
Caleb Foster	3	3	2
Ryan Young	19	3	1
Mark Mitchell	13	12	--
Christian Reeves	3	1	--
Sean Stewart	2	2	--
Jaden Schutt	1	--	1
Spencer Hubbard	1	--	--

\*Duke career only

Consecutive Games Played with 3-Point Field Goal	Career Long	Season Long	Active
Jeremy Roach	6	5	5
Jared McCain	4	4	2
Caleb Foster	2	2	2
Kyle Filipowski	8	2	1
Jaylen Blakes	3	1	--
Tyrese Proctor	12	7	--
TJ Power	3	3	--
Mark Mitchell	3	1	--
Jaden Schutt	2	--	--
Ryan Young	> 2	--	--

> includes previous school

Games Played	2023-24	Career
Ryan Young	10 (7-3)	> 132 (67-65)
Jeremy Roach	10 (7-3)	105 (76-29)
Jaylen Blakes	10 (7-3)	63 (50-13)
Kyle Filipowski	10 (7-3)	46 (34-12)
Tyrese Proctor	8 (5-3)	45 (33-12)
Jared McCain	10 (7-3)	10 (7-3)
Caleb Foster	10 (7-3)	10 (7-3)
Sean Stewart	10 (7-3)	10 (7-3)
Mark Mitchell	9 (6-3)	44 (33-11)
TJ Power	7 (5-2)	7 (5-2)
Neal Begovich	3 (3-0)	> 18 (14-4)
Christian Reeves	3 (2-1)	16 (12-4)
Spencer Hubbard	3 (3-0)	9 (9-0)
Jaden Schutt	--	14 (11-3)
Stanley Borden	--	2 (2-0)

> includes previous school

Record in such games in ( )

Starts	Consecutive	Career
Kyle Filipowski	46	46 (34-12)
Jeremy Roach	26	85 (63-22)
Jared McCain	10	10 (7-3)
Mark Mitchell	2	43 (33-10)
Caleb Foster	2	2 (2-0)
Ryan Young	--	> 48 (15-33)
Tyrese Proctor	--	42 (31-11)
Jaylen Blakes	--	2 (1-1)

> includes previous school

Record in such games in ( )

**SEASON / CAREER TOTALS**

	2023-24	Career
<b>Double Figure Scoring Games</b>		
Kyle Filipowski	9	40 (32-8)
Jeremy Roach	7	56 (42-14)
Mark Mitchell	6	22 (20-2)
Tyrese Proctor	4	22 (17-5)
Jared McCain	4	4 (4-0)
Caleb Foster	3	3 (2-1)
Jaylen Blakes	2	4 (3-1)
Sean Stewart	1	1 (1-0)
Ryan Young	--	> 42 (20-22)

20+ Point Games	2023-24	Career
Kyle Filipowski	5	11 (8-3)
Jeremy Roach	2	10 (7-3)
Mark Mitchell	1	1 (1-0)
Tyrese Proctor	1	1 (1-0)
Jared McCain	1	1 (1-0)
Ryan Young	--	> 4 (4-0)

30+ Point Games	2023-24	Career

10+ Rebound Games	2023-24	Career
Kyle Filipowski	4	20 (16-4)
Jared McCain	2	2 (1-1)
Sean Stewart	1	1 (1-0)
Ryan Young	--	> 8 (6-2)
Tyrese Proctor	--	1 (1-0)

Double-Doubles	2023-24	Career
Kyle Filipowski	3	19 (15-4)
Jared McCain	1	1 (1-0)
Sean Stewart	1	1 (1-0)
Ryan Young	--	> 5 (4-1)
Tyrese Proctor	--	2 (2-0)
Jeremy Roach	--	1 (1-0)

20-10 Games	2023-24	Career
Kyle Filipowski	3	7 (5-2)
Ryan Young	--	> 2 (2-0)

3+ Steal Games	2023-24	Career
Jaylen Blakes	1	2 (1-1)
Jared McCain	1	1 (0-1)
Sean Stewart	1	1 (1-0)
Kyle Filipowski	--	6 (5-1)
Jeremy Roach	--	4 (3-1)
Ryan Young	--	> 2 (1-1)

3+ Three-Point Field Goal Games	2023-24	Career
Jeremy Roach	3	13 (11-2)
Jared McCain	3	3 (3-0)
Kyle Filipowski	2	5 (3-2)
Jaylen Blakes	1	3 (2-1)
Caleb Foster	1	1 (1-0)
TJ Power	1	1 (1-0)
Tyrese Proctor	1	6 (6-0)
Jaden Schutt	--	1 (1-0)

Scoring Leaders	2023-24	Career
Kyle Filipowski	5	21 (15-6)
Caleb Foster	1	1 (1-0)
Jared McCain	1	1 (1-0)
Mark Mitchell	1	3 (3-0)
Tyrese Proctor	1	4 (2-2)
Jeremy Roach	1	15 (11-4)
Jaylen Blakes	--	2 (1-1)
Ryan Young	--	2 (2-0)

Rebounding Leaders	2023-24	Career
Kyle Filipowski	7	29 (19-10)
Jared McCain	2	2 (1-1)
Ryan Young	1	8 (6-2)
Sean Stewart	1	1 (1-0)
Tyrese Proctor	--	3 (2-1)
Mark Mitchell	--	2 (2-0)
Jeremy Roach	--	1 (1-0)

Assist Leaders	2023-24	Career
Tyrese Proctor	5	22 (17-5)
Kyle Filipowski	4	5 (4-1)
Jeremy Roach	3	30 (22-8)
Jared McCain	2	2 (0-2)
Caleb Foster	1	1 (1-0)
Jaylen Blakes	--	5 (3-2)
Mark Mitchell	--	2 (1-1)
Ryan Young	--	2 (1-1)

Record in such games in ( )

> includes previous school

**HONORS & AWARDS**

<b>Kyle Filipowski</b>	Preseason ACC Player of the Year
	Preseason First Team All-ACC
	Preseason First Team All-America (Associated Press)
	Preseason First Team All-America (Blue Ribbon)
	Preseason First Team All-America (Sporting News)
	NABC Division I Player of the Year -- Preseason Watch List
	Karl Malone Power Forward of the Year -- Preseason Watch List
	Naismith Trophy -- Preseason Watch List
	Wooden Award -- Preseason Top 50

<b>Tyrese Proctor</b>	Preseason Second Team All-ACC
	NABC Division I Player of the Year -- Preseason Watch List
	Bob Cousy Point Guard of the Year -- Preseason Watch List
	Naismith Trophy -- Preseason Watch List
	Wooden Award -- Preseason Top 50
	Team Captain

<b>Jeremy Roach</b>	Jerry West Shooting Guard of the Year -- Preseason Watch List
	Wooden Award -- Preseason Top 50
	Team Captain

<b>Mark Mitchell</b>	Julius Erving Small Forward of the Year -- Preseason Watch List
----------------------	---

**CAREER DOUBLE-DOUBLES (BY DATE)**

Player (No.)	Date	Opponent	Pts	R/A/B/S
@Ryan Young (1)	11/22/19	Norfolk St.	19	12
@Ryan Young (2)	12/15/19	SIU-Edwards.	25	12
@Ryan Young (3)	12/21/19	DePaul	11	11
Kyle Filipowski (1)	11/7/22	Jacksonville	10	12
Kyle Filipowski (2)	11/11/22	USC Upstate	15	10
Kyle Filipowski (3)	11/15/22	Kansas	17	14
Tyrese Proctor (1)	11/18/22	Delaware	13	10
Kyle Filipowski (4)	11/24/22	Oregon St.	19	14
Ryan Young (4)	11/24/22	Oregon St.	11	15
Kyle Filipowski (5)	12/3/22	Boston Coll.	13	10
Kyle Filipowski (6)	12/6/22	Iowa	12	10
Ryan Young (5)	12/31/22	Fla. St.	20	12
Kyle Filipowski (7)	1/11/23	Pitt	28	15
Kyle Filipowski (8)	1/14/23	Clemson	18	14
Kyle Filipowski (9)	1/21/23	Miami	17	14
Kyle Filipowski (10)	1/23/23	Va Tech	29	10
Kyle Filipowski (11)	1/31/23	Wake	16	11
Kyle Filipowski (12)	2/18/23	Syracuse	14	12
Jeremy Roach (1)	2/25/23	Va Tech	19	11-a
Kyle Filipowski (13)	2/28/23	NC State	11	14
Kyle Filipowski (14)	3/2/23	N Carolina	22	13
Tyrese Proctor (2)	3/10/23	Pitt	11	10-a
Kyle Filipowski (15)	3/10/23	Miami	17	11
Kyle Filipowski (16)	3/11/23	Virginia	20	10
<b>Jared McCain (1)</b>	<b>11/17/23</b>	<b>Bucknell</b>	<b>17</b>	<b>10</b>
<b>Sean Stewart (1)</b>	<b>11/21/23</b>	<b>La Salle</b>	<b>16</b>	<b>10</b>
<b>Kyle Filipowski (17)</b>	<b>11/24/23</b>	<b>Southern Indiana</b>	<b>21</b>	<b>14</b>
<b>Kyle Filipowski (18)</b>	<b>11/29/23</b>	<b>Arkansas</b>	<b>26</b>	<b>10</b>
<b>Kyle Filipowski (19)</b>	<b>12/12/23</b>	<b>Hofstra</b>	<b>28</b>	<b>12</b>

**bold** - this season

@ while playing at Northwestern

Double-doubles are points-rebounds, unless noted

## DUKE IN THE ASSOCIATED PRESS POLL

### DUKE'S AP POLL HISTORY

Total Polls Ranked	879 (69%)
Top 10 Rankings	723 (57%)
Top 5 Rankings	434 (34%)
No. 1 Rankings	145 (12%)
Longest Consecutive Polls Ranked	200 <sup>1</sup>
Current Streak	9

<sup>1</sup> - Duke was ranked in 200 consecutive polls from 1997-07, the third-longest streak in college basketball history.

#### YEARS RANKED

Total Years	63
Consecutive Years	41
Current Streak	41

#### FINAL POLL

Total Polls	51 (68%)
Top 10	39 (53%)
Top 5	17 (23%)
High Rank	1 (eight times)

#### NO. 1 RANKING

Total Weeks	145
Most No. 1 Weeks in Succession	18 (1992)

### DUKE IN THE POLLS | 2023-24 SEASON

Date	AP	Coaches
Preseason	2	3
Week 2	9	9
Week 3	9	9
Week 4	7	7
Week 5	22	21
Week 6	21	19
Week 7	21	19
Week 8		
Week 9		
Week 10		
Week 11		
Week 12		
Week 13		
Week 14		
Week 15		
Week 16		
Week 17		
Week 18		
Final		

### DUKE IN TOP 10 / TOP 25 CHARTS

#### CONSECUTIVE WEEKS IN AP TOP 25 RANKINGS | ALL-TIME

1. Kansas	231 (2009-20)
2. UCLA	221 (1967-80)
<b>3. Duke</b>	<b>200 (1997-07)</b>
4. North Carolina	172 (1991-00)
5. North Carolina	171 (1973-83)
<b>6. Duke</b>	<b>167 (2008-16)</b>
7. Marquette	166 (1970-80)
8. Kentucky	164 (1991-00)
9. Kansas	145 (1991-99)
<b>10. Duke</b>	<b>143 (1987-95)</b>

» *The Blue Devils have been in 495 of the last 515 polls*

#### CONSECUTIVE AP TOP-10 RANKINGS | ACC

<b>1. Duke</b>	<b>122 (11/26/07-1/6/14)</b>
<b>2. Duke</b>	<b>75 (12/26/61-12/6/66)</b>
<b>3. Duke</b>	<b>69 (1/22/91-12/26/94)</b>
4. Maryland	68 (11/25/72-3/2/76)
<b>5. Duke</b>	<b>67 (12/20/99-3/3/03)</b>

#### CONSECUTIVE AP TOP-10 RANKINGS | NCAA

1. UCLA	155 (11/15/66-1/20/76)
<b>2. Duke</b>	<b>122 (11/26/07-1/6/14)</b>
3. Kentucky	91 (3/14/94-2/15/99)
4. Gonzaga	84 (2/12/18-11/28/22)
5. Kansas	76 (11/21/94-12/7/98)
<b>6. Duke</b>	<b>75 (12/26/61-12/6/66)</b>
<b>7. Duke</b>	<b>69 (1/22/91-12/26/94)</b>
8. Maryland	68 (11/25/72-3/2/76)
<b>9. Duke</b>	<b>67 (12/20/99-3/3/03)</b>
10. Marquette	66 (2/17/70-2/26/74)

All charts through Dec. 18, 2023

### TOP 25 FACTS & RECORDS

Rank	Total Weeks Ranked	Last Time	Games	Record as Rank	Pct.	Record vs. Rank	Pct.
No. 1	145	11/29/2021	284	243-41	.856	10-21	.323
No. 2	90	Pre 2023-24	166	142-24	.855	18-28	.391
No. 3	76	12/6/2021	148	121-27	.818	17-24	.415
No. 4	59	2/28/2022	112	94-18	.839	13-20	.394
No. 5	64	11/22/2021	131	100-31	.763	12-22	.353
No. 6	73	1/17/2022	156	122-34	.782	18-11	.621
No. 7	68	11/27/2023	136	102-34	.750	18-16	.529
No. 8	59	11/21/2022	103	84-19	.816	12-22	.353
No. 9	47	11/20/2023	96	75-21	.781	15-15	.500
No. 10	43	12/7/2020	58	42-16	.724	12-7	.632
No. 11	18	Final 2020	31	22-9	.710	17-14	.548
No. 12	18	Final 2023	32	25-7	.781	15-7	.682
No. 13	15	12/19/2007	32	28-4	.875	19-10	.655
No. 14	16	12/19/2022	32	24-8	.750	20-8	.714
No. 15	14	12/5/2022	28	22-6	.786	14-9	.609
No. 16	13	1/2/2023	23	12-11	.522	11-6	.647
No. 17	19	12/26/2022	34	22-12	.647	14-10	.583
No. 18	11	2/6/2017	21	14-7	.667	11-10	.524
No. 19	11	1/11/2021	19	9-10	.474	13-7	.650
No. 20	9	12/28/2020	12	10-2	.833	11-13	.458
<b>No. 21</b>	<b>8</b>	<b>12/18/2023</b>	<b>12</b>	<b>11-1</b>	<b>.917</b>	<b>8-2</b>	<b>.800</b>
No. 22	1	12/4/2023	1	1-0	1.000	7-3	.700
No. 23	1	1/13/2014	2	2-0	1.000	9-2	.818
No. 24	2	1/9/2023	3	1-2	.333	8-3	.727
No. 25	0	Never	-	0-0	.000	4-1	.800
<b>Totals</b>	<b>879</b>	<b>12/18/23</b>	<b>1,671</b>	<b>1,328-344</b>	<b>.794</b>	<b>326-291</b>	<b>.528</b>

### DUKE AT NO. 1 CHARTS

#### END OF SEASON NO. 1 RANKINGS | ALL-TIME

1. Kentucky	10
<b>2. Duke</b>	<b>8</b>
UCLA	8
4. North Carolina	6
5. Kansas	4
Ohio State	4

#### END OF SEASON NO. 1 RANKINGS | SINCE 1986

<b>1. Duke</b>	<b>8</b>
2. Kansas	4
3. Kentucky	3
North Carolina	3
Gonzaga	3
6. Ohio State	2
UNLV	2

#### WEEKS RANKED NO. 1 | ALL-TIME

<b>1. Duke</b>	<b>145</b>
2. UCLA	134
3. Kentucky	125
4. North Carolina	113
5. Kansas	77
6. Indiana	54
7. Cincinnati	45
8. Gonzaga	42
9. Arizona	39
10. Ohio State	37

#### WEEKS RANKED NO. 1 | ACC SCHOOLS

<b>1. Duke</b>	<b>145</b>
2. North Carolina	113
3. Virginia	17
4. NC State	13
5. Syracuse*	3
Wake Forest	3
7. Louisville*	2
8. Georgia Tech	1

\* as ACC member

#### WEEKS RANKED NO. 1 | SINCE 1985 (NCAA TOURNEY EXPANSION)

<b>1. Duke</b>	<b>127</b>
2. North Carolina	72
3. Kansas	68
4. Kentucky	48
5. Gonzaga	42

#### WEEKS RANKED NO. 1 | SINCE 2001 (THIS CENTURY)

<b>1. Duke</b>	<b>74</b>
2. Gonzaga	42
Kansas	42
4. Kentucky	38
5. North Carolina	34

#### GAMES RANKED NO. 1 | ALL-TIME (SINCE 1949)

<b>1. Duke</b>	<b>284 (243-41)</b>
2. UCLA	257 (242-15)
3. Kentucky	233 (203-30)
4. North Carolina	223 (190-33)
5. Kansas	132 (111-21)
6. Indiana	98 (88-10)
7. Cincinnati	79 (71-8)
8. Ohio State	77 (71-6)
9. Gonzaga	74 (66-8)
10. UNLV	72 (66-6)

#### GAMES RANKED NO. 1 | SINCE 1998

<b>1. Duke</b>	<b>182 (153-29)</b>
2. North Carolina	84 (71-13)
3. Kentucky	81 (72-9)
4. Gonzaga	74 (66-8)
5. Kansas	70 (59-11)
6. Connecticut	50 (42-8)
7. Arizona	39 (33-6)
8. Villanova	34 (28-6)
9. Florida	32 (26-6)
Illinois	32 (30-2)

#### CONSECUTIVE SEASONS RANKED NO. 1 | NCAA

1. UCLA	12 (1964-75)
<b>2. Duke</b>	<b>7 (1998-04)</b>
3. Kansas	5 (1993-97)
<b>4. Duke</b>	<b>4 (2017-20)</b>
Kentucky	4 (2014-17)
<b>6. Duke</b>	<b>3 (1992-94)</b>
North Carolina	3 (1957-59)
North Carolina	3 (1982-84)
North Carolina	3 (1986-88)
North Carolina	3 (1993-95)
North Carolina	3 (2007-09)
Villanova	3 (2016-18)

All charts through Dec. 18, 2023



**2023-24 Season**

- » A graduate transfer to Duke after a four-year playing career at Stanford
- » Earned his economics degree from Stanford and is pursuing his Master of Management Studies graduate degree from Duke's Fuqua School of Business
- » Made his Duke debut against Dartmouth, playing two minutes and grabbing one rebound
- » Logged a season-high four minutes against Bucknell (11/17), reeling in one rebound

**Before Duke**

- » Appeared in a total of 15 games for the Cardinal, including two starts
- » Shot 6-of-14 (.429) from the field at Stanford

**Personal**

- » His older brothers, Daniel and Joseph, both played basketball at Stanford
- » Joins Daniel in Durham, who is in his second year as a graduate assistant for the Blue Devils

**LAST FIVE GAME STATS**

Date	Opponent	Start	FG	Pct.	3FG	Pct.	FT	Pct.	Reb	PF	Pts	Ast	TO	Blk	Stl	Min
11/24	Southern Indiana															
11/29	at Arkansas															
12/2	at Georgia Tech															
12/9	Charlotte															
12/12	Hofstra		0-0	.000	0-0	.000	0-0	.000	0-0-0	0	0	0	0	0	0	1

**CAREER HIGHS**

3 at N.C. A&T (12/6/20)	<b>Points</b>	--
3 vs. Washington (2/26/23)	<b>Rebounds</b>	1, 2x, last vs. Bucknell (11/17/23)
2 vs. Green Bay (12/16/22)	<b>Assists</b>	--
1 vs. Green Bay (12/16/22)	<b>Steals</b>	--
1 at Oregon State (3/2/23)	<b>Blocks</b>	--
1, 6x, last vs. Green Bay (12/16/22)	<b>FG Made</b>	--
1 at N.C. A&T (12/6/20)	<b>3FG Made</b>	--
2 at Oregon State (3/2/23)	<b>FT Made</b>	--
6 vs. Washington (2/26/23)	<b>Minutes</b>	4 vs. Bucknell (11/17/23)

**SEASON HIGHS**

**Career Statistics**

Season	GP-GS	Min	FG-FGA	Pct.	3PT-A	Pct.	FT-FTA	Pct.	Reb	Avg.	PF-DQ	Ast	TO	Blk	Stl	Pts	Avg
2020-21	3-0	7	3-3	1.000	1-1	1.000	0-0	.000	1	0.3	0-0	0	0	0	0	7	2.3
2021-22	4-0	11	1-2	.500	0-1	.000	0-0	.000	1	0.3	2-0	0	0	0	0	2	0.5
2022-23	8-2	28	2-9	.222	0-4	.000	3-5	.600	9	1.1	4-0	2	1	1	7	0.9	
2023-24	4-0	8	0-1	.000	0-1	.000	0-0	.000	2	0.5	0-0	0	0	0	0	0	0.0
<b>Totals</b>	<b>19-2</b>	<b>53</b>	<b>6-15</b>	<b>.429</b>	<b>1-7</b>	<b>.167</b>	<b>3-5</b>	<b>.600</b>	<b>13</b>	<b>0.7</b>	<b>6-0</b>	<b>2</b>	<b>1</b>	<b>1</b>	<b>1</b>	<b>16</b>	<b>0.8</b>

**PRODUCTION**

	Season	Career
Double-figure points	--	--
Double-doubles	--	--
20-point games	--	--
Dunks	--	--
5+ rebounds	--	--
3+ assists	--	--
2+ steals	--	--
Three-point plays	--	--

**2023-24 Season**

- » Played 18 minutes versus UNC Pembroke, scoring four points while logging two assists and a rebound
- » One of four Blue Devils in double-digits vs. Dartmouth, scoring 10 points on 3-for-3 shooting while grabbing two rebounds and swiping a team-high three steals
- » Turned in a perfect shooting performance against Charlotte, shooting 5-of-5 from the field, including 3-of-3 from deep and 2-2 from the charity stripe -- scoring a season-high 15 total points
- » Averaging 23 minutes and 9.8 points per game across the last two contests, helping fill in with Tyrese Proctor out due to injury

**Career**

- » Two-time letterwinner for the Blue Devils
- » Has played in a total of 54 games, including two starts as a sophomore
- » Averaged career highs in minutes, points and rebounds during his sophomore season
- » One of six Duke student-athletes that participated in the ACC's 2023 Unity Tour in Washington, D.C.
- » Competed for USA East Coast Basketball in the summer of 2022 on an overseas tour in Barcelona with other U.S. collegiate players

**Personal**

- » Chose Duke over Texas, Georgetown and Stanford, among others
- » Former Blue Devil and NBA All-Star Luol Deng played for Blair Academy in 2003

**LAST FIVE GAME STATS**

Date	Opponent	Start	FG	Pct.	3FG	Pct.	FT	Pct.	Reb	PF	Pts	Ast	TO	Blk	Stl	Min
11/24	Southern Indiana		0-1	.000	0-1	.000	0-0	.000	0-0-0	1	0	0	0	0	1	10
11/29	at Arkansas		0-0	.000	0-0	.000	0-0	.000	0-0-0	0	0	0	0	0	0	2
12/2	at Georgia Tech		1-5	.200	0-2	.000	0-0	.000	0-0-0	1	2	0	0	1	1	9
12/9	Charlotte		5-5	1.000	3-3	1.000	2-2	1.000	0-3-3	3	15	0	1	0	1	21
12/12	Hofstra		2-3	.667	0-1	.000	0-0	.000	0-1-1	0	4	2	0	0	0	25

**CAREER HIGHS**

17, 2x, last vs. Florida State (12/31/22)	<b>Points</b>	15 vs. Charlotte (12/9/23)
5 at Clemson (1/14/23)	<b>Rebounds</b>	3, 2x, last vs. Charlotte (12/9/23)
5 vs. Boston College (12/3/22)	<b>Assists</b>	2 vs. Dartmouth (11/6/23)
3, 2x, last vs. Dartmouth (11/6/23)	<b>Steals</b>	3 vs. Dartmouth (11/6/23)
2 vs. Dartmouth (11/6/23)	<b>Blocks</b>	2 vs. Dartmouth (11/6/23)
6, 2x, vs. Florida State (12/31/22)	<b>FG Made</b>	5 vs. Charlotte (12/9/23)
4 vs. Florida State (12/31/22)	<b>3FG Made</b>	3 vs. Charlotte (12/9/23)
3, 5x, last vs. Dartmouth (11/6/23)	<b>FT Made</b>	3 vs. Dartmouth (11/6/23)
30 vs. Florida State (12/31/22)	<b>Minutes</b>	21 vs. Charlotte (12/9/23)

**SEASON HIGHS**

**Career Statistics**

Season	GP-GS	Min	FG-FGA	Pct.	3PT-A	Pct.	FT-FTA	Pct.	Reb	Avg.	PF-DQ	Ast	TO	Blk	Stl	Pts	Avg
2021-22	21-0	93	8-28	.286	5-17	.294	0-1	.000	15	0.7	10-0	11	8	0	4	21	1.0
2022-23	32-2	421	33-93	.355	15-44	.341	24-37	.649	46	1.4	42-1	39	19	5	18	105	3.3
2023-24	10-0	123	12-22	.545	4-10	.400	5-5	1.000	11	1.1	8-0	6	3	3	7	33	3.3
<b>Totals</b>	<b>63-2</b>	<b>637</b>	<b>53-143</b>	<b>.371</b>	<b>24-71</b>	<b>.338</b>	<b>29-43</b>	<b>.674</b>	<b>72</b>	<b>1.1</b>	<b>60-1</b>	<b>56</b>	<b>30</b>	<b>8</b>	<b>29</b>	<b>159</b>	<b>2.5</b>

**PRODUCTION**

	Season	Career
Double-figure points	2	4
Double-doubles	--	--
20-point games	--	--
Dunks	1	4
5+ rebounds	--	1
3+ assists	--	3
2+ steals	1	6
Three-point plays	1	4
Four-point plays	--	--

**2022-23 Season**

- » Made season debut against USC Upstate (11/11), grabbing a defensive rebound in two minutes of action

**Career**

- » Played for the Portuguese U20 National Team during the FIBA European Group A Challenger in the summer of 2021, averaging 7.6 points, 6.2 rebounds, 1.2 assists and 1.0 steals
- » Member of the Besiktas J.K. U18 team for two seasons
- » As a freshman, led his high school varsity team to its first CEESA (Central-Eastern European Schools Association) Division A Championship

**Personal**

- » Also played tennis in high school
- » Joined the Duke men's basketball team as a walk-on in September 2021
- » His grandfather, Stanley Borden, played basketball at Mississippi State
- » Holds dual citizenship in Portugal and played for the Portuguese U20 National Team

**LAST FIVE GAME STATS**

Date	Opponent	Start	FG	Pct.	3FG	Pct.	FT	Pct.	Reb	PF	Pts	Ast	TO	Blk	Stl	Min
11/24	Southern Indiana	dnp	(coach's decision)													
11/29	at Arkansas	dnp	(coach's decision)													
12/2	at Georgia Tech	dnp	(coach's decision)													
12/9	Charlotte	dnp	(coach's decision)													
12/12	Hofstra	dnp	(coach's decision)													

**CAREER HIGHS**

	Points	Rebounds	Assists	Steals	FG Made	3FG Made	FT Made	Minutes
--	--	--	--	--	--	--	--	--
1, 2x, last vs. USC Upstate (11/11/21)	--	--	--	--	--	--	--	--
--	--	--	--	--	--	--	--	--
--	--	--	--	--	--	--	--	--
--	--	--	--	--	--	--	--	--
2, vs. USC Upstate (11/11/22)	--	--	--	--	--	--	--	--

**SEASON HIGHS**

**Career Statistics**

Season	GP-GS	Min	FG-FGA	Pct.	3PT-A	Pct.	FT-FTA	Pct.	Reb	Avg.	PF-DQ	Ast	TO	Blk	Stl	Pts	Avg
2021-22	1-0	1	0-0	.000	0-0	.000	0-0	.000	1	1.0	0-0	0	0	0	0	0	0.0
2022-23	1-0	2	0-0	.000	0-0	.000	0-0	.000	1	1.0	0-0	0	0	0	0	0	0.0
2023-24	--	--	--	--	--	--	--	--	--	--	--	--	--	--	--	--	--
<b>Totals</b>	<b>2-0</b>	<b>3</b>	<b>0-0</b>	<b>.000</b>	<b>0-0</b>	<b>.000</b>	<b>0-0</b>	<b>.000</b>	<b>2</b>	<b>1.0</b>	<b>0-0</b>	<b>0</b>	<b>0</b>	<b>0</b>	<b>0</b>	<b>0</b>	<b>0.0</b>

**PRODUCTION**

	Season	Career
Double-figure points	--	--
Double-doubles	--	--
20-point games	--	--
Dunks	--	--
5+ rebounds	--	--
2+ blocks	--	--
2+ steals	--	--
Three-point plays	--	--

**2023-24 Season**

- » ACC Preseason Player of the Year, AP Preseason All-America, Sporting News Preseason First Team All-America, ACC Preseason First Team All-ACC. On the preseason Karl Malone Award Watch List, NABC Division I Player of the Year Watch List, Naismith Trophy Watch List and Wooden Top-50
- » ACC Player of the Week (12/18)
- » 25 points in season opener against Dartmouth -- 22nd Blue Devil to score 25+ in the first game of a season. Finished 10-of-12 from the field against Dartmouth -- a career-high for field goals made and the fourth-best shooting percentage by a Blue Devil with at least 10 shots in a season opener
- » 4 assists against La Salle -- also finished with 17 points, second-best on the team against the Explorers
- » Season-high 26 points, including 23 in the second half, in Duke's defeat at Arkansas (11/29)
- » Finished with 28 points, 12 rebounds and eight assists versus Hofstra -- the first Blue Devil ever with that stat line and just the 10th with at least 25/10/5.

**Career**

- » ACC Rookie of the Year, All-ACC Second Team, ACC Tournament MVP, Honorable Mention All-America, Kyle Macy Freshman of the Year following the 2022-23 season
- » First player in ACC history to open a season with four consecutive Rookie of the Week honors
- » Scored in double-figures in 31 games as a freshman, including in each of the first 12 games

**High School**

- » Ranked as the No. 10 overall player and No. 2 at his position (center, behind teammate Dereck Lively II) in ESPN 100's class of 2022 rankings
- » Named the Massachusetts Boys Basketball Gatorade Player of the Year as a junior in 2020-21
- » Named to the 2021 USA Basketball 3x3 U18 World Cup, where he led the Americans to the gold medal
- » Led Wilbraham & Monson to the 2020 New England Prep School championship and was named tournament MVP
- » Held a 4.02 cumulative GPA in high school and received Magna Cum Laude Award for Academic Excellence
- » Wearing No. 30 at Duke -- selecting that number as it is the number worn by head coach Jon Scheyer when he played at Duke

**Personal**

- » Father, Dave, played on the men's basketball team at Slippery Rock University from 1979-81
- » Mother, Becky, played on the women's basketball team at Long Beach State from 1982-84
- » Twin brother, Matthew, is a member of the Harvard men's basketball team

**Career Statistics**

Season	GP-GS	Min	FG-FGA	Pct.	3PT-A	Pct.	FT-FTA	Pct.	Reb	Avg.	PF-DQ	Ast	TO	Blk	Stl	Pts	Avg
2022-23	36-36	1047	189-429	.441	35-124	.282	130-170	.765	322	8.9	93-2	56	89	26	47	543	15.1
2023-24	10-10	293	67-130	.515	11-34	.324	39-53	.736	92	9.2	24-0	30	18	19	12	184	18.4
<b>Totals</b>	<b>46-46</b>	<b>1340</b>	<b>256-559</b>	<b>.458</b>	<b>46-158</b>	<b>.291</b>	<b>169-223</b>	<b>.758</b>	<b>414</b>	<b>9.0</b>	<b>117-2</b>	<b>86</b>	<b>107</b>	<b>45</b>	<b>59</b>	<b>727</b>	<b>15.8</b>

**LAST FIVE GAME STATS**

Date	Opponent	Start	FG	Pct.	3FG	Pct.	FT	Pct.	Reb	PF	Pts	Ast	TO	Blk	Stl	Min
11/24	Southern Indiana	*	8-16	.500	0-3	.000	5-9	.556	4-10-14	3	21	3	1	3	1	31
11/29	at Arkansas	*	9-20	.450	1-5	.200	7-8	.875	4-6-10	3	26	1	3	1	2	32
12/2	at Georgia Tech	*	4-9	.444	0-3	.000	4-6	.667	3-6-9	1	12	5	0	4	1	35
12/9	Charlotte	*	2-10	.200	0-1	.000	1-2	.500	2-11-13	2	5	4	2	1	1	32
12/12	Hofstra	*	10-16	.625	4-7	.571	4-5	.800	3-9-12	2	28	8	7	3	1	35

**CAREER HIGHS**

	Points	Rebounds	Assists	Steals	Blocks	FG Made	3FG Made	FT Made	Minutes
29 at Virginia Tech (1/23/23)	28 vs. Hofstra (12/12/23)	15, 2x, last vs. Pittsburgh (1/11/23)	14 vs. Southern Indiana (11/24/23)	8 vs. Hofstra (12/12/23)	8 vs. Hofstra (12/12/23)	4, 2x, last vs. Oral Roberts (3/16/23)	2, 3x, last at Arkansas (11/29/23)	4 at Georgia Tech (12/2/23)	4 at Georgia Tech (12/2/23)
10, 3x, last vs. Hofstra (12/12/23)	10, 3x, last vs. Hofstra (12/12/23)	4, 3x, last vs. Hofstra (12/12/23)	4 vs. Hofstra (12/12/23)	11 vs. Pittsburgh (1/11/23)	7 at Arkansas (11/29/23)	38, 2x, last vs. Tennessee (3/18/23)	35, 2x, last vs. Hofstra (12/12/23)		

**SEASON HIGHS**

**PRODUCTION**

	Season	Career
Double-figure points	9	40
Double-doubles	3	19
20-point games	5	11
Dunks	9	29
3+ 3-point field goals	2	5
5+ rebounds	10	43
3+ assists	6	11
2+ steals	3	15
2+ blocks	5	11
Three-point plays	5	20

# #1 • CALEB FOSTER

G • 6-5 • 197 • Fr. • Harrisburg, N.C. • Notre Dame [Calif.]

## 2023-24 Season

- » Played a team-high 22 minutes in Duke's exhibition against UNC Pembroke, scoring nine points while grabbing three rebounds and dishing three assists
- » Scored double-figures in his Duke debut, logging 15 points on 6-of-10 shooting against Dartmouth
- » Burst onto the scene with an 18-point performance versus Michigan State in the Champions Classic (11/14), connecting on four three-pointers, including back-to-back shots from deep late in the contest to ice the game for the Blue Devils
- » 17th Duke freshman all-time to shoot .800 or better from three with at least five attempts and first since AJ Griffin during the 2021-22 season
- » Dished a team-high six assists against Bucknell (11/17), adding in nine points and four rebounds in 23 minutes
- » Played a career-high 36 minutes in place of an injured Tyrese Proctor vs. Georgia Tech (12/2), scoring 12 points on 5-of-8 shooting
- » First career start versus Charlotte, playing 29 minutes and scoring seven points while adding three assists

## High School

- » Rated by 247Sports with five stars as the No. 22 player nationally, the No. 4 combo guard and the No. 3 player from the state of California
- » Rated by ESPN with five stars as the No. 24 player nationally, the No. 7 point guard and the No. 4 player from the state of California
- » Transferred from Oak Hill Academy in Virginia to Notre Dame High School in California for his senior season
- » Named MaxPreps California Player of the Year following his senior season after averaging 21.4 points, 6.8 rebounds and 3.9 assists per game
- » Played for Team Thad (Tenn.) on the Nike EYBL circuit
- » Averaged 28.3 points, 5.7 rebounds and 4.7 assists a game in the final EYBL session in Kansas City in the summer of 2022
- » Was a force at the 2022 Nike Peach Jam, averaging 25.2 points, shooting .444 from the three-point line with 4.7 assists a game
- » Initially committed to Duke on Sept. 16, 2021
- » Also had offers from Illinois, Stanford and Louisville among others

## Personal

- » Son of Nickey and Yvonne Foster
- » Has a brother, Jordan Marsh, and three sisters - Ivy, Candace and Jasmine

## LAST FIVE GAME STATS

Date	Opponent	Start	FG	Pct.	3FG	Pct.	FT	Pct.	Reb	PF	Pts	Ast	TO	Blk	Stl	Min
11/24	Southern Indiana		3-8	.375	0-1	.000	3-6	.500	0-3-3	1	9	0	1	0	0	21
11/29	at Arkansas		0-5	.000	0-2	.000	2-4	.500	0-0-0	3	2	1	1	0	0	19
12/2	at Georgia Tech		5-8	.625	1-2	.500	1-4	.250	0-1-1	2	12	1	1	1	2	36
12/9	Charlotte	*	2-4	.500	1-1	1.000	2-3	.667	2-1-3	2	7	3	1	0	0	29
12/12	Hofstra	*	4-6	.667	1-2	.500	0-0	.000	0-4-4	3	9	1	3	0	0	28

## CAREER HIGHS

18 vs. Michigan State (11/14/23)	<b>Points</b>	18 vs. Michigan State (11/14/23)
4, 3x, last vs. Hofstra (12/12/23)	<b>Rebounds</b>	4, 3x, last vs. Hofstra (12/12/23)
6 vs. Bucknell (11/17/23)	<b>Assists</b>	6 vs. Bucknell (11/17/23)
2 at Georgia Tech (12/2/23)	<b>Steals</b>	2 at Georgia Tech (12/2/23)
1, 2x, last at Georgia Tech (12/2/23)	<b>Blocks</b>	1, 2x, last at Georgia Tech (12/2/23)
7 vs. Michigan State (11/14/23)	<b>FG Made</b>	7 vs. Michigan State (11/14/23)
4 vs. Michigan State (11/14/23)	<b>3FG Made</b>	4 vs. Michigan State (11/14/23)
2, 32, last vs. Charlotte (12/9/23)	<b>FT Made</b>	2, 32, last vs. Charlotte (12/9/23)
36 at Georgia Tech (12/2/23)	<b>Minutes</b>	36 at Georgia Tech (12/2/23)

## SEASON HIGHS

PRODUCTION	Season	Career
Double-figure points	3	3
Double-doubles	--	--
20-point games	--	--
Dunks	--	--
3+ 3-point field goals	1	1
5+ rebounds	--	--
3+ assists	3	3
2+ steals	1	1
Three-point plays	1	1

## Career Statistics

Season	GP-GS	Min	FG-FGA	Pct.	3PT-A	Pct.	FT-FTA	Pct.	Reb	Avg.	PF-DQ	Ast	TO	Blk	Stl	Pts	Avg
2023-24	10-2	248	33-66	.500	10-26	.385	12-23	.522	22	2.2	17-0	16	10	2	3	88	8.8
<b>Totals</b>	<b>10-2</b>	<b>248</b>	<b>33-66</b>	<b>.500</b>	<b>10-26</b>	<b>.385</b>	<b>12-23</b>	<b>.522</b>	<b>22</b>	<b>2.2</b>	<b>17-0</b>	<b>16</b>	<b>10</b>	<b>2</b>	<b>3</b>	<b>88</b>	<b>8.8</b>

# #55 • SPENCER HUBBARD

G • 5-8 • 157 • Sr. • Los Angeles, Calif. • Harvard Westlake

## 2023-24

- » Was awarded a scholarship ahead of the season after playing for the Blue Devils as a walk-on for the previous two seasons
- » Scored first career bucket against Dartmouth while adding first career assist
- » Played a season-high four minutes against Bucknell, grabbing a defensive rebound

## Personal

- » His mother, Beth, attended Duke University
- » His uncle, Joe Hubbard, has spent time on the football staffs at USC, UNLV and the Los Angeles Rams
- » Was a member of Duke's practice squad his freshman year before earning a walk-on spot as a sophomore

## LAST FIVE GAME STATS

Date	Opponent	Start	FG	Pct.	3FG	Pct.	FT	Pct.	Reb	PF	Pts	Ast	TO	Blk	Stl	Min
11/24	Southern Indiana		dnp (coach's decision)													
11/29	at Arkansas		dnp (coach's decision)													
12/2	at Georgia Tech		dnp (coach's decision)													
12/9	Charlotte		0-0	.000	0-0	.000	0-0	.000	0-0-0	0	0	0	0	0	0	1
12/12	Hofstra		0-0	.000	0-0	.000	0-0	.000	0-0-0	0	0	0	0	0	0	1

## CAREER HIGHS

2 vs. Dartmouth (11/6/23)	<b>Points</b>	2 vs. Dartmouth (11/6/23)
1, 2x, last vs. Bucknell (11/17/23)	<b>Rebounds</b>	1, 2x, last vs. Bucknell (11/17/23)
1 vs. Dartmouth (11/6/23)	<b>Assists</b>	1 vs. Dartmouth (11/6/23)
1 vs. USC Upstate (11/11/22)	<b>Steals</b>	--
1 vs. Dartmouth (11/6/23)	<b>FG Made</b>	1 vs. Dartmouth (11/6/23)
--	<b>3FG Made</b>	--
1 vs. Elon (12/18/21)	<b>FT Made</b>	--
5 vs. USC Upstate (11/11/22)	<b>Minutes</b>	4 vs. Bucknell (11/17/23)

## SEASON HIGHS

PRODUCTION	Season	Career
Double-figure points	--	--
Double-doubles	--	--
20-point games	--	--
Dunks	--	--
3+ 3-point field goals	--	--
5+ rebounds	--	--
2+ blocks	--	--
Three-point plays	--	--

## Career Statistics

Season	GP-GS	Min	FG-FGA	Pct.	3PT-A	Pct.	FT-FTA	Pct.	Reb	Avg.	PF-DQ	Ast	TO	Blk	Stl	Pts	Avg
2021-22	3-0	6	0-0	.000	0-0	.000	1-2	.500	1	0.3	1-0	0	0	0	0	1	0.3
2022-23	3-0	9	0-2	.000	0-1	.000	0-0	.000	1	0.3	2-0	0	2	0	1	0	0.0
2023-24	4-0	8	1-3	.333	0-2	.000	0-0	.000	1	0.3	1-0	1	0	0	0	2	0.5
<b>Totals</b>	<b>10-0</b>	<b>23</b>	<b>1-5</b>	<b>.200</b>	<b>0-3</b>	<b>.000</b>	<b>1-2</b>	<b>.500</b>	<b>3</b>	<b>0.3</b>	<b>4-0</b>	<b>1</b>	<b>2</b>	<b>0</b>	<b>1</b>	<b>3</b>	<b>0.3</b>

2023-24

- » Made first career start against Dartmouth, scoring eight points, including connecting on two shots from deep
- » Played 29 minutes against Arizona, scoring nine points and grabbing four rebounds while adding five assists
- » Recorded first career double-double versus Bucknell, scoring 17 points with 10 rebounds, including four three-pointers in the second half
- » Career-high 11 rebounds in Duke's loss at Arkansas, including seven on the defensive glass
- » First career game with 20+ points in Duke's win over Charlotte, scoring 21 on 7-of-13 shooting from the field

LAST FIVE GAME STATS																
Date	Opponent	Start	FG	Pct.	3FG	Pct.	FT	Pct.	Reb	PF	Pts	Ast	TO	Blk	Stl	Min
11/24	Southern Indiana	*	4-6	.667	2-4	.500	0-0	.000	0-0-0	1	10	2	0	0	2	22
11/29	at Arkansas	*	1-7	.143	1-3	.333	2-4	.500	4-7-11	2	5	3	1	0	2	32
12/2	at Georgia Tech	*	3-10	.300	0-3	.000	0-0	.000	1-2-3	2	6	0	0	0	0	21
12/9	Charlotte	*	7-13	.538	3-7	.429	4-4	1.000	1-2-3	3	21	3	1	0	0	33
12/12	Hofstra	*	5-8	.625	3-4	.750	0-0	.000	0-4-4	1	13	0	0	0	2	33

High School

- » Rated by 247Sports with five stars as the No. 14 player nationally, the No. 3 combo guard and the No. 1 player from the state of California
- » Rated by ESPN with five stars as the No. 10 player nationally, the No. 2 shooting guard and the No. 1 player from the state of California
- » Named the Gatorade California Player of the Year after both his junior and senior seasons
- » Named a McDonald's All-American, scoring nine points for Team West • Averaged 18.0 points, 7.1 rebounds, 4.0 assists and 1.5 steals in 34 games as a senior
- » Helped lead Centennial to a second consecutive California Open Division state title in the 2021-22 season
- » Named the MVP of the Open Division in 2022 • Also earned first-team Open Division and All-League honors in 2019 and 2021
- » Played for Russell Westbrook's Team Why Not on the Nike EYBL circuit
- » Part of the gold medal winning USA U18 National Team in Mexico
- » Initially committed to Duke on March 18, 2022
- » Also had offers from Gonzaga, Kansas and Houston among others

CAREER HIGHS

CAREER HIGHS	SEASON HIGHS
21 vs. Charlotte (12/9/23)	Points 21 vs. Charlotte (12/9/23)
11 at Arkansas (11/29/23)	Rebounds 11 at Arkansas (11/29/23)
5 vs. Arizona (11/10/23)	Assists 5 vs. Arizona (11/10/23)
3 vs. Arizona (11/10/23)	Steals 3 vs. Arizona (11/10/23)
--	Blocks --
7 vs. Charlotte (12/9/23)	FG Made 7 vs. Charlotte (12/9/23)
5 vs. Bucknell (11/17/23)	3FG Made 5 vs. Bucknell (11/17/23)
4 vs. Charlotte (12/9/23)	FT Made 4 vs. Charlotte (12/9/23)
33, 2x, last vs. Hofstra (12/12/23)	Minutes 33, 2x, last vs. Hofstra (12/12/23)

Personal

- » Has a brother, Jayce, who played collegiately at Cal State San Marcos
- » His dad, Lance, played basketball at Midland College and was teammates with Spud Webb

Career Statistics

Season	GP-GS	Min	FG-FGA	Pct.	3PT-A	Pct.	FT-FTA	Pct.	Reb	Avg.	PF-DQ	Ast	TO	Blk	Stl	Pts	Avg
2023-24	10-10	254	33-79	.418	19-43	.442	10-12	.833	43	4.3	22-1	17	10	0	10	95	9.5
<b>Totals</b>	<b>10-10</b>	<b>254</b>	<b>33-79</b>	<b>.418</b>	<b>19-43</b>	<b>.442</b>	<b>10-12</b>	<b>.833</b>	<b>43</b>	<b>4.3</b>	<b>22-1</b>	<b>17</b>	<b>10</b>	<b>0</b>	<b>10</b>	<b>95</b>	<b>9.5</b>

PRODUCTION

PRODUCTION	Season	Career
Double-figure points	4	4
Double-doubles	1	1
20-point games	1	1
Dunks	--	--
5+ rebounds	2	2
3+ assists	3	3
2+ steals	3	3
3+ 3-point field goals	3	3
Three-point plays	--	--

2023-24 Season

- » On the preseason watch list for the Julius Erving Award
- » Scored 11 points in 19 minutes in Duke's exhibition against UNC Pembroke, while also adding three assists and two rebounds
- » Did not play in Duke's season opener against Dartmouth (ankle)
- » Made 2023-24 season debut against No. 12 Arizona, starting and scoring nine points while grabbing five rebounds and blocking two shots
- » Went a perfect 9-for-9 from the free throw line versus Michigan State, setting a new career-high, en route to 13 points
- » Scored a career-high 20 points against Bucknell while collecting six rebounds and two assists in 22 minutes of action
- » Shot 5-of-6 (.833) from the field against La Salle, en route to 12 points, his third consecutive game with at least 10 points. Added five rebounds and three assists against the Explorers
- » Has averaged 12.3 points across the last three games while adding 5.0 rebounds, 1.3 assists and 1.3 steals per game.

LAST FIVE GAME STATS																
Date	Opponent	Start	FG	Pct.	3FG	Pct.	FT	Pct.	Reb	PF	Pts	Ast	TO	Blk	Stl	Min
11/24	Southern Indiana	*	2-6	.333	0-1	.000	2-4	.500	2-4-6	1	6	1	0	0	0	27
11/29	at Arkansas	*	2-8	.250	0-3	.000	2-2	1.000	2-1-3	2	6	0	1	0	0	19
12/2	at Georgia Tech	*	5-11	.455	0-1	.000	1-3	.333	3-1-4	4	11	0	1	0	1	28
12/9	Charlotte	*	2-5	.400	0-1	.000	8-12	.750	1-4-5	0	12	2	2	0	2	33
12/12	Hofstra	*	5-16	.313	0-3	.000	4-5	.800	5-1-6	0	14	2	0	0	1	26

Career

- » Awarded the Pagluica Family Coach's Award, given to the player that best exemplified the commitment and values of Duke Basketball, following the 2022-23 season
- » Averaged 9.1 points and 4.5 rebounds as a freshman, starting in all 35 of his appearances while missing just one game
- » Was the team's fourth leading scorer and third leading field goal shooter at .469 -- his 114 field goals were also fourth on the team
- » One of the nation's best defensive players, ranked in the 94th percentile in defensive metrics as a freshman
- » Duke is 20-2 when Mitchell scores in double-figures

CAREER HIGHS

CAREER HIGHS	SEASON HIGHS
20 vs. Bucknell (11/17/23)	Points 20 vs. Bucknell (11/17/23)
9 vs. Pittsburgh (1/11/23)	Rebounds 6, 2x, last vs. Southern Indiana (11/24/23)
5 at Syracuse (2/18/23)	Assists 3 vs. La Salle (11/21/23)
2, 6x, last vs. Charlotte (12/9/23)	Steals 2, 2x, last vs. Charlotte (12/9/23)
3 at Boston College (1/7/23)	Blocks 2 vs. Arizona (11/10/23)
8 vs. Bucknell (11/17/23)	FG Made 8 vs. Bucknell (11/17/23)
2, 5x, last vs. Notre Dame (2/14/23)	3FG Made 1 vs. Bucknell (11/17/23)
9 vs. Michigan State (11/14/23)	FT Made 9 vs. Michigan State (11/14/23)
38 at North Carolina (3/4/23)	Minutes 33 vs. Charlotte (12/9/23)

High School

- » Ranked as the No. 26 overall player and No. 3 at his position in the ESPN 100 class of 2022 rankings
- » Scored a game-high 19 points in the 2022 McDonald's All-American Game
- » Averaged 17.6 points on .487 field goal shooting with 6.3 rebounds per game as a senior in 2021-22
- » Chose the Blue Devils over Kansas, Missouri and North Carolina, among others

Career Statistics

Season	GP-GS	Min	FG-FGA	Pct.	3PT-A	Pct.	FT-FTA	Pct.	Reb	Avg.	PF-DQ	Ast	TO	Blk	Stl	Pts	Avg
2022-23	35-35	948	114-243	.469	19-54	.352	71-93	.763	158	4.5	35-0	42	46	18	22	318	9.1
2023-24	9-8	232	35-78	.449	1-17	.059	32-46	.696	44	4.9	15-0	11	11	3	7	103	11.4
<b>Totals</b>	<b>44-43</b>	<b>1180</b>	<b>149-321</b>	<b>.464</b>	<b>20-71</b>	<b>.282</b>	<b>103-139</b>	<b>.741</b>	<b>202</b>	<b>4.6</b>	<b>50-0</b>	<b>53</b>	<b>57</b>	<b>21</b>	<b>29</b>	<b>421</b>	<b>9.6</b>

PRODUCTION

PRODUCTION	Season	Career
Double-figure points	6	22
Double-doubles	--	--
20-point games	1	1
Dunks	13	38
3+ 3-point field goals	--	--
5+ rebounds	6	24
3+ assists	1	6
2+ blocks	1	3
Three-point plays	1	11

2023-24

- » Tallied five points in 17 minutes against UNC Pembroke, adding three boards and an assist
- » Made his Duke debut against Dartmouth, playing eight minutes and grabbing two rebounds
- » Scored his first two career points off a pair of free throws against Bucknell, adding in a rebound and an assist in his career-high 11 minutes
- » Caught fire in six minutes of action versus La Salle, drilling three three-pointers
- » Two first-half three-pointers at Arkansas in 13 minutes off the bench
- » Played a career-high 16 minutes at Georgia Tech, matching his career-bests with two rebounds and a steal

High School

- » Rated by 247Sports with five stars as the No. 16 player nationally, the No. 4 power forward and the No. 1 player from the state of Massachusetts
- » Rated by ESPN with four stars as the No. 32 player nationally, the No. 6 power forward and the No. 1 player from the state of Massachusetts
- » Named the Massachusetts Gatorade Player of the Year for the 2021-22 season
- » Averaged 13.1 points, 7.2 rebounds, 2.7 assists and 1.5 steals as a junior at Worcester Academy
- » Averaged 23.7 points and shot 45 percent from three-point in the final EYBL session in Kansas City in the summer of 2022, including a 41-point, 15-rebound, five-assist outburst against Houston Hoops
- » Helped lead Worcester Academy to back-to-back NEPSAC Class AA championships in his junior and senior seasons
- » Initially committed to Duke on Sept. 7, 2022
- » Also had offers from North Carolina, Virginia, Iowa and Notre Dame among others
- » A standout prep baseball player as well, winning a CNEPSBL title in May of 2023 with Worcester Academy.
- » Pitched 20.2 innings as a senior with a 1.69 ERA and 31 strikeouts while issuing just three walks
- » Duke women's basketball freshman Oluchi Okanawa also attended Worcester Academy

Personal

- » Son of Tom and Shannon Power
- » Has a sister, Lauren
- » His uncle, Mike, played quarterback at Boston College and his great uncle, Frank, coached basketball at Boston College

Career Statistics

Season	GP-GS	Min	FG-FGA	Pct.	3PT-A	Pct.	FT-FTA	Pct.	Reb	Avg.	PF-DQ	Ast	TO	Blk	Stl	Pts	Avg
2023-24	7-0	70	6-13	.462	6-12	.500	4-4	1.000	5	0.7	6-0	2	1	0	2	22	3.1
<b>Totals</b>	<b>7-0</b>	<b>70</b>	<b>6-13</b>	<b>.462</b>	<b>6-12</b>	<b>.500</b>	<b>4-4</b>	<b>1.000</b>	<b>5</b>	<b>0.7</b>	<b>6-0</b>	<b>2</b>	<b>1</b>	<b>0</b>	<b>2</b>	<b>22</b>	<b>3.1</b>

LAST FIVE GAME STATS

Date	Opponent	Start	FG	Pct.	3FG	Pct.	FT	Pct.	Reb	PF	Pts	Ast	TO	Blk	Stl	Min
11/24	Southern Indiana	dnp (coach's decision)														
11/29	at Arkansas		2-2	1.000	2-2	1.000	0-0	.000	0-1-1	1	6	0	0	0	0	13
12/2	at Georgia Tech		1-2	.500	1-2	.500	0-0	.000	0-2-2	1	3	0	0	0	1	16
12/9	Charlotte		0-0	.000	0-0	.000	0-0	.000	0-0-0	0	0	0	0	0	0	7
12/12	Hofstra		0-0	.000	0-0	.000	2-2	1.000	0-1-1	0	2	1	0	0	0	9

CAREER HIGHS

9 vs. La Salle (11/21/23)	Points	9 vs. La Salle (11/21/23)
2, 2x, last at Georgia Tech (12/2/23)	Rebounds	2, 2x, last at Georgia Tech (12/2/23)
1, 2x, last vs. Hofstra (12/12/23)	Assists	1, 2x, last vs. Hofstra (12/12/23)
1, 2x, last at Georgia Tech (12/2/23)	Steals	1, 2x, last at Georgia Tech (12/2/23)
--	Blocks	--
3 vs. La Salle (11/21/23)	FG Made	3 vs. La Salle (11/21/23)
3 vs. La Salle (11/21/23)	3FG Made	3 vs. La Salle (11/21/23)
2, 2x, last vs. Hofstra (12/12/23)	FT Made	2, 2x, last vs. Hofstra (12/12/23)
16 at Georgia Tech (12/2/23)	Minutes	16 at Georgia Tech (12/2/23)

SEASON HIGHS

PRODUCTION	Season	Career
Double-figure points	--	--
Double-doubles	--	--
20-point games	--	--
Dunks	--	--
3+ 3-point field goals	1	1
5+ rebounds	--	--
3+ assists	--	--
2+ steals	--	--
Three-point plays	--	--

2023-24 Season

- » ACC Preseason Second Team All-ACC
- » NABC Preseason Division I Player of the Year Watch List
- » Naismith Trophy Preseason Watch List
- » Named to preseason watch list for Bob Cousy Award
- » 4.50 assist-turnover ratio is seventh-best in the country (as of 12/18) and is fourth-best among all underclassmen with at least 30 assists nationally
- » Finished season opener with eight points and eight assists while committing just one turnover
- » Played a season-high 39 minutes versus Michigan State, scoring 13 points, grabbing six rebounds and dishing out a team-high six assists while committing zero turnovers
- » Second straight game in double-figures in Duke's win versus Bucknell, adding four more assists with zero turnovers
- » First career game with at least 20 points came in game versus La Salle -- 22 points with seven rebounds and four assists

Career

- » ACC All-Freshman Team in 2022-23
- » One of 14 known foreign-born Blue Devils, including one of three from Australia (**Jack White**, who played from 2016-20, and **Kyrie Irving**, who played in 2010)
- » As a freshman, was one of four Blue Devils to play in all 36 games and finished as the team's third leading scorer at 9.4 points with a team-leading 119 assists
- » Posted a 2.05 assist-turnover ratio that trailed only five other freshmen nationally and only two from power conferences
- » His team-leading A/T ratio ranked eighth overall in the ACC and was the fifth best by a Duke freshman all-time

High School

- » A five-star guard who was originally committed to Duke for the 2023 class
- » Announced his decision to reclassify in June 2022 to play for the Blue Devils for the 2022-23 season
- » Attended the NBA Global Academy branch in Canberra, Australia
- » Starred in the 2021 Australian Under-20 Championships where he averaged 13.8 points and 4.4 assists while competing as one of the youngest players at the event
- » Participated in the 2022 Nike Hoop Summit as a member of the World Team, playing against fellow Duke signees Kyle Filipowski, Dereck Lively II and Dariq Whitehead
- » Chose Duke over offers from Arizona, Arizona State, Oklahoma and Tennessee

Personal

- » His father, Roderick, played basketball at Mississippi College in Clinton, Miss.

Career Statistics

Season	GP-GS	Min	FG-FGA	Pct.	3PT-A	Pct.	FT-FTA	Pct.	Reb	Avg.	PF-DQ	Ast	TO	Blk	Stl	Pts	Avg
2022-23	36-34	1058	115-302	.381	47-147	.320	61-70	.871	112	3.1	59-0	119	58	4	22	338	9.4
2023-24	8-8	223	29-66	.439	11-34	.324	13-15	.867	23	2.9	15-0	36	8	1	7	82	10.3
<b>Totals</b>	<b>44-42</b>	<b>1281</b>	<b>144-368</b>	<b>.391</b>	<b>58-181</b>	<b>.320</b>	<b>74-85</b>	<b>.871</b>	<b>135</b>	<b>3.1</b>	<b>74-0</b>	<b>155</b>	<b>66</b>	<b>5</b>	<b>29</b>	<b>420</b>	<b>9.5</b>

LAST FIVE GAME STATS

Date	Opponent	Start	FG	Pct.	3FG	Pct.	FT	Pct.	Reb	PF	Pts	Ast	TO	Blk	Stl	Min
11/24	Southern Indiana	*	4-7	.571	1-4	.250	2-2	1.000	0-2-2	2	11	7	3	0	0	36
11/29	at Arkansas	*	3-12	.250	1-6	.167	0-0	.000	0-2-2	4	7	2	1	0	2	33
12/2	at Georgia Tech	*	0-1	.000	0-0	.000	0-0	.000	0-0-0	0	0	0	0	0	0	1
12/9	Charlotte	dnp (injury)														
12/12	Hofstra	dnp (injury)														

CAREER HIGHS

22 vs. La Salle (11/21/23)	Points	22 vs. La Salle (11/21/23)
10 vs. Delaware (11/18/22)	Rebounds	7 vs. La Salle (11/21/23)
10 vs. Pittsburgh (3/9/23)	Assists	8 vs. Dartmouth (11/6/23)
2 vs. Bellarmine (11/21/22)	Blocks	1 vs. Michigan State (11/14/23)
2, 6x, last at Arkansas (11/29/23)	Steals	2, 3x, last at Arkansas (11/29/23)
7, 2x, last vs. La Salle (11/21/23)	FG Made	7 vs. La Salle (11/21/23)
4 vs. Louisville (2/20/23)	3FG Made	3 vs. Bucknell (11/17/23)
8 vs. NC State (2/28/23)	FT Made	6 vs. La Salle (11/21/23)
42 at Virginia (2/11/23)	Minutes	39 vs. Michigan State (11/14/23)

SEASON HIGHS

PRODUCTION	Season	Career
Double-figure points	4	22
Double-doubles	--	2
20-point games	1	1
Dunks	1	2
3+ 3-point field goals	1	5
5+ rebounds	2	8
3+ assists	7	27
2+ blocks	--	1
Three-point plays	2	6

## #21 • CHRISTIAN REEVES

C • 7-1 • 261 • So. • Charlotte, N.C. • Oak Hill [Va.]

### 2023-24 Season

- » Has missed four games so far this season due to injury
- » Logged a career-high 12 minutes in the season opener against Dartmouth, adding three rebounds and two points

### Career

- » Played in 13 games for the Blue Devils as a freshman, playing a total of 42 minutes
- » Averaged 1.5 points and 1.0 rebounds, hitting 8-of-11 from the field as a freshman

### High School

- » A four-star center out of Oak Hill Academy in Mouth of Wilson, Va.
- » Ranked as the No. 5 player from the state of North Carolina in his class by ESPN
- » Scored four points and grabbed four rebounds in just three minutes of action against Delaware
- » Scored his first points in ACC play with a dunk against Georgia Tech
- » Tallied a new career high with six points on 3-of-3 shooting from the field in six minutes of action against Pittsburgh in the ACC Tournament quarterfinals

### Personal

- » His father, John, played college basketball at Belmont Abbey

### LAST FIVE GAME STATS

Date	Opponent	Start	FG	Pct.	3FG	Pct.	FT	Pct.	Reb	PF	Pts	Ast	TO	Blk	Stl	Min
11/24	Southern Indiana	dnp	(coach's decision)													
11/29	at Arkansas		0-0	.000	0-0	.000	0-2	.000	0-0-0	0	0	0	0	0	0	3
12/2	at Georgia Tech	dnp	(coach's decision)													
12/9	Charlotte	dnp	(injury)													
12/12	Hofstra	dnp	(injury)													

### CAREER HIGHS

6 vs. Pittsburgh (3/9/23)	Points	3 vs. Arizona (11/10/23)
4 vs. Delaware (11/18/22)	Rebounds	3 vs. Dartmouth (11/6/23)
1 at Georgia Tech (1/28/23)	Assists	--
1 vs. Boston College (12/3/22)	Steals	--
1 vs. Dartmouth (11/6/23)	Blocks	1 vs. Dartmouth (11/6/23)
3 vs. Pittsburgh (3/9/23)	FG Made	1, 2x, last vs. Arizona (11/10/23)
--	3FG Made	--
2 vs. Delaware (11/18/22)	FT Made	1 vs. Arizona (11/10/23)
12 vs. Dartmouth (11/6/23)	Minutes	12 vs. Dartmouth (11/6/23)

### SEASON HIGHS

PRODUCTION	Season	Career
Double-figure points	--	--
Double-doubles	--	--
20-point games	--	--
Dunks	1	4
3+ 3-point field goals	--	--
5+ rebounds	--	--
2+ blocks	--	--
Three-point plays	--	1

### Career Statistics

Season	GP-GS	Min	FG-FGA	Pct.	3PT-A	Pct.	FT-FTA	Pct.	Reb	Avg.	PF-DQ	Ast	TO	Blk	Stl	Pts	Avg
2022-23	13-0	42	8-11	.727	0-0	.000	4-6	.667	13	1.0	4-0	1	3	0	1	20	1.5
2023-24	3-0	18	2-3	.667	0-0	.000	1-4	.250	5	2.5	3-0	0	2	1	0	5	2.5
<b>Totals</b>	<b>16-0</b>	<b>59</b>	<b>10-14</b>	<b>.714</b>	<b>0-0</b>	<b>.000</b>	<b>5-10</b>	<b>.500</b>	<b>18</b>	<b>1.2</b>	<b>7-0</b>	<b>1</b>	<b>5</b>	<b>1</b>	<b>1</b>	<b>25</b>	<b>1.7</b>

## #3 • JEREMY ROACH

Captain • G • 6-2 • 180 • Sr. • Leesburg, Va. • St. Paul VI

### 2023-24 Season

- » Voted team captain for the second straight year -- served as the lone team captain during the 2022-23 season
- » Named to preseason watch list for Jerry West Shooting Guard of the Year award
- » Eclipsed 1,000 career points in Duke's game versus Arizona -- is the 68th all-time 1,000-point scorer for Duke and currently stands at 1,128 career points -- 54th in program history
- » Averaging a team-high 19.4 points over the last five games while shooting 11-of-18 (.611) from deep
- » Across the last four games, Roach has 19 assists and just two turnovers -- good for a 9.5 assist-turnover ratio
- » 14 points against Dartmouth, making seven shots from the field, while dishing three assists and adding a blocked shot
- » Played 39 minutes against Arizona, scoring 17 points, including a 3-for-5 effort from deep, while adding three assists and swiping two steals
- » Tallied five assists against Michigan State, a season-high
- » 16 second-half points versus Southern Indiana, en route to 18 total points on 6-of-12 shooting, a new season-high
- » A season-high 22 points at Arkansas, on 7-of-13 shooting, along with 7-of-9 from the free throw line
- » Played all 40 minutes at Georgia Tech, setting a new career-high with eight rebounds while scoring 20 points on 6-of-12 shooting and dishing five assists
- » Season-high eight assists versus Hofstra while scoring 19 points on 7-of-11 shooting, including 3-of-5 from beyond the arc for the second consecutive game

### Career

- » All-ACC Honorable Mention, All-ACC Tournament First Team
- » Voted team captain for both the 2022-23 and 2023-24 season
- » Duke is 11-2 when Roach hits three or more threes in a game
- » A four-year player for Duke that has vast experience, including leading the Blue Devils as the starting point guard on the 2022 Final Four team as a sophomore and earning All-ACC Honorable Mention and All-ACC Tournament First Team honors as a junior
- » Named to the All-NCAA Tournament West Regional Team during the 2021-22 season

### Personal

- » His brother Jordan played basketball at Christopher-Newport University and his sister Chloe played at Eastern Mennonite University

### LAST FIVE GAME STATS

Date	Opponent	Start	FG	Pct.	3FG	Pct.	FT	Pct.	Reb	PF	Pts	Ast	TO	Blk	Stl	Min
11/24	Southern Indiana	*	6-12	.500	2-4	.500	4-5	.800	1-1-2	0	18	0	1	0	0	32
11/29	at Arkansas	*	7-13	.538	1-1	1.000	7-9	.778	0-2-2	5	22	3	0	0	1	38
12/2	at Georgia Tech	*	6-12	.500	2-3	.667	6-7	.857	2-6-8	4	20	5	2	0	2	40
12/9	Charlotte	*	5-9	.556	3-5	.600	5-5	1.000	0-3-3	3	18	3	0	0	2	32
12/12	Hofstra	*	7-11	.636	3-5	.600	2-2	1.000	0-3-3	3	19	8	0	0	2	37

### CAREER HIGHS

23, 2x, last vs. Oral Roberts (3/16/23)	Points	22 at Arkansas (11/29/23)
8 at Georgia Tech (12/2/23)	Rebounds	8 at Georgia Tech (12/2/23)
11 vs. Virginia Tech (2/25/23)	Assists	8 vs. Hofstra (12/12/23)
5 vs. SC State (12/14/21)	Steals	2, 4x, last vs. Hofstra (12/12/23)
2 vs. Elon (12/18/21)	Blocks	1, 2x, last vs. La Salle (11/21/23)
9, 4x, last vs. Oral Roberts (3/16/23)	FG Made	7, 3x, last vs. Hofstra (12/12/23)
5 vs. Syracuse (3/10/22)	3FG Made	3, 3x, last vs. Hofstra (12/12/23)
8 at Virginia Tech (1/12/21)	FT Made	7 at Arkansas (11/29/23)
40, 3x, last at Georgia Tech (12/2/23)	Minutes	40 at Georgia Tech (12/2/23)

### SEASON HIGHS

### Career Statistics

Season	GP-GS	Min	FG-FGA	Pct.	3PT-A	Pct.	FT-FTA	Pct.	Reb	Avg.	PF-DQ	Ast	TO	Blk	Stl	Pts	Avg
2020-21	24-18	657	78-172	.453	26-84	.310	27-40	.675	52	2.2	65-2	66	47	1	18	209	8.7
2021-22	39-27	1145	118-288	.410	39-121	.322	61-80	.763	94	2.4	86-0	123	63	4	33	336	8.6
2022-23	32-30	1062	159-373	.426	46-134	.343	71-91	.780	79	2.5	58-1	99	71	0	28	435	13.6
2023-24	10-10	333	51-100	.510	17-34	.500	29-36	.806	25	2.5	24-1	33	10	1	12	148	14.8
<b>Totals</b>	<b>105-85</b>	<b>3197</b>	<b>406-933</b>	<b>.435</b>	<b>128-373</b>	<b>.343</b>	<b>188-247</b>	<b>.761</b>	<b>250</b>	<b>2.4</b>	<b>233-4</b>	<b>321</b>	<b>191</b>	<b>6</b>	<b>91</b>	<b>1128</b>	<b>10.7</b>

PRODUCTION	Season	Career
Double-figure points	7	55
Double-doubles	--	1
20-point games	2	10
Dunks	--	2
5+ rebounds	1	9
2+ steals	4	27
3+ assists	8	58
Three-point plays	2	16

#14 • JADEN SCHUTT

"shoot"

G • 6-5 • 190 • So. • Yorkville, Ill. • Yorkville Christian

2023-24 Season

- » Went 2-of-5 from deep to tally six points in 12 minutes against UNC Pembroke

Career

- » Made his Duke debut in the 2022-23 season-opener against Jacksonville, playing four minutes
- » Averaged 2.1 points in 14 total games played as a freshman
- » Went 7-of-20 (.350) from beyond the arc

High School

- » Rated as the No. 50 overall player in ESPN 100's rankings for the class of 2022
- » Ranked as the No. 9 player at his position (shooting guard) by ESPN
- » Named the 2022 Gatorade Player of the Year in Illinois
- » Led Yorkville Christian to the Class 1A state title in 2021-22
- » As a senior, averaged 24.6 points, 6.3 rebounds and shot .520 from the field and .390 from three-point range
- » Averaged 26.2 points, 7.9 rebounds, 3.9 assists and 3.6 steals as a junior in 2020-21
- » Chose the Blue Devils over Michigan State and Florida, among others

LAST FIVE GAME STATS

Date	Opponent	Start	FG	Pct.	3FG	Pct.	FT	Pct.	Reb	PF	Pts	Ast	TO	Blk	Stl	Min
11/24	Southern Indiana															
11/29	at Arkansas															
12/2	at Georgia Tech															
12/9	Charlotte															
12/12	Hofstra															

CAREER HIGHS

Game	Points
9 vs. UMES (12/10/22)	--
5 vs. UMES (12/10/22)	Rebounds
1, 4x, last vs. Pittsburgh (3/9/23)	Assists
1 at Miami (2/6/23)	Steals
1, 2x, last vs. Pittsburgh (3/9/23)	Blocks
3 vs. UMES (12/10/22)	FG Made
3 vs. UMES (12/10/22)	3FG Made
2 vs. USC Upstate (11/11/22)	FT Made
19 vs. UMES (12/10/22)	Minutes

SEASON HIGHS

CAREER STATISTICS

Season	GP-GS	Min	FG-FGA	Pct.	3PT-A	Pct.	FT-FTA	Pct.	Reb	Avg.	PF-DQ	Ast	TO	Blk	Stl	Pts	Avg
2022-23	14-0	96	10-28	.357	7-20	.350	2-4	.500	15	1.1	4-0	6	0	2	1	29	2.1
2023-24	--	--	--	--	--	--	--	--	--	--	--	--	--	--	--	--	--
<b>Totals</b>	<b>14-0</b>	<b>96</b>	<b>10-28</b>	<b>.357</b>	<b>7-20</b>	<b>.350</b>	<b>2-4</b>	<b>.500</b>	<b>15</b>	<b>1.1</b>	<b>4-0</b>	<b>6</b>	<b>0</b>	<b>2</b>	<b>1</b>	<b>29</b>	<b>2.1</b>

PRODUCTION

	Season	Career
Double-figure points	--	--
Double-doubles	--	--
20-point games	--	--
Dunks	--	--
3+ 3-point field goals	--	1
5+ rebounds	--	1
2+ blocks	--	--
Three-point plays	--	--

#13 • SEAN STEWART

F • 6-9 • 227 • Fr. • Windermere, Fla. • Montverde Academy [Fla.]

2023-24 Season

- » Holds the program record for standing vertical at 36 inches, breaking the previous mark -- 35.5 inches -- held by Zion Williamson
- » Scored 12 points while shooting 6-for-7 from the field against UNC Pembroke -- also snagged six rebounds while recording an assist and a steal
- » Made Duke debut with six points on 3-of-4 shooting while also grabbing five rebounds in 10 minutes of action
- » Played 16 minutes against Bucknell, scoring six points with seven rebounds and swiped a team-high three steals
- » First double-double of his career with 16 points (7-of-9 from the field) and 10 rebounds in a career-high 18 minutes versus La Salle

High School

- » Rated by 247Sports with five stars as the No. 21 player nationally, the No. 6 power forward and the No. 2 player from the state of Florida
- » Rated by ESPN with five stars as the No. 19 player nationally, the No. 5 power forward and the No. 1 player from the state of Florida
- » Named a McDonald's All-American, scoring six points for Team East while also grabbing a game-high eight rebounds
- » Joins former Blue Devils RJ Barrett and Dariq Whitehead from powerhouse Montverde Academy
- » Transferred to Montverde for his senior season after beginning his high school career at Windermere (Fla.), where he averaged 20.5 points, 13.6 rebounds and shot .521 from the field and totaled 553 points as a junior
- » Initially committed to Duke on Dec. 23, 2021
- » Played for the USA U-17 National Team, helping the squad to a gold medal at the 2022 FIBA World Cup in Spain in July
- » Scored 10 points with 10 rebounds in the FIBA World Cup gold medal game win over Spain, 79-67
- » Played for the Florida Rebels on the Nike EYBL circuit
- » Also had offers from Michigan, Georgetown and Ohio State among others
- » Grew up a Duke fan, living on the same street as former Blue Devil Grant Hill
- » His father, Mike, played eight years in the NBA, while his grandfather, Mike, played at Santa Clara where he was the WCC Player of the Year in 1972

Personal

- » Son of Michael and Nicole Stewart
- » Has a brother, Miles

LAST FIVE GAME STATS

Date	Opponent	Start	FG	Pct.	3FG	Pct.	FT	Pct.	Reb	PF	Pts	Ast	TO	Blk	Stl	Min
11/24	Southern Indiana		0-2	.000	0-0	.000	0-0	.000	3-0-3	0	0	0	0	1	0	11
11/29	at Arkansas		0-0	.000	0-0	.000	0-0-0	.000	0-0-0	0	0	0	0	0	0	3
12/2	at Georgia Tech		0-0	.000	0-0	.000	0-0	.000	0-0-0	0	0	0	1	0	0	2
12/9	Charlotte		0-1	.000	0-0	.000	0-0	.000	0-1-1	1	0	0	1	0	1	6
12/12	Hofstra		0-0	.000	0-0	.000	0-0	.000	0-0-0	2	0	0	0	0	0	3

CAREER HIGHS

Game	Points
16 vs. La Salle (11/21/23)	Points
10 vs. La Salle (11/21/23)	Rebounds
1 vs. Bucknell (11/17/23)	Assists
3 vs. Bucknell (11/17/23)	Steals
1, 3x, last vs. Southern Indiana (11/24/23)	Blocks
7 vs. La Salle (11/21/23)	FG Made
--	3FG Made
2 vs. La Salle (11/21/23)	FT Made
18 vs. La Salle (11/21/23)	Minutes

SEASON HIGHS

PRODUCTION

	Season	Career
Double-figure points	1	1
Double-doubles	1	1
20-point games	--	--
Dunks	4	4
3+ 3-point field goals	--	--
5+ rebounds	3	3
2+ steals	1	1
2+ blocks	--	--
Three-point plays	--	--

Career Statistics

Season	GP-GS	Min	FG-FGA	Pct.	3PT-A	Pct.	FT-FTA	Pct.	Reb	Avg.	PF-DQ	Ast	TO	Blk	Stl	Pts	Avg
2023-24	9-0	75	14-24	.583	0-0	.000	2-5	.400	29	2.9	12-0	1	4	3	5	30	3.0
<b>Totals</b>	<b>9-0</b>	<b>75</b>	<b>14-24</b>	<b>.583</b>	<b>0-0</b>	<b>.000</b>	<b>2-5</b>	<b>.400</b>	<b>29</b>	<b>2.9</b>	<b>12-0</b>	<b>1</b>	<b>4</b>	<b>3</b>	<b>5</b>	<b>30</b>	<b>3.0</b>

**2023-24 Season**

- » Named a team captain along with senior Jeremy Roach and sophomore Tyrese Proctor
- » Two points shy of 1,000 career points
- » Played 10 minutes against UNC Pembroke, grabbing two rebounds
- » Grabbed a team-high seven rebounds against Dartmouth while adding three assists and two points
- » Scored eight points, grabbed seven rebounds and finished with a game-high plus-minus of +24 against Michigan State
- » Dished out five assists against Bucknell, adding in two points and three rebounds in 14 minutes of play

**Career**

- » Enrolled at Duke prior to the 2022-23 season after graduating from Northwestern where he played under former Blue Devil Chris Collins
- » Holds his undergraduate degree from Northwestern in learning and organizational change and is enrolled in Duke's Fuqua School of Business to pursue an accelerated MBA
- » Finished Northwestern career with 37 starts in 86 games played, averaging 8.7 points on .553 shooting from the field and 5.1 rebounds
- » Three-time Academic All-Big Ten honoree and a three-time Big Ten Distinguished Scholar
- » Became the first Blue Devil in history to record a 20-10 double-double while not missing a shot with 20 points and 12 rebounds, going 7-of-7 from the field and 6-of-6 from the free throw line, in a win over Florida State (12/31) -- it was his 100th career game played
- » Has played 129 career games between Northwestern and Duke, with career averages of 7.7 points, 5.1 rebounds and a .579 field goal percentage

**Personal**

- » His mother, Tammy, played volleyball at Syracuse and his father, Patrick, was on the crew team at Syracuse
- » His sister, Jordan, played volleyball at George Washington and his brother, Kyle, played basketball at Siena and later transferred to Flagler
- » Enrolled at Duke this past off-season after graduating from Northwestern where he played under former Blue Devil Chris Collins

**LAST FIVE GAME STATS**

Date	Opponent	Start	FG	Pct.	3FG	Pct.	FT	Pct.	Reb	PF	Pts	Ast	TO	Blk	Stl	Min
11/24	Southern Indiana		2-2	1.000	0-0	.000	1-2	.500	2-1-3	0	5	0	1	0	0	10
11/29	at Arkansas		0-0	.000	0-0	.000	1-2	.500	0-1-1	4	1	0	1	2	0	9
12/2	at Georgia Tech	*	1-4	.250	0-0	.000	0-0	.000	2-1-3	0	2	1	1	0	0	12
12/9	Charlotte		1-1	1.000	0-0	.000	0-0	.000	2-1-3	0	2	0	1	1	0	6
12/12	Hofstra		0-0	.000	0-0	.000	0-0	.000	0-0-0	0	0	0	0	0	0	2

**CAREER HIGHS**

25 vs. SIU-Edwardsville (12/15/19)	<b>Points</b>	8 vs. Michigan State (11/14/23)
15 vs. Oregon State (11/24/22)	<b>Rebounds</b>	7, 2x, last vs. Michigan State (11/14/23)
5, 3x, last vs. Bucknell (11/17/23)	<b>Assists</b>	5 vs. Bucknell (11/17/23)
3, 2x, last vs. Jacksonville (11/7/22)	<b>Steals</b>	1 vs. Bucknell (11/17/23)
3 vs. Penn State (3/7/20)	<b>Blocks</b>	2 at Arkansas (11/29/23)
11 vs. SIU-Edwardsville (12/15/19)	<b>FG Made</b>	2, 2x, last vs. Southern Indiana (11/24/23)
1, 5x, last at Michigan (1/26/22)	<b>3FG Made</b>	--
11 vs. Norfolk State (11/22/19)	<b>FT Made</b>	4 vs. Michigan State (11/14/23)
40 vs. Indiana (2/10/21)	<b>Minutes</b>	23 vs. Michigan State (11/14/23)

**SEASON HIGHS**

**Career Statistics**

Season	GP-GS	Min	FG-FGA	Pct.	3PT-A	Pct.	FT-FTA	Pct.	Reb	Avg.	PF-DQ	Ast	TO	Blk	Stl	Pts	Avg
2019-20*	31-31	799	107-200	.535	3-21	.143	63-94	.670	189	6.1	64-1	45	43	15	15	280	9.0
2020-21*	24-5	455	70-123	.569	1-2	.500	45-61	.738	114	4.8	44-0	34	34	10	11	186	7.8
2021-22*	31-1	529	104-186	.559	1-6	.167	69-102	.676	131	4.2	62-1	29	37	10	11	278	9.0
2022-23	36-9	635	89-130	.685	0-0	.000	52-64	.813	199	5.5	77-1	48	42	17	9	230	6.4
2023-24	10-2	118	9-17	.529	0-1	.000	6-10	.600	32	3.2	10-0	12	7	4	1	24	2.4
<b>Totals</b>	<b>131-48</b>	<b>2534</b>	<b>379-656</b>	<b>.578</b>	<b>5-30</b>	<b>.167</b>	<b>235-331</b>	<b>.710</b>	<b>665</b>	<b>5.0</b>	<b>257-3</b>	<b>168</b>	<b>163</b>	<b>56</b>	<b>47</b>	<b>998</b>	<b>7.6</b>

\* at Northwestern

**PRODUCTION**

	Season	Career
Double-figure points	--	42
Double-doubles	--	5
20-point games	--	4
Dunks	1	2*
5+ rebounds	2	68
3+ assists	2	19
2+ steals	--	10
2+ blocks	1	11
Three-point plays	--	5*

\* stats from Northwestern not included

**ACC WEEKLY HONORS**

**2023-24 Season**

Kyle Filipowski      Player of the Week      Dec. 18

**Career Honors by Blue Devils**

Kyle Filipowski      Rookie of the Week      9  
 Kyle Filipowski      Player of the Week      1  
 Jeremy Roach      Player of the Week      1

**Notable**

Over the last 10 seasons (since the start of 2013-14), Duke has had an ACC Rookie of the Week in 83 of a possible 174 weeks (47.7%). Twenty-three different Blue Devils have won the award at least once in that time.  
 as of Dec. 18, 2023

**Most ACC Player of the Week Selections**

North Carolina	151
<b>Duke</b>	<b>147</b>
Virginia	85
Wake Forest	82
NC State	80
Georgia Tech	62
Clemson	48
Florida State	30
Virginia Tech	25
Miami	19
Boston College	18
Notre Dame	17
Pittsburgh	14
Louisville	12
Syracuse	11

as of Dec. 18, 2023

**Most ACC Rookie of the Week Selections**

<b>Duke</b>	<b>156</b>
North Carolina	96
Georgia Tech	88
Virginia	80
Wake Forest	76
NC State	72
Clemson	51
Florida State	35
Boston College	15
Syracuse	15
Miami	14
Virginia Tech	11
Pittsburgh	7
Louisville	5
Notre Dame	4

as of Dec. 18, 2023



## SEASON RESULTS

**Overall Record: 7-3 (Home: 6-1; Road: 0-2; Neutral: 1-0) | ACC Record: 0-1 (Home: 0-0; Road: 0-1)**

Date	AP Rank	DU	OPP	Opponent	Result	High Points	High Rebounds	High Assists	High Steals	High Blocks	Attendance
N 6	2	-		DARTMOUTH	W, 92-54	Filipowski (25)	Filipowski/Young (7)	Proctor (8)	Blakes (3)	Blakes (2)	^ 9,314
N 10	2	12		ARIZONA	L, 73-78	Filipowski (25)	Filipowski (8)	McCain/Proctor (5)	McCain (3)	Mitchell (2)	^ 9,314
N 14	9	18		vs. Michigan State - 1	W, 74-65	Foster (18)	Filipowski (8)	Proctor (6)	Mitchell/Proctor (2)	Filipowski (2)	18,780
N 17	9	-		BUCKNELL - 2	W, 90-60	Mitchell (20)	McCain (10)	Foster (6)	Stewart (3)	Filipowski/Mitchell (1)	^ 9,314
N 21	9	-		LA SALLE - 2	W, 95-66	Proctor (22)	Stewart (10)	Filipowski/Proctor (4)	Four with (1)	Filipowski (2)	^ 9,314
N 24	9	-		SOUTHERN INDIANA - 2	W, 80-62	Filipowski (21)	Filipowski (14)	Proctor (7)	McCain (2)	Filipowski (3)	^ 9,314
N 29	7	RV		at Arkansas - 3	L, 75-80	Filipowski (26)	McCain (11)	McCain/Roach (3)	Three players (2)	Young (2)	^ 20,344
D 2	7	-		at Georgia Tech *	L, 68-72	Roach (20)	Filipowski (9)	Filipowski/Roach (5)	Foster/Roach (2)	Filipowski (4)	7,758
D 9	22	-		CHARLOTTE	W, 80-56	McCain (21)	Filipowski (13)	Filipowski (4)	Mitchell/Roach (2)	Mitchell/Young (1)	^ 9,314
D 12	21	-		HOFSTRA	W, 89-68	Filipowski (28)	Filipowski (12)	Filipowski/Roach (8)	McCain/Roach (2)	Filipowski (3)	^ 9,314

Duke/opponent AP ranking at time of game | Home games in caps | All times ET  
 \* - denotes ACC opponent | ^ - denotes sellout  
 1 - State Farm Champions Classic (United Center, Chicago, Ill.)  
 2 - Blue Devil Challenge  
 3 - ACC/SEC Challenge

### 2022-23 ATTENDANCE FIGURES

Site	Games	Sellouts	Total	Average
Home	7	7	65,198	9,314
Away	2	1	28,102	14,051
Neutral	1	--	18,780	18,780
<b>Totals</b>	<b>10</b>	<b>8</b>	<b>112,080</b>	<b>11,208</b>

### DUKE RECORD WHEN...

Plays at home	6-1	Has more TOs than opponent	--	Plays on Sunday	--
Plays on the road	0-2	Has equal or less TOs than opponent	7-3	Plays on Monday	1-0
<b>Plays at neutral site</b>	<b>1-0</b>	Scores more/equal bench points	5-1	Plays on Tuesday	3-0
Record vs. the ACC (regular season)	0-1	Scores less bench points	2-2	<b>Plays on Wednesday</b>	<b>0-1</b>
<b>Record against non-conference</b>	<b>7-2</b>	Makes 5+ 3-Pt. shots	7-2	Plays on Thursday	--
Plays an unranked opponent	6-2	No Duke player fouls out	6-2	Plays on Friday	2-1
<b>Plays a ranked opponent</b>	<b>1-1</b>	1+ Duke player fouls out	1-1	Plays on Saturday	1-1
<b>Wins the game before</b>	<b>4-2</b>	Has 20+ assists	3-0	Margin is 5 pts. or less	0-3
Loses the game before	2-2	Wears white uniforms	6-1	Margin is between 6-10	1-0
Leads at half	7-0	Wears royal blue uniforms	1-1	Margin is between 11-20	1-0
Trails at half	1-3	Wears black uniforms	0-1	Margin is more than 20	5-0
Tied at half	--	Wears gray uniforms	--	Has a 20-pt. scorer	6-3
Plays an overtime game	--	Wears navy blue uniforms (Brotherhood)	--	Has a 30-pt. scorer	--
Shoots 50% or better	4-0	Wears alternate white uniforms (Cameron Brotherhood)	--	Scores 59 points or less	--
Shoots less than 50%	3-3	Plays in November	5-2	Scores 60-69 points	0-1
Opponent shoots 50% or less	6-2	<b>Plays in December</b>	<b>2-1</b>	Scores 70-79 points	1-2
Shoots better than opponent	7-0	Plays in January	--	Scores 80-89 points	3-0
Shoots worse than opponent	0-3	Plays in February	--	Scores 90-99 points	3-0
Has more FTs made than opponent	6-2	Plays in March	--	Scores 100+ points	--
Has equal FTs made	--	Plays in April	--	<b>Plays on ESPN</b>	<b>1-1</b>
Has less FTs made than opponent	1-1	Plays during the day (before 6 p.m.)	1-1	Plays on ESPN2	1-1
Outrebounded opponent	7-0	<b>Plays at night (after 6 p.m.)</b>	<b>6-2</b>	Plays on ACC Network	4-0
Is outrebounded	0-2			Plays on ABC	--
Has equal rebounds	0-1			Plays on CBS/TBS	--
				Plays on Regional Sports Networks	--
				Plays on The CW	1-1

## TEAM HIGHS & LOWS

		<b>DUKE</b>	<b>OPPONENT</b>
Points 1st Half	High	45 vs. Charlotte (12/9/23)	41 by Arizona (11/10/23)
	Low	31, 2x, last at Georgia Tech (12/2/23)	20 by Michigan State (11/14/23)
Points 2nd Half	High	56 vs. La Salle (11/21/23)	47 by Arkansas (11/29/23)
	Low	35 vs. vs. Charlotte (12/9/23)	27 by Southern Indiana (11/24/23)
Total Points	High	95 vs. La Salle (11/21/23)	80 by Arkansas (11/29/23)
	Low	68 at Georgia Tech (12/2/23)	54 by Dartmouth (11/6/23)
FG Made	High	38 vs. Dartmouth (11/6/23)	30 by Arizona (11/10/23)
	Low	22 vs. Michigan State (11/14/23)	19 by Dartmouth (11/6/23)
FG Attempted	High	67, 2x, last at Arkansas (11/29/23)	65 by Arizona (11/10/23)
	Low	48 vs. Charlotte (12/9/23)	50 by Hofstra (12/12/23)
FG Percentage 1st Half	High	.621 (18-of-29) vs. Hofstra (12/12/23)	.517 (15-of-29) by Hofstra (12/12/23)
	Low	.345 (10-of-29) at Arkansas (11/29/23)	.290 (9-of-31) by Michigan State (11/14/23)
FG Percentage 2nd Half	High	.700 (21-of-30) vs. Dartmouth (11/6/23)	.609 by Arkansas (11/29/23)
	Low	.368 (14-of-38) at Arkansas (11/29/23)	.375 (12-of-32) by Dartmouth (11/6/23)
FG Percentage	High	.644 (38-of-59) vs. Dartmouth (11/6/23)	.509 by Georgia Tech (12/2/23)
	Low	.358 at Arkansas (11/29/23)	.339 (19-of-56) by Dartmouth (11/6/23)
3-Pt. FG Made	High	13 vs. Bucknell (11/17/23)	10 by Hofstra (12/12/23)
	Low	4 at Georgia Tech (12/2/23)	4, 2x, last by Charlotte (12/9/23)
3-Pt. FG Att.	High	34 vs. Bucknell (11/17/23)	29 by Bucknell (11/17/23)
	Low	16 at Georgia Tech (12/2/23)	17 by Arizona (11/10/23)
3-Pt. FG Pct.	High	.556 (10-of-18) vs. Charlotte (12/9/23)	.429 (9-of-21) by Southern Indiana (11/24/23)
	Low	.250 (4-of-16) at Georgia Tech (12/2/23)	.200 (4-of-20) by Charlotte (12/9/23)
FT Made	High	24 vs. Michigan State (11/14/23)	19 by Arkansas (11/29/23)
	Low	9, 2x, last vs. Arizona (11/10/23)	5 by Southern Indiana (11/24/23)
FT Attempted	High	31 at Arkansas (11/29/23)	30 by Arkansas (11/29/23)
	Low	12, 2x, last vs. Arizona (11/10/23)	6 by Southern Indiana (11/24/23)
FT Percentage	High	.857 (12-of-14) vs. Hofstra (12/12/23)	.846 (11-of-13) by Georgia Tech (12/2/23)
	Low	.600 at Georgia Tech (12/2/23)	.583 (7-of-12) by Michigan State (11/14/23)
Off. Rebounds	High	14 vs. Southern Indiana (11/24/23)	15 by Arizona (11/10/23)
	Low	5 vs. Dartmouth (11/6/23)	2 by Hofstra (12/12/23)
Def. Rebounds	High	33 vs. Bucknell (11/17/23)	35 by Arkansas (11/29/23)
	Low	20 at Georgia Tech (12/2/23)	17 by Charlotte (12/9/23)
Total Rebounds	High	46 vs. Bucknell (11/17/23)	45 by Arizona (11/10/23)
	Low	32 vs. Hofstra (12/12/23)	23 by Hofstra (12/12/23)
Assists	High	23 vs. Bucknell (11/17/23)	19 by Georgia Tech (12/2/23)
	Low	10 at Arkansas (11/29/23)	9 by Charlotte (12/9/23)
Blocked Shots	High	6 vs. Dartmouth (11/6/23)	10 by Arkansas (11/29/23)
	Low	2, 2x, last vs. Charlotte (12/9/23)	1, 2x, last by La Salle (11/21/23)
Steals	High	9, 2x, last vs. Bucknell (11/17/23)	8 by Arizona (11/10/23)
	Low	4, 2x, last vs. Southern Indiana (11/24/23)	1 by Georgia Tech (12/2/23)
Turnovers	High	14 vs. Arizona (11/10/23)	17 by Arizona (11/10/23)
	Low	5 vs. La Salle (11/21/23)	9 by La Salle (11/21/23)
Personal Fouls	High	24 at Arkansas (11/29/23)	23 by Michigan State (11/14/23)
	Low	9 vs. Southern Indiana (11/24/23)	12 by Georgia Tech (12/2/23)

## INDIVIDUAL GAME HIGHS

	<b>DUKE</b>	<b>OPPONENT</b>
Total Points	28 by Kyle Filipowski vs. Hofstra (12/12/23)	24 by Darlinstone Dubar, Hofstra (12/12/23)
First Half Points	17 by Kyle Filipowski vs. Hofstra (12/12/23)	17 by Darlinstone Dubar, Hofstra (12/12/23)
Second Half Points	23 by Kyle Filipowski at Arkansas (11/29/23)	18 by Tyson Walker, Michigan State (11/14/23)
FG Made	10, 3x, last by Kyle Filipowski vs. Hofstra (12/12/23)	11 by Dusan Neskovic, Dartmouth (11/6/23)
FG Attempted	20, 2x, last by Kyle Filipowski at Arkansas (11/29/23)	19 by Dusan Neskovic, Dartmouth (11/6/23)
3-Pt. FG Made	5 by Jared McCain vs. Bucknell (11/17/23)	7 by Darlinstone Dubar, Hofstra (12/12/23)
3-Pt. FG Attempted	7, 3x, last by Kyle Filipowski vs. Hofstra (12/12/23)	11 by Darlinstone Dubar, Hofstra (12/12/23)
FT Made	9 by Mark Mitchell vs. Michigan State (11/14/23)	8 by Khalif Battle, Arkansas (11/29/23)
FT Attempted	12 by Mark Mitchell vs. Charlotte (12/9/23)	11 by Khalif Battle, Arkansas (11/29/23)
Rebounds	14 by Kyle Filipowski vs. Southern Indiana (11/24/23)	13 by AJ Smith, Southern Indiana (11/24/23)
Offensive Rebounds	6 by Sean Stewart vs. La Salle (11/21/23)	4 by Motiejus Krivas, Arizona (11/10/23)
Defensive Rebounds	11 by Kyle Filipowski vs. Charlotte (12/9/23)	12 by AJ Smith, Southern Indiana (11/24/23)
Assists	8, 3x, last by Kyle Filipowski/Jeremy Roach vs. Dartmouth (11/6/23)	9, 2x, last by Jaquan Carlos, Hofstra (12/12/23)
Turnovers	7 by Kyle Filipowski vs. Hofstra (12/12/23)	6 by Caleb Love, Arizona (11/10/23)
Blocked Shots	4 by Kyle Filipowski at Georgia Tech (12/2/23)	6 by Chandler Lawson, Arkansas (11/29/23)
Steals	3, 3x, last by Sean Stewart vs. Bucknell (11/17/23)	2, 5x, last by Layden Blocker, Arkansas (11/29/23)
Minutes	40 by Jeremy Roach at Georgia Tech (12/2/23)	39 by Khalil Brantley, La Salle (11/21/23)

## COMPARISON GAME-BY-GAME

	1st Half	2nd Half	Final	Margin	Total FG	FG Pct.	3pt. FG	3FG Pct.	FT	FT Pct.	Reb	Margin	Assists	Turns	Blocks	Steals	Fouls
<b>Dartmouth</b>	<b>42-21</b>	<b>50-33</b>	<b>92-54</b>	<b>+38</b>	<b>38-59/19-56</b>	<b>.644/.339</b>	<b>7-17/4-18</b>	<b>.412/.222</b>	<b>9-12/12-17</b>	<b>.750/.706</b>	<b>33/29</b>	<b>+4</b>	<b>18/11</b>	<b>9/13</b>	<b>6/1</b>	<b>6/5</b>	<b>18/16</b>
Arizona	33-41	40-37	73-78	-5	28-65/30-65	.431/.462	8-23/6-17	.348/.353	9-12/12-18	.750/.667	33/45	-12	14/17	14/17	3/5	9/8	17/17
<b>Michigan State</b>	<b>31-20</b>	<b>43-45</b>	<b>74-65</b>	<b>+9</b>	<b>22-49/26-63</b>	<b>.449/.413</b>	<b>6-22/6-19</b>	<b>.273/.316</b>	<b>24-30/7-12</b>	<b>.800/.583</b>	<b>35/33</b>	<b>+2</b>	<b>17/12</b>	<b>13/13</b>	<b>5/6</b>	<b>6/5</b>	<b>16/23</b>
Bucknell	44-29	46-31	90-60	+30	32-65/20-54	.492/.370	13-34/9-29	.382/.310	13-16/11-15	.813/.733	46/27	+19	23/13	7/13	2/3	9/3	16/14
<b>La Salle</b>	<b>39-29</b>	<b>56-37</b>	<b>95-66</b>	<b>+29</b>	<b>36-67/24-58</b>	<b>.537/.414</b>	<b>9-22/6-24</b>	<b>.409/.250</b>	<b>14-20/12-17</b>	<b>.700/.706</b>	<b>42/27</b>	<b>+15</b>	<b>21/11</b>	<b>5/9</b>	<b>3/1</b>	<b>4/3</b>	<b>18/16</b>
<b>Southern Ind.</b>	<b>31-35</b>	<b>49-27</b>	<b>80-62</b>	<b>+18</b>	<b>29-60/24-58</b>	<b>.483/.414</b>	<b>5-18/9-21</b>	<b>.278/.429</b>	<b>17-28/5-6</b>	<b>.607/.833</b>	<b>38/33</b>	<b>+5</b>	<b>13/15</b>	<b>7/12</b>	<b>4/4</b>	<b>4/4</b>	<b>9/19</b>
at Arkansas	32-33	43-47	75-80	-5	24-67/26-53	.358/.491	6-22/9-22	.273/.409	21-31/19-30	.677/.633	34-40	-6	10/17	8/12	3/10	7/6	24/21
at Georgia Tech	31-35	37-37	68-72	-4	26-62/27-53	.419/.509	4-16/7-23	.250/.304	12-20/11-13	.600/.846	33/33	--	12/19	6/12	6/8	8/1	15/12
<b>Charlotte</b>	<b>45-27</b>	<b>35-29</b>	<b>80-56</b>	<b>+24</b>	<b>24-48/21-52</b>	<b>.500/.404</b>	<b>10-18/4-20</b>	<b>.556/.200</b>	<b>22-28/10-16</b>	<b>.786/.625</b>	<b>36/25</b>	<b>+11</b>	<b>15/9</b>	<b>11/11</b>	<b>2/6</b>	<b>7/4</b>	<b>14/19</b>
Hofstra	44-39	45-29	89-68	+21	33-60/25-50	.550/.500	11-22/10-24	.500/.417	12-14/8-10	.857/.800	32/23	+9	22/13	10/14	3/6	6/3	11/13

## GAME REPORTS

	Duke Jersey Color	Won Tip	Largest Duke Lead	Largest Duke Deficit	No. of Ties	No. of Lead Changes	Duke Led For	Opp. Led For	Game Tied For	Duke's First Sub(s)
<b>Dartmouth</b>	<b>White</b>	<b>Duke</b>	<b>38</b>	<b>0</b>	<b>1</b>	<b>0</b>	<b>38:30</b>	<b>0:00</b>	<b>1:30</b>	<b>Foster/Reeves</b>
Arizona	White	Arizona	2	8	11	10	3:14	29:53	7:53	Young
<b>vs. Michigan State</b>	<b>Blue</b>	<b>Michigan State</b>	<b>12</b>	<b>3</b>	<b>2</b>	<b>1</b>	<b>27:13</b>	<b>9:43</b>	<b>3:04</b>	<b>Stewart</b>
Bucknell	White	Bucknell	34	2	0	1	38:53	0:52	0:15	Blakes/Foster/Stewart
La Salle	White	La Salle	32	0	0	0	39:23	0:00	0:37	Young
<b>Southern Indiana</b>	<b>White</b>	<b>Duke</b>	<b>18</b>	<b>10</b>	<b>2</b>	<b>2</b>	<b>19:32</b>	<b>18:46</b>	<b>1:42</b>	<b>Foster/Stewart/Young</b>
at Arkansas	Black	Duke	3	14	8	16	7:42	25:20	6:58	Young
at Georgia Tech	Blue	Duke	4	11	5	5	1:38	34:40	3:42	Foster
<b>Charlotte</b>	<b>White</b>	<b>Charlotte</b>	<b>25</b>	<b>0</b>	<b>0</b>	<b>0</b>	<b>39:11</b>	<b>0:00</b>	<b>0:49</b>	<b>Blakes</b>
Hofstra	White	Hofstra	26	5	4	9	31:53	6:06	2:01	Blakes

## MISCELLANEOUS STATS

### GAMES AS LEADING SCORER

Kyle Filipowski	5
Caleb Foster	1
Jared McCain	1
Mark Mitchell	1
Tyrese Proctor	1
Jeremy Roach	1

### GAMES AS LEADING REBOUNDER

Kyle Filipowski	7
Jared McCain	2
Sean Stewart	1
Ryan Young	1

### GAMES LEADING IN ASSISTS

Tyrese Proctor	5
Kyle Filipowski	4
Jeremy Roach	3
Jared McCain	2
Caleb Foster	1

### DOUBLE-FIGURE SCORING GAMES

Kyle Filipowski	9
Jeremy Roach	7
Mark Mitchell	6
Jared McCain	4
Tyrese Proctor	4
Caleb Foster	3
Jaylen Blakes	2
Sean Stewart	1

### 20+ POINT GAMES

Kyle Filipowski	5
Jeremy Roach	2
Jared McCain	1
Mark Mitchell	1
Tyrese Proctor	1

### 10+ ASSIST GAMES

--	
----	--

### 10+ REBOUND GAMES

Kyle Filipowski	4
Jared McCain	2
Sean Stewart	1

### DOUBLE-DOUBLES

Kyle Filipowski	3
Jared McCain	1
Sean Stewart	1

### DUNKS

Opponent	16
Duke	30
Mark Mitchell	13
Kyle Filipowski	9
Sean Stewart	4
Jaylen Blakes	1
Tyrese Proctor	1
Christian Reeves	1
Ryan Young	1

### CHARGES DRAWN

Opponent	3
Duke	8
Kyle Filipowski	3
Jeremy Roach	2
Jaylen Blakes	1
Spencer Hubbard	1
Sean Stewart	1

### DUKE'S FIRST SUBSTITUTION

Sean Stewart	4
Ryan Young	4
Jaylen Blakes	3
Caleb Foster	3
Christian Reeves	1

### THREE-POINT PLAYS

Opponent	5
Duke	12
Kyle Filipowski	5
Caleb Foster	2
Tyrese Proctor	2
Jeremy Roach	2
Jaylen Blakes	1
Mark Mitchell	1

### FOUR-POINT PLAYS

Opponent	--
Duke	--

### TECHNICAL FOULS (UNSPORTING)

Opponent	1
Duke	3
Mark Mitchell	1
Tyrese Proctor	1
Jon Scheyer	1

### FORCED FIVE-SECOND CALLS

Opponent	--
Duke	--

### SHOT CLOCK VIOLATIONS FORCED

Opponent	6
Duke	3

### OPENING TIPS CONTROLLED

Opponent	6
Duke	4
Kyle Filipowski	4

### FREE THROW SHOOTING | LAST 5:00 & OVERTIME

Duke	35-48	.729
Kyle Filipowski	10-10	1.000
TJ Power	4-4	1.000
Jaylen Blakes	2-2	1.000
Jared McCain	2-2	1.000
Jeremy Roach	8-9	.889
Tyrese Proctor	3-4	.750
Ryan Young	3-4	.750
Caleb Foster	4-10	.400
Mark Mitchell	0-3	.000

### LARGEST HALFTIME LEAD

21 [42-21] vs. Dartmouth (11/6/23)
------------------------------------

### LARGEST HALFTIME DEFICIT

8 [33-41] vs. Arizona (11/10/23)
----------------------------------

### LARGEST DUKE LEAD

38 [92-54] vs. Dartmouth (11/6/23)
------------------------------------

### LARGEST DUKE DEFICIT

14 [49-63] at Arkansas (11/29/23)
-----------------------------------

### LARGEST DUKE WIN

38 [92-54] vs. Dartmouth (11/6/23)
------------------------------------

### LARGEST DUKE DEFEAT

5, 2x, last at Arkansas [75-80] (11/29/23)
--

### LONGEST WINNING STREAK

4: 11/14/23-11/29/23
----------------------

### LONGEST LOSING STREAK

2: 11/29/23-12/2/23
---------------------

### LARGEST ROAD CROWD

20,344 at Arkansas (11/29/23)
-------------------------------

### LARGEST NEUTRAL CROWD

18,780 -- United Center, Chicago, Ill. (Champions Classic)
--

## SPECIALTY STATS

	POINTS IN THE PAINT		POINTS OFF TURNOVERS		2ND CHANCE POINTS		FAST BREAK POINTS		BENCH POINTS	
	Duke	Opp	Duke	Opp	Duke	Opp	Duke	Opp	Duke	Opp
<b>Dartmouth</b>	<b>56</b>	<b>24</b>	<b>18</b>	<b>12</b>	<b>4</b>	<b>8</b>	<b>16</b>	<b>1</b>	<b>35</b>	<b>8</b>
Arizona	34	42	18	16	8	13	11	17	5	16
<b>vs. Michigan State</b>	<b>24</b>	<b>34</b>	<b>9</b>	<b>9</b>	<b>11</b>	<b>16</b>	<b>1</b>	<b>11</b>	<b>26</b>	<b>10</b>
<b>Bucknell</b>	<b>34</b>	<b>20</b>	<b>14</b>	<b>4</b>	<b>23</b>	<b>0</b>	<b>15</b>	<b>5</b>	<b>21</b>	<b>17</b>
<b>La Salle</b>	<b>50</b>	<b>30</b>	<b>12</b>	<b>7</b>	<b>14</b>	<b>4</b>	<b>10</b>	<b>12</b>	<b>34</b>	<b>13</b>
<b>Southern Indiana</b>	<b>48</b>	<b>24</b>	<b>16</b>	<b>11</b>	<b>15</b>	<b>5</b>	<b>9</b>	<b>7</b>	<b>14</b>	<b>22</b>
at Arkansas	36	28	12	11	14	5	24	11	9	36
at Georgia Tech	36	32	17	2	17	0	6	5	28	17
<b>Charlotte</b>	<b>26</b>	<b>26</b>	<b>9</b>	<b>8</b>	<b>12</b>	<b>4</b>	<b>17</b>	<b>7</b>	<b>17</b>	<b>11</b>
<b>Hofstra</b>	<b>40</b>	<b>16</b>	<b>31</b>	<b>7</b>	<b>4</b>	<b>0</b>	<b>9</b>	<b>3</b>	<b>6</b>	<b>7</b>
<b>Totals</b>	<b>384</b>	<b>276</b>	<b>156</b>	<b>87</b>	<b>122</b>	<b>54</b>	<b>118</b>	<b>79</b>	<b>195</b>	<b>157</b>
<b>Averages</b>	<b>38.4</b>	<b>27.6</b>	<b>15.6</b>	<b>8.7</b>	<b>12.2</b>	<b>5.4</b>	<b>11.8</b>	<b>7.9</b>	<b>19.5</b>	<b>15.7</b>

THE LAST TIME IT HAPPENED | TEAM

DUKE WAS RANKED (AP POLL)

No. 1 November 29, 2021  
 Top 5 (2-5) **October 16, 2023**  
 Top 10 (6-10) **November 27, 2023**  
 Top 25 (11-25) **December 18, 2023**

DUKE PLAYED A RANKED OPPONENT (AP POLL)

No. 1 vs. Gonzaga on Nov. 26, 2021  
 Top 5 (2-5) vs. No. 3 Kansas on Nov. 5, 2019  
 Top 10 (6-10) at No. 8 Virginia on Feb. 11, 2023  
 Top 25 (11-25) vs. No. 10 Baylor on Dec. 20, 2023

DUKE DEFEATED A RANKED OPPONENT (AP POLL)

No. 1 vs. Gonzaga (84-81) on Nov. 26, 2021  
 Top 5 (2-5) vs. No. 3 Kansas (68-66) on Nov. 5, 2019  
 Top 10 (6-10) vs. No. 10 Kentucky (79-71) on Nov. 9, 2021  
 Top 25 (11-25) vs. No. 18 Michigan State (74-65) on Nov. 14, 2023

DUKE LOST TO A RANKED OPPONENT (AP POLL)

No. 1 vs. North Carolina (68-76) on March 8, 2008  
 Top 5 vs. No. 5 Michigan State (67-68) on Mar. 31, 2019  
 Top 10 at No. 8 Virginia (62-69, OT) on Feb. 11, 2023  
 Top 25 vs. No. 12 Arizona (73-78) on Nov. 10, 2023

DUKE FACED NO. 1 (AP POLL)

Home vs. Syracuse (W, 66-60) on Feb. 22, 2014  
 Road vs. North Carolina (L, 83-69) on March 7, 1993  
 Neutral vs. Gonzaga (W, 84-81) on Nov. 26, 2021

100 POINTS BY A TEAM

By Duke 103 vs. South Carolina State (12/14/21)  
 By Opponent 113 by Wake Forest (2/25/20)

40+ POINT WIN

By Duke 43 [86-43] at Georgia Tech (1/28/23)  
 By Opponent 109-66 by Virginia (3/11/83)

30-39 POINT WIN

By Duke 90-60 vs. Bucknell (11/17/23)  
 By Opponent 103-73 by UNLV (4/2/90)

OVERTIME GAME

Duke Win 98-96 at North Carolina (2/8/20)  
 Duke Loss 62-69 at Virginia (2/11/23)

DOUBLE OVERTIME GAME

Duke Win 66-63 vs. Virginia Tech (12/1/69)  
 Duke Loss 101-113 at Wake Forest (2/25/20)

TRIPLE OVERTIME GAME

Duke Win 73-72 vs. Clemson (2/24/82)  
 Duke Loss 70-68 at Virginia (2/25/58)

WON THE GAME IN THE FINAL SECONDS

By Duke Mark Williams, FG at 0.4 seconds  
 Duke defeated Wake Forest, 76-74 (2/15/22)  
 By Opponent Reece Beekman, 3FG at 1.1 seconds  
 Virginia defeated Duke, 69-68 (2/7/22)

WON THE GAME AT THE BUZZER

By Duke Wendell Moore Jr., FG  
 Duke defeated North Carolina, 98-96 [OT] (2/8/20)  
 By Opponent Nathan Bain, FG  
 Stephen F. Austin defeated Duke, 85-83 [OT] (11/26/19)

5 PLAYERS IN DOUBLE-FIGURE POINTS

By Duke (5) vs. Miami (3/10/23)  
 By Opponent (5) by Arizona (11/10/23)

6 PLAYERS IN DOUBLE-FIGURE POINTS

By Duke (6) vs. Florida State (2/19/22)

7 PLAYERS IN DOUBLE-FIGURE POINTS

By Duke (7) vs. Georgia Tech (1/4/17)

8 PLAYERS IN DOUBLE-FIGURE POINTS

By Duke (8) vs. Clemson (1/27/92)

9+ PLAYERS IN DOUBLE-FIGURE POINTS

By Duke Never

MADE 40-49 FIELD GOALS

By Duke 40 at Miami (1/4/20)  
 By Opponent 42 by Florida State (2/4/06)

MADE 50+ FIELD GOALS

By Duke 50 vs. Mercer (12/21/97)  
 By Opponent Never

MADE FEWER THAN 20 FIELD GOALS

By Duke 19 vs. Virginia (3/11/23)  
 By Opponent 19 by Dartmouth (11/6/23)

HAD 70-79 FIELD GOAL ATTEMPTS

By Duke 72 vs. North Carolina (4/2/22)  
 By Opponent 70 by North Carolina (2/4/23)

HAD 80-89 FIELD GOAL ATTEMPTS

By Duke 80 at North Carolina (2/8/20)  
 By Opponent 80 by Syracuse (1/14/19)

HAD 90-99 FIELD GOAL ATTEMPTS

By Duke 90 vs. Wake Forest (12/18/70)  
 By Opponent 91 by William & Mary (12/3/73)

HAD 100+ FIELD GOAL ATTEMPTS

By Duke 102 vs. NC State (3/5/55)  
 By Opponent 100 by NC State (2/20/74)

HAD FEWER THAN 30 FIELD GOAL ATTEMPTS

By Duke 23 vs. North Carolina (2/24/79)  
 By Opponent 29 by North Carolina (3/8/02)

SHOT OVER 60 PERCENT FROM THE FIELD

By Duke .644 (38-of-59) vs. Dartmouth (11/6/23)  
 By Opponent .648 (35-of-54) by Vermont (11/24/13)

SHOT OVER 70 PERCENT FROM THE FIELD

By Duke .704 (38-of-54) vs. Davidson (11/8/13)  
 By Opponent .700 (7-of-10) by Wake Forest (2/7/10)

SHOT LESS THAN 30 PERCENT FROM THE FIELD

By Duke .267 (16-of-60) vs. Oregon State (11/24/22)  
 By Opponent .278 (15-54) by USC Upstate (11/11/22)

MADE 10+ THREE-POINT FIELD GOALS

By Duke 11 vs. Hofstra (12/12/23)  
 By Opponent 10 by Hofstra (12/12/23)

MADE 15+ THREE-POINT FIELD GOALS

By Duke 15 at Syracuse (2/26/22)  
 By Opponent 18 by The Citadel (11/22/21)

MADE 0 THREE-POINT FIELD GOALS

By Duke 0-4 vs. Hawai'i (12/30/89)  
 By Opponent 0-8 by Tennessee (11/21/11)

HAD 30+ THREE-POINT FIELD GOAL ATTEMPTS

By Duke 34 vs. Bucknell (11/17/22)  
 By Opponent 32 by Oral Roberts (3/16/23)

SHOT OVER 60 PERCENT FROM THE 3-POINT LINE

By Duke .619 (13-21) at Virginia (2/9/19)  
 By Opponent .667 (10-15) by North Carolina (2/6/21)

SHOT OVER 70 PERCENT FROM THE 3-POINT LINE

By Duke .706 (12-17) vs. Virginia Tech (2/21/13)  
 By Opponent .727 (8-11) by Georgia Tech (2/4/15)

SHOT OVER 80 PERCENT FROM THE 3-POINT LINE

By Duke .800 (8-10) vs. Minnesota (11/22/12)  
 By Opponent .800 (12-15) by N. Carolina (3/5/83)

SHOT LESS THAN 20 PERCENT FROM THE 3-POINT LINE

By Duke .105 (2-19) vs. NC State (2/28/23)  
 By Opponent .176 (3-17) by Clemson (1/14/23)

MADE 30-39 FREE THROWS

By Duke 31 at Wake Forest (2/25/20)  
 By Opponent 37 by Wake Forest (2/25/20)

MADE 40+ FREE THROWS

By Duke 40 vs. Southern Illinois (11/20/08)  
 By Opponent 42 by Wake Forest (12/20/68)

MADE 5 OR FEWER FREE THROWS

By Duke 4 vs. Tennessee (3/18/23)  
 By Opponent 5 by Southern Indiana (11/24/23)

HAD 40-49 FREE THROW ATTEMPTS

By Duke 40 vs. Georgia Tech (1/4/22)  
 By Opponent 40 by Florida State (3/1/06)

HAD 50+ FREE THROW ATTEMPTS

By Duke 54 vs. Fairfield (11/14/98)  
 By Opponent 50 by Wake Forest (2/25/20)

SHOT OVER 90 PERCENT FROM THE FOUL LINE

By Duke .923 (12-of-13) vs. UMES (12/10/22)  
 By Opponent .909 (10-11) by Miami (2/6/23)

SHOT 100 PERCENT FROM THE FOUL LINE

By Duke 4-of-4 at Syracuse (2/18/23)  
 By Opponent 2-of-2 by UMES (12/10/22)

HAD 50-59 REBOUNDS

By Duke 51 vs. Pittsburgh (1/11/23)  
 By Opponent 50 by North Carolina (4/2/82)

HAD 60+ REBOUNDS

By Duke 61 vs. Saint Francis (Pa.) (12/5/17)  
 By Opponent 64 by North Carolina (3/5/16)

FIVE PLAYERS FOULED OUT

By Duke vs. Wake Forest (2/17/08)  
 By Opponent by Portland State (11/24/17)

HAD 20-29 ASSISTS

By Duke 22 vs. Hofstra (12/12/23)  
 By Opponent 21 by Miami (2/6/23)

HAD 30+ ASSISTS

By Duke 32 vs. Evansville (12/20/17)  
 By Opponent 30 by Maryland (2/10/90)

HAD 10+ BLOCKED SHOTS

By Duke 11 vs. North Carolina (2/4/23)  
 By Opponent 10 by Arkansas (11/29/23)

HAD 15+ STEALS

By Duke 15 vs. USC Upstate (11/11/22)  
 By Opponent 15 by Miami (1/8/22)

HAD 20+ TURNOVERS

By Duke 22 at Virginia (2/11/23)  
 By Opponent 23 by USC Upstate (11/11/22)

HAD 30+ TURNOVERS

By Duke 33 vs. Maryland (2/9/91)  
 By Opponent 31 by Eastern Kentucky (11/25/07)

COMMITTED 10 OR FEWER TURNOVERS

By Duke 6 at Georgia Tech (12/2/23)  
 By Opponent 9 by La Salle (1/21/23)

## THE LAST TIME IT HAPPENED | INDIVIDUAL

### 30-39 POINTS BY A PLAYER

By Duke 37, Matthew Hurt vs. Louisville (2/27/21)  
By Opp. 31, Hunter Cattoor, Virginia Tech (3/12/22)

### 40+ POINTS BY A PLAYER

By Duke 40, J.J. Redick vs. Virginia (1/28/06)  
By Opp. 40, Bootsy Thornton, St. John's (1/24/99)

### 50+ POINTS BY A PLAYER

By Duke 58, Danny Ferry vs. Miami (12/10/88)  
By Opp. Never

### TWO PLAYERS SCORED 20 OR MORE POINTS

By Duke Kyle Filipowski (26), Jeremy Roach (22)  
at Arkansas (11/29/23)  
By Opp. Terquavion Smith (24), Jarkel Joiner (21),  
NC State (1/4/23)

### THREE PLAYERS SCORED 20 OR MORE POINTS

By Duke Mark Williams (28), Paolo Banchemo (21),  
AJ Griffin (20) at Syracuse (2/26/22)  
By Opp. Armando Bacot (23), Caleb Love (22),  
RJ Davis (21), Brady Manek (20), North Carolina (3/5/22)

### FOUR PLAYERS SCORED 20 OR MORE POINTS

By Duke Jabari Parker (22), Rodney Hood (22),  
Quinn Cook (21), Rasheed Sulaimon (20)  
vs. Davidson (11/8/13)  
By Opp. Armando Bacot (23), Caleb Love (22),  
RJ Davis (21), Brady Manek (20), North Carolina (3/5/22)

### TWO PLAYERS SCORED 30 OR MORE POINTS

By Duke Gerald Henderson (35), Jon Scheyer (30)  
vs. Wake Forest (2/22/09)  
By Opp. Brian Oliver (31), Dennis Scott (31)  
Georgia Tech (3/10/90)

### 10+ FIELD GOALS MADE BY A PLAYER

By Duke 10, Kyle Filipowski vs. Hofstra (12/12/23)  
By Opp. 11, Dusan Neskovic, Dartmouth (11/6/23)

### 15+ FIELD GOALS MADE BY A PLAYER

By Duke 15, Matthew Hurt vs. Louisville (2/27/21)  
By Opp. 17, Al Thornton, Florida State (2/4/06)

### 20-29 FIELD GOAL ATTEMPTS BY A PLAYER

By Duke 20, Kyle Filipowski at Arkansas (11/29/23)  
By Opp. 26, Jalen Wilson, Kansas (11/15/22)

### 30+ FIELD GOAL ATTEMPTS BY A PLAYER

By Duke 30, RJ Barrett vs. Syracuse (1/14/19)  
By Opp. 32, Al Thornton, Florida State (2/4/06)

### PLAYER SHOT 1.000 WITH 5+ FIELD GOAL ATTEMPTS

By Duke 5-of-5, Jaylen Blakes vs. Charlotte (12/9/23)  
By Opp. 8-8, Kadin Shedrick, Virginia (2/7/22)

### PLAYER SHOT .800 WITH 10+ FIELD GOAL ATTEMPTS

By Duke 10-12 (.833), Kyle Filipowski vs. Dartmouth (11/6/23)  
By Opp. 9-11 (.818), Baye Ndongo, Georgia Tech (12/2/23)

### PLAYER SHOT .900 WITH 10+ FIELD GOAL ATTEMPTS

By Duke 13-13 (1.000), Zion Williamson vs. Syracuse (3/14/19)  
By Opp. 10-11 (.909), Armando Bacot, North Carolina (3/5/22)

### 5+ 3PT FIELD GOALS MADE BY A PLAYER

By Duke 5, Jared McCain, vs. Bucknell (11/17/23)  
By Opp. 7, Darlinstone Dubar, Hofstra (12/12/23)

### 10+ 3PT FIELD GOAL ATTEMPTS BY A PLAYER

By Duke 10, AJ Griffin at Syracuse (2/26/22)  
By Opp. 11, Darlinstone Dubar, Hofstra (12/12/23)

### PLAYER SHOT .800 WITH 5+ 3PT FIELD GOAL ATTEMPTS

By Duke 4-5 (.800), Caleb Foster  
vs. Michigan State (11/14/23)  
By Opp. 4-5 (.800), JJ Traynor  
Louisville (2/20/23)

### 10+ FREE THROWS MADE BY A PLAYER

By Duke 11, Kyle Filipowski vs. Pittsburgh (1/11/23)  
By Opp. 10, Matthew Cleveland, Florida State (12/31/22)

### 15+ FREE THROWS MADE BY A PLAYER

By Duke 15, Wendell Moore Jr., at Wake Forest (2/25/20)  
By Opp. 15, Bryant Crawford, Wake Forest (1/28/17)

### 10+ FREE THROWS ATTEMPTED BY A PLAYER

By Duke 12, Mark Mitchell vs. Charlotte (12/9/23)  
By Opp. 11, Khalif Battle, Arkansas (11/29/23)

### 15+ FREE THROWS ATTEMPTED BY A PLAYER

By Duke 16, Paolo Banchemo vs. Georgia Tech (1/4/22)  
By Opp. 17, Au'Diese Toney, Pittsburgh (1/19/21)

### 20+ FREE THROWS ATTEMPTED BY A PLAYER

By Duke 20, Christian Laettner vs. Boston U. (1/21/92)  
By Opp. 22, Buzzy Wilkinson, Virginia (3/4/54)

### PLAYER SHOT 1.000 WITH 10+ FREE THROW ATTEMPTS

By Duke 10-of-10, Tre Jones vs. North Carolina (3/7/20)  
By Opp. 10-of-10, Matthew Cleveland, Florida State (12/31/22)

### 10+ REBOUNDS BY A PLAYER

By Duke 12, Kyle Filipowski vs. Hofstra (12/12/23)  
By Opp. 11, Trevon Brazile, Arkansas (11/29/23)

### 15+ REBOUNDS BY A PLAYER

By Duke 15, Kyle Filipowski vs. Pittsburgh (1/11/23)  
By Opp. 21, Armando Bacot, North Carolina (4/2/22)

### 20+ REBOUNDS BY A PLAYER

By Duke 21, Marvin Bagley III vs. Florida State (12/30/17)  
By Opp. 21, Armando Bacot, North Carolina (4/2/22)

### TWO PLAYERS WITH 10 OR MORE REBOUNDS

By Duke Kyle Filipowski (10), Jared McCain (11)  
at Arkansas (11/29/23)  
By Opp. Armando Bacot (10), Leaky Black (10)  
North Carolina (2/4/23)

### 5+ OFFENSIVE REBOUNDS BY A PLAYER

By Duke 5, Mark Mitchell vs. Hofstra (12/12/23)  
By Opp. 5, Jack Clark, NC State (2/28/23)

### 10+ DEFENSIVE REBOUNDS BY A PLAYER

By Duke 11, Kyle Filipowski vs. Charlotte (12/9/23)  
By Opp. 11, Trevon Brazile, Arkansas (11/29/23)

### 10+ ASSISTS BY A PLAYER

By Duke 10, Tyrese Proctor vs. Pittsburgh (3/9/23)  
By Opp. 10, Dajuan Harris, Kansas (11/15/22)

### 5+ BLOCKED SHOTS BY A PLAYER

By Duke 6, Dereck Lively II vs. Oral Roberts (3/16/23)  
By Opp. 6, Chandler Lawson, Arkansas (11/29/23)

### 10+ BLOCKED SHOTS BY A PLAYER

By Duke 10, Shelden Williams vs. Maryland (1/11/06)  
By Opp. 10, Jay Huff, Virginia (2/29/20)

### 5+ STEALS BY A PLAYER

By Duke 5, Paolo Banchemo vs. Syracuse (3/10/22)  
By Opp. 5, Kevon Voyles, UMES (12/10/22)

### 10+ STEALS BY A PLAYER

By Duke 11, Kenny Dennard vs. Maryland (2/3/79)  
By Opp. Never

### 40 MINUTES PLAYED IN REGULATION

By Duke 40, Jeremy Roach at Georgia Tech (12/2/23)  
By Opp. 40, Leaky Black, North Carolina (3/4/23)

### 40+ MINUTES PLAYED IN A GAME

By Duke 42, Tyrese Proctor at Virginia (2/11/23)  
By Opp. 41, Reece Beekman, Virginia (2/11/23)

### 50+ MINUTES PLAYED IN A GAME

By Duke 53, Chip Engelland vs. Clemson (2/24/82)  
51, Vince Taylor vs. Clemson (2/24/82)  
By Opp. 53, Vince Hamilton, Clemson (2/24/82)  
52, Mike Eppley, Clemson (2/24/82)  
51, Fred Gillam, Clemson (2/24/82)

### DOUBLE-DOUBLE BY A PLAYER\*

By Duke 28/12, Kyle Filipowski vs. Hofstra (12/12/23)  
By Opp. 19/11, Trevon Brazile, Arkansas (11/29/23)

### 20-20 GAMES (POINTS - REBOUNDS)

By Duke 32/21, Marvin Bagley III vs. Florida State (12/30/17)  
By Opp. 26/24, Sean May, North Carolina (3/6/05)

### TRIPLE-DOUBLE BY A PLAYER^

By Duke 19/10/10, Wendell Moore Jr., vs. Army (11/12/21)  
By Opp. 16/15/10 blocks, Tree Rollins, Clemson (2/23/77)

### ALL-TIME TRIPLE-DOUBLES BY A DUKE PLAYER (5)

21/18/10 assists, Art Heyman vs. Virginia (2/28/63)  
13/12/11 assists, Gene Banks vs. Lehigh (1/9/78)  
19/11/10 blocks, Shelden Williams vs. Maryland (1/11/06)  
23/11/10 assists, RJ Barrett vs. NC State (2/16/19)  
19/10/10 assists, Wendell Moore Jr., vs. Army (11/12/21)

\*Double-doubles are points and rebounds  
unless otherwise indicated  
^Triple-doubles are points, rebounds, and assists  
unless indicated

## DUKE SEASON STATS

### Game Records

Record	Overall	Home	Away	Neutral
ALL GAMES	7-3	6-1	0-2	1-0
CONFERENCE	0-1	0-0	0-1	0-0
NON-CONFERENCE	7-2	6-1	0-1	1-0

### Score by Periods

Team	1st	2nd	OT	TOT
Duke	372	444	0	816
Opponents	309	352	0	661

### Team Box Score

No.	Player				Total		3-Point		F-Throw		Rebounds											
		GP-GS	MIN	AVG	FG-FGA	FG%	3FG-3FGA	3FG%	FT-FTA	FT%	OFF	DEF	TOT	AVG	PF	DQ	A	TO	BLK	STL	PTS	AVG
30	FILIPOWSKI, Kyle	10-10	293:05	29.3	67-130	.515	11-34	.324	39-53	.736	23	69	92	9.2	24	0	30	18	19	12	184	18.4
3	ROACH, Jeremy	10-10	333:03	33.3	51-100	.510	17-34	.500	29-36	.806	4	21	25	2.5	24	1	33	10	1	12	148	14.8
25	MITCHELL, Mark	9-8	232:27	25.8	35-78	.449	1-17	.059	32-46	.696	19	25	44	4.9	15	0	11	11	3	7	103	11.4
5	PROCTOR, Tyrese	8-8	223:00	27.9	29-66	.439	11-34	.324	13-15	.867	2	21	23	2.9	15	0	36	8	1	7	82	10.3
0	MCCAIN, Jared	10-10	253:46	25.4	33-79	.418	19-43	.442	10-12	.833	7	36	43	4.3	22	1	17	10	0	10	95	9.5
1	FOSTER, Caleb	10-2	247:32	24.8	33-66	.500	10-26	.385	12-23	.522	3	19	22	2.2	17	0	16	10	2	3	88	8.8
2	BLAKES, Jaylen	10-0	123:25	12.3	12-22	.545	4-10	.400	5-5	1.000	2	9	11	1.1	8	0	6	3	3	7	33	3.3
12	POWER, TJ	7-0	70:10	10.0	6-13	.462	6-12	.500	4-4	1.000	1	4	5	0.7	6	0	2	1	0	2	22	3.1
13	STEWART, Sean	10-0	75:05	7.5	14-24	.583	0-0	.000	2-5	.400	14	15	29	2.9	12	0	1	4	3	5	30	3.0
15	YOUNG, Ryan	10-2	117:48	11.8	9-17	.529	0-1	.000	6-10	.600	13	19	32	3.2	10	0	12	7	4	1	24	2.4
21	REEVES, Christian	3-0	15:35	5.2	2-3	.667	0-0	.000	1-2	.500	1	4	5	1.7	3	0	0	2	1	0	5	1.7
55	HUBBARD, Spencer	4-0	07:34	1.9	1-3	.333	0-2	.000	0-0	.000	0	1	1	0.3	1	0	1	0	0	0	2	0.5
20	BEGOVICH, Neal	4-0	07:30	1.9	0-1	.000	0-1	.000	0-0	.000	0	2	2	0.5	0	0	0	0	0	0	0	0.0
Team											11	19	30				6					
<b>Total</b>		<b>10</b>	<b>2000</b>		<b>292-602</b>	<b>.485</b>	<b>79-214</b>	<b>.369</b>	<b>153-211</b>	<b>.725</b>	<b>100</b>	<b>264</b>	<b>364</b>	<b>36.4</b>	<b>157</b>	<b>2</b>	<b>165</b>	<b>90</b>	<b>37</b>	<b>66</b>	<b>816</b>	<b>81.6</b>
<b>Opponents</b>		<b>10</b>	<b>2000</b>		<b>242-562</b>	<b>.431</b>	<b>70-217</b>	<b>.323</b>	<b>107-154</b>	<b>.695</b>	<b>77</b>	<b>238</b>	<b>315</b>	<b>31.5</b>	<b>169</b>	<b>1</b>	<b>137</b>	<b>126</b>	<b>50</b>	<b>42</b>	<b>661</b>	<b>66.1</b>

### Team Statistics

	DU	OPP
<b>Scoring</b>	<b>816</b>	<b>661</b>
Points per game	81.6	66.1
Scoring margin	+15.5	-
<b>Field goals-att</b>	<b>292-602</b>	<b>242-562</b>
Field goal pct	.485	.431
<b>3 point fg-att</b>	<b>79-214</b>	<b>70-217</b>
3-point FG pct	.369	.323
3-pt FG made per game	7.9	7.0
<b>Free throws-att</b>	<b>153-211</b>	<b>107-154</b>
Free throw pct	.725	.695
F-Throws made per game	15.3	10.7
<b>Rebounds</b>	<b>364</b>	<b>315</b>
Rebounds per game	36.4	31.5
Rebounding margin	+4.9	-
<b>Assists</b>	<b>165</b>	<b>137</b>
Assists per game	16.5	13.7
<b>Turnovers</b>	<b>90</b>	<b>126</b>
Turnovers per game	9.0	12.6
Turnover margin	+3.6	-
Assist/turnover ratio	1.8	1.1
<b>Steals</b>	<b>66</b>	<b>42</b>
Steals per game	6.6	4.2
<b>Blocks</b>	<b>37</b>	<b>50</b>
Blocks per game	3.7	5.0
<b>Winning streak</b>	<b>2</b>	<b>-</b>
Home win streak	5	-
<b>Attendance</b>	<b>65198</b>	<b>28102</b>
Home games-Avg/Game	7-9314	2-14051
Neutral site-Avg/Game	-	1-18780

### Team Results

Date	Opponent		Score	Att.
11/06/2023	Dartmouth	W	92-54	9314
11/10/2023	Arizona	L	73-78	9314
11/14/2023	vs Michigan St.	W	74-65	18780
11/17/2023	Bucknell	W	90-60	9314
11/21/2023	La Salle	W	95-66	9314
11/24/2023	Southern Ind.	W	80-62	9314
11/29/2023	at Arkansas	L	75-80	20344
12/02/2023	at Georgia Tech	L	68-72	7758
12/09/2023	Charlotte	W	80-56	9314
12/12/2023	Hofstra	W	89-68	9314

## DUKE ACC SEASON STATS

### Game Records

Record	Overall	Home	Away	Neutral
ALL GAMES	0-1	0-0	0-1	0-0
CONFERENCE	0-1	0-0	0-1	0-0
NON-CONFERENCE	0-0	0-0	0-0	0-0

### Score by Periods

Team	1st	2nd	OT	TOT
Duke	31	37	0	68
Opponents	35	37	0	72

### Team Box Score

No.	Player				Total		3-Point		F-Throw		Rebounds											
		GP-GS	MIN	AVG	FG-FGA	FG%	3FG-3FGA	3FG%	FT-FTA	FT%	OFF	DEF	TOT	AVG	PF	DQ	A	TO	BLK	STL	PTS	AVG
3	ROACH, Jeremy	1-1	40:00	40.0	6-12	.500	2-3	.667	6-7	.857	2	6	8	8.0	4	0	4	2	0	2	20	20.0
1	FOSTER, Caleb	1-0	35:56	35.9	5-8	.625	1-2	.500	1-4	.250	0	1	1	1.0	2	0	1	1	1	2	12	12.0
30	FILIPOWSKI, Kyle	1-1	35:10	35.2	4-9	.444	0-3	.000	4-6	.667	3	6	9	9.0	1	0	5	0	4	1	12	12.0
25	MITCHELL, Mark	1-0	27:54	27.9	5-11	.455	0-1	.000	1-3	.333	3	1	4	4.0	4	0	0	1	0	1	11	11.0
0	MCCAIN, Jared	1-1	20:26	20.4	3-10	.300	0-3	.000	0-0	.000	1	2	3	3.0	2	0	0	0	0	0	6	6.0
12	POWER, TJ	1-0	16:16	16.3	1-2	.500	1-2	.500	0-0	.000	0	2	2	2.0	1	0	0	0	0	1	3	3.0
15	YOUNG, Ryan	1-1	11:57	12.0	1-4	.250	0-0	.000	0-0	.000	2	1	3	3.0	0	0	1	1	0	0	2	2.0
2	BLAKES, Jaylen	1-0	08:58	9.0	1-5	.200	0-2	.000	0-0	.000	0	0	0	0.0	1	0	0	0	0	1	2	2.0
13	STEWART, Sean	1-0	02:07	2.1	0-0	.000	0-0	.000	0-0	.000	0	0	0	0.0	0	0	0	1	0	0	0	0.0
5	PROCTOR, Tyrese	1-1	01:16	1.3	0-1	.000	0-0	.000	0-0	.000	0	0	0	0.0	0	0	0	0	0	0	0	0.0
Team											2	1	3									
<b>Total</b>		<b>1</b>	<b>200</b>		<b>26-62</b>	<b>.419</b>	<b>4-16</b>	<b>.250</b>	<b>12-20</b>	<b>.600</b>	<b>13</b>	<b>20</b>	<b>33</b>	<b>33.0</b>	<b>15</b>	<b>0</b>	<b>11</b>	<b>6</b>	<b>5</b>	<b>8</b>	<b>68</b>	<b>68.0</b>
<b>Opponents</b>		<b>1</b>	<b>200</b>		<b>27-53</b>	<b>.509</b>	<b>7-23</b>	<b>.304</b>	<b>11-13</b>	<b>.846</b>	<b>6</b>	<b>27</b>	<b>33</b>	<b>33.0</b>	<b>12</b>	<b>0</b>	<b>19</b>	<b>12</b>	<b>8</b>	<b>1</b>	<b>72</b>	<b>72.0</b>

### Team Statistics

	DU	OPP
<b>Scoring</b>	<b>68</b>	<b>72</b>
Points per game	68.0	72.0
Scoring margin	-4.0	-
<b>Field goals-att</b>	<b>26-62</b>	<b>27-53</b>
Field goal pct	.419	.509
<b>3 point fg-att</b>	<b>4-16</b>	<b>7-23</b>
3-point FG pct	.250	.304
3-pt FG made per game	4.0	7.0
<b>Free throws-att</b>	<b>12-20</b>	<b>11-13</b>
Free throw pct	.600	.846
F-Throws made per game	12.0	11.0
<b>Rebounds</b>	<b>33</b>	<b>33</b>
Rebounds per game	33.0	33.0
Rebounding margin	0.0	-
<b>Assists</b>	<b>11</b>	<b>19</b>
Assists per game	11.0	19.0
<b>Turnovers</b>	<b>6</b>	<b>12</b>
Turnovers per game	6.0	12.0
Turnover margin	+6.0	-
Assist/turnover ratio	1.8	1.6
<b>Steals</b>	<b>8</b>	<b>1</b>
Steals per game	8.0	1.0
<b>Blocks</b>	<b>5</b>	<b>8</b>
Blocks per game	5.0	8.0
<b>Winning streak</b>	<b>0</b>	<b>-</b>
Home win streak	0	-
<b>Attendance</b>	<b>0</b>	<b>7758</b>
Home games-Avg/Game	0-0	1-7758
Neutral site-Avg/Game	-	0-0

### Team Results

Date	Opponent		Score	Att.
12/02/2023	at Georgia Tech	L	68-72	7758





# DUKE BASKETBALL

## 2023-24 RADIO/TV ROSTER



**0 • JARED MCCAIN**  
G | 6-3 | 197 | Fr.  
Sacramento, Calif.  
Centennial



**1 • CALEB FOSTER**  
G | 6-5 | 197 | Fr.  
Harrisburg, N.C.  
Notre Dame (Calif.)



**2 • JAYLEN BLAKES**  
G | 6-2 | 204 | Jr.  
Somerset, N.J.  
Blair Academy



**3 • JEREMY ROACH**  
G | 6-2 | 180 | Sr.  
Leesburg, Va.  
St. Paul VI HS



**5 • TYRESE PROCTOR**  
G | 6-5 | 183 | So.  
Sydney, Australia  
NBA Global Academy



**12 • TJ POWER**  
F | 6-9 | 216 | Fr.  
Shrewsbury, Mass.  
Worcester Academy



**13 • SEAN STEWART**  
F | 6-9 | 227 | Fr.  
Windermere, Fla.  
Montverde Academy



**14 • JADEN SCHUTT**  
G | 6-5 | 190 | So.  
Yorkville, Ill.  
Yorkville Christian HS



**15 • RYAN YOUNG**  
F | 6-10 | 238 | Gr.  
Stewartsville, N.J.  
Bethlehem Catholic HS  
Northwestern Univ.



**20 • NEAL BEGOVICH**  
F | 6-9 | 230 | Gr.  
San Francisco, Calif.  
St. Ignatius College Prep  
Stanford Univ.



**21 • CHRISTIAN REEVES**  
C | 7-1 | 261 | So.  
Charlotte, N.C.  
Oak Hill Academy (Va.)



**25 • MARK MITCHELL**  
F | 6-9 | 232 | So.  
Kansas City, Kan.  
Sunrise Christian School




**30 • KYLE FILIPOWSKI**  
C | 7-0 | 248 | So.  
Westtown, N.Y.  
Wilbraham & Monson Academy




**52 • STANLEY BORDEN**  
C | 7-0 | 241 | Jr.  
Istanbul, Turkey  
Istanbul Int'l Community School




**55 • SPENCER HUBBARD**  
G | 5-8 | 157 | Sr.  
Los Angeles, Calif.  
Harvard Westlake HS




**JON SCHEYER**  
Head Coach  
Duke '10  
11th Season at Duke / 2nd as Head Coach



**CHRIS CARRAWELL**  
Associate Head Coach  
Duke '00  
6th Season at Duke



**JAI LUCAS**  
Associate Head Coach  
Texas '11  
2nd Season at Duke



**WILL AVERY**  
Assistant Coach  
Duke '23  
1st Season at Duke



**EMANUEL DILDY**  
Assistant Coach  
Eastern Illinois '05  
1st Season at Duke