



2023-24 AUBURN MEN'S BASKETBALL

12 NCAA TOURNAMENT APPEARANCES || 2019 FINAL FOUR || 6-TIME SEC CHAMPIONS || AUBURNTIGERS.COM || @AUBURNMBB

2023-24 SCHEDULE

OVERALL: 0-0 || SEC: 0-0
HOME: 0-0 || AWAY: 0-0 || NEUTRAL: 0-0

DATE	OPPONENT (TV)	TIME (CT)
Nov. 1	AU MONTGOMERY (exh.)	W, 102-66
Nov. 7	vs. #20/17 Baylor+ (ESPN)	8 p.m.
Nov. 10	SOUTHEASTERN LOUISIANA (SECN+)	7 p.m.
Nov. 16	vs. Notre Dame* (ESPN2)	8 p.m.
Nov. 17	vs. Oklahoma State/St. Bonaventure* 3:30/6 p.m.	
Nov. 21	ALABAMA A&M (SECN+)	7 p.m.
Nov. 29	VIRGINIA TECH% (ESPN2)	8:15 p.m.
Dec. 3	at Appalachian State (ESPN2)	Noon
Dec. 9	vs Indiana! (ESPN2)	1 p.m.
Dec. 13	vs. UNC Asheville \$	TBA
Dec. 17	USC (ESPN)	Noon
Dec. 22	ALABAMA STATE (SECN+)	7 p.m.
Dec. 30	CHATTANOOGA (SECN)	4 p.m.
Jan. 2	PENN (SECN)	8 p.m.
Jan. 6	at Arkansas* (ESPN2)	TBA
Jan. 9	TEXAS A&M* (ESPN2)	8 p.m.
Jan. 13	LSU* (SECN)	5 p.m.
Jan. 17	at Vanderbilt* (SECN)	8 p.m.
Jan. 20	OLE MISS* (SECN)	7:30 p.m.
Jan. 24	at Alabama* (ESPN)	6:30 p.m.
Jan. 27	at Mississippi State* (SECN)	2:30 p.m.
Jan. 31	VANDERBILT* (ESPN2)	8 p.m.
Feb. 3	at Ole Miss* (SECN)	5 p.m.
Feb. 7	ALABAMA* (ESPN2)	6 p.m.
Feb. 10	at Florida* (SECN)	2:30 p.m.
Feb. 14	SOUTH CAROLINA* (SECN)	7:30 p.m.
Feb. 17	KENTUCKY* (ESPN)	5 p.m.
Feb. 24	at Georgia* (SECN)	5 p.m.
Feb. 28	at Tennessee* (ESPN2)	6 p.m.
Mar. 2	MISSISSIPPI STATE* (ESPN2/ESPNU)	3 p.m.
Mar. 5	at Missouri* (SECN)	8 p.m.
Mar. 9	GEORGIA* (SECN)	5:30 p.m.
Mar. 13-17	at SEC Championship (Nashville, Tenn.)	

All Times Listed Central Time Zone
 * Southeastern Conference game
 + Sanford Pentagon (Sioux Falls, S.D.)
 ^ Legends Classic (Brooklyn, N.Y.)
 % ACC/SEC Challenge
 ! Holiday Hoopsgiving (Atlanta, Ga.)
 \$ Rocket City Classic (Huntsville, Ala.)

MEDIA INFORMATION

TV _____ ESPN
 Play-By-Play _____ Roxy Bernstein
 Color Analyst _____ Fran Fraschilla
 Producer _____ Chris Farrow

Radio _____ Auburn Sports Network
 Play-By-Play _____ Andy Burcham
 Color Analyst _____ Randall Dickey
 Local _____ WGZZ 94.3 FM
 Satellite _____ SiriusXM 137 or 190
 Online _____ AuburnTigers.com || TuneIn App

Auburn SID Primary Contact _____ Marlene Navor
 Cell Phone _____ 334-750-2381
 E-Mail _____ mnavor@auburn.edu

GAME 1

AUBURN (0-0, 0-0 SEC) vs. BAYLOR (0-0, 0-0 Big 12)

Tuesday, November 7, 2023 || 8:01 p.m. (CT)
 Sanford Pentagon (3,250) || Sioux Falls, S.D.
 TV: ESPN || Radio: Auburn Sports Network



AUBURN

AP Poll/Coaches Poll _____ RV/RV
 2022-23 Record _____ 21-13, 10-8 SEC
 Head Coach _____ Bruce Pearl
 Career Record (Year) _____ 635-256 (29th)
 Record at Auburn (Year) _____ 173-111 (10th)
 Career Record vs. Baylor _____ 0-1

BAYLOR

AP Poll/Coaches Poll _____ #20/#17
 2022-23 Record _____ 23-11, 11-7 Big 12
 Head Coach _____ Scott Drew
 Career Record (Year) _____ 440-244 (22nd)
 Record at Baylor (Year) _____ 420-233 (21st)
 Career Record vs. Auburn _____ 2-0

Series History || Baylor Leads 5-2 || Last Meeting: BU 84, AU 72 (1/30/21 in Waco, Texas)

» Auburn (0-0) officially commences the 2023-24 college basketball season in a primetime, neutral-site showdown with preseason No. 20/17-ranked Baylor (0-0) on Tuesday, Nov. 7, at the Sanford Pentagon in Sioux Falls, S.D.

» The Tigers (4/6) and Bears (4/6) are among 13 elite programs to be ranked in the Top 10 in at least four of the last six seasons next to Duke (6/6), Gonzaga (6/6), Kansas (6/6), Kentucky (6/6), Michigan (5/6), Michigan State (5/6), Villanova (5/6), Houston (4/6), North Carolina (4/6), Texas Tech (4/6) and Virginia (4/6).

» The 3,250-seat venue is the home venue for the Sioux Falls Skyforce of the NBA G League. This is the first of three neutral-site games on the Tigers' non-conference schedule next to meetings with Indiana as part of Holiday Hoopsgiving on Dec. 9 in Atlanta and UNC Asheville as part of the Rocket City Classic on Dec. 13 in Huntsville, Ala.

» The Tigers are the only SEC school that opens the season against a team ranked in the preseason AP Poll. The game marks the fourth time in program history Auburn has opened the season against a ranked opponent.

» While the majority of NCAA Division I schools will tip-off the season on Monday, the Auburn and Baylor matchup will be one of 29 games on tap on Tuesday night. Of those contests, one of two involving a Top 25 opponent next to No. 8-ranked Creighton hosting Florida A&M.


» Preseason All-SEC First Team selection Johni Broome is the team's top returning scorer (14.2 ppg), rebounder (8.4 rpg) and shot blocker (2.4 bpg). He is one of the top returning players in the country and in the SEC. This summer, Broome was invited to the NBA Elite Camp in Chicago and later elevated himself into the NBA Draft Combine.

PROBABLE AUBURN STARTERS (*2022-23 Statistics)



3
TRE DONALDSON
 G • 6-3 • 210 • So.
 Tallahassee, Fla.

PPG 2.5*
 RPG 1.4*
 APG 1.2*



12
DENVER JONES
 G • 6-4 • 205 • Jr.
 New Market, Ala.

PPG DNP*
 RPG DNP*
 APG DNP*



31
CHANEY JOHNSON
 G • 6-7 • 220 • Jr.
 Alabaster, Ala.

PPG DNP*
 RPG DNP*
 APG DNP*



5
CHRIS MOORE
 F • 6-6 • 200 • Sr.
 West Memphis, Ark.

PPG 3.5*
 RPG 2.1*
 BPG 0.3*



4
JOHNI BROOME
 F/C • 6-10 • 240 • Jr.
 Plant City, Fla.

PPG 14.2*
 RPG 8.4*
 BPG 2.4*

OFF THE BENCH

No.	Pos.	Name	Ht.	Wt.	Year	PPG	RPG	Hometown
0	G	K.D. Johnson	6-0	190	Sr.	8.9*	1.9*	Atlanta, Ga.
2	F	Jaylin Williams	6-8	245	Gr.	11.2*	4.7*	Nahunta, Ga.
10	G/F	Chad Baker-Mazara	6-7	180	Jr.	DNP*	DNP*	Santo Domingo, DR
44	C	Dylan Cardwell	6-11	255	Sr.	3.7*	3.8*	Augusta, Ga.
1	G	Aden Holloway	6-1	178	Fr.	DNP*	DNP*	Charlotte, N.C.
24	G	Lior Berman	6-4	210	Gr.	2.2*	1.2*	Birmingham, Ala.
23	F	Addarin Scott	6-9	207	Jr.	DNP*	DNP*	Dallas, Texas

UNIVERSITY INFORMATION

Location _____ Auburn, Ala.
 Founded _____ 1856
 Enrollment _____ 31,764
 Nickname _____ Tigers
 Colors _____ Burnt Orange and Navy Blue
 Conference _____ Southeastern (SEC)

ADMINISTRATION

President _____ Dr. Christopher B. Roberts
 Director of Athletics _____ John Cohen
 Athletics Phone _____ 855-282-2010

COACHING STAFF

Head Coach _____ Bruce Pearl
 Alma Mater _____ Boston College '82
 Career Record _____ 635-256 (.713)
 Seasons _____ 28
 Record at Auburn _____ 173-111 (.609)
 Seasons _____ 9
 Associate Head Coach _____ Steven Pearl
 Alma Mater _____ Tennessee '10
 Assistant Coach _____ Ira Bowman
 Alma Mater _____ Penn '96
 Assistant Coach _____ Corey Williams
 Alma Mater _____ Oklahoma State '02
 Assistant Coach _____ Chad Prewett
 Alma Mater _____ Troy State '94
 Assistant Coach/Offensive Coordinator _____
 _____ Mike Burgomaster
 Alma Mater _____ Miami '16
 Athletic Trainer _____ Clark Pearson
 Alma Mater _____ Kentucky '96
 Strength & Conditioning Coach _____ Damon Davis
 Alma Mater _____ Western Illinois '03
 Director of Player Development _____ Marquis Daniels
 Alma Mater _____ Auburn '03
 Director of Scouting & Recruiting _____ Ian Borders
 Alma Mater _____ Louisville '07
 Director of Operations _____ Maddux Jeffreys
 Alma Mater _____ Auburn '20

PROGRAM HISTORY

First Year of Basketball _____ 1905-06
 All-Time Record _____ 1442-1245-1 (.537)
 All-Time SEC Record _____ 647-770 (.456)
 SEC Championships _____ 4
 _____ (1960, 1999, 2018, 2022)
 SEC Tournament Titles _____ 2 (1985, 2019)
 NCAA Tournament Appearances _____ 12
 NCAA Tournament Record _____ 19-12
 All-Americans _____ 13
 All-SEC Selections _____ 98

TEAM INFORMATION

2022-23 Record _____ 21-13
 SEC Record (Finish) _____ 10-8 (7th)
 Associated Press Final Ranking _____ N/A
 USA TODAY/Coaches Final Ranking _____ N/A
 Letterwinners Returning/Lost _____ TBA
 Starters Returning/Lost _____ TBA
 Newcomers _____ TBA

ATHLETICS COMMUNICATIONS

Director (MBB Contact) _____ Marlene Navor
 Alma Mater _____ Washington State '00
 Cell _____ 334-750-2381
 E-Mail _____ mnavor@auburn.edu

GRAND OPENING

» This will be the first time for AU to face a Power 5 foe in its season opener since playing Michigan State (L, 79-92) in the first round of the Great Alaska Shootout on Nov. 24, 1989, in Anchorage, Alaska.

POWER 5 OPPONENT SEASON OPENERS (since 1980)

1985-86 vs. West Virginia (L, 58-75) on Nov. 22, 1985 in Hartford, Conn.
 1989-90 vs. Michigan State (L, 79-92) on Nov. 24, 1989 in Anchorage, Alaska

SCOUTING BAYLOR

» Baylor was picked to finish fourth in the preseason Big 12 Conference poll. The Bears are coming off a 23-11 campaign and NCAA Tournament appearance (lost to Creighton in second round) under head coach Scott Drew.

» Highly-touted freshman Ja'Kobe Walter was selected as preseason Big 12 Freshman of the Year. Like Auburn freshman Aden Holloway, he is the sixth McDonald's High School All-American in program history.

» Baylor will be the first ranked team Auburn will play in a season opener since No. 24 Temple (L, 42-68) in the NABC Classic on Nov. 11, 1997 in Albuquerque, N.M.

» Last season, Baylor (W, 64-63) played Gonzaga in a rematch of the 2021 national championship game at the Sanford Pentagon in December 2022.

SERIES HISTORY

» Baylor leads 5-2 in the all-time series with Auburn. The Tigers and Bears met three times between 1948 and 1958 and did not play again for 37 years.

» The two teams split the first four games in the series with Baylor winning the first two games, 59-44, on Dec. 27, 1948 in Oklahoma City, and 62-53 on Dec. 20, 1957 in Waco, Texas.

» Auburn evened the series with a pair of victories, winning 71-60 on Dec. 6, 1958 in Auburn, and 83-64 in Waco on Dec. 9, 1995.

» Baylor has won the last three games in the series with the first of those coming in a 68-63 decision on Dec. 14, 1996 in Auburn. The Bears defeated Auburn, 74-72, in the 2009 NIT Quarterfinals held on AU's home court.

» The two teams last met in Waco as part of the 2021 Big 12/SEC Challenge with the Bears claiming an 84-72 victory in Waco.

Date	H/A/N	Result
Dec. 27, 1948	N	L, 44-59
Dec. 20, 1957	A	L, 53-62
Dec. 6, 1958	H	W, 71-60
Dec. 9, 1995	A	W, 83-64
Dec. 14, 1996	H	L, 63-68
Mar. 24, 2009	H	L, 72-74
Jan. 30, 2021	A	L, 72-84

PRESEASON RANKINGS

» Entering the 2023-24 season, Auburn has received preseason billing at No. 15 in the Ken Pomeroy Ratings, No. 15 by Evan Miya and No. 24 by The Athletic. The Tigers are receiving votes in both national polls. KenPom also has AU ranked No. 16 in offensive efficiency and No. 15 in defensive efficiency. Meanwhile, Baylor is No. 5 and No. 20 respectively in both categories.

AUBURN IN SEASON OPENERS

» Auburn is 86-31 (.735) all-time in season openers including a 63-9 mark at home, 13-16 on the road, 5-3 at neutral sites and 5-3 at non-recorded sites. The Tigers have won 12-straight season openers including all nine under Bruce Pearl. AU's nine season-opening wins under Pearl have come by an average score of 85.6-68.4 for an average margin of victory of +17.1.

AUBURN IN SEASON OPENERS UNDER BRUCE PEARL

Season	Opponent	Location	Result
2014-15	Milwaukee	Auburn, Ala.	W, 83-73
2015-16	UAB	Auburn, Ala.	W, 75-74
2016-17	North Florida	Auburn, Ala.	W, 83-66
2017-18	Norfolk State	Auburn, Ala.	W, 102-74
2018-19	South Alabama	Auburn, Ala.	W, 101-58
2019-20	Georgia Southern	Auburn, Ala.	W, 83-74
2020-21	Saint Joseph's	Fort Myers, Fla.	W, 96-91 (OT)
2021-22	Morehead State	Auburn, Ala.	W, 77-54
2022-23	George Mason	Auburn, Ala.	W, 70-52

COACH PEARL IN SEASON OPENERS

» Bruce Pearl is 27-1 (.964) lifetime in season openers including wins in the last 17 openers. This game marks the first time Pearl has opened the season against an AP Top 25 opponent.

PEARL IN SEASON OPENERS BY SCHOOL

Southern Indiana: 9-0

Milwaukee: 3-1

Tennessee: 6-0

Auburn: 9-0

DOMINATING NON-CONFERENCE FOES

» Auburn owns an 84-23 (.785) winning record in regular-season games against non-conference opponent under Coach Pearl.

Team	2016-17	2017-18	2018-19	2019-20	2020-21	2021-22	2022-23	Total
Auburn	6-2	12-1	11-2	13-0	6-3	12-1	10-3	70-12 (.854)
Arkansas	11-2	11-2	9-4	12-1	12-3	11-2	1-2	77-16 (.828)
Miss. State	9-3	12-1	12-1	9-4	10-5	9-4	12-1	73-19 (.793)
Tennessee	8-5	10-2	12-1	8-5	8-2	9-3	11-2	66-20 (.767)
LSU	8-4	9-3	10-3	9-4	8-4	12-1	11-2	67-21 (.761)
Kentucky	10-3	11-2	11-2	10-3	1-7	11-2	9-4	63-23 (.733)
Georgia	9-4	9-3	9-4	10-3	7-1	5-8	10-3	59-26 (.694)
Texas A&M	8-4	11-2	7-5	6-6	6-2	11-2	8-5	57-26 (.687)
Alabama	7-5	9-4	9-4	8-5	10-5	10-3	10-3	63-29 (.685)
Missouri	5-7	10-3	9-3	8-5	8-2	6-7	12-1	58-28 (.674)
Florida	10-3	9-4	8-5	8-5	6-3	10-3	7-6	58-29 (.667)
Ole Miss	9-4	7-6	10-3	9-4	6-4	9-4	8-5	58-30 (.659)



PLAYER TO WATCH: JAYLIN WILLIAMS

» After graduating with a bachelor's degree in kinesiology in May, Jaylin Williams chose to come back for his fifth and final year on The Plains. Last season, he was the team's third-leading scorer (11.2 ppg) and third-leading rebounder (4.7 rpg) in 2022-23. Williams is on the cusp of becoming the winningest player in program history with 87 career victories – tied with former Tigers Allen Flanigan (2019-23), Anfernee McLemore (2016-20) and Scott Pohlman (1997-2001). He is also 117 points away from recording his 1,000th career point.

» Williams also needs six rebounds for 400 career boards, and 12 3-pointers, 15 blocks and 33 steals to reach 100 in each category for his career. Entering the season with 107 career games played, he needs to appear in 20 games this season to crack Auburn's career games played list and is 27 games behind Frankie Sullivan's record of 134 games played from 2009-13.

ELITE IN THE SEC

» Auburn ranks second in the SEC with 143 victories (one game behind Tennessee) and a .715 winning percentage over the last six seasons. The Tigers have also won the second-most SEC Championship titles (3) and second-most NCAA Tournament games (7) in that span behind Alabama's four titles and Arkansas' eight NCAA Tournament victories.

Team	2017-18	2018-19	2019-20	2020-21	2021-22	2022-23	Total
Tennessee	26-9	31-6	17-14	18-9	27-8	25-11	144-57
Auburn	26-8	30-10	25-6	13-14	28-6	21-13	143-57
Kentucky	26-11	30-7	25-6	9-16	28-8	22-12	140-60
Arkansas	23-12	18-16	20-12	25-7	28-9	22-14	136-70
LSU	18-15	28-7	21-10	19-10	22-12	14-19	122-73
Mississippi State	25-12	23-11	20-11	18-15	18-16	21-13	125-78
Alabama	20-16	18-16	16-15	26-7	19-14	31-6	130-74
Florida	21-13	20-16	19-12	15-10	20-14	16-17	111-82
Texas A&M	22-13	14-18	16-14	8-10	27-13	25-10	112-78
Missouri	20-13	15-17	15-16	16-10	12-21	25-10	103-87
Ole Miss	12-20	20-13	15-17	16-12	13-19	12-21	88-102
South Carolina	17-16	16-16	18-13	6-15	19-13	11-21	87-94
Georgia	18-15	11-21	16-16	14-12	6-26	16-16	81-106
Vanderbilt	12-20	9-23	11-21	9-16	19-17	22-15	82-112

TIGER CARAVAN

» The game is Auburn's first game in the state of South Dakota in program history, making the Mount Rushmore State the 37th different state the Tigers have played in all-time. The only states Auburn has not played in are Delaware, Idaho, Kansas, Maine, Michigan, Montana, Nebraska, New Hampshire, North Dakota, Oregon, Rhode Island, Vermont and Wyoming. It is also the first time Bruce Pearl has coached in the state of South Dakota in his head coaching career.

BRUCE PEARL vs. SCOTT DREW

» Bruce Pearl is 1-1 in his head coaching career versus Baylor Head Coach Scott Drew. Pearl led Milwaukee to a 75-61 home win over Valparaiso in 2002 on its way to the program's first-ever NCAA Tournament berth and Drew's Baylor squad earned an 84-72 victory over Auburn in Waco, Texas, as part of the 2021 Big 12/SEC Challenge.

12/11/2002 Milwaukee 75, Valpo 61 in Milwaukee, Wis.
1/30/21 Baylor 84, Auburn 72 in Waco, Texas

AUBURN vs. THE TOP 25

Auburn is 77-223 against AP Top 25 teams all-time including 18-27 under Bruce Pearl. The Tigers set a program record with six wins against ranked opponents during the 2018-19 season including five straight from the SEC Championship through their run to the Final Four. Additionally, Auburn is 103-32 as a ranked team in the Pearl Era.

SEASON OPENERS AGAINST AN AP RANKED OPPONENT

Season	Opponent	AU Rank/Opp Rank	Location	Result
1969-70	South Carolina	NR/1	Auburn, Ala.	L, 64-86
1971-72	South Carolina	NR/12	Auburn, Ala.	L, 63-84
1997-98	Temple	NR/24	Albuquerque, N.M.	L, 42-68

PEARL ON THE VERGE OF MOVING UP CAREER WINS LIST

» Bruce Pearl enters his 10th season as Auburn's head coach with a 173-111 record on The Plains. With his next victory, he will pass Sonny Smith, who led Auburn to a 173-154 mark in 11 seasons from 1978-89, for third all-time in program history. Joel Eaves leads the way with 213 wins from 1949-63 and Cliff Ellis, who led the Tigers to 186 victories from 1994-2004, is second.

COACH	SEASONS	YEARS	RECORD
Joel Eaves	14	1949-50 to 1962-63	213-100
Cliff Ellis	10	1994-95 to 2003-04	186-125
Bruce Pearl	10	2014-15 to Present	173-111
Sonny Smith	11	1978-79 to 1988-89	173-154
Bill Lynn	10	1963-64 to 1972-73	130-124

RETURNING PRODUCTION

» Auburn returns 58.1 percent of its minutes, 60.2 percent of its scoring and 61.3 percent of its rebounding from last season. The Tigers return five of their Top 7 scorers – three of the five players, who averaged 20 minutes per game, and three of five players, who recorded at least 100 rebounds last season.

TIGERS ADD 3-POINT SHOOTERS

» After finishing 12th in the SEC shooting 31.4 percent from 3-point range last season, Auburn added three transfers who can shoot it from long range.

Player	Season	School	3FGM	3FGA	3FG%
Chad Baker-Mazara	2020-21	Duquesne	25	60	.417
	2021-22	San Diego State	22	56	.393
	2022-23	NW Florida State College	67	143	.469
	Totals		114	259	.440
Denver Jones	2020-21	Garden City CC	36	90	.400
	2021-22	FIU	49	142	.345
	2022-23	FIU	58	158	.367
	Totals		143	390	.367
Chaney Johnson	2020-21	UAH	11	28	.393
	2021-22	UAH	32	69	.464
	2022-23	UAH	24	83	.289
	Totals		67	180	.372
Combined Totals			324	829	.391

NEWCOMERS LEAD AUBURN TO EXHIBITION WIN

» In Auburn's 102-66 exhibition win over AUM, the Tigers were led by a trio of transfers. Denver Jones led Auburn with 18 points on 5-of-9 shooting from the floor, 4-of-8 from 3-point range and connected on all four of his free-throw attempts. Jones also pulled down a pair of rebounds. Chad Baker-Mazara added 15 points, three rebounds, one assist, one steal and one block and was a perfect 9-of-9 from the foul line. Chaney Johnson chipped in with 14 points and also finished the night with three rebounds, two assists, one block and one steal. The trio accounted for 46.1 percent of Auburn's scoring in the game while shooting 14-of-27 from the floor and 15-of-20 from the free-throw line.

JOHNSON ENDS LAST SEASON ON HOT STREAK

» Last season, K.D. Johnson shot 16-of-29 (55.2%) from 3-point range over the last nine games shooting 25.3 percent (20-of-79) from long range in the first 24 games. Johnson averaged 10.6 points over the last nine contests of the season.

BROOME AMONG ACTIVE DOUBLE-DOUBLE LEADERS

» Johni Broome enters the season third among active NCAA Division I players with 46 career double-doubles including 10 last season in his first year on The Plains. He compiled 36 double-doubles in two seasons at Morehead State, before transferring to Auburn. Broome has recorded a double-double in 47.4 percent of his career games and 30.3 percent of his games at AU.

» Broome enters the season with 1,451 points, 906 rebounds (299 offensive/607 defensive) and 265 blocks. He has made 610 field goals and 222 free throws.

JOHNI BROOME'S CAREER DOUBLE-DOUBLES BY SEASON

2020-21: 13*

2021-22: 23*

2022-23: 10

*at Morehead State

ACTIVE NCAA DIVISION I CAREER DOUBLE-DOUBLE LEADERS

Player	School	Double-Doubles	Games Played
Armando Bacot	North Carolina	68	132
Norchad Omier	Miami (Fla.)	51	89
Johni Broome	Auburn	46	97
Fardaws Aimaq	California	44	94
Enrique Freeman	Akron	42	97

IT JUST MEANS MORE

» Auburn was predicted to finish sixth in the preseason SEC media poll behind preseason favorite Tennessee, Texas A&M, Arkansas, Kentucky and Alabama.

» The Tigers have won the second-most, consecutive season openers (12) of any SEC school behind Texas A&M (22).

CONSECUTIVE SEASON OPENERS WON BY SEC SCHOOLS

Texas A&M	22
Auburn	12
LSU	9
Missouri	8
Ole Miss	8
Georgia	6
Tennessee	6
Arkansas	4
Florida	4
Alabama	3
Mississippi State	2
South Carolina	2
Kentucky	1
Vanderbilt	0

PEARL AMONG THE BEST OF THE BEST

» Bruce Pearl ranks No. 13 among active NCAA Division I coaches in career wins (635), third among active SEC men's basketball coaches. He also ranks No. 19 among active NCAA All-Division coaches in career wins (635) and No. 8 all-time among winningest SEC coaches with 318 career wins (UT and AU combined).

MOST OVERALL COLLEGIATE HEAD COACHING WINS AMONG ACTIVE SEC COACHES

Coach	School	Wins
John Calipari	Kentucky	832
Rick Barnes	Tennessee	779
Bruce Pearl	Auburn	635
Buzz Williams	Texas A&M	327
Chris Jans	Mississippi State	323

MOST WINS AS AN SEC HEAD COACH AMONG ACTIVE SEC COACHES

Coach	School	Wins
John Calipari	Kentucky	387
Bruce Pearl	Auburn	318
Rick Barnes	Tennessee	175
Mike White	Georgia	158
Eric Musselman	Arkansas	95

MOST WINS IN SEC GAMES AMONG ACTIVE SEC COACHES

Coach	School	Wins
John Calipari	Kentucky	185
Bruce Pearl	Auburn	142
Rick Barnes	Tennessee	86
Mike White	Georgia	78
Nate Oats	Alabama	49

PLAYER NOTES

0

K.D. JOHNSON

	GP-GS	PPG	RPG	FG%	FT%
2023-24	0-0	0.0	0.0	.000	.000
Career	83-31	11.2	2.5	.392	.685

Sr. | G | 6-0 | 190 | Atlanta, Ga. | Georgia

• Worked all spring and summer on his consistency.
• Team's Sixth Man last season averaging 8.9 points and 1.9 rebounds per game off the bench. • Also ranked 2nd on the team in steals (36) in 2022-23.

Career Highs

Pts _____ 27
Reb _____ 8
Ast _____ 7
Stl _____ 5 (2x)
Min _____ 37

1

ADEN HOLLOWAY

	GP-GS	PPG	RPG	FG%	FT%
2023-24	0-0	0.0	0.0	.000	.000
Career	0-0	0.0	0.0	.000	.000

Fr. | G | 6-1 | 178 | Charlotte, N.C. | Prolific Prep

• Five-star recruit and has incredible range from three. • Auburn's 6th-ever McDonald's HS All-American w/ Jabari Smith (2021), Walker Kessler (2020), Sharife Cooper (2020), Korvotney Barber (2005) and Frank Ford (1983).

Career Highs

Pts _____
Reb _____
Ast _____
Stl _____
Min _____

2

JAYLIN WILLIAMS

	GP-GS	PPG	RPG	FG%	FT%
2023-24	0-0	0.0	0.0	.000	.000
Career	107-60	8.3	3.7	.488	.741

Gr. | F | 6-8 | 245 | Nahunta, Ga. | Brantley County

• Team's third-leading scorer (11.2 ppg) and rebounder (4.7 rpg) in 2022-23.
• Graduated in May 2023 with bachelor's degree in kinesiology.
• Currently tied as winningest player in program history with 87 career wins.

Career Highs

Pts _____ 24
Reb _____ 11 (2x)
Ast _____ 8
Stl _____ 4
Min _____ 37

3

TRE DONALDSON

	GP-GS	PPG	RPG	FG%	FT%
2023-24	0-0	0.0	0.0	.000	.000
Career	32-0	2.5	1.4	.384	.550

So. | G | 6-3 | 210 | Tallahassee, Fla. | Florida St. Univ. School

• Saw action in 32 games last season averaging 10.5 minutes as a true freshman. • Turned in a 39-to-19 assist-to-turnover ratio (2.05) including 15 games with zero turnovers as the Tigers' back-up point guard in 2022-23.

Career Highs

Pts _____ 12
Reb _____ 5
Ast _____ 7
Stl _____ 4
Min _____ 29

4

JOHNI BROOME

	GP-GS	PPG	RPG	FG%	FT%
2023-24	0-0	0.0	0.0	.000	.000
Career	97-94	15.0	9.3	.550	.605

Jr. | F/C | 6-10 | 240 | Plant City, Fla. | Morehead State

• One of the top returning players in the country (No. 30 by The Almanac) and in the SEC. • Voted to the Preseason All-SEC First Team by coaches & media.
• Team's top returning scorer (14.2), rebounder (8.4) and shot blocker (2.4).

Career Highs

Pts _____ 32
Reb _____ 18 (2x)
Ast _____ 5 (3x)
Stl _____ 4
Min _____ 37

5

CHRIS MOORE

	GP-GS	PPG	RPG	FG%	FT%
2023-24	0-0	0.0	0.0	.000	.000
Career	81-16	2.7	1.9	.500	.667

Sr. | F | 6-6 | 220 | West Memphis, Ark. | West Memphis HS

• Underwent surgery this summer on his right shoulder (dislocated it toward the end of last season) • Started and played the most minutes (22) vs. AUM.
• Major vocal presence on the team in the locker room and on the floor.

Career Highs

Pts _____ 16
Reb _____ 7
Ast _____ 4
Stl _____ 3 (2x)
Min _____ 25 (2x)

10

CHAD BAKER-MAZARA

	GP-GS	PPG	RPG	FG%	FT%
2023-24	0-0	0.0	0.0	.000	.000
Career	46-13	7.4	2.3	.427	.864

Jr. | G/F | 6-7 | 180 | Santo Domingo, DR | (NW Florida State College)

• One of the Top 100 JUCO transfers in the country (No. 13).
• In his last NCAA Division I game, he scored over 20 points in the NCAA Tournament for San Diego State. • First AU player from Dominican Republic.

Career Highs

Pts _____ 23
Reb _____ 6 (2x)
Ast _____ 5
Stl _____ 3 (5x)
Min _____ 34

12

DENVER JONES

	GP-GS	PPG	RPG	FG%	FT%
2023-24	0-0	0.0	0.0	.000	.000
Career	59-35	16.2	3.8	.439	.868

Jr. | G | 6-4 | 205 | New Market, Ala. | FIU

• Ranked No. 25 nationally last season averaging 20.1 points per game at FIU.
• 2023 All-Conference USA First Team performer. • Shot 35.7% from 3PT.
• Rated the No. 26 overall transfer in the country by 247Sports.

Career Highs

Pts _____ 30
Reb _____ 13
Ast _____ 6 (3x)
Stl _____ 4 (6x)
Min _____ 47

20

CARTER SOBERA

	GP-GS	PPG	RPG	FG%	FT%
2023-24	0-0	0.0	0.0	.000	.000
Career	7-0	0.4	0.6	1.000	.333

Sr. | G | 6-5 | 210 | Birmingham, Ala. | Mountain Brook HS

• Two-Time SEC Academic Honor Roll and NABC Honors Court student.
• Walk-on who played high school basketball w/ AU teammate Lior Berman.
• Scored team's 100th point in Tigers' 102-66 exhibition victory over AUM.

Career Highs

Pts _____ 3
Reb _____ 2
Ast _____
Stl _____ 1
Min _____ 2

23

ADDARIN SCOTT

	GP-GS	PPG	RPG	FG%	FT%
2023-24	0-0	0.0	0.0	.000	.000
Career	0-0	0.0	0.0	.000	.000

Jr. | F | 6-9 | 207 | Dallas, Texas | Navarro College

• Goes by the nickname, AD. • One of the Top 100 JUCO transfers in the country (No. 54). • Played in the same junior college league (NJCAA Region XIV) as former Tiger J'Von McCormick, who attended Lee (Texas) College.

Career Highs

Pts _____
Reb _____
Ast _____
Stl _____
Min _____

24

LIOR BERMAN

	GP-GS	PPG	RPG	FG%	FT%
2023-24	0-0	0.0	0.0	.000	.000
Career	58-0	1.8	0.8	.392	.571

Gr. | G | 6-4 | 210 | Birmingham, Ala. | Mountain Brook HS

• Played the last four years and worked his way up from walk-on to consistently being in the rotation. • First year on scholarship.
• Graduated summa cum laude w/ a bachelor's degree in industrial design.

Career Highs

Pts _____ 8 (4x)
Reb _____ 4 (2x)
Ast _____ 1 (9x)
Stl _____ 1 (13x)
Min _____ 19

31

CHANEY JOHNSON

	GP-GS	PPG	RPG	FG%	FT%
2023-24	0-0	0.0	0.0	.000	.000
Career	0-0	0.0	0.0	.000	.000

Jr. | G | 6-7 | 220 | Alabaster, Ala. | Alabama-Huntsville

• Hardest worker on the team in every aspect of the game.
• One of the top NCAA Division II players in the country having been named Gulf South Conference POTY in 2022-23. • Averaged 15.9 ppg and 6.6 rpg.

Career Highs

Pts _____
Reb _____
Ast _____
Stl _____
Min _____

44

DYLAN CARDWELL

	GP-GS	PPG	RPG	FG%	FT%
2023-24	0-0	0.0	0.0	.000	.000
Career	93-1	3.5	3.4	.715	.450

Sr. | C | 6-11 | 255 | Augusta, Ga. | McEachern HS

• Had a near double-double with 9 points and 10 rebs in exhibition vs. AUM.
• Interned this summer with Athletes for Israel and was the team host for Kansas State and Arizona on both teams' foreign tour to Israel and UAE.
• With teammate Johni Broome, one of the most formidable front-court duos in the SEC and in the country - a complete unit.

Career Highs

Pts _____ 10
Reb _____ 10
Ast _____ 3 (3x)
Stl _____ 4
Min _____ 29

TV/RADIO ROSTER CHART



0
K.D. JOHNSON
G • 6-0 • 190 • Sr.
Atlanta, Ga.



1
ADEN HOLLOWAY
G • 6-1 • 178 • Fr.
Charlotte, N.C.



2
JAYLIN WILLIAMS
F • 6-8 • 245 • Gr.
Nahunta, Ga.



3
TRE DONALDSON
G • 6-3 • 210 • So.
Tallahassee, Fla.



4
JOHNI BROOME
F/C • 6-10 • 240 • Jr.
Plant City, Fla.



5
CHRIS MOORE
F • 6-6 • 220 • Sr.
West Memphis, Ark.



10
CHAD BAKER-MAZARA
G/F • 6-7 • 180 • Jr.
Santo Domingo, D.R.




12
DENVER JONES
G • 6-4 • 205 • Jr.
New Market, Ala.



13
CJ WILLIAMS
G • 6-2 • 175 • So.
Fayetteville, Ark.



14
PRESLEY PATTERSON
G • 5-11 • 180 • So.
Knoxville, Tenn.



20
CARTER SOBERA
G • 6-5 • 210 • Sr.
Birmingham, Ala.




21
BLAKE MUSCHALEK
G • 6-3 • 178 • Fr.
Dallas, Texas



22
REED TRAPP
G • 6-6 • 188 • So.
Muscle Shoals, Ala.



23
ADDARIN SCOTT
F • 6-9 • 207 • Jr.
Dallas, Texas



24
LIOR BERMAN
G • 6-4 • 210 • Gr.
Birmingham, Ala.



31
CHANEY JOHNSON
G • 6-7 • 220 • Jr.
Alabaster, Ala.



33
LUCAS CLANTON
G • 6-1 • 175 • Fr.
Shelbyville, Tenn.



42
HASTON ALEXANDER
C • 6-10 • 255 • So.
Tuscumbia, Ala.



44
DYLAN CARDWELL
C • 6-11 • 255 • Sr.
Augusta, Ga.



55
JALEN HARPER
G • 6-2 • 165 • Gr.
Mableton, Ga.

No.	Name	Pos.	Ht.	Wt.	Cl.	Hometown (Last School)
0	K.D. Johnson	G	6-0	190	Sr.	Atlanta, Ga. (Georgia)
1	Aden Holloway	G	6-1	178	Fr.	Charlotte, N.C. (Prolific Prep)
2	Jaylin Williams	F	6-8	245	Gr.	Nahunta, Ga. (Brantley County HS)
3	Tre Donaldson	G	6-3	210	So.	Tallahassee, Fla. (Florida State Univ. School)
4	Johni Broome	F	6-10	240	Jr.	Plant City, Fla. (Morehead State)
5	Chris Moore	F	6-6	220	Sr.	West Memphis, Ark. (West Memphis HS)
10	Chad Baker-Mazara	G/F	6-7	180	Jr.	Santo Domingo, Dominican Republic (NW Florida State)
12	Denver Jones	G	6-4	205	Jr.	New Market, Ala. (FIU)
13	CJ Williams	G	6-2	175	So.	Fayetteville, Ark. (Fayetteville HS)
14	Presley Patterson	G	5-11	180	So.	Knoxville, Tenn. (Knoxville Catholic HS)
20	Carter Sobera	G	6-5	210	Sr.	Birmingham, Ala. (Mountain Brook HS)
21	Blake Muschalek	G	6-3	178	Fr.	Dallas, Texas (Trinity Christian Academy)
22	Reed Trapp	G	6-6	188	So.	Muscle Shoals, Ala. (Birmingham-Southern College)
23	Addarin Scott	F	6-9	207	Jr.	Dallas, Texas (Navarro College)
24	Lior Berman	G	6-4	210	Gr.	Birmingham, Ala. (Mountain Brook HS)
31	Chaney Johnson	G	6-7	220	Jr.	Alabaster, Ala. (UAH)
33	Lucas Clanton	G	6-1	175	Fr.	Shelbyville, Tenn. (Cascade HS)
42	Haston Alexander	C	6-10	255	So.	Tuscumbia, Ala. (Covenant Christian School)
44	Dylan Cardwell	C	6-11	255	Sr.	Augusta, Ga. (McEachern HS)
55	Jalen Harper	G	6-2	165	Gr.	Mableton, Ga. (Shelton State CC)

Head Coach: Bruce Pearl (Boston College '82) - 10th Season

Associate Head Coach: Steven Pearl (Tennessee '10) - 10th Season

Assistant Coach: Ira Bowman (Penn '96) - Sixth Season

Assistant Coach: Corey Williams (Oklahoma State '02) - First Season

Assistant Coach: Chad Prewett (Troy State '94) - 10th Season

Assistant Coach/Offensive Coordinator: Mike Burgomaster (Miami '16) - Eighth Season

Director of Player Development: Marquis Daniels (Auburn '03) - Sixth Season

Director of Scouting and Recruiting: Ian Borders (Louisville '07) - Sixth Season

Director of Sports Performance: Damon Davis (Western Illinois '03) - 15th Season

Senior Athletic Trainer: Clark Pearson (Kentucky '96) - 15th Season

Executive Assistant to the Head Coach: Bridget Graba - 13th Season

Director of Operations: Maddux Jeffreys (Auburn '20) - Second Season

Director of Creative Content: Steven Leonard (Indiana '17) - Second Season

Chaplain: Jeremy Napier (West Virginia State '07) - Second Season

Graduate Assistant: Geoff Gray (Emerson College '19) - Second Season

Graduate Assistant: Bryant Smith - Second Season

PRONUNCIATION GUIDE

HASTON Alexander	HAY-stun
Chad Baker-MAZARA	MUH-ZARR-UH (like car)
LIOR Berman	LEE-oar
JOHNI Broome	JUH-nye (like dye)
ADEN Holloway	AY-den
Blake MUSCHALEK	MOO-SHUH-lek
ADDARIN Scott	UH-Dare-IN
JAYLIN Williams	JAY-lynn

WEEKLY SCHEDULE

SUNDAY November 5	MONDAY November 6	TUESDAY November 7	WEDNESDAY November 8	THURSDAY November 9	FRIDAY November 10	SATURDAY November 11
Practice at 10:45 a.m. (Practice Gym)	BP Weekly Press Conference at 10:15 a.m. (FB Complex)	Game Day vs. Baylor 8 p.m. Sioux Falls, S.D.	Practice at 4:00 p.m. (Practice Gym)	Practice at 2:30 p.m. (Practice Gym)	Game Day vs. SE Louisiana 7 p.m. Neville Arena	OFF

HEAD COACH BRUCE PEARL



Auburn Head Coach Bruce Pearl is in his 10th season on The Plains.

He has guided the Tigers to 173 wins in nine seasons, the program's first-ever No. 1 ranking in both national polls and a memorable run to the NCAA Final Four in 2019.

The three-time SEC Coach of the Year's accomplishments also include two Southeastern Conference regular-

season championships, one SEC Tournament championship and four NCAA Tournament berths with the Tigers.

Pearl currently ranks No. 13 among active NCAA Division I coaches in career wins (635) and No. 8 all-time among winningest SEC coaches with 318 career victories at Auburn and Tennessee combined.

During the 2022-23 season, the Tigers continued to make history finishing the season with a 21-13 overall record - the 11th-most wins in program history. Auburn has now turned in 20-win seasons in five of the last six years and is the second-winningest program in the SEC in that span.

Auburn was ranked a program-best 32-consecutive weeks in The Associated Press Top 25 Poll and as high as No. 11 in the country during the season. It was one of 10 schools to be ranked in the AP Top 25 throughout the 2022 calendar year.

For the third-consecutive school year, the Tigers achieved a team GPA of 3.0 or higher and received the NABC Academic Excellence Award under Pearl.

Six Tigers have been drafted into the NBA and developed by Pearl and his coaching staff including All-Americans Jabari Smith (No. 3 overall in 2022) and Walker Kessler selected (No. 22 overall in 2022). Both are currently playing in the league along with Chuma Okeke (No. 16 overall in 2019), Isaac Okoro (No. 5 overall in 2020), JT Thor (No. 37 overall in 2021) and Sharife Cooper (No. 48 overall in 2021).

Pearl's teams have been just as successful off the court as Auburn has had 37 graduates since 2014 - the most in the SEC.

In 28 seasons as a head coach, he has guided his teams to the NCAA Tournament 21 times and a 635-256 (.713) winning record.

Pearl is the only head coach (football or men's basketball) in SEC history to lead two programs to a No. 1 national ranking (Auburn in 2022 and UT in 2008). Additionally, he is just one of three head coaches to take four programs (three at the Division I level) to the Sweet 16, joining Lon Kruger and Eddie Sutton.

Through the Bruce Pearl Family Foundation, he and his wife, Brandy, remain committed to giving back to those in Alabama, providing support to children and families facing challenging and life-altering illnesses through Children's Harbor.

In 2015-16, Pearl started AUTLIVE at Auburn to benefit patients in the state of Alabama in the fight against cancer. AUTLIVE also raises the awareness of cancer prevention and detection.

A native of Boston, Mass., Pearl graduated cum laude from Boston College in 1982 with a bachelor's degree in business administration. He is the proud father of four children, Jacqui, Steven, Leah and Michael, and enjoys spending time with his grandchildren.

CAREER HONORS

- Three-Time SEC Coach of the Year (2006, 2008 and 2022)
- Three-Time Horizon League Coach of the Year (2002, 2003 and 2005)
- Two-Time GLVC Coach of the Year (1993 and 1994)
- 2019 NCAA Final Four appearance
- 2009 Maccabi Games Gold Medalist (Team USA)
- 2008 Adolph Rupp Cup Award recipient
- 2006 Sporting News Coach of the Year
- 1995 NABC Division II Coach of the Year
- 1995 NCAA Division II National Championship

HEAD COACHING RECORD

Year	School	Record	Postseason
1992-93	Southern Indiana	22-7	NCAA Region 3rd Place
1993-94	Southern Indiana	28-4	NCAA Runner-Up
1994-95	Southern Indiana	29-4	NCAA Champions
1995-96	Southern Indiana	25-4	NCAA Sweet 16
1996-97	Southern Indiana	23-5	NCAA First Round
1997-98	Southern Indiana	27-6	NCAA Sweet 16
1998-99	Southern Indiana	26-6	NCAA Sweet 16
1999-00	Southern Indiana	25-6	NCAA Sweet 16
2000-01	Southern Indiana	26-4	NCAA First Round
Total		231-46	
2001-02	Milwaukee	16-13	-
2002-03	Milwaukee	24-8	NCAA First Round
2003-04	Milwaukee	20-11	NIT First Round
2004-05	Milwaukee	26-6	NCAA Sweet 16
Total		86-38	
2005-06	Tennessee	22-8	NCAA Second Round
2006-07	Tennessee	24-11	NCAA Sweet 16
2007-08	Tennessee	31-5	NCAA Sweet 16
2008-09	Tennessee	21-13	NCAA First Round
2009-10	Tennessee	28-9	NCAA Elite Eight
2010-11	Tennessee	19-15	-
Total		145-61	
2014-15	Auburn	15-20	-
2015-16	Auburn	11-20	-
2016-17	Auburn	6-14 #	-
2017-18	Auburn	26-8	NCAA Second Round
2018-19	Auburn	30-10	NCAA Final Four
2019-20	Auburn	25-6	(Canceled)
2020-21	Auburn	13-14	
2021-22	Auburn	26-6 %	NCAA Second Round
2022-23	Auburn	21-13	NCAA Second Round
Total		173-111	
Career		635-256 (.713)	

Denotes vacated games by the NCAA during the 2016-17 season

% Two wins credited to assistant coaches/then-acting head coaches Wes Flanigan and Steven Pearl during the 2021-22 season

TOP PERFORMANCES UNDER PEARL AT AUBURN

MOST POINTS TEAM

- 119, vs. Northwestern State (Nov. 27, 2015)
119, vs. Winthrop (Nov. 24, 2017)
- 117, vs. Coastal Carolina (Dec. 15, 2016)
- 116, vs. CSUN (Nov. 15, 2019)
- 109, vs. UConn (Nov. 24, 2021)
- 109, at South Carolina (Jan. 23, 2021)

MOST POINTS INDIVIDUAL

- 34, Bryce Brown vs. Dayton (Dec. 8, 2018)
- 33, Samir Doughty vs. CSUN (Nov. 15, 2019)
- 32, Samir Doughty at Tennessee (Mar. 7, 2020)
- 31, Jabari Smith vs. Vanderbilt (Feb. 16, 2022)
31, Bryce Brown vs. Norfolk State (Nov. 10, 2017)
31, Mustapha Heron vs. Winthrop (Nov. 24, 2017)
31, Jared Harper at UAB (Dec. 15, 2018)

MOST REBOUNDS TEAM

- 66, vs. Mississippi College (Nov. 14, 2018)
- 60, at Arkansas [OT] (Feb. 8, 2022)
60, vs. Alabama (Feb. 12, 2020)
- 56, vs. Saint Joseph's (Nov. 26, 2020)
- 53, vs. Winthrop (Nov. 15, 2022)

MOST REBOUNDS INDIVIDUAL

- 19, Walker Kessler at Arkansas [OT] (Feb. 8, 2022)
19, Cinmeon Bowers at Middle Tennessee (Dec. 12, 2015)
- 18, Johni Broome vs. Georgia (Feb. 1, 2023)
18, Cinmeon Bowers vs. Alabama (Jan. 19, 2016)
18, Cinmeon Bowers vs. Ole Miss (Feb. 20, 2016)
- 17, Cinmeon Bowers vs. Milwaukee (Nov. 14, 2014)
17, Cinmeon Bowers vs. Winthrop (Dec. 17, 2014)
17, Cinmeon Bowers vs. Mississippi State (Jan. 21, 2015)
17, Horace Spencer vs. Mississippi College (Nov. 14, 2018)
17, Austin Wiley vs. Alabama (Feb. 12, 2020)

MOST 3-POINTERS TEAM

- 22, vs. South Alabama (Dec. 4, 2020)
- 21, vs. Coastal Carolina (Dec. 15, 2016)
- 18, vs. South Alabama (Nov. 6, 2018)
18, vs. LSU (Feb. 8, 2020)
- 17, vs. Northwestern State (Nov. 27, 2015)
17, vs. Vanderbilt (Feb. 3, 2018)
17, vs. Arkansas (Feb. 20, 2019)
17, vs. North Carolina (Mar. 29, 2019)
17, vs. CSUN (Nov. 15, 2019)

MOST 3-POINTERS INDIVIDUAL

- 9, Bryce Brown at Arkansas (Feb. 17, 2016)
- 8, Kareem Canty at Middle Tennessee (Dec. 12, 2015)
8, Bryce Brown vs. South Carolina (Mar. 3, 2018)
8, Samir Doughty at Tennessee (Mar. 7, 2020)
- 7, Jabari Smith vs. Vanderbilt (Feb. 16, 2022)
7, KT Harrell vs. Coastal Carolina (Dec. 5, 2014)
7, Bryce Brown at Ole Miss (Jan. 9, 2019)
7, Bryce Brown vs. Kansas (Mar. 23, 2019)
7, Justin Powell vs. South Alabama (Dec. 4, 2020)

MOST FT MADE TEAM

- 36, vs. Missouri (Jan. 26, 2021)
- 33, vs. UConn (Nov. 24, 2021)
- 33, vs. Kentucky (Feb. 1, 2020)
- 31, vs. Arkansas (Feb. 10, 2015)
31, at Arkansas - Feb. 27, 2018)

MOST FT MADE INDIVIDUAL

- 18, Sharife Cooper vs. Missouri (Jan. 26, 2021)
- 15, KT Harrell vs. Georgia (Mar. 3, 2015)
15, Jared Harper at UAB (Dec. 15, 2018)
- 14, Jared Harper vs. Ole Miss (Jan. 7, 2017)
14, Samir Doughty vs. Kentucky (Feb. 1, 2020)
- 12, Jabari Smith vs. UConn (Nov. 24, 2001)
12, Desean Murray vs. Ole Miss (Jan. 9, 2018)
12, Jared Harper vs. South Carolina (Mar. 15, 2019)

MOST FT ATTEMPTED TEAM

- 46, at Missouri (Feb. 15, 2020)
- 44, vs. Kentucky (Feb. 1, 2020)
44, vs. Missouri (Jan. 26, 2021)
- 43, vs. Saint Joseph's (Nov. 26, 2020)
- 42, vs. Eastern Kentucky (Nov. 17, 2016)
42, vs. Alabama (Jan. 21, 2017)

MOST FT ATTEMPTED INDIVIDUAL

- 21, Sharife Cooper vs. Missouri (Jan. 26, 2021)
- 18, Cinmeon Bowers vs. Missouri (Jan. 10, 2015)
18, KT Harrell vs. LSU (Mar. 13, 2015)
18, Austin Wiley vs. Alabama (Jan. 21, 2017)
- 17, Jared Harper vs. Ole Miss (Jan. 7, 2017)
- 16, Johni Broome vs. Houston (March 18, 2023)
16, K.D. Johnson vs. UConn (Nov. 24, 2021)
16, Cinmeon Bowers vs. LSU (Feb. 2, 2016)
16, Jared Harper at UAB (Dec. 15, 2018)

MOST ASSISTS TEAM

- 27, vs. CSUN (Nov. 15, 2019)
- 26, vs. Nebraska (Dec. 11, 2021)
- 25, vs. Saint Peter's (Nov. 28, 2018)
- 24, vs. South Alabama (Nov. 6, 2018)
24, vs. South Alabama (Dec. 4, 2020)

MOST ASSISTS INDIVIDUAL

- 16, J'Von McCormick vs. CSUN (Nov. 15, 2019)
- 14, Jared Harper vs. Vanderbilt (Feb. 3, 2018)
- 13, Jared Harper vs. South Alabama (Nov. 6, 2018)
- 13, Jared Harper vs. North Carolina (Mar. 29, 2019)
- 12, Wendell Green Jr. at South Carolina (Jan. 21, 2023)

MOST STEALS TEAM

- 20, vs. North Florida (Dec. 29, 2018)
- 18, vs. Tennessee (Feb. 22, 2020)
- 16, vs. Nebraska (Dec. 11, 2021)
16, vs. Saint Peter's (Nov. 28, 2018)
- 14, vs. Texas Southern (Nov. 18, 2022)
14, vs. George Mason (Nov. 7, 2022)
14, vs. Georgia (Jan. 20, 2018)
14, vs. Alabama (Feb. 21, 2018)
14, vs. Mississippi College (Nov. 14, 2018)
14, vs. Florida (Mar. 16, 2019)
14, vs. Tennessee (Mar. 17, 2019)
14, vs. New Mexico (Nov. 25, 2019)

MOST STEALS INDIVIDUAL

- 5, Wendell Green Jr. at Mississippi State (March 2, 2022)
5, Walker Kessler vs. Nebraska (Dec. 11, 2021)
5, Zep Jasper vs. Nebraska (Dec. 11, 2021)
5, K.D. Johnson vs. Syracuse (Nov. 26, 2021)
5, K.D. Johnson vs. UConn (Nov. 24, 2021)
5, K.C. Ross-Miller vs. Oregon State (Nov. 26, 2014)
5, K.C. Ross-Miller vs. Middle Tennessee (Dec. 29, 2014)
5, Antoine Mason at LSU (Feb. 5, 2015)
5, Malik Dunbar vs. UNC Asheville (Dec. 4, 2018)
5, Chuma Okeke vs. Murray State (Dec. 22, 2018)
5, Chuma Okeke vs. North Florida (Dec. 29, 2018)
5, J'Von McCormick vs. Tennessee (Feb. 22, 2020)

MOST BLOCKS TEAM

- 14, vs. Texas A&M (Feb. 12, 2022)
14, vs. Yale (Dec. 4, 2021)
14, vs. LSU (Dec. 29, 2021)
14, at Georgia (Jan. 13, 2021)
14, vs. Missouri (Jan. 26, 2021)

MOST BLOCKS INDIVIDUAL

- 12, Walker Kessler vs. Texas A&M (Feb. 12, 2022)
- 11, Walker Kessler vs. LSU (Dec. 29, 2021)
- 9, Walker Kessler vs. Jacksonville State (Mar. 18, 2022)
- 8, Johni Broome vs. Saint Louis (Nov. 27, 2022)
8, Walker Kessler vs. Ole Miss (Feb. 23, 2022)
8, Walker Kessler vs. Alabama (Feb. 1, 2022)

ASSOCIATED PRESS POLL

RK	TEAM	RECORD	PTS	PREV.
1	Kansas (46)	0-0	1548	-
2	Duke (11)	0-0	1466	-
3	Purdue (3)	0-0	1436	-
4	Michigan State (1)	0-0	1346	-
5	Marquette	0-0	1283	-
6	UConn (2)	0-0	1243	-
7	Houston	0-0	1117	-
8	Creighton	0-0	1099	-
9	Tennessee	0-0	1032	-
10	Florida Atlantic	0-0	1011	-
11	Gonzaga	0-0	830	-
12	Arizona	0-0	776	-
13	Miami	0-0	750	-
14	Arkansas	0-0	685	-
15	Texas A&M	0-0	597	-
16	Kentucky	0-0	530	-
17	San Diego State	0-0	529	-
18	Texas	0-0	493	-
19	North Carolina	0-0	474	-
20	Baylor	0-0	431	-
21	USC	0-0	427	-
22	Villanova	0-0	395	-
23	Saint Mary's	0-0	335	-
24	Alabama	0-0	163	-
25	Illinois	0-0	104	-

Others receiving votes: Wisconsin 53, Colorado 49, St. John's 47, UCLA 47, Maryland 34, Virginia 27, **Auburn 27**, TCU 24, Mississippi State 20, Kansas State 13, Xavier 8, Memphis 7, Missouri 6, Boise State 4, Indiana 3, Charleston 2, Florida 2, Drake 1, New Mexico 1

COACHES POLL

RK	TEAM	RECORD	PTS	PREV.
1	Kansas (23)	0-0	785	-
2	Purdue (5)	0-0	742	-
3	Duke (3)	0-0	716	-
4	Michigan State	0-0	667	-
5	UConn (1)	0-0	626	-
6	Houston	0-0	615	-
7	Marquette	0-0	614	-
8	Creighton	0-0	552	-
9	Florida Atlantic	0-0	548	-
10	Tennessee	0-0	496	-
11	Arizona	0-0	449	-
12	Gonzaga	0-0	407	-
13	Miami	0-0	390	-
14	Arkansas	0-0	315	-
15	San Diego State	0-0	277	-
16	Kentucky	0-0	261	-
17	Baylor	0-0	258	-
18	Texas	0-0	251	-
19	Texas A&M	0-0	231	-
20	Villanova	0-0	217	-
21	North Carolina	0-0	197	-
22	USC	0-0	176	-
23	Saint Mary's	0-0	147	-
24	Alabama	0-0	142	-
25	UCLA	0-0	52	-

Others receiving votes: Illinois 45, Wisconsin 43, Maryland 29, TCU 26, Colorado 21, Xavier 17, Ohio State 16, St. John's 13, Virginia 13, Kansas State 8, Indiana 7, Washington 5, Florida 5, **Auburn 5**, Missouri 4, Oregon 3, Memphis 3, Mississippi State 2, Iowa State 2, Boise State 1, Yale 1

LAST TIME TEAM


Defeated a ranked team at home _____ vs. #12 Tennessee (3/4/23)
 Defeated a ranked team on the road _____ at #24 Alabama (1/11/22)
 Defeated a ranked team at a neutral site _____ vs. #7 Kentucky (3/31/19)
 Defeated a top-10 team at home _____ vs. #5 Tennessee (3/9/19)
 Defeated a top-10 team on the road _____ at #8 Arkansas (1/23/93)
 Defeated a top-10 team at a neutral site _____ vs. #7 Kentucky (3/31/19)
 Won in overtime _____ at Mississippi State, 81-68 (OT) (3/2/22)
 Lost in overtime _____ at #2 Alabama, 90-85 (OT) (3/1/23)
 Won in double overtime _____ at Ole Miss, 83-82 (2OT) (1/28/20)
 Lost in double overtime _____ vs. #22 UConn, 115-109 (2OT) (11/24/21)
 Played back-to-back overtime games _____ at Arkansas, W 79-76 (OT) (2/5/20)
 _____ vs. LSU, W 91-90 (OT) (2/8/20)
 _____ vs. Alabama, W 95-91 (OT) (2/12/20)
 Played in three-straight overtime games _____ at Arkansas, W 79-76 (OT) (2/5/20)
 _____ vs. LSU, W 91-90 (OT) (2/8/20)
 _____ vs. Alabama, W 95-91 (OT) (2/12/20)
 Played at least three overtimes _____ vs. Georgia (SECT) (4OT) (3/1/79)
 Shot 70% for a half _____ 72.4% (21-29) at Washington (2nd) (12/21/22)
 Shot 70% for a half (SEC) _____ 70.8% (17-24) vs. Vanderbilt (2nd) (2/16/22)
 Shot 60% for a game _____ 61.8% (42-68) vs. Winthrop (11/24/17)
 Shot 60% for a game (SEC) _____ 61.1% (33-54) at Arkansas (2/17/16)
 Shot less than 30% for game _____ 23.6% (13-55) at Tennessee (2/4/23)
 Shot 100% from the FT line _____ 100% (6-6) vs. Long Beach State (12/23/11)
 Shot 60% from 3-point line _____ 60.0% (12-20) at #2 Alabama (3/1/23)
 Shot less than 30% in half _____ 28.6% (10-35) vs. Alabama (2nd) (2/11/23)
 Shot less than 20% in half _____ 16.7% (4-24) vs. #2 Houston (2nd) (3/18/23)
 Shot less than 10% in a half _____ 8.3% (2-24) vs. LSU (1st) (1/8/11)
 Attempted 50 free throws _____ 52 vs. Vanderbilt (2/6/54)
 Attempted 40 free throws _____ 41 vs. #22 UConn (11/24/21)
 Attempted 30 free throws in half _____ 30 vs. #12 Missouri (2nd) (1/26/21)
 Made 30 free throws _____ 33 vs. #22 UConn (11/24/21)
 Made 30 free throws (SEC) _____ 31 vs. Alabama (2/1/22)
 Made at least 10 3-point field goals _____ 12 at #2 Alabama (3/1/23)
 Made at least 15 3-point field goals _____ 15 vs. Arkansas (12/30/20)
 Failed to make 3-point field goal _____ vs. Kentucky (0-15) (1/19/13)
 Had at least 60 rebounds _____ 60 at Arkansas [OT] (2/8/22)
 Had at least 50 rebounds _____ 53 vs. Winthrop (11/15/22)
 Had less than 20 rebounds _____ 19 vs. Arkansas (3/9/23)
 Had at least 25 assists _____ 26 vs. Nebraska (12/11/21)
 Had at least 20 assists _____ 21 vs. Missouri (2/14/23)
 Had at least 15 steals _____ 16 vs. Nebraska (12/11/21)
 Had at least 10 blocks _____ 10 vs. Ole Miss (2/22/23)
 Had at least 15 blocks _____ 17 vs. Nicholls State (11/25/11)
 Failed to make a blocked shot _____ 0 at #2 Alabama (3/1/23)
 Had at least 25 lead changes _____ 27 at Arkansas (1/16/13)
 Scored 50 points in a half _____ 52 vs. Iowa (2nd) (3/16/23)
 Scored 50 points in a half (SEC) _____ 52 vs. Georgia (2nd) (2/1/23)
 Scored 60 points in a half _____ 66 vs. CSUN (1st) (11/15/19)
 Scored 60 points in a half (SEC) _____ 64 at Tennessee (2nd) (2/15/06)
 Scored 70 points in a half _____ 72 vs. Northwestern State (2nd) (11/27/15)
 Scored 100 points _____ 100 vs. Alabama (2/1/22)
 Scored 100 points (SEC) _____ 100 vs. Alabama (2/1/22)
 Scored under 20 points in 1st half _____ 19 at Tennessee (2/4/23),
 _____ vs. Northwestern (11/23/22), vs. Clemson (3/18/18)
 Scored under 20 points in 2nd half _____ 14 vs. Tulsa (11/24/14)
 Scored under 10 points in a half _____ 6 vs. LSU (1st) (1/8/11)
 Scored 35 or under points in a game _____ 35 vs. Tulsa (11/24/14)
 Scored under 50 points in game _____ 43 at Tennessee (2/4/23),
 _____ vs. Northwestern (11/23/22)
 Scored under 50 points in game (SEC) _____ 43 at Tennessee (2/4/23)

LAST TIME INDIVIDUAL

Scored at least 30 points	Jabari Smith (31) vs. Vanderbilt (2/16/22)
Scored at least 35 points	Toney Douglas (38) vs. Nicholls State (11/24/04)
Scored at least 40 points	Wesley Person (44) vs. UAB (12/16/93)
Had two players with at least 20 points	Jabari Smith (31), Walker Kessler (22) vs. Vanderbilt (2/16/22)
Had three players with at least 20 points	Samir Doughty (26), J'Von McCormick (23), Devan Cambridge (21) vs. LSU (2/8/20)
Had two players with 25 points	Bryce Brown (26), Jared Harper (25) vs. Xavier (OT) (11/19/18)
Had two players with 25 points (SEC)	Chris Denson (30), KT Harrell (26) vs. Mississippi State (2/14/14)
Scored 20 points in a half	Jabari Smith (20, 2nd) at Florida (2/19/22)
Scored 20 points in 1st half	Bryce Brown (20) at Texas A&M (1/16/19)
Scored 20 points in 2nd half	Jabari Smith (20, 2nd) at Florida (2/19/22)
Scored 25 points in a half	Bryce Brown (25, 2nd) vs. Kentucky (1/19/19)
A player had back-to-back 20-point games	Johni Broome (20) vs. Missouri (2/14/23); (20) at Vanderbilt (2/18/23)
A player three consecutive 20-point games	Jabari Smith (27) at Tennessee (2/26/22); (27) at Mississippi State [OT] (3/2/22); vs. South Carolina (3/5/22)
A player had back-to-back 20-point SEC games	Johni Broome (20) vs. Missouri (2/14/23); (20) at Vanderbilt (2/18/23)
A player had back-to-back 25-point SEC games	Jabari Smith (27) at Tennessee (2/26/22); (27) at Mississippi State [OT] (3/2/22)
A player had three straight 25-point SEC games	Chris Denson (29) at LSU (2/8/14); (26) vs. Kentucky (2/12/14); (30) vs. Mississippi State (2/15/14)
A player had four straight 25-point SEC games	Chris Denson (25) at South Carolina (2/5/14); (29) at LSU (2/8/14); (26) vs. Kentucky (2/12/14); (30) vs. Mississippi State (2/15/14)
A player had five straight 25-point SEC games	Keenan Carpenter (44) vs. LSU (1/8/89); (28) vs. Mississippi State (2/11/89); (33) at Florida (2/15/89); (32) at Ole Miss (2/18/89); (29) vs. Kentucky (2/20/89)
A player had back-to-back 20-point games off the bench	Jamal Johnson (21) at Arkansas (12/30/20); (20) at Texas A&M (1/2/21)
Zero players scored in double figures	at Vanderbilt (1/7/12)
Only one player scored in double figures	Jamal Johnson (18) at UCF (11/30/20)
Five players scored in double figures	Jaylin Williams (11), Johni Broome (14), Wendell Green Jr. (14), K.D. Johnson (13), Allen Flanigan (12) vs. Bradley (11/22/22)
Five players scored in double figures (SEC)	Wendell Green Jr. (23), Jabari Smith (17), Walker Kessler (14), K.D. Johnson (13), Allen Flanigan (10) vs. Alabama (2/1/22)
All five starters scored in double figures	Allen Flanigan (23), Devan Cambridge (15), Jamal Johnson (14), Jaylin Williams (13), JT Thor (10) vs. Tennessee (2/27/21)
Six players scored in double figures	J. Broome (19), W. Green Jr. (15), J. Williams (11), K.D. Johnson (11), T. Donaldson (11) and A. Flanigan (10) vs. Iowa (3/16/23)
Six players scored in double figures (SEC)	J. Smith (12), W. Kessler (15), K.D. Johnson (12), A. Flanigan (10), W. Green Jr. (12), J. Williams (13) vs. Georgia (1/19/22)
Had at least 15 rebounds	Johni Broome (18) vs. Georgia (2/1/23)
Had at least 15 rebounds (SEC)	Johni Broome (18) vs. Georgia (2/1/23)
Had at least 20 rebounds	Kelvin Ardister (20) vs. Tennessee (1/4/89)
Had at least 25 rebounds	Rex Frederick (25) at Ole Miss (1/6/58)
Had at least 20 pts & 20 reb	Kelvin Ardister (22 pts, 20 reb) vs. Tennessee (1/4/89)
Had two players with at least 10 rebounds	Johni Broome (12); Allen Flanigan (10) vs. Iowa (3/16/23)
Had at least three players with 10 rebounds	Korvotney Barber (13), Quantez Robertson (10), Lucas Hargrove (10) at Virginia (12/20/08)
Had a double-double	Johni Broome (19 pts, 12 reb), Allen Flanigan (10 pts, 10 reb) vs. Iowa (3/16/23)
Had a double-double before halftime	Johni Broome (13 pts, 12 reb) vs. Georgia (2/1/23)
Had two straight double-doubles	Johni Broome (22 pts, 12 reb) at Georgia (1/4/23); (10 pts, 10 reb) vs. Arkansas (1/7/23)
Had three straight double-doubles	Johni Broome (14 pts, 11 reb) vs. Florida (12/28/22); (22 pts, 12 reb) at Georgia (1/4/23); (10 pts, 10 reb) vs. Arkansas (1/7/23)
Had four straight double-doubles	Johni Broome (14 pts, 11 reb) vs. Florida (12/28/22); (22 pts, 12 reb) at Georgia (1/4/23); (10 pts, 10 reb) vs. Arkansas (1/7/23); (19 pts, 11 reb) at Ole Miss (1/10/23)
Had five straight double-doubles	Jeff Moore (26 pts, 11 reb) vs. Ole Miss (3/2/88); (20 pts, 11 reb) at LSU (3/5/88); (22 pts, 11 reb) vs. Georgia (3/11/88); (13 pts, 13 reb) vs. Bradley (3/17/88); (22 pts, 11 reb) vs. Oklahoma (3/19/88)
Had two players with a double-double	Johni Broome (19 pts, 12 reb); Allen Flanigan (10 pts, 10 reb) vs. Iowa (3/16/23)
Had a double-double with points and assists	Wendell Green Jr. (16 pts, 12 ast) at South Carolina (1/21/23)
Had a triple-double	Walker Kessler (12 pts, 11 reb, 12 blks) vs. Texas A&M (2/12/22)
Had 10 assists	Wendell Green Jr. (12) at South Carolina (1/21/23)
Had 15 assists	J'Von McCormick (16) vs. CSUN (11/15/19)
Had two players with at least five blocks	Devan Cambridge (5) and Jaylin Williams (5) at Georgia (1/13/21)
Had 10 blocks	Walker Kessler (11) vs. LSU (12/29/21)
Had five steals	Zep Jasper (5), Walker Kessler (5) vs. Nebraska (12/11/21)
Had five steals (SEC)	J'Von McCormick (5) vs. Tennessee (2/22/20)
Made 25-straight free throws	Wendell Green Jr. (34) (2/22/23-3/16/23)
Hit buzzer-beater shot to win a game	T.J. Dunans vs. Mercer (3-pt FG, 76-74) (12/18/16)
Played more than 40 minutes	Samir Doughty (41) vs. Alabama (OT) (2/12/20)

O

K.D. JOHNSON
 G | 6-0 | 190 | Sr.
 Atlanta, Ga.
 (Hargrave Military Academy (Va.))



SEASON SUPERLATIVES

Points: None
Field Goals Made: None
Field Goals Attempted: None
3-Point Field Goals Made: None
3-Point Field Goals Attempted: None
Free Throws Made: None
Free Throws Attempted: None
Rebounds: None
Assists: None
Blocks: None
Steals: None
Minutes Played: None
Double-Figure Games: None
20-Point Games: None
10-Rebound Games: None
5-Steal Games: None
Double-Doubles: None
Dunks: None

CAREER SUPERLATIVES

Points: 27 vs. UConn (11/24/21)
Field Goals Made: 9 at Tennessee (2/10/21), vs. Auburn (1/13/21)
Field Goals Attempted: 22 at Georgia (2/5/22)
3-Point Field Goals Made: 4 (five times)
3-Point Field Goals Attempted: 9 vs. George Mason (11/7/22)
Free Throws Made: 11 vs. UConn (11/24/21)
Free Throws Attempted: 16 vs. UConn (11/24/21)
Rebounds: 8 at Alabama (1/11/22)
Assists: 7 vs. Jacksonville State (3/18/22)
Blocks: 2 vs. Auburn (1/13/21)
Steals: 5 vs. UConn (11/24/21), vs. Syracuse (11/26/21)
Minutes Played: 37 vs. UConn (11/24/21)
Double-Figure Games: 51
20-Point Games: 9
10-Rebound Games: None
5-Steal Games: 2
Double-Doubles: None
Dunks: 6

CAREER HONORS

- 2022-23 Preseason All-SEC Second Team
- 2020-21 SEC All-Freshman Team
- SEC Freshman of the Week (Jan. 18, 2021)

2023-24 GAME-BY-GAME STATISTICS

Opponent	GS	Min.	FG-A	3FG-A	FT-A	O-D-T	PF	A	TO	BLK	STL	PTS
vs. Baylor												
SE Louisiana												
vs. Notre Dame												
vs. TBA												
Alabama A&M												
Virginia Tech												
at App State												
vs. Indiana												
vs. UNC Asheville												
USC												
Alabama State												
Chattanooga												
Penn												
at Arkansas												
Texas A&M												
LSU												
at Vanderbilt												
Ole Miss												
at Alabama												
at Mississippi St.												
Vanderbilt												
at Ole Miss												
Alabama												
at Florida												
South Carolina												
Kentucky												
at Georgia												
at Tennessee												
Mississippi State												
at Missouri												
Georgia												


JOHNSON'S CAREER STATISTICS

SEASON	TEAM	GP-GS	MIN/AVG	Field Goals		3-Point		F-Throws		Rebounds				Scoring						
				FG-FGA	FG%	3FG-3FGA	3FG%	FT-FTA	FT%	OFF	DEF	TOT	AVG	PF-FO	A	TO	BLK	STL	PTS	AVG
2020-21	UGa	16-0	362/22.6	68-161	.422	24-62	.387	56-91	.615	11	33	44	2.8	45-0	19	34	3	29	216	13.5
2021-22	AUB	34-31	941/27.7	133-345	.386	45-155	.290	106-147	.721	19	78	97	2.9	87-0	53	62	2	64	417	12.3
2022-23	AUB	33-0	722/21.9	90-236	.381	36-108	.333	77-111	.694	15	48	63	1.9	76-0	43	50	1	36	293	8.9
TOTAL FOR AUB		67-31	1663/24.8	223-581	.384	81-263	.308	183-258	.709	34	126	160	2.4	163-0	96	112	3	100	710	10.6
TOTAL		83-31	2025/24.4	291-742	.392	105-325	.323	239-349	.685	45	159	204	2.5	208-0	115	146	6	129	926	11.2

1

ADEN HOLLOWAY

G | 6-1 | 178 | Fr.
Charlotte, N.C.
(Prolific Prep)



SEASON SUPERLATIVES

Points: None
 Field Goals Made: None
 Field Goals Attempted: None
 3-Point Field Goals Made: None
 3-Point Field Goals Attempted: None
 Free Throws Made: None
 Free Throws Attempted: None
 Rebounds: None
 Assists: None
 Blocks: None
 Steals: None
 Minutes Played: None
 Double-Figure Games: None
 20-Point Games: None
 10-Rebound Games: None
 5-Steal Games: None
 Double-Doubles: None
 Dunks: None

CAREER SUPERLATIVES

Points: None
 Field Goals Made: None
 Field Goals Attempted: None
 3-Point Field Goals Made: None
 3-Point Field Goals Attempted: None
 Free Throws Made: None
 Free Throws Attempted: None
 Rebounds: None
 Assists: None
 Blocks: None
 Steals: None
 Minutes Played: None
 Double-Figure Games: None
 20-Point Games: None
 10-Rebound Games: None
 5-Steal Games: None
 Double-Doubles: None
 Dunks: None

CAREER HONORS

- 2023 McDonald's High School All-American

2023-24 GAME-BY-GAME STATISTICS

Opponent	GS	Min.	FG-A	3FG-A	FT-A	O-D-T	PF	A	TO	BLK	STL	PTS
vs. Baylor												
SE Louisiana												
vs. Notre Dame												
vs. TBA												
Alabama A&M												
Virginia Tech												
at App State												
vs. Indiana												
vs. UNC Asheville												
USC												
Alabama State												
Chattanooga												
Penn												
at Arkansas												
Texas A&M												
LSU												
at Vanderbilt												
Ole Miss												
at Alabama												
at Mississippi St.												
Vanderbilt												
at Ole Miss												
Alabama												
at Florida												
South Carolina												
Kentucky												
at Georgia												
at Tennessee												
Mississippi State												
at Missouri												
Georgia												

HOLLOWAY'S CAREER STATISTICS

2

JAYLIN WILLIAMS

F | 6-8 | 245 | Gr.
Nahunta, Ga.
(Brantley County HS)



SEASON SUPERLATIVES

Points: None
 Field Goals Made: None
 Field Goals Attempted: None
 3-Point Field Goals Made: None
 3-Point Field Goals Attempted: None
 Free Throws Made: None
 Free Throws Attempted: None
 Rebounds: None
 Assists: None
 Blocks: None
 Steals: None
 Minutes Played: None
 Double-Figure Games: None
 20-Point Games: None
 10-Rebound Games: None
 5-Steal Games: None
 Double-Doubles: None
 Dunks: None

CAREER SUPERLATIVES

Points: 24 at Ole Miss (1/6/21)
 Field Goals Made: 9 vs. Georgia (2/2/21)
 Field Goals Attempted: 15 vs. Mississippi State (1/14/23)
 3-Point Field Goals Made: 6 at Ole Miss (1/6/21)
 3-Point Field Goals Attempted: 10 at Ole Miss (1/6/21)
 Free Throws Made: 8 vs. Tennessee (2/27/21)
 Free Throws Attempted: 10 vs. Tennessee (2/27/21)
 Rebounds: 11 vs. Texas A&M (2/12/22), vs. Saint Joseph's (11/26/20)
 Assists: 8 vs. Memphis (12/12/20)
 Blocks: 5 at Georgia (1/13/21)
 Steals: 4 vs. Texas Southern (11/18/22)
 Minutes Played: 37 vs. Saint Joseph's (11/26/20)
 Double-Figure Games: 42
 20-Point Games: 4
 10-Rebound Games: 3
 Double-Doubles: 1
 Dunks: 45

CAREER HONORS

- Three-Time SEC Academic Honor Roll (2020-21, 2021-22 and 2022-23)
- 2022-23 SEC Community Service Team
- 2022 Cancun Challenge Tournament MVP (Riviera Division)
- 2022 Cancun Challenge All-Tournament Team (Riviera Division)

2023-24 GAME-BY-GAME STATISTICS

Opponent	GS	Min.	FG-A	3FG-A	FT-A	O-D-T	PF	A	TO	BLK	STL	PTS
vs. Baylor												
SE Louisiana												
vs. Notre Dame												
vs. TBA												
Alabama A&M												
Virginia Tech												
at App State												
vs. Indiana												
vs. UNC Asheville												
USC												
Alabama State												
Chattanooga												
Penn												
at Arkansas												
Texas A&M												
LSU												
at Vanderbilt												
Ole Miss												
at Alabama												
at Mississippi St.												
Vanderbilt												
at Ole Miss												
Alabama												
at Florida												
South Carolina												
Kentucky												
at Georgia												
at Tennessee												
Mississippi State												
at Missouri												
Georgia												

WILLIAMS' CAREER STATISTICS

SEASON	TEAM	GP-GS	MIN/AVG	Field Goals		3-Point		F-Throws		Rebounds				Scoring						
				FG-FGA	FG%	3FG-3FGA	3FG%	FT-FTA	FT%	OFF	DEF	TOT	AVG	PF-FO	A	TO	BLK	STL	PTS	AVG
2019-20	AUB	14-0	100/7.1	15-28	.536	1-9	.111	3-3	1.000	8	17	25	1.8	12-0	6	6	5	6	34	2.4
2020-21	AUB	27-27	713/26.4	116-224	.518	32-94	.340	31-49	.633	36	91	127	4.7	66-0	54	49	39	18	295	10.9
2021-22	AUB	33-0	462/14.0	72-151	.477	15-51	.294	27-33	.818	33	55	88	2.7	57-1	27	30	16	8	186	5.6
2022-23	AUB	33-33	918/27.8	136-292	.466	40-113	.354	56-73	.767	41	113	154	4.7	78-2	74	39	25	35	368	11.2
TOTAL		107-60	2193/20.5	339-695	.488	88-267	.330	117-158	.741	118	276	394	3.7	213-3	161	124	85	67	883	8.3

3

TRE DONALDSON

G | 6-3 | 210 | So.
Tallahassee, Fla.
(Florida State Univ. School)

SEASON SUPERLATIVES

Points: None
Field Goals Made: None
Field Goals Attempted: None
3-Point Field Goals Made: None
3-Point Field Goals Attempted: None
Free Throws Made: None
Free Throws Attempted: None
Rebounds: None
Assists: None
Blocks: None
Steals: None
Minutes Played: None
Double-Figure Games: None
20-Point Games: None
10-Rebound Games: None
5-Steal Games: None
Double-Doubles: None
Dunks: None

CAREER SUPERLATIVES

Points: 12 at USC (12/18/22)
Field Goals Made: 4 at USC (12/18/22)
Field Goals Attempted: 8 at USC (12/18/22)
3-Point Field Goals Made: 3 vs. Iowa (3/16/23)
3-Point Field Goals Attempted: 4 at USC (12/18/22)
Free Throws Made: 2 (three times)
Free Throws Attempted: 3 at USC (12/18/22)
Rebounds: 5 vs. Winthrop (11/15/22)
Assists: 7 at Washington (12/21/22)
Blocks: 1 vs. Houston (3/18/23)
Steals: 4 at USC (12/18/22)
Minutes Played: 18 at Washington (12/21/22), vs. Georgia State (12/14/22)
Double-Figure Games: 2
20-Point Games: None
10-Rebound Games: None
Double-Doubles: None
Dunks: 2

CAREER HONORS

- 2022-23 First-Year SEC Academic Honor Roll

2023-24 GAME-BY-GAME STATISTICS

Opponent	GS	Min.	FG-A	3FG-A	FT-A	O-D-T	PF	A	TO	BLK	STL	PTS
vs. Baylor												
SE Louisiana												
vs. Notre Dame												
vs. TBA												
Alabama A&M												
Virginia Tech												
at App State												
vs. Indiana												
vs. UNC Asheville												
USC												
Alabama State												
Chattanooga												
Penn												
at Arkansas												
Texas A&M												
LSU												
at Vanderbilt												
Ole Miss												
at Alabama												
at Mississippi St.												
Vanderbilt												
at Ole Miss												
Alabama												
at Florida												
South Carolina												
Kentucky												
at Georgia												
at Tennessee												
Mississippi State												
at Missouri												
Georgia												

DONALDSON'S CAREER STATISTICS

SEASON	TEAM	GP-GS	MIN/AVG	Field Goals		3-Point		F-Throws		Rebounds				Scoring						
				FG-FGA	FG%	3FG-3FGA	3FG%	FT-FTA	FT%	OFF	DEF	TOT	AVG	PF-FO	A	TO	BLK	STL	PTS	AVG
2022-23	AUB	32-0	337/10.5	28-73	.384	13-32	.406	11-20	.550	3	43	46	1.4	32-1	39	19	1	21	80	2.5
TOTAL		32-0	337/10.5	28-73	.384	13-32	.406	11-20	.550	3	43	46	1.4	32-1	39	19	1	21	80	2.5

4

JOHNI BROOMEF/C | 6-10 | 240 | Jr.
Plant City, Fla.
(Morehead State)**SEASON SUPERLATIVES**

Points: None
Field Goals Made: None
Field Goals Attempted: None
3-Point Field Goals Made: None
3-Point Field Goals Attempted: None
Free Throws Made: None
Free Throws Attempted: None
Rebounds: None
Assists: None
Blocks: None
Steals: None
Minutes Played: None
Double-Figure Games: None
20-Point Games: None
10-Rebound Games: None
5-Steal Games: None
Double-Doubles: None
Dunks: None

CAREER SUPERLATIVES

Points: 32 vs. Murray State (3/5/22)
Field Goals Made: 13 vs. Murray State (3/5/22)
Field Goals Attempted: 21 at Xavier (12/15/21)
3-Point Field Goals Made: 2 vs. Tennessee (3/4/23), at Georgia (1/4/23)
3-Point Field Goals Attempted: 5 at Georgia (1/4/23)
Free Throws Made: 9 vs. Presbyterian (12/6/21)
Free Throws Attempted: 16 vs. Houston (3/18/23)
Rebounds: 18 vs. Georgia (2/1/23), vs. Belmont (1/20/22)
Assists: 5 (three times)
Blocks: 12 vs. UT Martin (2/16/22)
Steals: 4 vs. Colgate (12/2/22)
Minutes Played: 37 at Murray State (1/29/22)
Double-Figure Games: 83
20-Point Games: 22
10-Rebound Games: 46
Double-Doubles: 46
Dunks: 69

CAREER HONORS

- 2023-24 Preseason All-SEC First Team (Coaches and Media)
- 2023-24 Kareem Abdul-Jabbar Center of the Year Award Watch List
- 2022-23 All-SEC Second Team
- 2022-23 USBWA All-District IV Team
- 2022 Cancun Challenge All-Tournament Team (Riviera Division)
- 2022-23 First-Year SEC Academic Honor Roll
- 2023 NABC Honors Court
- Two-Time NABC All-District 18 First Team (2020-21 and 2021-22)
- 2021-22 Ohio Valley Conference Defensive Player of the Year
- 2020-21 OVC Freshman of the Year
- Two-Time All-OVC First Team (2020-21 and 2021-22)
- Two-Time OVC All-Tournament Team (2020-21 and 2021-22)

2023-24 GAME-BY-GAME STATISTICS

Opponent	GS	Min.	FG-A	3FG-A	FT-A	O-D-T	PF	A	TO	BLK	STL	PTS
vs. Baylor												
SE Louisiana												
vs. Notre Dame												
vs. TBA												
Alabama A&M												
Virginia Tech												
at App State												
vs. Indiana												
vs. UNC Asheville												
USC												
Alabama State												
Chattanooga												
Penn												
at Arkansas												
Texas A&M												
LSU												
at Vanderbilt												
Ole Miss												
at Alabama												
at Mississippi St.												
Vanderbilt												
at Ole Miss												
Alabama												
at Florida												
South Carolina												
Kentucky												
at Georgia												
at Tennessee												
Mississippi State												
at Missouri												
Georgia												

BROOME'S CAREER STATISTICS

SEASON	TEAM	GP-GS	MIN/AVG	Field Goals			3-Point		F-Throws		Rebounds				Scoring					
				FG-FGA	FG%	3FG-3FGA	3FG%	FT-FTA	FT%	OFF	DEF	TOT	AVG	PF-FO	A	TO	BLK	STL	PTS	AVG
2020-21	More	30-27	776/25.9	172-302	.570	0-0	.000	68-110	.618	91	179	270	9.0	61-0	20	57	56	18	412	13.7
2021-22	More	34-34	961/28.3	244-440	.555	0-5	.000	84-132	.636	112	246	358	10.5	84-1	41	81	131	24	572	16.8
2022-23	AUB	33-33	875/26.5	194-368	.527	9-31	.290	70-125	.560	96	181	277	8.4	99-4	44	57	78	29	467	14.2
TOTAL FOR AUB		33-33	875/26.5	194-368	.527	9-31	.290	70-125	.560	96	181	277	8.4	99-4	44	57	78	29	467	14.2
TOTAL		97-94	2611/26.9	610-1110	.550	9-36	.250	222-367	.605	299	606	905	9.3	244-5	105	195	265	71	1451	15.0

5

CHRIS MOORE

F | 6-6 | 220 | Sr.
West Memphis, Ark.
(West Memphis HS)



SEASON SUPERLATIVES

Points: None
Field Goals Made: None
Field Goals Attempted: None
3-Point Field Goals Made: None
3-Point Field Goals Attempted: None
Free Throws Made: None
Free Throws Attempted: None
Rebounds: None
Assists: None
Blocks: None
Steals: None
Minutes Played: None
Double-Figure Games: None
20-Point Games: None
10-Rebound Games: None
5-Steal Games: None
Double-Doubles: None
Dunks: None

CAREER SUPERLATIVES

Points: 16 vs. ULM (11/12/21)
Field Goals Made: 5 at Washington (12/21/22), vs. ULM (11/12/21)
Field Goals Attempted: 9 vs. ULM (11/12/21)
3-Point Field Goals Made:
 3 vs. Texas Southern (11/18/22), vs. Missouri (1/26/21)
3-Point Field Goals Attempted:
 4 vs. Georgia (2/1/23), vs. Texas Southern (11/18/22)
Free Throws Made: 6 vs. ULM (11/12/21)
Free Throws Attempted: 6 at USC (12/18/22), vs. ULM (11/12/21)
Rebounds: 7 vs. Texas Southern (11/18/22)
Assists: 4 vs. Missouri (2/14/23)
Blocks: 2 vs. Yale (12/4/21)
Steals: 3 vs. Florida (12/28/22), vs. Troy (12/19/20)
Minutes Played: 25 at Alabama (3/1/23), vs. Florida (12/28/22)
Double-Figure Games: 5
20-Point Games: None
10-Rebound Games: None
Double-Doubles: None
Dunks: 8

2023-24 GAME-BY-GAME STATISTICS

Opponent	GS	Min.	FG-A	3FG-A	FT-A	O-D-T	PF	A	TO	BLK	STL	PTS
vs. Baylor												
SE Louisiana												
vs. Notre Dame												
vs. TBA												
Alabama A&M												
Virginia Tech												
at App State												
vs. Indiana												
vs. UNC Asheville												
USC												
Alabama State												
Chattanooga												
Penn												
at Arkansas												
Texas A&M												
LSU												
at Vanderbilt												
Ole Miss												
at Alabama												
at Mississippi St.												
Vanderbilt												
at Ole Miss												
Alabama												
at Florida												
South Carolina												
Kentucky												
at Georgia												
at Tennessee												
Mississippi State												
at Missouri												
Georgia												

MOORE'S CAREER STATISTICS

SEASON	TEAM	GP-GS	MIN/AVG	Field Goals		3-Point		F-Throws		Rebounds				Scoring						
				FG-FGA	FG%	3FG-3FGA	3FG%	FT-FTA	FT%	OFF	DEF	TOT	AVG	PF-FO	A	TO	BLK	STL	PTS	AVG
2020-21	AUB	25-0	281/11.3	27-48	.563	6-15	.400	11-19	.579	28	23	51	2.0	28-0	12	18	6	8	71	2.8
2021-22	AUB	25-0	185/7.4	16-37	.432	0-5	.000	10-15	.667	20	15	35	1.4	19-0	6	15	4	8	42	1.7
2022-23	AUB	31-16	448/14.5	37-75	.493	9-22	.409	25-35	.714	36	30	66	2.1	47-0	19	21	9	15	108	3.5
TOTAL		81-16	915/11.3	80-160	.500	15-42	.357	46-69	.667	84	68	152	1.9	94-0	37	54	19	31	221	2.7

10

CHAD BAKER-MAZARA

G/F | 6-7 | 180 | Jr.

Santo Domingo, Dominican Republic
(NW Florida State College)**SEASON SUPERLATIVES**

Points: None
Field Goals Made: None
Field Goals Attempted: None
3-Point Field Goals Made: None
3-Point Field Goals Attempted: None
Free Throws Made: None
Free Throws Attempted: None
Rebounds: None
Assists: None
Blocks: None
Steals: None
Minutes Played: None
Double-Figure Games: None
20-Point Games: None
10-Rebound Games: None
5-Steal Games: None
Double-Doubles: None
Dunks: None

CAREER SUPERLATIVES

Points: 23 at Fordham (1/27/21)
Field Goals Made: 8 at Fordham (1/27/21)
Field Goals Attempted: 15 at Fordham (1/27/21)
3-Point Field Goals Made: 7 at Fordham (1/27/21)
3-Point Field Goals Attempted: 11 at Fordham (1/27/21)
Free Throws Made: 8 vs. Rhode Island (2/27/21)
Free Throws Attempted: 9 vs. Rhode Island (2/27/21)
Rebounds: 6 vs. UC Riverside (11/9/21), vs. Rhode Island (2/27/21)
Assists: 5 vs. Rhode Island (1/20/21)
Blocks: 3 vs. Rhode Island (2/27/21)
Steals: 3 vs. San Jose State (2/25/22), vs. Richmond (3/4/21)
Minutes Played: 34 vs. Rhode Island (1/20/21)
Double-Figure Games: 12
20-Point Games: 3
10-Rebound Games: None
Double-Doubles: None
Dunks: 13

CAREER HONORS

- 2023 NJCAA Region 8 Most Outstanding Player
- 2023 NJCAA Region 8 All-Tournament Team
- 2023 All-Panhandle Conference First Team
- 2021-22 Mountain West Conference Sixth Man of the Year

2023-24 GAME-BY-GAME STATISTICS

Opponent	GS	Min.	FG-A	3FG-A	FT-A	O-D-T	PF	A	TO	BLK	STL	PTS
vs. Baylor												
SE Louisiana												
vs. Notre Dame												
vs. TBA												
Alabama A&M												
Virginia Tech												
at App State												
vs. Indiana												
vs. UNC Asheville												
USC												
Alabama State												
Chattanooga												
Penn												
at Arkansas												
Texas A&M												
LSU												
at Vanderbilt												
Ole Miss												
at Alabama												
at Mississippi St.												
Vanderbilt												
at Ole Miss												
Alabama												
at Florida												
South Carolina												
Kentucky												
at Georgia												
at Tennessee												
Mississippi State												
at Missouri												
Georgia												

BAKER-MAZARA'S CAREER STATISTICS

SEASON	TEAM	GP-GS	MIN/AVG	Field Goals		3-Point		F-Throws		Rebounds				Scoring						
				FG-FGA	FG%	3FG-3FGA	3FG%	FT-FTA	FT%	OFF	DEF	TOT	AVG	PF-FO	A	TO	BLK	STL	PTS	AVG
2020-21	DU	15-13	364/24.3	46-105	.438	25-60	.417	26-32	.813	10	33	43	2.9	45-4	17	13	13	15	143	9.5
2021-22	SDSU	31-0	399/12.9	66-157	.420	22-56	.393	44-49	.898	9	54	63	2.0	45-0	18	23	14	21	198	6.4
TOTAL FOR AUB		0-0	0/0.0	0-0	.000	0-0	.000	0-0	.000	0	0	0	0.0	0-0	0	0	0	0	0	0
TOTAL		46-13	763/16.6	112-262	.427	47-116	.405	70-81	.864	19	87	106	2.3	90-4	35	36	27	36	341	7.4

12

DENVER JONES

G | 6-4 | 205 | Jr.
New Market, Ala.
(FIU)



SEASON SUPERLATIVES

Points: None
 Field Goals Made: None
 Field Goals Attempted: None
 3-Point Field Goals Made: None
 3-Point Field Goals Attempted: None
 Free Throws Made: None
 Free Throws Attempted: None
 Rebounds: None
 Assists: None
 Blocks: None
 Steals: None
 Minutes Played: None
 Double-Figure Games: None
 20-Point Games: None
 10-Rebound Games: None
 5-Steal Games: None
 Double-Doubles: None
 Dunks: None

CAREER SUPERLATIVES

Points: 30 at Rice (3/4/23)
 Field Goals Made: 10 (three times)
 Field Goals Attempted: 23 vs. Louisiana Tech (3/8/23)
 3-Point Field Goals Made: 7 vs. Southern Miss (2/3/22)
 3-Point Field Goals Attempted: 11 at UTSA (1/21/23)
 Free Throws Made: 11 vs. UAB (1/7/23)
 Free Throws Attempted: 12 vs. Rice (2/19/22)
 Rebounds: 13 at Eastern Michigan (12/11/21)
 Assists: 6 vs. Eastern Washington (11/27/22), vs. UNCG (11/21/21)
 Blocks: 1 (three times)
 Steals: 4 (six times)
 Minutes Played: 47 at Eastern Michigan (12/11/21)
 Double-Figure Games: 46
 30-Point Games: 1
 20-Point Games: 19
 10-Rebound Games: 1
 Double-Doubles: 1
 Dunks: 9

CAREER HONORS

- 2022-23 All-Conference USA First Team
- Conference USA Freshman of the Week (Dec. 13, 2021)
- 2020-21 Jayhawk Conference Freshman of the Year
- 2020-21 NJCAA All-Region 6 Second Team
- 2020-21 All-Jayhawk Conference First Team

2023-24 GAME-BY-GAME STATISTICS

Opponent	GS	Min.	FG-A	3FG-A	FT-A	O-D-T	PF	A	TO	BLK	STL	PTS
vs. Baylor												
SE Louisiana												
vs. Notre Dame												
vs. TBA												
Alabama A&M												
Virginia Tech												
at App State												
vs. Indiana												
vs. UNC Asheville												
USC												
Alabama State												
Chattanooga												
Penn												
at Arkansas												
Texas A&M												
LSU												
at Vanderbilt												
Ole Miss												
at Alabama												
at Mississippi St.												
Vanderbilt												
at Ole Miss												
Alabama												
at Florida												
South Carolina												
Kentucky												
at Georgia												
at Tennessee												
Mississippi State												
at Missouri												
Georgia												

JONES' CAREER STATISTICS

SEASON	TEAM	GP-GS	MIN/AVG	Field Goals		3-Point		F-Throws		Rebounds				Scoring							
				FG-FGA	FG%	3FG-3FGA	3FG%	FT-FTA	FT%	OFF	DEF	TOT	AVG	PF-FO	A	TO	BLK	STL	PTS	AVG	
2021-22	FIU	31-7	832/26.8	114-294	.388	49-142	.345	112-125	.896	22	93	115	3.7	45-0	71	52	2	28	389	12.5	
2022-23	FIU	28-28	935/33.4	187-391	.478	59-159	.371	131-155	.845	25	82	107	3.8	45-1	56	90	1	49	564	20.1	
TOTAL FOR AUB		0-0	0/0.0	0-0	.000	0-0	.000	0-0	.000	0	0	0	0.0	0-0	0	0	0	0	0	0	0.0
TOTAL		59-35	1767/30.0	301-685	.439	108-301	.359	243-280	.868	47	175	222	3.8	90-1	127	142	3	77	953	16.2	

20

CARTER SOBERAG | 6-5 | 210 | Sr.
Birmingham, Ala.
Mountain Brook HS**SEASON SUPERLATIVES**

Points: None
Field Goals Made: None
Field Goals Attempted: None
3-Point Field Goals Made: None
3-Point Field Goals Attempted: None
Free Throws Made: None
Free Throws Attempted: None
Rebounds: None
Assists: None
Blocks: None
Steals: None
Minutes Played: None
Double-Figure Games: None
20-Point Games: None
10-Rebound Games: None
5-Steal Games: None
Double-Doubles: None
Dunks: None

CAREER SUPERLATIVES

Points: 3 vs. Alabama (2/1/22)
Field Goals Made: 1 vs. Alabama (2/1/22)
Field Goals Attempted: 1 vs. Alabama (2/1/22)
3-Point Field Goals Made: None
3-Point Field Goals Attempted: None
Free Throws Made: 1 vs. Alabama (2/1/22)
Free Throws Attempted: 2 vs. Yale (12/4/21)
Rebounds: 2 vs. Yale (12/4/21)
Assists: None
Blocks: None
Steals: 1 vs. Yale (12/4/21)
Minutes Played: 2 vs. Yale (12/4/21)
20-Point Games: None
10-Rebound Games: None
Double-Doubles: None
Dunks: None

CAREER HONORS

- 2023 NABC Honors Court
- Two-Time SEC Academic Honor Roll (2021-22 and 2022-23)

2023-24 GAME-BY-GAME STATISTICS

Opponent	GS	Min.	FG-A	3FG-A	FT-A	O-D-T	PF	A	TO	BLK	STL	PTS
vs. Baylor												
SE Louisiana												
vs. Notre Dame												
vs. TBA												
Alabama A&M												
Virginia Tech												
at App State												
vs. Indiana												
vs. UNC Asheville												
USC												
Alabama State												
Chattanooga												
Penn												
at Arkansas												
Texas A&M												
LSU												
at Vanderbilt												
Ole Miss												
at Alabama												
at Mississippi St.												
Vanderbilt												
at Ole Miss												
Alabama												
at Florida												
South Carolina												
Kentucky												
at Georgia												
at Tennessee												
Mississippi State												
at Missouri												
Georgia												

SOBERA'S CAREER STATISTICS

SEASON	TEAM	GP-GS	MIN/AVG	Field Goals		3-Point		F-Throws		Rebounds				Scoring						
				FG-FGA	FG%	3FG-3FGA	3FG%	FT-FTA	FT%	OFF	DEF	TOT	AVG	PF	FO	A	TO	BLK	STL	PTS
2021-22	AUB	4-0	6/1.6	1-1	1.000	0-0	.000	1-3	.333	0	4	4	1.0	1-0	0	1	0	1	3	0.8
2022-23	AUB	3-0	2/0.6	0-0	.000	0-0	.000	0-0	.000	0	0	0	0.0	0-0	0	0	0	0	0	0.0
TOTAL		7-0	8/1.1	1-1	1.000	0-0	.000	1-3	.333	0	4	4	0.6	1-0	0	1	0	1	3	0.4

23

ADDARIN SCOTT

F | 6-9 | 207 | Jr.
Dallas, Texas
(Navarro College)



SEASON SUPERLATIVES

Points: None
 Field Goals Made: None
 Field Goals Attempted: None
 3-Point Field Goals Made: None
 3-Point Field Goals Attempted: None
 Free Throws Made: None
 Free Throws Attempted: None
 Rebounds: None
 Assists: None
 Blocks: None
 Steals: None
 Minutes Played: None
 Double-Figure Games: None
 20-Point Games: None
 10-Rebound Games: None
 5-Steal Games: None
 Double-Doubles: None
 Dunks: None

CAREER SUPERLATIVES

Points: None
 Field Goals Made: None
 Field Goals Attempted: None
 3-Point Field Goals Made: None
 3-Point Field Goals Attempted: None
 Free Throws Made: None
 Free Throws Attempted: None
 Rebounds: None
 Assists: None
 Blocks: None
 Steals: None
 Minutes Played: None
 Double-Figure Games: None
 20-Point Games: None
 10-Rebound Games: None
 5-Steal Games: None
 Double-Doubles: None
 Dunks: None

2023-24 GAME-BY-GAME STATISTICS


Opponent	GS	Min.	FG-A	3FG-A	FT-A	O-D-T	PF	A	TO	BLK	STL	PTS
vs. Baylor												
SE Louisiana												
vs. Notre Dame												
vs. TBA												
Alabama A&M												
Virginia Tech												
at App State												
vs. Indiana												
vs. UNC Asheville												
USC												
Alabama State												
Chattanooga												
Penn												
at Arkansas												
Texas A&M												
LSU												
at Vanderbilt												
Ole Miss												
at Alabama												
at Mississippi St.												
Vanderbilt												
at Ole Miss												
Alabama												
at Florida												
South Carolina												
Kentucky												
at Georgia												
at Tennessee												
Mississippi State												
at Missouri												
Georgia												

SCOTT'S CAREER STATISTICS

24

LIOR BERMAN

G | 6-4 | 210 | Gr.
Birmingham, Ala.
(Mountain Brook HS)



SEASON SUPERLATIVES

Points: None
Field Goals Made: None
Field Goals Attempted: None
3-Point Field Goals Made: None
3-Point Field Goals Attempted: None
Free Throws Made: None
Free Throws Attempted: None
Rebounds: None
Assists: None
Blocks: None
Steals: None
Minutes Played: None
Double-Figure Games: None
20-Point Games: None
10-Rebound Games: None
5-Steal Games: None
Double-Doubles: None
Dunks: None

CAREER SUPERLATIVES

Points: 8 (four times)
Field Goals Made: 3 (four times)
Field Goals Attempted: 6 vs. Nebraska (12/11/21)
3-Point Field Goals Made: 2 (six times)
3-Point Field Goals Attempted: 4 (three times)
Free Throws Made: 1 (four times)
Free Throws Attempted:
 2 at South Carolina (1/21/23), vs. Mississippi State (1/14/23)
Rebounds: 4 vs. Texas A&M (1/25/23), vs. North Alabama (12/14/21)
Assists: 1 (nine times)
Blocks: 1 vs. North Alabama (12/14/21)
Steals: 1 (13 times)
Minutes Played: 19 vs. Nebraska (12/11/21)
Double-Figure Games: None
20-Point Games: None
10-Rebound Games: None
Double-Doubles: None
Dunks: 1

CAREER HONORS

- Three-Time SEC Academic Honor Roll (2020-21, 2021-22 and 2022-23)
- 2022 CSC Academic All-District Team
- Three-Time NABC Honors Court (2021, 2022 and 2023)
- 2019-20 First-Year SEC Academic Honor Roll

2023-24 GAME-BY-GAME STATISTICS

Opponent	GS	Min.	FG-A	3FG-A	FT-A	O-D-T	PF	A	TO	BLK	STL	PTS
vs. Baylor												
SE Louisiana												
vs. Notre Dame												
vs. TBA												
Alabama A&M												
Virginia Tech												
at App State												
vs. Indiana												
vs. UNC Asheville												
USC												
Alabama State												
Chattanooga												
Penn												
at Arkansas												
Texas A&M												
LSU												
at Vanderbilt												
Ole Miss												
at Alabama												
at Mississippi St.												
Vanderbilt												
at Ole Miss												
Alabama												
at Florida												
South Carolina												
Kentucky												
at Georgia												
at Tennessee												
Mississippi State												
at Missouri												
Georgia												

BERMAN'S CAREER STATISTICS

SEASON	TEAM	Field Goals			3-Point			F-Throws		Rebounds				Scoring							
		GP-GS	MIN/AVG	FG-FGA	FG%	3FG-3FGA	3FG%	FT-FTA	FT%	OFF	DEF	TOT	AVG	PF	FO	A	TO	BLK	STL	PTS	AVG
2019-20	AUB	2-0	3/1.4	0-1	.000	0-0	.000	0-0	.000	0	0	0	0.0	0-0	0	0	0	0	0	0	0
2020-21	AUB	11-0	29/2.7	4-12	.333	4-11	.364	1-1	1.000	0	2	2	0.2	1-0	0	0	0	0	0	13	1.2
2021-22	AUB	20-0	166/8.3	16-40	.400	8-17	.471	0-1	.000	8	6	14	0.7	18-0	6	3	1	5	40	2.0	
2022-23	AUB	25-0	236/9.4	20-49	.408	11-31	.355	3-5	.600	12	17	29	1.2	31-0	3	8	0	8	54	2.2	
TOTAL		58-0	433/7.5	40-102	.392	23-59	.390	4-7	.571	20	25	45	0.8	50-0	9	11	1	13	107	1.8	

31

CHANEY JOHNSON

G | 6-7 | 220 | Jr.
Alabaster, Ala.
(UAH)



SEASON SUPERLATIVES

Points: None
 Field Goals Made: None
 Field Goals Attempted: None
 3-Point Field Goals Made: None
 3-Point Field Goals Attempted: None
 Free Throws Made: None
 Free Throws Attempted: None
 Rebounds: None
 Assists: None
 Blocks: None
 Steals: None
 Minutes Played: None
 Double-Figure Games: None
 20-Point Games: None
 10-Rebound Games: None
 5-Steal Games: None
 Double-Doubles: None
 Dunks: None

CAREER SUPERLATIVES (DIVISION II)

Points: 35 vs. Embry-Riddle (11/7/21)
 Field Goals Made: 13 vs. Embry-Riddle (11/7/21)
 Field Goals Attempted: 23 vs. Lee (2/12/22)
 3-Point Field Goals Made: 5 vs. Embry-Riddle (11/7/21)
 3-Point Field Goals Attempted: 6 vs. Embry-Riddle (11/7/21)
 Free Throws Made: 10 vs. Mississippi College (2/4/23)
 Free Throws Attempted: 14 vs. Mississippi College (2/4/23)
 Rebounds: 12 vs. Lee (12/2/22), vs. West Georgia (3/1/22)
 Assists: 6 vs. Montevallo (1/18/23)
 Blocks: 3 at Nova Southeastern (3/14/23), Christian Brothers (1/13/22)
 Steals: 4 vs. Union (3/6/22)
 Minutes Played: 38 at West Alabama (11/28/22)
 Double-Figure Games: 67
 30-Point Games: 1
 20-Point Games: 17
 10-Rebound Games: 6
 Double-Doubles: 5
 Dunks: 64

CAREER HONORS

- 2023 Alabama Sports Writers Association Small College Athlete of the Year
- 2023 Gulf South Conference Player of the Year
- Two-Time NABC Division II All-District South Team (2022 and 2023)
- Two-Time All-Gulf South Conference First Team (2022 and 2023)
- Three-Time GSC Academic Honor Roll (2020-21, 2021-22, 2022-23)

2023-24 GAME-BY-GAME STATISTICS

Opponent	GS	Min.	FG-A	3FG-A	FT-A	O-D-T	PF	A	TO	BLK	STL	PTS
vs. Baylor												
SE Louisiana												
vs. Notre Dame												
vs. TBA												
Alabama A&M												
Virginia Tech												
at App State												
vs. Indiana												
vs. UNC Asheville												
USC												
Alabama State												
Chattanooga												
Penn												
at Arkansas												
Texas A&M												
LSU												
at Vanderbilt												
Ole Miss												
at Alabama												
at Mississippi St.												
Vanderbilt												
at Ole Miss												
Alabama												
at Florida												
South Carolina												
Kentucky												
at Georgia												
at Tennessee												
Mississippi State												
at Missouri												
Georgia												

JOHNSON'S CAREER STATISTICS (DIVISION II)

SEASON	TEAM	GP-GS	MIN/AVG	Field Goals		3-Point		F-Throws		Rebounds				Scoring						
				FG-FGA	FG%	3FG-3FGA	3FG%	FT-FTA	FT%	OFF	DEF	TOT	AVG	PF-FO	A	TO	BLK	STL	PTS	AVG
2020-21	UAH	19-0	220/11.6	31-72	.431	11-28	.393	10-20	.500	12	25	37	1.9	31-0	4	19	2	6	83	4.4
2021-22	UAH	33-31	781/23.7	218-372	.586	32-69	.464	86-115	.748	61	126	187	5.7	100-9	39	75	22	26	554	16.8
2022-23	UAH	35-35	891/25.5	203-392	.518	24-81	.296	128-167	.766	49	182	231	6.6	69-1	55	74	18	39	558	15.9
TOTAL FOR AUB		0-0	0/0.0	0-0	.000	0-0	.000	0-0	.000	0	0	0	0.0	0-0	0	0	0	0	0	0
TOTAL		87-66	1892/21.8	452-836	.541	67-178	.376	224-302	.742	122	333	455	5.2	200-10	98	168	42	71	1195	13.7

44

DYLAN CARDWELL

G | 6-11 | 255 | Sr.
Augusta, Ga.
(McEachern HS)

SEASON SUPERLATIVES

Points: None
Field Goals Made: None
Field Goals Attempted: None
3-Point Field Goals Made: None
3-Point Field Goals Attempted: None
Free Throws Made: None
Free Throws Attempted: None
Rebounds: None
Assists: None
Blocks: None
Steals: None
Minutes Played: None
Double-Figure Games: None
20-Point Games: None
10-Rebound Games: None
5-Steal Games: None
Double-Doubles: None
Dunks: None

CAREER SUPERLATIVES

Points: 10 vs. Ole Miss (2/6/21), vs. Yale (12/4/21)
Field Goals Made: 5 vs. Ole Miss (2/6/21), vs. Yale (12/4/21)
Field Goals Attempted: 8 vs. Missouri (2/14/23)
3-Point Field Goals Made: 1 vs. Mississippi State (3/6/21)
3-Point Field Goals Attempted: 1 (three times)
Free Throws Made: 6 vs. Missouri (1/26/21)
Free Throws Attempted: 7 vs. Missouri (1/26/21)
Rebounds: 10 vs. Missouri (2/14/23)
Assists: 3 (three times)
Blocks: 5 vs. USF (11/11/22), vs. George Mason (11/7/22)
Steals: 4 at South Carolina (1/4/22)
Minutes Played: 29 vs. Ole Miss (2/6/21)
Double-Figure Games: 2
20-Point Games: None
10-Rebound Games: 1
Double-Doubles: None
Dunks: 67

CAREER HONORS

- 2022-23 CSC Academic All-District Team
- 2023 NABC Honors Court
- 2021-22 SEC Community Service Team
- Two-Time SEC Academic Honor Roll (2021-22 and 2022-23)
- 2020-21 First-Year SEC Academic Honor Roll

2023-24 GAME-BY-GAME STATISTICS

Opponent	GS	Min.	FG-A	3FG-A	FT-A	O-D-T	PF	A	TO	BLK	STL	PTS
vs. Baylor												
SE Louisiana												
vs. Notre Dame												
vs. TBA												
Alabama A&M												
Virginia Tech												
at App State												
vs. Indiana												
vs. UNC Asheville												
USC												
Alabama State												
Chattanooga												
Penn												
at Arkansas												
Texas A&M												
LSU												
at Vanderbilt												
Ole Miss												
at Alabama												
at Mississippi St.												
Vanderbilt												
at Ole Miss												
Alabama												
at Florida												
South Carolina												
Kentucky												
at Georgia												
at Tennessee												
Mississippi State												
at Missouri												
Georgia												

CARDWELL'S CAREER STATISTICS

SEASON	TEAM	GP-GS	MIN/AVG	Field Goals		3-Point		F-Throws		Rebounds				Scoring						
				FG-FGA	FG%	3FG-3FGA	3FG%	FT-FTA	FT%	OFF	DEF	TOT	AVG	PF-FO	A	TO	BLK	STL	PTS	AVG
2020-21	AUB	27-0	409/15.1	43-61	.705	1-1	1.000	16-28	.571	49	49	98	3.6	57-1	13	41	17	12	103	3.8
2021-22	AUB	34-0	394/11.6	49-71	.690	0-1	.000	4-10	.400	53	49	102	3.0	60-0	18	9	42	18	102	3.0
2022-23	AUB	32-1	428/13.4	56-75	.747	0-1	.000	7-22	.318	54	66	120	3.8	64-0	35	20	43	9	119	3.7
TOTAL		93-1	1231/13.2	148-207	.715	1-3	.333	27-60	.450	156	164	320	3.4	181-1	66	70	102	39	324	3.5

2022-23 OVERALL STATISTICS

Game Records

Record	Overall	Home	Away	Neutral
ALL GAMES	21-13	14-2	4-8	3-3
CONFERENCE	10-8	7-2	3-6	0-0
NON-CONFERENCE	11-5	7-0	1-2	3-3

Score by Periods

Team	1st	2nd	OT	TOT
Auburn	1130	1334	10	2474
Opponents	1033	1254	15	2302

Team Box Score

No.	Player	Total			3-Point			F-Throw		Rebounds				Other Stats								
		GP-GS	MIN	AVG	FG-FGA	FG%	3FG-3FGA	3FG%	FT-FTA	FT%	OFF	DEF	TOT	AVG	PF	DQ	A	TO	BLK	STL	PTS	AVG
4	BROOME, Johni	33-33	874:37	26.5	194-368	.527	9-31	.290	70-125	.560	96	181	277	8.4	99	4	44	57	78	29	467	14.2
1	GREEN JR., Wendell	34-34	958:29	28.2	132-363	.364	43-146	.295	160-190	.842	12	98	110	3.2	67	1	140	92	1	58	467	13.7
2	WILLIAMS, Jaylin	33-33	918:16	27.8	136-292	.466	40-113	.354	56-73	.767	41	113	154	4.7	78	2	74	39	25	35	368	11.2
22	FLANIGAN, Allen	34-19	917:15	27.0	117-265	.442	36-108	.333	72-95	.758	29	140	169	5.0	70	2	50	60	8	28	342	10.1
0	JOHNSON, K.D.	33-0	722:12	21.9	90-236	.381	36-108	.333	77-111	.694	15	48	63	1.9	76	0	43	50	1	36	293	8.9
44	CARDWELL, Dylan	32-1	427:51	13.4	56-75	.747	0-1	.000	7-22	.318	54	66	120	3.8	64	0	35	20	43	9	119	3.7
5	MOORE, Chris	31-16	448:27	14.5	37-75	.493	9-22	.409	25-35	.714	36	30	66	2.1	47	0	19	21	9	15	108	3.5
12	JASPER, Zep	34-34	612:03	18.0	33-100	.330	19-67	.284	10-15	.667	9	21	30	0.9	56	2	15	9	1	15	95	2.8
3	DONALDSON, Tre	32-0	336:34	10.5	28-73	.384	13-32	.406	11-20	.550	3	43	46	1.4	32	1	39	19	1	21	80	2.5
10	WESTRY, Chance	11-0	104:53	9.5	12-38	.316	0-14	.000	3-7	.429	4	4	8	0.7	17	0	11	9	2	8	27	2.5
24	BERMAN, Lior	25-0	235:30	9.4	20-49	.408	11-31	.355	3-5	.600	12	17	29	1.2	31	0	3	8	0	8	54	2.2
21	TRAORE, Yohan	25-0	246:51	9.9	20-50	.400	5-26	.192	8-23	.348	15	20	35	1.4	17	0	6	11	2	0	53	2.1
23	AKINGBOLA, Babatunde	4-0	14:56	3.7	0-5	.000	0-1	.000	1-2	.500	2	0	2	0.5	1	0	0	0	1	1	1	0.3
55	HARPER, Jalen	2-0	00:55	0.5	0-0	.000	0-0	.000	0-0	.000	0	0	0	0.0	0	0	0	0	0	0	0	0.0
20	SOBERA, Carter	3-0	01:45	0.6	0-0	.000	0-0	.000	0-0	.000	0	0	0	0.0	0	0	0	0	0	0	0	0.0
25	LEOPARD, Chandler	6-0	04:28	0.7	0-2	.000	0-1	.000	0-0	.000	1	0	1	0.2	0	0	0	0	0	0	0	0.0
Team											67	54	121				19					
Total		34	6825		875-1991	.439	221-701	.315	503-723	.696	396	835	1231	36.2	655	12	479	414	172	263	2474	72.8
Opponents		34	6845		788-1935	.407	192-667	.288	534-752	.710	401	810	1211	35.6	610	14	380	442	118	238	2302	67.7

Team Statistics

	AUB	OPP
Scoring	2474	2302
Points per game	72.8	67.7
Scoring margin	+5.1	-
Field goals-att	875-1991	788-1935
Field goal pct	.439	.407
3 point fg-att	221-701	192-667
3-point FG pct	.315	.288
3-pt FG made per game	6.5	5.6
Free throws-att	503-723	534-752
Free throw pct	.696	.710
F-Throws made per game	14.8	15.7
Rebounds	1231	1211
Rebounds per game	36.2	35.6
Rebounding margin	+0.6	-
Assists	479	380
Assists per game	14.1	11.2
Turnovers	414	442
Turnovers per game	12.2	13.0
Turnover margin	+0.8	-
Assist/turnover ratio	1.2	0.9
Steals	263	238
Steals per game	7.7	7.0
Blocks	172	118
Blocks per game	5.1	3.5
Winning streak	0	-
Home win streak	3	-
Attendance	145936	146138
Home games-Avg/Game	16-9121	12-12178
Neutral site-Avg/Game	-	6-6607

Team Results

Date	Opponent	Score	Att.
11/07/2022	George Mason	W 70-52	9121
11/11/2022	South Fla.	W 67-59	9121
11/15/2022	Winthrop	W 89-65	9121
11/18/2022	Texas Southern	W 72-56	9121
11/22/2022	vs Bradley	W 85-64	951
11/23/2022	vs Northwestern	W 43-42	1156
11/27/2022	Saint Louis	W 65-60	9121
12/02/2022	Colgate	W 93-66	9121
12/10/2022	vs Memphis	L 73-82	7795
12/14/2022	Georgia St.	W 72-64	9121
12/18/2022	at Southern California	L 71-74	4517
12/21/2022	at Washington	W 84-61	8502
12/28/2022	Florida	W 61-58	9121
01/04/2023	at Georgia	L 64-76	10232
01/07/2023	Arkansas	W 72-59	9121
01/10/2023	at Ole Miss	W 82-73	5973
01/14/2023	Mississippi St.	W 69-63	9121
01/18/2023	at LSU	W 67-49	9967
01/21/2023	at South Carolina	W 81-66	13048
01/25/2023	Texas A&M	L 63-79	9121
01/28/2023	at West Virginia	L 77-80	14116
02/01/2023	Georgia	W 94-73	9121
02/04/2023	at Tennessee	L 43-46	21678
02/07/2023	at Texas A&M	L 78-83	10248
02/11/2023	Alabama	L 69-77	9121
02/14/2023	Missouri	W 89-56	9121
02/18/2023	at Vanderbilt	L 65-67	14030
02/22/2023	Ole Miss	W 78-74	9121
02/25/2023	at Kentucky	L 54-86	20353
03/01/2023	at Alabama	Lot 85-90	13474
03/04/2023	Tennessee	W 79-70	9121
03/09/2023	vs Arkansas	L 73-76	14583
03/16/2023	vs Iowa	W 83-75	15154
03/18/2023	vs Houston	L 64-81	0

2022-23 CONFERENCE ONLY STATISTICS

Game Records

Record	Overall	Home	Away	Neutral
ALL GAMES	10-8	7-2	3-6	0-0
CONFERENCE	10-8	7-2	3-6	0-0
NON-CONFERENCE	0-0	0-0	0-0	0-0

Score by Periods

Team	1st	2nd	OT	TOT
Auburn	599	684	10	1293
Opponents	543	687	15	1245

Team Box Score

No.	Player				Total		3-Point		F-Throw		Rebounds											
		GP-GS	MIN	AVG	FG-FGA	FG%	3FG-3FGA	3FG%	FT-FTA	FT%	OFF	DEF	TOT	AVG	PF	DQ	A	TO	BLK	STL	PTS	AVG
1	GREEN JR., Wendell	18-18	542:16	30.1	77-213	.362	25-82	.305	93-111	.838	10	50	60	3.3	35	0	80	42	0	39	272	15.1
4	BROOME, Johni	18-18	498:21	27.7	113-211	.536	7-22	.318	39-59	.661	54	101	155	8.6	56	2	26	32	39	14	272	15.1
2	WILLIAMS, Jaylin	18-18	526:25	29.2	78-170	.459	24-70	.343	29-35	.829	22	60	82	4.6	47	2	47	23	13	17	209	11.6
22	FLANIGAN, Allen	18-14	508:06	28.2	70-154	.455	21-57	.368	41-50	.820	13	76	89	4.9	39	2	24	28	2	17	202	11.2
0	JOHNSON, K.D.	18-0	387:40	21.5	42-116	.362	18-50	.360	33-54	.611	9	26	35	1.9	36	0	20	22	0	17	135	7.5
12	JASPER, Zep	18-18	329:53	18.3	16-50	.320	11-37	.297	7-9	.778	5	13	18	1.0	32	2	11	5	1	8	50	2.8
44	CARDWELL, Dylan	16-0	192:33	12.0	22-36	.611	0-1	.000	0-9	.000	26	27	53	3.3	33	0	16	11	14	2	44	2.8
24	BERMAN, Lior	16-0	167:36	10.5	16-36	.444	8-22	.364	3-5	.600	11	13	24	1.5	23	0	2	7	0	4	43	2.7
5	MOORE, Chris	15-4	203:38	13.6	11-26	.423	1-9	.111	5-9	.556	15	13	28	1.9	21	0	11	11	4	5	28	1.9
3	DONALDSON, Tre	18-0	186:31	10.4	9-34	.265	4-15	.267	4-6	.667	0	20	20	1.1	14	0	17	9	0	9	26	1.4
21	TRAORE, Yohan	11-0	77:18	7.0	5-16	.313	2-10	.200	0-2	.000	3	6	9	0.8	8	0	2	4	1	0	12	1.1
20	SOBERA, Carter	1-0	00:50	0.8	0-0	.000	0-0	.000	0-0	.000	0	0	0	0.0	0	0	0	0	0	0	0	0.0
25	LEOPARD, Chandler	3-0	02:58	1.0	0-2	.000	0-1	.000	0-0	.000	1	0	1	0.3	0	0	0	0	0	0	0	0.0
10	WESTRY, Chance	1-0	00:55	0.9	0-0	.000	0-0	.000	0-0	.000	0	0	0	0.0	1	0	0	0	0	0	0	0.0
Team											37	30	67					13				
Total		18	3625		459-1064	.431	121-376	.322	254-349	.728	206	435	641	35.6	345	8	256	207	74	132	1293	71.8
Opponents		18	3645		410-1002	.409	108-373	.290	317-434	.730	206	444	650	36.1	314	4	208	221	66	122	1245	69.2

Team Statistics

	AUB	OPP
Scoring	1293	1245
Points per game	71.8	69.2
Scoring margin	+2.7	-
Field goals-att	459-1064	410-1002
Field goal pct	.431	.409
3 point fg-att	121-376	108-373
3-point FG pct	.322	.290
3-pt FG made per game	6.7	6.0
Free throws-att	254-349	317-434
Free throw pct	.728	.730
F-Throws made per game	14.1	17.6
Rebounds	641	650
Rebounds per game	35.6	36.1
Rebounding margin	-0.5	-
Assists	256	208
Assists per game	14.2	11.6
Turnovers	207	221
Turnovers per game	11.5	12.3
Turnover margin	+0.8	-
Assist/turnover ratio	1.2	0.9
Steals	132	122
Steals per game	7.3	6.8
Blocks	74	66
Blocks per game	4.1	3.7
Winning streak	1	-
Home win streak	3	-
Attendance	82089	119003
Home games-Avg/Game	9-9121	9-13223
Neutral site-Avg/Game	-	0-0

Team Results

Date	Opponent		Score	Att.
12/28/2022	Florida	W	61-58	9121
01/04/2023	at Georgia	L	64-76	10232
01/07/2023	Arkansas	W	72-59	9121
01/10/2023	at Ole Miss	W	82-73	5973
01/14/2023	Mississippi St.	W	69-63	9121
01/18/2023	at LSU	W	67-49	9967
01/21/2023	at South Carolina	W	81-66	13048
01/25/2023	Texas A&M	L	63-79	9121
02/01/2023	Georgia	W	94-73	9121
02/04/2023	at Tennessee	L	43-46	21678
02/07/2023	at Texas A&M	L	78-83	10248
02/11/2023	Alabama	L	69-77	9121
02/14/2023	Missouri	W	89-56	9121
02/18/2023	at Vanderbilt	L	65-67	14030
02/22/2023	Ole Miss	W	78-74	9121
02/25/2023	at Kentucky	L	54-86	20353
03/01/2023	at Alabama	Lot	85-90	13474
03/04/2023	Tennessee	W	79-70	9121