

TEXAS TECH

BASKETBALL NOTES

19 NCAA TOURNAMENT APPEARANCES

1954 • 1956 • 1961 • 1962 • 1973 • 1976 • 1985 • 1986 • 1993 • 1996 • 2002 • 2004 • 2005 • 2007 • 2016 • 2018 • 2019 • 2021 • 2022



2019 NCAA NATIONAL RUNNER-UP

Big 12 Champions: 2019

NCAA Final Four: 2019

NCAA Elite Eight: 2018, 2019

NCAA Sweet 16: 1976, 1996, 2005, 2018, 2019, 2022



TEXASTECH.COM

GAME
18

NO. 21 BAYLOR (12-5, 2-3) AT TEXAS TECH (10-7, 0-5)

TUESDAY, JANUARY 17, 2023 • 8 P.M. • LUBBOCK • UNITED SUPERMARKETS ARENA

SOCIAL MEDIA: @TEXASTECHMBB • TV: ESPNU • RADIO: DOUBLE T 97.3 FM



TEXASTECH.com: Red Raiders on first five-game losing streak since 2015 | Tech had 29-game home winning streak end against Kansas | Adams is now 26-2 at home as the head coach | Pop coming off 23 points; Tyson recorded 1st double-double at UT

SERIES HISTORY: Texas Tech leads 82-62

IN LUBBOCK: Texas Tech leads 47-21

LAST SEASON: Red Raiders swept the Bears, including an 83-73 home win on Feb. 16, 2022

NOTES: Tech had not swept Baylor in a season since 2005... The programs first met on January 2, 1937 with Tech winning 38-28... The first three matchups were played in Oklahoma City

UP NEXT: at No. 13 Kansas State

Saturday, January 21 - 1 p.m. - Manhattan, Kansas

2022-23 SCHEDULE - RESULTS

NOVEMBER (5-2 RECORD)

- 7 Northwestern State • W, 73-49 • Lubbock, Texas
- 10 Texas Southern • W, 78-54 • Lubbock, Texas
- 14 Louisiana Tech • W, 64-55 • Lubbock, Texas
- 21 vs. No. 9 Creighton • L, 76-65 • Maui
- 22 vs. Louisville • W, 70-38 • Maui
- 23 vs. Ohio State • L, 80-73 • Maui
- 30 Georgetown • W, 79-65 • Lubbock, Texas

DECEMBER (5-1 RECORD)

- 7 Nicholls State • W, 78-71 • Lubbock, Texas
- 13 Eastern Washington • W, 77-70 • Lubbock, Texas
- 17 vs. Jackson State • W, 102-52 • Houston, Texas
- 21 Houston Christian • W, 111-67 • Lubbock, Texas
- 27 South Carolina State • W, 110-71 • Lubbock, Texas
- 31 at No. 18 TCU • L, 67-61 • Fort Worth, Texas

JANUARY (0-4 RECORD)

- 3 No. 3 Kansas • L, 75-72 • Lubbock, Texas
- 7 Oklahoma • L, 68-63 (OT) • Lubbock, Texas
- 10 at No. 14 Iowa State • L, 84-50 • Ames, Iowa
- 14 at No. 10 Texas • L, 72-70 • Austin, Texas
- 17 No. 21 Baylor • 8 p.m. • Lubbock, Texas
- 21 at No. 13 Kansas State • 1 p.m. • Manhattan, Kansas
- 25 West Virginia • 6 p.m. • Lubbock, Texas
- 28 at LSU • 1 p.m. • Baton Rouge, Louisiana
- 30 Iowa State • 8 p.m. • Lubbock, Texas

FEBRUARY (0-0 RECORD)

- 4 at Baylor • Noon • Waco, Texas
- 8 at Oklahoma State • 7 p.m. • Stillwater, Oklahoma
- 11 Kansas State • 6 p.m. • Lubbock, Texas
- 13 Texas • 8 p.m. • Lubbock, Texas
- 18 at West Virginia • 11 a.m. • Morgantown, WV
- 21 at Oklahoma • 8 p.m. • Norman, Oklahoma
- 25 TCU • 11 a.m. • Lubbock, Texas
- 28 at Kansas • 8 p.m. • Lawrence, Kansas

MARCH (0-0 RECORD)

- 4 Oklahoma State • 5 p.m. • Lubbock, Texas
- 8-11 Big 12 Tournament • Kansas City
- 14-15 NCAA First Four • Dayton, Ohio
- 16-19 NCAA First/Second Rounds • TBD
- 23-26 NCAA Sweet 16 & Elite 8 • TBD

APRIL (NCAA CHAMPIONSHIP)

- 1 Final Four • Houston, Texas (NRG Stadium)
- 3 Championship Final • Houston, Texas (NRG Stadium)

TWITTER & INSTAGRAM: @TexasTechMBB | FACEBOOK.COM/TexasTechMBB
COMMUNICATIONS: Wes Bloomquist (512.966.6971 - wes.bloomquist@ttu.edu)

TEXAS TECH RED RAIDERS

2022-23 Record 10-7 • 0-5 Big 12 • L5
Last Game Lost 72-70 at No. 10 Texas (1/14/23)
2022-23 Stats 76.2/65.5 PPG • 48.0/41.3 FG • 34.8/32.6 3FG • 71.7 FT • 35.6 RPG
2022-23 Ranking AP: NR

TECH LEADERS

Scoring Kevin Obanor • 15.4 PPG • 261 points
Rebounding Daniel Batcho • 7.3 RPG • 102 rebounds
Assists De'Vion Harmon • 3.5 APG • 59 assists
Blocks Daniel Batcho • 2.1 BPG • 28 blocks
Steals De'Vion Harmon • 2.2 SPG • 37 steals

No. 21 BAYLOR BEARS

2022-23 Record 12-5 • 2-3 Big 12 • W2
Last Game Won 74-58 over Oklahoma State (1/14/23)
2022-23 Stats 80.6/69.6 PPG • 46.1/43.2 FG • 36.1/33.2 3FG • 73.6 FT • 36.5 RPG
2022-23 Ranking AP: 21

BAYLOR LEADERS

Scoring Keyonte George • 17.2 PPG • 292 points
Rebounding Jalen Bridges • 5.4 RPG • 91 rebounds
Assists Adam Flagler • 5.3 APG • 80 assists
Blocks Jalen Bridges • 1.2 BPG • 21 blocks
Steals Dale Bonner • 1.8 SPG • 31 steals



TEXAS TECH'S STARTING FIVE IN 12 OF 17 GAMES THIS SEASON (6-6 AS A STARTING UNIT)

TEXAS TECH 2022-23 Overall Record: 10-7 • Home Record: 8-2 • Road Record: 0-3 • Neutral Court Record: 2-2 • Big 12 Record: 0-5 • Non-Conference Record: 10-2

HC MARK ADAMS | 2ND SEASON | BROWNFIELD, TEXAS | TTU (1979) | 2022 NAISMITH NATIONAL COACH OF THE YEAR FINALIST

37-17 TTU • 590-240 Overall • 288-185 Four-Year... 2022 AP Big 12 Coach of the Year... Led Tech to 27-10 record, Big 12 Championship Final, NCAA Sweet 16 in 1st season

0 KEVIN OBANOR | F | 6-8 | 235 | 5TH-YEAR SENIOR-1L | HOUSTON, TEXAS (ORAL ROBERTS)
 Leads Tech with 15.4 ppg... 54 straight starts at Tech... Career: 1,937 points, 996 rebounds, 140 games... 2022 All-Big 12 Honorable Mention... Erving Award Watch List

1 LAMAR WASHINGTON | G | 6-4 | 205 | FRESHMAN | PORTLAND, OREGON (COMPASS PREP)
 Career-high 12 points against Nicholls... 7 rebounds against Nicholls and Louisville... 2021 Oregon Gatorade Player of the Year at Jefferson HS... Scored 2,135 points in HS career

2 POP ISAACS | G | 6-2 | 170 | FRESHMAN | LAS VEGAS, NEVADA (CORONADO HS)
 Led with 23 points at Texas (5 3-pointers)... Career-high 24 points against Nicholls... Averaging 11.9 ppg. (17.0 Big 12), 2.8 assists... Also led Tech with 18 points against KU

3 D'MAURIAN WILLIAMS | G | 6-3 | 200 | JUNIOR-TRANSFER | PHOENIX, ARIZONA (GARDNER-WEBB)
 Season-high 17 point against JSU with five 3s... Transferred from Gardner-Webb... Has scored 787 career points... Westview HS in Arizona before Putnam Science

4 ROBERT JENNINGS | F | 6-7 | 225 | FRESHMAN | DESOTO, TEXAS (TEXAS ALLIANCE OF CHRISTIAN ATHLETES - HOME SCHOOL)
 Career-high 8 points Oklahoma, Houston Christian and Louisville... Averaged 17 ppg/10 rpg with Texas Alliance of Christian Athletes... Went to Desoto HS before transferring

5 KJ ALLEN | F | 6-6 | 255 | REDSHIRT JUNIOR-1L | LOS ANGELES, CALIFORNIA (EAST LOS ANGELES COLLEGE)
 DNP against OU, ISU, UT... Career-high 15 points against JSU... 9 points at TCU... 1st signee for Adams (April 19, 21)... Appeared on Netflix's Last Chance U: Basketball at ELAC

11 FARDAWS AIMAQ | F | 6-11 | 245 | REDSHIRT SENIOR-TRANSFER | VANCOUVER, B.C. (UTAH VALLEY/MERCER)
 12 points/5 rebounds in season debut against UT... Has 1,068 points, 923 rebounds in career... 2021 & 2022 WAC Defensive POY... 2021 WAC Player of Year

12 DANIEL BATCHO | F | 6-11 | 235 | REDSHIRT SOPHOMORE-1L | PARIS, FRANCE (ARIZONA)
 Leads Tech with 7.3 rpg. and 2.0 bpg... Career-high 21 points against Ohio State, 6 blocks against LA Tech... Maui Jim All-Tournament Team... 3 double-doubles

13 CJ WILLIAMS | G | 6-1 | 155 | FRESHMAN | FAYETTEVILLE, ARKANSAS
 Four-time All-State performer... Walk-on at Texas Tech... Averaged 21 points, 6 rebounds, 5 assists in senior year of HS... Son of Tech assistant coach Corey Williams

20 JAYLON TYSON | G | 6-7 | 210 | SOPHOMORE-TRANSFER | PLANO, TEXAS (UNIVERSITY OF TEXAS)
 First career double-double with 12 points/14 rebounds at UT... Career-high 18 points and 9 rebounds against Georgetown... Averaging 9.4 ppg. - 8 games in double figures

22 ELIJAH FISHER | G | 6-6 | 190 | FRESHMAN | TORONTO, ONTARIO (CRESTWOOD PREP)
 Career-high 8 points, 3 rebounds against JSU... Was No. 15 ranked recruit in 2023 class before reclassifying and enrolling at Tech... Consensus 5-star by ESPN, Rivals, 247Sports

23 DE'VION HARMON | G | 6-2 | 205 | SENIOR-TRANSFER | DENTON, TEXAS (OREGON/OKLAHOMA)
 Season-high 23 points against Oklahoma; Led Tech with 14 at ISU... Averaging 12.5 ppg, 3.5 apg... Has 1,141 points, 245 assists, 145 steals through 108 career games

24 KERWIN WALTON | G | 6-5 | 200 | JUNIOR-TRANSFER | HOPKINS, MINNESOTA (NORTH CAROLINA)
 First season at Tech after playing two at North Carolina... 91 3-pointers in his college career... Was on 2022 National Runner-up team... Season-high 9 points against NW State

2022-23 BIG12SPORTS.COM

TEAM	BIG 12	PCT.	HOME	AWAY	STREAK	OVERALL	PCT.	HOME	AWAY	NEUTRAL	STREAK
KANSAS	5-0	1.000	3-0	2-0	W5	16-1	.941	10-0	3-0	3-1	W10
KANSAS STATE	4-1	.800	2-0	2-1	L1	15-2	.882	8-0	3-2	4-0	L1
TEXAS	4-1	.800	2-1	2-0	W3	15-2	.882	11-1	2-0	2-1	W3
IOWA STATE	4-1	.800	2-0	2-1	L1	14-3	.812	9-0	2-2	2-1	L1
TCU	3-2	.600	2-1	1-1	W1	13-3	.824	9-2	1-1	4-0	W1
BAYLOR	2-3	.400	1-2	1-1	W2	12-5	.706	8-2	1-2	3-1	W1
OKLAHOMA	2-3	.400	1-2	1-1	W1	11-6	.647	6-3	1-2	4-1	W2
OKLAHOMA STATE	1-4	.200	1-1	0-3	L3	9-8	.529	6-2	2-4	1-2	L3
TEXAS TECH	0-5	.000	0-2	0-3	L5	10-7	.588	8-2	0-3	2-2	L5
WEST VIRGINIA	0-5	.000	0-2	0-3	L5	10-7	.588	7-2	1-4	2-1	L5



0	Kevin Obanor	F	6-8	235	Sr-1L (5)	Houston, Texas (Oral Roberts)
1	Lamar Washington	G	6-4	205	Fr-HS	Portland, Oregon (Arizona Compass)
2	Pop Isaacs	G	6-2	170	Fr-HS	Las Vegas, Nevada (Coronado HS)
3	D'Maurian Williams	G	6-3	200	Jr-TR	Phoenix, Arizona (Gardner-Webb)
4	Robert Jennings	F	6-7	225	Fr-HS	Desoto, Texas (Alliance of Christian Athletes)
5	KJ Allen	F	6-6	255	So-1L	Los Angeles, California (East Los Angeles College)
11	Fardaws Aimaq	F	6-11	245	Sr-TR	Vancouver, British Columbia (Utah Valley/)
12	Daniel Batcho	F	6-11	235	So-1L	Paris, France (Arizona)
13	CJ Williams	G	6-1	155	Fr-HS	Fayetteville, Arkansas
20	Jaylon Tyson	G	6-7	210	So-TR	Plano, Texas (Texas)
22	Elijah Fisher	G	6-6	190	Fr-HS	Toronto, Canada (Crestwood Prep)
23	De'Vion Harmon	G	6-2	205	Sr-TR	Denton, Texas (Oregon/Oklahoma)
24	Kerwin Walton	G	6-5	200	Jr-TR	Hopkins, Minnesota (North Carolina)

Head Coach: Mark Adams
 Assistant Coaches: Corey Williams, Al Pinkins, Steve Green
 Chief of Staff: Rick Cooper
 Director of Basketball Operations: Taylor Sinclair
 Advisor to Coach Adams: Sean Sutton
 Athletic Trainer: Mike Neal
 Strength & Conditioning Coach: Darby Rich
 Strength & Conditioning Assistant: John Bloom
 Director of Player Personnel: Darryl Dora
 Director of Recruiting: Matt Scherbenske
 Coordinator of Basketball Operations: Cooper Anderson
 Director of Scouting: George Neilson
 Player Development: Luke Adams

Executive Assistant to Coach Adams: Briana Whitaker
 Equipment Manager: Collin Prentiss
 Academic Advisor: Jamaal Scott
 Character Advisor: Doug Halcomb
 Graduate Assistants: Kavin Gilder-Tilbury, Gino Saucedo, Masahiro Yamaga, Ty Nurse, Jonathan Holmes
 Student Assistants: Beau Martin, Wyatt Young, Jacob Hirst, Marlei Burrowes, Kade Spears, Eric Sielhant, Kaden McKean, Tyler Benedict, Tyreke Shanklin, Tye Scogin

PRONUNCIATION GUIDE: Kevin O-Ban-Er; D-Mar-E-Ann Williams; Far-Daws A-Mack; Daniel Botch-OH; Day-V-On Harmon



0


KEVIN OBANOR SR. | FORWARD | HOUSTON, TEXAS

Games Played	Minutes/ game	Points/ game	FG Pct	3FG Pct	FT Pct	Rebounds/ game	Assists/ game	Turnovers/ game	Assist/Turnover ratio	Steals/ game	Blocks/ game
17	29.6	15.4	50.0	32.8	85.1	6.3	1.0	2.4	0.4	1.1	0.2

1


LAMAR WASHINGTON FR. | GUARD | PORTLAND, OREGON

Games Played	Minutes/ game	Points/ game	FG Pct	3FG Pct	FT Pct	Rebounds/ game	Assists/ game	Turnovers/ game	Assist/Turnover ratio	Steals/ game	Blocks/ game
17	16.7	3.8	50.0	16.7	70.0	2.2	2.2	1.2	1.8	0.9	0.3

2


POP ISAACS FR. | GUARD | LAS VEGAS, NEVADA

Games Played	Minutes/ game	Points/ game	FG Pct	3FG Pct	FT Pct	Rebounds/ game	Assists/ game	Turnovers/ game	Assist/Turnover ratio	Steals/ game	Blocks/ game
16	28.8	11.9	38.6	40.6	87.5	2.0	2.8	2.4	1.1	1.3	0.0

3


D'MAURIAN WILLIAMS JR. | GUARD | PHOENIX, ARIZONA


Games Played	Minutes/ game	Points/ game	FG Pct	3FG Pct	FT Pct	Rebounds/ game	Assists/ game	Turnovers/ game	Assist/Turnover ratio	Steals/ game	Blocks/ game
14	11.3	4.0	40.0	34.6	78.9	1.6	0.8	0.9	0.8	0.6	0.1

4


ROBERT JENNINGS FR. | FORWARD | DESOTO, TEXAS

Games Played	Minutes/ game	Points/ game	FG Pct	3FG Pct	FT Pct	Rebounds/ game	Assists/ game	Turnovers/ game	Assist/Turnover ratio	Steals/ game	Blocks/ game
17	9.1	3.1	50.0	40.0	64.0	2.1	0.1	0.4	0.3	0.4	0.1

5


KJ ALLEN JR. | FORWARD | LOS ANGELES, CALIFORNIA

Games Played	Minutes/ game	Points/ game	FG Pct	3FG Pct	FT Pct	Rebounds/ game	Assists/ game	Turnovers/ game	Assist/Turnover ratio	Steals/ game	Blocks/ game
14	12.9	3.7	62.9	0.0	57.1	2.9	0.6	0.7	0.9	0.3	0.3

11


FARDAWS AIMAQ SR. | FORWARD | VANCOUVER, B.C., CANADA

Games Played	Minutes/ game	Points/ game	FG Pct	3FG Pct	FT Pct	Rebounds/ game	Assists/ game	Turnovers/ game	Assist/Turnover ratio	Steals/ game	Blocks/ game
1	29.0	12.0	41.7	33.3	50.0	5.0	2.0	3.0	0.7	0.0	0.0

12


DANIEL BATCHO R-SOPH. | FORWARD | PARIS, FRANCE

Games Played	Minutes/ game	Points/ game	FG Pct	3FG Pct	FT Pct	Rebounds/ game	Assists/ game	Turnovers/ game	Assist/Turnover ratio	Steals/ game	Blocks/ game
14	26.9	10.4	65.9	60.0	55.6	7.3	1.4	2.0	0.7	0.6	2.0

13


CJ WILLIAMS FR. | GUARD | FAYETTEVILLE, ARKANSAS

Games Played	Minutes/ game	Points/ game	FG Pct	3FG Pct	FT Pct	Rebounds/ game	Assists/ game	Turnovers/ game	Assist/Turnover ratio	Steals/ game	Blocks/ game
6	2.6	1.0	14.3	0.0	100.0	0.5	0.0	0.2	0.0	0.0	0.0

20


JAYLON TYSON SOPH. | FORWARD | PLANO, TEXAS


Games Played	Minutes/ game	Points/ game	FG Pct	3FG Pct	FT Pct	Rebounds/ game	Assists/ game	Turnovers/ game	Assist/Turnover ratio	Steals/ game	Blocks/ game
16	25.7	9.4	47.9	40.8	73.9	5.5	1.5	2.0	0.8	1.3	0.4

22


ELIJAH FISHER FR. | GUARD | TORONTO, ONTARIO, CANADA


Games Played	Minutes/ game	Points/ game	FG Pct	3FG Pct	FT Pct	Rebounds/ game	Assists/ game	Turnovers/ game	Assist/Turnover ratio	Steals/ game	Blocks/ game
15	10.4	3.0	47.4	27.3	42.9	1.3	0.5	0.5	1.0	0.1	0.1

23


DE'VION HARMON SR. | GUARD | DENTON, TEXAS

Games Played	Minutes/ game	Points/ game	FG Pct	3FG Pct	FT Pct	Rebounds/ game	Assists/ game	Turnovers/ game	Assist/Turnover ratio	Steals/ game	Blocks/ game
17	30.9	12.5	46.4	25.0	70.0	2.8	3.5	1.5	2.4	2.2	0.2

24


KERWIN WALTON JR. | GUARD | HOPKINS, MINNESOTA

Games Played	Minutes/ game	Points/ game	FG Pct	3FG Pct	FT Pct	Rebounds/ game	Assists/ game	Turnovers/ game	Assist/Turnover ratio	Steals/ game	Blocks/ game
15	11.3	3.1	44.4	37.0	83.3	1.1	0.5	0.5	0.9	0.1	0.3

2022-23 TEXAS TECH SEASON STATS

Game Records

Record	Overall	Home	Away	Neutral
ALL GAMES	10-7	8-2	0-3	2-2
CONFERENCE	0-5	0-2	0-3	0-0
NON-CONFERENCE	10-2	8-0	0-0	2-2

Score by Periods

Team	1st	2nd	OT	TOT
Texas Tech	626	663	7	1296
Opponents	491	611	12	1114

Team Box Score

No.	Player	Total			3-Point			F-Throw		Rebounds				Other Stats								
		GP-GS	MIN	AVG	FG-FGA	FG%	3FG-3FGA	3FG%	FT-FTA	FT%	OFF	DEF	TOT	AVG	PF	DQ	A	TO	BLK	STL	PTS	AVG
0	OBANOR, Kevin	17-17	502:37	29.6	88-176	.500	22-67	.328	63-74	.851	30	77	107	6.3	39	1	17	41	3	19	261	15.4
23	HARMON, De'Vion	17-17	524:37	30.9	77-166	.464	10-40	.250	49-70	.700	3	44	47	2.8	24	0	59	25	3	37	213	12.5
11	AIMAQ, Fardaws	1-0	28:58	29.0	5-12	.417	1-3	.333	1-2	.500	2	3	5	5.0	1	0	2	3	0	0	12	12.0
2	ISAACS, Pop	16-16	460:40	28.8	61-158	.386	41-101	.406	28-32	.875	1	31	32	2.0	23	0	44	39	0	21	191	11.9
12	BATCHO, Daniel	14-13	376:08	26.9	56-85	.659	3-5	.600	30-54	.556	28	74	102	7.3	27	1	20	28	28	9	145	10.4
20	TYSON, Jaylon	16-16	411:52	25.7	57-119	.479	20-49	.408	17-23	.739	19	69	88	5.5	25	1	24	32	6	21	151	9.4
3	WILLIAMS, D'Maurian	14-1	158:11	11.3	16-40	.400	9-26	.346	15-19	.789	2	21	23	1.6	14	0	11	13	1	8	56	4.0
1	WASHINGTON, Lamar	17-1	283:40	16.7	21-42	.500	2-12	.167	21-30	.700	5	32	37	2.2	31	0	37	21	5	16	65	3.8
5	ALLEN, KJ	14-0	181:03	12.9	22-35	.629	0-4	.000	8-14	.571	20	21	41	2.9	16	0	9	10	4	4	52	3.7
24	WALTON, Kerwin	15-0	169:42	11.3	16-36	.444	10-27	.370	5-6	.833	5	11	16	1.1	14	0	7	8	4	2	47	3.1
4	JENNINGS, Robert	17-4	155:11	9.1	17-34	.500	2-5	.400	16-25	.640	15	21	36	2.1	18	0	2	6	2	7	52	3.1
22	FISHER, Elijah	15-0	156:38	10.4	18-38	.474	3-11	.273	6-14	.429	4	16	20	1.3	15	0	8	8	2	2	45	3.0
13	WILLIAMS, CJ	6-0	15:43	2.6	1-7	.143	0-3	.000	4-4	1.000	1	2	3	0.5	2	0	0	1	0	0	6	1.0
Team											31	17	48				17					
Total		17	3425		455-948	.480	123-353	.348	263-367	.717	166	439	605	35.6	249	3	240	252	58	146	1296	76.2
Opponents		17	3425		408-989	.413	129-396	.326	169-244	.693	164	371	535	31.5	307	9	214	275	67	131	1114	65.5

Team Statistics

	TTU	OPP
Scoring	1296	1114
Points per game	76.2	65.5
Scoring margin	+10.7	-
Field goals-att	455-948	408-989
Field goal pct	.480	.413
3 point fg-att	123-353	129-396
3-point FG pct	.348	.326
3-pt FG made per game	7.2	7.6
Free throws-att	263-367	169-244
Free throw pct	.717	.693
F-Throws made per game	15.5	9.9
Rebounds	605	535
Rebounds per game	35.6	31.5
Rebounding margin	+4.1	-
Assists	240	214
Assists per game	14.1	12.6
Turnovers	252	275
Turnovers per game	14.8	16.2
Turnover margin	+1.4	-
Assist/turnover ratio	1.0	0.8
Steals	146	131
Steals per game	8.6	7.7
Blocks	58	67
Blocks per game	3.4	3.9
Winning streak	0	-
Home win streak	0	-
Attendance	132883	30676
Home games-Avg/Game	10-13288	3-10225
Neutral site-Avg/Game	-	4-2156

Team Results

Date	Opponent	Score	Att.
11/07/2022	Northwestern St.	W 73-49	15098
11/10/2022	Texas Southern	W 78-54	13835
11/14/2022	Louisiana Tech	W 64-55	13027
11/21/2022	vs Creighton	L 65-76	2400
11/22/2022	vs Louisville	W 70-38	2400
11/23/2022	vs Ohio St.	L 73-80	2400
11/30/2022	Georgetown	W 79-65	14649
12/07/2022	Nicholls	W 78-71	12682
12/13/2022	Eastern Wash.	W 77-70	11627
12/17/2022	vs Jackson St.	W 102-52	1424
12/21/2022	Houston Christian	W 111-67	10025
12/27/2022	South Carolina St.	W 110-71	13473
12/31/2022	at TCU	L 61-67	5899
01/03/2023	Kansas	L 72-75	14385
01/07/2023	Oklahoma	Lot 63-68	14082
01/10/2023	at Iowa St.	L 50-84	13464
01/14/2023	at Texas	L 70-72	11313

DOUBLE-FIGURE SCORING	2022-23	NCAA
Kevin Obanor	13	102
De'Vion Harmon	13	63
Daniel Batcho	7	7
Jaylon Tyson	8	9
Pop Isaacs	10	10
Lamar Washington	1	1
KJ Allen	1	1
D'Maurian Williams	1	1
DOUBLE-FIGURE REBOUNDING		
Kevin Obanor	2	39
Daniel Batcho	4	6
DOUBLE-DOUBLES		
Daniel Batcho	3	3
Kevin Obanor	1	36
Fardaws Aimaq	0	41
Jaylon Tyson	1	1
20+ SCORING		
Kevin Obanor	5	30
De'Vion Harmon	2	5
Daniel Batcho	1	1
Pop Isaacs	2	2

2022-23 TEXAS TECH CONFERENCE STATS

Game Records

Record	Overall	Home	Away	Neutral
ALL GAMES	0-5	0-2	0-3	0-0
CONFERENCE	0-5	0-2	0-3	0-0
NON-CONFERENCE	0-0	0-0	0-0	0-0

Score by Periods

Team	1st	2nd	OT	TOT
Texas Tech	150	159	7	316
Opponents	157	197	12	366

Team Box Score


No.	Player	Total			3-Point			F-Throw		Rebounds				PF DQ A TO BLK STL PTS AVG								
		GP-GS	MIN	AVG	FG-FGA	FG%	3FG-3FGA	3FG%	FT-FTA	FT%	OFF	DEF	TOT	AVG	PF	DQ	A	TO	BLK	STL	PTS	AVG
2	ISAACS, Pop	4-4	135:54	34.0	22-60	.367	15-38	.395	9-9	1.000	0	7	7	1.8	8	0	8	10	0	5	68	17.0
23	HARMON, De'Vion	5-5	164:33	32.9	23-55	.418	4-14	.286	17-25	.680	1	16	17	3.4	10	0	9	10	0	13	67	13.4
0	OBANOR, Kevin	5-5	166:49	33.4	20-50	.400	4-20	.200	18-24	.750	9	22	31	6.2	13	0	2	21	2	3	62	12.4
11	AIMAQ, Fardaws	1-0	28:58	29.0	5-12	.417	1-3	.333	1-2	.500	2	3	5	5.0	1	0	2	3	0	0	12	12.0
20	TYSON, Jaylon	5-5	155:32	31.1	15-39	.385	4-17	.235	5-6	.833	7	31	38	7.6	6	1	10	16	3	7	39	7.8
5	ALLEN, KJ	2-0	33:01	16.5	5-6	.833	0-0	.000	1-3	.333	2	4	6	3.0	3	0	0	3	0	1	11	5.5
1	WASHINGTON, Lamar	5-1	105:07	21.0	6-17	.353	0-4	.000	3-3	1.000	1	13	14	2.8	10	0	8	4	1	3	15	3.0
12	BATCHO, Daniel	4-4	107:31	26.9	6-12	.500	0-1	.000	0-4	.000	8	11	19	4.8	11	1	6	11	12	0	12	3.0
4	JENNINGS, Robert	5-1	43:50	8.8	4-8	.500	1-2	.500	3-5	.600	3	4	7	1.4	4	0	0	1	0	1	12	2.4
24	WALTON, Kerwin	4-0	26:29	6.6	3-4	.750	3-4	.750	0-0	.000	1	0	1	0.3	1	0	1	1	1	0	9	2.3
3	WILLIAMS, D'Maurian	3-0	32:04	10.7	1-4	.250	1-3	.333	2-4	.500	1	4	5	1.7	2	0	0	0	1	1	5	1.7
22	FISHER, Elijah	3-0	23:32	7.8	2-7	.286	0-2	.000	0-0	.000	2	3	5	1.7	0	0	1	0	0	0	4	1.3
13	WILLIAMS, CJ	1-0	01:40	1.7	0-2	.000	0-1	.000	0-0	.000	0	1	1	1.0	0	0	0	0	0	0	0	0.0
Team											10	4	14				5					
Total		5	1025		112-276	.406	33-109	.303	59-85	.694	47	123	170	34.0	69	2	47	85	20	34	316	63.2
Opponents		5	1025		140-312	.449	42-115	.365	44-64	.688	56	125	181	36.2	74	1	79	66	26	47	366	73.2

Team Statistics

	TTU	OPP
Scoring	316	366
Points per game	63.2	73.2
Scoring margin	-10.0	-
Field goals-att	112-276	140-312
Field goal pct	.406	.449
3 point fg-att	33-109	42-115
3-point FG pct	.303	.365
3-pt FG made per game	6.6	8.4
Free throws-att	59-85	44-64
Free throw pct	.694	.688
F-Throws made per game	11.8	8.8
Rebounds	170	181
Rebounds per game	34.0	36.2
Rebounding margin	-2.2	-
Assists	47	79
Assists per game	9.4	15.8
Turnovers	85	66
Turnovers per game	17.0	13.2
Turnover margin	-3.8	-
Assist/turnover ratio	0.6	1.2
Steals	34	47
Steals per game	6.8	9.4
Blocks	20	26
Blocks per game	4.0	5.2
Winning streak	0	-
Home win streak	0	-
Attendance	28467	30676
Home games-Avg/Game	2-14234	3-10225
Neutral site-Avg/Game	-	0-0

Team Results

Date	Opponent		Score	Att.
12/31/2022	at TCU	L	61-67	5899
01/03/2023	Kansas	L	72-75	14385
01/07/2023	Oklahoma	Lot	63-68	14082
01/10/2023	at Iowa St.	L	50-84	13464
01/14/2023	at Texas	L	70-72	11313



BIG 12 ALL-PRESEASON TEAM

Preseason Player of the Year: Mike Miles Jr., TCU
 Preseason Newcomer of the Year: Grant Sherfield, Oklahoma
 Freshman of the Year: Keyonte George, Baylor

Preseason All-Big 12 Team: Adam Flagler, Baylor*; Jalen Wilson, Kansas*; Avery Anderson III, Oklahoma State; Mike Miles Jr., TCU*; Timmy Allen, Texas; Marcus Carr, Texas
 A tie resulted in an extra position on the team.

Honorable Mention: LJ Cryer (Baylor), Keyonte George (Baylor), Kevin McCullar (Kansas), Tanner Groves (Oklahoma), Moussa Cisse (Oklahoma State), Emanuel Miller (TCU), Tyrese Hunter (Texas), Fardaws Aimaq (Texas Tech), Kevin Obanor (Texas Tech)

2022-23 BIG 12 PRESEASON POLL

PL	TEAM	PTS
1.	Baylor (5)	77
2.	Kansas (4)	73
3.	Texas (1)	64
4.	TCU	58
T5.	Oklahoma State	42
	Texas Tech	42
7.	Oklahoma	32
8.	Iowa State	30
9.	West Virginia	20
10.	Kansas State	12



BIG 12 CONFERENCE

Kevin Obanor and **Fardaws Aimaq** received preseason recognition from the conference and national level. Obanor was selected to the Julius Erving Award Watch List which featured the top-20 shooting forwards in the nation, while Aimaq was named to the watch list for the Kareem Abdul-Jabbar Award for centers. Both Red Raiders were named All-Big 12 Preseason Honorable.

Obanor is in his second season at Tech and was named a 2022 All-Big 12 Honorable Mention selection after averaging 10.0 points and 5.5 rebounds per game last season. Aimaq transferred to Tech this season after going for 18.9 points and 13.6 rebounds per game at Utah Valley last season. He was the 2021 and 2022 WAC Defensive Player of the Year and the 2021 WAC Player of the Year. As a sophomore, he averaged 15.0 rebounds per game which led the nation and comes into this season with 41 career double-doubles.

ASSOCIATED PRESS TOP 25 (1/15/2023)

RANK	TEAM	REC.	POINTS	PREV.
1	Houston (34)	17-1	1,460	1
2	Kansas (23)	16-1	1,446	2
3	Purdue (3)	16-1	1,382	3
4	Alabama	15-2	1,347	4
5	UCLA	16-2	1,237	7
6	Gonzaga	16-3	1,178	8
7	Texas	15-2	1,122	10
8	Xavier	15-3	1,047	12
9	Tennessee	14-3	1,019	5
10	Virginia	13-3	926	13
11	Arizona	15-3	838	9
12	Iowa State	13-3	795	14
13	Kansas State	15-2	771	11
14	TCU	14-3	753	17
15	UConn	15-4	668	6
16	Auburn	14-3	553	21
17	Miami (Fla.)	14-3	487	16
18	Charleston	18-1	351	22
19	Clemson	15-3	339	NR
20	Marquette	14-5	306	25
21	Baylor	12-5	267	NR
22	Providence	14-4	262	19
23	Rutgers	13-5	131	NR
24	Florida Atlantic	16-1	126	NR
25	Arkansas	12-5	115	15

Others receiving votes: NC State 111, Saint Mary's 106, Arizona State 79, New Mexico 67, Illinois 61, San Diego State 44, Michigan State 29, Duke 24, Wisconsin 14, Creighton 9, Kent State 8, Boise State 6, Texas A&M 5, Ohio State 3, Missouri 3, VCU 2, Iowa 2, North Carolina 1

2022-23 NATIONAL RANKING TRACKER

ASSOCIATED PRESS	RANKING
Oct. 17	No. 25
Nov. 14	No. 23
Nov. 21	No. 21
Nov. 28	RV
Dec. 5	RV
Dec. 12	RV
Dec. 19	RV
Dec. 25	RV
JAN. 2	NR
JAN. 9	NR
JAN. 15	NR

2021-22 NATIONAL RANKING TRACKER

ASSOCIATED PRESS	RANKING
Oct. 18	NOT RANKED
Nov. 15	NOT RANKED
Nov. 22	NOT RANKED
Nov. 29	NOT RANKED
Dec. 6	NOT RANKED
Dec. 13	No. 25
Dec. 20	No. 25
Dec. 27	No. 25
Jan. 3	No. 25
Jan. 10	No. 19
Jan. 17	No. 18
Jan. 24	No. 13
Jan. 31	No. 14
Feb. 7	No. 9
Feb. 14	No. 11
Feb. 21	No. 9
Feb. 28	No. 12
March 7	No. 14



LEGACY

Texas Tech spent the first and second day of October in Stanton, Texas at its annual team retreat working to continue building strong bonds for the season. The Red Raiders were at the Circle 6 Camp for two days with a theme of legacy that was designed to connect the past with the current team. Adams, shown holding up boxing gloves, talked with the current team about past players who helped build the program and also about how each of the current players owes it to themselves and the program to work hard every day to continue building the legacy that many have worked to build.

THE TIP-OFF

MATCHUP: No. 21 Baylor (12-5, 2-3) at Texas Tech (10-7, 0-5)
LOCATION: Lubbock, Texas
VENUE: United Supermarkets Arena
TIP: 8 p.m., Tuesday (January 17, 2023)
TV: ESPNU
TV Talent: Rich Hollenberg (play-by-play), Chris Spatola (analyst)
RADIO (Texas Tech Sports Network): 97.3 Double T FM
RADIO TALENT: Geoff Haxton (play-by-play), Chris Level (analyst)



LUBBOCK, Texas – Texas Tech will look to secure its first Big 12 win of the season when it hosts No. 21 Baylor at 8 p.m. on Tuesday at the United Supermarkets Arena following a pair of road losses last week.

The Red Raiders (10-7, 0-5 Big 12) are coming off a tough 72-70 loss at No. 10 Texas where they led by as many as 12 in the first half, while the Bears (12-5, 2-3 Big 12) rolled to a 74-58 home win over Oklahoma State last Saturday in Waco. Tech, which is 8-2 at home this season after going 18-0 on its home court last year, has lost five straight games for the first time since a pair of six-game losing streaks during the 2015 conference slate.

Tech swept the season series against Baylor last year for the first time since 2005 and is now 82-62 all-time in the series over the Bears. The Red Raiders are 47-21 in Lubbock against BU, including the two programs splitting the last 10 matchups at 5-5. Tech earned an 83-73 home win over the Bears last season after knocking off No. 1 Baylor in Waco with a 65-62 victory on January 11, 2022, before the mid-February matchup in Lubbock.

Kevin Obanor leads the Red Raiders with 15.4 points this season and comes into this week with 996 rebounds and 1,937 points in his career. He's currently ninth in scoring within the Big 12 after he had 10 rebounds and eight points in the loss against the Longhorns with four offensive rebounds. Daniel Batcho leads Tech with 7.3 rebounds, 2.0 blocks and three double-doubles while ranking third in rebounding and second in blocks in the Big 12. Tech freshman Pop Isaacs led the team with 23 points (12 in the second half) at Texas after making five 3-pointers for the third time this season. He now tops Tech with 17.0 points per Big 12 game played and with 41 3-pointers made. De'Vion Harmon added 13 points at UT and is now averaging 13.4 points per game to go along with leading Tech with 3.5 assists and 2.2 steals. Jaylon Tyson is coming off his first career double-double after having 12 points and 14 rebounds at Texas. The Red Raiders are now 0-2 when leading at halftime in Big 12 games after having a 34-25 advantage at halftime against the Longhorns and also a 37-26 halftime lead at TCU in their Big 12 opener but were unable to earn the wins.

Baylor freshman Keyonte George leads the Bears with 17.2 points per game to go along with 59 assists and 19 steals, while senior Adam Flagler leads the team with 80 assists and is at 16.5 points per game. LJ Cryer led BU with 16 points in the win over Oklahoma State after going 4-for-5 on 3-pointers and is now averaging 13.9 points per game. Jalen Bridges, who transferred from West Virginia, leads the Bears with 21 blocks and 5.4 rebounds per game while Flo Thamba is adding 5.2 rebounds and 5.6 points per game. George is from Lewisville, Texas and is at 21.0 points through his first five Big 12 games. George, Flagler, Bridges and Thamba have started all five conference games. Baylor is currently 1-2 on the road and is averaging 80.6 points per game as a team. BU started Big 12 play with three straight losses to Iowa State, TCU and Kansas State but travels to Tech after a week with a pair of wins over West Virginia and OSU.

RED RAIDER STORYLINES

- Mark Adams is in his second season leading the Texas Tech program where he is now 37-17 overall and 26-2 at home. . . A 1979 Tech graduate, Adams led the Red Raiders to a 27-10 overall record, 12-6 conference mark, to the Big 12 Championship final and the NCAA Sweet 16 in his first season as the head coach. . . He was named the Associated Press Big 12 Coach of the Year and was a finalist for the Naismith National Coach of the Year. . . His 27 wins last season were the most by a first-year Tech head coach. . . He is 2-0 against Baylor as a head coach
- Tech has lost five straight games for the first time since 2015. . . Tech was coming off a season where it did not lose back-to-back games under Adams. . . Four of the five Big 12 losses have come by six points or less
- Tech is currently 0-5 against ranked opponents this season with a loss to No. 10 Creighton in Maui before falling at No. 18 TCU, vs. No. 3 Kansas, at No. 14 Iowa State and at No. 10 Texas in the opening weeks of Big 12 play
- Tech is 8-2 at home, 0-3 on the road and 2-2 in neutral-court games this season
- Tech is 0-1 in overtime games this season with a 68-63 OT loss against Oklahoma
- Tech returned only one starter (Kevin Obanor) and three lettermen (Daniel Batcho, KJ Allen and Obanor) from last year's team while welcoming in five transfers (D'Maurian Williams, Fardaws Aimaq, Jaylon Tyson, De'Vion Harmon, Kerwin Walton) and five true freshmen (Lamar Washington, Pop Isaacs, Elijah Fisher, Robert Jennings, CJ Williams)
- Tech has three players who have scored over 1,000 points in their careers with Obanor (1,937), Harmon (1,141) and Aimaq (1,068)
- Tech was 12-6 in Big 12 play last season, including going 9-0 in home games. . . The Red Raiders advanced to the Big 12 Championship Finals where they lost to Kansas
- Tech had a 29-game home winning streak end with its first Big 12 home game this season after going 8-0 at home in non-conference play. . . The last home loss before falling to No. 3 Kansas on January 3 and then Oklahoma came back on February 9, 2021, against No. 14 West Virginia in an 82-71 defeat
- Tech's program record remains at 35 straight home victories. . . That streak started with four wins at the end of the 1993-94 season before a pair of 13-0 runs (1994-95 and 1995-96) and then five home wins to start the 1996-97 season
- Tech finished with an 18-0 record at home in 2021-22 season which was only matched by Kentucky going 18-0 at Rupp Arena. . . Tech outscored opponents 79.7 to 58.8 per game with opponents shooting 39.1 percent. . . 16 of the 18 home wins were by double-digits with the only ones not by 10 or more being victories over Kansas (75-67, +8) and Kansas State (73-68, +5)
- Tech had its season-best six-game winning streak end with the loss at TCU in its Big 12 opener on New Year's Eve in Fort Worth. . . It started the season with three straight wins before falling against Creighton in Maui
- Tech came into Big 12 play having scored over 100 points in three straight games. . . The program had not scored 100+ points

in three straight games since the 1965-66 season... Tech had not scored over 100 points in two straight games since 1996 in a 111-101 win over Fresno State and a 122-105 loss to New Mexico State... The Red Raiders are now 70-4 all-time when scoring over 100 points... The 111 points against HCU were just outside the top-10 scoring performances in program history... The most points scored in a game is 128 against Texas in 2004

- Tech is hitting 48.0 percent of its shots this season; opponents are being limited to 41.3 percent... The Red Raiders limited Louisville to only 22.4 percent shooting and also held Northwestern State to only 28.4 in their best defensive efforts of the season... In five Big 12 games, Tech is shooting 40.6 percent and opponents are at 44.9 percent
- The 14 3-pointers by Tech against South Carolina was the most since they hit a program-best 16 against Kansas in 2019... Tech made 13 3s against Jackson State for a previous season-high... Tech had its worst 3-point shooting performance of the season against OU by going just 2-for-18 from beyond the arc in the overtime loss
- Tech forced a season-high 30 turnovers from Jackson State and scored 47 points off those turnovers... Tech had 19 steals in the game led by Obanor who had four while Isaacs, Washington and Williams had three steals each... The program record for steals in a game is 24 against Nicholls in 2002... The 19 matched the second-most ever for a Red Raider team
- The 50-point win over Jackson State was the 14th time in program history a Tech team has won by 50 or more
- Tech has won six games by 20 or more points this season, including the 50-point win over JSU, topping HSU by 44, winning by 39 over SC State and a 34-point win over Louisville in Maui... The Red Raiders have held five opponents under 60 points, two under 50 and one under 40 with Louisville scoring only 38 points
- Tech had an 11-point halftime lead on TCU before the Horned Frogs came back to win... It was the first time this season Tech lost a game when leading at halftime
- Tech overcame an 11-point deficit against Nicholls for its largest comeback this season
- Tech trailed Iowa State by 19 at halftime and lost by 34... Both were the largest margins this season... Creighton had won by 11 for Tech's only double-digit loss this season
- As a program, Tech advanced to the NCAA Sweet 16 for the sixth time in program history and advanced to the NCAA Tournament for the fourth straight time – a new Tech record... The Red Raiders advanced to the 2018 Elite 8, 2019 Championship Final, 2021 Second Round and 2022 Sweet 16... Tech has an 11-4 record over the past four tournaments... The program has made the Sweet 16 in three of the past four tournaments
- The Red Raiders finished No. 1 in defensive efficiency for the second time in four seasons last year... Tech also topped the Kenpom.com category in 2019 and were No. 9 in 2020
- Corey Williams returned as an assistant coach for his second season at Tech while Steve Green and Al Pinkins joined the staff as assistant coaches during the offseason... Pinkins returned to Tech after four seasons at Florida following working at Tech from 2016-18... He was the interim head coach at Florida in the 2022 NIT... Green was at South Plains College for the past 23 seasons where he was a national champion... Adams has built a staff that also includes: Rick Cooper (chief of staff), Taylor Sinclair (director of operations), Sean Sutton (advisor), Darryl Dora (player personnel), Matt Scherbenske (director of recruiting), George Neilson (director of scouting), Darby Rich (strength & conditioning), John Bloom (assistant strength & conditioning), Luke Adams (player development), Cooper Anderson (coordinator of operations), Jamaal Scott (academics) and Briana Whitaker (executive associate)
- The Red Raiders had a sell-out (15,098) for their 2022-23 season-opener against Northwestern State after they finished 11th nationally in average attendance last season with 13,973 fans per game and 251,515 total... Tech is averaging 13,288 fans through its 10 homes this season after having 14,385 against Kansas and 14,082 on Saturday with Oklahoma in town... Tech is currently 16th nationally in average attendance and second within the Big 12 coming into this week

ROSTER REPORT

- Kevin Obanor comes into the matchup against Baylor with 1,937 points and 996 rebounds through 140 games in his career... He has started all 54 games since he joined the Red Raiders last season and is leading the team with 15.4 points per game this season after having eight points and 10 rebounds at Texas... Obanor is now averaging 12.4 points and 6.2 rebounds through five Big 12 games... Obanor scored a season-high 26 points against Kansas where he was 8-for-14 from the field and 4-of-8 on 3-pointers against the Jayhawks in 37 minutes of play... Obanor has scored in double figures in 13 of 17 games this season, 102 in his career and is shooting 88-for-176 (50.0 percent) from the field this season... Obanor had scored a previous season-high 25 points and 10 rebounds in the win over Eastern Washington for his first double-double of the season and went for 24 points with a season-best five 3-pointers against South Carolina State... It was his first double-double of the season and the 36th in his career... He now has 631 points as a Red Raider... He finished last season with double-doubles in each of the three NCAA Tournament games against Montana State (10 points/11 rebounds), Notre Dame (15/15) and Duke (10/10)... Obanor, who is a Houston native, started his college career with three seasons at Oral Roberts before transferring to Tech last season... Obanor earned All-Big 12 Honorable Mention selection last season and was on the All-Big 12 Preseason Honorable Mention list along with the Julius Erving Award Watch List to start this year... Last season, he scored a season-high 23 points and also had 13 rebounds in the home win over Baylor before going for 15 points and 15 rebounds in the win over Notre Dame to reach the Sweet 16... While at ORU, Obanor scored 39 points against Omaha in a game where he hit six 3-pointers for his career-high... Six of his 36 double-doubles have come in the NCAA Tournament with three during ORU's Sweet 16 run before last season.
- Fardaws Aimaq made his Texas Tech debut at Texas where he went for 12 points and five rebounds in 28:58 of time on the court... He came into this season as an All-Big 12 Preseason Honorable Mention selection and was also on the Kareem Abdul-Jabbar Watch List for the top center in college basketball... A 6-foot-11 forward from Vancouver, Aimaq had been sidelined with a foot injury he suffered before in September... He would go 5-for-12 from the field and was 1-of-3 from beyond the arc in Austin... Aimaq, who began his career with two seasons at Utah Valley after a freshman season at Mercer, he has now recorded 1,068 points, 923 rebounds, 99 blocked shots and 41 double-doubles in his career... His 41 double-doubles are the fifth most for an active player in the nation... He earned the 2020-21 WAC Player of the Year honors as a sophomore after leading the nation with 15.0 rebounds to go along with 13.9 points per game and is coming off a junior season where he went for 18.9 points and 13.6 rebounds per game... He was named the WAC Defensive Player of the Year the previous two seasons... During his career, he's averaged 11.0 rebounds per game which is the third best career mark nationally.
- Daniel Batcho leads Tech with 7.3 rebounds and 2.0 blocks per game to go along with scoring 11.2 points per game this season... He got into early foul trouble at Texas and was limited to only one rebound, one block and did not score for the first time this season... Batcho had missed the game against OU with a dislocated finger on his right hand but returned at Iowa State where he provided three blocks, three rebounds and four points in 32 minutes... He has 12 blocked shots through four Big 12 games played after also having five at TCU and then three more against KU... Prior to conference play, he had a 12/10 performance against Houston which was his third double-double of the season and the fourth game with 10 or more rebounds this season... A 6-foot-11 sophomore from France, Batcho recorded a career-high 13 rebounds and his second career double-double with 15 points against Georgetown before having 14 points and nine rebounds against Nicholls... Batcho, who has led Tech in scoring in three games and in rebounding in eight, had scored in double figures in five straight games for the first time in his career coming into Big 12 action... He scored a career-high 21 points against Ohio State where he was 7 of 10 from the field and 6 of 7 at the free-throw line in Maui... He had scored a career-high 17 points against



TEXAS TECH COACHING STAFF
(Full staff/bios at TexasTech.com)

MARK ADAMS

1981-82: Clarendon College, Head Coach
1983-87: Wayland Baptist, Head Coach
1987-92: West Texas A&M, Head Coach
1992-97: Texas-Pan American, Head Coach
1997-04: Lubbock Cotton Kings, Owner/GM
2004-13: Howard College, Head Coach
2013-15: Texas Tech, Director of Operations
2015-16: Little Rock, Assistant Coach
2016-21: Texas Tech, Associate Head Coach
2021-current, Texas Tech, Head Coach

COREY WILLIAMS

1993-94: Student Assistant, Oklahoma State
2000-07: Assistant Coach, Oral Roberts
2007-13: Assistant Coach, Florida State
2013-19: Head Coach, Stetson (58-133, 6 seasons)
2019-21: Assistant Coach, Arkansas
2021-current: Assistant Coach, Texas Tech

AL PINKINS

2003-11: Assistant Coach, Middle Tennessee
2011-14: Assistant Coach, Ole Miss
2014-15: Assistant Coach, Tennessee
2015-16: Assistant Coach, LSU
2016-18: Assistant Coach, Texas Tech
2018-22: Assistant Coach, Florida
2022-current: Assistant Coach, Texas Tech

STEVE GREEN

1988-91: Head Coach, Howard College
1991-94: Head Coach, Midland College
1994-99: Assistant Coach, San Diego State
1999-20: Assistant Coach, TAMU-Corpus Christi
2000-22: Head Coach, South Plains College
2022-current: Assistant Coach, Texas Tech

SEAN SUTTON

1992-93, Ole Miss, Assistant Coach
1993-2006, Oklahoma State, Assistant Coach
2006-08, Oklahoma State, Head Coach
2011-17, Oral Roberts, Assistant Coach
2017-Current, Texas Tech, Advisor to Head Coach

RICK COOPER

1982-87, Wayland Baptist, Assistant Coach
1987-94, Wayland Baptist, Head Coach
1994-2014, West Texas A&M, Head Coach
2014-2021, Wayland Baptist, Athletic Director
2021-current, Texas Tech, Chief of Staff

Creighton in Maui where he was 7-for-12 from the field in 24 minutes on the court before his 21-point performance against the Buckeyes. . . His six blocks against Louisiana Tech are tied for the third most in program history with Tariq Owens owning the single-game record with eight in a win over Memphis in 2018 and Will Flemons second with seven against Texas A&M in 1990. . . A reserve in 33 games last season at Tech, he came into this season with a career-high 11 rebounds in the overtime win over Tennessee last season at Madison Square Garden in the 2021 Jimmy V Classic. . . He would go off for four blocked shots, six points and three rebounds against West Virginia for his best Big 12 game.

• De'Vion Harmon is averaging a team-high 3.5 assists and 2.2 steals this season to go along with 12.5 points after going for 13 points and two steals at Texas. . . He matched his career-high with 23 points against Oklahoma with 21 of those points coming in the second half and followed the performance with a team-high 14 points, four assists, five steals and five rebounds at Iowa State. . . Averaging 13.4 points through five Big 12 games, he led Tech in all four of those statistical categories in the game against the Cyclones. . . Against Oklahoma, Harmon was 9-for-15 from the field in the game and also hit five free throws before going 6-for-13 from the field in Ames, Iowa. . . He had scored in double figures in five straight games after going for 13 points at TCU but was limited to four points against KU. . . A senior in his first season at Tech and another year of eligibility, he has played in 108 career games, scoring 1,141 points to go along with 245 assists and 145 steals. . . He had matched his previous career-best with six assists against Ohio State in Maui and has had three or more assists in 10 of 17 games. . . Harmon averaged 10.8 points per game and had 71 assists last season at Oregon last season after averaging 12.9 points per game at Oklahoma as a sophomore. . . Harmon started 34 of 35 games last year and a season-high 21 points coming against Stanford. . . His career-high 23 points came in his first game as a freshman at Oklahoma against UTSA on November 5, 2019, and then again as a sophomore for the Sooners against Oklahoma State on February 27, 2021.

• Pop Isaacs led Tech with 23 points at Texas after going 5-for-9 on 3-pointers and also adding three assists. . . It was his third game with five 3-pointers in a game and his seventh with three or more. . . He leads the Red Raiders in Big 12 play by averaging 17.0 points per game, scoring in double figures in each of the four conference games he's played in. . . A freshman from Las Vegas, he missed the game against OU due to being in concussion protocol but returned to contribute 10 points, three assists and three steals at Iowa State in 32 minutes of play. . . A starter in 16 of 17 games, the game against OU was the only game he missed this season. . . Isaacs led Tech with 17 points at TCU after matching a career-high with five 3-pointers before going off for 18 points with four 3-pointers against Kansas. . . He has started Big 12 play by going 15-for-38 (39.5 percent) on 3-pointers. . . For the season, Isaacs is averaging 11.9 points, 2.8 assists and 1.3 steals. . . He scored a career-high 24 points and five 3-pointers in the win over Nicholls. . . His 24 points were the most by a Red Raider in a game this season before Obanor went for his 25 against EWU. . . Isaacs has now scored in double figures in 10 games and is on a career-best with five straight games in double figures. . . Isaacs had a previous career-high four 3-pointers and finished with a career-high 13 points against Creighton. . . He has made at least one 3-pointer in 14 of 16 games played. . . He comes into the matchup against Baylor shooting 41-of-101 (40.6 percent) on 3-pointers this season. • Jaylon Tyson recorded his first career double-double with 12 points and 14 rebounds at Texas. . . His 14 rebounds were a career-best and the first time he had double-digit rebounds after having nine rebounds in games this season against Georgetown and Kansas. . . He is now averaging 9.4 points, 5.5 rebounds, 1.5 assists and 1.3 steals in his sophomore season. . . Tyson, who transferred from Texas last season, led Tech with nine rebounds against Kansas and added 10 points, three steals and three assists in the game. . . He was just one rebound shy

TEXAS TECH WINS VERSUS TOP 10 ASSOCIATED PRESS OPPONENTS

NO. 1

DATE	OPPONENT	RESULT	LOCATION
12/10/2019	[1] Louisville	W - 70-57	New York
01/11/2022	B12 [1] Baylor	W - 65-62	Waco

NO. 2

DATE	OPPONENT	RESULT	LOCATION
01/26/1985	SWC [2] SMU	W - 64-63	Lubbock
01/13/2018	B12 [2] West Virginia	W - 72-71	Lubbock

NO. 3

DATE	OPPONENT	RESULT	LOCATION
03/14/2003	vs. [3] Texas	W - 92-81	Dallas
02/14/2005	B12 [3] Kansas	W - 80-79 - 2OT	Lubbock
02/17/2016	B12 [3] Oklahoma	W - 66-63	Lubbock

NO. 4

DATE	OPPONENT	RESULT	LOCATION
02/09/1957	[4] SMU	W - 68-67	Lubbock
02/13/2017	B12 [4] Baylor	W - 84-78	Lubbock
03/30/2019	vs. [4] Gonzaga	W - 75-69	Anaheim
01/13/2021	at [4] Texas	W - 79-77	Austin

NO. 5

DATE	OPPONENT	RESULT	LOCATION
01/02/1982	SWC [5] Arkansas	W - 79-74	Lubbock
02/20/2007	B12 [5] Kansas	W - 69-64	Lubbock
04/06/2019	vs. Michigan State	W - 61-51	Minneapolis

NO. 6

DATE	OPPONENT	RESULT	LOCATION
01/19/2002	B12 [6] Oklahoma State	W - 94-70	Lubbock
01/26/2002	B12 [6] Oklahoma	W - 92-79	Lubbock
01/24/2007	B12 [6] Texas A&M	W - 70-68	Lubbock
02/13/2007	B12 at [6] Texas A&M	W - 70-68	College Station
01/08/2022	B12 vs [6] Kansas	W - 75-67	Lubbock

NO. 7

DATE	OPPONENT	RESULT	LOCATION
01/03/2017	B12 [7] West Virginia	W - 64-63	Lubbock
02/16/2022	B12 [7] Baylor	W - 83-73	Lubbock

NO. 8

DATE	OPPONENT	RESULT	LOCATION
02/28/1978	vs. [8] Michigan	W - 87-75	El Paso
03/28/2019	vs. [8] Michigan	W - 63-44	Anaheim

NO. 9

DATE	OPPONENT	RESULT	LOCATION
03/04/2009	B12 [9] Kansas	W - 84-65	Lubbock
01/24/2015	B12 [9] Iowa State	W - 78-73	Lubbock
03/24/2022	[9] Duke	L - 78-73	San Francisco

NO. 10

DATE	OPPONENT	RESULT	LOCATION
12/13/1951	at [10] North Carolina State	W - 63-62	Raleigh
01/16/2008	B12 [10] Texas A&M	W - 68-53	Lubbock
01/02/2018	B12 at [10] Kansas	W - 85-73	Lawrence

TEXAS TECH VS. ASSOCIATED PRESS NO. 1 RANKED TEAMS

DATE	OPPONENT	RESULT	LOCATION
01/29/1997	B12 [1] Kansas	L - 86-77	Lubbock
03/09/2002	vs. [1] Kansas	L - 90-50	Kansas City
03/20/2004	vs. [1] Saint Joseph's	L - 70-65	Buffalo, N.Y.
03/11/2010	vs. [1] Kansas	L - 80-68	Kansas City
01/09/2016	B12 [1] Kansas	L - 69-59	Lubbock
01/26/2016	B12 at [1] Oklahoma	L - 91-67	Norman
12/10/2019	vs. [1] Louisville	W - 70-57	New York
03/07/2020	B12 [1] Kansas	L - 66-62	Lubbock
01/11/2022	B12 [1] Baylor	W - 65-62	Waco

of his first career double-double in games against Georgetown and Kansas before getting it against the Longhorns. . . Tyson has scored in double figures in eight games this season and has had five or more rebounds in 10 of 16 games played. . . He scored a career-high 18 points against Georgetown where he was 4-for-5 on 3-pointers. . . A starter in 16 of 17 games, Tyson transferred to Tech at midterm last season but did not play in a game for the Red Raiders. . . Tyson is currently 20-for-49 (40.8 percent) on 3-pointers and has made at least one 3-pointer in 12 of 16 games played after going 1-for-4 at UT. . . Against Northwestern State in his first game at Tech, Tyson made his first collegiate start and was 3-for-4 from the field, including going 2-for-3 on 3-pointers to finish with eight points. . . His 3-pointer on Tech's second possession of the season-opener was the first basket this season for the Red Raiders. . . He began his career at the University of Texas where he played in eight games with freshman season-high 11 points coming against Houston Christian last season.

• KJ Allen has missed the past three games against OU, ISU and UT with a lower-body injury. . . He will be a game-time decision against Baylor. . . Allen scored nine points and had five rebounds against TCU in 20 minutes of play and had two points against KU. . . He was 4-for-5 from the field and also came away with one steal against the Horned Frogs. . . Allen went off for a career-high 15 points in the win over Jackson State by shooting 7-for-10 from the field before scoring six against Houston Christian. . . A junior from Los Angeles, Allen had a season-high seven rebounds and scored five points in the win over EWU in 18 minutes off the bench. . . In his second season at Tech, Allen is currently averaging 3.7 points and 2.9 rebounds per game this season. . . He had a previous season-high five rebounds against Creighton in the first game in Maui. . . Allen played in 19 games as a reserve last season for the Red Raiders with a season-high six points coming in games against Kansas State and Omaha. . . Allen added a career-high eight rebounds in the conference game against Kansas State. . . He finished his first season in Lubbock by going 16-for-30 from the field. . . Allen was featured on the Netflix documentary Last Chance U while playing at East Los Angeles College where he averaged 18.5 points and 9.3 rebounds per game. . . He was Adams' first signee.

• Robert Jennings made his fourth start of his career against OU in a game where he contributed eight points (matched career-high) and three rebounds in a career-best 23 minutes of play before contributing three rebounds. . . He returned to his reserve role at ISU and UT where he played limited minutes. . . Jennings produced a career-high six rebounds as a reserve in the final non-conference game against SC State. . . He was coming off matching his career-highs with eight points and five rebounds against Houston Christian. . . Jennings played in six minutes of action at TCU but did not score or have a rebound. . . He had two points and one rebound against KU. . . A freshman from Desoto, he established his career-high with eight points against Louisville in Maui after he went 3-for-5 from the field and also hit two free throws in 15 minutes of work. . . He's currently averaging 3.1 points and 2.1 rebounds per game.

• Lamar Washington made his first career start against Oklahoma in a game where he contributed six points and six rebounds in 36 minutes of play before having three rebounds and two assists in a reserve role at Iowa State. . . He is coming off scoring two points and having one rebound at Texas. . . Washington established a career-high with 12 points and five assists in the non-conference win over Nicholls after going 12-for-17 from the free-throw line. . . A key reserve in his freshman season, he is currently averaging 3.8 points, 2.2 assists, 0.9 steals and 2.2 rebounds per game. . . Washington had three points and a rebound against TCU in the first Big 12 game of his career after he was averaging 7.8 points and 3.0 assists in the past five games coming into conference play. . . He matched his season-best with three steals against Houston Christian and also scored seven points. . . A freshman from Portland, Oregon, his career-best 12 points against Nicholls was the first time he scored in double figures and came with him going 0-for-1 from the field shooting. . . Washington was the 2021 Oregon Gatorade Player of the Year while playing at Jefferson High School as a junior before playing at Compass Prep in Arizona last season as a senior. . . He produced 2,135 points, 705 rebounds and 823 assists

during his high school career.

- D'Maurian Williams hit a 3-pointer in overtime against the Sooners to cut it to one and finished with five points and five rebounds in 21 minutes off the bench but did not score at Iowa State or Texas last week... He made five 3-pointers and scored a season-high 17 points in the non-conference win over Jackson State with all 17 coming in the second half... A junior from Arizona, Williams made his first start at Tech against Nicholls in place of Tyson who was injured... He played against JSU as a reserve, going 5-for-7 on 3-pointers after coming into the game with only three made 3-pointers through eight games played... Williams scored a previous season-high 10 points against Louisville after hitting two 3-pointers and going 4-for-5 at the free-throw line... He is currently averaging 4.0 points this season... Williams now has 787 points, 142 assists, 65 steals and 242 rebounds through 71 games in his career... He is in his first season at Tech after transferring from Gardner-Webb where he played the past two seasons... Williams won a national championship after high school at Putnam Science Academy (Connecticut)... He averaged in double-figures both seasons at Gardner-Webb, going for 10.8 points per game as a freshman before averaging 14.5 points per game last season as a sophomore.

- Kerwin Walton was 2-for-2 on 3-pointers and finished with six points at Iowa State but did not play at Texas... Walton had scored eight points in the two games against Houston Christian and Jackson State before hitting one 3 and finishing with three points against SC State... He is averaging 3.1 points through 15 games played as a Red Raider reserve... Walton led the Tech bench with nine points and four rebounds against Northwestern State in the season-opener and had five points against TSU and LA Tech... He had not scored in the previous five games before his eight against JSU and HCU... Walton played the last two seasons at North Carolina before transferring to Tech during the summer... He has made 91 3-pointers through 75 games in his career with a career-high five 3-pointers made in a game against Louisville in his freshman season... Walton is 91-for-230 (39.6 percent) from beyond the arc for his career, including making a UNC freshman 3-point percentage record with 58 3-pointers where he started 20 games during his first season in Chapel Hill... Walton, a Hopkins, Minnesota native, averaged 8.2 points per game as a freshman for the Tar Heels with a career-high 19 points coming in that game against Louisville... He experienced the Final Four last season as a member of UNC which finished as the national runner-up.

- Elijah Fisher scored a season-high eight points after going 3-for-4 from the field against Jackson State before scoring five points in each of the wins over SC State and HCU... Fisher had two points and matched a career-high with three rebounds against OU in eight minutes of play... He is now averaging 3.1 points per game with a previous season-best seven points coming against Texas Southern in the second game of the season... A reserve in 14 games, he is 17-for-36 (47.2 percent) from the field this season... Along with his eight points, Fisher added a career-best three rebounds in the win over Jackson State in Houston... His first-year resume also includes scoring three points and having two rebounds in the loss to Ohio State... A Toronto, Ontario, Canada native, Fisher averaged 28 points and 13 rebounds during his junior season... Fisher was a consensus five-star recruit and ranked No. 15 by ESPN for the 2023 class... He reclassified to play this season and enrolled at Tech a year early.

- CJ Williams scored his first career points against Louisville with a pair of free throws and his first bucket with a layup against South Carolina State... Williams did not play against TCU... A freshman guard, he has played in five games this season after making his debut in the opener against Northwestern State... He is the son of Tech assistant coach Corey Williams

RANKINGS

- Tech fell out of the AP Top 25 in the 11/28 rankings after its losses in Maui and has remained unranked the past five weeks
- Tech is now 0-5 this season against ranked opponents with losses against vs. No. 10 Creighton, at No. 18 TCU, No. 3 Kansas, at No. 14 Iowa State, at No. 10 Texas (rankings as of game played)
- Tech had moved up two spots in the AP Poll (11/21) for the second straight week and was at No. 21 entering the Maui Invitational
- The Red Raiders were No. 23 in the first release of the season (11/14) after a No. 25 preseason ranking
- Tech entered the season at No. 24 in the USA TODAY Coaches Poll and No. 25 in the Associated Press Top-25 Poll
- Tech has now earned a preseason ranking three times in program history
- Tech was 3-2 against Top-10 teams last year in the regular season... The Red Raiders dropped a 69-55 game to No. 5 Gonzaga last December in Phoenix before earning wins over Baylor which was at No. 1 (65-62 in Waco) and No. 7 (83-73 in Lubbock) at the time of the victories and also a 75-67 home win over Kansas when it was No. 6
- Tech has beat a top-10 opponent in eight straight seasons, a top-5 opponent in seven straight and has 27 wins over top-10 teams in program history
- Tech went 7-5 last season against Top 25 opponents, including a 57-52 overtime win over No. 13 Tennessee on December 7 in the Jimmy V Classic at Madison Square Garden... The Red Raiders were 1-1 against Top 25 teams in their non-conference schedule with the loss to Gonzaga following the win over the Vols

DOMINATING THE PAINT

Texas Tech has started this season by outscoring 13 of 17 opponents in the paint and by a 592-432 combined margin... The Red Raiders and Jayhawks were even at 30-30 inside the paint... TCU owned a 44-22 advantage after Nicholls had been the only team to outscore Tech inside the paint this season. (TTU 28 – UT 16; ISU 36 – TTU 24; TTU 38 – OU 32; TTU 30 – KU 30; TCU 44 – TTU 22; TTU 48 – SCST 36; TTU 56 – HCU 24; TTU 42 – JSU 18; TTU 40 – EWU 18; NIC 30 – TTU 26; TTU 38 – GU 16; TTU 34-OSU 28; TTU 70-LOU 38; TTU 38-CU 30; TTU 26-LT 24; TTU 42 – TSU 30; TTU 28 – NWST 8)... The Red Raiders outscored 35 of 37 opponents inside the paint last season by a combined 1,230-654 scoring advantage.

SIGNING ALERT: Tech adds KyeRon Lindsay to program

LUBBOCK, Texas – Texas Tech head coach Mark Adams has announced the signing of KyeRon Lindsay to an Athletic Scholarship Agreement. A transfer from the University of Georgia, Lindsay will join the Red Raider program this semester but will not be eligible to play until the 2023-24 season.

"We are excited to add KyeRon to our program," Adams said. "He is a very talented scorer and rebounder who we think will be able to add a lot to our team next season. He'll be able to join us soon and become a big part of our program this season. I'm looking forward to seeing him compete with our guys during practice this season and what he'll bring to our team next year."

A Denton, Texas native, Lindsay played in 10 games as a freshman at Georgia this season before deciding to put his name into the transfer portal at midterm. He started 8 of 10 games for the Bulldogs, finishing with 6.2 points and 5.2

rebounds per game. Lindsay recorded a double-double in his third collegiate game after going for 14 points and 10 rebounds against Miami-Ohio after scoring 10 points against Wake Forest.

Lindsay was a four-star recruit coming out of Denton Guyer High School where he averaged 23.3 points, 11.6 rebounds and 4.3 assists for Guyer. He earned District 5-6A Most Valuable Player honors for a team that went 30-6 and advanced to the second round of the 6A tournament. Lindsay was ranked as the seventh-best recruit in Texas for the class of 2022 and had originally signed with UNLV before committing to Georgia.

Texas Tech has also signed Drew Steffe and Jason Jackson who made their signings official in mid-November. Steffe is a senior at Frisco Memorial HS while Jackson is a senior in Sarasota, Florida.



LBK to LA: Texas Tech legend Darvin Ham was named the Los Angeles Lakers head coach on June 3, 2022 after he had helped lead Milwaukee to the 2021 NBA Championship the previous season. Ham, who became an iconic Red Raider nationally by ripping down a rim in the 1996 NCAA Tournament and winning the 1996 NCAA Slam Dunk Contest, played in the NBA from 1996-2005 and was on the Detroit Pistons' 2004 NBA Championship team. Ham was an Atlanta Hawks assistant coach from 2013-18 and had been on the Bucks sideline since the 2018 season where he was the lead assistant. He recently completed his bachelor's degree, earning his Texas Tech degree in 2019 – 23 years after beginning his professional basketball career.



RED RAIDERS IN THE NBA / G-LEAGUE

Adonis Arms: Grand Rapids Gold
Jarrett Culver: 2-Way (Atlanta Hawks/College Park)
Mac McClung: Delaware Blue Coats
Norense Odiase: Greensboro Swarm
Jahmi'us Ramsey: Oklahoma City Blue
Davion Warren: College Park Skyhawks
Bryson Williams: Ontario Clippers

RED RAIDER 20-WIN SEASONS (16 in 97 seasons)

1939-40: 21-7 – Berl Huffman
1948-49: 21-9 – Polk Robison
1953-54: 21-5 – Polk Robison
1975-76: 25-6 – Gerald Meyers
1976-77: 20-9 – Gerald Meyers
1984-85: 23-8 – Gerald Meyers
1994-95: 20-10 – James Dickey
1995-96: 30-2 – James Dickey
2001-02: 23-9 – Bob Knight
2002-03: 22-13 – Bob Knight
2003-04: 23-11 – Bob Knight
2004-05: 22-11 – Bob Knight
2006-07: 21-13 – Bob Knight
2017-18: 27-10 – Chris Beard
2018-19: 31-7 – Chris Beard (most wins in a season)
2021-22: 27-10 – Mark Adams



O | KEVIN OBANOR

SENIOR | FORWARD | HOUSTON, TEXAS

[oh-ban-er]

Preason All-Big 12 Honorable Mention (2023)

All-Big 12 Honorable Mention (2022)

Julius Erving Award Watch List (2023)

Played in two Sweet 16s - 2021 at ORU & 2022 with Tech

36 Career Double-Doubles (6 in NCAA Tournament)

COLLEGIATE CAREER PATH

2017-18: Redshirt - Oral Roberts

2018-19: Oral Roberts

2019-20: Oral Roberts

2020-21: Oral Roberts

2021-22: Texas Tech

2022-23: Texas Tech



TEXAS TECH CAREER HIGHS

POINTS: 26 (vs. No. 3 Kansas- 1/3/23) - REBOUNDS: 15 (vs. Notre Dame - 3/20/22) - 3FG MADE: 5 (vs. Texas - 2/1/22)

SEASON	TEAM	GP-GS	MIN/AVG	Field Goals		3-Point		F-Throws		Rebounds				Scoring						
				FG-FGA	FG%	3FG-3FGA	3FG%	FT-FTA	FT%	OFF	DEF	TOT	AVG	PF-FO	A	TO	BLK	STL	PTS	AVG
2018-19	ORU	27-11	627/23.2	133-228	.583	26-63	.413	110-133	.827	72	129	201	7.4	69-2	13	44	8	4	402	14.9
2019-20	ORU	31-28	763/24.6	124-261	.475	40-103	.388	92-115	.800	88	125	213	6.9	76-3	23	46	25	13	380	12.3
2020-21	ORU	28-28	890/31.8	178-354	.503	56-121	.463	112-128	.875	61	209	270	9.6	78-4	30	61	19	15	524	18.7
2021-22	TTU	37-37	961/26.0	134-287	.467	48-143	.336	54-71	.761	60	145	205	5.5	62-0	20	40	13	11	370	10.0
2022-23	TTU	17-17	503/29.6	88-176	.500	22-67	.328	63-74	.851	30	77	107	6.3	39-1	17	41	3	19	261	15.4
TOTAL FOR TTU		54-54	1464/27.1	222-463	.479	70-210	.333	117-145	.807	90	222	312	5.8	101-1	37	81	16	30	631	11.7
TOTAL		140-121	3744/26.7	657-1306	.503	192-497	.386	431-521	.827	311	685	996	7.1	324-10	103	232	68	62	1937	13.8

Single Game Highs


Statistic	Value	
Points	39	at Omaha 01/02/21
Rebounds	18	vs North Dakota 01/08/21
Assists	4	vs Eastern Wash. 12/22/21
Steals	4	vs Florida 03/21/21, vs Jackson St. 12/17/22
Blocks	3	vs Central Okla. 12/14/19, at Kansas 01/24/22
FG Made	16	at Omaha 01/02/21
FG Attempts	23	at Omaha 01/02/21
3FG Made	6	at Omaha 01/02/21
3FG Attempts	12	vs Ohio St. 03/19/21
FT Made	16	vs South Dakota 01/17/19
FT Attempts	18	vs South Dakota 01/17/19

SEASON STATS

Opponent	Date	GS	MIN	Total		3-Pointers		Free throws		Rebounds				Scoring							
				FG-FGA	PCT	3FG-3FGA	PCT	FT-FTA	PCT	OFF	DEF	TOT	AVG	PF	A	TO	BLK	STL	PTS	AVG	
Northwestern St.	11/07/2022	*	26:04	2-7	.286	1-3	.333	4-4	1.000	1	3	4	4.0	2	2	2	0	1	9	9.0	
Texas Southern	11/10/2022	*	16:55	6-8	.750	1-1	1.000	0-0	.000	1	6	7	5.5	3	2	3	0	2	13	11.0	
Louisiana Tech	11/14/2022	*	35:03	5-11	.455	1-3	.333	4-6	.667	4	4	8	6.3	1	1	3	0	0	15	12.3	
vs Creighton	11/21/2022	*	27:23	5-11	.455	0-3	.000	0-0	.000	0	4	4	5.8	1	1	1	0	1	10	11.8	
vs Louisville	11/22/2022	*	21:35	6-9	.667	0-2	.000	3-3	1.000	2	3	5	5.6	3	0	1	0	1	15	12.4	
vs Ohio St.	11/23/2022	*	35:15	7-12	.583	2-4	.500	3-3	1.000	1	3	4	5.3	3	0	4	0	2	19	13.5	
Georgetown	11/30/2022	*	35:05	3-7	.429	0-2	.000	5-6	.833	2	5	7	5.6	3	0	1	0	1	11	13.1	
Nicholls	12/07/2022	*	27:09	7-13	.538	2-6	.333	4-4	1.000	2	5	7	5.8	5	1	1	0	0	20	14.0	
Eastern Wash.	12/13/2022	*	35:54	8-15	.533	1-5	.200	8-8	1.000	4	6	10	6.2	0	1	2	0	2	25	15.2	
vs Jackson St.	12/17/2022	*	27:16	6-11	.545	3-6	.500	1-2	.500	1	1	2	5.8	2	2	2	0	4	16	15.3	
Houston Christian	12/21/2022	*	24:46	7-12	.583	2-4	.500	6-6	1.000	1	8	9	6.1	2	2	0	1	1	22	15.9	
South Carolina St.	12/27/2022	*	23:23	6-10	.600	5-8	.625	7-8	.875	2	7	9	6.3	1	3	0	0	1	24	16.6	
at TCU	12/31/2022	*	23:09	2-7	.286	0-3	.000	2-4	.500	0	4	4	6.2	2	0	5	0	0	6	15.8	
Kansas	01/03/2023	*	36:56	8-14	.571	4-8	.500	6-7	.857	2	5	7	6.2	3	2	4	2	1	26	16.5	
Oklahoma	01/07/2023	*	44:34	5-17	.294	0-4	.000	5-6	.833	2	5	7	6.3	3	0	4	0	0	15	16.4	
at Iowa St.	01/10/2023	*	28:46	2-4	.500	0-2	.000	3-3	1.000	1	2	3	6.1	1	0	4	0	1	7	15.8	
at Texas	01/14/2023	*	33:24	3-8	.375	0-3	.000	2-4	.500	4	6	10	6.3	4	0	4	0	1	8	15.4	
Totals			17	502:37	88-176	.500	22-67	.328	63-74	.851	30	77	107	6.3	39	17	41	3	19	261	15.4

Player Averages

Games Played	Minutes/ game	Points/ game	FG Pct	3FG Pct	FT Pct	Rebounds/ game	Assists/ game	Turnovers/ game	Assist/Turnover ratio	Steals/ game	Blocks/ game
17	29.6	15.4	50.0	32.8	85.1	6.3	1.0	2.4	0.4	1.1	0.2



1 | LAMAR WASHINGTON

FRESHMAN | GUARD | PORTLAND, OREGON

COLLEGIATE CAREER PATH
2022-23: Texas Tech



Gatorade Oregon Player of the Year (2021 - Jefferson HS)
Played senior season at Compass Prep in Arizona
Recorded 2,135 points, 705 rebounds, 823 assists in prep career

CAREER STATS

SEASON	TEAM	GP-GS	MIN/AVG	Field Goals		3-Point		F-Throws		Rebounds				Scoring						
				FG-FGA	FG%	3FG-3FGA	3FG%	FT-FTA	FT%	OFF	DEF	TOT	AVG	PF-FO	A	TO	BLK	STL	PTS	AVG
2022-23	TTU	17-1	284/16.7	21-42	.500	2-12	.167	21-30	.700	5	32	37	2.2	31-0	37	21	5	16	65	3.8
TOTAL		17-1	284/16.7	21-42	.500	2-12	.167	21-30	.700	5	32	37	2.2	31-0	37	21	5	16	65	3.8

Single Game Highs

Statistic	Value	
Points	12	vs Nicholls 12/07/22
Rebounds	7	vs Nicholls 12/07/22, vs Louisville 11/22/22
Assists	5	vs Nicholls 12/07/22
Steals	3	vs Jackson St. 12/17/22, vs Houston Christian 12/21/22, vs South Carolina St. 12/27/22
Blocks	2	vs Jackson St. 12/17/22
FG Made	4	vs South Carolina St. 12/27/22
FG Attempts	5	4 times
3FG Made	1	vs Northwestern St. 11/07/22, vs Jackson St. 12/17/22
3FG Attempts	2	vs Northwestern St. 11/07/22, vs Eastern Wash. 12/13/22, vs Oklahoma 01/07/23
FT Made	12	vs Nicholls 12/07/22
FT Attempts	17	vs Nicholls 12/07/22

SEASON STATS

Opponent	Date	GS	MIN	Total		3-Pointers		Free throws		Rebounds				PF	A	TO	BLK	STL	PTS	AVG
				FG-FGA	PCT	3FG-3FGA	PCT	FT-FTA	PCT	OFF	DEF	TOT	AVG							
Northwestern St.	11/07/2022		15:11	1-3	.333	1-2	.500	0-0	.000	0	1	1	1.0	2	4	0	1	1	3	3.0
Texas Southern	11/10/2022		13:39	1-2	.500	0-0	.000	2-2	1.000	0	1	1	1.0	1	1	2	0	0	4	3.5
Louisiana Tech	11/14/2022		02:46	0-0	.000	0-0	.000	0-1	.000	0	0	0	0.7	2	2	1	0	0	0	2.3
vs Creighton	11/21/2022		05:48	0-0	.000	0-0	.000	0-0	.000	0	1	1	0.8	2	2	0	0	0	0	1.8
vs Louisville	11/22/2022		22:55	2-5	.400	0-1	.000	0-2	.000	1	6	7	2.0	2	4	5	0	1	4	2.2
vs Ohio St.	11/23/2022		08:57	0-0	.000	0-0	.000	0-0	.000	0	0	0	1.7	1	1	0	0	0	0	1.8
Georgetown	11/30/2022		00:52	0-0	.000	0-0	.000	0-0	.000	0	0	0	1.4	0	0	0	0	0	0	1.6
Nicholls	12/07/2022		28:25	0-1	.000	0-1	.000	12-17	.706	2	5	7	2.1	2	5	2	0	0	12	2.9
Eastern Wash.	12/13/2022		24:58	2-4	.500	0-2	.000	0-0	.000	0	1	1	2.0	3	4	1	1	2	4	3.0
vs Jackson St.	12/17/2022		21:52	3-3	1.000	1-1	1.000	1-1	1.000	0	3	3	2.1	1	2	1	2	3	8	3.5
Houston Christian	12/21/2022		13:32	2-2	1.000	0-0	.000	3-4	.750	0	1	1	2.0	1	1	3	0	3	7	3.8
South Carolina St.	12/27/2022		19:39	4-5	.800	0-1	.000	0-0	.000	1	0	1	1.9	4	3	2	0	3	8	4.2
at TCU	12/31/2022		22:45	1-3	.333	0-0	.000	1-1	1.000	0	1	1	1.8	1	3	1	0	2	3	4.1
Kansas	01/03/2023		20:59	2-5	.400	0-0	.000	0-0	.000	0	3	3	1.9	0	2	0	0	0	4	4.1
Oklahoma	01/07/2023	*	36:09	2-5	.400	0-2	.000	2-2	1.000	0	6	6	2.2	4	1	1	1	0	6	4.2
at Iowa St.	01/10/2023		15:54	0-1	.000	0-1	.000	0-0	.000	0	3	3	2.3	3	2	1	0	0	0	3.9
at Texas	01/14/2023		09:20	1-3	.333	0-1	.000	0-0	.000	1	0	1	2.2	2	0	1	0	1	2	3.8
Totals		1	283:40	21-42	.500	2-12	.167	21-30	.700	5	32	37	2.2	31	37	21	5	16	65	3.8

Player Averages


Games Played	Minutes/ game	Points/ game	FG Pct	3FG Pct	FT Pct	Rebounds/ game	Assists/ game	Turnovers/ game	Assist/Turnover ratio	Steals/ game	Blocks/ game
17	16.7	3.8	50.0	16.7	70.0	2.2	2.2	1.2	1.8	0.9	0.3



2 | POP ISAACS

FRESHMAN | GUARD | LAS VEGAS, NEVADA

COLLEGIATE CAREER PATH
2022-23: Texas Tech



Averaged 23 points per game as senior at Coronado HS
Four-Star Recruit by ESPN, Rivals and 247Sports
Earned Gold Medal playing for USA Basketball U16

CAREER STATS

SEASON	TEAM	GP-GS	MIN/AVG	Field Goals		3-Point		F-Throws		Rebounds				Scoring						
				FG-FGA	FG%	3FG-3FGA	3FG%	FT-FTA	FT%	OFF	DEF	TOT	AVG	PF-FO	A	TO	BLK	STL	PTS	AVG
2022-23	TTU	16-16	461/28.8	61-158	.386	41-101	.406	28-32	.875	1	31	32	2.0	23-0	44	39	0	21	191	11.9
TOTAL		16-16	461/28.8	61-158	.386	41-101	.406	28-32	.875	1	31	32	2.0	23-0	44	39	0	21	191	11.9

Single Game Highs

Statistic	Value	
Points	24	vs Nicholls 12/07/22
Rebounds	3	6 times
Assists	6	vs Houston Christian 12/21/22
Steals	4	vs Houston Christian 12/21/22
FG Made	7	at Texas 01/14/23
FG Attempts	19	at Texas 01/14/23
3FG Made	5	vs Nicholls 12/07/22, at TCU 12/31/22, at Texas 01/14/23
3FG Attempts	12	vs Eastern Wash. 12/13/22
FT Made	7	vs Nicholls 12/07/22
FT Attempts	8	vs Nicholls 12/07/22

SEASON STATS

Opponent	Date	GS	MIN	Total		3-Pointers		Free throws		Rebounds				PF	A	TO	BLK	STL	PTS	AVG	
				FG-FGA	PCT	3FG-3FGA	PCT	FT-FTA	PCT	OFF	DEF	TOT	AVG								
Northwestern St.	11/07/2022	*	18:09	2-4	.500	2-3	.667	0-0	.000	0	3	3	3.0	0	2	5	0	0	6	6.0	
Texas Southern	11/10/2022	*	23:37	1-8	.125	1-4	.250	3-4	.750	0	3	3	3.0	1	2	4	0	1	6	6.0	
Louisiana Tech	11/14/2022	*	24:35	3-6	.500	2-4	.500	2-3	.667	0	2	2	2.7	1	4	4	0	0	10	7.3	
vs Creighton	11/21/2022	*	34:27	4-8	.500	4-5	.800	1-2	.500	0	3	3	2.8	2	2	2	0	1	13	8.8	
vs Louisville	11/22/2022	*	21:45	2-6	.333	1-4	.250	0-0	.000	0	3	3	2.8	1	2	1	0	3	5	8.0	
vs Ohio St.	11/23/2022	*	33:16	3-9	.333	0-4	.000	2-2	1.000	0	2	2	2.7	2	5	2	0	1	8	8.0	
Georgetown	11/30/2022	*	29:18	4-12	.333	2-5	.400	0-0	.000	0	0	0	2.3	1	4	3	0	2	10	8.3	
Nicholls	12/07/2022	*	31:17	6-9	.667	5-6	.833	7-8	.875	0	1	1	2.1	2	3	3	0	1	24	10.3	
Eastern Wash.	12/13/2022	*	35:33	5-15	.333	3-12	.250	2-2	1.000	0	3	3	2.2	2	1	1	0	0	15	10.8	
vs Jackson St.	12/17/2022	*	22:39	2-8	.250	0-5	.000	2-2	1.000	1	1	2	2.2	0	2	1	0	3	6	10.3	
Houston Christian	12/21/2022	*	29:08	2-7	.286	2-6	.333	0-0	.000	0	0	0	2.0	3	6	2	0	4	6	9.9	
South Carolina St.	12/27/2022	*	21:01	5-6	.833	4-5	.800	0-0	.000	0	3	3	2.1	0	3	1	0	0	14	10.3	
at TCU	12/31/2022	*	34:24	6-14	.429	5-11	.455	0-0	.000	0	2	2	2.1	4	0	4	0	0	17	10.8	
Kansas	01/03/2023	*	33:51	6-14	.429	4-9	.444	2-2	1.000	0	1	1	2.0	1	2	2	0	2	18	11.3	
at Iowa St.	01/10/2023	*	32:01	3-13	.231	1-9	.111	3-3	1.000	0	2	2	2.0	1	3	3	0	3	10	11.2	
at Texas	01/14/2023	*	35:38	7-19	.368	5-9	.556	4-4	1.000	0	2	2	2.0	2	3	1	0	0	23	11.9	
Totals			16	460:40	61-158	.386	41-101	.406	28-32	.875	1	31	32	2.0	23	44	39	0	21	191	11.9

Player Averages

Games Played	Minutes/game	Points/game	FG Pct	3FG Pct	FT Pct	Rebounds/game	Assists/game	Turnovers/game	Assist/Turnover ratio	Steals/game	Blocks/game
16	28.8	11.9	38.6	40.6	87.5	2.0	2.8	2.4	1.1	1.3	0.0



3 | D'MAURIAN WILLIAMS

JUNIOR | GUARD | PHOENIX, ARIZONA

COLLEGIATE CAREER PATH

2020-21: Gardner-Webb
 2021-22: Gardner-Webb
 2022-23: Texas Tech



[D-Mar-E-Ann]

Comes into junior season with 731 career points and 131 assists
 Averaged 14.5 points per game last season as a sophomore
 Earned All-Freshman Big South Conference honors (2020-21)
 Graduated from Westview HS (Arizona) before Putnam Science Prep
 Scored 1,519 points at Westview HS; 2020 Prep National Championship

CAREER HIGHS

POINTS: 27* (vs. Columbia Int'l - 11/24/21) - **REBOUNDS: 10*** (vs. UNLV - 11/10/21) - **ASSISTS: 6*** (at HPU - 2/2/21 & Charleston Southern - 2/12/22)

*While playing for Gardner-Webb

SEASON	TEAM	GP-GS	MIN/AVG	Field Goals		3-Point		F-Throws		Rebounds				Scoring						
				FG-FGA	FG%	3FG-3FGA	3FG%	FT-FTA	FT%	OFF	DEF	TOT	AVG	PF-FO	A	TO	BLK	STL	PTS	AVG
2020-21	GW	26-5	624/24.0	93-228	.408	53-139	.381	41-60	.683	6	69	75	2.9	59-0	53	42	2	28	280	10.8
2021-22	GW	31-29	982/31.7	149-363	.410	79-201	.393	74-92	.804	13	131	144	4.6	60-0	78	55	5	29	451	14.5
2022-23	TTU	14-1	158/11.3	16-40	.400	9-26	.346	15-19	.789	2	21	23	1.6	14-0	11	13	1	8	56	4.0
TOTAL FOR TTU		14-1	158/11.3	16-40	.400	9-26	.346	15-19	.789	2	21	23	1.6	14-0	11	13	1	8	56	4.0
TOTAL		71-35	1764/24.9	258-631	.409	141-366	.385	130-171	.760	21	221	242	3.4	133-0	142	110	8	65	787	11.1

Single Game Highs

Statistic	Value	
Points	27	vs Columbia Int'l 11/24/21
Rebounds	10	at UNLV 11/10/21
Assists	6	at High Point 02/02/22, vs Charleston So. 02/12/22
Steals	3	7 times
Blocks	1	8 times
FG Made	11	vs Columbia Int'l 11/24/21
FG Attempts	17	vs UNC Asheville 02/23/22
3FG Made	6	vs Western Caro. 11/27/21
3FG Attempts	11	vs Western Caro. 11/27/21, vs Charleston So. 02/12/22
FT Made	6	vs USC Upstate 01/19/22
FT Attempts	8	at VMI 12/11/21

SEASON STATS

Opponent	Date	GS	MIN	FG-FGA	PCT	3FG-3FGA	PCT	FT-FTA	PCT	OFF	DEF	TOT	AVG	PF	A	TO	BLK	STL	PTS	AVG	
Northwestern St.	11/07/2022		13:19	2-3	.667	0-1	.000	2-2	1.000	0	1	1	1.0	1	0	4	0	1	6	6.0	
Texas Southern	11/10/2022		16:04	2-6	.333	1-2	.500	0-0	.000	0	0	0	0.5	1	1	0	0	0	5	5.5	
Louisiana Tech	11/14/2022		02:54	0-0	.000	0-0	.000	0-0	.000	0	0	0	0.3	0	0	1	0	0	0	3.7	
vs Creighton	11/21/2022		09:55	0-2	.000	0-2	.000	0-0	.000	0	0	0	0.3	1	3	0	0	1	0	2.8	
vs Louisville	11/22/2022		11:10	2-4	.500	2-4	.500	4-5	.800	1	2	3	0.8	3	1	2	0	0	10	4.2	
Georgetown	11/30/2022		16:07	2-4	.500	0-1	.000	2-2	1.000	0	1	1	0.8	1	0	1	0	1	6	4.5	
Nicholls	12/07/2022	*	17:27	0-2	.000	0-1	.000	2-2	1.000	0	3	3	1.1	2	0	4	0	0	2	4.1	
Eastern Wash.	12/13/2022		01:04	0-1	.000	0-1	.000	0-0	.000	0	0	0	1.0	0	0	0	0	0	0	3.6	
vs Jackson St.	12/17/2022		16:26	5-7	.714	5-7	.714	2-2	1.000	0	1	1	1.0	2	2	0	0	3	17	5.1	
Houston Christian	12/21/2022		10:42	1-3	.333	0-2	.000	0-0	.000	0	3	3	1.2	1	2	0	0	0	2	4.8	
South Carolina St.	12/27/2022		10:59	1-4	.250	0-2	.000	1-2	.500	0	6	6	1.6	0	2	1	0	1	3	4.6	
Oklahoma	01/07/2023		20:52	1-2	.500	1-1	1.000	2-4	.500	1	4	5	1.9	1	0	0	0	1	5	4.7	
at Iowa St.	01/10/2023		07:06	0-2	.000	0-2	.000	0-0	.000	0	0	0	1.8	1	0	0	1	0	0	4.3	
at Texas	01/14/2023		04:06	0-0	.000	0-0	.000	0-0	.000	0	0	0	1.6	0	0	0	0	0	0	4.0	
Totals			1	158:11	16-40	.400	9-26	.346	15-19	.789	2	21	23	1.6	14	11	13	1	8	56	4.0

Player Averages

Games Played	Minutes/game	Points/game	FG Pct	3FG Pct	FT Pct	Rebounds/game	Assists/game	Turnovers/game	Assist/Turnover ratio	Steals/game	Blocks/game
14	11.3	4.0	40.0	34.6	78.9	1.6	0.8	0.9	0.8	0.6	0.1



4 | ROBERT JENNINGS

FRESHMAN | GUARD | DESOTO, TEXAS

COLLEGIATE CAREER PATH

2022-23: Texas Tech



Averaged 17 points/10 rebounds at Texas Alliance of Christian Athletes
 Four-Star Recruit by ESPN
 Played at Desoto HS before being home schooled/playing at TACA

CAREER STATS

SEASON	TEAM	GP-GS	MIN/AVG	Field Goals		3-Point		F-Throws		Rebounds				Scoring						
				FG-FGA	FG%	3FG-3FGA	3FG%	FT-FTA	FT%	OFF	DEF	TOT	AVG	PF	FO A	TO	BLK	STL	PTS	AVG
2022-23	TTU	17-4	155/9.1	17-34	.500	2-5	.400	16-25	.640	15	21	36	2.1	18-0	2	6	2	7	52	3.1
TOTAL		17-4	155/9.1	17-34	.500	2-5	.400	16-25	.640	15	21	36	2.1	18-0	2	6	2	7	52	3.1

Single Game Highs

Statistic	Value	
Points	8	vs Houston Christian 12/21/22, vs Oklahoma 01/07/23, vs Louisville 11/22/22
Rebounds	6	vs South Carolina St. 12/27/22
Assists	1	vs Georgetown 11/30/22, vs Jackson St. 12/17/22
Steals	2	vs Jackson St. 12/17/22, vs Houston Christian 12/21/22
Blocks	1	vs Northwestern St. 11/07/22, vs Houston Christian 12/21/22
FG Made	3	vs Houston Christian 12/21/22, vs Louisville 11/22/22
FG Attempts	5	vs Houston Christian 12/21/22, vs Oklahoma 01/07/23, vs Louisville 11/22/22
3FG Made	1	vs Jackson St. 12/17/22, vs Oklahoma 01/07/23
3FG Attempts	2	vs Oklahoma 01/07/23
FT Made	3	vs South Carolina St. 12/27/22, vs Oklahoma 01/07/23
FT Attempts	5	vs Louisville 11/22/22

SEASON STATS

Opponent	Date	GS	MIN	Total		3-Pointers		Free throws		Rebounds				PF	A	TO	BLK	STL	PTS	AVG
				FG-FGA	PCT	3FG-3FGA	PCT	FT-FTA	PCT	OFF	DEF	TOT	AVG							
Northwestern St.	11/07/2022		10:04	2-3	.667	0-0	.000	2-2	1.000	1	3	4	4.0	0	0	0	1	0	6	6.0
Texas Southern	11/10/2022		07:08	0-1	.000	0-1	.000	2-2	1.000	1	2	3	3.5	2	0	0	0	0	2	4.0
Louisiana Tech	11/14/2022		00:50	0-1	.000	0-1	.000	0-0	.000	0	0	0	2.3	0	0	0	0	0	0	2.7
vs Creighton	11/21/2022		02:54	1-1	1.000	0-0	.000	0-0	.000	0	0	0	1.8	0	0	0	0	0	2	2.5
vs Louisville	11/22/2022		15:21	3-5	.600	0-0	.000	2-5	.400	1	2	3	2.0	3	0	1	0	0	8	3.6
vs Ohio St.	11/23/2022		06:55	0-1	.000	0-0	.000	0-0	.000	0	1	1	1.8	2	0	0	0	0	0	3.0
Georgetown	11/30/2022		08:10	0-0	.000	0-0	.000	0-0	.000	1	1	2	1.9	0	1	0	0	1	0	2.6
Nicholls	12/07/2022		08:39	1-2	.500	0-0	.000	1-4	.250	0	2	2	1.9	1	0	0	0	0	3	2.6
Eastern Wash.	12/13/2022	*	11:36	1-1	1.000	0-0	.000	1-1	1.000	0	1	1	1.8	1	0	1	0	1	3	2.7
vs Jackson St.	12/17/2022	*	16:34	1-4	.250	1-1	1.000	0-0	.000	1	1	2	1.8	0	1	0	0	2	3	2.7
Houston Christian	12/21/2022	*	13:11	3-5	.600	0-0	.000	2-2	1.000	3	2	5	2.1	1	0	2	1	2	8	3.2
South Carolina St.	12/27/2022		09:58	1-2	.500	0-0	.000	3-4	.750	4	2	6	2.4	4	0	1	0	0	5	3.3
at TCU	12/31/2022		06:14	0-1	.000	0-0	.000	0-0	.000	0	0	0	2.2	2	0	1	0	0	0	3.1
Kansas	01/03/2023		03:53	1-1	1.000	0-0	.000	0-0	.000	0	1	1	2.1	0	0	0	0	0	2	3.0
Oklahoma	01/07/2023	*	23:25	2-5	.400	1-2	.500	3-4	.750	2	1	3	2.2	1	0	0	0	1	8	3.3
at Iowa St.	01/10/2023		09:34	1-1	1.000	0-0	.000	0-1	.000	1	2	3	2.3	1	0	0	0	0	2	3.3
at Texas	01/14/2023		00:44	0-0	.000	0-0	.000	0-0	.000	0	0	0	2.1	0	0	0	0	0	0	3.1
Totals		4	155:11	17-34	.500	2-5	.400	16-25	.640	15	21	36	2.1	18	2	6	2	7	52	3.1

Player Averages

Games Played	Minutes/ game	Points/ game	FG Pct	3FG Pct	FT Pct	Rebounds/ game	Assists/ game	Turnovers/ game	Assist/Turnover ratio	Steals/ game	Blocks/ game
17	9.1	3.1	50.0	40.0	64.0	2.1	0.1	0.4	0.3	0.4	0.1



5 | KJ ALLEN

JUNIOR | FORWARD | LOS ANGELES, CALIFORNIA

COLLEGIATE CAREER PATH

2019-20: East Los Angeles
 2020-21: ELAC Canceled
 2021-22: Texas Tech
 2022-23: Texas Tech



Second season at Texas Tech
 Transferred to Tech after playing at East Los Angeles College
 Team at ELAC was featured on Netflix's Last Chance U
 Averaged 18.5 points, 9.3 rebounds in the 2019-20 season
 Full name is Kaelen Joel Allen

CAREER STATS

ALLEN, KJ

SEASON	TEAM	GP-GS	MIN/AVG	Field Goals		3-Point		F-Throws		Rebounds				Scoring						
				FG-FGA	FG%	3FG-3FGA	3FG%	FT-FTA	FT%	OFF	DEF	TOT	AVG	PF-FO	A	TO	BLK	STL	PTS	AVG
2021-22	TTU	19-0	144/7.6	16-30	.533	0-3	.000	5-14	.357	13	22	35	1.8	8-0	7	7	2	7	37	1.9
2022-23	TTU	14-0	181/12.9	22-35	.629	0-4	.000	8-14	.571	20	21	41	2.9	16-0	9	10	4	4	52	3.7
TOTAL		33-0	325/9.9	38-65	.585	0-7	.000	13-28	.464	33	43	76	2.3	24-0	16	17	6	11	89	2.7

Single Game Highs

Statistic	Value	
Points	15	vs Jackson St. 12/17/22
Rebounds	8	vs Kansas St. 02/28/22
Assists	2	5 times
Steals	2	vs Alabama St. 12/28/21, vs Oklahoma 02/22/22
Blocks	2	vs Louisiana Tech 11/14/22
FG Made	7	vs Jackson St. 12/17/22
FG Attempts	10	vs Jackson St. 12/17/22
3FG Attempts	1	7 times
FT Made	3	vs Eastern Wash. 12/13/22
FT Attempts	4	vs Lamar University 11/27/21, vs Eastern Wash. 12/13/22

SEASON STATS

Opponent	Date	GS	MIN	Total		3-Pointers		Free throws		Rebounds				PF	A	TO	BLK	STL	PTS	AVG
				FG-FGA	PCT	3FG-3FGA	PCT	FT-FTA	PCT	OFF	DEF	TOT	AVG							
Northwestern St.	11/07/2022		10:58	0-0	.000	0-0	.000	2-2	1.000	3	0	3	3.0	0	2	2	1	1	2	2.0
Texas Southern	11/10/2022		19:60	2-4	.500	0-0	.000	0-1	.000	2	2	4	3.5	0	0	0	1	0	4	3.0
Louisiana Tech	11/14/2022		12:28	0-1	.000	0-1	.000	0-0	.000	0	3	3	3.3	0	2	1	2	1	0	2.0
vs Creighton	11/21/2022		12:59	1-2	.500	0-1	.000	0-0	.000	3	2	5	3.8	0	1	0	0	0	2	2.0
vs Louisville	11/22/2022		10:09	1-3	.333	0-0	.000	1-1	1.000	1	0	1	3.2	2	0	0	0	0	3	2.2
vs Ohio St.	11/23/2022		03:36	1-1	1.000	0-0	.000	0-0	.000	0	0	0	2.7	0	0	0	0	0	2	2.2
Georgetown	11/30/2022		01:45	0-0	.000	0-0	.000	0-0	.000	0	0	0	2.3	1	0	1	0	0	0	1.9
Nicholls	12/07/2022		08:28	0-0	.000	0-0	.000	0-2	.000	1	0	1	2.1	0	0	0	0	0	0	1.6
Eastern Wash.	12/13/2022		18:38	1-2	.500	0-1	.000	3-4	.750	5	2	7	2.7	4	1	3	0	0	5	2.0
vs Jackson St.	12/17/2022		21:24	7-10	.700	0-1	.000	1-1	1.000	2	5	7	3.1	1	1	0	0	1	15	3.3
Houston Christian	12/21/2022		13:48	3-4	.750	0-0	.000	0-0	.000	0	2	2	3.0	3	0	0	0	0	6	3.5
South Carolina St.	12/27/2022		13:49	1-2	.500	0-0	.000	0-0	.000	1	1	2	2.9	2	2	0	0	0	2	3.4
at TCU	12/31/2022		20:25	4-5	.800	0-0	.000	1-3	.333	1	4	5	3.1	3	0	2	0	1	9	3.8
Kansas	01/03/2023		12:37	1-1	1.000	0-0	.000	0-0	.000	1	0	1	2.9	0	0	1	0	0	2	3.7
Totals		0	181:03	22-35	.629	0-4	.000	8-14	.571	20	21	41	2.9	16	9	10	4	4	52	3.7

Player Averages

Games Played	Minutes/game	Points/game	FG Pct	3FG Pct	FT Pct	Rebounds/game	Assists/game	Turnovers/game	Assist/Turnover ratio	Steals/game	Blocks/game
14	12.9	3.7	62.9	0.0	57.1	2.9	0.6	0.7	0.9	0.3	0.3



11 | FARDAWS AIMAQ

SENIOR | FORWARD | VANCOUVER, BRITISH COLUMBIA

[Far-daws A-mack]
 WAC Player of the Year (2020-21)
 WAC Defensive Player of the Year (2020-21 & 2021-22)
 Led nation with 15.0 rebounds per game in 2020-21
 Kareem Abdul-Jabbar Award Watch List (2023)
 41 Career Double-Doubles; Had 27 as a junior

COLLEGIATE CAREER PATH

2018-19: Mercer
 2019-20: Redshirt - Utah Valley
 2020-21: Utah Valley
 2021-22: Utah Valley
 2022-23: Texas Tech



CAREER HIGHS

POINTS: 34* (vs. Pepperdine - 11/15/21) - REBOUNDS: 25* (vs. Utah Tech - 2/13/21) - BLOCKS: 5* (vs Tarleton State - 1/30/22)

*While playing for Utah Valley University

SEASON	TEAM	GP-GS	MIN/AVG	Field Goals		3-Point		F-Throws		Rebounds				Scoring						
				FG-FGA	FG%	3FG-3FGA	3FG%	FT-FTA	FT%	OFF	DEF	TOT	AVG	PF-FO	A	TO	BLK	STL	PTS	AVG
2018-19	Mercer	29-5	432/14.9	62-120	.517	1-1	1.000	21-50	.420	65	88	153	5.3	71-0	7	40	22	6	146	5.0
2020-21	UVU	22-22	672/30.6	114-235	.485	1-1	1.000	76-123	.618	95	235	330	15.0	61-0	35	73	37	5	305	13.9
2021-22	UVU	32-32	1098/34.3	222-453	.490	20-46	.435	141-195	.723	96	339	435	13.6	86-2	55	95	40	22	605	18.9
2022-23	TTU	1-0	29/29.0	5-12	.417	1-3	.333	1-2	.500	2	3	5	5.0	1-0	2	3	0	0	12	12.0
TOTAL FOR TTU		1-0	29/29.0	5-12	.417	1-3	.333	1-2	.500	2	3	5	5.0	1-0	2	3	0	0	12	12.0
TOTAL		84-59	2231/26.6	403-820	.491	23-51	.451	239-370	.646	258	665	923	11.0	219-2	99	211	99	33	1068	12.7

Single Game Highs

Statistic	Value	
Points	34	at Pepperdine 11/15/21
Rebounds	25	vs Utah Tech 02/13/21
Assists	6	vs UTRGV 01/20/22
Steals	5	vs BYU 12/01/21
Blocks	5	vs Tarleton St. 01/30/21, vs Tarleton St. 01/01/22
FG Made	14	at Pepperdine 11/15/21
FG Attempts	24	at Pepperdine 11/15/21
3FG Made	2	4 times
3FG Attempts	6	at Wyoming 12/11/21
FT Made	13	at Seattle U 01/15/21
FT Attempts	16	vs Wyoming 12/12/20

SEASON STATS

Opponent	Date	GS	MIN	Total		3-Pointers		Free throws		Rebounds				PF	A	TO	BLK	STL	PTS	AVG
				FG-FGA	PCT	3FG-3FGA	PCT	FT-FTA	PCT	OFF	DEF	TOT	AVG							
at Texas	01/14/2023		28:58	5-12	.417	1-3	.333	1-2	.500	2	3	5	5.0	1	2	3	0	0	12	12.0
Totals		0	28:58	5-12	.417	1-3	.333	1-2	.500	2	3	5	5.0	1	2	3	0	0	12	12.0

Player Averages

Games Played	Minutes/game	Points/game	FG Pct	3FG Pct	FT Pct	Rebounds/game	Assists/game	Turnovers/game	Assist/Turnover ratio	Steals/game	Blocks/game
1	29.0	12.0	41.7	33.3	50.0	5.0	2.0	3.0	0.7	0.0	0.0



12 | DANIEL BATCHO

SOPHOMORE | FORWARD | PARIS, FRANCE

[Botch-Oh]
 Earned Maui Jim Maui All-Tournament Team
 Career-high 21 points against Ohio State in Maui
 Played 33 games as a reserve last season
 Redshirted freshman season at Arizona
 Speaks French, Russian and English

COLLEGIATE CAREER PATH
 2020-21: Redshirt - Arizona
 2021-22: Texas Tech
 2022-23: Texas Tech



CAREER STATS

DOUBLE-DOUBLES: 3 (12/10 against HCU; 15/13 against Georgetown; 12 points/10 rebounds vs. Northwestern State)

SEASON	TEAM	GP-GS	MIN/AVG	Field Goals		3-Point		F-Throws		Rebounds				Scoring						
				FG-FGA	FG%	3FG-3FGA	3FG%	FT-FTA	FT%	OFF	DEF	TOT	AVG	PF-FO	A	TO	BLK	STL	PTS	AVG
2021-22	TTU	33-0	326/9.9	24-38	.632	0-2	.000	24-40	.600	28	60	88	2.7	36-0	14	14	17	5	72	2.2
2022-23	TTU	14-13	376/26.9	56-85	.659	3-5	.600	30-54	.556	28	74	102	7.3	27-1	20	28	28	9	145	10.4
TOTAL		47-13	702/14.9	80-123	.650	3-7	.429	54-94	.574	56	134	190	4.0	63-1	34	42	45	14	217	4.6

Single Game Highs

Statistic	Value	
Points	21	vs Ohio St. 11/23/22
Rebounds	13	vs Georgetown 11/30/22
Assists	6	vs Omaha 11/23/21
Steals	3	vs Louisville 11/22/22
Blocks	6	vs Louisiana Tech 11/14/22
FG Made	7	vs Creighton 11/21/22, vs Georgetown 11/30/22, vs Ohio St. 11/23/22
FG Attempts	12	vs Creighton 11/21/22
3FG Made	1	vs Creighton 11/21/22, vs Georgetown 11/30/22, vs Ohio St. 11/23/22
3FG Attempts	1	7 times
FT Made	6	vs Ohio St. 11/23/22
FT Attempts	11	vs South Carolina St. 12/27/22

SEASON STATS

Opponent	Date	GS	MIN	Total		3-Pointers		Free throws		Rebounds				PF	A	TO	BLK	STL	PTS	AVG	
				FG-FGA	PCT	3FG-3FGA	PCT	FT-FTA	PCT	OFF	DEF	TOT	AVG								
Northwestern St.	11/07/2022	*	24:50	4-5	.800	0-0	.000	4-5	.800	3	7	10	10.0	0	4	1	0	1	12	12.0	
Texas Southern	11/10/2022	*	16:13	3-6	.500	0-0	.000	1-2	.500	2	2	4	7.0	2	0	0	1	0	7	9.5	
Louisiana Tech	11/14/2022	*	28:59	3-6	.500	0-0	.000	3-5	.600	1	6	7	7.0	3	0	2	6	0	9	9.3	
vs Creighton	11/21/2022	*	24:07	7-12	.583	1-1	1.000	2-3	.667	3	2	5	6.5	3	1	2	1	1	17	11.3	
vs Louisville	11/22/2022	*	25:16	2-5	.400	0-0	.000	5-6	.833	2	10	12	7.6	1	1	1	3	3	9	10.8	
vs Ohio St.	11/23/2022	*	34:14	7-10	.700	1-1	1.000	6-7	.857	3	3	6	7.3	4	2	2	0	1	21	12.5	
Georgetown	11/30/2022	*	35:00	7-9	.778	1-1	1.000	0-0	.000	3	10	13	8.1	1	2	5	1	1	15	12.9	
Nicholls	12/07/2022	*	35:20	6-7	.857	0-0	.000	2-7	.286	1	8	9	8.3	1	2	2	2	0	14	13.0	
Houston Christian	12/21/2022		21:28	5-7	.714	0-1	.000	2-4	.500	1	9	10	8.4	1	1	1	1	0	12	12.9	
South Carolina St.	12/27/2022	*	23:10	6-6	1.000	0-0	.000	5-11	.455	1	6	7	8.3	0	1	1	1	2	17	13.3	
at TCU	12/31/2022	*	30:12	1-1	1.000	0-0	.000	0-2	.000	5	4	9	8.4	4	2	3	5	0	2	12.3	
Kansas	01/03/2023	*	26:27	3-6	.500	0-0	.000	0-1	.000	3	3	6	8.2	1	1	1	3	0	6	11.8	
at Iowa St.	01/10/2023	*	31:41	2-4	.500	0-1	.000	0-1	.000	0	3	3	7.8	1	1	4	3	0	4	11.2	
at Texas	01/14/2023	*	19:11	0-1	.000	0-0	.000	0-0	.000	0	1	1	7.3	5	2	3	1	0	0	10.4	
Totals			13	376:08	56-85	.659	3-5	.600	30-54	.556	28	74	102	7.3	27	20	28	28	9	145	10.4

Player Averages

Games Played	Minutes/game	Points/game	FG Pct	3FG Pct	FT Pct	Rebounds/game	Assists/game	Turnovers/game	Assist/Turnover ratio	Steals/game	Blocks/game
14	26.9	10.4	65.9	60.0	55.6	7.3	1.4	2.0	0.7	0.6	2.0



13 | CJ WILLIAMS

FRESHMAN | GUARD | FAYETTEVILLE, ARKANSAS

COLLEGIATE CAREER PATH
2022-23: Texas Tech



Four-time All-State state selection at Fayetteville HS
Averaged 21 points, 6 rebounds and 5 assists as a senior
Helped lead Fayetteville HS to Class 6A West Championship
Had a 35-point performance with nine 3-pointers
Son of Tech assistant coach Corey Williams

CAREER STATS

SEASON	TEAM	GP-GS	MIN/AVG	Field Goals		3-Point		F-Throws		Rebounds				Scoring						
				FG-FGA	FG%	3FG-3FGA	3FG%	FT-FTA	FT%	OFF	DEF	TOT	AVG	PF	FO	A	TO	BLK	STL	PTS
2022-23	TTU	6-0	16/2.6	1-7	.143	0-3	.000	4-4	1.000	1	2	3	0.5	2-0	0	1	0	0	6	1.0
TOTAL		6-0	16/2.6	1-7	.143	0-3	.000	4-4	1.000	1	2	3	0.5	2-0	0	1	0	0	6	1.0

Single Game Highs

Statistic	Value
Points	2 vs Houston Christian 12/21/22, vs South Carolina St. 12/27/22, vs Louisville 11/22/22
Rebounds	1 vs Northwestern St. 11/07/22, at Iowa St. 01/10/23, vs Louisville 11/22/22
FG Made	1 vs South Carolina St. 12/27/22
FG Attempts	2 at Iowa St. 01/10/23
3FG Attempts	1 vs Jackson St. 12/17/22, vs Houston Christian 12/21/22, at Iowa St. 01/10/23
FT Made	2 vs Houston Christian 12/21/22, vs Louisville 11/22/22
FT Attempts	2 vs Houston Christian 12/21/22, vs Louisville 11/22/22

SEASON STATS

Opponent	Date	GS	MIN	Total		3-Pointers		Free throws		Rebounds				PF	A	TO	BLK	STL	PTS	AVG
				FG-FGA	PCT	3FG-3FGA	PCT	FT-FTA	PCT	OFF	DEF	TOT	AVG							
Northwestern St.	11/07/2022		03:00	0-1	.000	0-0	.000	0-0	.000	0	1	1	1.0	0	0	1	0	0	0	0.0
vs Louisville	11/22/2022		02:29	0-1	.000	0-0	.000	2-2	1.000	1	0	1	1.0	1	0	0	0	0	2	1.0
vs Jackson St.	12/17/2022		03:49	0-1	.000	0-1	.000	0-0	.000	0	0	0	0.7	1	0	0	0	0	0	0.7
Houston Christian	12/21/2022		02:56	0-1	.000	0-1	.000	2-2	1.000	0	0	0	0.5	0	0	0	0	0	2	1.0
South Carolina St.	12/27/2022		01:49	1-1	1.000	0-0	.000	0-0	.000	0	0	0	0.4	0	0	0	0	0	2	1.2
at Iowa St.	01/10/2023		01:40	0-2	.000	0-1	.000	0-0	.000	0	1	1	0.5	0	0	0	0	0	0	1.0
Totals		0	15:43	1-7	.143	0-3	.000	4-4	1.000	1	2	3	0.5	2	0	1	0	0	6	1.0

Player Averages

Games Played	Minutes/game	Points/game	FG Pct	3FG Pct	FT Pct	Rebounds/game	Assists/game	Turnovers/game	Assist/Turnover ratio	Steals/game	Blocks/game
6	2.6	1.0	14.3	0.0	100.0	0.5	0.0	0.2	0.0	0.0	0.0



20 | JAYLON TYSON

SOPHOMORE | GUARD | PLANO, TEXAS

COLLEGIATE CAREER PATH

2021-22: Texas and Tech

2022-23: Texas Tech



Recorded first career double-double at Texas (12points/14rebounds)
 Second season at Texas Tech after transferring in for Spring 2022
 Started collegiate career at Texas before entering the portal
 Played in eight games for the Longhorns
 2X All-State in HS at John Paul II... Team won state in junior season
 Averaged 22.3 points, 4.7 rebounds and 4.1 assists as a senior

CAREER STATS

SEASON	TEAM	GP-GS	MIN/AVG	Field Goals		3-Point		F-Throws		Rebounds				Scoring						
				FG-FGA	FG%	3FG-3FGA	3FG%	FT-FTA	FT%	OFF	DEF	TOT	AVG	PF-FO	A	TO	BLK	STL	PTS	AVG
2021-22	UT	8-0	56/7.0	6-15	.400	0-4	.000	2-3	.667	2	7	9	1.1	6-0	3	3	2	4	14	1.8
2022-23	TTU	16-16	412/25.7	57-119	.479	20-49	.408	17-23	.739	19	69	88	5.5	25-1	24	32	6	21	151	9.4
TOTAL FOR TTU		16-16	412/25.7	57-119	.479	20-49	.408	17-23	.739	19	69	88	5.5	25-1	24	32	6	21	151	9.4
TOTAL		24-16	468/19.5	63-134	.470	20-53	.377	19-26	.731	21	76	97	4.0	31-1	27	35	8	25	165	6.9

Single Game Highs

Statistic	Value	
Points	18	vs Georgetown 11/30/22
Rebounds	14	at Texas 01/14/23
Assists	5	vs Houston Christian 12/21/22
Steals	3	vs Georgetown 11/30/22, vs Kansas 01/03/23
Blocks	2	vs Oklahoma 01/07/23, vs Ohio St. 11/23/22
FG Made	7	vs Georgetown 11/30/22
FG Attempts	11	vs Texas Southern 11/10/22
3FG Made	4	vs Georgetown 11/30/22
3FG Attempts	6	vs South Carolina St. 12/27/22
FT Made	3	vs Louisville 11/22/22
FT Attempts	6	vs Louisville 11/22/22

SEASON STATS

Opponent	Date	GS	MIN	Total		3-Pointers		Free throws		Rebounds				PF	A	TO	BLK	STL	PTS	AVG	
				FG-FGA	PCT	3FG-3FGA	PCT	FT-FTA	PCT	OFF	DEF	TOT	AVG								
Northwestern St.	11/07/2022	*	18:17	3-4	.750	2-3	.667	0-0	.000	0	5	5	5.0	1	0	0	0	0	8	8.0	
Texas Southern	11/10/2022	*	20:20	6-11	.545	0-3	.000	1-1	1.000	0	3	3	4.0	0	0	1	0	2	13	10.5	
Louisiana Tech	11/14/2022	*	27:41	3-7	.429	1-2	.500	0-0	.000	1	2	3	3.7	3	0	3	1	2	7	9.3	
vs Creighton	11/21/2022	*	24:16	3-6	.500	1-1	1.000	2-2	1.000	2	3	5	4.0	3	1	2	0	1	9	9.3	
vs Louisville	11/22/2022	*	20:31	2-5	.400	1-3	.333	3-6	.500	0	3	3	3.8	0	1	0	0	2	8	9.0	
vs Ohio St.	11/23/2022	*	21:05	4-8	.500	2-3	.667	0-0	.000	5	1	6	4.2	1	0	1	2	1	10	9.2	
Georgetown	11/30/2022	*	30:01	7-10	.700	4-5	.800	0-0	.000	1	8	9	4.9	0	2	3	0	3	18	10.4	
Eastern Wash.	12/13/2022	*	33:26	2-8	.250	0-3	.000	0-0	.000	0	5	5	4.9	4	0	1	0	0	4	9.6	
vs Jackson St.	12/17/2022	*	15:54	4-7	.571	1-2	.500	2-2	1.000	2	3	5	4.9	2	2	1	0	2	11	9.8	
Houston Christian	12/21/2022	*	22:30	4-6	.667	1-1	1.000	2-2	1.000	0	1	1	4.5	1	5	3	0	0	11	9.9	
South Carolina St.	12/27/2022	*	22:20	4-8	.500	3-6	.500	2-4	.500	1	4	5	4.5	4	3	1	0	1	13	10.2	
at TCU	12/31/2022	*	27:31	3-6	.500	0-2	.000	2-2	1.000	0	4	4	4.5	0	4	3	0	2	8	10.0	
Kansas	01/03/2023	*	36:03	4-8	.500	2-2	1.000	0-0	.000	1	8	9	4.8	1	3	3	0	3	10	10.0	
Oklahoma	01/07/2023	*	38:26	1-8	.125	0-5	.000	2-2	1.000	1	6	7	5.0	0	2	5	2	2	4	9.6	
at Iowa St.	01/10/2023	*	16:43	2-8	.250	1-4	.250	0-0	.000	3	1	4	4.9	0	0	2	1	0	5	9.3	
at Texas	01/14/2023	*	36:49	5-9	.556	1-4	.250	1-2	.500	2	12	14	5.5	5	1	3	0	0	12	9.4	
Totals			16	411:52	57-119	.479	20-49	.408	17-23	.739	19	69	88	5.5	25	24	32	6	21	151	9.4

Player Averages

Games Played	Minutes/ game	Points/ game	FG Pct	3FG Pct	FT Pct	Rebounds/ game	Assists/ game	Turnovers/ game	Assist/Turnover ratio	Steals/ game	Blocks/ game
16	25.7	9.4	47.9	40.8	73.9	5.5	1.5	2.0	0.8	1.3	0.4



22 | ELIJAH FISHER

FRESHMAN | GUARD | TORONTO, ONTARIO, CANADA

COLLEGIATE CAREER PATH
2022-23: Texas Tech



5-Star by ESPN, Rivals and 247Sports
 Reclassified to play at Tech a season early
 Was the No. 15 ranked recruit nationally in the 2023 class
 Averaged 28 points, 13 rebounds and 7 assists as a junior at Crestwood Prep
 Chose Tech over Kansas, Baylor, Kentucky and Memphis (Held 21 offers)

CAREER STATS

SEASON	TEAM	GP-GS	MIN/AVG	Field Goals		3-Point		F-Throws		Rebounds				Scoring						
				FG-FGA	FG%	3FG-3FGA	3FG%	FT-FTA	FT%	OFF	DEF	TOT	AVG	PF	FO	A	TO	BLK	STL	PTS
2022-23	TTU	15-0	157/10.4	18-38	.474	3-11	.273	6-14	.429	4	16	20	1.3	15-0	8	8	2	2	45	3.0
TOTAL		15-0	157/10.4	18-38	.474	3-11	.273	6-14	.429	4	16	20	1.3	15-0	8	8	2	2	45	3.0

Single Game Highs

Statistic	Value	
Points	8	vs Jackson St. 12/17/22
Rebounds	3	vs Jackson St. 12/17/22, vs South Carolina St. 12/27/22, vs Oklahoma 01/07/23
Assists	2	vs South Carolina St. 12/27/22
Steals	1	vs Texas Southern 11/10/22, vs Ohio St. 11/23/22
Blocks	1	vs Northwestern St. 11/07/22, vs Louisville 11/22/22
FG Made	3	vs Texas Southern 11/10/22, vs Jackson St. 12/17/22
FG Attempts	6	vs Texas Southern 11/10/22
3FG Made	1	vs Texas Southern 11/10/22, vs Louisiana Tech 11/14/22, vs South Carolina St. 12/27/22
3FG Attempts	2	vs Texas Southern 11/10/22, vs South Carolina St. 12/27/22, vs Louisville 11/22/22
FT Made	2	vs Jackson St. 12/17/22
FT Attempts	6	vs Jackson St. 12/17/22

SEASON STATS

Opponent	Date	GS	MIN	Total		3-Pointers		Free throws		Rebounds				PF	A	TO	BLK	STL	PTS	AVG	
				FG-FGA	PCT	3FG-3FGA	PCT	FT-FTA	PCT	OFF	DEF	TOT	AVG								
Northwestern St.	11/07/2022		15:53	2-4	.500	0-1	.000	1-3	.333	0	2	2	2.0	3	0	2	1	0	5	5.0	
Texas Southern	11/10/2022		18:04	3-6	.500	1-2	.500	0-0	.000	0	1	1	1.5	1	1	1	0	1	7	6.0	
Louisiana Tech	11/14/2022		06:08	1-1	1.000	1-1	1.000	0-0	.000	0	0	0	1.0	0	0	1	0	0	3	5.0	
vs Creighton	11/21/2022		12:18	0-2	.000	0-0	.000	0-0	.000	0	1	1	1.0	1	0	0	0	0	0	3.8	
vs Louisville	11/22/2022		13:12	1-4	.250	0-2	.000	0-0	.000	1	1	2	1.2	1	1	1	1	0	2	3.4	
vs Ohio St.	11/23/2022		17:30	1-2	.500	0-1	.000	1-1	1.000	0	2	2	1.3	1	0	0	0	1	3	3.3	
Georgetown	11/30/2022		05:36	0-0	.000	0-0	.000	1-2	.500	0	0	0	1.1	2	0	1	0	0	1	3.0	
Nicholls	12/07/2022		01:53	0-0	.000	0-0	.000	0-0	.000	0	0	0	1.0	1	0	1	0	0	0	2.6	
Eastern Wash.	12/13/2022		03:15	1-2	.500	0-0	.000	0-0	.000	0	0	0	0.9	0	1	0	0	0	2	2.6	
vs Jackson St.	12/17/2022		13:46	3-4	.750	0-0	.000	2-6	.333	1	2	3	1.1	1	1	0	0	0	8	3.1	
Houston Christian	12/21/2022		08:11	2-2	1.000	0-0	.000	1-2	.500	0	1	1	1.1	1	1	0	0	0	5	3.3	
South Carolina St.	12/27/2022		17:19	2-4	.500	1-2	.500	0-0	.000	0	3	3	1.3	3	2	1	0	0	5	3.4	
Kansas	01/03/2023		02:40	0-0	.000	0-0	.000	0-0	.000	0	0	0	1.2	0	0	0	0	0	0	3.2	
Oklahoma	01/07/2023		08:09	1-5	.200	0-1	.000	0-0	.000	1	2	3	1.3	0	1	0	0	0	2	3.1	
at Iowa St.	01/10/2023		12:43	1-2	.500	0-1	.000	0-0	.000	1	1	2	1.3	0	0	0	0	0	2	3.0	
Totals			0	156:38	18-38	.474	3-11	.273	6-14	.429	4	16	20	1.3	15	8	8	2	2	45	3.0

Player Averages

Games Played	Minutes/game	Points/game	FG Pct	3FG Pct	FT Pct	Rebounds/game	Assists/game	Turnovers/game	Assist/Turnover ratio	Steals/game	Blocks/game
15	10.4	3.0	47.4	27.3	42.9	1.3	0.5	0.5	1.0	0.1	0.1



23 | DE'VION HARMON

SENIOR | GUARD | DENTON, TEXAS

COLLEGIATE CAREER PATH

2019-20: Oklahoma
 2020-21: Oklahoma
 2021-22: Oregon
 2022-23: Texas Tech



[Day-V-on)

Has two seasons of eligibility remaining after transferring from Oregon
 Played first two seasons at Oklahoma
 Was a two-time Texas Class 6A All-State selection at Denton Guyer HS
 Won gold playing for Team USA in the 2017 FIBA Americas U16 and
 2018 FIBA U17 World Cup where he averaged 13.1 ppg. and 3.4 assists

CAREER HIGHS

POINTS: 23* (vs. UTSA - 11/5/19 & vs. OSU - 2/27/2021) - **REBOUNDS: 7*** (at Iowa State - 2/20/21) - **Assists: 9** (Houston Christian - 12/21/2022)

*While playing for Oklahoma | ** While playing for Oregon

SEASON	TEAM	GP-GS	MIN/AVG	FG-FGA	FG%	3FG-3FGA	3FG%	FT-FTA	FT%	OFF	DEF	TOT	AVG	PF-FO	A	TO	BLK	STL	PTS	AVG
2019-20	OU	31-21	880/28.4	76-209	.364	35-102	.343	42-60	.700	6	49	55	1.8	38-0	61	41	3	35	229	7.4
2020-21	OU	25-23	797/31.9	124-260	.477	33-100	.330	41-56	.732	13	73	86	3.4	35-0	52	40	0	27	322	12.9
2021-22	Oregon	35-34	1099/31.4	134-323	.415	51-139	.367	58-79	.734	14	78	92	2.6	55-0	73	51	3	46	377	10.8
2022-23	TTU	17-17	525/30.9	77-166	.464	10-40	.250	49-70	.700	3	44	47	2.8	24-0	59	25	3	37	213	12.5
TOTAL FOR TTU		17-17	525/30.9	77-166	.464	10-40	.250	49-70	.700	3	44	47	2.8	24-0	59	25	3	37	213	12.5
TOTAL		108-95	3300/30.6	411-958	.429	129-381	.339	190-265	.717	36	244	280	2.6	152-0	245	157	9	145	1141	10.6

Single Game Highs

Statistic	Value	
Points	23	vs UTSA 11/05/19, vs Oklahoma St. 02/27/21, vs Oklahoma 01/07/23
Rebounds	7	at Iowa St. 02/20/21, at TCU 12/31/22
Assists	9	vs Houston Christian 12/21/22
Steals	6	vs Eastern Wash. 12/13/22
Blocks	2	vs UTSA 11/05/19, vs Chaminade 11/22/21, vs Louisiana Tech 11/14/22
FG Made	9	vs TCU 01/12/21, vs Oklahoma St. 02/27/21, vs Oklahoma 01/07/23
FG Attempts	17	vs Creighton 11/21/22
3FG Made	4	vs TCU 01/12/21, vs Kansas 01/23/21
3FG Attempts	10	vs Texas Southern 11/09/21
FT Made	6	vs Texas Southern 11/10/22, at Texas 01/14/23
FT Attempts	8	vs Texas Southern 11/10/22, at Texas 01/14/23

SEASON STATS

Opponent	Date	GS	MIN	Total		3-Pointers		Free throws		Rebounds				PF	A	TO	BLK	STL	PTS	AVG	
				FG-FGA	PCT	3FG-3FGA	PCT	FT-FTA	PCT	OFF	DEF	TOT	AVG								
Northwestern St.	11/07/2022	*	20:40	2-5	.400	1-2	.500	2-2	1.000	0	2	2	2.0	0	4	2	0	0	7	7.0	
Texas Southern	11/10/2022	*	23:49	3-6	.500	0-1	.000	6-8	.750	0	3	3	2.5	1	3	0	0	2	12	9.5	
Louisiana Tech	11/14/2022	*	36:13	6-8	.750	1-3	.333	2-3	.667	0	5	5	3.3	1	6	1	2	4	15	11.3	
vs Creighton	11/21/2022	*	34:31	6-17	.353	0-2	.000	0-0	.000	0	1	1	2.8	2	3	1	0	1	12	11.5	
vs Louisville	11/22/2022	*	23:38	1-2	.500	1-2	.500	1-2	.500	0	1	1	2.4	0	1	3	0	3	4	10.0	
vs Ohio St.	11/23/2022	*	32:42	5-11	.455	0-4	.000	0-0	.000	0	3	3	2.5	3	6	0	0	0	10	10.0	
Georgetown	11/30/2022	*	33:53	6-14	.429	1-4	.250	5-6	.833	1	2	3	2.6	1	2	1	0	4	18	11.1	
Nicholls	12/07/2022	*	39:03	1-8	.125	0-2	.000	1-2	.500	0	4	4	2.8	2	5	3	1	1	3	10.1	
Eastern Wash.	12/13/2022	*	35:36	7-16	.438	0-1	.000	5-7	.714	1	3	4	2.9	0	2	0	0	6	19	11.1	
vs Jackson St.	12/17/2022	*	25:18	3-5	.600	0-0	.000	4-5	.800	0	2	2	2.8	0	2	0	0	1	10	11.0	
Houston Christian	12/21/2022	*	28:25	8-10	.800	2-3	.667	4-6	.667	0	1	1	2.6	2	9	1	0	1	22	12.0	
South Carolina St.	12/27/2022	*	26:16	6-9	.667	0-2	.000	2-4	.500	0	1	1	2.5	2	7	3	0	1	14	12.2	
at TCU	12/31/2022	*	30:08	4-14	.286	2-6	.333	3-6	.500	0	7	7	2.8	2	2	2	0	5	13	12.2	
Kansas	01/03/2023	*	25:10	1-5	.200	0-1	.000	2-2	1.000	0	0	0	2.6	0	0	3	0	0	4	11.6	
Oklahoma	01/07/2023	*	42:30	9-15	.600	0-3	.000	5-7	.714	0	4	4	2.7	2	3	1	0	1	23	12.4	
at Iowa St.	01/10/2023	*	34:54	6-13	.462	1-3	.333	1-2	.500	0	5	5	2.9	3	4	4	0	5	14	12.5	
at Texas	01/14/2023	*	31:51	3-8	.375	1-1	1.000	6-8	.750	1	0	1	2.8	3	0	0	0	2	13	12.5	
Totals			17	524:37	77-166	.464	10-40	.250	49-70	.700	3	44	47	2.8	24	59	25	3	37	213	12.5

Player Averages

Games Played	Minutes/game	Points/game	FG Pct	3FG Pct	FT Pct	Rebounds/game	Assists/game	Turnovers/game	Assist/Turnover ratio	Steals/game	Blocks/game
17	30.9	12.5	46.4	25.0	70.0	2.8	3.5	1.5	2.4	2.2	0.2




24 | KERWIN WALTON

JUNIOR | GUARD | HOPKINS, MINNESOTA

COLLEGIATE CAREER PATH

2020-21: North Carolina
 2021-22: North Carolina
 2022-23: Texas Tech



First season at Tech after transferring from North Carolina
 Played two seasons for the Tar Heels where he made 81 3-pointers
 Led UNC with 58 3-pointers as a freshman
 Was a 4-Star recruit out of Hopkins HS in Minnesota
 Wears No. 24 to honor Kobe Bryant

CAREER STATS

POINTS: 19* (vs. Louisville - 2/20/21) - **REBOUNDS: 5*** (vs. Florida State - 3/12/2021) - **3FG MADE: 5*** (at Florida State - 2/20/21)

*While playing for North Carolina

SEASON	TEAM	GP-GS	MIN/AVG	FG-FGA	FG%	3FG-3FGA	3FG%	FT-FTA	FT%	OFF	DEF	TOT	AVG	PF	FO	A	TO	BLK	STL	PTS	AVG
2020-21	UNC	29-20	607/20.9	79-178	.444	58-138	.420	21-25	.840	8	42	50	1.7	30-0	53	34	5	15	237	8.2	
2021-22	UNC	31-1	414/13.4	38-102	.373	23-65	.354	7-7	1.000	7	31	38	1.2	33-0	13	18	4	7	106	3.4	
2022-23	TTU	15-0	170/11.3	16-36	.444	10-27	.370	5-6	.833	5	11	16	1.1	14-0	7	8	4	2	47	3.1	
TOTAL FOR TTU		15-0	170/11.3	16-36	.444	10-27	.370	5-6	.833	5	11	16	1.1	14-0	7	8	4	2	47	3.1	
TOTAL		75-21	1191/15.9	133-316	.421	91-230	.396	33-38	.868	20	84	104	1.4	77-0	73	60	13	24	390	5.2	

Single Game Highs

Statistic	Value	
Points	19	vs Louisville 02/20/21
Rebounds	5	vs Florida St. 03/12/21, vs Northwestern St. 11/07/22
Assists	4	4 times
Steals	2	4 times
Blocks	1	13 times
FG Made	7	vs Louisville 02/20/21
FG Attempts	13	at Florida St. 01/16/21
3FG Made	5	vs Louisville 02/20/21
3FG Attempts	10	at Florida St. 01/16/21, vs Florida St. 02/27/21
FT Made	4	vs Kentucky 12/19/20, vs Florida St. 02/27/21
FT Attempts	6	vs Virginia Tech 03/11/21

SEASON STATS

Opponent	Date	GS	MIN	Total		3-Pointers		Free throws		Rebounds				PF	A	TO	BLK	STL	PTS	AVG
				FG-FGA	PCT	3FG-3FGA	PCT	FT-FTA	PCT	OFF	DEF	TOT	AVG							
Northwestern St.	11/07/2022		23:35	4-7	.571	0-3	.000	1-2	.500	2	3	5	5.0	2	1	0	1	0	9	9.0
Texas Southern	11/10/2022		24:11	1-3	.333	1-3	.333	2-2	1.000	0	3	3	4.0	2	2	1	0	0	5	7.0
Louisiana Tech	11/14/2022		22:23	2-5	.400	1-3	.333	0-0	.000	0	2	2	3.3	2	1	1	0	1	5	6.3
vs Creighton	11/21/2022		11:22	0-1	.000	0-1	.000	0-0	.000	0	0	0	2.5	2	1	1	0	0	0	4.8
vs Louisville	11/22/2022		11:59	0-2	.000	0-1	.000	0-0	.000	1	0	1	2.2	2	1	0	0	1	0	3.8
vs Ohio St.	11/23/2022		06:30	0-1	.000	0-1	.000	0-0	.000	0	1	1	2.0	1	0	0	0	0	0	3.2
Georgetown	11/30/2022		04:13	0-1	.000	0-1	.000	0-0	.000	0	0	0	1.7	0	0	1	0	0	0	2.7
Nicholls	12/07/2022		02:19	0-0	.000	0-0	.000	0-0	.000	0	0	0	1.5	0	0	1	0	0	0	2.4
vs Jackson St.	12/17/2022		15:02	2-5	.400	2-4	.500	2-2	1.000	0	1	1	1.4	0	0	0	1	0	8	3.0
Houston Christian	12/21/2022		11:23	3-5	.600	2-4	.500	0-0	.000	1	0	1	1.4	2	0	1	1	0	8	3.5
South Carolina St.	12/27/2022		10:17	1-2	.500	1-2	.500	0-0	.000	0	1	1	1.4	0	0	1	0	0	3	3.5
at TCU	12/31/2022		05:12	1-1	1.000	1-1	1.000	0-0	.000	1	0	1	1.3	0	1	1	0	0	3	3.4
Kansas	01/03/2023		01:24	0-1	.000	0-1	.000	0-0	.000	0	0	0	1.2	0	0	0	0	0	0	3.2
Oklahoma	01/07/2023		10:55	0-0	.000	0-0	.000	0-0	.000	0	0	0	1.1	1	0	0	0	0	0	2.9
at Iowa St.	01/10/2023		08:58	2-2	1.000	2-2	1.000	0-0	.000	0	0	0	1.1	0	0	0	1	0	6	3.1
Totals		0	169:42	16-36	.444	10-27	.370	5-6	.833	5	11	16	1.1	14	7	8	4	2	47	3.1

Player Averages

Games Played	Minutes/game	Points/game	FG Pct	3FG Pct	FT Pct	Rebounds/game	Assists/game	Turnovers/game	Assist/Turnover ratio	Steals/game	Blocks/game
15	11.3	3.1	44.4	37.0	83.3	1.1	0.5	0.5	0.9	0.1	0.3



ADAMS' COACHING EXPERIENCE

Seasons, School, Position

1981-82, Clarendon College, Head Coach

1983-87, Wayland Baptist, Head Coach

1987-92, West Texas A&M, Head Coach

1992-97, Texas Pan American, Head Coach

2004-13, Howard College, Head Coach

2013-15, Texas Tech, Director of Operations

2015-16, Little Rock, Assistant Coach

2016-2021, Texas Tech, Associate Head Coach

2021-present, Texas Tech, Head Coach

HC | MARK ADAMS

2nd Season | Brownfield, Texas | Tech grad 1979
2022 Associated Press Big 12 Coach of Year

Mark Adams led Texas Tech to the NCAA Tournament Sweet 16 and a 27-10 record in his first season where he earned the 2022 Associated Press Big 12 Coach of the Year, was a Naismith National Coach of the Year finalist and the Jim Phelan National Coach of the Year.

A West Texas native and Tech graduate, Adams was named the 18th men's basketball head coach in program history by Director of Athletics Kirby Hocutt on April 6, 2021. The Red Raiders went 18-0 at home for the first time in program history, earned the third seed in the Big 12 Championship tournament where they reached to the finals for the second time in program history and advanced to the Sweet 16 for the fifth time since the expansion of the national tournament. His 27 wins were the most by a first-year head coach in Tech basketball history.

Adams was also one of four finalists for the Naismith National Coach of the Year in a season where the team began the year unranked before finishing at No. 12 in the Associated Press Top 25 Poll. Tech's success came with Adams constructing a new coaching staff that rolled out a team of eight newcomers and five returners. Under Adams, Texas Tech finished at No. 1 in the Kenpom.com adjusted defensive efficiency rating and was ninth nationally by holding opponents to only 38.6 percent shooting and 11th with teams averaging 60.6 points per game. The Red Raiders went 12-6 in conference play, including a 9-0 record against Big 12 teams at home.

An assistant and associate head coach within the program over the past five seasons, Adams has won at every level where he had recorded a 554-244 career record as a head coach before taking the Tech position. His list of accomplishments over the five years as Tech's associate head coach includes helping the program to 112 wins, making three straight NCAA Tournaments for the first time in history, winning the 2019 Big 12 regular-season championship and advancing to the 2018 Elite 8 and 2019 NCAA National Championship final.

A 1979 graduate of Texas Tech and Brownfield, Texas native who led Howard College to the 2010 NJCAA National Championship, Adams has extensive head coaching experience on his resume. His head coaching success includes Clarendon College (1981-82), Wayland Baptist (1983-87), West Texas A&M (1987-92), Texas Pan-American now Texas Rio Grande Valley (1992-97) and Howard College (2004-13). He was inducted into the Wayland Baptist Hall of Honor in September 2017 and to the NJCAA Men's Basketball Hall of Fame in 2020. He spent the 2013-14 and 2014-15 seasons as Tech's Director of Basketball Operations before returning for the 2016-17 season as the lead assistant and being promoted to associate head coach in 2019.

Widely regarded as one of the best defensive coaches at any level of basketball, Adams led Tech to the nation's top defensive efficiency rating during the run to the 2019 NCAA National Championship Final and leading the Big 12 by limiting opponents to only 63.2 points per game last season. The Red Raiders, who won the 2019 Big 12 Conference regular-season championship for the first time program history, were second in the country by holding teams to 37.0 percent shooting, third by limiting the opposition to 59.5 points per game and led the Big 12 with opponents only shooting 29.8 percent on 3-pointers during the run to the Final Four and the National Runner-Up finish. Tech was coming off a banner season in 2017-18 on the defensive end where it limited their opponents to 64.8 points per game and a 40.1 shooting percentage to pace the Big 12 conference in 2017-18. Both marks were ranked inside the NCAA's Top 20, and it marked the first time in program history that Texas Tech ended the season as the Big 12 leader in both defensive categories.

The Red Raiders finished the 2017-18 season with a 27-10 record, the program's first NCAA Elite Eight appearance and a program-best No. 6 final ranking in the USA Today/Coaches Top 25 poll. Texas Tech also captured a program-best second place finish in the Big 12 regular season and set a program single season mark with 11 Big 12 victories before it was broke the next season.

Adams served as an assistant coach on Chris Beard's Little Rock staff during the 2015-16 season. The Trojans started a historic campaign with 10 straight wins and finished with a 30-5 mark. Little Rock claimed the Sun Belt regular season and tournament titles, and the Trojans knocked off No. 12-ranked and fifth-seeded Purdue by an 85-83 margin in double overtime at the NCAA Tournament. The 15-game improvement for Little Rock was tied for the NCAA's top spot in 2015-16.

The Trojans were one of the nation's top defensive units and paced the Sun Belt conference in points per game (60.8), field goal percentage defense (39.5) and three-point field goal percentage defense (30.1). All three marks were among the NCAA's Top 30 fueled by 60.8 points per game which was fourth.

Adams led Howard College located in Big Spring, Texas to the 2010 NJCAA National Championship and was named the NJCAA's National Coach of the Year. The team was led by current Utah Jazz forward and NJCAA Player of the Year Jae Crowder who averaged 18.9 points, 9.0 rebounds, 2.5 assists and 2.4 steals under Adams in 2009-10. Crowder posted a career-high 14.2 points per game with the Boston Celtics in 2015-16.

Adams recorded 233 victories with the Hawks from 2004-13 and advanced to the NJCAA Regional Tournament in nine consecutive seasons. The 2006 team racked up a program single-season record 36 wins, and Charles Burgess tucked away the NJCAA Player of the Year award. Adams led his teams to three conference championships and six trips to the regional finals over his nine-year run.

Adams has earned 15 Coach of the Year honors during his tenure as a head coach. He also has captured six region, conference or district Coach of the Year honors over his career.

GAME 1 - NO. 25 TEXAS TECH 73, NORTHWESTERN STATE 49

GAME 2 - NO. 25 TEXAS TECH 78, TEXAS SOUTHERN 54



Official Basketball Box Score - Final
Northwestern St. at Texas Tech
11/07/22 United Supermarkets Arena, Lubbock
2022-23 Men's Basketball

Game Time: 8:50 PM
Game Duration: 1:59
Attendance: 15,098

Officials: Keith Kimble, Brooks Wells, Blanca Burns

Northwestern St. - 49
Record: 0-1
Table with columns: NO. Name, Min, FG, 3P, FT, Rebounds, Fouls, TP, AS, TO, ST, Blocks, +/-

Shooting By Period
1st FG% 9.27 33.3%
3PT% 5.16 31.2%
FT% 0.0 0%
2nd FG% 10.40 25.0%
3PT% 5.20 25.0%
FT% 1.1 100%



Official Basketball Box Score - Final
Texas Southern at Texas Tech
11/10/22 United Supermarkets Arena, Lubbock
2022-23 Men's Basketball

Game Time: 7:00 PM
Game Duration: 2:07
Attendance: 13,652

Officials: Gerry Pollard, Marques Pettigrew, Owen Shurt

Texas Southern - 54
Record: 0-2
Table with columns: NO. Name, Min, FG, 3P, FT, Rebounds, Fouls, TP, AS, TO, ST, Blocks, +/-

Shooting By Period
1st FG% 11.26 42.3%
3PT% 2.11 18.2%
FT% 4.8 50%
2nd FG% 10.34 29.4%
3PT% 2.7 28.6%
FT% 4.7 57.1%
GM FG% 21.60 55.0%
3PT% 4.18 22.2%
FT% 8.15 53.3%

Texas Tech - 73
Record: 1-0
Table with columns: NO. Name, Min, FG, 3P, FT, Rebounds, Fouls, TP, AS, TO, ST, Blocks, +/-

Shooting By Period
1st FG% 16.24 66.7%
3PT% 5.9 55.6%
FT% 5.7 71.4%
2nd FG% 8.22 36.4%
3PT% 2.9 22.2%
FT% 13.15 86.7%

NSU TTU
Biggest lead 3 (1st 16:42) 27 (2nd 16:14)
Best Scoring Run 9 (1st 16:42) 10 (1st 13:28)
Lead Changes 2
Times Tied 1
Time with Lead 01:19 36:15

Points from Turnovers NSU TTU
Paint 8 28
Second Chance 5 8
Fast Breaks 3 10
Bench 13 31

Period by Period Scoring
1st 2nd TOT
NSU 23 26 49
TTU 42 31 73

Texas Tech - 78
Record: 2-0
Table with columns: NO. Name, Min, FG, 3P, FT, Rebounds, Fouls, TP, AS, TO, ST, Blocks, +/-

Shooting By Period
1st FG% 17.29 58.6%
3PT% 3.8 37.5%
FT% 7.10 70%
2nd FG% 11.32 34.4%
3PT% 2.9 22.2%
FT% 10.12 83.3%
GM FG% 28.61 45.9%
3PT% 5.17 29.4%
FT% 17.22 77.3%

TSU TTU
Biggest lead 1 (1st 19:41) 32 (2nd 3:24)
Best Scoring Run 8 (2nd 1:56) 7 (1st 17:27)
Lead Changes 1
Times Tied 0
Time with Lead 00:42 38:59

Points from Turnovers TSU TTU
Paint 14 17
Second Chance 1 9
Fast Breaks 5 8
Bench 20 27

GAME 3 - NO. 23 TEXAS TECH 64, LOUISIANA TECH 55

GAME 4 - NO. 10 CREIGHTON 76, NO. 21 TEXAS TECH 65



Official Basketball Box Score - Final
Louisiana Tech at Texas Tech
11/14/22 United Supermarkets Arena, Lubbock
2022-23 Men's Basketball

Game Time: 7:00 PM
Game Duration: 2:07
Attendance: 13,027

Officials: Kipp Kissinger, Darron George, Amy Bonner

Louisiana Tech - 55
Record: 1-1
Table with columns: NO. Name, Min, FG, 3P, FT, Rebounds, Fouls, TP, AS, TO, ST, Blocks, +/-

Shooting By Period
1st FG% 9.24 37.5%
3PT% 4.14 28.6%
FT% 5.6 83.3%
2nd FG% 11.29 37.9%
3PT% 2.10 20.0%
FT% 4.5 80%

Texas Tech - 64
Record: 3-0
Table with columns: NO. Name, Min, FG, 3P, FT, Rebounds, Fouls, TP, AS, TO, ST, Blocks, +/-

Shooting By Period
1st FG% 11.24 45.8%
3PT% 5.11 45.5%
FT% 5.9 55.6%
2nd FG% 12.22 54.5%
3PT% 2.7 28.6%
FT% 6.9 66.7%

LTU TTU
Biggest lead 0 (1st 20:00) 15 (2nd 7:38)
Best Scoring Run 10 (1st 0:30) 8 (1st 16:38)
Lead Changes 0
Times Tied 0
Time with Lead 00:00 38:43

Points from Turnovers LTU TTU
Paint 24 26
Second Chance 7 6
Fast Breaks 4 15
Bench 20 8

Period by Period Scoring
1st 2nd TOT
TTU 32 32 64



Official Basketball Box Score - Final
Texas Tech at Creighton
11/21/22 Lahana Civic Center, Lahana
2022-23 Men's Basketball

Game Time: 9:30 AM
Game Duration: 1:53
Attendance: 2,400

Officials: Paul Szek, Byron Jarrett, Amy Bonner

Texas Tech - 65
Record: 3-1
Table with columns: NO. Name, Min, FG, 3P, FT, Rebounds, Fouls, TP, AS, TO, ST, Blocks, +/-

Shooting By Period
1st FG% 14.33 42.4%
3PT% 3.9 33.3%
FT% 0.0 0%
2nd FG% 13.29 44.8%
3PT% 3.7 42.9%
FT% 5.7 71.4%
GM FG% 27.62 43.5%
3PT% 6.16 37.5%
FT% 5.7 71.4%

Creighton - 76
Record: 5-0
Table with columns: NO. Name, Min, FG, 3P, FT, Rebounds, Fouls, TP, AS, TO, ST, Blocks, +/-

Shooting By Period
1st FG% 11.20 55.0%
3PT% 5.11 45.5%
FT% 4.4 100%
2nd FG% 16.29 55.2%
3PT% 4.9 44.4%
FT% 9.13 69.2%
GM FG% 27.49 55.1%
3PT% 9.20 45.0%
FT% 13.17 76.5%

TTU CRE
Biggest lead 7 (1st 16:21) 14 (2nd 6:58)
Best Scoring Run 5 (1st 16:21) 10 (1st 11:05)
Lead Changes 3
Times Tied 2
Time with Lead 06:42 29:16

Points from Turnovers TTU CRE
Paint 38 30
Second Chance 5 14
Fast Breaks 10 6
Bench 4 4

Period by Period Scoring
1st 2nd TOT
TTU 31 34 65
CRE 31 45 76

GAME 13 - NO. 18 TCU 67, TEXAS TECH 61



Official Basketball Box Score - Final
Texas Tech at TCU
12/31/22 Ed and Rae Schollmaier Arena, Fort Worth

Game Time: 11:50 AM
Game Duration: 2:19
Attendance: 5,899

Officials: Gary Maxwell, Kelly Saff, Rick Crawford

Table with columns: NO. Name, Min, FG, 3P, FT, Rebounds, Fouls, TP, AS, TO, ST, Blocks, +/-

Shooting By Period
1st FG% 14-30 46.7%
3PT% 4-13 30.8%
FT% 5-9 55.6%
2nd FG% 8-22 36.4%
3PT% 4-10 40.0%
FT% 4-9 44.4%
GM FG% 22-52 42.3%
3PT% 8-23 34.8%
FT% 9-18 50.0%

Table with columns: NO. Name, Min, FG, 3P, FT, Rebounds, Fouls, TP, AS, TO, ST, Blocks, +/-

Shooting By Period
1st FG% 9-26 30.8%
3PT% 1-8 12.5%
FT% 9-12 75%
2nd FG% 17-36 47.2%
3PT% 1-6 16.7%
FT% 6-8 75%
GM FG% 25-62 40.3%
3PT% 2-14 14.3%
FT% 15-20 75.0%

Points from Turnovers, Lead Changes, Times Tied, Time with Lead

GAME 14 - NO. 3 KANSAS 75, TEXAS TECH 72



Official Basketball Box Score - Final
Kansas at Texas Tech
01/03/23 United Supermarkets Arena, Lubbock

Game Time: 8:00 PM
Game Duration: 1:57
Attendance: 14,885

Officials: John Higgins, Gerry Polard, Terry Oglesby

Table with columns: NO. Name, Min, FG, 3P, FT, Rebounds, Fouls, TP, AS, TO, ST, Blocks, +/-

Shooting By Period
1st FG% 18-32 56.3%
3PT% 7-14 50.0%
FT% 0-0 0%
2nd FG% 13-31 41.9%
3PT% 4-10 40.0%
FT% 2-4 50%
GM FG% 31-63 49.2%
3PT% 11-24 45.8%
FT% 2-4 50.0%

Table with columns: NO. Name, Min, FG, 3P, FT, Rebounds, Fouls, TP, AS, TO, ST, Blocks, +/-

Shooting By Period
1st FG% 14-32 43.8%
3PT% 5-11 45.5%
FT% 3-3 100%
2nd FG% 12-23 52.2%
3PT% 5-10 50.0%
FT% 7-9 77.8%
GM FG% 26-55 47.3%
3PT% 10-21 47.6%
FT% 10-12 83.3%

Points from Turnovers, Lead Changes, Times Tied, Time with Lead

GAME 15 - OKLAHOMA 68, TEXAS TECH 63 (OVERTIME)



Official Basketball Box Score - Final
Oklahoma at Texas Tech
01/07/23 United Supermarkets Arena, Lubbock

Game Time: 6:00 PM
Game Duration: 2:20
Attendance: 14,062

Officials: Kipp Kissinger, Jeb Harniss, Bret Smith

Table with columns: NO. Name, Min, FG, 3P, FT, Rebounds, Fouls, TP, AS, TO, ST, Blocks, +/-

Shooting By Period
1st FG% 10-27 37.0%
3PT% 3-11 27.3%
FT% 1-1 100%
2nd FG% 12-29 41.4%
3PT% 1-5 20.0%
FT% 2-2 100%
OT FG% 5-9 55.6%
3PT% 0-1 0.0%
FT% 2-3 66.7%
GM FG% 27-65 41.5%
3PT% 9-17 52.9%
FT% 5-8 62.5%

Table with columns: NO. Name, Min, FG, 3P, FT, Rebounds, Fouls, TP, AS, TO, ST, Blocks, +/-

Shooting By Period
1st FG% 9-25 36.0%
3PT% 1-8 12.5%
FT% 4-6 66.7%
2nd FG% 11-25 44.0%
3PT% 0-5 0.0%
FT% 11-13 84.6%
OT FG% 1-7 14.3%
3PT% 1-4 25.0%
FT% 4-6 66.7%
GM FG% 21-57 36.8%
3PT% 2-18 11.1%
FT% 19-25 76.0%

Points from Turnovers, Lead Changes, Times Tied, Time with Lead

GAME 16 - NO. 14 IOWA STATE 84, TEXAS TECH 50



Official Basketball Box Score - Final
Texas Tech at #14 Iowa State
01/10/23 James H. Wilson Coliseum, Ames, Iowa

Game Time: 7:01 PM
Game Duration: 1:54
Attendance: 13,464

Officials: Gary Maxwell, Anino Petty, Roger Ayers

Table with columns: NO. Name, Min, FG, 3P, FT, Rebounds, Fouls, TP, AS, TO, ST, Blocks, +/-

Shooting By Period
1st FG% 8-23 34.8%
3PT% 2-11 18.2%
FT% 2-3 66.7%
2nd FG% 11-29 37.9%
3PT% 3-15 20.0%
FT% 5-7 71.4%
GM FG% 19-52 36.5%
3PT% 5-26 19.2%
FT% 7-10 70.0%

Table with columns: NO. Name, Min, FG, 3P, FT, Rebounds, Fouls, TP, AS, TO, ST, Blocks, +/-

Shooting By Period
1st FG% 15-33 45.5%
3PT% 7-13 53.8%
FT% 2-8 25%
2nd FG% 19-36 52.8%
3PT% 5-9 55.6%
FT% 2-2 100%
GM FG% 34-69 49.3%
3PT% 12-22 54.5%
FT% 4-10 40.0%

Points from Turnovers, Lead Changes, Times Tied, Time with Lead



Official Basketball Box Score - Final
Texas Tech at Texas
 01/14/23 Moody Center, Austin
 2022-23 Men's Basketball

Game Time: 7:00 PM
 Game Duration: 2:23
 Attendance: 11,313

Officials: Doug Sirmons, Mike Roberts, Brooks Wells

Texas Tech - 70

Record: 10-7 (0-5)

NO. Name	Min	FG			Rebounds			Fouls		TP	AS	TO	ST	Blocks		+/-
		M-A	3P M-A	FT M-A	OR	DR	TOT	PF	FD					BS	BA	
0 Kevin Obanor	F 33:23	3-8	0-3	2-4	4	6	10	4	3	8	0	4	1	0	1	9
12 Daniel Batcho	F 19:11	0-1	0-0	0-0	0	1	1	5	0	0	2	3	0	1	1	-8
2 Pop Isaacs	G 35:38	7-19	5-9	4-4	0	2	2	2	4	23	3	1	0	0	3	-4
20 Jaylon Tyson	G 36:49	5-9	1-4	1-2	2	12	14	5	1	12	1	3	0	0	0	-4
23 De'Vion Harmon	G 31:51	3-8	1-1	6-8	1	0	1	3	5	13	0	0	2	0	2	5
1 Lamar Washington	09:20	1-4	0-1	0-0	1	0	1	2	0	2	0	1	1	0	1	-6
11 Fardaws Aimaq	28:58	5-12	1-3	1-2	2	3	5	1	2	12	2	3	0	0	1	1
3 D'Maurian Williams	04:06	0-0	0-0	0-0	0	0	0	0	0	0	0	0	0	0	0	0
4 Robert Jennings	00:44	0-0	0-0	0-0	0	0	0	0	0	0	0	0	0	0	0	-3
Team					4	2	6			0		0				
Totals		24-61	8-21	14-20	14	26	40	22	15	70	8	15	4	1	9	-2

Shooting By Period		
1 st FG%	14-32	43.8%
3PT%	4-11	36.4%
FT%	2-2	100%
2 nd FG%	10-29	34.5%
3PT%	4-10	40.0%
FT%	12-18	66.7%
GM FG%	24-61	39.3%
3PT%	8-21	38.1%
FT%	14-20	70.0%

Dead Ball Rebounds: 2, 0

Technical Fouls: Aimaq 2nd 14:38

Texas - 72

Record: 15-2 (4-1)

NO. Name	Min	FG			Rebounds			Fouls		TP	AS	TO	ST	Blocks		+/-
		M-A	3P M-A	FT M-A	OR	DR	TOT	PF	FD					BS	BA	
0 Timmy Allen	F 28:31	6-9	0-1	5-6	0	2	2	3	5	17	2	4	0	0	0	-5
1 Dylan Disu	F 19:09	0-1	0-1	0-0	0	2	2	1	3	0	0	2	0	5	0	-9
23 Dillon Mitchell	F 20:05	1-1	0-0	0-1	2	3	5	0	1	2	1	0	1	1	0	-1
4 Tyrese Hunter	G 25:59	0-4	0-3	0-0	0	2	2	2	0	0	1	1	1	1	1	1
5 Marcus Carr	G 33:11	7-18	4-13	2-3	0	6	6	2	2	20	3	1	0	0	0	0
10 Sir'Jabari Rice	29:23	4-10	2-6	8-10	0	2	2	2	7	18	4	2	2	2	0	6
32 Christian Bishop	19:43	2-2	0-0	3-4	2	4	6	4	4	7	0	2	3	0	0	10
30 Brock Cunningham	13:05	1-4	1-2	0-0	0	2	2	1	0	3	0	0	0	0	0	6
2 Arterio Morris	10:54	2-4	1-2	0-0	0	0	0	0	0	5	1	1	0	0	0	2
Team					2	4	6			0		1				
Totals		23-53	8-28	18-24	6	27	33	15	22	72	12	14	7	9	1	2

Shooting By Period		
1 st FG%	9-26	34.6%
3PT%	2-13	15.4%
FT%	5-9	55.6%
2 nd FG%	14-27	51.9%
3PT%	6-15	40.0%
FT%	13-15	86.7%
GM FG%	23-53	43.4%
3PT%	8-28	28.6%
FT%	18-24	75.0%

Dead Ball Rebounds: 4, 0

Technical Fouls: NONE

	TTU	TEX
Biggest lead	12 (1 st 1:12)	7 (2 nd 9:17)
Best Scoring Run	7 (1 st 16:01)	9 (2 nd 10:31)
Lead Changes	2	
Times Tied	3	
Time with Lead	25:58	09:56

	TTU	TEX
Points from		
Turnovers	17	21
Paint	28	16
Second Chance	14	7
Fast Breaks	8	8
Bench	14	33

	Period by Period Scoring		
	1st	2nd	TOT
TTU	34	36	70
TEX	25	47	72

Opponent	Date	Score		Total		3-Pointers		Free throws		Rebounds								PTS	AVG	
				FG-FGA	PCT	3FG-3FGA	PCT	FT-FTA	PCT	OFF	DEF	TOT	AVG	PF	A	TO	BLK			STL
Northwestern St.	11/07/2022	73-49	W	24-46	.522	7-18	.389	18-22	.818	10	33	43	43.0	11	19	20	5	5	73	73.0
Texas Southern	11/10/2022	78-54	W	28-61	.459	5-17	.294	17-22	.773	9	28	37	40.0	14	12	12	2	8	78	75.5
Louisiana Tech	11/14/2022	64-55	W	23-46	.500	7-18	.389	11-18	.611	7	28	35	38.3	13	16	20	11	8	64	71.7
vs Creighton	11/21/2022	65-76	L	27-62	.435	6-16	.375	5-7	.714	11	17	28	35.8	17	15	9	1	6	65	70.0
vs Louisville	11/22/2022	70-38	W	22-51	.431	5-19	.263	21-32	.656	13	32	45	37.6	19	12	16	4	14	70	70.0
vs Ohio St.	11/23/2022	73-80	L	28-55	.509	5-18	.278	12-13	.923	9	16	25	35.5	18	14	10	2	6	73	70.5
Georgetown	11/30/2022	79-65	W	29-57	.509	8-19	.421	13-16	.813	13	28	41	36.3	10	11	19	1	13	79	71.7
Nicholls	12/07/2022	78-71	W	21-42	.500	7-16	.438	29-46	.630	8	29	37	36.4	16	16	18	3	2	78	72.5
Eastern Wash.	12/13/2022	77-70	W	27-64	.422	4-25	.160	19-22	.864	13	22	35	36.2	14	10	9	1	11	77	73.0
vs Jackson St.	12/17/2022	102-52	W	36-65	.554	13-28	.464	17-23	.739	8	20	28	35.4	10	15	8	3	19	102	75.9
Houston Christian	12/21/2022	111-67	W	40-64	.625	9-22	.409	22-28	.786	7	28	35	35.4	18	27	14	4	11	111	79.1
South Carolina St.	12/27/2022	110-71	W	38-59	.644	14-28	.500	20-33	.606	11	35	46	36.3	20	26	12	1	9	110	81.7
at TCU	12/31/2022	61-67	L	22-52	.423	8-23	.348	9-18	.500	9	26	35	36.2	18	12	23	5	10	61	80.1
Kansas	01/03/2023	72-75	L	26-55	.473	10-21	.476	10-12	.833	7	21	28	35.6	6	10	15	5	6	72	79.5
Oklahoma	01/07/2023	63-68	Lot	21-57	.368	2-18	.111	19-25	.760	10	29	39	35.8	12	7	13	3	5	63	78.4
at Iowa St.	01/10/2023	50-84	L	19-52	.365	5-26	.192	7-10	.700	7	21	28	35.3	11	10	19	6	9	50	76.6
at Texas	01/14/2023	70-72	L	24-60	.400	8-21	.381	14-20	.700	14	26	40	35.6	22	8	15	1	4	70	76.2
Total		1296		455-948	.480	123-353	.348	263-367	.717	166	439	605	35.6	249	240	252	58	146	1296	76.2
Opponents		1114		408-989	.413	129-396	.326	169-244	.693	164	371	535	31.5	307	214	275	67	131	1114	65.5

Texas Tech Averages

Games Played	Points/game	FG Pct	3FG Pct	FT Pct	Rebounds/game	Assists/game	Turnovers/game	Assist/Turnover ratio	Steals/game	Blocks/game
17	76.2	48.0	34.8	71.7	35.6	14.1	14.8	1.0	8.6	3.4

Summary

Player	Season Statistics										Career Statistics									
	GP-GS	MIN/G	FG%	3FG%	FT%	R/G	A/G	STL	BLK	PTS/G	GP-GS	MIN/G	FG%	3FG%	FT%	R/G	A/G	STL	BLK	PTS/G
AIMAQ, Fardaws	1-0	29.0	.417	.333	.500	5.0	2.0	0	0	12.0	84-59	26.6	.491	.451	.646	11.0	1.2	33	99	12.7
ALLEN, KJ	14-0	12.9	.629	.000	.571	2.9	0.6	4	4	3.7	33-0	9.9	.585	.000	.464	2.3	0.5	11	6	2.7
BATCHO, Daniel	14-13	26.9	.659	.600	.556	7.3	1.4	9	28	10.4	47-13	14.9	.650	.429	.574	4.0	0.7	14	45	4.6
FISHER, Elijah	15-0	10.4	.474	.273	.429	1.3	0.5	2	2	3.0	15-0	10.4	.474	.273	.429	1.3	0.5	2	2	3.0
HARMON, De'Vion	17-17	30.9	.464	.250	.700	2.8	3.5	37	3	12.5	108-95	30.6	.429	.339	.717	2.6	2.3	145	9	10.6
ISAACS, Pop	16-16	28.8	.386	.406	.875	2.0	2.8	21	0	11.9	16-16	28.8	.386	.406	.875	2.0	2.8	21	0	11.9
JENNINGS, Robert	17-4	9.1	.500	.400	.640	2.1	0.1	7	2	3.1	17-4	9.1	.500	.400	.640	2.1	0.1	7	2	3.1
OBANOR, Kevin	17-17	29.6	.500	.328	.851	6.3	1.0	19	3	15.4	140-121	26.7	.503	.386	.827	7.1	0.7	62	68	13.8
TYSON, Jaylon	16-16	25.7	.479	.408	.739	5.5	1.5	21	6	9.4	24-16	19.5	.470	.377	.731	4.0	1.1	25	8	6.9
WALTON, Kerwin	15-0	11.3	.444	.370	.833	1.1	0.5	2	4	3.1	75-21	15.9	.421	.396	.868	1.4	1.0	24	13	5.2
WASHINGTON, Lamar	17-1	16.7	.500	.167	.700	2.2	2.2	16	5	3.8	17-1	16.7	.500	.167	.700	2.2	2.2	16	5	3.8
WILLIAMS, CJ	6-0	2.6	.143	.000	1.000	0.5	0.0	0	0	1.0	6-0	2.6	.143	.000	1.000	0.5	0.0	0	0	1.0
WILLIAMS, D'Maurian	14-1	11.3	.400	.346	.789	1.6	0.8	8	1	4.0	71-35	24.9	.409	.385	.760	3.4	2.0	65	8	11.1

Scoring

Player	Season Statistics								Career Statistics							
	FG-FGA	FG%	3FG-3FGA	3FG%	FT-FTA	FT%	PTS	PTS/G	FG-FGA	FG%	3FG-3FGA	3FG%	FT-FTA	FT%	PTS	PTS/G
AIMAQ, Fardaws	5-12	.417	1-3	.333	1-2	.500	12	12.0	403-820	.491	23-51	.451	239-370	.646	1068	12.7
ALLEN, KJ	22-35	.629	0-4	.000	8-14	.571	52	3.7	38-65	.585	0-7	.000	13-28	.464	89	2.7
BATCHO, Daniel	56-85	.659	3-5	.600	30-54	.556	145	10.4	80-123	.650	3-7	.429	54-94	.574	217	4.6
FISHER, Elijah	18-38	.474	3-11	.273	6-14	.429	45	3.0	18-38	.474	3-11	.273	6-14	.429	45	3.0
HARMON, De'Vion	77-166	.464	10-40	.250	49-70	.700	213	12.5	411-958	.429	129-381	.339	190-265	.717	1141	10.6
ISAACS, Pop	61-158	.386	41-101	.406	28-32	.875	191	11.9	61-158	.386	41-101	.406	28-32	.875	191	11.9
JENNINGS, Robert	17-34	.500	2-5	.400	16-25	.640	52	3.1	17-34	.500	2-5	.400	16-25	.640	52	3.1
OBANOR, Kevin	88-176	.500	22-67	.328	63-74	.851	261	15.4	657-1306	.503	192-497	.386	431-521	.827	1937	13.8
TYSON, Jaylon	57-119	.479	20-49	.408	17-23	.739	151	9.4	63-134	.470	20-53	.377	19-26	.731	165	6.9
WALTON, Kerwin	16-36	.444	10-27	.370	5-6	.833	47	3.1	133-316	.421	91-230	.396	33-38	.868	390	5.2
WASHINGTON, Lamar	21-42	.500	2-12	.167	21-30	.700	65	3.8	21-42	.500	2-12	.167	21-30	.700	65	3.8
WILLIAMS, CJ	1-7	.143	0-3	.000	4-4	1.000	6	1.0	1-7	.143	0-3	.000	4-4	1.000	6	1.0
WILLIAMS, D'Maurian	16-40	.400	9-26	.346	15-19	.789	56	4.0	258-631	.409	141-366	.385	130-171	.760	787	11.1



0 **KEVIN OBANOR**
6-8 • S-Senior • Forward
Houston, Texas

1 **LAMAR WASHINGTON**
6-4 • Freshman • Guard
Portland, Oregon

2 **POP ISAACS**
6-2 • Freshman • Guard
Las Vegas, Nevada

3 **D'MAURIAN WILLIAMS**
6-3 • Junior • Guard
Phoenix, Arizona

4 **ROBERT JENNINGS**
6-7 • Freshman • Forward
Desoto, Texas



5 **KJ ALLEN**
6-6 • Junior • Forward
Los Angeles, California

11 **FARDAWS AIMAQ**
6-11 • Senior • Forward
Vancouver, BC

12 **DANIEL BATCHO**
6-11 • Sophomore • Forward
Paris, France

13 **CJ WILLIAMS**
6-1 • Freshman • Guard
Fayetteville, Arkansas



20 **JAYLON TYSON**
6-7 • Sophomore • Guard
Plano, Texas

22 **ELIJAH FISHER**
6-6 • Freshman • Guard
Toronto, Canada

23 **DE'VION HARMON**
6-2 • Senior • Guard
Denton, Texas

24 **KERWIN WALTON**
6-5 • Junior • Guard
Hopkins, Minnesota

NOVEMBER (5-2 RECORD)

- 7 Northwestern State • W, 73-49 • Lubbock, Texas
- 10 Texas Southern • W, 78-54 • Lubbock, Texas
- 14 Louisiana Tech • W, 64-55 • Lubbock, Texas
- 21 vs. No. 9 Creighton • L, 76-65 • Maui
- 22 vs. Louisville • W, 70-38 • Maui
- 23 vs. Ohio State • L, 80-73 • Maui
- 30 Georgetown • W, 79-65 • Lubbock, Texas

DECEMBER (5-1 RECORD)

- 7 Nicholls State • W, 78-71 • Lubbock, Texas
- 13 Eastern Washington • W, 77-70 • Lubbock, Texas
- 17 vs. Jackson State • W, 102-52 • Houston, Texas
- 21 Houston Christian • W, 111-67 • Lubbock, Texas
- 27 South Carolina State • W, 110-71 • Lubbock, Texas
- 31 at No. 18 TCU • L, 67-61 • Fort Worth, Texas

JANUARY (0-4 RECORD)

- 3 No. 3 Kansas • L, 75-72 • Lubbock, Texas
- 7 Oklahoma • L, 68-63 (OT) • Lubbock, Texas
- 10 at No. 14 Iowa State • L, 84-50 • Ames, Iowa
- 14 at No. 10 Texas • L, 72-70 • Austin, Texas
- 17 No. 21 Baylor • 8 p.m. • Lubbock, Texas
- 21 at No. 13 Kansas State • 1 p.m. • Manhattan, Kansas
- 25 West Virginia • 6 p.m. • Lubbock, Texas
- 28 at LSU • 1 p.m. • Baton Rouge, Louisiana
- 30 No. 14 Iowa State • 8 p.m. • Lubbock, Texas

FEBRUARY (0-0 RECORD)

- 4 at Baylor • Noon • Waco, Texas
- 8 at Oklahoma State • 7 p.m. • Stillwater, Oklahoma
- 11 Kansas State • 6 p.m. • Lubbock, Texas
- 13 Texas • 8 p.m. • Lubbock, Texas
- 18 at West Virginia • 11 a.m. • Morgantown, WV
- 21 at Oklahoma • 8 p.m. • Norman, Oklahoma
- 25 TCU • 11 a.m. • Lubbock, Texas
- 28 at Kansas • 8 p.m. • Lawrence, Kansas

MARCH (0-0 RECORD)

- 4 Oklahoma State • 5 p.m. • Lubbock, Texas
- 8-11 Big 12 Tournament • Kansas City
- 14-15 NCAA First Four • Dayton, Ohio
- 16-19 NCAA First/Second Rounds • TBD
- 23-26 NCAA Sweet 16 & Elite 8 • TBD

APRIL (NCAA CHAMPIONSHIP)

- 1 Final Four • Houston, Texas (NRG Stadium)
- 3 Championship Final • Houston, Texas (NRG Stadium)



MARK ADAMS Head Coach

AL PINKINS Assistant Coach

COREY WILLIAMS Assistant Coach

STEVE GREEN Assistant Coach

SEAN SUTTON Executive Advisor

RICK COOPER Chief of Staff

DARRYL DORA Player Personnel

DARBY RICH Strength & Conditioning

MIKE NEAL Athletic Trainer

GEORGE NEILSON Scouting Director



JAMAAL SCOTT Academic Advisor

MATT SCHERBENSKE Recruiting Director

TAYLOR SINCLAIR Operations

COOPER ANDERSON Operations

LUKE ADAMS Player Development


JONATHAN HOLMES Grad Assistant

MASAHIRO YAMAGA Grad Assistant

GINO SAUCEDO Grad Assistant

TY NURSE Grad Assistant

KAVIN GILDER-TILBURY Grad Assistant



BRIANA WHITAKER Executive Assistant

DOUG HALCOMB Character Advisor

JOHN BLOOM S&C Assistant

BEAU MARTIN Student Assistant

ERIC SIELHANT Student Assistant

MARLEI BURROWES Student Assistant

KADE SPEARS Student Assistant

JACOB HIRST Student Assistant

KADEN MCKEAN Student Assistant

TYREKE SHANKLIN Student Assistant

TYLER BENEDICT Student Assistant

TYE SCOGIN Student Assistant

WYATT YOUNG Student Assistant