



# HORNED FROGS BASKETBALL

FORT WORTH, TEXAS

## SCHEDULE/RESULTS

### NOVEMBER

Date	Opponent	AP Rank	TV	Time/Result
Mon. 7	UABP	14/-	Big 12 Now	W, 73-72
Fri. 11	Lamar	14/-	Big 12 Now	W, 77-66
Mon. 14	Northwestern St.	15/-	Big 12 Now	L, 64-63
Thurs. 17	ULM	15/-	Big 12 Now	W, 95-60
Fri. 25	vs. Cal ^	RV/-	CBSSN	W, 59-48
Sat. 26	vs. Iowa ^	RV/25	CBSSN	W, 79-66
Wed. 30	Providence \$	RV/-	Big 12 Now	W, 75-62

### DECEMBER

Tues. 6	Jackson State	24/-	Big 12 Now	W, 78-51
Sat. 10	vs. SMU	24/-	ESPN2	W, 83-75
Sun. 18	Miss. Valley St.	21/-	Big 12 Now	W, 88-43
Wed. 21	vs. Utah	20/-	Pac-12 Mountain	W, 75-71
Wed. 28	Central Arkansas	18/-	Big 12 Now	W, 103-57
Sat. 31	Texas Tech *	18/RV	ESPNU	W, 67-61

### JANUARY

Wed. 4	at Baylor*	17/19	ESPN2	8 p.m.
Sat. 7	Iowa State*	17/25	ESPNU	1 p.m.
Wed. 11	at Texas*	-/-	ESPN2/U	8 p.m.
Sat. 14	Kansas State *	-/-	ESPN2/U	1 p.m.
Wed. 18	at West Virginia*	-/-	Big 12 Now	6 p.m.
Sat. 21	at Kansas*	-/-	CBS	Noon
Tues. 24	Oklahoma*	-/-	Big 12 Now	7 p.m.
Sat. 28	vs. Miss. State %	-/-	ESPN2	3 p.m.
Tues. 31	West Virginia*	-/-	ESPN2	8 p.m.

### FEBRUARY

Sat. 4	at Oklahoma State* -/	-/	Big 12 Now	1 p.m.
Tue. 7	at Kansas State* -/	-/	ESPNU	8 p.m.
Sat. 11	Baylor* -/	-/	ESPN2	3 p.m.
Wed. 15	at Iowa State* -/	-/	ESPN2/U	8 p.m.
Sat. 18	Oklahoma State -/	-/	Big 12 Now	1 p.m.
Mon. 20	Kansas* -/	-/	ESPN	8 p.m.
Sat. 25	at Texas Tech* -/	-/	ESPN2/U	11 a.m.

### MARCH

Wed. 1	Texas*	-/	ESPN2/U	8 p.m.
Sat. 4	Kansas*	-/	Big 12 Now	2 p.m.
Wed 8-Sat			Big 12 Championship	TBA

### ALL TIMES CENTRAL

\* - Big 12 Conference game

^ - Emerald Coast Classic

6 - at Dickies Arena

% - SEC/Big 12 Challenge

\$ - Big 12/Big EAST Battle

## FOLLOW TCU BASKETBALL

f /TCUBasketball

@TCUBasketball

TCUMBB

Website  
www.GoFrogs.com

## TCU ATHLETIC COMMUNICATIONS

MBB Contact: Steven Schoon // E: s.schoon@tcu.edu  
O: 817-257-5299 // C: 620-218-1693

Address: Athletic Communications Office  
TCU Box 297600 // Fort Worth, Texas, 76129

JAN. 4 | FERRELL CENTER (10,284) | WACO, TEXAS | 8 PM



## #17 TCU Horned Frogs (12-1, 1-0 Big 12)

HC: Jamie Dixon (TCU '87) ■ At TCU: 129-85 (7th) ■ Career: 457-208 (20th)



## VS. #19 BAYLOR Bears (10-3, 0-1 Big 12)

HC: Scott Drew (Butler '93) ■ At School: 407-225 (20th) ■ Career: 427-236 (21st)

## PROBABLE STARTERS

Po.	No.	Name	Hgt.	Wt.	Yr.	Ppg	Rpg	Apq	Hometown
G	1	Mike Miles Jr.	6-2	205	Jr.	18.6	3.1	3.2	Highland Hills, Texas
G	10	Damion Baugh	6-4	194	Sr.	11.7	4.4	4.7	Nashville, Tenn.
F	5	Chuck O'Bannon Jr.	6-6	212	R-Sr.	8.7	4.2	1.3	Las Vegas, Nev.
F	2	Emanuel Miller	6-7	217	Sr.	14.2	6.2	2.0	Scarborough, Ontario
C	4	Eddie Lampkin Jr.	6-11	263	So.	7.0	7.4	1.3	Houston, Texas

## GAME INFORMATION

Broadcast: ESPN2

Play-By-Play: Rich Hollenberg

Analyst: Fran Fraschilla

Online: WatchESPN // ESPN App.

Radio: KLIF 570 AM | XM/SXM Ap: 149/953

Play-By-Play: Brian Estridge

Analyst: John Denton

Online: HFTV // TuneIn // Varsity

Series: Baylor leads 103-85

In Fort Worth: TCU leads 45-43

In Waco: Baylor leads 55-37

Neutral: Baylor leads 5-3

First Meeting:

Baylor won 37-6 (1908-09) in Waco

Last Meeting:

Baylor won 72-62 (2/19/22) in Waco

Winning Streak: BU, W3

Dixon vs. Baylor: 4-7

## RANKINGS

TCU

AP: 17

Coaches: 19

KenPom: 34

NET: 36

BU

AP: 17

Coaches: 16

KenPom: 20

NET: 24

## NOTES

- No. 17 TCU (12-1, 1-0) will take its 10-game win streak, which ranks sixth nationally, to No. 19 Baylor (10-3, 0-1) for an 8 p.m. game at the Ferrell Center in Waco, Texas. The game will be shown on ESPN2.
- TCU is seeking its first 2-0 start in conference play since 2020 when it started 3-0.
- A ranked TCU team will be facing a ranked opponent for the first time since Jan. 12, 2019.
- Of TCU's 30 wins over AP Top 25 teams in its history, 14 have come in the last six seasons under Dixon.
- TCU's five wins over ranked teams last season was the most in one season in its history.
- TCU is ranked for the fifth consecutive week in the AP Top 25 Poll, and the seventh week overall, currently at 17.
- Of all 362 NCAA DI teams, TCU has the toughest schedule remaining.
- TCU has at least 12 wins through 13 games for the sixth time in program history and the third time under Dixon.
- TCU's 10-game win streak is its longest since winning 12 straight to open the 2017-18 season.
- Big 12 Preseason Player of the Year Mike Miles Jr. ranks second in the Big 12 with 18.6 points per game.
- Miles has scored 10 or more points in 15-straight games that he has played.
- Miles went over 1,000 career points last time out against Texas Tech. He ranks 39th at 1,001 career points.
- Miles is one of three players in the Power 5 that is averaging at least 18 points, 3.0 rebounds and 3.0 assists.
- Emanuel Miller ranks 12th in the Big 12 with 14.2 points per game and has averaged 19 points over his last three games. He has scored in double figures in nine of his 10 games played.
- Eddie Lampkin Jr., ranks fifth in the Big 12 with 7.4 rebounds per game.
- Lampkin leads the Big 12 with and ranks sixth nationally with 4.0 offensive rebounds per game.
- Lampkin brings down 18.2 percent of all TCU missed shots, which ranks eighth nationally.
- TCU is one of the top rebounding teams in the Big 12 and ranking first with 13.3 offensive rebounds per game and 39.7 rebounds per game.
- TCU leads the nation with 21.7 fastbreak points per game.
- TCU ranks second in the Big 12 and 22nd nationally in assist/turnover ratio at 1.47. Last season, TCU was 0.94.
- TCU ranks second in the Big 12 and sixth nationally with a +6.2 turnover margin.
- TCU has averaged 10.3 turnovers in its last four games.
- TCU ranks fourth in the Big 12 and 17th nationally in adjusted defensive efficiency (90.5).
- TCU ranks eighth nationally with 43.1 percent its total minutes played coming from nonstarters.
- Under Dixon in Schollmaier Arena, TCU is 85-30 overall and 29-25 in Big 12 games.

## LAST TIME OUT

- Trailing by as many as 13, No. 18 TCU clawed its way back into the game with help of 23 points from junior guard Mike Miles Jr., to win its Big12 Conference opener, 67-61, to Texas Tech Saturday afternoon.
- TCU tied a season-high with 14 steals and has at least 10 steals in each of the last four games.
- Emanuel Miller scored 16 points. It was his seventh-straight game scoring in double figures.

## ABOUT THE OPPONENT

- Baylor has dropped its conference opener, 77-62, at Iowa State on Saturday.
- The Bears are led by guard Adam Flagler, who ranks sixth in the Big 12 with 16.5 points per game.
- Flagler's 3.3 3-pointers per game leads the conference and ranks 15th nationally.

## SERIES HISTORY

- Baylor leads the all-time series 103-85 and has won the last three games.
- Emanuel Miller and Micah Peavy each had 16 points in last season's 72-62 loss at Baylor.
- TCU has dropped the last three in Waco. It's last win at Baylor was on Jan. 2, 2018, an 81-78 win over the Bears. That meeting was also the last time TCU (16) was ranked higher than Baylor (unranked) in a game.

## UP NEXT

- TCU will host No. 25 Iowa State on Saturday at 1 p.m. on ESPNU.

## NUMERICAL ROSTER

No.	Name	Pos.	Ht.	Wt.	Yr.-Exp.	Hometown (High School) / Previous School
0	Micah Peavy	G	6-7	215	Jr.	Cibolo, Texas (Duncanville HS) / Texas Tech
1	Mike Miles Jr.	G	6-2	205	Jr.	Highland Hills, Texas (Lancaster HS)
2	Emanuel Miller	F	6-7	217	Sr.	Scarborough, Ontario (Prolific Prep - Calif.) / Texas A&M
3	PJ Haggerty	G	6-3	192	Fr.	Crosby, Texas (Crosby HS)
4	Eddie Lampkin Jr.	C	6-11	263	So.	Katy, Texas (Morton Ranch HS)
5	Chuck O'Bannon Jr.	F	6-6	212	R-Sr.	Las Vegas, Nev. (Bishop Gorman - Calif.) / USC
10	Damion Baugh	G	6-4	194	Sr.	Nashville, Tenn. (Tennessee Prep Academy) / Memphis
11	Rondel Walker	G	6-5	180	Jr.	Midwest City, Okla. (Putnam City West HS) / Oklahoma State
12	Xavier Cork	F	6-9	230	Jr.	Sulphur Springs, Texas (Sulphur Springs HS) / Western Carolina
13	Shahada Wells	G	6-0	183	R-Jr.	Amarillo, Texas (Tascosa) / Tyler JC / UT Arlington
14	Michael Niemann*	G	6-2	180	Fr.	Frisco, Texas / Wakeland HS
21	JaKobe Coles	F	6-7	216	So.	Denton, Texas (Guyer HS) / Butler
22	Tyler Lundblade*	G	6-6	205	R-Fr.	Dallas, Texas (Greensboro Day School) / SMU
25	Souleymane Doumbia	C	6-11	240	Jr.	Abidjan, Ivory Coast / Navarro College
30	Darius Ford*	G	5-10	152	So.	Fort Worth, Texas / Paul Laurence Dunbar YMLA
33	Trey Stuart*	G	6-1	168	Fr.	Weatherford, Texas / Brock HS
35	Cole Despie*	G	6-3	180	So.	San Jose, Calif. / Bellarmine College Prep
55	Zach Gonsoulin*	G	6-0	157	Fr.	Houston, Texas / IMG Academy - Fla.)

\* denotes walk-on

## COACHES & STAFF

Staff Position	Name	Graduated From	Year at TCU
Head Coach:	Jamie Dixon	TCU, '87	Seventh season at TCU
Associate Head Coach:	Tony Benford	Texas Tech, '86	Fourth season at TCU
Assistant Coach:	Duane Broussard	Bradley, '93	Fourth season at TCU
Assistant Coach:	Jamie McNeilly	New Orleans, '07	Second season at TCU
Assistant AD, Men's Basketball Operations:	Thomas Montigel	TCU, '14	Seventh season at TCU
Director of Player Development:	Corey Santee	TCU, '06	Sixth season at TCU
Coordinator of Video Operations and Analytics	Michael Rice	Franklin and Marshall '18	Third season at TCU
Associate Director of Sports Medicine:	Matt Herrill	Kansas, '03	Seventh season at TCU
Associate Director - Human Performance:	Garry Christopher	Baylor, '08	First season at TCU

## PRONUNCIATION GUIDE

Players	Pronunciation
Damion Baugh	bawh
Xavier Cork	ex-ave-yr
Shahada Wells	sha-ha-day
JaKobe Coles	jah-kobe
Souleymane Doumbia	su-la-men doom-bia

## FROGS BY MAJOR

Business	General Studies with Communication Studies Emphasis
Cole Despie	Souleymane Doumbia
Tyler Lundblade	Shahada Wells
Michael Niemann	
Trey Stuart	
Master of Liberal Arts	Chuck O'Bannon Jr.
Communication Studies	
Zach Gonsoulin	
JaKobe Coles (criminal justice minor)	Pre Major
	PJ Haggerty
Criminal Justice	Sociology
Damion Baugh	Darius Ford (criminal justice minor)
Xavier Cork	Emanuel Miller
Eddie Lampkin Jr.	Rondel Walker
Mike Miles Jr.	
Micah Peavy	
General Studies	
Chuck O'Bannon Jr. (graduated in 2022)	



**MICAH PEAVY**  
Jr. | G | 6-7 | 215  
Cibolo, Texas



**MIKE MILES JR.**  
Jr. | G | 6-2 | 205  
Highland Hills, Texas



**EMANUEL MILLER**  
Sr. | F | 6-7 | 217  
Scarborough, Ontario



**PJ HAGGERTY**  
Fr. | G | 6-3 | 192  
Crosby, Texas



**EDDIE LAMPKIN JR.**  
So. | C | 6-11 | 263  
Houston, Texas



**CHUCK O'BANNON JR.**  
R-Sr. | F | 6-6 | 212  
Las Vegas, Nev.



**DAMION BAUGH**  
Sr. | G | 6-4 | 194  
Nashville, Tenn.



**RONDEL WALKER**  
Jr. | G | 6-5 | 180  
Putnam City, Okla.




**XAVIER CORK**  
Jr. | F | 6-9 | 230  
Sulphur Springs, Texas




**SHAHADA WELLS**  
R-Jr. | G | 6-0 | 183  
Amarillo, Texas



**MICHAEL NIEMANN**  
Fr. | G | 6-2 | 180  
Frisco, Texas



**JAKOBE COLES**  
So. | F | 6-7 | 216  
Denton, Texas




**TYLER LUNDBLADE**  
R-Fr. | G | 6-6 | 205  
Dallas, Texas




**SOULEYMANE DOUMBIA**  
Jr. | C | 6-11 | 235  
Abidjan, Ivory Coast



**DARIUS FORD**  
So. | G | 5-10 | 152  
Fort Worth, Texas



**TREY STUART**  
Fr. | G | 6-1 | 168  
Weatherford, Texas



**COLE DESPIE**  
So. | G | 6-3 | 180  
San Jose, Calif.



**ZACH GONSOU LIN**  
Fr. | G | 6-0 | 157  
Houston, Texas



**JAMIE DIXON**  
Head Coach



**TONY BENFORD**  
Associate Head Coach



**DUANE BROUSSARD**  
Assistant Coach



**JAMIE MCNEILLY**  
Assistant Coach



**THOMAS MONTIGEL**  
Assistant AD, Men's Basketball Operations




**COREY SANTEE**  
Director of Player Development



**MICHAEL RICE**  
Coordinator of Video Operations and Analytics



**BRADY JONES**  
Graduate Assistant



**LUKE WEBB**  
Graduate Assistant



**BILLIE WEBSTER**  
Graduate Assistant



**GARRY CHRISTOPHER**  
Associate Head Coach of Human Performance



**MATT HERRILL**  
Associate Director of Sports Medicine

## NOTES

### CURRENT TOP WIN STREAKS

1. New Mexico	14
2. Purdue	13
College of Charleston	13
4. Florida Atlantic	11
UNCW	11
6. TCU	10
UCLA	10

### GOOD STARTS

➤ TCU has at least 12 wins through the first 13 games for the sixth time in program history. Four of those have come in the seven seasons Jamie Dixon has been head coach.

### 12-1 or better starts at TCU

2022-23	12-1
2018-19	12-1
2017-18	13-1
2014-15	13-0
1951-52	14-1
1930-31	12-1

### 1,000 POINT CLUB

➤ Mike Miles became the 39th TCU player to reach 1,000 career points on Dec. 31 against Texas Tech.  
➤ Desmond Bane (1,784) was the last TCU player to eclipse 1,000 and did so in 2019. Other players to reach 1,000 under Jamie Dixon are Vladimir Brodziansky (1,364), JD Miller (1,153), Alex Robinson (1,202) and Kenrich Williams (1,125)

### OUTREBOUNDING LEADS TO WINS

➤ The breakdown of win/loss records when TCU and/or Jamie Dixon-led teams rebounded their opponent.

TCU this season	9-1
TCU under Dixon	109-35
TCU since the 2015-16 season	118-35
Jamie Dixon coached teams (Pitt/TCU)	373-82

### TCU VS. RANKED OPPONENTS

➤ Of TCU's 30 wins over AP Top 25 teams in its history, 14 have come in the last six seasons under Dixon.  
➤ TCU defeated five ranked teams last season for the first time in program history.

### TCU's wins over Top 25 teams under Dixon

Nov. 26, 2022	No. 25 Iowa	79-66
March 10, 2022	No. 22 Texas	65-60
March 1, 2022	No. 6 Kansas	74-64
Feb. 26, 2022	No. 9 Texas Tech	69-66
Jan. 29, 2022	No. 19 LSU	77-68
Jan. 22, 2022	at No. 15 Iowa State	59-44
Feb. 29, 2020	No. 2 Baylor	75-72
Feb. 22, 2020	No. 17 West Virginia	67-60 (OT)
Jan. 21, 2020	No. 18 Texas Tech	65-54
Feb. 23, 2019	No. 19 Iowa State	75-72
Feb. 9, 2019	at No. 17 Iowa State	92-83
Jan. 22, 2018	No. 7 West Virginia	82-73
Dec. 8, 2017	vs. No. 22 Nevada	84-80
March 9, 2017	vs. No. 1 Kansas	85-82

### AGE AND EXPERIENCE

By returning 10 scholarship players, TCU is loaded with age and experience.

➤ TCU joins Dayton and Texas A&M-Corpus Christi as teams that return all five starters and its top five scorers. The Frogs actually return their top six scorers from last season's team that advanced to the second round of the NCAA Tournament for the first time in 35 years.  
➤ Returning numbers for TCU include 92.5% of its scoring, 93% of its rebounding and 97.7% of its offensive rebounding.  
➤ TCU also returns 89.4% of its minutes from last year, the third most among NCAA DI teams and the most among teams in major conferences.  
➤ The Horned Frogs have five players that are over 22 years-old with Damion Baugh (22), Emanuel Miller (22), Souleymane Doumbia (23), Chuck O'Bannon (23), and Shahada Wells (23).  
➤ PJ Haggerty (18) is the only scholarship player that is not 20 or older.

## TCU IN THE POLL

➤ TCU began the season ranked No. 14. The highest preseason rank in program history.  
➤ TCU was ranked for 13 consecutive weeks during the 2017-18 season.

DATE	POINTS	RANK
Preseason	735	14
Nov. 14	630	15
Nov. 21	82	RV
Nov. 28	45	RV
Dec. 5	113	24
Dec. 12	270	21
Dec. 19	358	20
Dec. 26	480	18
Jan. 2	545	17

## BIG TOUGH FROGMAN TRACKER

➤ Since the 2018-19 season, TCU has recognized the player that does all the things necessary to win a game as the Big Tough Frogman. It's charted by members of the coaching staff who seek out things like deflections, diving on the floor and charges.

### BTF Leaderboard

Mike Miles	5
Micah Peavy	2
Damion Baugh	1
Eddie Lampkin	1
Emanuel Miller	1
Chuck O'Bannon	1

### BTF Winners This Season

UAPB	Emanuel Miller
Lamar	None
ULM	Micah Peavy
Cal	Mike Miles
Iowa	Mike Miles
Providence	Mike Miles
Jackson State	Eddie Lampkin
SMU	Chuck O'Bannon
MVSU	Micah Peavy
Utah	Mike Miles
Central Arkansas	Mike Miles
Texas Tech	Damion Baugh

## QUICK FACTS

School	TCU
Location	Fort Worth, Texas (938,055)
Elevation	612 feet
Founded	1873
Enrollment	11,938
Colors	Purple and White
Nickname	Horned Frogs, Frogs
Home Facility	Ed and Rae Schollmaier Arena (6,800)
Conference	Big 12 Conference
Affiliation	NCAA Division I
Chancellor	Dr. Victor J. Boschini Jr.
Director of Intercollegiate Athletics	Jeremiah Donati
Faculty Rep.	Rhonda Hatcher
Ticket Office Phone	(817) 257-FROG (3764)

## HISTORY

First Season	1908-09
Record All-Time	1,288-1,450 (.468)
NCAA Tournament Appearances / Last	9 / 2022
Record in NCAA Championship	6-8 (.428)
NIT Appearances / Last	8 / 2019
Record in NIT	17-7 (.708)

## 2021-22 SEASON RECAP

Record (H / A / N)	21-13 (12-4 / 4-6 / 5-3)
Conference Record / Finish	8-10 / T-5th Big 12
Postseason	NCAA Second Round
Final AP/USA Today Ranking	NR/NR

## COACHING STAFF

Head Coach	Jamie Dixon
Alma Mater	TCU, '87
Record at TCU	129-85 / Seventh Season
Career Record	457-208 / 20th Season
Associate Head Coach	
	Tony Benford, Texas Tech, '86 / Fourth Season
Assistant Coach	
	Duane Broussard, Bradley, '93 / Fourth Season
	Jamie McNeilly, New Orleans, '07 / Second Season
Director of Player Development	
	Corey Santee, TCU, '05 / Fifth Season
Assistant Athletics Director, Men's Basketball Operations	
	Thomas Montigel, TCU, '14 / Seventh Season

## 2022-23 TEAM INFO

Lettermen Returning/Lost (scholarship only)	10/2
Starters Returning/Lost	5/0
Newcomers	5 (2 scholarship)
Sr. / J. / So. / Fr.	3/5/4/5

## ATHLETICS COMMUNICATIONS

Men's Basketball Contact	Steven Schoon
Office Phone Number	(817) 257-5299
Cell Phone Number	(620) 218-1693
Office Fax Number	(817) 257-7964
Email Address	s.schoon@tcu.edu
Mailing Address	TCU Box 297600
	Fort Worth, TX 76129
Official Athletics Web Site	www.GoFrogs.com



## MILES NAMED PRESEASON PLAYER OF THE YEAR

➤ Mike Miles Jr. was named the Big 12 Conference Preseason Player of the Year, voted on by the league's head coaches. Miles is the first Horned Frog to be named Big 12 Preseason Player of the Year. He was also a unanimous selection on the Preseason All-Big 12 Team, joining Baylor's Adam Flagler and Kansas' Jalen Wilson. Avery Anderson of Oklahoma State and Timmy Allen and Marcus Carr of Texas were also on the first team.

➤ Emanuel Miller was named Preseason All-Big 12 Honorable Mention.

## MORE MILES PRESEASON HONORS

In addition to Big 12 Preseason Player of the Year, Miles earned several other preseason honors.

- Preseason Watch List for the John R. Wooden Award
- Naismith Trophy preseason watch list
- NABC Division I Player of the Year preseason watch list
- Bob Cousy Award watch list (top point guard)

## TCU IN NBA ARENAS

- Under Dixon, TCU is 7-2 in games played in an arena where an NBA team calls home.
- TCU earned a 75-71 win in the home of the Utah Jazz, Vivint Arena, on Dec. 21.
- TCU is 2-0 in Crypto.com Arena, 1-0 in Capital One Center 1-0 in Toyota Center, 2-1 in Madison Square Garden and 0-1 in Little Caesars Arena.

## NEW FRONT YARD DECOR

On Nov. 11, a statue of Dr. James Cash was unveiled in front of Schollmaier Arena. Cash was the first Black student-athlete at TCU and the first Black basketball player in the Southwest Conference.

## TO THE LINE

- TCU got to the free throw line 38 times in the win over Arkansas-Pine Bluff and made 27.
- It was the second-most free throws attempted in the Jamie Dixon era and the most since attempting 41 at Wofford on Dec. 10, 2016.
- Last season, TCU attempted a season-high 34 against McNeese on Nov. 11.

## TCU SIGNS TWO TOP 100 PLAYERS FROM TEXAS

Continuing to bring the top Texas talent to TCU, the Horned Frogs signed two Texans on National Signing Day on Nov. 9.

- Isaiah Manning is a 6-7 forward from Mansfield, Texas and played for Mansfield Legacy High School. He is ranked No. 6 in the state by Texas Basketball Review and No. 65 in the nation according to The Circuit.
- Jace Posey is a 6-4 forward from Houston and plays at Strake Jesuit Prep. He is ranked as the 15th best player in the state by Great American Shootout (GASO) and the 76th best player nationally according to 247Sports.

## BIG 12 PRESEASON POLL

TCU was picked fourth in the Big 12 Preseason Poll. Last season, the Frogs finished 8-10 and tied for fifth place, matching its best-ever finish in the conference.

- 1. Baylor, 2. Kansas, 3. Texas, 4. TCU, T5. Oklahoma State, T5. Texas Tech, 7. Oklahoma, 8. Iowa State, 9. West Virginia, 10. Kansas State

## NEW UNIFORMS

For the first time in six seasons, TCU men's basketball has a new design for their uniforms and shows off some unique features.

- The design on the side of the uniforms are "SPINES" which represent the anatomical spines on the Horned Frog.
- From an frontal and rear view, the "SPINES" are represented to imitate the spines on the top and bottom of the Frog. The view can be seen when a player is at the free-throw line and seeing just hints of the tips of the spines.
- The red line in the middle has multiple meanings - the bloodline that shoots from the eyes of the Horned Frog when threatened. It also represents the 'Blood is Thicker Than Water' mentality that a close family has in their bloodline
- The design originates from the myth/origin of the

horned lizard itself. The "ZIG ZAG" motif is often found in Texas Native America culture as a representation of lightning striking the earth and the red representing the horned lizard fighting back to a much bigger foe.

- The origin of the horned lizard is a fight between the lizard and lightning. Lightning states it can defeat anything on earth and challenged the lizard to four strikes (hence the four combined ZIG ZAGS on the sides of the uniform). Lightning missed the quick lizard and the Horned Frog "SPINED" the lightning from above. As payment, lightning now sends SPINES of light throughout the sky as homage to the tiny, yet mighty, Horned Frog.

## FALL COMES, FROGS RISE

- Since the 2014-15 season, the Frogs have gone 44-6 in the month of November and 83-15 in November and December combined. Under Jamie Dixon (since 2016-17), TCU has gone 68-11 in November and December combined.

## TCU IN MID-SEASON TOURNAMENTS

- Since Jamie Dixon became the head coach at TCU in spring of 2016, the Frogs have won five of their seven mid-season tournaments, going 13-2 in those games.

Tournament (Location)	Rec/Place
Global Sports Classic (Las Vegas, Nev.)	2-0/First
Emerald Coast Classic (Niceville, Fla.)	2-0/First
Diamond Head Classic (Honolulu, Hawaii)	3-0/First
MGM Resorts Main Event (Las Vegas, Nev.)	1-1/Third
Hall of Fame Classic (Kansas City, Mo.)	2-0/First
SoCal Challenge (San Juan Capistrano, Calif.)	1-1/NA
Emerald Coast Classic (Niceville, Fla.)	2-0/First

- Under Dixon, TCU is 26-11 in neutral site games.

## LONE STAR PRESENCE

- TCU has 12 players from the state of Texas on its roster. It's the most on a TCU team since it had 12 in 2004-05. Of the 12 on this year's team, six are from the DFW Metroplex or surrounding area.

JaKobe Coles	Denton
Xavier Cork	Sulphur Springs
Darius Ford	Fort Worth
Zach Gonsoulin	Houston
PJ Haggerty	Houston
Eddie Lampkin Jr.	Houston
Tyler Lundblade	Dallas
Mike Miles	Highland Hills
Michael Niemann	Frisco
Micah Peavy	Cibola
Trey Stuart	Weatherford
Shahada Wells	Amarillo

## TOP TALENT AT TCU

- Damion Baugh (93), Chuck O'Bannon (28) and Micah Peavy (32) were ranked in the top 100 nationally out of high school. O'Bannon's national ranking of 28 in 2017 makes him the highest ranked person to play for Jamie Dixon at TCU.
- Peavy, along with JaKobe Coles, Eddie Lampkin, Mike Miles and Micah Peavy were all ranked in the top 10 of the Texas Top 100 Class of 2020.

## TEXAS TITANS CONNECTION

- The addition of Rondel Walker reunites a trio with JaKobe Coles and Mike Miles. The three had played together on the AAU team Texas Titans. Miles started playing with the Texas Titans since he was nine years old and did so for eight years.

## WINNING AT HOME UNDER DIXON

- Under Dixon in Schollmaier Arena, TCU is 85-30 overall and 29-25 in Big 12 games.
- Under Dixon, TCU is 81-12 overall against nonconference teams and 56-5 against nonconference opponents at Schollmaier Arena. The five losses were to Northwestern State on Nov. 14, 2022, Providence on Dec. 9, 2020, Xavier on Dec. 22, 2019, Lipscomb on Nov. 20, 2019 and Auburn on Jan. 28, 2017.

## MEDIA INFORMATION

### GOFROGS.COM

All TCU basketball information is available online at the official website of TCU Athletics, GoFrogs.com. All statistical information, along with an archive of the entire season's game stories, game notes and press releases, can be found there.

### INTERVIEW REQUESTS

Interviews with TCU basketball student-athletes and coaches must be scheduled directly through the TCU Athletics Communications Office by contacting Steven Schoon. Requests must be made at least 24 hours in advance. While telephone interviews with local media members are permissible, in-person interviews with student-athletes and coaches are recommended and encouraged. All practices are generally closed unless otherwise specified. TV crews and photographers are only permitted to shoot practice after receiving permission from the communications office.

### MEDIA WILL CALL

All media passes available for pickup on game day will be left at media will call, located in the main tunnel of Ed and Rae Schollmaier Arena.

### MEDIA CREDENTIAL REQUESTS

All credential requests for home TCU basketball games will only be accepted through an online system. Please visit the site, located on the men's basketball page of GoFrogs.com for complete instructions on submitting the application form. Requests should be received no later than noon, two days prior to the game.

### GAME DAY SERVICES

The TCU Athletics Communications Office will provide rosters of both teams, game notes and statistics to accredited media members for each home contest inside the media room on the lower level of Schollmaier Arena. Complete statistics and game books will be available following each game. Media wishing to file stories after the game may do so in the press conference/media room, while food and drinks will be available for working media members prior to each home game in the same location.

### RADIO BROADCASTS

Four (4) courtesy telephone lines, as well as two (2) ISDN SPIDS, are available outside on press row for the visiting team's official radio station. The visitor's radio location is at the end of press row. The TCU/IMG Sports Network is located on the opposite end of press row. TCU Director of Broadcasting Brian Estridge serves as the local contact when placing phone line orders. He can be contacted at (817) 257-5462 or via email at b.estridge@tcu.edu. Also, for ease of operation, all outgoing calls should be placed with either a calling card or by collect.

### PHOTOGRAPHERS

As prescribed in NCAA and Big 12 Conference guidelines, working photographers will be limited to the court baseline areas for game-time shooting. No photographers will be allowed to shoot courtside from in front of either the officials or press row tables. Additionally, tripods will not be allowed at courtside or along the end lines. No upper-level shooting platforms are available inside Schollmaier Arena. Photographers who wish to cover TCU home games must apply for credentials.

### TCU ON THE RADIO

TCU men's basketball games are broadcast live on the radio in the DFW Metroplex on 570 KLIF AM or 88.7 KTCU FM and the TuneIn App (all games). Brian Estridge will serve as the primary play-by-play announcer, while he will be joined by John Denton. Broadcasts will also be available online on GoFrogs.com.

### POSTGAME INTERVIEWS

TCU head coach Jamie Dixon and requested student-athletes will be available for interviews in the media area, located on the lower level of Schollmaier Arena, following a brief cooling off period. If requested, opposing coaches and student-athletes can be available to the media in the media area prior to TCU's arrival. To request specific players to attend the postgame press conference, contact Steven Schoon during the second half of the game in person or in a text to (620) 218-1693. The TCU locker room is closed to the media both at home and on the road.

### INTERNET ACCESS

High speed internet access at home TCU basketball games is available through a wireless signal. The wireless connection is available courtside. To use the wireless connection, join the network "Schollmaier Press Box" and then launch your web browser. The password is "frogfi2021". Should you encounter technical difficulties, contact a member of TCU communications.

### STATBROADCAST

Media may access live stats on their electronic device by visiting [tcu.statbroadcast.com](http://tcu.statbroadcast.com) and entering the username GOFROGS2223.

- TCU won 15 home games in the first three seasons of the Jamie Dixon era. All were one shy of the school record of 16, set during the 1997-98 season.
- TCU won 58 home games in the first four years under Jamie Dixon. The most wins at home over a four-year period.
- TCU won 45 home games in the first three years under Dixon, the most in school history over a three-year period.
- The Frogs had won eight straight Big 12 home games until a loss to No. 14 Kansas on Feb. 11, 2019, which was the most for TCU in a conference since the 1996-97, 1997-98 and 1998-99 seasons when the Frogs won nine straight in the Western Athletic Conference.

**TOP SEASON NUMBERS UNDER JAMIE DIXON**

- TCU has thrived since Jamie Dixon's arrival in 2016. The Frogs have put up some of the best offensive numbers in school history. Included in that are school records for field goal percentage at .496 during the 2017-18 season and assists at 686 in 2016-17.

- Three of the top seven point totals in a season have come under Dixon.

3. 2,914 (16-17)  
6. 2,730 (18-19)  
7. 2,708 (17-18)

- Three of the top five assist totals in a season have come under Dixon.

1. 686 (16-17)  
4. 615 (17-18)  
5. 598 (18-19)

- Four of the top five 3-point totals in a season have come under Dixon.

2. 281 (18-19)  
3. 280 (16-17)  
4. 274 (19-20)  
7. 274 (17-18)

- TCU has ranked in the top 20 nationally in assists per game three times.

2. 18.6 (17-18)  
13. 16.9 (16-17)  
20. 16.2 (18-19)

**LAST FIVE GAMES ONLY**

**Team Box Score**

No.	Player	Total			3-Point			F-Throw		Rebounds				Other Stats								
		GP-GS	MIN	AVG	FG-FGA	FG%	3FG-3FGA	3FG%	FT-FTA	FT%	OFF	DEF	TOT	AVG	PF	DQ	A	TO	BLK	STL	PTS	AVG
1	MILES, Mike	5-5	144:49	29.0	30-54	.556	6-18	.333	29-37	.784	1	11	12	2.4	11	0	16	11	2	9	95	19.0
2	MILLER, Emanuel	5-4	130:45	26.1	34-57	.596	4-8	.500	7-11	.636	10	25	35	7.0	7	0	10	7	4	6	79	15.8
10	BAUGH, Damion	5-5	154:47	31.0	23-49	.469	4-13	.308	7-13	.538	2	19	21	4.2	4	0	23	9	2	13	57	11.4
21	COLES, JaKobe	5-0	70:27	14.1	13-34	.382	3-13	.231	10-12	.833	8	16	24	4.8	8	0	3	2	2	2	39	7.8
4	LAMPKIN, Eddie	4-4	97:59	24.5	13-28	.464	0-0	.000	5-10	.500	19	12	31	7.8	5	0	5	6	0	5	31	7.8
5	O'BANNON, Chuck	5-5	115:48	23.2	9-28	.321	6-17	.353	10-13	.769	7	15	22	4.4	8	0	11	2	5	4	34	6.8
0	PEAVY, Micah	4-1	75:52	19.0	10-28	.357	1-4	.250	5-6	.833	10	5	15	3.8	7	0	5	4	4	6	26	6.5
13	WELLS, Shahada	5-0	49:13	9.8	6-15	.400	3-8	.375	6-7	.857	0	7	7	1.4	6	0	9	4	1	2	21	4.2
25	DOUMBIA, Souleymane	2-0	17:22	8.7	3-6	.500	0-0	.000	2-2	1.000	2	0	2	1.0	2	0	0	0	1	0	8	4.0
12	CORK, Xavier	5-1	70:31	14.1	8-14	.571	0-0	.000	3-6	.500	3	7	10	2.0	13	0	4	3	2	6	19	3.8
35	DESPIE, Cole	2-0	02:42	1.4	1-3	.333	1-2	.500	0-0	.000	0	0	0	0.0	0	0	0	0	0	0	3	1.5
11	WALKER, Rondel	5-0	49:35	9.9	1-8	.125	1-6	.167	1-2	.500	0	6	6	1.2	1	0	5	2	1	4	4	0.8
33	STUART, Trey	2-0	02:42	1.4	0-1	.000	0-0	.000	0-0	.000	1	0	1	0.5	0	0	0	0	0	0	0	0.0
22	LUNDBLADE, Tyler	2-0	08:29	4.2	0-0	.000	0-0	.000	0-0	.000	0	2	2	1.0	0	0	1	0	0	0	0	0.0
55	GONSOLIN, Zach	2-0	02:42	1.4	0-0	.000	0-0	.000	0-0	.000	0	0	0	0.0	0	0	0	0	0	0	0	0.0
30	FORD, Darius	2-0	06:17	3.1	0-1	.000	0-1	.000	0-0	.000	0	2	2	1.0	0	0	0	0	0	0	0	0.0
Team											6	5	11				1					
<b>Total</b>		<b>5</b>	<b>1000</b>		<b>151-326</b>	<b>.463</b>	<b>29-90</b>	<b>.322</b>	<b>85-119</b>	<b>.714</b>	<b>69</b>	<b>132</b>	<b>201</b>	<b>40.2</b>	<b>72</b>	<b>0</b>	<b>92</b>	<b>51</b>	<b>24</b>	<b>57</b>	<b>416</b>	<b>83.2</b>
<b>Opponents</b>		<b>5</b>	<b>1000</b>		<b>115-292</b>	<b>.394</b>	<b>26-98</b>	<b>.265</b>	<b>51-91</b>	<b>.560</b>	<b>57</b>	<b>119</b>	<b>176</b>	<b>35.2</b>	<b>92</b>	<b>0</b>	<b>58</b>	<b>91</b>	<b>22</b>	<b>32</b>	<b>307</b>	<b>61.4</b>

**LAST TIME VS. OPPONENT**

**BAYLOR 72 - TCU 62 // FEB. 19, 2022**

WACO, Texas - Micah Peavy scored a career-high 16 points in TCU's 72-62 loss at No. 7 Baylor Saturday at the Ferrell Center in Waco.

The transfer from Texas Tech made a season-high six field goals on nine attempts and was 4-of-5 from the free throw line. Emanuel Miller also scored 16 points and brought down a team-high seven rebounds. Joining the Horned Frogs (16-8, 5-7) in double figures was Mike Miles, who scored 13 points and tied a team-high with five assists.

Baylor (22-5, 10-4) led the entire game and was led in scoring by Jeremy Sochan, who had 17 points off the bench.

TCU closed the scoring gap at the end of the game after trailing by 21 points, its largest of the game, with just under five minutes to play. The Horned Frogs went on 13-1 run to cut it to nine, 71-62, with 43.1 to play. TCU's final scoring attempt resulted in a missed 3-pointer by Miles with 30 seconds remaining.

TCU had 15 turnovers but finished with 18 assists, its most in Big 12 play this season. The Bears capitalized at the free throw line, making 22-of-29 for 75.9 percent. The Frogs were 6-of-11 for 54.5 percent.

**TCU VS. OPPONENT**

**See Fact Book for complete series history**

Date	TCU Result	Score	Location
Jan. 12, 1991	W	68-65	Waco
Feb. 13, 1991	L	75-77 (OT)	Fort Worth
Jan. 21, 1992	L	63-64	Fort Worth
Feb. 22, 1992	W	73-63	Waco
Mar. 13, 1992	W	62-55	Dallas
Jan. 13, 1993	L	57-79	Waco
Feb. 10, 1993	L	55-67	Fort Worth
Jan. 15, 1994	L	73-80	Fort Worth
Feb. 12, 1994	L	75-82	Waco
Jan. 18, 1995	L	90-98	Waco
Feb. 14, 1995	L	104-111	Fort Worth
Feb. 17, 1996	L	70-72	Waco
Mar. 2, 1996	W	77-75	Fort Worth
Dec. 13, 1997	W	99-75	Fort Worth
Dec. 29, 2001	W	92-81	Fort Worth
Dec. 7, 2002	W	72-64	Waco
Jan. 12, 2013	L	40-51	Waco
Jan. 26, 2013	L	56-82	Fort Worth
Jan. 11, 2014	L	62-88	Waco
Feb. 12, 2014	L	58-91	Fort Worth
March 12, 2014	L	68-76	Kansas City
Jan. 10, 2015	L	59-66 (OT)	Fort Worth
Feb. 4, 2015	L	57-77	Waco
Jan. 13, 2016	L	54-82	Waco
Feb. 27, 2016	L	71-86	Fort Worth
Jan. 21, 2017	L	53-62	Fort Worth
Feb. 11, 2017	L	52-70	Waco
Jan. 2, 2018	W	81-78 (OT)	Waco
Feb. 24, 2018	W	82-72	Fort Worth
Jan. 5, 2019	W	85-81	Fort Worth
Feb. 2, 2019	L	64-90	Waco
Feb. 1, 2020	L	52-68	Waco
Feb. 29, 2020	W	75-72	Fort Worth
Jan. 9, 2021	L	49-67	Fort Worth
Jan. 8, 2022	L	64-76	Fort Worth
Feb. 19, 2022	L	62-72	Waco



Official Basketball Box Score - Final  
**TCU at Baylor**  
 02/19/22 Ferrell Center, Waco  
 2021-22 Men's Basketball

Game Time: 11:00 AM  
 Game Duration: 2:16  
 Attendance: 10,072

Officials: Ray Natili, Bert Smith, Brooks Wells

TCU - 62

Record: 16-8 (5-7)

NO.	Name	Min	FG			3P			FT			Rebounds			Fouls		TP	AS	TO	ST	Blocks			+/-
			M-A	M-A	M-A	OR	DR	TOT	PF	FD	OR	DR	TOT	BS	BA	BA								
2	Emanuel Miller	F 32:31	8-14	0-0	0-0	3	4	7	3	1	16	1	2	0	0	1	1	2	0	0	1	1	-1	
5	Chuck O'Bannon	F 18:03	0-3	0-1	1-2	0	2	2	2	1	1	2	2	2	1	0	2	2	1	0	0	0	-14	
4	Eddie Lampkin	C 20:09	1-1	0-0	1-2	0	2	2	1	4	3	2	1	1	0	0	1	1	0	0	0	-16		
1	Mike Miles	G 36:09	6-17	1-6	0-1	0	4	4	3	2	13	5	3	3	1	1	5	3	3	1	1	-6		
10	Damion Baugh	G 29:48	4-10	1-3	0-0	1	2	3	1	0	9	5	2	0	0	1	2	0	0	1	2	2		
0	Micah Peavy	27:19	6-9	0-0	4-5	2	4	6	1	3	16	1	2	1	1	0	2	1	1	0	2	2		
3	Francisco Farabello	14:11	0-1	0-1	0-0	0	0	0	1	0	0	0	1	1	0	0	0	1	0	0	0	-16		
25	Souleymane Doumbia	02:18	0-2	0-0	0-0	0	0	0	0	0	0	0	0	0	0	0	0	0	0	0	0	-1		
12	JaKobe Coles	03:46	0-2	0-0	0-0	1	1	2	3	0	0	0	0	1	0	0	0	0	0	0	0	-9		
12	Xavier Cork	15:46	2-3	0-0	0-1	3	1	4	4	1	4	1	1	1	0	1	0	1	0	1	0	7		
Team						4	1	5			0			0		0								
<b>Totals</b>			27-62	2-11	6-11	14	21	35	19	12	62	18	15	7	4	3	-10							

Shooting By Period		
1st FG%	9-26	34.6%
3PT%	1-3	33.3%
FT%	4-6	66.7%
2nd FG%	18-36	50.0%
3PT%	1-8	12.5%
FT%	2-5	40%
GM FG%	27-62	43.5%
3PT%	2-11	18.2%
FT%	6-11	54.5%

Dead Ball Rebounds: 2, 0

Technical Fouls: NONE

Baylor - 72

Record: 22-5 (10-4)

NO.	Name	Min	FG			3P			FT			Rebounds			Fouls		TP	AS	TO	ST	Blocks			+/-
			M-A	M-A	M-A	OR	DR	TOT	PF	FD	OR	DR	TOT	BS	BA	BA								
0	Flo Thamba	F 30:22	3-5	0-0	4-8	4	4	8	3	5	10	1	1	1	1	0	13						13	
2	Kendall Brown	F 32:42	5-11	0-1	3-4	1	4	5	3	2	13	5	2	1	1	1	15						15	
24	Matthew Mayer	F 28:22	6-10	2-5	2-2	1	4	5	2	1	16	0	2	0	1	0	3						3	
3	Dale Bonner	G 37:23	0-1	0-1	5-6	0	1	1	0	3	5	1	4	4	0	0	15						15	
11	James Akinjo	G 39:20	4-15	0-3	3-4	1	0	1	1	3	11	8	1	0	0	3	12						12	
1	Jeremy Sochan	29:24	6-9	0-1	5-5	0	6	6	3	5	17	2	0	1	0	0	-3						-3	
5	Jordan Turner	02:27	0-0	0-0	0-0	0	0	0	0	0	0	0	0	0	0	-5						-5		
Team						0	3	3			0			1										
<b>Totals</b>			24-51	2-11	22-29	7	22	29	12	19	72	17	11	7	3	4	10							

Shooting By Period		
1st FG%	12-29	41.4%
3PT%	0-6	0.0%
FT%	9-11	81.8%
2nd FG%	12-22	54.5%
3PT%	2-5	40.0%
FT%	13-18	72.2%
GM FG%	24-51	47.1%
3PT%	2-11	18.2%
FT%	22-29	75.9%

Dead Ball Rebounds: 6, 2

Technical Fouls: Bonner 1st:2,4:5

	TCU	BU
Biggest lead	0 (1st 20:00)	21 (2nd 4:58)
Best Scoring Run	8 (2nd 0:45)	10 (2nd 18:15)
Lead Changes	0	
Times Tied	0	
Time with Lead	00:00	38:54

Points from	TCU	BU
Turnovers	8	20
Paint	38	38
Second Chance	13	3
Fast Breaks	6	11
Bench	20	17

	Period by Period Scoring		
	1st	2nd	TOT
TCU	23	39	62
BU	33	39	72

Game Notes: Flop Warning #0 Baylor 16:30 First Half ♦

**BAYLOR (85-103)**

In Fort Worth..... TCU leads 45-43  
 In Waco..... Baylor leads 55-37  
 Neutral Sites..... Baylor leads 5-3  
 Big 12 Play..... Baylor leads 15-4  
 Big 12 Championship..... Baylor leads 1-0

**MOST VS. BAYLOR (\* - stat is verified through 1990)**

Points..... 36..... Kurt Thomas..... Feb. 14, 1995  
 Rebounds..... 27..... Doug Boyd..... Jan. 31, 1970  
 \*Assists..... 10 (3x)..... Alex Robinson..... Jan. 5, 2019  
 Steals..... 7..... Mike Jones..... Dec. 13, 1997  
 Blocks..... 7..... Doug Arnold..... Jan. 22, 1983  
 FG Made..... 14..... Kurt Thomas..... Feb. 14, 1995  
 3pt FG Made..... 6..... Corey Santee..... Dec. 29, 2001  
 FT Made..... 19..... Dick O'Neal..... Feb. 22, 1955

**LARGEST WINNING MARGIN**

TCU..... 39..... 64-25..... Fort Worth..... Jan. 24, 1945  
 Baylor..... 57..... 82-25..... Waco..... Jan. 14, 1910

**MOST POINTS SCORED**

TCU..... 106..... 106-88..... Fort Worth..... Feb. 26, 1966  
 Baylor..... 104..... 111-104..... Fort Worth..... Feb. 14, 1995

## JAMIE DIXON FILE

Born \_\_\_\_\_ Nov. 10, 1965  
 Birthplace \_\_\_\_\_ Burbank, Calif.  
 Hometown \_\_\_\_\_ Hollywood, Calif.  
 High School \_\_\_\_\_ Notre Dame HS  
 Alma Mater \_\_\_\_\_ TCU (1987)  
 Wife \_\_\_\_\_ Jacqueline  
 Children \_\_\_\_\_ Jack and Shannon

### PLAYING EXPERIENCE

1984-87 \_\_\_\_\_ TCU  
 1988 \_\_\_\_\_ Lacrosse Catbirds (CBA)  
 1989-1990 \_\_\_\_\_ Hawke's Bay Hawks (New Zealand-NBL)

### COACHING EXPERIENCE

2016-present \_\_\_\_\_ TCU Head Coach  
 2003-2016 \_\_\_\_\_ University of Pittsburgh Head Coach  
 1999-2003 \_\_\_\_\_ University of Pittsburgh Associate Head Coach  
 1998-1999 \_\_\_\_\_ University of Hawaii Assistant Coach  
 1994-1998 \_\_\_\_\_ Northern Arizona University Assistant Coach  
 1992-1994 \_\_\_\_\_ University of Hawaii Assistant Coach  
 1991-1992 \_\_\_\_\_ University of California-Santa Barbara Graduate Assistant  
 1989-1991 \_\_\_\_\_ Los Angeles Valley Junior College Assistant  
 1989 \_\_\_\_\_ Te Aute College Head Coach

### COACH OF THE YEAR HONORS

2011 \_\_\_\_\_ Sporting News National Coach of the Year  
 2010 \_\_\_\_\_ Jim Phelan National Coach of the Year  
 2010 \_\_\_\_\_ Madison Square Garden Coach of the Decade  
 2009 \_\_\_\_\_ USA Basketball National Coach of the Year  
 2009 \_\_\_\_\_ Naismith National Coach of the Year  
 2009 \_\_\_\_\_ USBWA District 2 Coach of the Year  
 2004 \_\_\_\_\_ Big East Coach of the Year

### CHAMPIONSHIPS

2017 \_\_\_\_\_ NIT Championship  
 2011 \_\_\_\_\_ Big East Regular-Season Championship  
 2009 \_\_\_\_\_ FIBA Under-19 World Championship Gold Medal  
 2008 \_\_\_\_\_ Big East Tournament Championship  
 2004 \_\_\_\_\_ Big East Regular-Season Championship

### NBA PLAYERS (AS HEAD COACH)

Steven Adams \_\_\_\_\_ No. 12 in 2013 NBA Draft  
 Desmond Bane \_\_\_\_\_ No. 30 in 2020 NBA Draft  
 DeJuan Blair \_\_\_\_\_ No. 37 in 2009 NBA Draft  
 Aaron Gray \_\_\_\_\_ No. 49 in 2007 NBA Draft  
 Cameron Johnson \_\_\_\_\_ No. 11 in 2019 NBA Draft  
 R.J. Nembhard \_\_\_\_\_ Undrafted in 2021  
 Lamar Patterson \_\_\_\_\_ No. 48 in 2014 NBA Draft  
 Chris Taft \_\_\_\_\_ No. 42 in 2005 NBA Draft  
 Kenrich Williams \_\_\_\_\_ Undrafted in 2018  
 Sam Young \_\_\_\_\_ No. 36 in 2009 NBA Draft

### ADMINISTRATIVE COMMITTEES

NABC President \_\_\_\_\_ 2020-present  
 NABC Board of Directors \_\_\_\_\_ 2011-present  
 NCAA Ethics Coalition \_\_\_\_\_ 2009-present  
 Leadership Panel-Pentagon \_\_\_\_\_ May of 2014

### ACADEMIC HONORS

Top-10 Percent Academic Performance Rate \_\_\_\_\_ 2010-11  
 Top-10 Percent Academic Performance Rate \_\_\_\_\_ 2011-12  
 Top-10 Percent Academic Performance Rate \_\_\_\_\_ 2013-14

### COACHING TREE - HEAD COACHING SUCCESS

John Alesi \_\_\_\_\_ Baruch College (N.Y.) Head Coach  
 Bill Barton \_\_\_\_\_ South Kent School (Conn.) Head Coach  
 David Cox \_\_\_\_\_ Rhode Island Head Coach  
 Scott Cross \_\_\_\_\_ Troy Head Coach  
 Joe Lombardi \_\_\_\_\_ IUP Head Coach  
 Pat Skerry \_\_\_\_\_ Towson Head Coach

## JAMIE DIXON YEAR-BY-YEAR

Year	School	Overall	Conference	Standing	Finish
2003-04	Pittsburgh	31-5 (.861)	13-3 (.813)	1st	NCAA Sweet 16
2004-05	Pittsburgh	20-9 (.689)	10-6 (.625)	5th	NCAA First Round
2005-06	Pittsburgh	25-8 (.758)	10-6 (.625)	T-4th	NCAA Second Round
2006-07	Pittsburgh	29-8 (.783)	12-4 (.750)	T-2nd	NCAA Sweet 16
2007-08	Pittsburgh	27-10 (.730)	10-8 (.556)	7th	NCAA Second Round
2008-09	Pittsburgh	31-5 (.861)	15-3 (.833)	T-2nd	NCAA Elite Eight
2009-10	Pittsburgh	25-9 (.735)	13-5 (.722)	T-2nd	NCAA Second Round
2010-11	Pittsburgh	28-6 (.824)	15-3 (.833)	1st	NCAA Third Round
2011-12	Pittsburgh	22-17 (.564)	5-13 (.278)	T-13th	CBI Champions
2012-13	Pittsburgh	24-9 (.727)	12-6 (.667)	4th	NCAA Second Round
2013-14	Pittsburgh	26-10 (.722)	11-7 (.611)	5th	NCAA Third Round
2014-15	Pittsburgh	19-15 (.559)	8-10 (.444)	T-9th	NIT First Round
2015-16	Pittsburgh	21-12 (.636)	9-9 (.500)	T-9th	NCAA First Round
2016-17	TCU	24-15 (.615)	6-12 (.333)	T-7th	NIT Champions
2017-18	TCU	21-12 (.636)	9-9 (.500)	5th	NCAA First Round
2018-19	TCU	23-14 (.622)	7-11 (.388)	T-7th	NIT Semifinals
2019-20	TCU	16-16 (.500)	7-11 (.388)	T-7th	N/A
2020-21	TCU	12-14 (.462)	5-11 (.313)	8th	None
2021-22	TCU	21-13 (.618)	8-10 (.444)	T-5th	NCAA Second Round
2022-23	TCU	12-1	-	-	-
<b>At Pittsburgh</b>		<b>328-123 (.727)</b>	<b>143-81 (.638)</b>	<b>---</b>	<b>---</b>
<b>At TCU</b>		<b>129-85 (.593)</b>	<b>42-64 (.396)</b>	<b>---</b>	<b>---</b>
<b>Overall Career</b>		<b>457-208 (.684)</b>	<b>185-146 (.559)</b>	<b>---</b>	<b>---</b>

## JAMIE DIXON BY THE NUMBERS

### COACHING HONORS

National Coach of the Year 4  
 Region Coach of the Year 1  
 Conference Coach of the Year 1

### TEAM ACCOMPLISHMENTS

30-win seasons 2  
 25-win seasons 8  
 20-win seasons 16  
 20-win/10-league win seasons 10  
 10-win league seasons 10

### NATIONAL ACHIEVEMENTS

NIT Championship 1  
 NCAA Tournament app. 13  
 NCAA Tournament wins 13  
 NCAA Tournament games 26  
 Elite Eight appearances 1  
 Sweet Sixteen appearances 3  
 Earned No. 1 seed 2  
 Earned a high seed (1-5) 7  
 Total postseason appearances 17

### CONFERENCE ACHIEVEMENTS

Total conference titles 3  
 Regular season titles 2  
 Tournament titles 1  
 Tournament title game app. 4  
 Conference tournament wins 19

### DIXON'S PLAYERS

NBA players 7  
 NBA draftees 8  
 Consensus All-Americans 4  
 All-Region honorees 16  
 Conf. Player of the Year 1  
 Conf. Freshman of the Year 2  
 Conf. Most Improved Player 4  
 Total Conf. award winners 23  
 All-Conference selections 28  
 Conference Player of the Week 23  
 Conference Rookie/Newcomer of the Week 16  
 1,000-point scorers 23

## DIXON'S YOUNG ACTING CAREER

As a youngster growing up in North Hollywood, Dixon had an acting career. He still is a card-carrying member of the Screen Actors Guild. In his early 20s, Dixon was in a Bud Light commercial that featured a woman dunking on him. The commercial was one of the more popular basketball ads of the year and aired on virtually every basketball event.

At age 12, Dixon fired a space gun in a commercial for Mattel. At age 10, he was the star of a TV commercial for Rice Krispies, pretending to celebrate a birthday while eating cereal. At age 5, he did a TV commercial for Volvo, sitting in the back seat and smiling while his father played the driver. He was also in a Kentucky Fried Chicken commercial. Father Jim Dixon was an actor and screenwriter who starred in a variety of movies and productions.

A weekly review of the top performing Horned Frogs alumni, who are currently playing basketball professionally.

Courtesy of Sports I.T. Solutions / Eurobasket.com

- Updated Dec. 31

#1. Experienced Nikola Gacesa (6'9"-F/C-1987, graduated '2011, plays pro in Serbia) could not help Vojvodina NS (11-4) in their last game. Despite his very good performance Vojvodina NS lost 67-80 at home to the lower-ranked (#8) Mladost ZE. Gacesa was the top scorer with 22 points. He also added 8 rebounds and made 2 blocks in 30 minutes. It was Vojvodina NS's first loss after four consecutive victories. Gacesa has relatively good stats this year 12.0ppg, 5.2rpg and 2.0apg in 14 games he played so far.

#2. Desmond Bane (6'6"-G-1998, graduated '2020, plays in the NBA) led Memphis Grizzlies to a victory against the Toronto Raptors (16-20) 119-106 in the NBA on Thursday night. He scored 16 points, grabbed 5 rebounds and dished 4 assists; quite an impressive performance considering it's only Bane's third season in pro basketball. The Memphis Grizzlies have a solid 21-13 record this season. Bane has individually a very good year with high stats. He averages 22.0ppg, 4.5rpg and 3.9apg.

#3. Garlon Green (6'7"-F-1991, graduated '2013, currently in France), who plays in the French Betclic ELITE ProA was not able to help FOS Provence Basket (4-11) in their last game. Despite Green's very good performance the bottom-ranked FOS Provence Basket was crushed 83-58 on the road by the higher-ranked (#14) Gravelines-Dunkerque. He was the top scorer with 19 points. Green also added 3 passes in 30 minutes. It's Green's first season with the team. He has relatively good stats this year 11.4ppg, 2.7rpg and 1.7apg in 14 games.

#4. Kenrich Williams (6'6"-G/F-1994, graduated '2018, plays pro in the NBA) was not able to secure a victory for the Oklahoma City Thunder (15-20) in their game against the New Orleans Pelicans (23-12) in the NBA. He scored 9 points and grabbed 5 rebounds. But the Oklahoma City Thunder (15-20) was edged 128-125 in New Orleans by the Pelicans. This season Williams averages 7.0ppg, 4.2rpg and 1.5apg.

#5. Kouat Noi (6'7"-F-1997, graduated '2019, plays in Australia) contributed to an easy victory against the sixth-ranked JackJumpers (10-9) crushing them 97-77 in the Australian NBL on Friday night. He recorded 10 points in 16 minutes. Sydney Kings (13-5) are placed first in the NBL. This year Noi averages 7.0ppg and 3.1rpg in 17 games. He has also Australian nationality.

#6. Jarvis Ray (6'6"-F-1990, graduated '2014, currently in Georgia), who plays in the Georgian Superleague couldn't help one of league's weakest teams Kutaisi in their last game on Friday. Despite Ray's very good performance Kutaisi was edged 83-81 on their home court in Kutaisi by the leading Cactus. He recorded a double-double by scoring 18 points and making 11 passes. Ray also added 7 rebounds. This season Ray has very high stats. He averages 15.7ppg, 6.2rpg, 4.1apg and 1.1spg.

#7. Chris Washburn (6'8"-F-1993, graduated '2017, plays pro in Lebanon) contributed to an easy victory against one of league's weakest teams Atlas crushing them 97-67 in the Lebanese LBL last Friday. He scored 9 points, grabbed 8 rebounds and dished 4 assists in 20 minutes. Washburn has relatively good stats this year 13.9ppg, 8.1rpg, 4.0apg, 1.1bpg and 2.0spg in 10 games.

#8. Brandon Parrish (6'6"-G-1994, graduated '2017, plays in Hungary) managed to help Egis Kormend to win against the closely-ranked OSE Lions 89-85 in the Hungarian A Division on Wednesday night. Parrish scored 5 points. This season Parrish averages 7.6ppg and 2.7rpg.

#9. RJ Nembhard (6'5"-PG-1999, graduated '2021, currently in Italy) couldn't help one of league's weakest teams Reggio Emilia in their game against Brescia in the Italian Serie A. Nembhard scored only 4 points in 14 minutes. His team lost 77-84. This year Nembhard averages 3.3ppg and 2.0rpg in three games.

#10. Chauncey Collins (6'0"-PG-1995, graduated '2016, plays pro in Saudi Arabia) contributed to an easy victory against the tenth-ranked Al Adalah 97-79 in the Saudi Arabian SBL last Friday. Collins scored 15 points, had 5 boards, passed 9 assists and added 4 steals (went 6 for 6 at the free throw line). This season Collins has very high stats. He averages 19.6ppg, 6.0rpg, 7.4apg and 2.0spg.

**Other former Texas Christian University players, who play in pro basketball:**

- Vladimir Brodziansky (6'11"-F/C-1994) signed for Partizan in Serbian KLS
- Jaylen Fisher (6'2"-PG-1997, played in 2016-19) plays for Ostioneros de Guaymas in Mexican CIBACOPA
- Kyan Anderson (5'11"-PG-1992) signed for Prienai in Lithuanian LKL
- Alex Robinson (6'1"-PG-1995) plays for Knox Raiders in Australian NBL1 South
- Trey Zeigler (6'6"-G-1991) played for Korihait in Finnish Korisliiga
- Kevin Langford (6'8"-C/F-1985) plays for Monthey in Swiss SBL
- Zvonko Buljan (6'9"-C-1987) signed for KK Omis-Cagalj Tours Galeb in Croatian Prva Liga
- Jalon Miller (6'8"-F) plays for Ballarat Miners in Australian NBL1 South
- Nate Butler Lind (6'6"-SF-1989, played in 2011-13) plays for Grises de Humacao in Puerto Rican BSN
- Jaire Grayer (6'5"-G-1996) plays for Orlando Magic in the NBA Summer League
- Edric Dennis (6'3"-G) plays for Blue Collar U (Buffalo Alumni) in the The Basketball Tournament



## TCU'S LONGEST

2022-23 UNDER DIXON

Longest Winning Streak	10	17*
Longest Losing Streak		7

\* Over two seasons

## RECORD WHEN

2022-23 UNDER DIXON

at Home	8-1	85-31
at Schollmaier Arena	8-1	85-30
on the Road	-	18-43
Neutral Site	4-0	26-11
Leading at halftime	10-1	104-23
Trailing at halftime	2-0	22-58
Tied at halftime	-	2-4
Overtime	-	6-7
Out-shooting the opposition	8-0	109-23
Out-shot by the Opposition	4-1	18-64
Shooting the Same	-	2-0
TCU shoots 50% or better from field	3-0	51-7
TCU shoots 40-49% from field	7-0	63-43
TCU shoots under 40% from field	2-1	15-31
Opp. shoots 50% or better from field	-	10-34
Opp. shoots 40-49% from field	7-1	68-42
Opp. shoots under 40% from field	5-0	51-9
TCU outrebounds opponent	9-1	109-35
Opp. outrebounds TCU	3-0	19-41
Tied in rebounds	-	1-9
TCU records 10 or more steals	5-0	29-7
TCU records 15 or more assists	8-1	70-22
TCU commits less than 15 turnovers	9-1	82-49
TCU commits 15 or more turnovers	3-0	40-34
Turnovers are equal	2-0	8-7
TCU commits less turnovers than opp.	10-0	72-19
TCU commits more turnovers than opp.	0-1	46-55
TCU shoots 50% or better from the line	8-1	112-69
TCU shoots under 50% from the line	1-0	8-9
TCU shoots 70% or better from the line	7-1	62-35
TCU scores 59 points or less	1-0	8-27
TCU scores between 60-69 points	1-1	28-35
TCU scores between 70-79 points	6-0	38-14
TCU scores between 80-89 points	2-0	36-5
TCU scores between 90-99 points	1-0	17-4
TCU scores 100+ points	1-0	2-0
Playing in November	6-1	37-4
Playing in December	6-0	36-7
Playing in January	-	21-26
Playing in February	-	20-27
Playing in March	-	15-20
Playing in April	-	0-1
Playing on Saturday	2-0	34-32
Playing on Sunday	2-0	9-5
Playing on Monday	1-1	14-9
Playing on Tuesday	1-0	20-12
Playing on Wednesday	3-0	29-16
Playing on Thursday	1-0	11-5
Playing on Friday	2-0	12-5
Playing during the afternoon (before 5)	2-0	31-31
Playing during the evening	10-1	96-53
Games decided by three points or less	1-1	21-15
Games decided by four to 10 points	3-0	41-34
Games decided by 11-20 points	4-0	39-27
Games decided by more than 20 points	4-0	26-8
Winning the opening tip	7-1	74-37
In white uniforms	7-1	88-29
In purple uniforms	1-0	45-42
In black uniforms	2-0	2-0
In grey uniforms	1-0	1-0
In white retro (FROGS) uniforms	1-0	4-6
In purple retro (FROGS) uniforms	-	3-3
vs. Top 25 Teams	1-0	14-42
as a Top 25 Team	9-1	20-9

## TCU'S LARGEST

SEASON

UNDER DIXON

Lead	48 (vs. MSVU, 12/18/22)	48 (vs. MSVU, 12/18/22)
Deficit	20 (vs. UAPB, 11/7/22)	46 (at Texas Tech, 2/11/20)
Margin of Victory	46 (vs. Central Arkansas, 12/28/22)	46 (vs. Central Arkansas, 12/28/22)
Margin of Defeat	1 (vs. Northwestern State, 11/14/22)	46 (at Texas Tech, 2/11/20)
Halftime Point Total	53, 2x (last, vs. MSVU, 12/18/22)	53, 2x (last, vs. MSVU, 12/18/22)
Halftime Lead	27 (vs. ULM, 11/17/22)	32 (vs. Alabama State, 11/14/16)
Halftime Deficit	11 (vs. UAPB, 11/7/22)	25 (at Texas Tech, 2/11/20)
Deficit in Win	20 (vs. UAPB, 11/7/22)	20, 2x (last, vs. UAPB, 11/7/22)
Halftime Deficit in Win	11 (vs. UAPB, 11/7/22)	18 (vs. Texas, 3/10/22)
Lead in Loss	12 (vs. Northwestern State, 11/14/22)	20 (vs. Oklahoma, 3/7/20)
Halftime Lead in Loss	2 (vs. Northwestern State, 11/14/22)	18 (vs. Oklahoma, 3/7/20)

## RECORD WATCH

CAREER SCORING

Rnk	Name	Points	Year
19.	Alex Robinson	1,202	2016-19
20.	Dennis Nutt	1,192	1982-85
21.	JD Miller	1,153	2015-19
22.	Garlon Green	1,138	2009-13
23.	Mickey McCarty	1,137	1966-69
24.	Kenrich Williams	1,125	2015-18
25.	Gary Landers	1,114	1973-76
26.	James Penny	1,101	1995-98
T-27.	Junior Blount	1,098	2002-03
T-27.	Brent Hackett	1,098	2005-08
29.	Ronnie Moss	1,095	2009-11
30.	Ronny Stevenson	1,084	1957-59
31.	Jeff Jacobs	1,081	1994-97
32.	Ricky Hall	1,060	1970-72
33.	Doug Arnold	1,057	1982-83
34.	Damion Walker	1,044	1996-97
35.	James Cash	1,026	1966-69
36.	Amric Fields	1,019	2010-15
37.	George McLeod	1,013	1949-52
38.	Wayne Kreis	1,002	1964-67
39.	<b>Mike Miles</b>	<b>1,001</b>	<b>2020-23</b>

## STREAKS

TEAM W/L - OVERALL

Overall	W, 10
Home	W, 6
Road	L, 5
Neutral site	W, 4
Unranked teams	W, 8

TEAM W/L - RANKED OPPONENTS

Ranked teams overall	W, 1
last win: Nov. 26, 2022 vs. #25 Iowa	
Ranked teams home	W, 3
last win: March 1, 2022 vs. #6 Kansas	
Ranked teams road	L, 3
last win: Jan. 18, 2022 at #15 Iowa State	
Ranked teams neutral site	W, 1
last win: Nov. 26, 2022 vs. #25 Iowa	

LEADING TCU IN SCORING

Miles	2
-------	---

LEADING TCU IN REBOUNDS

Lampkin	1
---------	---

LEADING TCU IN ASSISTS

Baugh	2
-------	---

DOUBLE-FIGURE SCORING GAMES

Miles	15
Miller	6
Baugh	2

GAMES WITH A 3-POINTER

TCU*	243
Miles	1
Miller	1

\* Has made at least one 3-pointer in 983-of-987 games

## DUNKS

Emanuel Miller	14
Eddie Lampkin	9
Chuck O'Bannon	7
Micah Peavy	6
JaKobe Coles	4
Xavier Cork	3
Damion Baugh	2
Souleymane Doumbia	1
Mike Miles	1
Shahada Wells	1
<b>Total</b>	<b>48</b>

## CHARGES TAKEN

Mike Miles	7
Micah Peavy	2
Rondel Walker	2
Damion Baugh	1
Zach Gonsoulin	1
Eddie Lampkin	1
<b>Total</b>	<b>14</b>

## AWARDS

<b>Mike Miles</b>	
Emerald Coast Classic MVP	Nov. 26
Big 12 Preseason Player of the Year	Oct. 12
Preseason All-Big 12 First Team	Oct. 12

<b>Emanuel Miller</b>	
Preseason All-Big 12 Honorable Mention	Oct. 12
Big 12 Player of the Week	Dec. 27

<b>Micah Peavy</b>	
Emerald Coast Classic All-Tournament Team	Nov. 26

Things you'll want to know about the team that's light on the stats and light on the basketball.

#### #0 MICAH PEAVY

➤ His father, David, is the former head boys basketball coach at Duncanville High School... Lived in almost every major city in Texas as his dad moved around the state when switching coaching jobs... Moved to the DFW area for his junior year of high school... His older brother, DJ, is in his second season at Austin Peay, who the Frogs play Nov. 29... Played football through eighth grade, said he got too tall... Favorite NBA team is the San Antonio Spurs... Favorite player is LeBron James... Models his game after Jimmy Butler, Paul George and Demar Derozan... Likes almost all food except eggs... Is not into video games... Likes to draw... Is into fashion.

#### #1 MIKE MILES JR.

➤ Leads the team with 21.4K followers on Instagram... Starred in a viral video as a fourth grader that has 4.1 million views on YouTube... Started playing basketball at the age of three... Always has to put his left sock and shoe on first, then his right sock and shoe... Favorite movie is Creed II.

#### #2 EMANUEL MILLER

➤ Has four brothers... Is the second youngest in the family... Father passed away when he was five years old... All five sons were then raised by his mother, Carline Bailey... Has a tattoo that reads "God With Us" on his left arm, which is the meaning of Emanuel... Toronto Raptors fan.

#### #4 EDDIE LAMPKIN JR.

➤ Arrived at TCU in the summer of 2020 weighing 335 pounds... Is currently 263 pounds, the lightest he's been since his sophomore year of high school... Started playing basketball in fourth grade when his coach saw him in choir class and said "let me see your hands"... Played football, tight end and defensive end, as a freshman before focusing on basketball... Still loves football more than basketball... Favorite NFL team is the Arizona Cardinals... Is the youngest of five kids... Brother, Du'Vonta Lampkin played football at Oklahoma in 2016 and 2017... Du"Vonta was killed by gunshot in Dallas in May of 2022... Brother, Tello, died at the age of 22 by a gunshot in 2017 in Houston... Eddie listens to a song Tello wrote called "2017" before every game because it's the only recording he has of his voice... Favorite snack is Air Heads... Favorite food is crab... Claims to be a good dancer... Favorite player growing up was Shaquille O'Neal... Favorite player now is LeBron James... Loves to play video games, especially Call of Duty and Madden.

#### #5 CHUCK O'BANNON JR.

➤ Father, Charles was a starter on UCLA's 1995 national championship team and went on to be a second-round pick in the 1997 NBA draft... Uncle, Ed O'Bannon, was a star on the 1994-95 Bruins team and was the ninth overall pick in the 1995 NBA draft... Along with Las Vegas, has also grew up in Los Angeles and Japan (ages 2-14), where his father played professionally from 2000-02 and 2003-2013... Owns a dog named Hitman, a morkie (mix of a maltese and yorkie).

#### #10 DAMION BAUGH

➤ Has a 4-year-old daughter, Madison that lives in Memphis... Has a tattoo of the name Madison above his left ear.

#### #12 XAVIER CORK

➤ From Sulphur Springs, Texas, a town located 100 miles northeast of Fort Worth with a population of 15,000 and home to the Southwest Dairy Museum where Xavier would visit for school field trips... Grew up doing "country stuff" like feeding pigs and hogs for fun and going fishing with his dad, Kevin... Father passed away when he was 10 from multiple sclerosis... His mother, Reshemah Wright, played basketball in high school and taught Xavier the game pretty much when he could walk... Has a younger brother... Xavier's uncle, Antonio Wright, was a roommate of Paul Pierce while a student at Kansas... Favorite food is pepperoni pizza from Pizza Hut... Favorite professional athlete is Bam Adebayo... Has aspirations to go into video production.

#### #13 SHAHADA WELLS

➤ First name (pronounced Sha-ha-day) comes from Muslim roots, given by his uncle who is Muslim... Shahada is the Muslim profession of faith... Nickname is "Hah-day"... Wears No. 13 because his grandmother grew up on 13th street in Amarillo.

#### #21 JAKOBE COLES

➤ Is one of seven men on his dad's side of the family that have a first name that start with the letter J... Born and raised in Lexington, Ky., before moving to Omaha, Neb.... Moved to Irving, Texas for the start of eighth grade... Was good at baseball and played up until seventh grade... Brother, Jarek, played in college at Bellarmine University in Louisville, Ky... Father, Jerome, played at Norfolk State and then professionally in the CBA from 1991-95... Jerome didn't let JaKobe play organized basketball until he could make a left-handed layup, which happened in third grade.

#### #25 SOULEYMANE DOUMBIA

➤ Has a one-year old daughter, Savannah... Speaks four languages: English, French, Maninka and Bambara... First sport was soccer... Didn't pick up a basketball until the age of 14... First came to the USA at the age of 16 when he arrived at Evelyn Mack Academy in Charlotte.

#### #30 DARIUS FORD

➤ Started a non-profit in high school called Change for Kids of which he's still involved... Is an intern with a non-profit called Create + Collaborate... Runs a bible study group called Army.

# #0 MICAH PEAVY

6-7 | 215 | G | SO | CIBOLO, TEXAS | DUNCANVILLE HS (TEXAS TECH)

## Highlights

Named to the all-tournament team of the Emerald Coast Classic after averaging 12 points and 8.5 rebounds to lead TCU to the title  
Did not play vs. UCA (ankle)

**Prior to this season:** As a sophomore at TCU - Averaged 6.1 points, 4.0 rebounds and 1.1 assists per game... Scored over 10 points seven times... Had a career-high 16 points at Baylor (2/19/2022)... Recorded a career-high 10 rebounds in his TCU debut against McNeese (11/11/21)... Defensive points allowed per possession was .6, which ranked in the top percentile nationally... Had four assists three times... Made five 3-pointers after not making any the previous season. **As a freshman at TCU -** Averaged 5.7 points, 3.1 rebounds and 1.4 assists per game... He scored a season-high 14 points in the opener against Northwestern State and had a Big 12 best of 12 points in the home win over Iowa State where he was 6-for-8 from the field and also had three assists... A starter in 16 of 17 Big 12 games, he averaged 5.5 points and 3.4 rebounds in conference play... Peavy had a career-high seven rebounds in a pair of conference games, coming first at Kansas where he also scored 10 points against the Jayhawks and then again at home against TCU where he scored seven points... Peavy dished out a career-high five assists in the non-conference win over Troy and also had four assists against Texas in the Big 12 Championship quarterfinals on his freshman resume... He added seven points and two steals for the Red Raiders in the team's win over Utah State in the NCAA Tournament first round... Peavy completed the season with five games scoring in double figures and shot 45.9 percent from the field. **Prior to TCU -** Peavy earned TABC Class 6A Player of the Year after averaging 19 points and 7.5 rebounds per game as a senior and was named to the Jordan Brand Classic roster... He helped lead Duncanville High School to a 2019 Class 6A State Championship as a junior where he averaged 16 points and 6.6 rebounds per game... As a senior, Peavy led Duncanville back to the UIL state tournament which was canceled due to the COVID-19 pandemic... He earned the 2019 State Championship Game MVP... He signed with Texas Tech as a 4-star prospect by ESPN, Rivals and 247Sports and was the No. 2-ranked prospect in Texas according to Mike Kunstadt's Texas Hoops... Peavy was the No. 32-ranked player in the nation by ESPN and No. 34 by Rivals... In Nike EYBL play, he was eighth in scoring after averaging 23.2 points per game and fourth with 10.1 rebounds per game... Peavy was one of four players to average a double-double on the Nike EYBL circuit in the summer following his junior season... Peavy, who was high school teammates with former Red Raider Jahmi'us Ramsey, was selected to participate in the prestigious 2019 Nike Skills Academy and for the 2019 NBPA Top 100 Camp.

**Personal:** Born July 16, 2001... Son of Tamara and David Peavy. Has two siblings, DJ and Teanna Peavy... Majoring in criminal justice.



## GAME HIGHS

### Points

Season	16 (11/26/22 vs. Iowa)
Career	16, 2x (last, 11/26/22 vs. Iowa)

### Rebounds

Season	8 (11/26/22 vs. Iowa)
Career	10 (11/11/21 vs. McNeese)

### Assists

Season	3 (11/4/22 vs. Northwestern St.)
Career	5 (12/4/20 vs. Troy)

### Steals

Season	4 (12/18/22 vs. MVSU)
Career	3, 3x (last, 1/8/22 vs. Baylor)

### Blocks

Season	2 (11/11/22 vs. Lamar)
Career	3 (3/19/21 vs. Utah State)

### Field Goals

Season	7 (11/26/22 vs. Iowa)
Career	7, 2x (last, 11/26/22 vs. Iowa)

### Field Goal Attempts

Season	17 (11/26/22 vs. Iowa)
Career	Same

### 3-Point Field Goals:

Season	2 (11/26/22 vs. Iowa)
Career	2, 2x (last, 11/26/22 vs. Iowa)

### 3-Point Field Goal Attempts

Season	4, 2x (last, 12/6/22 vs. Jackson St.)
Career	Same

### Free Throws

Season	5, 2x (last, 12/6/22 vs. Jackson St.)
Career	6 (3/5/22 at West Virginia)

### Free Throw Attempts

Season	7 (11/4/22 vs. Northwestern St.)
Career	7, 2x (last, 11/4/22 vs. Northwestern St.)

### Minutes

Season	31 (11/26/22 vs. Iowa)
Career	Same

## MISCELLANEOUS STATS

Year	Season	Career	TCU W/L
20+ Points:	-	-	0-0
10+ Points:	6	18	8-5
10+ Rebs:	-	1	1-0
Double-Doubles:	-	-	0-0
5+ Assists:	-	1	0-0
Led Team In Points:	1	10	2-1
Led Team In Rebounds:	1	4	2-0
Led Team In Assists:	1	6	1-1

SEASON	TEAM	GP-GS	MIN/AVG	Field Goals		3-Point		F-Throws		Rebounds				Scoring						
				FG-FGA	FG%	3FG-3FGA	3FG%	FT-FTA	FT%	OFF	DEF	TOT	AVG	PF-FO	A	TO	BLK	STL	PTS	AVG
2020-21	TTU	29-25	588/20.3	73-159	.459	0-3	.000	18-38	.474	57	33	90	3.1	74-4	40	33	6	17	164	5.7
2021-22	TCU	34-9	719/21.1	83-187	.444	5-30	.167	36-63	.571	51	86	137	4.0	82-3	36	56	18	21	207	6.1
2022-23	TCU	12-4	282/23.5	37-101	.366	3-20	.150	29-36	.806	17	24	41	3.4	29-0	19	13	10	15	106	8.8
<b>TOTAL FOR TCU</b>		<b>46-13</b>	<b>1001/21.8</b>	<b>120-288</b>	<b>.417</b>	<b>8-50</b>	<b>.160</b>	<b>65-99</b>	<b>.657</b>	<b>68</b>	<b>110</b>	<b>178</b>	<b>3.9</b>	<b>111-3</b>	<b>55</b>	<b>69</b>	<b>28</b>	<b>36</b>	<b>313</b>	<b>6.8</b>
<b>TOTAL</b>		<b>75-38</b>	<b>1589/21.2</b>	<b>193-447</b>	<b>.432</b>	<b>8-53</b>	<b>.151</b>	<b>83-137</b>	<b>.606</b>	<b>125</b>	<b>143</b>	<b>268</b>	<b>3.6</b>	<b>185-7</b>	<b>95</b>	<b>102</b>	<b>34</b>	<b>53</b>	<b>477</b>	<b>6.4</b>

## #0 PEAVY, Micah

Opponent	Date	GS	MIN	Total		3-Pointers		Free throws		Rebounds				PF	A	TO	BLK	STL	PTS	AVG
				FG-FGA	PCT	3FG-3FGA	PCT	FT-FTA	PCT	OFF	DEF	TOT	AVG							
Ark.-Pine Bluff	11/07/2022		23:02	3-6	.500	0-1	.000	4-4	1.000	0	0	0	0.0	1	0	1	0	1	10	10.0
Lamar University	11/11/2022		24:52	1-8	.125	0-3	.000	0-0	.000	1	0	1	0.5	4	2	1	2	2	2	6.0
Northwestern St.	11/14/2022	*	26:35	3-6	.500	0-1	.000	4-7	.571	0	2	2	1.0	1	3	1	1	0	10	7.3
ULM	11/17/2022		19:45	4-8	.500	0-2	.000	4-4	1.000	1	2	3	1.5	4	2	2	1	1	12	8.5
vs California	11/25/2022		28:14	3-9	.333	0-1	.000	2-4	.500	3	6	9	3.0	3	2	1	1	1	8	8.4
vs Iowa	11/26/2022	*	31:05	7-17	.412	2-4	.500	0-0	.000	0	8	8	3.8	4	2	1	1	2	16	9.7
Providence	11/30/2022		23:57	4-8	.500	0-0	.000	5-5	1.000	1	1	2	3.6	2	1	1	0	0	13	10.1
Jackson St.	12/06/2022	*	28:20	2-11	.182	0-4	.000	5-6	.833	1	0	1	3.3	3	2	1	0	2	9	10.0
vs SMU	12/10/2022	*	25:51	4-11	.364	0-2	.000	3-4	.750	3	2	5	3.4	0	1	1	2	0	11	10.1
Mississippi Val.	12/18/2022		21:42	3-6	.500	1-1	1.000	2-2	1.000	3	1	4	3.5	2	2	1	1	4	9	10.0
vs Utah	12/21/2022		08:54	2-3	.667	0-0	.000	0-0	.000	1	1	2	3.4	4	1	1	0	1	4	9.5
Texas Tech	12/31/2022		19:26	1-8	.125	0-1	.000	0-0	.000	3	1	4	3.4	1	1	1	1	1	2	8.8
<b>Totals</b>			<b>4</b>	<b>281:43</b>	<b>.366</b>	<b>3-20</b>	<b>.150</b>	<b>29-36</b>	<b>.806</b>	<b>17</b>	<b>24</b>	<b>41</b>	<b>3.4</b>	<b>29</b>	<b>19</b>	<b>13</b>	<b>10</b>	<b>15</b>	<b>106</b>	<b>8.8</b>

## Player Averages

Games Played	Minutes/game	Points/game	FG Pct	3FG Pct	FT Pct	Rebounds/game	Assists/game	Turnovers/game	Assist/Turnover ratio	Steals/game	Blocks/game
12	23.5	8.8	36.6	15.0	80.6	3.4	1.6	1.1	1.5	1.3	0.8

# #1 MIKE MILES JR.

6-2 | 205 | G | JR | HIGHLAND HILLS, TEXAS | LANCASTER HS

## Highlights

**Big 12 Preseason Player of the Year | Bob Cousy Award Watch List | NABC NCAA D1 Player of the Year Watch List | Naismith Trophy Watch List**  
**Preseason All-America Teams: The Athletic (2nd Team), SportingNews (2nd), CBS Sports (3rd), The Almanac (3rd)**  
 Named Emerald Coast Classic Tournament MVP after averaging 19 points to lead TCU to the title  
 Did not play vs. NSU or ULM (left foot) | Did not play vs. Jackson State (sick)  
 Has scored double figures in 15-straight games dating back to last season  
 Has taken seven charges this season. Took one all of last season.  
 Ranks 2nd in the Big 12 in points per game, 18.6  
 Ranks 4th in the Big 12 in field goal percentage, 52.1

**Prior to this season:** As a sophomore - All-Big 12 Second Team... AP All-Big 12 Second Team ... Big 12 All-Tournament Team... NABC Second Team All-District 8... USBWA All-Region VII... Honorable Mention All-Big 12 Conference Team... Was the only player in the Big 12 to finish in the top six in points and assists... Ranked fifth in the Big 12 in scoring with 15.2 per game... Was sixth in the Big 12 with 3.8 assists per game... Ranked ninth in the Big 12 in free throw shooting at 74.2 percent... Led TCU in scoring in 18 of the 31 games played... Scored in double figures in all but five games... Scored 20 or more points eight times... Named Big 12 Player of the Week on Dec. 20 after recorded 20 points, six rebounds, five assists and three steals at Georgetown (12/18/22)... Was the first Horned Frog in 25 seasons to be named to the conference all-tournament team, the first in the Big 12... Recorded five or more assists 10 times and led the team in assists 15 times... Tied a career-high with 28 points and added eight rebounds and four assists against Utah (12/8/22), the first TCU player with at least those numbers since Dec. 6, 2000... Started the season with 12 straight games with 10 or more points... In TCU's NCAA Tournament games, had 21 points against Seton Hall (3/18/22) and 20 against Arizona (3/20/22) including a 9-for-9 effort from the free throw line... Had 19 points, eight rebounds and six assists in a win over No. 19 LSU (1/29/22). **In summer of 2021** - Played for the USA at the 2021 FIBA U19 World Cup... Won the gold medal along with head coach Jamie Dixon with an 83-81 win over France in the championship game... Averaged 9.1 points, 3.3 rebounds and 3.9 assists and started in six of the seven games played... Had 11 points, seven rebounds, six assists with no turnovers and four steals in 30 minutes of action in the championship against France... Had 15 points, four rebounds and five assists in 25 minutes in the semifinals against Canada. **As a freshman - All-Big 12 Honorable Mention... Big 12 All-Freshman Team...** Played in 25 games and made 21 starts... Two-time Big 12 Newcomer of the Week... Was one of five freshmen in the country to average at least 13 points, three rebounds and three assists per game... Had a season-best 28 points to go with five rebounds, five assists and three steals at Missouri (1/30/21)... Was the only freshman in the country to record that stat line or better in a game... Scoring average of 13.6 per game ranked 14th in the Big 12, second among freshmen in the Big 12 and 15th nationally among freshmen... Ranked 14th in the Big 12 in assists per game at 3.1... Led TCU in free throw percentage at 82.7 percent... Finished the season making 26 of his last 30 free throw attempts... With 26 points against North Dakota State (12/22/20), was the most by a TCU freshman since the 2010-11 season... The first TCU player since the 2011-12 season to record multiple games of at least 20 points scored as a freshman... Scored 13 points against Houston Baptist (11/25/20), the most by a TCU freshman in his collegiate debut since 2016... Scored at least 10 points 18 times... Scored at least 20 points four times... Led the team in assists nine times... Made a season-best five 3-pointers at Kansas (1/28/21) on just eight attempts and finished with 18 points... Led the team in charges taken with seven. **Prior to TCU** - Earned a four-star rating by Rivals... The 114th-ranked prospect in the class of 2020 and the 27th-best point guard by Rivals... Named SportsDay's All-Area Boys Basketball Player of the Year by the Dallas Morning News... Named 5A Player of the Year by the Texas Association of Basketball Coaches... Named the USA Today Boys Basketball Player of the Year in Dallas... Led Lancaster High School to the state tournament and it ended the season as the top-ranked 5A team with a record of 36-1 (12-0 in district)... Averaged 21.4 points, four rebounds, four assists and three steals as a senior during the 2019-20 season... As a junior during the 2018-19 season, averaged 18.0 points, 4.5 assists and 2.3 steals and was first-team all-state, all-region and district MVP while leading Lancaster to a record of 31-3 (12-0 in district)... Was a member of the AAU team, the Texas titans, one of the top programs on the Nike EYBL circuit... One of Jamie Dixon's first targets when he took the TCU job and offered Miles as a freshman.

**Personal:** Born Aug. 24, 2002... Son of Jeanee Miles... Majoring in criminal justice.



## GAME HIGHS

Points	Rebounds	Assists	Steals	Blocks
Season 26 (11/11/22 vs. Lamar)	Season 6 (11/7/22 vs. UAPB)	Season 5, 4x (last, 12/28/22 vs. Central Ark.)	Season 4 (12/10/22 vs. SMU)	Season 1, 3x (last, 12/31/22 vs. Texas Tech)
Career 28, 2x (last, 12/8/21 vs. Utah)	Career 9, 2x (last, 1/12/21 at Oklahoma)	Career 7, 2x (last, 12/2/21 vs. Oral Roberts)	Career Same	Career 1, 10x (last, 12/31/22 vs. Texas Tech)

Field Goals	Field Goal Attempts
Season 9 (11/25/22 vs. Cal)	Season 22 (11/25/22 vs. Cal)
Career 12 (1/30/21 at Missouri)	Career Same

3-Point Field Goals:
Season 3, 2x (last, 12/18/22 vs. MVSU)
Career 5 (1/28/21 at Kansas)

3-Point Field Goal Attempts
Season 7 (11/11/22 vs. Lamar)
Career 8, 4x (last, 3/5/22 at West Virginia)

Free Throws
Season 11 (12/28/22 vs. Central Ark.)
Career 11, 2x (last, 12/28/22 vs. Central Ark.)

Free Throw Attempts
Season 14 (11/11/22 vs. Lamar)
Career Same

Minutes
Season 35, 2x (last, 12/21/22 vs. Utah)
Career 42 (1/15/22 vs. Oklahoma)

MISCELLANEOUS STATS			
Year	Season	Career	W/L
20+ Points:	4	16	10-5
10+ Points:	10	53	35-18
10+ Rebs:	-	-	0-0
Double-Doubles:	-	-	0-0
5+ Assists:	3	21	16-5
Led Team In Points:	6	32	23-9
Led Team In Rebounds:	-	8	5-3
Led Team In Assists:	23	26	18-8

SEASON TEAM	GP-GS	MIN	Field Goals		3-Point		F-Throws		Rebounds				Scoring							
			FG-FGA	FG%	3FG-3FGA	3FG%	FT-FTA	FT%	OFF	DEF	TOT	AVG	PF-FO	A	TO	BLK	STL	PTS	AVG	
2020-21 TCU	25-21	824	33.0	118-286	.413	41-114	.360	62-75	.827	7	80	87	3.5	45-0	78	64	5	24	339	13.6
2021-22 TCU	31-31	1037	33.5	163-427	.382	43-146	.295	107-141	.759	8	101	109	3.5	63-0	118	87	7	38	476	15.4
2022-23 TCU	10-9	308	30.8	61-117	.521	12-40	.300	52-77	.675	3	28	31	3.1	21-0	32	28	3	14	186	18.6
<b>TOTAL</b>	<b>66-61</b>	<b>2169</b>	<b>32.9</b>	<b>342-830</b>	<b>.412</b>	<b>96-300</b>	<b>.320</b>	<b>221-293</b>	<b>.754</b>	<b>18</b>	<b>209</b>	<b>227</b>	<b>3.4</b>	<b>129-0</b>	<b>228</b>	<b>179</b>	<b>15</b>	<b>76</b>	<b>1001</b>	<b>15.2</b>

## #1 MILES, Mike

Opponent	Date	GS	MIN	Total		3-Pointers		Free throws		Rebounds				PF	A	TO	BLK	STL	PTS	AVG
				FG-FGA	PCT	3FG-3FGA	PCT	FT-FTA	PCT	OFF	DEF	TOT	AVG							
Ark.-Pine Bluff	11/07/2022	*	28:39	4-8	.500	1-3	.333	6-11	.545	1	5	6	6.0	2	3	2	1	1	15	15.0
Lamar University	11/11/2022	*	35:11	7-13	.538	3-7	.429	9-14	.643	1	4	5	5.5	1	5	6	0	1	26	20.5
vs California	11/25/2022		33:57	9-22	.409	0-5	.000	5-6	.833	0	2	2	4.3	3	2	1	0	1	23	21.3
vs Iowa	11/26/2022	*	31:34	6-12	.500	1-4	.250	2-6	.333	0	3	3	4.0	1	5	4	0	2	15	19.8
Providence	11/30/2022	*	34:07	5-8	.625	1-3	.333	1-3	.333	0	3	3	3.8	3	1	4	0	0	12	18.2
vs SMU	12/10/2022	*	33:04	5-10	.500	2-4	.500	6-8	.750	0	3	3	3.7	0	2	2	0	4	18	18.2
Mississippi Val.	12/18/2022	*	20:46	5-8	.625	3-4	.750	2-2	1.000	0	4	4	3.7	2	2	0	0	0	15	17.7
vs Utah	12/21/2022	*	35:28	8-16	.500	0-4	.000	2-4	.500	1	2	3	3.6	2	4	3	1	3	18	17.8
Central Ark.	12/28/2022	*	21:46	5-8	.625	0-2	.000	11-13	.846	0	2	2	3.4	3	5	1	0	1	21	18.1
Texas Tech	12/31/2022	*	33:45	7-12	.583	1-4	.250	8-10	.800	0	0	0	3.1	4	3	5	1	1	23	18.6
<b>Totals</b>			<b>9 308:17</b>	<b>61-117</b>	<b>.521</b>	<b>12-40</b>	<b>.300</b>	<b>52-77</b>	<b>.675</b>	<b>3</b>	<b>28</b>	<b>31</b>	<b>3.1</b>	<b>21</b>	<b>32</b>	<b>28</b>	<b>3</b>	<b>14</b>	<b>186</b>	<b>18.6</b>

## Player Averages

Games Played	Minutes/game	Points/game	FG Pct	3FG Pct	FT Pct	Rebounds/game	Assists/game	Turnovers/game	Assist/Turnover ratio	Steals/game	Blocks/game
10	30.8	18.6	52.1	30.0	67.5	3.1	3.2	2.8	1.1	1.4	0.3



# #2 EMANUEL MILLER

6-7 | 217 | F | SR | SCARBOROUGH, ONTARIO | PROLIFIC PREP - CALIF. (TEXAS A&M)

## Highlights

- All-Big 12 Conference Honorable Mention
- Named Big 12 Player of the Week for the first time on Dec. 27 after 21 points (most as a TCU player) and 7 rebounds against Utah
- Missed both games of the Emerald Coast Classic (back)
- Did not play vs. Jackson State (back)
- Has scored 10 or more points in all but one game this season and in each of the last seven
- Ranks 12th in the Big 12 in points per game, 14.2
- Ranks 8th in the Big 12 in rebounds per game, 6.2
- Ranks 2nd in the Big 12 in field goal percentage, 56.6

**Prior to this season:** As a junior at TCU - All-Big 12 Conference Honorable Mention... Was third on the team with 10.3 points per game... Ranked 10th in the Big 12 at 6.2 rebounds per game and was seventh with 2.4 offensive rebounds per game... Had four double-doubles, including back-to-back double-doubles to open the season [vs. McNeese (11/11/21) and Southern Miss (11/15/21)], the first to do so at TCU in three seasons... Had 15 points and 10 rebounds against Pepperdine (11/25/21)... Recorded 18 points and 10 rebounds against Grambling (12/21/21)... Led TCU in rebounding 14 times... Had a season-high 13 rebounds twice against McNeese (11/11/21) and Southern Miss (11/15/21)... Recorded 10 or more points 18 times... Recorded a season-high 18 times twice, against Grambling (12/21/21) and West Virginia (2/21/22) to go with eight rebounds... Made 11 3-pointers after not making a three the previous year at Texas A&M... Tied for the team lead with 14 dunks... **As a sophomore at Texas A&M** - Played in 17 games, making 13 starts ... Ranked first in the SEC in field goal percentage (57.1%), second in rebounding per game (8.2), seventh in points per game (16.2 ppg) and ninth in free throw percentage (81.7%) ... Finished with a team-high six double-doubles, five of which Miller scored 20-or-more points, which is the most in a season by an Aggie since 1995 ... Shot 15-of-16 from the line which is tied for 10th in Aggie history in free throws made in a single game ... Recorded a career-high 28 points off 10-of-15 shooting, and was 8-of-9 from the line at South Carolina ... **As a freshman at Texas A&M** - Played in all 30 games, making 25 starts ... Notched three rebounds along with two points in his collegiate debut versus Northwestern State ... Registered his first career double-double with 10 points and 13 rebounds against Missouri ... Miller's nine offensive rebounds against the Tigers marked the most since Jan. 30 2017, when Tyler Davis had 11 against Arkansas ... Snagged a team-high eight rebounds at South Carolina ... Scored a team-high 19 points off 5-of-6 shooting from the field and 8-of-9 from the charity stripe against Florida ... Led the Aggies with a career-high 21 points and hauled in 10 rebounds in the win over Georgia. **Prior to TCU** - Four-star prospect by Rivals.com and ESPN.com ... Ranked No. 108 nationally by Rivals.com ... Ranked as the No. 21 power forward nationally by Rivals.com ... Averaged 17.3 points, 7.3 rebounds and 1.5 assists while competing for Canada at the 2018 FIBA U18 Americas Championship ... Scored 31 points and hauled in 14 rebounds in the semifinal game against Puerto Rico at the Americas Championship ... Helped lead Canada to its first-ever gold medal at the 2017 FIBA U19 World Cup held in Egypt.

**Personal:** Born June 19, 2000... Leonard Miller and Carline Bailey... Majoring in sociology.



## GAME HIGHS

<b>Points</b>	
Season	21 (12/21/22 vs. Utah)
Career	28 (1/6/21 at South Carolina)
<b>Rebounds</b>	
Season	10 (12/28/22 vs. Central Ark.)
Career	14 (12/8/19 vs. Texas)
<b>Assists</b>	
Season	6 (11/11/22 vs. Lamar)
Career	Same
<b>Steals</b>	
Season	3 (12/31/22 vs. Texas Tech)
Career	4 (12/30/19 vs. Texas Southern)
<b>Blocks</b>	
Season	2 (11/17/22 vs. ULM)
Career	5 (1/25/22 vs. Texas)
<b>Field Goals</b>	
Season	9, 2x (last, 12/28/22 vs. Central Ark.)
Career	10 (1/6/21 at South Carolina)
<b>Field Goal Attempts</b>	
Season	15 (12/28/22 vs. Central Arkansas)
Career	17 (3/3/21 vs. Mississippi State)
<b>3-Point Field Goals:</b>	
Season	2, 3x (12/21/22 vs. Utah)
Career	2, 4x (last, 12/21/22 vs. Utah)
<b>3-Point Field Goal Attempts</b>	
Season	3, 4x (last, 12/31/22 vs. Texas Tech)
Career	4 (11/22/21 vs. Santa Clara)
<b>Free Throws</b>	
Season	3, 2x (last, 12/18/22 vs. MVSU)
Career	15 (12/2/20 vs. Tarleton)
<b>Free Throw Attempts</b>	
Season	4 (12/18/22 vs. MVSU)
Career	16 (12/2/10 vs. Tarleton)
<b>Minutes</b>	
Season	30 (12/21/22 vs. Utah)
Career	37 (3/6/21 at Arkansas)

SEASON	TEAM	GP-GS	MIN/AVG	Field Goals			3-Point		F-Throws		Rebounds				Scoring					
				FG-FGA	FG%	3FG-3FGA	3FG%	FT-FTA	FT%	OFF	DEF	TOT	AVG	PF-FO	A	TO	BLK	STL	PTS	AVG
2019-20	TA&M	30-25	736/24.5	65-161	.404	3-21	.143	58-94	.617	60	130	190	6.3	58-0	26	35	2	21	191	6.4
2020-21	TA&M	17-13	538/31.7	100-175	.571	0-6	.000	76-93	.817	52	88	140	8.2	35-0	24	46	2	14	276	16.2
2021-22	TCU	34-34	936/27.5	142-288	.493	11-45	.244	55-80	.688	83	128	211	6.2	72-2	30	46	26	23	350	10.3
2022-23	TCU	10-9	263/26.3	60-106	.566	9-19	.474	13-19	.684	16	46	62	6.2	15-0	20	14	7	7	142	14.2
<b>TOTAL FOR TCU</b>	<b>44-43</b>	<b>1200/27.3</b>	<b>202-394</b>	<b>.513</b>	<b>20-64</b>	<b>.313</b>	<b>68-99</b>	<b>.687</b>	<b>99</b>	<b>174</b>	<b>273</b>	<b>6.2</b>	<b>87-2</b>	<b>50</b>	<b>60</b>	<b>33</b>	<b>30</b>	<b>492</b>	<b>11.2</b>	
<b>TOTAL</b>	<b>91-81</b>	<b>2474/27.2</b>	<b>367-730</b>	<b>.503</b>	<b>23-91</b>	<b>.253</b>	<b>202-286</b>	<b>.706</b>	<b>211</b>	<b>392</b>	<b>603</b>	<b>6.6</b>	<b>180-2</b>	<b>100</b>	<b>141</b>	<b>37</b>	<b>65</b>	<b>959</b>	<b>10.5</b>	

## #2 MILLER, Emanuel

Opponent	Date	GS	MIN	Total			3-Pointers		Free throws		Rebounds				PF	A	TO	BLK	STL	PTS	AVG
				FG-FGA	PCT	3FG-3FGA	PCT	FT-FTA	PCT	OFF	DEF	TOT	AVG								
Ark-Pine Bluff	11/07/2022	*	28:53	8-13	.615	2-3	.667	1-3	.333	2	3	5	5.0	1	0	2	0	1	19	19.0	
Lamar University	11/11/2022	*	25:39	6-12	.500	0-3	.000	0-0	.000	2	5	7	6.0	2	6	0	0	0	12	15.5	
Northwestern St.	11/14/2022	*	27:13	2-6	.333	0-1	.000	2-2	1.000	1	3	4	5.3	3	0	2	1	0	6	12.3	
ULM	11/17/2022	*	22:42	6-9	.667	1-1	1.000	3-3	1.000	1	6	7	5.8	1	2	2	2	0	16	13.3	
Providence	11/30/2022	*	27:53	4-9	.444	2-3	.667	0-0	.000	0	4	4	5.4	1	2	1	0	0	10	12.6	
vs SMU	12/10/2022	*	21:59	5-7	.714	1-2	.500	0-0	.000	1	4	5	5.3	3	1	2	0	1	11	12.3	
Mississippi Val.	12/18/2022	*	19:35	4-7	.571	0-1	.000	3-4	.750	3	4	7	5.6	1	5	1	0	0	11	12.1	
vs Utah	12/21/2022	*	30:42	9-14	.643	2-2	1.000	1-3	.333	2	5	7	5.8	2	1	2	1	2	21	13.3	
Central Ark.	12/28/2022	*	25:30	9-15	.600	0-0	.000	2-2	1.000	3	7	10	6.2	0	3	1	2	0	20	14.0	
Texas Tech	12/31/2022	*	32:59	7-14	.500	1-3	.333	1-2	.500	1	5	6	6.2	1	0	1	1	3	16	14.2	
<b>Totals</b>			<b>9</b>	<b>263:05</b>	<b>60-106</b>	<b>.566</b>	<b>9-19</b>	<b>.474</b>	<b>13-19</b>	<b>.684</b>	<b>16</b>	<b>46</b>	<b>62</b>	<b>6.2</b>	<b>15</b>	<b>20</b>	<b>14</b>	<b>7</b>	<b>7</b>	<b>142</b>	<b>14.2</b>

## Player Averages

Games Played	Minutes/game	Points/game	FG Pct	3FG Pct	FT Pct	Rebounds/game	Assists/game	Turnovers/game	Assist/Turnover ratio	Steals/game	Blocks/game
10	26.3	14.2	56.6	47.4	68.4	6.2	2.0	1.4	1.4	0.7	0.7

## MISCELLANEOUS STATS

Year	Season	Career	TCU W/L
20+ Points:	1	10	1-0
10+ Points:	8	45	20-6
10+ Rebs:	1	20	7-1
Double-Doubles:	1	13	5-0
5+ Assists:	2	2	2-0
Led Team In Points:	2	18	3-2
Led Team In Rebounds:	1	41	11-4
Led Team In Assists:	2	2	2-0

# #4 EDDIE LAMPKIN JR.

6-11 | 263 | C | SO | HOUSTON, TEXAS | MORTON RANCH HS

## Highlights

Did not play on Dec. 18 vs. MVSU due to a back injury  
 Ranked fifth in the Big 12 in rebounds per game, 7.4  
 Ranked first in the Big 12 in offensive rebounds per game, 4.0

**Prior to this season:** As a freshman - Averaged 6.8 points and tied for the team lead with 6.2 rebounds per game, which ranked ninth in the Big 12... Ranked second in the Big 12 with 2.9 offensive rebounds per game... Had a team-high five double-doubles... Had 12 points and 12 rebounds against Austin Peay (11/29/21), 10 points and 10 rebounds vs. Texas A&M (12/11/21), 14 points and 10 rebounds at Oklahoma (1/31/22), 10 points and 12 rebounds against Oklahoma State (2/8/22) and a career-high 20 points and 14 rebounds against Arizona (3/20/2022)... Was 8-of-9 from the field against Arizona in the second round of the NCAA Tournament, both season-highs for made and attempted... Led the team in rebounds 12 times... Shot 60.6 percent from the field for the season, the seventh-best ever at TCU. As a freshman - Played limited minutes in 10 games... Scored a season-high three points and had two rebounds in the final game of the season vs. Kansas State (3/10/21)... Had at two rebounds in three games. **Prior to TCU** - Ranked No. 9 in the state of Texas for the class of 2020 according to TexasHoops.com... Earned a four-star rating from ESPN.com Averaged 11.6 points and 10.9 rebounds as a senior and led Morton Ranch High School to its first-ever regional tournament berth, but fell in the 6A regional semifinals and finished with a record of 27-9 (12-0 in district)... Morton Ranch had won 30 consecutive district games, believed to be the best streak in Katy ISD boys basketball... Averaged 14 points, 10 rebounds and 2.4 assists as a junior during the 2018-19 season to lead Morton Ranch to a 27-7 record (12-0 in district)... Averaged 11.5 points and 3.4 rebounds as a sophomore during the 2017-18 season while Morton Ranch finished with a record of 24-10... Attended the Steph Curry Select Camp and earned MVP of the Steph Curry Under Armour game during the summer of 2019.

**Personal:** Born May 14, 2001... Son of Eddie Lampkin Sr. and Vanessa Lampkin... Majoring in criminal justice.



## GAME HIGHS

### Points

Season 16 (11/30/22 vs. Providence)  
 Career 20 (3/20/22 vs. Arizona)

### Rebounds

Season 12 (11/30/22 vs. Providence)  
 Career 14 (3/20/22 vs. Arizona)

### Assists

Season 3, 2x (last, 11/17/22 vs. ULM)  
 Career 3, 3x (last, 11/14/22 vs. Northwestern St.)

### Steals

Season 2 (12/28/22 vs. Central Ark.)  
 Career 2, 4x (last, 12/28/22 vs. Central Ark.)

### Blocks

Season 2 (11/17/22 vs. ULM)  
 Career 2, 4x (last, 3/20/22 vs. Arizona)

### Field Goals

Season 7 (11/30/22 vs. Providence)  
 Career 8, 2x (last, 3/20/22 vs. Arizona)

### Field Goal Attempts

Season 11 (11/30/22 vs. Providence)  
 Career Same

### 3-Point Field Goals:

Season -  
 Career -

### 3-Point Field Goal Attempts

Season -  
 Career -

### Free Throws

Season 3 (11/14/22 vs. Northwestern St.)  
 Career 4, 3x (last, 3/20/22 vs. Arizona)

### Free Throw Attempts

Season 4 (11/14/22 vs. Northwestern St.)  
 Career 10 (3/20/22 vs. Arizona)

### Minutes

Season 29, 2x (last, 12/6/22 vs. SMU)  
 Career 35 (3/20/22 vs. Arizona)

## MISCELLANEOUS STATS

Year	Season	Career	W/L
20+ Points:	-	1	0-1
10+ Points:	1	7	5-2
10+ Rebs:	3	7	5-2
Double-Doubles:	1	6	5-1
5+ Assists:	-	-	0-0
Led Team In Points:	-	2	1-1
Led Team In Rebounds:	8	20	13-7
Led Team In Assists:	-	-	0-0

SEASON TEAM	GP-GS	MIN/AVG	Field Goals		3-Point		F-Throws		Rebounds				Scoring						
			FG-FGA	FG%	3FG-3FGA	3FG%	FT-FTA	FT%	OFF	DEF	TOT	AVG	PF-FO	A	TO	BLK	STL	PTS	AVG
2020-21 TCU	10-0	32/3.2	2-5	.400	0-0	.000	2-6	.333	4	5	9	0.9	8-0	1	2	1	4	6	0.6
2021-22 TCU	33-32	705/21.4	94-155	.606	0-0	.000	36-70	.514	103	103	206	6.2	77-1	25	34	16	20	224	6.8
2022-23 TCU	12-10	286/23.8	36-70	.514	0-0	.000	12-23	.522	48	41	89	7.4	20-0	15	16	6	10	84	7.0
<b>TOTAL</b>	<b>55-42</b>	<b>1023/18.6</b>	<b>132-230</b>	<b>.574</b>	<b>0-0</b>	<b>.000</b>	<b>50-99</b>	<b>.505</b>	<b>155</b>	<b>149</b>	<b>304</b>	<b>5.5</b>	<b>105-1</b>	<b>41</b>	<b>52</b>	<b>23</b>	<b>34</b>	<b>314</b>	<b>5.7</b>

## #4 LAMPKIN, Eddie

Opponent	Date	GS	MIN	Total		3-Pointers		Free throws		Rebounds				PF	A	TO	BLK	STL	PTS	AVG	
				FG-FGA	PCT	3FG-3FGA	PCT	FT-FTA	PCT	OFF	DEF	TOT	AVG								
Ark.-Pine Bluff	11/07/2022	*	27:20	1-2	.500	0-0	.000	0-1	.000	1	1	2	2.0	0	2	0	1	1	2	2.0	
Lamar University	11/11/2022		19:51	3-6	.500	0-0	.000	0-0	.000	5	4	9	5.5	1	0	0	1	0	6	4.0	
Northwestern St.	11/14/2022	*	23:51	1-3	.333	0-0	.000	3-4	.750	4	7	11	7.3	3	3	3	0	1	5	4.3	
ULM	11/17/2022	*	17:34	3-6	.500	0-0	.000	2-3	.667	2	2	4	6.5	2	2	2	2	1	8	5.3	
vs California	11/25/2022		20:26	2-4	.500	0-0	.000	0-1	.000	3	1	4	6.0	2	0	0	0	1	4	5.0	
vs Iowa	11/26/2022	*	22:48	4-6	.667	0-0	.000	0-2	.000	5	4	9	6.5	2	3	1	2	0	8	5.5	
Providence	11/30/2022	*	29:57	7-11	.636	0-0	.000	2-2	1.000	7	5	12	7.3	3	0	1	0	0	16	7.0	
Jackson St.	12/06/2022	*	25:59	2-4	.500	0-0	.000	0-0	.000	2	5	7	7.3	2	0	3	0	1	4	6.6	
vs SMU	12/10/2022	*	28:35	5-9	.556	0-0	.000	1-3	.333	4	4	8	7.3	3	2	1	0	1	11	7.1	
vs Utah	12/21/2022	*	21:59	2-7	.286	0-0	.000	1-3	.333	7	4	11	7.7	0	2	2	0	0	5	6.9	
Central Ark.	12/28/2022	*	20:20	4-8	.500	0-0	.000	1-2	.500	4	0	4	7.4	2	1	0	0	2	9	7.1	
Texas Tech	12/31/2022	*	27:04	2-4	.500	0-0	.000	2-2	1.000	4	4	8	7.4	0	0	3	0	2	6	7.0	
<b>Totals</b>			<b>10</b>	<b>285:45</b>	<b>36-70</b>	<b>.514</b>	<b>0-0</b>	<b>.000</b>	<b>12-23</b>	<b>.522</b>	<b>48</b>	<b>41</b>	<b>89</b>	<b>7.4</b>	<b>20</b>	<b>15</b>	<b>16</b>	<b>6</b>	<b>10</b>	<b>84</b>	<b>7.0</b>

## Player Averages

Games Played	Minutes/game	Points/game	FG Pct	3FG Pct	FT Pct	Rebounds/game	Assists/game	Turnovers/game	Assist/Turnover ratio	Steals/game	Blocks/game
12	23.8	7.0	51.4	0.0	52.2	7.4	1.3	1.3	0.9	0.8	0.5

# #5 CHUCK O'BANNON JR.

6-6 | 215 | F | R-SR | LAS VEGAS, NEV. | BISHOP GORMAN HS (USC)

## Highlights

Team leader in 3-pointers with 18

**Prior to this season:** As a junior at TCU - Played in all 34 games and made 25 starts, all in the last 25 games of the season... Led the team with 46 made 3-pointers... Scored in double figures 15 times after scoring in double figures five times all of last season... Scored over 20 points one time with 23 points against Arizona (3/20/22) in the final game of the season and the second round of the NCAA Tournament where he also made five 3-pointers... Added a career-high four steals in a career-high 39 minutes against the Wildcats... Led the team in scoring eight times... Made what proved to be the game-winning 3-pointer in TCU's overtime win over Oklahoma (1/15/22)... Had seven games of three or more 3-pointers in a game... One of the team's top free throw shooters at 70.3 percent (64-of-91). **As a junior at TCU** - Played in 25 games and made 18 starts... Had a season-high 18 points against Kansas (1/5/21), one of five games of scoring 10 or more points... Had 17 points and five rebounds at Missouri (1/30/21)... Made at least one 3-pointer in five straight games and in 11 of his last 12... Made 28 3-pointers, the third-most on the team... **As a junior at USC** - Played in three games for USC, the last coming on Nov. 12 vs. South Dakota State... Was 0-for-5 shooting and made both of his free throws during the season... Hurt his left hand in practice on Nov. 25, which required surgery... **As a sophomore at USC** - While at USC, suffered a left pinky injury in practice on Nov. 9 which would require surgery on Nov. 13 and he used the campaign as a redshirt season. He played 10 minutes in the first game of the year vs. Robert Morris on Nov. 6, 2018... **As a freshman at USC** - Appeared in 14 games for USC, scoring 18 points and grabbing nine rebounds... He played in the season opener vs. CS Fullerton on Nov. 10, 2017 and had two rebounds and an assist in nine minutes of action... Scored his first points as a Trojan from the free throw line on Nov. 22, 2017 vs. Lehigh... Was 2-for-2 in that game and made all seven attempts from the charity stripe he took during the season... Scored his first field goal and added two rebounds vs. Santa Clara on Dec. 14, 2017... **Prior to USC** - The five-star recruit was ranked the No. 28 prospect on the ESPN Top 100 list and the No. 6 small forward in the 2017 class... Was a 2017 McDonald's All-American and scored 10 points, had three rebounds and dished out two assists in the McDonald's All-American game on March 29, 2017 in Chicago, Ill... The All-State wing led Bishop Gorman High to a 22-9 record his senior season while averaging 21.4 points, 8.1 rebounds and 4.0 assists... Helped lead Bishop Gorman to four of its six consecutive state 4A titles, including a 62-58 comeback win over Clark in the 2017 title game in which he scored 36 points and grabbed 11 rebounds.

**Personal:** Born March 1, 1999 in Long Beach, Calif... Son of Valencia and Charles O'Bannon... Father, Charles, was a starter on UCLA's 1995 national championship team and went on to be a second-round pick in the 1997 NBA draft... Uncle, Ed O'Bannon, also was a star on the 1994-95 Bruins team and was the ninth overall pick in the 1995 NBA draft... Lived in Japan from ages 2-14... Graduated with a degree in general studies in May 2022 and working towards a Master of Liberal Arts degree.



## GAME HIGHS

### Points

Season 12, 2x (last, 11/30/22 vs. Providence)  
Career 23 (3/20/22 vs. Arizona)

### Rebounds

Season 7, 2x (last, 12/6/22 vs. SMU)  
Career 9, 2x (last, 2/15/22 vs. Iowa State)

### Assists

Season 2, 2x (last, 12/6/22 vs. SMU)  
Career 3, 3x (last, 1/8/22 vs. Baylor)

### Steals

Season 2 (11/7/22 vs. UAPB)  
Career 4 (3/20/22 vs. Arizona)

### Blocks

Season 3 (11/11/22 vs. Lamar)  
Career Same

### Field Goals

Season 4, 2x (last, 12/6/22 vs. Jackson St.)  
Career 6, 6x (last, 3/11/22 vs. Kansas)

### Field Goal Attempts

Season 14 (11/14/22 vs. Northwestern St.)  
Career Same

### 3-Point Field Goals:

Season 3 (12/6/22 vs. Jackson St.)  
Career 5 (3/20/22 vs. Arizona)

### 3-Point Field Goal Attempts

Season 7, 2x (last, 11/14/22 vs. Northwestern St.)  
Career 13 (3/20/22 vs. Arizona)

### Free Throws

Season 6 (11/7/22 vs. UAPB)  
Career Same

### Free Throw Attempts

Season 10 (12/6/22 vs. Jackson St.)  
Career Same

### Minutes

Season 29 (11/14/22 vs. Northwestern St.)  
Career 39 (3/20/22 vs. Arizona)

## MISCELLANEOUS STATS

Year	Season	Career	W/L
20+ Points:	-	1	0-1
10+ Points:	7	27	20-7
10+ Rebs:	-	-	0-0
Double-Doubles:	-	-	0-0
5+ Assists:	-	-	0-0
Led Team In Points:	-	9	5-4
Led Team In Rebounds:	1	7	2-5
Led Team In Assists:	-	-	0-0

SEASON	TEAM	GP-GS	MIN/AVG	Field Goals		3-Point		F-Throws		Rebounds				Scoring						
				FG-FGA	FG%	3FG-3FGA	3FG%	FT-FTA	FT%	OFF	DEF	TOT	AVG	PF-FO	A	TO	BLK	STL	PTS	AVG
2017-18	USC	14-0	72/5.1	5-23	.217	1-8	.125	7-7	1.000	1	8	9	0.6	10-0	2	2	0	4	18	1.3
2018-19	USC	1-0	10/9.9	0-1	.000	0-0	.000	0-0	.000	0	1	1	1.0	0-0	0	0	0	0	0	0.0
2019-20	USC	3-0	18/6.1	0-5	.000	0-0	.000	2-2	1.000	4	0	4	1.3	3-0	1	3	0	2	2	0.7
2020-21	TCU	25-16	449/18.0	55-135	.407	28-76	.368	31-41	.756	26	70	96	3.8	42-0	13	21	13	19	169	6.8
2021-22	TCU	34-25	815/24.0	106-260	.408	46-136	.338	64-91	.703	43	99	142	4.2	55-1	32	34	20	32	322	9.5
2022-23	TCU	13-13	296/22.8	33-96	.344	18-57	.316	29-39	.744	21	34	55	4.2	23-0	17	11	14	11	113	8.7
<b>TOTAL FOR TCU</b>		<b>72-54</b>	<b>1560/21.7</b>	<b>194-491</b>	<b>.395</b>	<b>92-269</b>	<b>.342</b>	<b>124-171</b>	<b>.725</b>	<b>90</b>	<b>203</b>	<b>293</b>	<b>4.1</b>	<b>120-1</b>	<b>62</b>	<b>66</b>	<b>47</b>	<b>62</b>	<b>604</b>	<b>8.4</b>
<b>TOTAL</b>		<b>90-54</b>	<b>1660/18.4</b>	<b>199-520</b>	<b>.383</b>	<b>93-277</b>	<b>.336</b>	<b>133-180</b>	<b>.739</b>	<b>95</b>	<b>212</b>	<b>307</b>	<b>3.4</b>	<b>133-1</b>	<b>65</b>	<b>71</b>	<b>47</b>	<b>68</b>	<b>624</b>	<b>6.9</b>

## #5 O'BANNON, Chuck

Opponent	Date	GS	MIN	Total		3-Pointers		Free throws		Rebounds				PF	A	TO	BLK	STL	PTS	AVG
				FG-FGA	PCT	3FG-3FGA	PCT	FT-FTA	PCT	OFF	DEF	TOT	AVG							
Ark.-Pine Bluff	11/07/2022	*	23:18	2-10	.200	1-7	.143	6-7	.857	2	5	7	7.0	1	2	1	1	2	11	11.0
Lamar University	11/11/2022	*	22:30	4-8	.500	1-5	.200	0-0	.000	1	3	4	5.5	1	0	2	3	0	9	10.0
Northwestern St.	11/14/2022	*	28:49	3-14	.214	1-7	.143	5-7	.714	3	2	5	5.3	1	1	2	1	0	12	10.7
ULM	11/17/2022	*	09:23	3-6	.500	2-5	.400	3-4	.750	1	1	2	4.5	2	0	0	0	1	11	10.8
vs California	11/25/2022	*	31:33	2-8	.250	1-4	.250	1-4	.250	3	2	5	4.6	2	1	2	2	1	6	9.8
vs Iowa	11/26/2022	*	21:29	3-4	.750	1-2	.500	0-0	.000	1	3	4	4.5	4	1	1	0	0	7	9.3
Providence	11/30/2022	*	20:54	3-8	.375	2-4	.500	4-4	1.000	0	1	1	4.0	2	1	0	0	1	12	9.7
Jackson St.	12/06/2022	*	22:22	4-10	.400	3-6	.500	0-0	.000	3	2	5	4.1	2	0	1	2	2	11	9.9
vs SMU	12/10/2022	*	25:18	2-6	.333	2-4	.500	4-5	.800	1	6	7	4.4	1	2	0	0	0	10	9.9
Mississippi Val.	12/18/2022	*	17:02	3-6	.500	1-3	.333	0-0	.000	1	0	1	4.1	1	3	0	1	1	7	9.6
vs Utah	12/21/2022	*	31:06	3-8	.375	2-4	.500	2-2	1.000	3	2	5	4.2	3	3	0	2	1	10	9.6
Central Ark.	12/28/2022	*	22:13	1-5	.200	1-5	.200	4-6	.667	2	4	6	4.3	1	2	2	2	1	7	9.4
Texas Tech	12/31/2022	*	20:09	0-3	.000	0-1	.000	0-0	.000	0	3	3	4.2	2	2	1	0	1	0	8.7
<b>Totals</b>			<b>13</b>	<b>296:06</b>	<b>.344</b>	<b>18-57</b>	<b>.316</b>	<b>29-39</b>	<b>.744</b>	<b>21</b>	<b>34</b>	<b>55</b>	<b>4.2</b>	<b>23</b>	<b>17</b>	<b>11</b>	<b>14</b>	<b>11</b>	<b>113</b>	<b>8.7</b>

## Player Averages

Games Played	Minutes/game	Points/game	FG Pct	3FG Pct	FT Pct	Rebounds/game	Assists/game	Turnovers/game	Assist/Turnover ratio	Steals/game	Blocks/game
13	22.8	8.7	34.4	31.6	74.4	4.2	1.3	0.8	1.5	0.8	1.1

# #10 DAMION BAUGH

6-4 | 194 | G | SR | NASHVILLE, TENN. | TENNESSEE PREP ACADEMY (MEMPHIS)

## Highlights

Suspended the first 6 games by the NCAA for using a non-certified NCAA agent last spring.  
Has led TCU in assists in five of seven games he's played this season

**Prior to this season:** As a junior at TCU - All-Big 12 Conference Honorable Mention... Averaged 10.6 points per game, which ranked second on the team and averaged 4.5 rebounds... Dished out 4.5 assists per game, which led the team and ranked fourth in the Big 12... Scored more points (330) than he did in two seasons at Memphis (215)... Scored in double figures 16 times and at least 20 points twice... Recorded a career-high 23 points, seven rebounds, five assists and seven steals at Iowa State (1/22/22)... Seven steals at Iowa State were the most by a Big 12 player in four seasons and the most in a Big 12 game in 16 seasons... Recorded TCU's first double-double with points and assists in three seasons when he had 13 points and a career-high 11 assists vs. Grambling (12/21/21)... Was one of eight different TCU players to record 10 or more points and 10 or more assists in a game since 1996-97... Led the team in assists 18 times... Had at least five assists 11 times... Was named Big 12 Newcomer of the Week after averaging 18.5 points and 6.0 rebounds in games at Oklahoma and Kansas State... Made the game-winning 3-pointer with 11 seconds remaining in TCU's 60-57 win at Kansas State (1/12/22)... Missed three games early in the season due to ankle injury... **As a sophomore at Memphis** - Played in 26 games while starting four times... Averaged 3.4 points, 2.6 rebounds and 1.9 assists per game... Season-high 10 points came in the team's opening game vs. Saint Mary's (CA) (11/25/20)... Recorded five or more rebounds six times... Shot 41.5 percent from the field... Team finished 20-8 and won the National Invitation Tournament... **As a freshman at Memphis** - Started 25 of 31 games, including the first 15 of his career... Averaged 4.1 points, 3.6 rebounds and finished with 86 assists (2.8 per game), second on the team... Dished out eight assists in the season opener against South Carolina State, the most by a Tiger in a season opener since the 1984-85 season... Scored a season-high 15 points in the Dec. 30 American Athletic Conference opener against Tulane... Instrumental in the upset of Tennessee on Dec. 14 in Knoxville, scoring seven of his 10 points in the second half... Also, stripped ball away from a Tennessee player after a rebound under the Memphis goal and put in back in the hoop for a 44-43 lead with just under four minutes remaining... With 1:43 to go in Knoxville, he dropped in a 3-pointer - one of five during the season - for a 49-47 Tigers' advantage... Played a season-high 31 minutes against No 14 Oregon Nov. 12 in Portland... Set 11 of his career highs in the month of December... Averaged 7.5 points, 4.0 rebounds and 3.5 assists in six December games... Team finished 21-10... **Prior to Memphis** - Played his junior and senior seasons in Memphis at Tennessee Prep Academy... Averaged 23.5 points and 10 rebounds his senior season and recorded 10 triple-doubles... Played his first two high school seasons at Cane Ridge High in Nashville... Was listed as a four-star prospect in 247Sports' Independent Ranking... Listed as the No. 4 prospect in Tennessee and the No. 93 player overall in the Class of 2019 according to 247Sports... Rivals.com ranked Baugh as the No. 86 prospect in the nation and was given a four-star rating.

**Personal:** Born Aug. 3, 2000... Damon and Samantha Baugh... Majoring in criminal justice

SEASON	TEAM	GP-GS	MIN/AVG	Field Goals		3-Point		F-Throws		Rebounds				Scoring						
				FG-FGA	FG%	3FG-3FGA	3FG%	FT-FTA	FT%	OFF	DEF	TOT	AVG	PF-FO	A	TO	BLK	STL	PTS	AVG
2019-20	Mem	31-25	640/20.6	49-112	.438	5-17	.294	24-43	.558	25	87	112	3.6	75-1	86	66	9	35	127	4.1
2020-21	Mem	26-4	509/19.6	34-82	.415	5-19	.263	15-22	.682	13	55	68	2.6	39-0	50	36	7	25	88	3.4
2021-22	TCU	31-30	975/31.5	121-289	.419	27-100	.270	61-93	.656	16	122	138	4.5	39-0	139	103	6	41	330	10.6
2022-23	TCU	7-7	220/31.5	31-68	.456	5-16	.313	15-24	.625	5	26	31	4.4	8-0	33	17	2	17	82	11.7
<b>TOTAL FOR TCU</b>		<b>38-37</b>	<b>1196/31.5</b>	<b>152-357</b>	<b>.426</b>	<b>32-116</b>	<b>.276</b>	<b>76-117</b>	<b>.650</b>	<b>21</b>	<b>148</b>	<b>169</b>	<b>4.4</b>	<b>47-0</b>	<b>172</b>	<b>120</b>	<b>8</b>	<b>58</b>	<b>412</b>	<b>10.8</b>
<b>TOTAL</b>		<b>95-66</b>	<b>2345/24.7</b>	<b>235-551</b>	<b>.426</b>	<b>42-152</b>	<b>.276</b>	<b>115-182</b>	<b>.632</b>	<b>59</b>	<b>290</b>	<b>349</b>	<b>3.7</b>	<b>161-1</b>	<b>308</b>	<b>222</b>	<b>24</b>	<b>118</b>	<b>627</b>	<b>6.6</b>

## #10 BAUGH, Damion

Opponent	Date	GS	MIN	Total		3-Pointers		Free throws		Rebounds				PF	A	TO	BLK	STL	PTS	AVG	
				FG-FGA	PCT	3FG-3FGA	PCT	FT-FTA	PCT	OFF	DEF	TOT	AVG								
Providence	11/30/2022	*	31:10	4-7	.571	1-1	1.000	1-2	.500	0	4	4	4.0	2	5	3	0	3	10	10.0	
Jackson St.	12/06/2022	*	34:33	4-12	.333	0-2	.000	7-9	.778	3	3	6	5.0	2	5	5	0	1	15	12.5	
vs SMU	12/10/2022	*	34:25	4-8	.500	0-0	.000	1-4	.250	0	7	7	5.7	1	6	2	0	0	9	11.3	
Mississippi Val.	12/18/2022	*	23:09	3-5	.600	2-3	.667	4-6	.667	1	3	4	5.3	0	3	2	3	12	11.5		
vs Utah	12/21/2022	*	33:42	4-13	.308	1-4	.250	0-1	.000	1	2	3	4.8	1	3	1	0	2	9	11.0	
Central Ark.	12/28/2022	*	26:21	6-10	.600	1-4	.250	0-0	.000	0	5	5	4.8	1	6	0	0	4	13	11.3	
Texas Tech	12/31/2022	*	37:10	6-13	.462	0-2	.000	2-2	1.000	0	2	2	4.4	1	5	3	0	4	14	11.7	
<b>Totals</b>			<b>7</b>	<b>220:30</b>	<b>31-68</b>	<b>.456</b>	<b>5-16</b>	<b>.313</b>	<b>15-24</b>	<b>.625</b>	<b>5</b>	<b>26</b>	<b>31</b>	<b>4.4</b>	<b>8</b>	<b>33</b>	<b>17</b>	<b>2</b>	<b>17</b>	<b>82</b>	<b>11.7</b>

## Player Averages

Games Played	Minutes/game	Points/game	FG Pct	3FG Pct	FT Pct	Rebounds/game	Assists/game	Turnovers/game	Assist/Turnover ratio	Steals/game	Blocks/game
7	31.5	11.7	45.6	31.3	62.5	4.4	4.7	2.4	1.9	2.4	0.3



## GAME HIGHS

Points	Season	15 (12/6/22 vs. Jackson St.)
Career	23 (1/22/22 at Iowa State)	

Rebounds	Season	7 (12/6/22 vs. SMU)
Career	9 (3/20/22 vs. Arizona)	

Assists	Season	6 (12/6/22 vs. SMU)
Career	11 (12/21/21 vs. Grambling)	

Steals	Season	4, 2x (last, 12/31/22 vs. Texas Tech)
Career	7, 2x (last, 1/22/22 at Iowa State)	

Blocks	Season	2 (12/18/22 vs. MVSU)
Career	2, 2x (last 12/4/20 vs. Central Arkansas)	

Field Goals	Season	6, 2x (last, 12/31/22 vs. Texas Tech)
Career	11 (1/22/22 at Iowa State)	

Field Goal Attempts	Season	13, 2x (last, 12/31/22 vs. Texas Tech)
Career	17, 2x (last, 3/20/22 vs. Arizona)	

3-Point Field Goals:	Season	2 (12/18/22 vs. MVSU)
Career	3, 4x (last, 2/12/22 at Texas Tech)	

3-Point Field Goal Attempts	Season	3 (12/18/22 vs. MVSU)
Career	8 (2/5/22 vs. Kansas State)	

Free Throws	Season	7 (12/6/22 vs. Jackson St.)
Career	9 (12/11/21 vs. Texas A&M)	

Free Throw Attempts	Season	9 (12/6/22 vs. Jackson St.)
Career	10 (12/11/21 vs. Texas A&M)	

Minutes	Season	37 (12/31/22 vs. Texas Tech)
Career	41 (3/20/22 vs. Arizona)	

MISCELLANEOUS STATS		TCU
Year	Season	Career
20+ Points:	-	2
10+ Points:	5	25
10+ Rebs:	-	0
Double-Doubles:	-	1
5+ Assists:	5	21
Led Team In Points:	-	4
Led Team In Rebounds:	-	2
Led Team In Assists:	5	33



# #11 RONDEL WALKER

6-5 | 180 | G | JR | MIDWEST CITY, OKLA. | PUTNUM CITY WEST HS (OKLAHOMA STATE)

## Highlights

**Prior to this season:** As a sophomore at OSU - Played in 30 games and started eight... Averaged 4.9 points, 2.6 rebounds and 1.1 assists per game... Scored a season-high 18 points at Kansas State in a game where he started and played a season-high 34 minutes... Brought down a season-high seven rebounds against Kansas State... Shot 82.1 percent from the 3-point line... Was second on the team with 48 steals... As a freshman at OSU - Played in 29 games and made seven starts... OSU was 6-1 with Walker in the starting lineup... Recorded 12 double-digit scoring games and averaged 7.8 points per game, which ranked second among OSU guards... Averaged 2.9 rebounds, 1.0 assists and 0.3 blocks per game... Shot 33.0 percent from 3-point range, which ranked second on the team... Connected on multiple 3-pointers in eight games... Recorded 1.2 steals per game, which ranked 11th in the Big 12... Was better in Big 12 play, averaging 1.5 steals per game which ranked seventh in the league... Recorded the game-winning "And-1" layup with 38 seconds to play against No. 6 Kansas... Scored a season-high 20 points in a win at Iowa State on 4-of-8 shooting from 3-point range... **Prior to OSU** - A unanimous four-star talent... Ranked No. 55 on the final ESPN Top-100 for 2020... Named a national top-100 recruit by 247Sports (95th)... Earned the 2020 Jim Thorpe High School Player of the Year award from the Oklahoma Sports Hall of Fame... Named The Oklahoman's 2020 Big All-City Player of the Year... Putnam City West's all-time leader in career points and steals... Member of The Oklahoman's 2020 Super 5 First Team, which made him the 30th Super Team selection by an OSU signee... Averaged 25.8 points per game while grabbing 5.1 rebounds and dishing 3.2 assists as a senior... Had 4.1 steals per game... Helped Putnam West recover from a 3-8 start to make the Class 6A state tournament at 16-11, its eighth consecutive trip to state... Averaged 23.1 points per game as a junior, and led the Patriots to the Class 6A state tournament... In 2019, he averaged than five steals per game and had three triple-doubles, two of which included more than 10 steals... Was a member of the 2019 Oklahoman's Big All-City first team and Super 5 second team... Teamed up with Cade Cunningham and fellow Horned Frogs, JaKobe Coles and Mike Miles on the Texas Titans AAU squad... Averaged 12.4 points, 4.3 rebounds, 3.0 assists and 1.4 steals per game on the 2019 EYBL circuit.

**Personal:** Born Sept. 22, 2001... Son of Angelia and Tracey Walker... Has one sister, Raven... Majoring in sociology.



## GAME HIGHS

### Points

Season	9, 2x (last, 11/26/22 vs. Iowa)
Career	20 (1/25/21 at Iowa State)

### Rebounds

Season	5 (11/17/22 vs. ULM)
Career	10 (1/12/21 vs. Kansas)

### Assists

Season	3, 2x (last, 12/28/22 vs. Central Ark.)
Career	4 (11/22/21 vs. Col of Charleston)

### Steals

Season	2 (11/17/22 vs. ULM)
Career	6 (1/22/22 at Texas)

### Blocks

Season	2, 2x (last, 11/17/22 vs. ULM)
Career	Same

### Field Goals

Season	3, 2x (last, 11/26/22 vs. Iowa)
Career	7 (1/25/21 at Iowa State)

### Field Goal Attempts

Season	7 (11/26/22 vs. Iowa)
Career	16 (2/2/22 vs. Kansas State)

### 3-Point Field Goals:

Season	3 (11/17/22 vs. ULM)
Career	4, 2x (last, 2/2/22 vs. Kansas State)

### 3-Point Field Goal Attempts

Season	6 (11/11/22 vs. Lamar)
Career	11 (2/2/22 vs. Kansas State)

### Free Throws

Season	3 (11/26/22 vs. Iowa)
Career	8 (12/1/20 at Marquette)

### Free Throw Attempts

Season	3 (11/26/22 vs. Iowa)
Career	9 (12/1/20 at Marquette)

### Minutes

Season	33 (11/26/22 vs. Iowa)
Career	40 (2/27/21 at Oklahoma)

## MISCELLANEOUS STATS

Year	Season	Career	TCU W/L
20+ Points:	-	-	0-0
10+ Points:	-	18	0-0
10+ Rebs:	-	1	0-0
Double-Doubles:	-	-	0-0
5+ Assists:	-	-	0-0
Led Team In Points:	-	-	0-0
Led Team In Rebounds:	-	-	0-0
Led Team In Assists:	-	-	0-0

SEASON	TEAM	GP-GS	MIN/AVG	Field Goals		3-Point		F-Throws		Rebounds				Scoring						
				FG-FGA	FG%	3FG-3FGA	3FG%	FT-FTA	FT%	OFF	DEF	TOT	AVG	PF-FO	A	TO	BLK	STL	PTS	AVG
2020-21	OSU	29-7	738/25.4	74-175	.423	32-97	.330	46-70	.657	20	65	85	2.9	42-0	28	38	8	35	226	7.8
2021-22	OSU	30-8	671/22.4	50-139	.360	23-82	.280	23-28	.821	11	66	77	2.6	38-1	33	31	4	48	146	4.9
2022-23	TCU	13-4	209/16.0	13-40	.325	8-27	.296	4-5	.800	4	23	27	2.1	13-0	15	9	5	9	38	2.9
<b>TOTAL FOR TCU</b>	<b>13-4</b>	<b>209/16.0</b>	<b>13-40</b>	<b>.325</b>	<b>8-27</b>	<b>.296</b>	<b>4-5</b>	<b>.800</b>	<b>4</b>	<b>23</b>	<b>27</b>	<b>2.1</b>	<b>13-0</b>	<b>15</b>	<b>9</b>	<b>5</b>	<b>9</b>	<b>38</b>	<b>2.9</b>	
<b>TOTAL</b>	<b>72-19</b>	<b>1617/22.5</b>	<b>137-354</b>	<b>.387</b>	<b>63-206</b>	<b>.306</b>	<b>73-103</b>	<b>.709</b>	<b>35</b>	<b>154</b>	<b>189</b>	<b>2.6</b>	<b>93-1</b>	<b>76</b>	<b>78</b>	<b>17</b>	<b>92</b>	<b>410</b>	<b>5.7</b>	

## #11 WALKER, Rondel

Opponent	Date	GS	MIN	Total		3-Pointers		Free throws		Rebounds				PF	A	TO	BLK	STL	PTS	AVG
				FG-FGA	PCT	3FG-3FGA	PCT	FT-FTA	PCT	OFF	DEF	TOT	AVG							
Ark.-Pine Bluff	11/07/2022		18:57	0-3	.000	0-2	.000	0-0	.000	1	3	4	4.0	1	1	2	0	1	0	0.0
Lamar University	11/11/2022	*	12:24	1-6	.167	1-6	.167	0-0	.000	0	2	2	3.0	1	0	0	0	0	3	1.5
Northwestern St.	11/14/2022		18:56	2-5	.400	1-4	.250	0-0	.000	2	1	3	3.0	0	1	0	2	0	5	2.7
ULM	11/17/2022	*	28:56	3-5	.600	3-4	.750	0-0	.000	0	5	5	3.5	2	3	1	2	2	9	4.3
vs California	11/25/2022	*	30:54	3-5	.600	2-4	.500	0-0	.000	0	4	4	3.6	3	1	2	0	1	8	5.0
vs Iowa	11/26/2022	*	33:09	3-7	.429	0-1	.000	3-3	1.000	1	1	2	3.3	3	2	1	0	0	9	5.7
Providence	11/30/2022		11:19	0-1	.000	0-0	.000	0-0	.000	0	1	1	3.0	2	0	1	0	0	0	4.9
Jackson St.	12/06/2022		04:21	0-0	.000	0-0	.000	0-0	.000	0	0	0	2.6	0	2	0	0	1	0	4.3
vs SMU	12/10/2022		01:07	0-0	.000	0-0	.000	0-0	.000	0	0	0	2.3	0	0	0	0	0	0	3.8
Mississippi Val.	12/18/2022		15:55	1-2	.500	1-2	.500	0-0	.000	0	3	3	2.4	0	2	0	0	2	3	3.7
vs Utah	12/21/2022		10:28	0-2	.000	0-0	.000	0-0	.000	0	0	0	2.2	0	0	0	0	1	0	3.4
Central Ark.	12/28/2022		17:21	0-3	.000	0-3	.000	0-0	.000	0	2	2	2.2	1	3	2	1	0	0	3.1
Texas Tech	12/31/2022		04:44	0-1	.000	0-1	.000	1-2	.500	0	1	1	2.1	0	0	0	0	1	1	2.9
<b>Totals</b>		<b>4</b>	<b>208:30</b>	<b>13-40</b>	<b>.325</b>	<b>8-27</b>	<b>.296</b>	<b>4-5</b>	<b>.800</b>	<b>4</b>	<b>23</b>	<b>27</b>	<b>2.1</b>	<b>13</b>	<b>15</b>	<b>9</b>	<b>5</b>	<b>9</b>	<b>38</b>	<b>2.9</b>

## Player Averages

Games Played	Minutes/ game	Points/ game	FG Pct	3FG Pct	FT Pct	Rebounds/ game	Assists/ game	Turnovers/ game	Assist/Turnover ratio	Steals/ game	Blocks/ game
13	16.0	2.9	32.5	29.6	80.0	2.1	1.2	0.7	1.7	0.7	0.4

# #12 XAVIER CORK

6-9 | 230 | F | JR | SULPHUR SPRINGS, TEXAS | SULPHUR SPRINGS HS (WESTERN CAROLINA)

## Highlights

**Prior to this season:** As a junior at TCU - Averaged 3.3 points and 2.7 rebounds per game... Scored a season-high 10 points against West Virginia (2/21/22) to go with a season-high four blocks... Brought down a season-high eight rebounds against McNeese (11/11/21)... Recorded at least three made field goals seven times... As a sophomore at Western Carolina - Started all 27 games... Averaged 12.7 points, 6.1 rebounds and 1.8 assists... Led WCU and the Southern Conference in field goal percentage at 64.1 percent... Finished in double figures in 20 games, opening the season with 14 straight double-figure games... Opened the season with a 20-point performance against UNCW and surpassed the 20-point mark on three occasions... Tallied a career-high 23 points in a home win over VMI... Made a career-best 10 field goals at North Carolina A&T and against VMI... Led WCU with 143 made field goals... Finished 11th in the SoCon with an average of 6.1 rebounds per game... Pulled down a career-best 14 rebounds at North Carolina A&T... Swatted a career-best five blocks against Newberry... Dished out a career-high five assists at Wofford... Made a career-best 10 free throws at Samford in 11 attempts... Turned in double-double performances against Piedmont (10 pts/10 rebounds), at North Carolina A&T (22 pts/14 rebounds), Mercer (14 pts/10 rebounds), and against The Citadel in the SoCon Tournament (14 pts/10 rebounds)... As a freshman at Western Carolina - Played in all 31 games with two starts... Averaged 4.1 points and 2.8 rebounds per game... In his first career start against ETSU, he scored a career-high 16 points and grabbed a career-best nine rebounds... Also finished in double figures against Samford with 11 points... Swatted a career-best three blocks at Samford... Logged a career-high 26 minutes in the double overtime win against Jacksonville... Prior to WCU - Attended Sulphur Springs HS... Named the District 15-5A Co-Most Valuable Player and a TABC All-Region 2 player as he helped lead the Wildcats to their first UIL State Tournament Final Four appearance since 1925.

**Personal:** Born March 24, 2001... Son of Kevin Cork and Reshemah Wright... Majoring in criminal justice.



## GAME HIGHS

### Points

Season	10 (11/26/22 vs. Iowa)
Career	23 (2/10/21 vs. VMI)

### Rebounds

Season	6 (12/18/22 vs. MVSU)
Career	14 (12/12/20 vs. North Carolina A&T)

### Assists

Season	2 (12/18/22 vs. MVSU)
Career	5 (1/23/21 at Wofford)

### Steals

Season	4 (12/18/22 vs. MVSU)
Career	Same

### Blocks

Season	2 (11/26/22 vs. Iowa)
Career	5 (12/3/20 vs. Newberry)

### Field Goals

Season	5 (11/26/22 vs. Iowa)
Career	10, 2x (last 1/18/21 at Samford)

### Field Goal Attempts

Season	6, 3x (last 12/18/22 vs. MVSU)
Career	11, 2x (last 1/18/21 at Samford)

### 3-Point Field Goals:

Season	-
Career	Same

### 3-Point Field Goal Attempts

Season	-
Career	Same

### Free Throws

Season	3, 2x (last 12/18/22 vs. MVSU)
Career	10 (1/18/21 at Samford)

### Free Throw Attempts

Season	6 (12/18/22 vs. MVSU)
Career	11, 2x (last 1/18/21 at Samford)

### Minutes

Season	22 (12/18/22 vs. MVSU)
Career	37 (12/18/20 at College of Charleston)

## MISCELLANEOUS STATS

Year	Season	Career	TCU W/L
20+ Points:	-	3	0-0
10+ Points:	1	23	2-0
10+ Rebs:	-	6	0-0
Double-Doubles:	-	5	0-0
5+ Assists:	-	1	0-0
Led Team In Points:	-	6	0-0
Led Team In Rebounds:	-	12	1-0
Led Team In Assists:	-	-	0-0

SEASON	TEAM	GP-GS	MIN/AVG	Field Goals		3-Point		F-Throws		Rebounds				Scoring						
				FG-FGA	FG%	3FG-3FGA	3FG%	FT-FTA	FT%	OFF	DEF	TOT	AVG	PF-FO	A	TO	BLK	STL	PTS	AVG
2019-20	WCU	31-2	354/11.4	55-79	.696	0-1	.000	18-37	.486	39	47	86	2.8	52-1	8	33	18	4	128	4.1
2020-21	WCU	27-27	735/27.2	143-223	.641	0-1	.000	56-74	.757	58	108	166	6.1	80-4	48	67	37	13	342	12.7
2021-22	TCU	33-2	442/13.4	48-80	.600	0-0	.000	13-21	.619	45	44	89	2.7	57-0	12	27	24	8	109	3.3
2022-23	TCU	13-3	183/14.1	23-37	.622	0-0	.000	9-18	.500	14	16	30	2.3	27-0	5	8	5	8	55	4.2
<b>TOTAL FOR TCU</b>	<b>46-5</b>	<b>625/13.6</b>	<b>71-117</b>	<b>.607</b>	<b>0-0</b>	<b>.000</b>	<b>22-39</b>	<b>.564</b>	<b>59</b>	<b>60</b>	<b>119</b>	<b>2.6</b>	<b>84-0</b>	<b>17</b>	<b>35</b>	<b>29</b>	<b>16</b>	<b>164</b>	<b>3.6</b>	
<b>TOTAL</b>	<b>104-34</b>	<b>1714/16.5</b>	<b>269-419</b>	<b>.642</b>	<b>0-2</b>	<b>.000</b>	<b>96-150</b>	<b>.640</b>	<b>156</b>	<b>215</b>	<b>371</b>	<b>3.6</b>	<b>216-5</b>	<b>73</b>	<b>135</b>	<b>84</b>	<b>33</b>	<b>634</b>	<b>6.1</b>	

## #12 CORK, Xavier

Opponent	Date	GS	MIN	Total		3-Pointers		Free throws		Rebounds				PF	A	TO	BLK	STL	PTS	AVG
				FG-FGA	PCT	3FG-3FGA	PCT	FT-FTA	PCT	OFF	DEF	TOT	AVG							
Ark.-Pine Bluff	11/07/2022		12:19	1-2	.500	0-0	.000	3-4	.750	1	1	2	2.0	4	0	1	0	0	5	5.0
Lamar University	11/11/2022	*	16:08	2-3	.667	0-0	.000	0-0	.000	4	3	7	4.5	0	1	0	1	4	4.5	
Northwestern St.	11/14/2022		15:54	3-3	1.000	0-0	.000	1-2	.500	1	1	2	3.7	1	0	0	0	7	5.3	
ULM	11/17/2022		14:01	2-6	.333	0-0	.000	0-0	.000	1	0	1	3.0	2	1	1	0	4	5.0	
vs California	11/25/2022	*	18:10	1-1	1.000	0-0	.000	2-6	.333	1	0	1	2.6	2	0	1	1	4	4.8	
vs Iowa	11/26/2022		17:12	5-6	.833	0-0	.000	0-0	.000	2	0	2	2.5	2	0	0	2	10	5.7	
Providence	11/30/2022		08:33	1-1	1.000	0-0	.000	0-0	.000	1	2	3	2.6	2	0	1	0	2	5.1	
Jackson St.	12/06/2022		10:17	0-1	.000	0-0	.000	0-0	.000	0	2	2	2.5	1	0	0	0	0	4.5	
vs SMU	12/10/2022		06:23	0-1	.000	0-0	.000	0-0	.000	0	0	0	2.2	4	0	0	0	0	4.0	
Mississippi Val.	12/18/2022	*	22:23	3-6	.500	0-0	.000	3-6	.500	2	4	6	2.6	3	2	1	1	4	9.5	
vs Utah	12/21/2022		13:18	1-1	1.000	0-0	.000	0-0	.000	0	0	0	2.4	2	1	1	1	2	4.3	
Central Ark.	12/28/2022		16:21	3-4	.750	0-0	.000	0-0	.000	0	1	1	2.3	2	1	1	0	1	6.4	
Texas Tech	12/31/2022		12:06	1-2	.500	0-0	.000	0-0	.000	1	2	3	2.3	2	0	0	0	2	4.2	
<b>Totals</b>		<b>3</b>	<b>183:04</b>	<b>23-37</b>	<b>.622</b>	<b>0-0</b>	<b>.000</b>	<b>9-18</b>	<b>.500</b>	<b>14</b>	<b>16</b>	<b>30</b>	<b>2.3</b>	<b>27</b>	<b>5</b>	<b>8</b>	<b>5</b>	<b>8</b>	<b>55</b>	<b>4.2</b>

## Player Averages

Games Played	Minutes/ game	Points/ game	FG Pct	3FG Pct	FT Pct	Rebounds/ game	Assists/ game	Turnovers/ game	Assist/Turnover ratio	Steals/ game	Blocks/ game
13	14.1	4.2	62.2	0.0	50.0	2.3	0.4	0.6	0.6	0.6	0.4

# #13 SHAHADA WELLS

6-0 | 183 | G | R-JR. | AMARILLO, TEXAS | TASCOSA (UT ARLINGTON)

## Highlights

In November, was granted a medical redshirt waiver for last season to receive an additional year of eligibility

**Prior to this season:** As a junior at TCU - Played in four games before a knee injury sidelined him for the season... Was granted a medical redshirt waiver...  
**As a junior at UTA** - Sun Belt Conference Second Team... NABC All-District 23 First Team... Played in 24 games while making 23 starts... Averaged 16.8 points, 3.4 rebounds and 3.8 assists per game... Scoring average ranked fourth in the Sun Belt Conference... Shot 41.6 percent from the field and 39.7 percent from 3-point range... Scored a season-high 31 points against Louisiana (1/15/21)... Had a season-high nine assists against Arkansas State (2/27/21)...  
**As a sophomore at Tyler JC** - NJCAA Division I First Team All-American ... Region XIV Player of the Year ... East Division First Team member ... Led the team and ranked 21st in the nation with 21.6 points per game ... averaged 6.0 assists per outing to finish 23rd in the country in that category ... Pulled down 5.0 rebounds per contest ... Shot 46.5 percent from 3-point range for the year - the 17th-best rate in the nation ... Shot 55.1 percent from the floor and went 81.4 percent from the free-throw line ... Had eight games of 30+ points - including six such contests in an eight-game stretch in January - which was accentuated by a high of 41 on Jan. 25 at Kilgore ... Collected three double-doubles on the campaign and had a triple-double with 38 points, 10 assists and 12 rebounds on Jan. 29 against Trinity Valley ... Helped guide TJC to one of its best seasons in program history, posting a 25-3 record, Region XIV Regular Season Championship and finishing with a #11 national ranking...  
**As a freshman at Tyler JC** - Named Second Team All-Region ... averaged 16.1 points, 3.4 assists and 2.6 rebounds over 28 games ... 450 total points off the bench were a team high ... connected at a 54-percent clip from the floor, a 75-percent rate from the free throw line and shot 47.6 percent from 3-point range ... one of those triples was a game-winner as he lifted TJC to a win over #24 Trinity Valley Community College in February of 2019...  
**Prior to Tyler JC** - Amarillo Globe-News Super Team Player of the Year as a senior in 2017 after averaging 21.1 points, 7.2 rebounds and 5.8 assists per game at the highest Class 6A level ... made 48 percent of his 3-point attempts ... produced 3.6 steals ... scored a season-high 38 points during the playoffs ... a multi-sport talent, he was also a member of Amarillo Tascosa's track and field team, finishing 7th in the state his senior year in the long jump.

**Personal:** Born on Aug. 26, 1999... Son of Aesha and John Wells.



## GAME HIGHS

### Points

Season	14 (12/6/22 vs. Jackson St.)
Career	31 (1/15/21 vs. Louisiana)

### Rebounds

Season	6 (11/7/22 vs. UAPB)
Career	8 (1/15/21 vs. Louisiana)

### Assists

Season	7 (11/17/22 vs. ULM)
Career	9 (2/27/21 vs. Arkansas State)

### Steals

Season	3 (11/14/22 vs. Northwestern St.)
Career	7 (1/2/21 vs. Little Rock)

### Blocks

Season	1, 2x (last, 12/6/22 vs. Jackson St.)
Career	1, 8x (last, 12/6/22 vs. Jackson St.)

### Field Goals

Season	7 (12/6/22 vs. Jackson St.)
Career	10 (1/8/21 at ULM)

### Field Goal Attempts

Season	14 (12/6/22 vs. Jackson St.)
Career	20 (2/22/21 at Louisiana)

### 3-Point Field Goals:

Season	2, 3x (last, 12/28/22 vs. Central Ark.)
Career	6 (1/2/21 at Little Rock)

### 3-Point Field Goal Attempts

Season	7 (11/11/22 vs. Lamar)
Career	12 (1/2/21 at Little Rock)

### Free Throws

Season	3 (11/7/22 vs. UAPB)
Career	10 (1/15/21 vs. Louisiana)

### Free Throw Attempts

Season	5 (11/7/22 vs. UAPB)
Career	11 (1/15/21 vs. Louisiana)

### Minutes

Season	31 (11/14/22 vs. Northwestern St.)
Career	37 (2/5/21 vs. ULM)

## MISCELLANEOUS STATS

Year	Season	Career	TCU W/L
20+ Points:	-	7	0-0
10+ Points:	3	27	3-0
10+ Rebs:	-	-	0-0
Double-Doubles:	-	-	0-0
5+ Assists:	5	13	4-1
Led Team In Points:	-	13	0-0
Led Team In Rebounds:	-	2	0-0
Led Team In Assists:	4	21	3-1

SEASON	TEAM	GP-GS		MIN/AVG		Field Goals		3-Point		F-Throws		Rebounds			PF-FO		A			TO BLK STL		Scoring	
						FG-FGA	FG%	3FG-3FGA	3FG%	FT-FTA	FT%	OFF	DEF	TOT	AVG							PTS	AVG
2020-21	UTA	25-24		751/30.0		154-370	.416	53-135	.393	58-74	.784	21	64	85	3.4	37-1	94	57	7	56	419	16.8	
2021-22	TCU	7-0		52/7.4		5-18	.278	3-11	.273	0-0	.000	3	5	8	1.1	3-0	2	5	0	0	13	1.9	
2022-23	TCU	13-5		224/17.2		27-67	.403	8-34	.235	11-13	.846	2	27	29	2.2	11-0	42	18	3	13	73	5.6	
<b>TOTAL FOR TCU</b>	<b>20-5</b>	<b>276/13.8</b>		<b>32-85</b>	<b>.376</b>	<b>11-45</b>	<b>.244</b>	<b>11-13</b>	<b>.846</b>	<b>5</b>	<b>32</b>	<b>37</b>	<b>1.9</b>	<b>14-0</b>	<b>44</b>	<b>23</b>	<b>3</b>	<b>13</b>	<b>86</b>	<b>4.3</b>			
<b>TOTAL</b>	<b>45-29</b>	<b>1027/22.8</b>		<b>186-455</b>	<b>.409</b>	<b>64-180</b>	<b>.356</b>	<b>69-87</b>	<b>.793</b>	<b>26</b>	<b>96</b>	<b>122</b>	<b>2.7</b>	<b>51-1</b>	<b>138</b>	<b>80</b>	<b>10</b>	<b>69</b>	<b>505</b>	<b>11.2</b>			

## #13 WELLS, Shahada

Opponent	Date	GS	MIN	Total		3-Pointers		Free throws		Rebounds			PF	A	TO	BLK	STL	PTS	AVG	
				FG-FGA	PCT	3FG-3FGA	PCT	FT-FTA	PCT	OFF	DEF	TOT								AVG
Ark.-Pine Bluff	11/07/2022	*	26:25	2-5	.400	0-2	.000	3-4	.750	1	5	6	6.0	1	5	3	0	1	7	7.0
Lamar University	11/11/2022		28:46	4-11	.364	2-7	.286	0-0	.000	0	3	3	4.5	1	6	2	1	2	10	8.5
Northwestern St.	11/14/2022	*	30:58	2-9	.222	0-4	.000	0-0	.000	0	5	5	4.7	1	5	1	0	3	4	7.0
ULM	11/17/2022	*	27:29	3-6	.500	2-3	.667	0-0	.000	0	3	3	4.3	1	7	4	0	1	8	7.3
vs California	11/25/2022	*	15:09	0-2	.000	0-2	.000	2-2	1.000	0	1	1	3.6	0	2	0	0	1	2	6.2
vs Iowa	11/26/2022		12:05	3-4	.750	1-2	.500	0-0	.000	0	1	1	3.2	0	2	1	0	1	7	6.3
Providence	11/30/2022		05:33	0-1	.000	0-1	.000	0-0	.000	0	0	0	2.7	1	2	0	0	0	5.4	
Jackson St.	12/06/2022	*	28:36	7-14	.500	0-5	.000	0-0	.000	1	2	3	2.8	0	4	3	1	2	14	6.5
vs SMU	12/10/2022		12:28	2-4	.500	1-1	1.000	2-3	.667	0	1	1	2.6	1	1	1	0	0	7	6.6
Mississippi Val.	12/18/2022		15:56	0-3	.000	0-2	.000	2-2	1.000	0	0	0	2.3	1	2	2	1	0	2	6.1
vs Utah	12/21/2022		00:22	0-0	.000	0-0	.000	0-0	.000	0	0	0	2.1	0	0	0	0	0	5.5	
Central Ark.	12/28/2022		15:40	4-7	.571	2-4	.500	2-2	1.000	0	6	6	2.4	3	5	0	0	1	12	6.1
Texas Tech	12/31/2022		04:47	0-1	.000	0-1	.000	0-0	.000	0	0	0	2.2	1	1	1	0	1	0	5.6
<b>Totals</b>		<b>5</b>	<b>224:13</b>	<b>27-67</b>	<b>.403</b>	<b>8-34</b>	<b>.235</b>	<b>11-13</b>	<b>.846</b>	<b>2</b>	<b>27</b>	<b>29</b>	<b>2.2</b>	<b>11</b>	<b>42</b>	<b>18</b>	<b>3</b>	<b>13</b>	<b>73</b>	<b>5.6</b>

## Player Averages

Games Played	Minutes/game	Points/game	FG Pct	3FG Pct	FT Pct	Rebounds/game	Assists/game	Turnovers/game	Assist/Turnover ratio	Steals/game	Blocks/game
13	17.2	5.6	40.3	23.5	84.6	2.2	3.2	1.4	2.3	1.0	0.2

# #21 JAKOBE COLES

6-7 | 216 | F | SO | DENTON, TEXAS | GUYER HS (BUTLER)

## Highlights

Recorded career-highs in points, blocks, field goals and 3-pointers against Jackson State

Has four games in double figures this season and three in the two seasons prior

Went 6-of-6 from the free throw line in the final 2:08 to seal the 75-71 win at Utah

**Prior to this season:** As a freshman at TCU - Scored a season-high 12 points against Grambling (12/21/21)... Scored seven points against West Virginia (2/21/22), his most against a Big 12 team... Had 10 points and a career-high seven rebounds against Utah (12/9/21)... Made 11 3-pointers on the season... Made two 3-pointers three times... **As a freshman at Butler** - Sustained an injury to the meniscus in his left knee during practice on Jan. 1, 2021 (which required surgery) and missed the remainder of the season... Played in the first six games of the season, starting the Dec. 16 game at Villanova... Averaged 6.3 points and 3.3 rebounds in 17.6 minutes... Shot .636 (14-of-22) from the field and .667 (8-of-12) from the free throw line... Scored in double figures twice (10 points vs. Indiana Dec. 19 and 14 points in the win over Providence Dec. 23)... Led the team in scoring in the win over Providence... Had a season-high five rebounds in his Butler debut Nov. 25 vs. Western Michigan... **Prior to Butler** - Led Guyer to a 27-5 record as a senior, earning Texas All-State third team honors... Averaged 17.5 points, 8.5 rebounds and 3.5 assists during his senior campaign... As a junior, helped Guyer to a No. 1 ranking in the state and 34th in the national poll... Averaged 15.1 points and 8.1 rebounds per game as a junior... Scored 23 points to go along with 19 rebounds and six blocks for Guyer in an 89-86 overtime victory over Allen in a match-up of teams ranked first and second in the state of Texas during his junior season... In 2019 Nike EYBL play, Coles averaged 13.8 points and 7.4 rebounds as his Texas Titans were 17-2 while playing alongside TCU's Mike Miles and Oklahoma State's Cade Cunningham and Rondel Walker... Rated as the No. 134 player in the Class of 2020 by Rivals... ESPN ranked him as a Top 35 power forward in the Class of 2020... Four-star recruit according to Rivals, while both ESPN and 247Sports pegged him at three stars... Played for coach Grant Long at Guyer.

**Personal:** Son of Jerome and Dawn... Has one older brother, Jarek, who played basketball at Bellarmine University in Louisville, Ky... His father played basketball at Norfolk State and played professionally in the CBA.



## GAME HIGHS

### Points

Season 21 (12/6/22 vs. Jackson St.)

Career Same

### Rebounds

Season 9 (12/18/22 vs. MVSU)

Career Same

### Assists

Season 4 (11/26/22 vs. Iowa)

Career 4, 2x (last, 11/26/22 vs. Iowa)

### Steals

Season 3 (11/26/22 vs. Iowa)

Career 3, 2x (last, 11/26/22 vs. Iowa)

### Blocks

Season 3, 2x (last, 12/6/22 vs. Jackson St.)

Career 3, 3x (last, 12/6/22 vs. Jackson St.)

### Field Goals

Season 7 (12/6/22 vs. Jackson St.)

Career Same

### Field Goal Attempts

Season 11, 3x (last, 12/18/22 vs. MVSU)

Career Same

### 3-Point Field Goals:

Season 3 (12/6/22 vs. Jackson St.)

Career Same

### 3-Point Field Goal Attempts

Season 6 (12/28/22 vs. Central Ark.)

Career 6, 2x (last, 12/28/22 vs. Central Ark.)

### Free Throws

Season 6 (12/21/22 vs. Utah)

Career 6, 2x (last, 12/21/22 vs. Utah)

### Free Throw Attempts

Season 6 (12/21/22 vs. Utah)

Career 7 (12/23/20 vs. Providence)

### Minutes

Season 26 (12/6/22 vs. Jackson St.)

Career Same

## MISCELLANEOUS STATS

Year	Season	Career	TCU W/L
20+ Points:	1	-	0-0
10+ Points:	4	7	6-0
10+ Rebs:	-	-	0-0
Double-Doubles:	-	-	0-0
5+ Assists:	-	-	0-0
Led Team In Points:	1	1	1-0
Led Team In Rebounds:	2	2	2-0
Led Team In Assists:	1	1	1-0

SEASON	TEAM	GP-GS	MIN/AVG	Field Goals		3-Point		F-Throws		Rebounds				Scoring						
				FG-FGA	FG%	3FG-3FGA	3FG%	FT-FTA	FT%	OFF	DEF	TOT	AVG	PF-FO	A	TO	BLK	STL	PTS	AVG
2020-21	Butler	6-1	106/17.6	14-22	.636	2-7	.286	8-12	.667	6	14	20	3.3	15-1	2	7	3	2	38	6.3
2021-22	TCU	34-0	294/8.6	35-89	.393	11-39	.282	12-17	.706	16	48	64	1.9	33-0	14	21	13	13	93	2.7
2022-23	TCU	13-1	200/15.4	36-82	.439	9-30	.300	19-21	.905	21	41	62	4.8	18-0	15	6	9	10	100	7.7
<b>TOTAL FOR TCU</b>		<b>47-1</b>	<b>494/10.5</b>	<b>71-171</b>	<b>.415</b>	<b>20-69</b>	<b>.290</b>	<b>31-38</b>	<b>.816</b>	<b>37</b>	<b>89</b>	<b>126</b>	<b>2.7</b>	<b>51-0</b>	<b>29</b>	<b>27</b>	<b>22</b>	<b>23</b>	<b>193</b>	<b>4.1</b>
<b>TOTAL</b>		<b>53-2</b>	<b>599/11.3</b>	<b>85-193</b>	<b>.440</b>	<b>22-76</b>	<b>.289</b>	<b>39-50</b>	<b>.780</b>	<b>43</b>	<b>103</b>	<b>146</b>	<b>2.8</b>	<b>66-1</b>	<b>31</b>	<b>34</b>	<b>25</b>	<b>25</b>	<b>231</b>	<b>4.4</b>

## #21 COLES, JaKobe

Opponent	Date	GS	MIN	Total		3-Pointers		Free throws		Rebounds				PF	A	TO	BLK	STL	PTS	AVG
				FG-FGA	PCT	3FG-3FGA	PCT	FT-FTA	PCT	OFF	DEF	TOT	AVG							
Ark.-Pine Bluff	11/07/2022		11:07	0-5	.000	0-3	.000	4-4	1.000	1	2	3	3.0	0	0	0	0	0	4	4.0
Lamar University	11/11/2022		10:51	2-2	1.000	1-1	1.000	0-0	.000	1	2	3	3.0	2	1	1	0	0	5	4.5
Northwestern St.	11/14/2022		16:25	4-7	.571	0-2	.000	0-0	.000	2	4	6	4.0	0	2	1	0	1	8	5.7
ULM	11/17/2022		21:26	6-11	.545	2-4	.500	1-1	1.000	2	5	7	4.8	1	1	0	3	1	15	8.0
vs California	11/25/2022	*	15:09	2-5	.400	0-1	.000	0-0	.000	1	2	3	4.4	2	2	0	0	1	4	7.2
vs Iowa	11/26/2022		22:37	2-5	.400	0-1	.000	0-0	.000	4	3	7	4.8	1	4	2	0	3	4	6.7
Providence	11/30/2022		05:57	0-2	.000	0-0	.000	0-0	.000	0	2	2	4.4	2	0	0	1	1	0	5.7
Jackson St.	12/06/2022		25:40	7-11	.636	3-5	.600	4-4	1.000	2	5	7	4.8	2	2	0	3	1	21	7.6
vs SMU	12/10/2022		08:56	2-6	.333	0-2	.000	2-2	1.000	0	1	1	4.3	1	0	1	0	1	6	7.4
Mississippi Val.	12/18/2022		18:16	5-11	.455	1-2	.500	1-2	.500	3	6	9	4.8	2	2	1	0	0	12	7.9
vs Utah	12/21/2022		14:01	0-3	.000	0-2	.000	6-6	1.000	0	1	1	4.5	3	0	0	1	1	6	7.7
Central Ark.	12/28/2022		21:24	5-10	.500	2-6	.333	0-0	.000	3	4	7	4.7	1	1	0	1	0	12	8.1
Texas Tech	12/31/2022		07:50	1-4	.250	0-1	.000	1-2	.500	2	4	6	4.8	1	0	0	0	0	3	7.7
<b>Totals</b>			<b>1 199:40</b>	<b>36-82</b>	<b>.439</b>	<b>9-30</b>	<b>.300</b>	<b>19-21</b>	<b>.905</b>	<b>21</b>	<b>41</b>	<b>62</b>	<b>4.8</b>	<b>18</b>	<b>15</b>	<b>6</b>	<b>9</b>	<b>10</b>	<b>100</b>	<b>7.7</b>

## Player Averages

Games Played	Minutes/game	Points/game	FG Pct	3FG Pct	FT Pct	Rebounds/game	Assists/game	Turnovers/game	Assist/Turnover ratio	Steals/game	Blocks/game
13	15.4	7.7	43.9	30.0	90.5	4.8	1.2	0.5	2.5	0.8	0.7



# #25 SOULEYMANE DOUMBIA

6-11 | 240 | C | JR | ABIDJAN, IVORY COAST | NAVARRO COLLEGE

## Highlights

Not available for games on Dec. 28 and Dec. 31 due to knee injury

**Prior to this season:** As a sophomore at Navarro - Was at one time No. 1, but ended the season rated as the No. 2 center and No. 4 JUCO player in the nation according to 247Sports... Averaged 4.0 points and 3.5 rebounds... Shot 48.6 percent from the field... Had a season-high 13 points against Tyler Junior College (1/20/21)... Finished career with 82 blocked shots, a program record... Team finished with a record of 16-6... **As a freshman at Navarro** - Averaged 10.4 points and 6.9 rebounds per game... Scored over 20 points in three games including a 32-point, 12-rebound performance against Lee College... Had six double-doubles... Recorded 14 points, 10 rebounds and a season-high eight blocked shots against Lamar State-Port Arthur... Blocked 60 shots during the season, a Navarro College record. **Prior to Navarro** - Played for the Trail International School during the 2018-19 season in Bangkok, Thailand... Originally came to the United States in the summer of 2016.

**Personal:** Born April 3, 1999... Name is pronounced Su-la-men Doom-bia... Majoring in general studies with communication studies emphasis.



## GAME HIGHS

### Points

Season 8 (12/18/22 vs. MVSU)  
Career 9 (12/21/21 vs. Grambling)

### Rebounds

Season 3, 2x (last, 12/18/22 vs. MVSU)  
Career 6 (12/21/21 vs. Grambling)

### Assists

Season -  
Career 1, 2x (last, 2/12/22 vs. West Virginia)

### Steals

Season 1 (12/6/22 vs. Jackson St.)  
Career 1 (3/11/22 vs. Kansas)

### Blocks

Season 1 (12/6/22 vs. SMU)  
Career 3 (12/21/21 vs. Grambling)

### Field Goals

Season 3 (12/18/22 vs. MVSU)  
Career 3, 2x (last, 12/18/22 vs. MVSU)

### Field Goal Attempts

Season 6 (12/18/22 vs. MVSU)  
Career Same

### 3-Point Field Goals:

Season -  
Career 1 (12/21/21 vs. Grambling)

### 3-Point Field Goal Attempts

Season -  
Career 2 (12/21/21 vs. Grambling)

### Free Throws

Season 2, 2x (last, 12/18/22 vs. MVSU)  
Career 2, 3x (last, 12/18/22 vs. MVSU)

### Free Throw Attempts

Season 2, 3x (last, 12/18/22 vs. MVSU)  
Career 2, 6x (last, 12/18/22 vs. MVSU)

### Minutes

Season 15 (12/18/22 vs. MVSU)  
Career 20 (12/21/21 vs. Grambling)

## MISCELLANEOUS STATS

Year	Season	Career	TCU W/L
20+ Points:	-	-	0-0
10+ Points:	-	-	0-0
10+ Rebs:	-	-	0-0
Double-Doubles:	-	-	0-0
5+ Assists:	-	-	0-0
Led Team In Points:	-	-	0-0
Led Team In Rebounds:	-	-	0-0
Led Team In Assists:	-	-	0-0

SEASON TEAM	GP-GS	MIN/AVG	Field Goals		3-Point		F-Throws		Rebounds				Scoring							
			FG-FGA	FG%	3FG-3FGA	3FG%	FT-FTA	FT%	OFF	DEF	TOT	AVG	PF-FO	A	TO	BLK	STL	PTS	AVG	
2021-22	TCU	29-0	143/4.9	12-22	.545	1-2	.500	3-8	.375	12	12	24	0.8	16-0	2	10	9	1	28	1.0
2022-23	TCU	7-0	33/4.7	4-8	.500	0-0	.000	4-6	.667	6	1	7	1.0	3-0	0	1	1	1	12	1.7
<b>TOTAL</b>		<b>36-0</b>	<b>176/4.9</b>	<b>16-30</b>	<b>.533</b>	<b>1-2</b>	<b>.500</b>	<b>7-14</b>	<b>.500</b>	<b>18</b>	<b>13</b>	<b>31</b>	<b>0.9</b>	<b>19-0</b>	<b>2</b>	<b>11</b>	<b>10</b>	<b>2</b>	<b>40</b>	<b>1.1</b>

## #25 DOUMBIA, Souleymane

Opponent	Date	GS	MIN	Total		3-Pointers		Free throws		Rebounds				PF	A	TO	BLK	STL	PTS	AVG
				FG-FGA	PCT	3FG-3FGA	PCT	FT-FTA	PCT	OFF	DEF	TOT	AVG							
Lamar University	11/11/2022		02:36	0-0	.000	0-0	.000	0-0	.000	1	0	1	1.0	0	0	0	0	0	0	0.0
ULM	11/17/2022		07:09	0-0	.000	0-0	.000	2-2	1.000	0	0	0	0.5	1	0	0	0	2	1.0	
vs California	11/25/2022		01:24	0-0	.000	0-0	.000	0-0	.000	1	0	1	0.7	0	0	0	0	0	0.7	
Providence	11/30/2022		00:40	0-0	.000	0-0	.000	0-0	.000	0	0	0	0.5	0	0	0	0	0	0.5	
Jackson St.	12/06/2022		03:45	1-2	.500	0-0	.000	0-2	.000	2	1	3	1.0	0	0	0	1	2	0.8	
vs SMU	12/10/2022		01:54	0-0	.000	0-0	.000	0-0	.000	0	0	0	0.8	0	0	1	0	0	0.7	
Mississippi Val.	12/18/2022		15:28	3-6	.500	0-0	.000	2-2	1.000	2	0	2	1.0	2	0	0	0	8	1.7	
<b>Totals</b>			<b>0 32:56</b>	<b>4-8</b>	<b>.500</b>	<b>0-0</b>	<b>.000</b>	<b>4-6</b>	<b>.667</b>	<b>6</b>	<b>1</b>	<b>7</b>	<b>1.0</b>	<b>3</b>	<b>0</b>	<b>1</b>	<b>1</b>	<b>1</b>	<b>12</b>	<b>1.7</b>

## Player Averages

Games Played	Minutes/game	Points/game	FG Pct	3FG Pct	FT Pct	Rebounds/game	Assists/game	Turnovers/game	Assist/Turnover ratio	Steals/game	Blocks/game
7	4.7	1.7	50.0	0.0	66.7	1.0	0.0	0.1	0.0	0.1	0.1



## GM 5 | TCU 59 - CAL 48



Official Basketball Box Score - Final  
**California at TCU**  
 11/25/22 Raider Arena, Nicville  
 2022-23 Men's Basketball

Game Time: 8:30 PM  
 Game Duration: 1:58  
 Attendance: 1,700

Officials: John Higgins, Randy McCal, Pat Adams

California - 48		Record: 0-6												
NO.	Name	Min	FG	3P	FT	Rebounds	Fouls	TP	AS	TO	ST	Blocks	+/-	
			M/A	M/A	M/A	OR DR TOT	PF FD					BS BA		
13	Kuany Kuany	F 18:59	1-3	1-1	0-0	1 1 2	1 0	3	0	1	0	1 1	-11	
22	Sam Alajiki	F 19:11	1-3	1-3	4-5	0 4 4	1 3	7	0	2	1	0 1	-13	
21	Lars Thiemann	C 21:55	4-8	0-0	4-6	2 6 8	3 5	12	1	4	0	0 1	-13	
1	Joel Brown	G 29:58	1-2	0-0	1-1	0 1 1	4 1	3	0	2	0	0 0	-2	
55	Devin Askew	G 33:14	5-9	0-2	2-3	0 3 3	3 3	12	3	4	2	0 0	20	
0	Marsalis Roberson	17:49	1-2	1-2	0-0	0 0 0	1 1	3	1	2	0	0 0	-1	
2	Monty Bower	17:32	0-3	0-3	0-1	0 2 2	1 1	0	0	0	1	0 1	0	
14	Grant Newell	19:22	2-5	1-2	0-0	0 4 4	1 1	5	1	0	1	1 0	0	
22	ND Okator	13:25	1-3	0-0	1-2	1 4 5	2 1	3	0	1	0	1 0	2	
23	Obinna Anyanwu	06:07	0-1	0-0	0-0	0 0 0	0 0	0	0	0	0	0 0	2	
51	Wrenn Robinson	01:27	0-0	0-0	0-0	0 0 0	0 0	0	0	0	0	0 0	1	
12	Jack McCloskey	01:01	0-0	0-0	0-0	0 0 0	0 0	0	0	0	0	0 0	0	
Team						1 2 3		0		3				
Totals			16-39	4-13	12-18	5 27 32	17 16	48	6	19	5	4 4	-11	

Shooting By Period	
1st FG%	7-23 30.4%
3PT%	1-8 12.5%
FT%	6-9 66.7%
2nd FG%	9-16 56.3%
3PT%	3-5 60.0%
FT%	6-9 66.7%
GM FG%	16-39 41.0%
3PT%	4-13 30.8%
FT%	12-18 66.7%

Dead Ball Rebounds: 4, 1

TCU - 59		Record: 4-1												
NO.	Name	Min	FG	3P	FT	Rebounds	Fouls	TP	AS	TO	ST	Blocks	+/-	
			M/A	M/A	M/A	OR DR TOT	PF FD					BS BA		
5	Chuck O'Bannon	F 31:33	2-8	1-4	1-4	3 2 5	2 2	6	1	2	1	2 1	6	
12	Xavier Cork	F 18:10	1-1	0-0	2-6	1 0 1	2 3	4	0	1	1	1 0	0	
21	Jakobe Coles	F 15:09	2-5	0-1	0-0	1 2 3	2 0	4	2	0	1	0 0	5	
11	Rondel Walker	G 30:54	3-5	2-4	0-0	0 4 4	3 0	8	1	2	1	0 0	11	
13	Shahada Wells	G 15:09	0-2	0-2	2-2	0 1 1	0 1	2	2	0	1	0 0	0	
0	Micah Peavy	28:14	3-9	0-1	2-4	3 6 9	3 2	8	2	1	1	1 1	7	
1	Mike Miles	33:57	9-22	0-5	0-6	0 2 2	3 7	23	2	1	1	0 1	11	
4	Eddie Lampkin	20:26	2-4	0-0	0-1	3 1 4	2 2	4	0	0	1	0 1	13	
25	Souleymane Dombia	01:24	0-0	0-0	0-0	1 0 1	0 0	0	0	0	0	0 0	-2	
3	PJ Haggerty	05:04	0-0	0-0	0-0	0 0 0	0 0	0	0	0	0	0 0	4	
Team						2 2 4		0		0				
Totals			22-56	3-17	12-23	14 20 34	17 17	59	10	7	8	4 4	41	

Shooting By Period	
1st FG%	9-28 32.1%
3PT%	2-9 22.2%
FT%	7-15 46.7%
2nd FG%	13-28 46.4%
3PT%	1-8 12.5%
FT%	5-8 62.5%
GM FG%	22-56 39.3%
3PT%	3-17 17.6%
FT%	12-23 52.2%

Dead Ball Rebounds: 3, 0

Biggest lead		CAL	TCU
Biggest lead		4 (1st 19:48)	14 (2nd 9:31)
Best Scoring Run		6 (2nd 14:05)	8 (2nd 18:13)
Lead Changes		1	
Times Tied		2	
Time with Lead		03:05	35:50

## GM 7 | TCU 75 - PROVIDENCE 62



Official Basketball Box Score - Final  
**Providence at TCU**  
 11/30/22 Ed and Rae Scholmaier Arena, Fort Worth  
 2022-23 Men's Basketball

Game Time: 7:00 PM  
 Game Duration: 2:06  
 Attendance: 5,593

Officials: Mike Roberts, Brent Hampton, Ray Naitl

Providence - 62		Record: 5-3												
NO.	Name	Min	FG	3P	FT	Rebounds	Fouls	TP	AS	TO	ST	Blocks	+/-	
			M/A	M/A	M/A	OR DR TOT	PF FD					BS BA		
5	Ed Crosswell	F 26:10	3-4	0-0	1-2	1 2 3	4 2	7	0	0	1	1 0	-14	
21	Cliffon Moore	F 13:27	1-2	0-0	0-0	2 0 2	1 0	2	0	0	0	0 3	-15	
23	Bryce Hopkins	F 30:16	7-14	1-3	2-3	0 4 4	3 5	17	4	4	1	0 0	-6	
4	Jared Bynum	G 27:35	1-8	0-4	0-2	0 2 2	1 2	2	4	1	0	0 1	-6	
22	Devin Carter	G 29:03	3-7	1-4	10-13	1 1 2	3 3	8	17	2	5	1 0	-17	
1	Jayden Pierre	22:25	5-10	2-4	1-3	4 1 5	1 1	13	0	2	0	0 0	-5	
10	Noah Locke	10:13	0-2	0-2	0-0	0 2 2	0 0	0	0	0	0	0 0	-4	
30	Rafael Castro	21:01	2-5	0-0	1-1	5 2 7	1 2	4	0	0	3	2	0	
0	Alyn Breed	19:50	0-1	0-1	0-0	0 3 3	3 0	0	2	2	0	0 0	0	
Team						0 0 0		0		4				
Totals			22-53	4-18	14-24	12 19 31	17 20	62	12	18	6	6 1	-13	

Shooting By Period	
1st FG%	11-21 52.4%
3PT%	2-6 33.3%
FT%	9-14 64.3%
2nd FG%	11-32 34.4%
3PT%	2-12 16.7%
FT%	5-10 50%
GM FG%	22-53 41.5%
3PT%	4-18 22.2%
FT%	14-24 58.3%

Dead Ball Rebounds: 5, 0

TCU - 75		Record: 6-1												
NO.	Name	Min	FG	3P	FT	Rebounds	Fouls	TP	AS	TO	ST	Blocks	+/-	
			M/A	M/A	M/A	OR DR TOT	PF FD					BS BA		
2	Emanuel Miller	F 27:53	4-9	2-3	0-0	0 4 4	1 1	10	2	1	0	0 0	-6	
5	Chuck O'Bannon	F 20:54	3-8	2-4	4-4	0 1 1	2 2	12	1	0	1	0 2	9	
4	Eddie Lampkin	C 29:56	7-11	0-0	2-2	7 5 12	3 3	16	0	1	0	0 1	4	
1	Mike Miles	G 34:07	5-8	1-3	1-3	0 3 3	3 5	12	1	4	0	0 0	12	
10	Damon Baugh	G 31:10	4-7	1-1	1-2	0 4 4	2 1	10	5	3	3	0 0	10	
0	Micah Peavy	23:57	4-8	0-0	5-5	1 1 2	2 3	13	1	1	0	1 0	7	
12	Xavier Cork	08:33	1-1	0-0	0-0	1 2 3	2 0	2	0	1	0	0 0	7	
21	Jakobe Coles	06:58	0-2	0-0	0-0	0 2 2	1 0	0	0	1	1	1 0	9	
11	Rondel Walker	11:19	0-1	0-0	0-0	0 1 1	2 1	0	0	1	0	1 0	3	
25	Souleymane Dombia	00:40	0-0	0-0	0-0	0 0 0	0 0	0	0	0	0	0 0	0	
13	Shahada Wells	05:33	0-1	0-1	0-0	0 0 0	1 0	0	2	0	0	0 0	7	
Team						0 0 0		0		0				
Totals			28-56	6-12	13-16	9 23 32	20 17	75	12	12	5	1 6	13	

Shooting By Period	
1st FG%	15-29 51.7%
3PT%	4-7 57.1%
FT%	4-6 66.7%
2nd FG%	13-27 48.1%
3PT%	2-5 40.0%
FT%	9-10 90%
GM FG%	28-56 50.0%
3PT%	6-12 50.0%
FT%	13-16 81.3%

Dead Ball Rebounds: 3, 1

Biggest lead		PRO	TCU
Biggest lead		3 (1st 4:27)	17 (2nd 14:22)
Best Scoring Run		7 (1st 6:47)	12 (2nd 14:22)
Lead Changes		4	
Times Tied		3	
Time with Lead		01:43	35:58

Points from Turnovers		PRO	TCU
Points from Turnovers		6	18
Paint		32	44
Second Chance		8	10
Fast Breaks		15	15
Bench		17	15

## GM 6 | TCU 79 - IOWA 66



Official Basketball Box Score - Final  
**Iowa at TCU**  
 11/26/22 Raider Arena, Nicville  
 2022-23 Men's Basketball

Game Time: 6:00 PM  
 Game Duration: 1:49  
 Attendance: 1,624

Officials: Doug Shows, John Gaffney, Jeff Anderson

Iowa - 66		Record: 5-1												
NO.	Name	Min	FG	3P	FT	Rebounds	Fouls	TP	AS	TO	ST	Blocks	+/-	
			M/A	M/A	M/A	OR DR TOT	PF FD					BS BA		
0	Filp Rebraca	F 25:11	3-6	0-0	3-4	3 2 5	4 6	9	2	1	0	0 1	-17	
22	Patrick McCaffery	F 16:25	0-5	0-0	0-0	0 0 0	1 1	0	0	1	0	0 0	-20	
24	Kris Murray	F 29:27	4-14	2-6	1-2	2 8 10	2 1	11	1	3	1	2 1	-12	
11	Tony Perkins	G 20:50	7-15	0-2	1-2	0 0 0	2 2	15	0	2	3	0 0	-7	
20	Payton Sandfort	G 16:18	2-5	0-3	3-3	2 5 1	2 1	7	3	0	0	0 0	-2	
1	Ahron Uiss	23:57	7-8	1-1	0-0	2 2 2	1 1	15	1	1	1	0 0	-8	
5	Dasonte Bowen	20:33	3-5	0-0	2-2	1 0 1	2 1	8	1	2	0	1 0	-4	
30	Connor McCaffery	21:59	0-3	0-2	0-0	0 1 1	1 0	0	2	0	2	0 1	-10	
23	Josh Ogundele	11:03	0-0	0-0	0-0	0 0 0	0 0	0	1	2	0	1 0	5	
4	Josh Dix	11:36	0-0	0-0	1-2	0 0 0	0 1	1	0	0	1	0 0	6	
44	Riley Mulvey	02:41	0-0	0-0	0-0	0 1 1	0 0	0	0	0	0	0 0	4	
Team						1 2 3		0		0				
Totals			26-61	3-17	11-15	10 18 28</								

## GM 9 | TCU 83 - SMU 75



Official Basketball Box Score - Final  
**TCU at SMU**  
 12/10/22 Dickie Arena, Fort Worth  
 2022-23 Men's Basketball

Game Time: 9:00 PM  
 Game Duration: 2:02  
 Attendance: 2,022

TCU - 83		Record: 8-1												
NO.	Name	Min	FG	3P	FT	Rebounds	Fouls	TP	AS	TO	ST	Blocks	+/-	
			M/A	M/A	M/A	OR DR TOT	PF					BS BA		
5	Chuck O'Bannon	F 25:18	2-6	2-4	4-5	1 6 7	1 3	10	2	0	0	0	1 16	
4	Eddie Lampkin	C 28:35	5-9	0-0	1-3	4 4 8	3 3	11	2	1	1	0	0 17	
0	Micah Peavy	G 25:51	4-11	0-2	3-4	3 2 5	0 3	11	1	1	0	2	0 7	
1	Mike Miles	G 33:04	5-10	2-4	6-8	0 3 3	0 4	16	2	4	0	0	0 1	
10	Damon Baugh	G 34:25	4-8	0-0	1-4	0 7 7	1 2	9	6	2	0	0	0 12	
2	Emanuel Miller	F 21:59	5-7	1-2	0-0	1 4 5	3 0	11	1	2	1	0	0 4	
12	Xavier Cork	06:23	0-1	0-0	0-0	0 0 0	4 0	0	0	0	0	0	1 4	
13	Shahada Wells	12:28	2-4	1-1	2-3	0 1 1	1 2	7	1	1	0	0	1 7	
21	Jakobe Coles	08:56	2-6	0-2	2-2	0 1 1	1 1	6	0	1	1	0	0 1	
25	Souleymane Dombia	01:54	0-0	0-0	0-0	0 0 0	0 0	0	0	0	0	1	0 3	
11	Rondel Walker	01:07	0-0	0-0	0-0	0 0 0	0 0	0	0	0	0	0	0 4	
Team						0 2 2								
<b>Totals</b>			29-62	6-15	19-29	9 30 39	14 18	83	15	10	7	3	3 8	

Technical Fouls: NONE

SMU - 75		Record: 3-7												
NO.	Name	Min	FG	3P	FT	Rebounds	Fouls	TP	AS	TO	ST	Blocks	+/-	
			M/A	M/A	M/A	OR DR TOT	PF					BS BA		
11	Samuelli Williamson	F 25:17	4-7	0-0	1-2	2 1 3	4 1	9	0	0	2	0	0 2	
23	Efe Odigie	F 25:55	4-8	0-0	5-6	6 5 11	2 6	13	1	0	1	1	0 12	
1	Zhuric Phelps	G 31:14	9-23	0-4	1-2	1 4 5	1 1	19	3	2	1	0	2 10	
3	Stefan Todorovic	G 15:54	0-1	0-1	0-0	0 3 3	1 0	0	1	2	1	1	0 1	
10	Zach Nutall	G 32:07	7-20	1-7	5-6	0 3 3	2 3	20	1	3	1	0	1 5	
5	Ricardo Wright	11:13	0-0	0-0	0-0	2 2 0	0 0	0	1	0	0	0	0 2	
0	Jefferson Koulibaly	05:25	0-1	0-0	0-0	0 1 1	0 0	0	1	1	0	0	0 4	
2	Jalen Smith	19:26	2-4	1-1	1-1	0 1 1	2 1	6	0	0	0	0	0 1	
13	Mo Njie	08:51	1-2	0-0	0-0	1 1 2	3 0	2	0	1	0	0	0 3	
22	Keon Ambrose-Hylton	16:30	3-3	0-0	0-0	1 4 5	2 0	6	0	0	0	1	0 2	
24	Emory Lanier	08:08	0-1	0-1	0-0	0 3 3	1 2	0	1	1	0	0	0 10	
Team						0 2 2								
<b>Totals</b>			30-70	2-14	13-17	11 30 41	18 14	75	9	11	6	3	3 8	

Technical Fouls: NONE

Biggest lead		TCU	SMU
18 (2nd 5:21)		2 (1st 17:57)	
Best Scoring Run		8 (1st 11:00)	6 (2nd 8:26)
Lead Changes		4	
Times Tied		2	
Time with Lead		37:31	00:55

Points from Turnovers: TCU 15, SMU 12

Paint: TCU 36, SMU 38

Second Chance: TCU 11, SMU 12

Fast Breaks: TCU 20, SMU 13

Bench: TCU 24, SMU 14

Period by Period Scoring

TCU 37 46 83

SMU 31 44 75

## GM 10 | TCU 88 - MVSU 43



Official Basketball Box Score - Final  
**Mississippi Val. at TCU**  
 12/10/22 Ed and Rae Scholmaier Arena, Fort Worth  
 2022-23 Men's Basketball

Game Time: 5:00 PM  
 Game Duration: 1:52  
 Attendance: 5,201

Mississippi Val. - 43		Record: 1-12												
NO.	Name	Min	FG	3P	FT	Rebounds	Fouls	TP	AS	TO	ST	Blocks	+/-	
			M/A	M/A	M/A	OR DR TOT	PF					BS BA		
2	Arecko Gipson	F 10:29	0-1	0-0	1-2	0 0 0	1 1	1	1	1	0	0	1 17	
15	Alvin Stredic	F 25:42	3-5	0-0	0-4	0 1 1	1 3	6	2	4	0	1	1 33	
0	Rayquan Brown	G 33:58	7-10	0-0	2-3	2 5 7	3 3	16	0	3	1	0	0 37	
10	Danny Washington	G 12:53	0-1	0-0	0-0	0 1 1	2 0	0	1	1	0	0	0 15	
11	Terry Collins	G 20:13	4-13	0-6	0-2	0 1 1	4 1	8	1	6	0	0	0 33	
3	Kadar Waller	14:45	0-2	0-1	0-0	0 2 2	1 0	0	3	1	1	0	1 20	
22	Michael Barber	08:04	1-5	0-1	0-0	0 0 0	0 0	2	0	1	1	0	1 8	
1	Tyrom Mosley	26:17	1-6	0-0	1-2	1 3 4	1 1	3	1	2	1	0	0 31	
5	Walter Hamilton	12:56	1-3	0-0	3-6	2 2 4	1 4	5	0	0	1	0	1 23	
24	Ernest Minton	11:05	0-0	0-0	0-0	0 0 0	0 0	0	0	0	0	0	0 15	
14	George Ivory III	06:09	0-0	0-0	0-0	0 2 2	0 1	0	0	0	0	0	0 0	
33	Jordan Johnson	02:33	1-1	0-0	0-0	0 0 0	0 0	0	2	0	1	0	0 0 15	
20	Quenon Waldon	02:58	0-0	0-0	0-0	0 0 0	0 0	0	1	0	0	0	0 0	
23	Daniel Williams	01:42	0-0	0-0	0-0	0 0 0	0 0	0	1	0	0	0	0 0 1	
31	Ronald Umoh	01:16	0-0	0-0	0-0	0 0 0	0 0	0	1	0	0	0	0 0 2	
Team						4 1 5								
<b>Totals</b>			18-47	0-8	7-19	9 18 27	18 14	43	8	20	5	1	6 45	

Technical Fouls: NONE

TCU - 88		Record: 9-1												
NO.	Name	Min	FG	3P	FT	Rebounds	Fouls	TP	AS	TO	ST	Blocks	+/-	
			M/A	M/A	M/A	OR DR TOT	PF					BS BA		
2	Emanuel Miller	F 19:35	4-7	0-1	3-4	3 4 7	1 2	11	5	1	0	0	0 28	
5	Chuck O'Bannon	F 17:02	3-6	1-3	0-0	1 0 1	1 0	7	3	0	1	1	0 22	
12	Xavier Cork	F 22:23	3-6	0-0	3-6	2 4 6	3 3	9	2	1	4	1	0 30	
1	Mike Miles	G 20:46	5-8	3-4	2-2	0 4 4	2 3	15	2	0	0	0	0 37	
10	Damon Baugh	G 23:09	3-5	2-3	4-6	1 3 4	0 3	12	3	3	2	2	0 24	
0	Micah Peavy	21:42	3-6	1-1	2-2	3 1 4	2 3	9	2	1	4	1	0 25	
21	Jakobe Coles	18:16	5-11	1-2	1-2	3 6 9	2 2	12	2	1	0	0	0 19	
25	Souleymane Dombia	15:28	3-6	0-0	2-2	0 0 0	2 1	8	0	0	0	0	0 23	
13	Shahada Wells	15:56	0-3	0-2	2-2	0 0 0	1 1	2	2	2	0	1	0 12	
11	Rondel Walker	15:55	1-2	1-2	0-0	0 3 3	0 0	3	2	0	2	0	0 20	
22	Tyler Lundblade	03:02	0-0	0-0	0-0	0 0 0	0 0	0	0	0	0	0	0 2	
30	Darius Ford	02:58	0-0	0-0	0-0	0 0 0	0 0	0	0	0	0	0	0 1	
33	Trey Stuart	01:16	0-1	0-0	0-0	1 0 1	0 0	0	0	0	0	0	0 2	
35	Cole Despie	01:16	0-1	0-0	0-0	0 0 0	0 0	0	0	0	0	0	0 2	
55	Zach Gonsoulin	01:16	0-0	0-0	0-0	0 0 0	0 0	0	0	0	0	0	0 2	
Team						1 1 2								
<b>Totals</b>			30-62	9-18	19-26	17 26 43	14 18	88	23	9	14	6	1 45	

Technical Fouls: NONE

Biggest lead		MVS	TCU
2 (1st 19:41)		48 (2nd 8:29)	
Best Scoring Run		6 (2nd 5:52)	13 (1st 14:02)
Lead Changes		3	
Times Tied		2	
Time with Lead		00:44	38:08

Points from Turnovers: MVS 22, TCU 40

Paint: MVS 6, TCU 25

Second Chance: MVS 8, TCU 28

Fast Breaks: MVS 12, TCU 34

Bench: MVS 3, TCU 88

Period by Period Scoring

MVS 20 23 43

TCU 53 35 88

## GM 11 | TCU 75 - UTAH 71



Official Basketball Box Score - Final  
**TCU at Utah**  
 12/21/22 Vivint Arena, Salt Lake City  
 Utah vs. #20 TCU

Game Time: 7:00 PM  
 Game Duration: 2:02  
 Attendance: 7,202

TCU - 75		Record: 10-1												
NO.	Name	Min	FG	3P	FT	Rebounds	Fouls	TP	AS	TO	ST	Blocks	+/-	
			M/A	M/A	M/A	OR DR TOT	PF					BS BA		
2	Emanuel Miller	F 30:42	9-14	2-2	1-3	2 5 7	2 2	21	1	2	2	1	0 5	
5	Chuck O'Bannon	F 31:07	3-8	2-4	2-2	3 2 5	3 1	10	3	0	1	2	2 7	
4	Eddie Lampkin	C 21:59	2-6	0-0	1-3	6 4 10	0 2	5	2	2	0	0	0 1	
1	Mike Miles	G 35:28	8-16	0-4	2-4	1 2 3	2 5	18	4	3	3	1	1 2	
10	Damon Baugh	G 33:42	4-12	1-4	0-1	0 2 2	1 1	9	3	1	2	0	1 5	
0	Micah Peavy	08:53	2-3	0-0	0-0	1 1 2	4 0	4	1	1	1	0	0 3	
11	Rondel Walker	10:28	0-2	0-0	0-0	0 0 0	2 0	0	0	0	0	0	1 3	
12	Xavier Cork	13:18	1-1	0-0	0-0	0 0 0	2 0	2	1	1	1	0	0 6	
21	Jakobe Coles	14:01	0-3	0-2	6-6	0 1 1	3 4	6	0	0	1	1	1 3	
13	Shahada Wells</													





## TCU GAME-BY-GAME

Opponent	Date	Score	W	Total		3-Pointers		Free throws		Rebounds										
				FG-FGA	PCT	3FG-3FGA	PCT	FT-FTA	PCT	OFF	DEF	TOT	AVG	PF	A	TO	BLK	STL	PTS	AVG
Ark.-Pine Bluff	11/07/2022	73-72	W	21-54	.389	4-21	.190	27-38	.711	11	28	39	39.0	11	13	13	3	8	73	73.0
Lamar University	11/11/2022	77-66	W	30-69	.435	8-32	.250	9-14	.643	17	27	44	41.5	13	20	13	7	6	77	75.0
Northwestern St.	11/14/2022	63-64	L	21-59	.356	2-21	.095	19-27	.704	14	27	41	41.3	12	15	10	5	5	63	71.0
ULM	11/17/2022	95-60	W	34-64	.531	10-20	.500	17-19	.895	12	34	46	42.5	19	22	16	10	9	95	77.0
vs California	11/25/2022	59-48	W	22-56	.393	3-17	.176	12-23	.522	14	20	34	40.8	17	10	7	4	8	59	73.4
vs Iowa	11/26/2022	79-66	W	34-62	.548	5-14	.357	6-13	.462	13	28	41	40.8	17	19	15	5	8	79	74.3
Providence	11/30/2022	75-62	W	28-56	.500	6-12	.500	13-16	.813	9	23	32	39.6	20	12	12	1	5	75	74.4
Jackson St.	12/06/2022	78-51	W	27-67	.403	6-23	.261	18-23	.783	15	24	39	39.5	14	17	13	6	11	78	74.9
vs SMU	12/10/2022	83-75	W	29-62	.468	6-15	.400	19-29	.655	9	30	39	39.4	14	15	10	3	7	83	75.8
Mississippi Val.	12/18/2022	88-43	W	30-62	.484	9-18	.500	19-26	.731	17	26	43	39.8	14	23	9	6	14	88	77.0
vs Utah	12/21/2022	75-71	W	29-67	.433	5-16	.313	12-19	.632	15	17	32	39.1	17	15	10	6	12	75	76.8
Central Ark.	12/28/2022	103-57	W	38-73	.521	7-27	.259	20-25	.800	14	36	50	40.0	14	28	7	6	10	103	79.0
Texas Tech	12/31/2022	67-61	W	25-62	.403	2-14	.143	15-20	.750	14	23	37	39.8	13	11	15	3	14	67	78.1
<b>Total</b>		<b>1015</b>		<b>368-813</b>	<b>.453</b>	<b>73-250</b>	<b>.292</b>	<b>206-292</b>	<b>.705</b>	<b>174</b>	<b>343</b>	<b>517</b>	<b>39.8</b>	<b>195</b>	<b>220</b>	<b>150</b>	<b>65</b>	<b>117</b>	<b>1015</b>	<b>78.1</b>
Opponents		796		293-754	.389	74-258	.287	136-216	.630	144	305	449	34.5	232	153	230	58	88	796	61.2

### TCU Averages

Games Played	Points/game	FG Pct	3FG Pct	FT Pct	Rebounds/game	Assists/game	Turnovers/game	Assist/Turnover ratio	Steals/game	Blocks/game
13	78.1	45.3	29.2	70.5	39.8	16.9	11.5	1.5	9.0	5.0

## OPPONENT GAME-BY-GAME

Opponent	Date	Score	W	Total		3-Pointers		Free throws		Rebounds										
				FG-FGA	PCT	3FG-3FGA	PCT	FT-FTA	PCT	OFF	DEF	TOT	AVG	PF	A	TO	BLK	STL	PTS	AVG
Ark.-Pine Bluff	11/07/2022	73-72	W	26-63	.413	13-29	.448	7-10	.700	7	28	35	35.0	22	22	15	6	7	72	72.0
Lamar University	11/11/2022	77-66	W	25-64	.391	4-17	.235	12-18	.667	14	22	36	35.5	14	12	14	4	8	66	69.0
Northwestern St.	11/14/2022	63-64	L	26-59	.441	8-22	.364	4-8	.500	9	25	34	35.0	18	13	13	1	7	64	67.3
ULM	11/17/2022	95-60	W	20-66	.303	6-21	.286	14-18	.778	13	19	32	34.3	18	6	16	6	8	60	65.5
vs California	11/25/2022	59-48	W	16-39	.410	4-13	.308	12-18	.667	5	27	32	33.8	17	6	19	4	5	48	62.0
vs Iowa	11/26/2022	79-66	W	26-61	.426	3-17	.176	11-15	.733	10	18	28	32.8	15	11	15	4	8	66	62.7
Providence	11/30/2022	75-62	W	22-53	.415	4-18	.222	14-24	.583	12	19	31	32.6	17	12	18	6	6	62	62.6
Jackson St.	12/06/2022	78-51	W	17-57	.298	6-23	.261	11-14	.786	17	28	45	34.1	19	13	29	5	7	51	61.1
vs SMU	12/10/2022	83-75	W	30-70	.429	2-14	.143	13-17	.765	11	30	41	34.9	18	9	11	3	6	75	62.7
Mississippi Val.	12/18/2022	88-43	W	18-47	.383	0-8	.000	7-19	.368	9	18	27	34.1	18	8	20	1	5	43	60.7
vs Utah	12/21/2022	75-71	W	25-54	.463	8-23	.348	13-21	.619	11	23	34	34.1	17	15	19	9	6	71	61.6
Central Ark.	12/28/2022	103-57	W	20-69	.290	8-30	.267	9-16	.563	17	22	39	34.5	21	14	18	4	5	57	61.3
Texas Tech	12/31/2022	67-61	W	22-52	.423	8-23	.348	9-18	.500	9	26	35	34.5	18	12	23	5	10	61	61.2
<b>Total</b>		<b>796</b>		<b>293-754</b>	<b>.389</b>	<b>74-258</b>	<b>.287</b>	<b>136-216</b>	<b>.630</b>	<b>144</b>	<b>305</b>	<b>449</b>	<b>34.5</b>	<b>232</b>	<b>153</b>	<b>230</b>	<b>58</b>	<b>88</b>	<b>796</b>	<b>61.2</b>
TCU		1015		368-813	.453	73-250	.292	206-292	.705	174	343	517	39.8	195	220	150	65	117	1015	78.1

### Opponents Averages

Games Played	Points/game	FG Pct	3FG Pct	FT Pct	Rebounds/game	Assists/game	Turnovers/game	Assist/Turnover ratio	Steals/game	Blocks/game
13	61.2	38.9	28.7	63.0	34.5	11.8	17.7	0.7	6.8	4.5

**POINTS-REBOUNDS-ASSISTS**

Opponent	Date	Score	W	0	1	2	3	4	5	10	11	12	13	21
				PEAVY, MICA	MILES, MIKE	MILLER, EMA	HAGGERTY, P	LAMPKIN, ED	O'BANNON, C	BAUGH, DAMI	WALKER, RON	CORK, XAVIE	WELLS, SHAH	COLES, JAKO
Ark.-Pine Bluff	11/07/2022	73-72	W	10-0-0	15-6-3	19-5-0	DNP	2-2-2	11-7-2	DNP	0-4-1	5-2-0	7-6-5	4-3-0
Lamar University	11/11/2022	77-66	W	2-1-2	26-5-5	12-7-6	0-0-0	6-9-0	9-4-0	DNP	3-2-0	4-7-0	10-3-6	5-3-1
Northwestern St.	11/14/2022	63-64	L	10-2-3	DNP	6-4-0	6-2-0	5-11-3	12-5-1	DNP	5-3-1	7-2-0	4-5-5	8-6-2
ULM	11/17/2022	95-60	W	12-3-2	DNP	16-7-2	8-4-3	8-4-2	11-2-0	DNP	9-5-3	4-1-1	8-3-7	15-7-1
vs California	11/25/2022	59-48	W	8-9-2	23-2-2	DNP	0-0-0	4-4-0	6-5-1	DNP	8-4-1	4-1-0	2-1-2	4-3-2
vs Iowa	11/26/2022	79-66	W	16-8-2	15-3-5	DNP	3-1-0	8-9-3	7-4-1	DNP	9-2-2	10-2-0	7-1-2	4-7-4
Providence	11/30/2022	75-62	W	13-2-1	12-3-1	10-4-2	DNP	16-12-0	12-1-1	10-4-5	0-1-0	2-3-0	0-0-2	0-2-0
Jackson St.	12/06/2022	78-51	W	9-1-2	DNP	DNP	0-2-2	4-7-0	11-5-0	15-6-5	0-0-2	0-2-0	14-3-4	21-7-2
vs SMU	12/10/2022	83-75	W	11-5-1	18-3-2	11-5-1	DNP	11-8-2	10-7-2	9-7-6	0-0-0	0-0-0	7-1-1	6-1-0
Mississippi Val.	12/18/2022	88-43	W	9-4-2	15-4-2	11-7-5	DNP	DNP	7-1-3	12-4-3	3-3-2	9-6-2	2-0-2	12-9-2
vs Utah	12/21/2022	75-71	W	4-2-1	18-3-4	21-7-1	DNP	5-11-2	10-5-3	9-3-3	0-0-0	2-0-1	0-0-0	6-1-0
Central Ark.	12/28/2022	103-57	W	DNP	21-2-5	20-10-3	DNP	9-4-1	7-6-2	13-5-6	0-2-3	6-1-1	12-6-5	12-7-1
Texas Tech	12/31/2022	67-61	W	2-4-1	23-0-3	16-6-0	DNP	6-8-0	0-3-1	14-2-5	1-1-0	2-3-0	0-0-1	3-6-0

Opponent	Date	Score	W	22	25	30	33	35	55
				LUNDBLADE, DOUMBIA, SO	FORD, DARIU	STUART, TRE	DESPIE, COL	GONSOULIN,	
Ark.-Pine Bluff	11/07/2022	73-72	W	DNP	DNP	DNP	DNP	DNP	DNP
Lamar University	11/11/2022	77-66	W	DNP	0-1-0	DNP	DNP	DNP	DNP
Northwestern St.	11/14/2022	63-64	L	0-0-0	DNP	DNP	DNP	DNP	DNP
ULM	11/17/2022	95-60	W	2-1-1	2-0-0	0-0-0	0-1-0	0-0-0	0-1-0
vs California	11/25/2022	59-48	W	DNP	0-1-0	DNP	DNP	DNP	DNP
vs Iowa	11/26/2022	79-66	W	DNP	DNP	DNP	DNP	DNP	DNP
Providence	11/30/2022	75-62	W	DNP	0-0-0	DNP	DNP	DNP	DNP
Jackson St.	12/06/2022	78-51	W	0-0-0	2-3-0	2-0-0	0-0-0	0-0-0	0-0-0
vs SMU	12/10/2022	83-75	W	DNP	0-0-0	DNP	DNP	DNP	DNP
Mississippi Val.	12/18/2022	88-43	W	0-0-0	8-2-0	0-0-0	0-1-0	0-0-0	0-0-0
vs Utah	12/21/2022	75-71	W	DNP	DNP	DNP	DNP	DNP	DNP
Central Ark.	12/28/2022	103-57	W	0-2-1	DNP	0-2-0	0-0-0	3-0-0	0-0-0
Texas Tech	12/31/2022	67-61	W	DNP	DNP	DNP	DNP	DNP	DNP

## TCU TEAM HIGHS

### TCU - Game Highs

<b>POINTS</b>	103	Central Ark. (12/28/2022)
	95	ULM (11/17/2022)
	88	Mississippi Val. (12/18/2022)
	83	vs SMU (N) (12/10/2022)
	79	vs Iowa (N) (11/26/2022)
<b>FIELD GOALS MADE</b>	38	Central Ark. (12/28/2022)
	34	vs Iowa (N) (11/26/2022)
	34	ULM (11/17/2022)
<b>FIELD GOAL ATTEMPTS</b>	73	Central Ark. (12/28/2022)
	69	Lamar University (11/11/2022)
<b>FIELD GOAL PERCENTAGE</b>	.548 (34-62)	vs Iowa (N) (11/26/2022)
	.531 (34-64)	ULM (11/17/2022)
<b>3 PT FG MADE</b>	10	ULM (11/17/2022)
	9	Mississippi Val. (12/18/2022)
<b>3 PT FG ATTEMPTS</b>	32	Lamar University (11/11/2022)
	27	Central Ark. (12/28/2022)
<b>3 PT FG PERCENTAGE</b>	.500 (10-20)	ULM (11/17/2022)
	.500 (9-18)	Mississippi Val. (12/18/2022)
	.500 (6-12)	Providence (11/30/2022)
<b>FREE THROWS MADE</b>	27	Ark.-Pine Bluff (11/07/2022)
	20	Central Ark. (12/28/2022)
<b>FREE THROW ATTEMPTS</b>	38	Ark.-Pine Bluff (11/07/2022)
	29	vs SMU (N) (12/10/2022)
<b>FREE THROW PERCENTAGE</b>	.895 (17-19)	ULM (11/17/2022)
	.813 (13-16)	Providence (11/30/2022)
<b>REBOUNDS</b>	50	Central Ark. (12/28/2022)
	46	ULM (11/17/2022)
<b>ASSISTS</b>	28	Central Ark. (12/28/2022)
	23	Mississippi Val. (12/18/2022)
<b>STEALS</b>	14	Texas Tech (12/31/2022)
	14	Mississippi Val. (12/18/2022)
<b>BLOCKED SHOTS</b>	10	ULM (11/17/2022)
	7	Lamar University (11/11/2022)
<b>TURNOVERS</b>	16	ULM (11/17/2022)
	15	Texas Tech (12/31/2022)
	15	vs Iowa (N) (11/26/2022)
<b>FOULS</b>	20	Providence (11/30/2022)
	19	ULM (11/17/2022)

## OPPONENT TEAM HIGHS

### Opponent - Game Highs

<b>POINTS</b>	75	vs SMU (N) (12/10/2022)
	72	Ark.-Pine Bluff (11/07/2022)
	71	vs Utah (N) (12/21/2022)
	66	vs Iowa (N) (11/26/2022)
	66	Lamar University (11/11/2022)
<b>FIELD GOALS MADE</b>	30	vs SMU (N) (12/10/2022)
	26	vs Iowa (N) (11/26/2022)
	26	Northwestern St. (11/14/2022)
	26	Ark.-Pine Bluff (11/07/2022)
<b>FIELD GOAL ATTEMPTS</b>	70	vs SMU (N) (12/10/2022)
	69	Central Ark. (12/28/2022)
<b>FIELD GOAL PERCENTAGE</b>	.463 (25-54)	vs Utah (N) (12/21/2022)
	.441 (26-59)	Northwestern St. (11/14/2022)
<b>3 PT FG MADE</b>	13	Ark.-Pine Bluff (11/07/2022)
	8	Texas Tech (12/31/2022)
	8	Central Ark. (12/28/2022)
	8	vs Utah (N) (12/21/2022)
	8	Northwestern St. (11/14/2022)
<b>3 PT FG ATTEMPTS</b>	30	Central Ark. (12/28/2022)
	29	Ark.-Pine Bluff (11/07/2022)
<b>3 PT FG PERCENTAGE</b>	.448 (13-29)	Ark.-Pine Bluff (11/07/2022)
	.364 (8-22)	Northwestern St. (11/14/2022)
<b>FREE THROWS MADE</b>	14	Providence (11/30/2022)
	14	ULM (11/17/2022)
<b>FREE THROW ATTEMPTS</b>	24	Providence (11/30/2022)
	21	vs Utah (N) (12/21/2022)
<b>FREE THROW PERCENTAGE</b>	.786 (11-14)	Jackson St. (12/06/2022)
	.778 (14-18)	ULM (11/17/2022)
<b>REBOUNDS</b>	45	Jackson St. (12/06/2022)
	41	vs SMU (N) (12/10/2022)
<b>ASSISTS</b>	22	Ark.-Pine Bluff (11/07/2022)
	15	vs Utah (N) (12/21/2022)
<b>STEALS</b>	10	Texas Tech (12/31/2022)
	8	vs Iowa (N) (11/26/2022)
	8	ULM (11/17/2022)
	8	Lamar University (11/11/2022)
<b>BLOCKED SHOTS</b>	9	vs Utah (N) (12/21/2022)
	6	Providence (11/30/2022)
	6	ULM (11/17/2022)
	6	Ark.-Pine Bluff (11/07/2022)
<b>TURNOVERS</b>	29	Jackson St. (12/06/2022)
	23	Texas Tech (12/31/2022)
<b>FOULS</b>	23	Ark.-Pine Bluff (11/07/2022)
	21	Central Ark. (12/28/2022)

## TCU TEAM LOWS

### TCU - Game Lows

<b>POINTS</b>	59	vs California (N) (11/25/2022)
	63	Northwestern St. (11/14/2022)
	67	Texas Tech (12/31/2022)
	73	Ark.-Pine Bluff (11/07/2022)
	75	vs Utah (N) (12/21/2022)
	75	Providence (11/30/2022)
<b>FIELD GOALS MADE</b>	21	Northwestern St. (11/14/2022)
	21	Ark.-Pine Bluff (11/07/2022)
<b>FIELD GOAL ATTEMPTS</b>	54	Ark.-Pine Bluff (11/07/2022)
	56	Providence (11/30/2022)
	56	vs California (N) (11/25/2022)
<b>FIELD GOAL PERCENTAGE</b>	.356 (21-59)	Northwestern St. (11/14/2022)
	.389 (21-54)	Ark.-Pine Bluff (11/07/2022)
<b>3 PT FG MADE</b>	2	Texas Tech (12/31/2022)
	2	Northwestern St. (11/14/2022)
<b>3 PT FG ATTEMPTS</b>	12	Providence (11/30/2022)
	14	Texas Tech (12/31/2022)
	14	vs Iowa (N) (11/26/2022)
<b>3 PT FG PERCENTAGE</b>	.095 (2-21)	Northwestern St. (11/14/2022)
	.143 (2-14)	Texas Tech (12/31/2022)
<b>FREE THROWS MADE</b>	6	vs Iowa (N) (11/26/2022)
	9	Lamar University (11/11/2022)
<b>FREE THROW ATTEMPTS</b>	13	vs Iowa (N) (11/26/2022)
	14	Lamar University (11/11/2022)
<b>FREE THROW PERCENTAGE</b>	.462 (6-13)	vs Iowa (N) (11/26/2022)
	.522 (12-23)	vs California (N) (11/25/2022)
<b>REBOUNDS</b>	32	vs Utah (N) (12/21/2022)
	32	Providence (11/30/2022)
<b>ASSISTS</b>	10	vs California (N) (11/25/2022)
	11	Texas Tech (12/31/2022)
<b>STEALS</b>	5	Providence (11/30/2022)
	5	Northwestern St. (11/14/2022)
<b>BLOCKED SHOTS</b>	1	Providence (11/30/2022)
	3	Texas Tech (12/31/2022)
	3	vs SMU (N) (12/10/2022)
	3	Ark.-Pine Bluff (11/07/2022)
<b>TURNOVERS</b>	7	Central Ark. (12/28/2022)
	7	vs California (N) (11/25/2022)
<b>FOULS</b>	11	Ark.-Pine Bluff (11/07/2022)
	12	Northwestern St. (11/14/2022)

## OPPONENT TEAM LOWS

### Opponent - Game Lows

<b>POINTS</b>	43	Mississippi Val. (12/18/2022)
	48	vs California (N) (11/25/2022)
	51	Jackson St. (12/06/2022)
	57	Central Ark. (12/28/2022)
	60	ULM (11/17/2022)
<b>FIELD GOALS MADE</b>	16	vs California (N) (11/25/2022)
	17	Jackson St. (12/06/2022)
<b>FIELD GOAL ATTEMPTS</b>	39	vs California (N) (11/25/2022)
	47	Mississippi Val. (12/18/2022)
<b>FIELD GOAL PERCENTAGE</b>	.290 (20-69)	Central Ark. (12/28/2022)
	.298 (17-57)	Jackson St. (12/06/2022)
<b>3 PT FG MADE</b>	0	Mississippi Val. (12/18/2022)
	2	vs SMU (N) (12/10/2022)
<b>3 PT FG ATTEMPTS</b>	8	Mississippi Val. (12/18/2022)
	13	vs California (N) (11/25/2022)
<b>3 PT FG PERCENTAGE</b>	.000 (0-8)	Mississippi Val. (12/18/2022)
	.143 (2-14)	vs SMU (N) (12/10/2022)
<b>FREE THROWS MADE</b>	4	Northwestern St. (11/14/2022)
	7	Mississippi Val. (12/18/2022)
	7	Ark.-Pine Bluff (11/07/2022)
<b>FREE THROW ATTEMPTS</b>	8	Northwestern St. (11/14/2022)
	10	Ark.-Pine Bluff (11/07/2022)
<b>FREE THROW PERCENTAGE</b>	.368 (7-19)	Mississippi Val. (12/18/2022)
	.500 (9-18)	Texas Tech (12/31/2022)
	.500 (4-8)	Northwestern St. (11/14/2022)
<b>REBOUNDS</b>	27	Mississippi Val. (12/18/2022)
	28	vs Iowa (N) (11/26/2022)
<b>ASSISTS</b>	6	vs California (N) (11/25/2022)
	6	ULM (11/17/2022)
<b>STEALS</b>	5	Central Ark. (12/28/2022)
	5	Mississippi Val. (12/18/2022)
	5	vs California (N) (11/25/2022)
<b>BLOCKED SHOTS</b>	1	Mississippi Val. (12/18/2022)
	1	Northwestern St. (11/14/2022)
<b>TURNOVERS</b>	11	vs SMU (N) (12/10/2022)
	13	Northwestern St. (11/14/2022)
<b>FOULS</b>	14	Lamar University (11/11/2022)
	15	vs Iowa (N) (11/26/2022)



## TCU INDIVIDUAL HIGHS

### TCU - Individual Game Highs

<b>POINTS</b>	26	Mike Miles vs Lamar University (11/11/2022)
	23	Mike Miles vs Texas Tech (12/31/2022)
	23	Mike Miles vs California (N) (11/25/2022)
	21	Mike Miles vs Central Ark. (12/28/2022)
	21	Emanuel Miller vs Utah (N) (12/21/2022)
	21	JaKobe Coles vs Jackson St. (12/06/2022)
<b>FIELD GOALS MADE</b>	9	Emanuel Miller vs Central Ark. (12/28/2022)
	9	Emanuel Miller vs Utah (N) (12/21/2022)
	9	Mike Miles vs California (N) (11/25/2022)
<b>FIELD GOAL ATTEMPTS</b>	22	Mike Miles vs California (N) (11/25/2022)
	17	Micah Peavy vs Iowa (N) (11/26/2022)
<b>FIELD GOAL PERCENTAGE (min 5 made)</b>	.833 (5-6)	Xavier Cork vs Iowa (N) (11/26/2022)
	.714 (5-7)	Emanuel Miller vs SMU (N) (12/10/2022)
<b>3 PT FG MADE</b>	3	Mike Miles vs Mississippi Val. (12/18/2022)
	3	Chuck O'Bannon vs Jackson St. (12/06/2022)
	3	JaKobe Coles vs Jackson St. (12/06/2022)
	3	Rondel Walker vs ULM (11/17/2022)
	3	Mike Miles vs Lamar University (11/11/2022)
<b>3 PT FG ATTEMPTS</b>	7	Chuck O'Bannon vs Northwestern St. (11/14/2022)
	7	Mike Miles vs Lamar University (11/11/2022)
	7	Shahada Wells vs Lamar University (11/11/2022)
	7	Chuck O'Bannon vs Ark.-Pine Bluff (11/07/2022)
<b>3 PT FG PERCENTAGE (min 2 made)</b>	1.000 (2-2)	Emanuel Miller vs Utah (N) (12/21/2022)
	.750 (3-4)	Mike Miles vs Mississippi Val. (12/18/2022)
	.750 (3-4)	Rondel Walker vs ULM (11/17/2022)
<b>FREE THROWS MADE</b>	11	Mike Miles vs Central Ark. (12/28/2022)
	9	Mike Miles vs Lamar University (11/11/2022)
<b>FREE THROW ATTEMPTS</b>	14	Mike Miles vs Lamar University (11/11/2022)
	13	Mike Miles vs Central Ark. (12/28/2022)
<b>FREE THROW PERCENTAGE (min 3 made)</b>	1.000 (6-6)	JaKobe Coles vs Utah (N) (12/21/2022)
	1.000 (5-5)	Micah Peavy vs Providence (11/30/2022)
	1.000 (4-4)	JaKobe Coles vs Jackson St. (12/06/2022)
	1.000 (4-4)	Chuck O'Bannon vs Providence (11/30/2022)
	1.000 (4-4)	Micah Peavy vs ULM (11/17/2022)
	1.000 (4-4)	JaKobe Coles vs Ark.-Pine Bluff (11/07/2022)
	1.000 (4-4)	Micah Peavy vs Ark.-Pine Bluff (11/07/2022)
	1.000 (3-3)	Rondel Walker vs Iowa (N) (11/26/2022)
	1.000 (3-3)	Emanuel Miller vs ULM (11/17/2022)
<b>REBOUNDS</b>	12	Eddie Lampkin vs Providence (11/30/2022)
	11	Eddie Lampkin vs Utah (N) (12/21/2022)
	11	Eddie Lampkin vs Northwestern St. (11/14/2022)
<b>ASSISTS</b>	7	Shahada Wells vs ULM (11/17/2022)
	6	Damion Baugh vs Central Ark. (12/28/2022)
	6	Damion Baugh vs SMU (N) (12/10/2022)
	6	Emanuel Miller vs Lamar University (11/11/2022)
	6	Shahada Wells vs Lamar University (11/11/2022)
<b>STEALS</b>	4	Damion Baugh vs Texas Tech (12/31/2022)
	4	Damion Baugh vs Central Ark. (12/28/2022)
	4	Micah Peavy vs Mississippi Val. (12/18/2022)
	4	Xavier Cork vs Mississippi Val. (12/18/2022)
	4	Mike Miles vs SMU (N) (12/10/2022)
<b>BLOCKED SHOTS</b>	3	JaKobe Coles vs Jackson St. (12/06/2022)
	3	JaKobe Coles vs ULM (11/17/2022)
	3	Chuck O'Bannon vs Lamar University (11/11/2022)



## OPPONENT INDIVIDUAL HIGHS

### TCU - Individual Game Highs

<b>POINTS</b>	26	Mike Miles vs Lamar University (11/11/2022)
	23	Mike Miles vs Texas Tech (12/31/2022)
	23	Mike Miles vs California (N) (11/25/2022)
	21	Mike Miles vs Central Ark. (12/28/2022)
	21	Emanuel Miller vs Utah (N) (12/21/2022)
	21	JaKobe Coles vs Jackson St. (12/06/2022)
<b>FIELD GOALS MADE</b>	9	Emanuel Miller vs Central Ark. (12/28/2022)
	9	Emanuel Miller vs Utah (N) (12/21/2022)
	9	Mike Miles vs California (N) (11/25/2022)
<b>FIELD GOAL ATTEMPTS</b>	22	Mike Miles vs California (N) (11/25/2022)
	17	Micah Peavy vs Iowa (N) (11/26/2022)
<b>FIELD GOAL PERCENTAGE (min 5 made)</b>	.833 (5-6)	Xavier Cork vs Iowa (N) (11/26/2022)
	.714 (5-7)	Emanuel Miller vs SMU (N) (12/10/2022)
<b>3 PT FG MADE</b>	3	Mike Miles vs Mississippi Val. (12/18/2022)
	3	Chuck O'Bannon vs Jackson St. (12/06/2022)
	3	JaKobe Coles vs Jackson St. (12/06/2022)
	3	Rondel Walker vs ULM (11/17/2022)
	3	Mike Miles vs Lamar University (11/11/2022)
<b>3 PT FG ATTEMPTS</b>	7	Chuck O'Bannon vs Northwestern St. (11/14/2022)
	7	Mike Miles vs Lamar University (11/11/2022)
	7	Shahada Wells vs Lamar University (11/11/2022)
	7	Chuck O'Bannon vs Ark.-Pine Bluff (11/07/2022)
<b>3 PT FG PERCENTAGE (min 2 made)</b>	1.000 (2-2)	Emanuel Miller vs Utah (N) (12/21/2022)
	.750 (3-4)	Mike Miles vs Mississippi Val. (12/18/2022)
	.750 (3-4)	Rondel Walker vs ULM (11/17/2022)
<b>FREE THROWS MADE</b>	11	Mike Miles vs Central Ark. (12/28/2022)
	9	Mike Miles vs Lamar University (11/11/2022)
<b>FREE THROW ATTEMPTS</b>	14	Mike Miles vs Lamar University (11/11/2022)
	13	Mike Miles vs Central Ark. (12/28/2022)
<b>FREE THROW PERCENTAGE (min 3 made)</b>	1.000 (6-6)	JaKobe Coles vs Utah (N) (12/21/2022)
	1.000 (5-5)	Micah Peavy vs Providence (11/30/2022)
	1.000 (4-4)	JaKobe Coles vs Jackson St. (12/06/2022)
	1.000 (4-4)	Chuck O'Bannon vs Providence (11/30/2022)
	1.000 (4-4)	Micah Peavy vs ULM (11/17/2022)
	1.000 (4-4)	JaKobe Coles vs Ark.-Pine Bluff (11/07/2022)
	1.000 (4-4)	Micah Peavy vs Ark.-Pine Bluff (11/07/2022)
	1.000 (3-3)	Rondel Walker vs Iowa (N) (11/26/2022)
	1.000 (3-3)	Emanuel Miller vs ULM (11/17/2022)
<b>REBOUNDS</b>	12	Eddie Lampkin vs Providence (11/30/2022)
	11	Eddie Lampkin vs Utah (N) (12/21/2022)
	11	Eddie Lampkin vs Northwestern St. (11/14/2022)
<b>ASSISTS</b>	7	Shahada Wells vs ULM (11/17/2022)
	6	Damion Baugh vs Central Ark. (12/28/2022)
	6	Damion Baugh vs SMU (N) (12/10/2022)
	6	Emanuel Miller vs Lamar University (11/11/2022)
	6	Shahada Wells vs Lamar University (11/11/2022)
<b>STEALS</b>	4	Damion Baugh vs Texas Tech (12/31/2022)
	4	Damion Baugh vs Central Ark. (12/28/2022)
	4	Micah Peavy vs Mississippi Val. (12/18/2022)
	4	Xavier Cork vs Mississippi Val. (12/18/2022)
	4	Mike Miles vs SMU (N) (12/10/2022)
<b>BLOCKED SHOTS</b>	3	JaKobe Coles vs Jackson St. (12/06/2022)
	3	JaKobe Coles vs ULM (11/17/2022)
	3	Chuck O'Bannon vs Lamar University (11/11/2022)



## SPECIALTY STATS

### TCU/OPP

	In Paint	Off T/O	2nd Chance	Fast Break	Bench
UAPB	28/22	21/11	10/4	25/15	19/15
Lamar	40/40	19/14	16/22	28/12	23/17
Northwestern State	34/28	14/11	15/8	12/9	26/6
ULM	40/18	13/22	13/16	18/8	43/17
vs. Cal	34/22	17/9	6/2	14/7	35/11
vs. Iowa	58/42	22/14	17/11	12/18	24/24
Providence	44/32	18/6	10/8	15/15	15/17
Jackson State	40/22	22/15	8/14	34/14	25/17
vs. SMU	36/38	15/12	11/12	20/13	24/14
Mississippi Valley State	40/22	28/12	25/6	28/8	34/12
Utah	46/28	23/10	7/19	16/4	12/6
Central Arkansas	58/20	29/7	14/15	40/0	33/26
Texas Tech	44/22	22/16	14/7	21/14	8/15

<b>Totals</b>	<b>542/356</b>	<b>263/159</b>	<b>157/145</b>	<b>282/137</b>	<b>321/197</b>
<b>Times Led</b>	<b>10/1</b>	<b>11/1</b>	<b>7/6</b>	<b>11/1</b>	<b>11/1</b>
<b>TCU High</b>	58 vs. UCA	29 vs. UCA	25 vs. MVSU	40 vs. UCA	43 vs. ULM

## CAREER DOUBLE-DOUBLES

**Emanuel Miller - 13**

20 P, 10 R	Central Arkansas (12/28/22)
18 P, 10 R	Grambling (12/21/21)
15 P, 10 R	vs. Pepperdine (11/24/21)
12 P, 13 R	Southern Miss (11/15/21)
12 P, 13 R	McNeese (11/11/21)
13 P, 10 R	Tarleton St. (12/2/20)
21 P, 10 R	UTRGV (12/6/20)
20 P, 10 R	Southeastern La. (12/15/20)
18 P, 11 R	at Ole Miss (1/23/21)
24 P, 13 R	Mississippi St. (3/3/21)
23 P, 10 R	at Arkansas (3/6/21)
10 P, 13 R	Missouri (2/4/20)
21 P, 10 R	Georgia (2/15/20)

**Xavier Cork - 4**

10 P, 10 R	Piedmont College (11/30/20)
22 P, 14 R	at North Carolina A&T (12/12/20)
14 P, 10 R	Mercer (2/27/21)
14 P, 10 R	vs. The Citadel (3/5/21)

**Eddie Lampkin - 6**

16 P, 12 R	Providence (11/30/22)
20 P, 14 R	vs. Arizona (3/20/22)
10 P, 12 R	Oklahoma State (2/8/22)
14 P, 10 R	at Oklahoma (1/31/22)
10 P, 10 R	vs. Texas A&M (12/11/21)
12 P, 12 R	vs. Austin Peay (11/29/21)

**Damion Baugh - 1**

13 P, 11 A	Grambling (12/21/21)
------------	----------------------

## GAME-BY-GAME STARTERS

Different starting lineups: 10

Players who have at least one start: 10

Opponent	Date	Score	W/L	Guard	Guard	Guard/Forward	Forward	Center	Record W/ Lineup
UAPB	11-7-22	73-72	W	Miles	Wells	O'Bannon	Miller	Lampkin	1-0
Lamar	11-11-22	77-66	W	Miles	Walker	O'Bannon	Miller	Cork	1-0
Northwestern St.	11-14-22	64-63	L	Wells	Peavy	O'Bannon	Miller	Lampkin	0-1
ULM	11-17-22	95-60	W	Wells	Walker	O'Bannon	Miller	Lampkin	1-0
vs. Cal	11-25-22	59-48	W	Wells	Walker	O'Bannon	Coles	Cork	1-0
vs. Iowa	11-26-22	79-66	W	Miles	Walker	O'Bannon	Peavy	Lampkin	1-0
Providence	11-30-22	75-62	W	Miles	Baugh	O'Bannon	Miller	Lampkin	
Jackson State	12-6-22	78-51	W	Baugh	Wells	O'Bannon	Peavy	Lampkin	1-0
vs. SMU	12-10-22	83-75	W	Miles	Baugh	O'Bannon	Peavy	Lampkin	1-0
Miss. Valley St.	12-18-22	88-43	W	Miles	Baugh	O'Bannon	Miller	Cork	1-0
vs. Utah	12-21-22	75-71	W	Miles	Baugh	O'Bannon	Miller	Lampkin	-
Central Arkansas	12-28-22	103-57	W	Miles	Baugh	O'Bannon	Miller	Lampkin	-
Texas Tech	12-31-22	67-61	W	Miles	Baugh	O'Bannon	Miller	Lampkin	4-0

## LAST TIME IT HAPPENED

### WON BY 30 POINTS

TCU +35 (90-55) vs. Grambling State (12/21/21)  
Opp. +36 (82-46) at Oklahoma (1/12/21)

### WON IN OVERTIME

TCU 59-58 vs. Oklahoma (1/15/22)  
Opp. 85-80 vs. Arizona, OT (3/20/22)

### WON IN DOUBLE OVERTIME

TCU 97-89 vs. UT Arlington (11/18/06)  
Opp. 99-98 at Texas (1/10/18)

### WON IN TRIPLE OVERTIME

TCU 108-99 vs. Texas State (11/24/09)  
Opp. 104-96 at West Virginia (2/26/19)

### 100 OR MORE POINTS

TCU 103 vs. Central Arkansas (12/28/22)  
Opp. 102 at Missouri, OT (1/30/21)

### 50 OR FEWER POINTS

TCU 49 at Texas Tech (3/2/21)  
Opp. 48 vs. Cal (11/25/22)

### 40 OR FEWER POINTS

TCU 40 at Baylor (1/12/13)  
Opp. 40 vs. Oklahoma State (1/11/20)

### 90 OR MORE POINTS IN A LOSS

TCU 98 (102-98, OT) at Missouri (1/30/21)  
Opp. 92 (94-92, OT) at Iowa (3/19/20)

### 60 OR FEWER POINTS IN A VICTORY

TCU 59 (59-44) at Iowa State (1/22/22)  
Opp. 54 (54-51) vs. Iowa State (2/15/22)

### 60% OR BETTER FIELD GOALS

TCU .600 vs. Providence (12/9/20)  
Opp. .604 (32-53) at Texas Tech (2/10/20)

### 30% OR WORSE FIELD GOALS

TCU .267 (12-45) at Texas Tech (2/10/20)  
Opp. .288 (15-52) vs. Seton Hall (3/18/22)

### 90% OR BETTER FREE THROWS (MIN. 10 MADE)

TCU .909 (10-11) at Kansas (3/5/22)  
Opp. 100 (11-11) vs. Texas Tech (2/26/22)

### 40% OR WORSE FREE THROWS

TCU .333 (3-9) vs. Kansas (2/8/20)  
Opp. .368 (7-19) vs. Mississippi Valley State (12/18/22)

### 30 OR MORE FREE THROWS MADE

TCU 41 (24-41) vs. Wofford (12/10/16)  
Opp. 32 (32-44) vs. St. Bonaventure (11/25/17)

### 5 OR FEWER FREE THROWS MADE

TCU 5 (5-11) at Kansas (1/28/21)  
Opp. 1 (1-4) vs. Sam Houston State (3/20/19)

### 0 FREE THROWS MADE

TCU 0, at Vanderbilt (1/27/18)  
Opp. 0, vs. Wichita State (12/8/08)

### 40 OR MORE FREE THROWS ATTEMPTED

TCU 30 (30-37) vs. SMU (12/5/17)  
Opp. 44 (32-44) vs. St. Bonaventure (11/25/17)

### 80%+ 3-POINTERS

TCU .875 (7-8) vs. Stephen F. Austin (12/8/03)  
Opp. .833 (10-12) vs. Washington (11/30/16)

### 70%+ 3-POINTERS

TCU .739 (17-23) at UNLV (3/13/08)  
Opp. .700 (7-10) vs. West Virginia (2/9/13)

### 60%+ 3-POINTERS

TCU .667 (6-9) at Rice (12/22/12)  
Opp. .688 (11-16) vs. Santa Clara (11/22/21)

### 0 3-POINTERS

TCU 0 (0-9) vs. Oklahoma State (2/14/15)  
Opp. 0 (0-8) vs. Mississippi Valley State (12/18/22)

### 10+ 3-POINTERS

TCU 10, vs. ULM (11/17/22)  
Opp. 13, vs. UAPB (11/7/22)

### 15+ 3-POINTERS

TCU 15, vs. Kansas State (2/15/20)  
Opp. 15, at Baylor (2/2/19)

### 60 OR MORE REBOUNDS

TCU 63, vs. Grambling State (12/30/02)  
Opp. 61, at SMU (1/25/97)

### 50 OR MORE REBOUNDS

TCU 52, vs. Grambling State (12/21/21)  
Opp. 52, at West Virginia, 3OT (2/26/19)

### 20 OR MORE OFFENSIVE REBOUNDS

TCU 20, vs. Arizona (3/20/22)  
Opp. 20, at SMU (12/5/18)

### 25 OR FEWER REBOUNDS

TCU 25, vs. Texas Tech (2/26/22)  
Opp. 22, vs. Texas Tech (2/26/22)

### OUT-REBOUNDED OPPONENT BY 20+

TCU 22 (42-20) at Oklahoma (1/31/22)  
Opp. 21 (41-20) vs. Kansas (1/5/21)

### OUT-REBOUNDED OPPONENT BY 15+

TCU 16 (43-27) vs. Mississippi Valley State (12/18/22)  
Opp. 15 (39-24) vs. Santa Clara (11/22/21)

### 20 OR MORE SECOND CHANCE POINTS

TCU 25, vs. Mississippi Valley State (12/18/22)  
Opp. 21, vs. Nebraska (3/24/19)

### 30+ ASSISTS

TCU 31, vs. Eastern Michigan (11/26/18)  
Opp. 34, at South Florida (1/5/02)

### 20+ ASSISTS

TCU 28, vs. Central Arkansas (12/28/22)  
Opp. 20, vs. Texas (3/7/21)

### 20+ STEALS

TCU 30, vs. Arkansas-Pine Bluff (12/30/00)  
Opp. 20, vs. Air Force (1/21/10)

### 15+ STEALS

TCU 17, at West Virginia, 3OT (2/26/19)  
Opp. 15, at West Virginia (2/13/16)

### 10+ BLOCKED SHOTS

TCU 10, vs. ULM (11/17/22)  
Opp. 10, vs. Oklahoma (3/7/20)

### 10 OR FEWER TURNOVERS

TCU 9, vs. Mississippi Valley State (12/18/22)  
Opp. 7, vs. Kansas (3/11/22)

### 5 OR FEWER TURNOVERS

TCU 4, vs. Iowa State (1/17/18)  
Opp. 5, at Oklahoma (1/12/21)

### 30+ TURNOVERS

TCU 31, at Houston (1/12/94)  
Opp. 35, vs. Austin College (11/11/11)

### 55+ POINTS IN A HALF

TCU 56 (2nd) at Iowa State (2/9/19)  
Opp. 57 (2nd) at Oklahoma State (1/23/17)

### 50+ POINTS IN A HALF

TCU 54 (2nd) vs. Central Arkansas (12/28/22)  
Opp. 51 (2nd) at Missouri (1/30/21)

### 20+ POINT LEAD AT HALFTIME

TCU 33 (53-20) vs. Mississippi Valley State (12/18/22)  
Opp. 25 (45-20) at Texas Tech (2/10/20)

### 20 OR FEWER POINTS IN A HALF

TCU 20 (2nd) vs. Nicholls (11/18/21)  
Opp. 20 (1st) vs. Mississippi Valley State (12/18/22)

### DID NOT ATTEMPT A FREE THROW IN A HALF

TCU 0 (1st) vs. Kansas State (2/15/20)  
Opp. 0 (1st) vs. Sam Houston State (3/20/19)

### 0 TURNOVERS IN A HALF

TCU Not since prior to the 2000-01 season  
Opp. 0 (2nd) at Texas Tech (2/23/16)

### PLAYER W/ 40+ POINTS

TCU 42, Junior Blount at Tulane (2/26/02)  
Opp. 41, Austin Reaves vs. Oklahoma (3/7/20)

### PLAYER W/ 30+ POINTS

TCU 31, RJ Nembhard vs. Iowa State (1/4/19)  
Opp. 30, Benedict Mathurin vs. Arizona, OT (3/20/22)

### TWO PLAYERS W/ 20+ POINTS

TCU 21 Mike Miles, 20 Emanuel Miller vs. Central Arkansas (12/28/22)  
Opp. 30, Benedict Mathurin; 28, Christian Koloko vs. Arizona, OT (3/20/22)

### PLAYER W/ 20+ REBOUNDS

TCU 20, Adrick McKinney vs. Houston (12/4/12)  
Opp. 21, Derek Culver, at West Virginia, 3OT (2/26/19)

### PLAYER W/ 15+ REBOUNDS

TCU 15, Kevin Samuel vs. Northwestern St. (12/3/20)  
Opp. 17, Freddie Gillespie vs. Baylor (2/29/20)

### PLAYER W/ 8+ OFFENSIVE REBOUNDS

TCU 10, Eddie Lampkin vs. Arizona, OT (3/20/22)  
Opp. 8, Udoka Azubuike at Kansas (3/4/20)

### PLAYER W/ 15+ ASSISTS

TCU 17, Alex Robinson vs. Iowa State (1/17/18)  
Opp. 17, Tito Maddux vs. Fresno State (1/10/01)

### PLAYER W/ 10+ ASSISTS

TCU 11, Damion Baugh vs. Grambling State (12/21/21)  
Opp. 11, Isaac Likekele at Oklahoma State (2/5/20)

### PLAYER W/ 10+ STEALS

TCU 12, Greedy Daniels vs. Arkansas-Pine Bluff (12/30/00)  
Opp. N/A

### PLAYER W/ 5+ STEALS

TCU 5, Mike Miles vs. Texas Tech (2/26/22)  
Opp. 5, Jarrett Culver vs. Texas Tech (3/2/19)

### PLAYER W/ 10+ BLOCKED SHOTS

TCU 11, Derrick Davenport at Alaska-Fairbanks (11/20/99)  
Opp. 12, Joel Anthony at UNLV (2/7/07)

### PLAYER W/ 5+ BLOCKED SHOTS

TCU 5, Kevin Samuel vs. Kansas State (2/20/21)  
Opp. 5, Udoka Azubuike vs. Kansas (2/8/20)

### PLAYER MADE 12 FIELD GOALS

TCU 12, Mike Miles at Missouri (1/30/21)  
Opp. 13, Jeremiah Tilmon at Missouri (1/30/21)

### PLAYER MADE 7+ 3-POINTERS

TCU 7, Desmond Bane vs. Louisiana (11/12/19)  
Opp. 7, Ja'Monta Black (11/14/22)

### PLAYER MADE 6+ 3-POINTERS

TCU 6, Desmond Bane/Edirc Dennis at Kansas (3/4/20)  
Opp. 7, Gabe Madsen vs. Utah (12/21/22)

### PLAYER MADE 10 FREE THROWS

TCU 11 (11-13), Mike Miles vs. Central Arkansas (12/28/22)  
Opp. 16 (16-18), Austin Reaves vs. Oklahoma (12/6/20)

### SIX PLAYERS SCORED 10+ POINTS

TCU 6, Baugh, Lampkin, Miles, Miller, O'Bannon, Peavy vs. Providence (11/30/22)

## SEASON STATS

### Game Records

Record	Overall	Home	Away	Neutral
ALL GAMES	12-1	8-1	0-0	4-0
CONFERENCE	1-0	1-0	0-0	0-0
NON-CONFERENCE	11-1	7-1	0-0	4-0

### Score by Periods

Team	1st	2nd	OT	TOT
TCU	495	520	0	1015
Opponents	385	411	0	796

### Team Box Score

No.	Player	Total			3-Point			F-Throw		Rebounds				Other								
		GP-GS	MIN	AVG	FG-FGA	FG%	3FG-3FGA	3FG%	FT-FTA	FT%	OFF	DEF	TOT	AVG	Pf	DQ	A	TO	BLK	STL	PTS	AVG
1	MILES, Mike	10-9	308:17	30.8	61-117	.521	12-40	.300	52-77	.675	3	28	31	3.1	21	0	32	28	3	14	186	18.6
2	MILLER, Emanuel	10-9	263:05	26.3	60-106	.566	9-19	.474	13-19	.684	16	46	62	6.2	15	0	20	14	7	7	142	14.2
10	BAUGH, Damion	7-7	220:30	31.5	31-68	.456	5-16	.313	15-24	.625	5	26	31	4.4	8	0	33	17	2	17	82	11.7
0	PEAVY, Micah	12-4	281:43	23.5	37-101	.366	3-20	.150	29-36	.806	17	24	41	3.4	29	0	19	13	10	15	106	8.8
5	O'BANNON, Chuck	13-13	296:06	22.8	33-96	.344	18-57	.316	29-39	.744	21	34	55	4.2	23	0	17	11	14	11	113	8.7
21	COLES, JaKobe	13-1	199:40	15.4	36-82	.439	9-30	.300	19-21	.905	21	41	62	4.8	18	0	15	6	9	10	100	7.7
4	LAMPKIN, Eddie	12-10	285:45	23.8	36-70	.514	0-0	.000	12-23	.522	48	41	89	7.4	20	0	15	16	6	10	84	7.0
13	WELLS, Shahada	13-5	224:13	17.2	27-67	.403	8-34	.235	11-13	.846	2	27	29	2.2	11	0	42	18	3	13	73	5.6
12	CORK, Xavier	13-3	183:04	14.1	23-37	.622	0-0	.000	9-18	.500	14	16	30	2.3	27	0	5	8	5	8	55	4.2
11	WALKER, Rondel	13-4	208:30	16.0	13-40	.325	8-27	.296	4-5	.800	4	23	27	2.1	13	0	15	9	5	9	38	2.9
3	HAGGERTY, PJ	6-0	53:49	9.0	5-9	.556	0-1	.000	7-9	.778	1	8	9	1.5	3	0	5	4	0	2	17	2.8
25	DOUMBIA, Souleymane	7-0	32:56	4.7	4-8	.500	0-0	.000	4-6	.667	6	1	7	1.0	3	0	0	1	1	1	12	1.7
35	DESPIE, Cole	4-0	04:49	1.2	1-4	.250	1-2	.500	0-0	.000	0	0	0	0.0	1	0	0	0	0	0	3	0.8
30	FORD, Darius	4-0	09:24	2.4	0-1	.000	0-1	.000	2-2	1.000	0	2	2	0.5	0	0	0	0	0	0	2	0.5
22	LUNDBLADE, Tyler	5-0	18:31	3.7	1-4	.250	0-2	.000	0-0	.000	0	3	3	0.6	3	0	2	0	0	0	2	0.4
33	STUART, Trey	4-0	04:49	1.2	0-2	.000	0-1	.000	0-0	.000	1	1	2	0.5	0	0	0	0	0	0	0	0.0
55	GONSOLIN, Zach	4-0	04:49	1.2	0-1	.000	0-0	.000	0-0	.000	0	1	1	0.3	0	0	0	1	0	0	0	0.0
Team											15	21	36				4					
<b>Total</b>		<b>13</b>	<b>2600</b>		<b>368-813</b>	<b>.453</b>	<b>73-250</b>	<b>.292</b>	<b>206-292</b>	<b>.705</b>	<b>174</b>	<b>343</b>	<b>517</b>	<b>39.8</b>	<b>195</b>	<b>0</b>	<b>220</b>	<b>150</b>	<b>65</b>	<b>117</b>	<b>1015</b>	<b>78.1</b>
<b>Opponents</b>		<b>13</b>	<b>2600</b>		<b>293-754</b>	<b>.389</b>	<b>74-258</b>	<b>.287</b>	<b>136-216</b>	<b>.630</b>	<b>144</b>	<b>305</b>	<b>449</b>	<b>34.5</b>	<b>232</b>	<b>3</b>	<b>153</b>	<b>230</b>	<b>58</b>	<b>88</b>	<b>796</b>	<b>61.2</b>

### Team Statistics

	TCU	OPP
<b>Scoring</b>	<b>1015</b>	<b>796</b>
Points per game	78.1	61.2
Scoring margin	+16.8	-
<b>Field goals-att</b>	<b>368-813</b>	<b>293-754</b>
Field goal pct	.453	.389
<b>3 point fg-att</b>	<b>73-250</b>	<b>74-258</b>
3-point FG pct	.292	.287
3-pt FG made per game	5.6	5.7
<b>Free throws-att</b>	<b>206-292</b>	<b>136-216</b>
Free throw pct	.705	.630
F-Throws made per game	15.8	10.5
<b>Rebounds</b>	<b>517</b>	<b>449</b>
Rebounds per game	39.8	34.5
Rebounding margin	+5.2	-
<b>Assists</b>	<b>220</b>	<b>153</b>
Assists per game	16.9	11.8
<b>Turnovers</b>	<b>150</b>	<b>230</b>
Turnovers per game	11.5	17.7
Turnover margin	+6.2	-
Assist/turnover ratio	1.5	0.7
<b>Steals</b>	<b>117</b>	<b>88</b>
Steals per game	9.0	6.8
<b>Blocks</b>	<b>65</b>	<b>58</b>
Blocks per game	5.0	4.5
<b>Winning streak</b>	<b>10</b>	<b>-</b>
Home win streak	6	-
<b>Attendance</b>	<b>47977</b>	<b>0</b>
Home games-Avg/Game	9-5331	0-0
Neutral site-Avg/Game	-	4-3991

### Team Results

Date	Opponent		Score	Att.
11/07/2022	Ark.-Pine Bluff	W	73-72	5483
11/11/2022	Lamar University	W	77-66	5320
11/14/2022	Northwestern St.	L	63-64	5038
11/17/2022	ULM	W	95-60	4959
11/25/2022	vs California	W	59-48	1700
11/26/2022	vs Iowa	W	79-66	1624
11/30/2022	Providence	W	75-62	5593
12/06/2022	Jackson St.	W	78-51	5097
12/10/2022	vs SMU	W	83-75	5439
12/18/2022	Mississippi Val.	W	88-43	5201
12/21/2022	vs Utah	W	75-71	7202
12/28/2022	Central Ark.	W	103-57	5387
12/31/2022	Texas Tech	W	67-61	5899