



UCLA MEN'S BASKETBALL

UCLA Athletic Communications / J.D. Morgan Center / 325 Westwood Plaza / Los Angeles, CA 90095
Men's Basketball Contact: Alex Timiraos / atimiraos@athletics.ucla.edu / o: (310) 206-0524 / c: (310) 847-9231

UCLA'S SCORING LEADERS

No.	Player	GP	GS	MPG	RPG	APG	PPG
10	Tyger Campbell	4	4	29.3	1.3	4.3	16.3
0	Jaylen Clark	4	4	28.1	7.5	2.8	14.8
24	Jaime Jaquez Jr.	4	4	32.4	6.3	3.3	14.5
34	David Singleton	4	0	28.3	4.5	1.3	13.3

2022-23 SCHEDULE

Exhibition Game

Nov. 2	Concordia (exhibition)	P12N	W	93-63
--------	------------------------	------	---	-------

November

Mon. 7	Sacramento State	P12N	W	76-50
Fri. 11	Long Beach State	P12N	W	93-69
Mon. 14	Norfolk State	P12N	W	86-56
Fri. 18	vs. (19) Illinois ¹	ESPNU	L	70-79
Sun. 20	vs. (5) Baylor ¹	ESPN2		2:30 p.m.
Wed. 23	Pepperdine	P12N		7:30 p.m.
Sun. 27	Bellarmine	P12N		4 p.m.

December

Thu. 1	at Stanford*	ESPN2		7:30 p.m.
Sun. 4	Oregon*	ESPN		2 p.m.
Sat. 10	Denver	P12N		12 p.m.
Wed. 14	at Maryland	FS1		9 p.m. (ET)
Sat. 17	vs. (4) Kentucky ²	CBS		5:30 p.m. (ET)
Wed. 21	UC Davis	P12N		2 p.m.
Fri. 23	at Washington State*	P12N		8 p.m.

January

Sun. 1	at Washington*	P12N		4 p.m.
Thu. 5	USC*	ESPN		6:30 p.m.
Thu. 12	Utah*	P12N		8 p.m.
Sat. 14	Colorado*	FOX		12 or 5 p.m.
Thu. 19	at Arizona State*	FS1		8:30 p.m. (MT)
Sat. 21	at (14) Arizona*	ABC		12 p.m. (MT)
Thu. 26	at USC*	ESPN2		6 p.m.

February

Thu. 2	Washington*	FS1		6 p.m.
Sat. 4	Washington State*	P12N		4 p.m.
Thu. 9	Oregon State*	P12N		6 p.m.
Sat. 11	at Oregon*	ESPN/2		5 or 7 p.m.
Thu. 16	Stanford*	ESPN2		8 p.m.
Sat. 18	California*	P12N		7:30 p.m.
Thu. 23	at Utah*	FS1		9 p.m. (MT)
Sun. 26	at Colorado*	CBS		2 p.m. (MT)

March

Thu. 2	Arizona State*	ESPN/2		6 or 8 p.m.
Sat. 4	(14) Arizona*	ESPN		7 p.m.

Postseason Schedule

Wed.-Sat.	March 8-11	Pac-12 Tournament ³	Las Vegas, Nev.
Tue.-Wed.	March 14-15	NCAA First Four	Dayton, Ohio
Thu.-Sun.	March 16-19	NCAA First, Second Rounds	TBD
Thu.-Sun.	March 23-26	NCAA Regional	TBD
Sat., Mon.	April 1, 3	NCAA Final Four ⁴	Houston, Texas

* Pac-12 Conference games rankings in parenthesis, from the weekly AP poll

- Continental Tire Main Event, T-Mobile Arena (Las Vegas, Nev.)
- CBS Sports Classic, Madison Square Garden (New York, N.Y.)
- Pac-12 Tournament, T-Mobile Arena (Las Vegas, Nev.)
- NCAA Final Four, NRG Stadium (Houston, Texas)

UCLA ON SOCIAL MEDIA

Men's Basketball Twitter:	@UCLAMB
Men's Basketball Instagram:	@UCLAMB
Men's Basketball Facebook:	/UCLAMensBasketball
UCLA Athletics Twitter:	@UCLAathletics
UCLA Athletics Instagram:	@UCLAathletics
UCLA Athletics Facebook:	/UCLAathletics

#GoBruins

No. 8/7 UCLA Bruins (3-1) vs. No. 5/6 Baylor Bears (3-1)

Sunday, Nov. 20 – 2:30 p.m. (PT)
Continental Tire Main Event – Las Vegas, Nevada (T-Mobile Arena)

GAME INFORMATION

Venue (City):	T-Mobile Arena (Las Vegas, Nev.)
Game Time:	2:30 p.m. (PT)
Television:	ESPN2
TV Talent:	John Schriffen (play-by-play), Fran Fraschilla (analyst)
Radio (UCLA Sports Network):	AM 570
Radio Talent:	Josh Lewin (play-by-play), Tracy Murray (analyst)
SIRIUS XM, Sirius XM App Channels:	Channels are TBD



The Bruins have not faced Baylor on the basketball court since Dec. 23, 1975. UCLA leads the all-time series, 3-1.

KEY NOTES ABOUT UCLA

- UCLA and upcoming opponent Baylor have both opened the season 3-1. The Bruins won three non-conference home games to open the season before dropping a 79-70 decision to No. 19-ranked Illinois at T-Mobile Arena on Friday night. UCLA has four players who have averaged at least 10 points per game, through four contests. Tyger Campbell has averaged 16.3 points and 4.3 assists per game, while Jaylen Clark has registered 14.8 points and 3.5 steals per game.
- The Bruins have averaged 81.3 points per game in four contests this month, having shot 47.9 percent from the field (and 42.7 percent from 3-point territory). UCLA will enter this Sunday's game against Baylor having tallied 66 assists and 46 turnovers in four games this season, compiling an assist-turnover ratio of 1.43-to-1. The Bruins' opposition has recorded 48 assists and 72 turnovers (averaging 18.0 turnovers per contest).
- UCLA's program has returned five of the main 11 contributors from last year. UCLA went 27-8 overall last season, advancing to the NCAA Tournament's Sweet 16. Key players back include seniors Tyger Campbell, Jaime Jaquez Jr., Kenneth Nwuba and David Singleton and junior Jaylen Clark. Each of those student-athletes played in at least 20 games in 2021-22. All five competed in the 2021 NCAA Tournament (the "First Four" to the Final Four). UCLA also has returned one pair of redshirt freshmen in Mac Etienne and Will McClendon, who both missed last season with knee injuries (torn ACL).
- The Bruins absorbed their first loss of the season on Friday night, falling to No. 19-ranked Illinois, 79-70. UCLA led the game at halftime, 37-28, and added to their margin early in the second half (leading Illinois, 44-29, with just over 17 minutes to play). Illinois outscored UCLA by a 50-26 margin over the game's final 17-plus minutes to secure a 10-point win in the opening round of the 2022 Continental Tire Main Event at T-Mobile Arena in Las Vegas.

CONTINENTAL TIRE MAIN EVENT

This week's Continental Tire Main Event features four top-25 ranked programs in No. 5 Baylor, No. 8 UCLA, No. 16 Virginia and No. 19 Illinois. Virginia won the first of the two opening-round matchups on Friday, taking down Baylor 86-79. Four Virginia players scored in double figures, led by Armaan Franklin's 26 points (on 7-of-12 shooting). Illinois outlasted UCLA in the nightcap on Friday, outscoring the Bruins by a 51-33 margin in the second half. Terrence Shannon Jr. scored a game-high 29 points for the Fighting Illini, connecting on 8 of 9 shots from 3-point range and totaling 10 rebounds.

FACING OFF AGAINST BAYLOR

In four previous matchups, UCLA has recorded a 3-1 record against Baylor. In the most recent meeting between these two schools (Dec. 23, 1975), Marques Johnson tallied 20 points and 12 rebounds and Richard Washington had 17 points and 11 rebounds as the Bruins won, 96-75, in Pauley Pavilion. That marked the seventh game of the season under head coach Gene Bartow, his first year as the Bruins' head coach after John Wooden had retired. More recently, UCLA (vs. Gonzaga) and Baylor (vs. Houston) played in opposing semifinal contests at the 2021 Final Four in Indianapolis (Lucas Oil Stadium).

MORE ABOUT BAYLOR: Under the direction of 20th-year head coach Scott Drew, Baylor has compiled an overall record of 101-27 over the previous four seasons (2018-19 through 2021-22). Baylor posted a 28-2 overall mark in 2020-21, winning the NCAA Championship in Indianapolis by defeating previously-unbeaten Gonzaga in the title contest, 86-70.

HISTORY & TRADITION

The 2022-23 school year marks the 104th season in which UCLA has fielded a men's basketball team (first season was 1919-20). In addition, this is the 57th season in which the Bruins have called Pauley Pavilion their home. The arena opened at the start of the 1965-66 season, and UCLA spent the next 46 seasons playing home games in Pauley Pavilion. The arena was closed for an 18-month renovation during the 2011-12 school year, re-opening in Nov. 2012. In all, the Bruins have won a nation-leading 11 NCAA Championships and have advanced to the NCAA Final Four 19 times.

CLARK CONTINUES TO IMPRESS

Junior Jaylen Clark has totaled a team-high 30 rebounds (7.5 rpg) and 14 steals through the Bruins' first four games. He tallied seven steals in the team's season-opening win against Sacramento State, marking the most single-game steals total for any UCLA player since Jordan Adams had eight in a win against Sacramento State during his sophomore season (game played in Pauley Pavilion on Nov. 18, 2013). UCLA's single-game record of 11 steals was set by Tyus Edney in a home win over George Mason on Dec. 22, 1994 (the same season in which UCLA won the 1995 NCAA Championship).

CLARK'S IMPROVEMENT: Clark averaged 6.7 points and 3.8 rebounds in 29 games last year. He shot 50.6 percent from the field and was 7-for-27 from 3-point range (25.9%). Through UCLA's first four games this season, he has averaged 14.8 points, 7.5 rebounds and 3.5 steals per game. He has shot 60.5 percent overall from the field (23-for-38).

RARE ACCOMPLISHMENT: Clark and Earl Watson are the only UCLA players to have recorded at least seven steals and eight rebounds in one game. Clark had seven steals and eight rebounds (and 17 points) on Nov. 7 against Sacramento State. Watson had seven steals, eight rebounds and six points against Northern Arizona on Dec. 18, 1997.

MEDIA INFORMATION

UCLA Athletic Communications
J.D. Morgan Center, Suite 128
325 Westwood Plaza, Los Angeles, CA 90095

Men's Basketball Contact	Alex Timiraos
Office Phone	(310) 206-0524
Cell Phone	(310) 847-9231
E-mail	atimiraos@athletics.ucla.edu
Website	www.uclabruins.com

Media Availability

UCLA's media availability and all interview requests are coordinated through the university's Athletic Communications Office. Coach Cronin and selected student-athletes are available during the men's basketball season on designated dates. For details about UCLA's media availability and all interview requests, please contact Alex Timiraos (UCLA Athletics) by email (atimiraos@athletics.ucla.edu).

Credentials

Admission to the press seating area in Pauley Pavilion presented by Wescom is through credential only. All credential requests should be made through the Athletic Communications Office at least two days in advance. Media inquiries should be sent via email to Alex Timiraos (atimiraos@athletics.ucla.edu).

QUICK FACTS

School Information

Founded	1919
Enrollment	46,000
Nickname	Bruins
Colors	Blue and Gold
Home Arena (capacity)	Pauley Pavilion (13,800)
Affiliation	NCAA Division I
Conference	Pac-12
Chancellor	Gene Block
Director of Athletics	Martin Jarmond
Athletic Dept. Phone	(310) 825-8699
Ticket Office Phone	(310) 825-2101

Men's Basketball History

First Season	1919-20
All-Time Record	1963-887 (.689)
NCAA Tournament Appearances	51
NCAA Final Four Appearances	19
NCAA Championships	11
Regular-Season Conference Titles	31

Team Information

2021-22 Record	27-8
2021-22 Pac-12 Record (finish)	15-5 (2nd)
2021-22 Home/Road/Neutral	14-1/8-4/4-3
Lettermen Returning/Lost	6/6
Starters Returning/Lost	2/3
Newcomers	6
Returning Redshirts	2
Head Coach	Mick Cronin (4th year at UCLA)
Coach Cronin at UCLA	71-31 (4th season)
Coach Cronin's Career Record	436-202 (20th season)
Associate Head Coach	Darren Savino (4th season)
Assistant Coach	Rod Palmer (4th season)
Assistant Coach	Ivo Simovic (1st season)

2022-23 UCLA NUMERICAL ROSTER

No.	Name	Yr.	Pos.	Ht.	Wt.	Hometown (Previous School)
0	Jaylen Clark	Jr.	G	6-5	205	Riverside, Calif. (Etiwanda HS)
1	Abramo Canka	Fr.	G/F	6-6	200	Genoa, Italy (Istituto Paritario "G. Papi")
2	Dylan Andrews	Fr.	G	6-2	170	Gardena, Calif. (Compass Prep [Arizona])
3	Adem Bona	Fr.	F	6-10	235	Ebonyi, Nigeria (Prolific Prep [California])
4	Will McClendon	RS Fr.	G	6-3	210	Las Vegas, Nev. (Bishop Gorman HS)
5	Amari Bailey	Fr.	G	6-5	185	Chicago, Ill. (Sierra Canyon School [California])
10	Tyger Campbell	RS Sr.	G	5-11	180	Cedar Rapids, Iowa (La Lumiere School [Indiana])
12	Mac Etienne	RS Fr. *	F	6-10	235	New York, N.Y. (Suffield Academy [Connecticut])
14	Kenneth Nwuba	RS Sr.	F/C	6-10	255	Lagos, Nigeria (Huntington Prep [West Virginia])
20	Logan Cremonesi	RS So.	F	6-8	220	Oceanside, Calif. (Mater Dei HS)
21	Evan Manjikian	Fr.	F	6-8	230	Glendale, Calif. (Sierra Canyon School)
22	Jack Seidler	Fr.	G	6-4	190	Marlboro, N.J. (Marlboro HS)
24	Jaime Jaquez Jr.	Sr.	G/F	6-7	225	Camarillo, Calif. (Camarillo HS)
34	David Singleton	5th Sr. ^	G	6-4	210	Los Angeles, Calif. (Bishop Montgomery HS)
43	Russell Stong	5th Sr. ^	G	6-3	200	Northridge, Calif. (Crespi HS)

2022-23 UCLA ALPHABETICAL ROSTER

No.	Name	Yr.	Pos.	Ht.	Wt.	Hometown (Previous School)
2	Dylan Andrews	Fr.	G	6-2	170	Gardena, Calif. (Compass Prep [Arizona])
5	Amari Bailey	Fr.	G	6-5	185	Chicago, Ill. (Sierra Canyon School [California])
3	Adem Bona	Fr.	F	6-10	235	Ebonyi, Nigeria (Prolific Prep [California])
10	Tyger Campbell	RS Sr.	G	5-11	180	Cedar Rapids, Iowa (La Lumiere School [Indiana])
1	Abramo Canka	Fr.	G/F	6-6	200	Genoa, Italy (Istituto Paritario "G. Papi")
0	Jaylen Clark	Jr.	G	6-5	205	Riverside, Calif. (Etiwanda HS)
20	Logan Cremonesi	RS So.	F	6-8	220	Oceanside, Calif. (Mater Dei HS)
12	Mac Etienne	RS Fr. *	F	6-10	235	New York, N.Y. (Suffield Academy [Connecticut])
24	Jaime Jaquez Jr.	Sr.	G/F	6-7	225	Camarillo, Calif. (Camarillo HS)
21	Evan Manjikian	Fr.	F	6-8	230	Glendale, Calif. (Sierra Canyon School)
4	Will McClendon	RS Fr.	G	6-3	210	Las Vegas, Nev. (Bishop Gorman HS)
14	Kenneth Nwuba	RS Sr.	F/C	6-10	255	Lagos, Nigeria (Huntington Prep [West Virginia])
22	Jack Seidler	Fr.	G	6-4	190	Marlboro, N.J. (Marlboro HS)
34	David Singleton	5th Sr. ^	G	6-4	210	Los Angeles, Calif. (Bishop Montgomery HS)
43	Russell Stong	5th Sr. ^	G	6-3	200	Northridge, Calif. (Crespi HS)

* Etienne has four years of eligibility remaining (due to the pandemic-altered 2020-21 season)

^ Singleton and Stong are taking advantage of a fifth year of eligibility (due to the pandemic-altered 2020-21 season)

COACHING STAFF

Mick Cronin	Head Coach (4th season)	Cincinnati '97
Darren Savino	Associate Head Coach (4th season)	Jersey City College '16
Rod Palmer	Assistant Coach (4th season)	UC Irvine '90
Ivo Simovic	Assistant Coach (1st season)	Union University (Belgrade) '13

SUPPORT STAFF

Doug Erickson	Director of Administration	San Jose State '90
T.J. Wolf	Director of Player Personnel	Murray State '07
Nate Georgetown	Director of Student-Athlete Development	Cincinnati '19
Nate Girma	Athletic Performance Coach	Seattle Pacific '12
Tyler Leshner	Athletic Trainer	New Mexico State '14
Charlie Ibarra	Staff Associate	Gonzaga '18

PRONUNCIATION GUIDE

Amari Bailey (uh-MAR-ee BAY-lee)
Adem Bona (uh-DEM BO-nuh)
Abramo Canka (uh-BRAH-moh ZAHN-kuh)
Cremonesi (creh-mo-NEH-see)
Cronin (CRO-nen)
Etienne (eh-tee-EN)
Girma (GERR-muh)
Jaime Jaquez Jr. (HY-may HA-kez)
Leshner (LEH-shur)
Manjikian (man-JEE-kee-in)
Nwuba (NEW-buh)
Savino (suh-VEE-no)
Ivo Simovic (EE-voh SIM-oh-vitch)

AP POLL
(Week 2 – Nov. 14, 2022)

RK	TEAM	RECORD	PTS
1	North Carolina (44)	2-0	1543
2	Gonzaga (14)	2-0	1497
3	Houston (2)	2-0	1439
4	Kentucky (3)	2-0	1394
5	Baylor	2-0	1253
6	Kansas	2-0	1218
7	Duke	2-0	1216
8	UCLA	2-0	1138
9	Arkansas	2-0	1059
10	Creighton	2-0	1036
11	Texas	2-0	932
12	Indiana	2-0	867
13	Auburn	2-0	724
14	Arizona	2-0	694
15	TCU	2-0	630
16	Virginia	2-0	590
17	San Diego State	2-0	524
18	Alabama	2-0	436
19	Illinois	2-0	316
20	Michigan	2-0	308
21	Dayton	2-0	280
22	Tennessee	1-1	264
23	Texas Tech	2-0	190
24	Texas A&M	2-0	131
25	UCConn	2-0	124

Also receiving votes: Michigan State (119), Purdue (104), Villanova (96), Miami (61), Saint Louis (47), Xavier (44), Oregon (36), Iowa (36), Ohio State (36), Memphis (20), Virginia Tech (13), Colorado (11), Arizona State (9), Toledo (8), Rutgers (8), Saint Mary's (7), Florida (5), Grambling (4), UC Irvine (4), Seton Hall (3), Penn State (1).

USA TODAY SPORTS, COACHES POLL
(Week 2 – Nov. 14, 2022)

RK	TEAM	RECORD	PTS
1	North Carolina (22)	2-0	775
2	Gonzaga (7)	2-0	747
3	Houston (2)	2-0	723
4	Kentucky (1)	2-0	707
5	Kansas	2-0	662
6	Baylor	2-0	643
7	UCLA	2-0	575
8	Duke	2-0	567
9	Creighton	2-0	534
10	Arkansas	2-0	492
11	Texas	2-0	483
12	Arizona	2-0	379
13	Indiana	2-0	376
14	Virginia	2-0	323
15	Auburn	2-0	304
16	Alabama	2-0	265
17	Tennessee	1-1	249
18	TCU	2-0	231
19	San Diego State	2-0	222
20	Illinois	2-0	167
21	Michigan	2-0	155
22	Texas Tech	2-0	149
23	Dayton	2-0	139
24	Purdue	2-0	93
25	Michigan State	1-1	62

Also receiving votes: Ohio State (60), Iowa (52), UConn (46), Villanova (44), Oregon (43), Texas A&M (25), Virginia Tech (20), Wisconsin (19), Miami (18), Saint Mary's (14), Xavier (10), Toledo (10), Saint Louis (10), Rutgers (4), Drake (2), Florida (1).

1,000 POINT CLUB

Tyger Campbell became the 60th UCLA player to have scored at least 1,000 career points (in a Bruins' uniform) in the first half of UCLA's win over Long Beach State on Friday, Nov. 11. He currently ranks No. 56 (tie) on the school's all-time scoring list (1,025 points). Campbell entered the contest against Long Beach State having scored 996 career points. He crossed the 1,000 point threshold on a 3-point basket in the first six minutes of the first half. Campbell and Jaquez Jr. (1,181 career points) are the only current UCLA players to have reached that 1,000-career-point milestone. Looking at UCLA's veteran student-athletes, David Singleton ranks third (among current players) with 638 career points through 130 career games.

WELCOME TO WESTWOOD

UCLA has added six freshmen to the roster this season – guards Dylan Andrews, Amari Bailey, Abramo Canka and Jack Seidler and forwards Adem Bona and Evan Manjikian. Bailey (6-foot-5 guard) and Bona (6-foot-10 forward) were both honored as McDonald's All-America selections in the spring of 2022. Bailey was recently listed as a preseason honorable mention All-Pac-12 Conference selection (along with junior Jaylen Clark). Andrews (6-foot-2 guard) spent his first three years of high school at nearby Windward School (Los Angeles) before excelling as a senior at Compass Prep in Arizona. Bona averaged 15.5 points and 10.5 rebounds per game last season as a senior at Prolific Prep (Napa, Calif.).

BRUINS' YOUTH: Including redshirt freshmen Mac Etienne (6-foot-10, forward) and Will McClendon (6-foot-3, guard), the Bruins have eight total freshmen on this season's roster (six true freshmen, two redshirt freshmen).

JAYLEN THE SPARK PLUG

Junior Jaylen Clark has been a go-to contributor for UCLA, early in the basketball season. He has averaged 14.8 points and a team-leading 7.5 rebounds in four games. He has also averaged 3.5 steals and 2.8 assists per contest. This isn't the first time in which Clark has filled up the stat sheet, both on offense and defense. He had a five-game stretch as a sophomore in Feb. 2022, averaging 14.8 points, 6.4 rebounds, 1.6 assists and 2.4 steals (the Bruins went 4-1 in those five contests).

Several of Jaylen Clark's most productive performances:

Date	Opponent	FG-FGA	Points	Rebounds	Assists	Steals	Minutes
11-15-2021	Long Beach State	4-of-8	10	6	3	0	23:51
02-17-2021	Washington State*	7-of-11	18	11	5	4	34:05
02-19-2021	Washington*	12-of-16	25	5	1	1	30:41
02-21-2021	Arizona State*	7-of-16	16	9	1	3	36:19
11-07-2022	Sacramento State*	7-of-7	17	8	4	7	28:29
11-11-2022	Long Beach State*	6-of-12	16	7	5	4	26:52
11-14-2022	Norfolk State*	7-of-11	19	9	0	2	24:46

*asterisk indicates Jaylen Clark earned the start.
UCLA won each of the contests listed above.

POSTSEASON SUCCESS

UCLA has compiled a 7-2 NCAA Tournament record over the past two seasons. The Bruins went 5-1 in the 2021 NCAA Tournament, advancing from the First Four to the Final Four. There was no NCAA Tournament in March of 2020 (COVID-19 pandemic). UCLA stands as one of six teams in the nation to have advanced to the Sweet 16, or farther, in 2021 and 2022 (other five schools are Arkansas, Gonzaga, Houston, Michigan and Villanova). No school advanced to the Final Four in both 2021 and 2022. Only Arkansas and Houston moved on to the Elite Eight in 2021 and 2022. Gonzaga, Houston and Michigan are the only programs to have advanced to the Sweet 16 (or farther) in 2019, 2021 and 2022.

THREE-POINT STREAK

UCLA has made at least one 3-pointer played in its last 757 games. That 3-point streak began after the Bruins went 0-for-14 from 3-point territory in a 78-63 loss at No. 2-ranked Stanford on Feb. 3, 2000 (Maples Pavilion). UCLA has made at least three 3-pointers in 301 of 309 games since the start of the 2013-14 season. The Bruins made a school single-game-record 19 three-pointers, on 31 attempts, in a 104-89 win at Colorado on Jan. 12, 2017. UCLA's previous 3-point record was set earlier that season, as the Bruins made 18 of 30 attempts in the regular-season opener against Pacific (Nov. 11, 2016). UCLA has made 17 or more 3-point field goals in four games (19 once, 18 once and 17 twice).

UCLA'S DAVID SINGLETON: Fifth-year senior David Singleton ranks No. 2 on UCLA's all-time list for 3-point shooting percentage and No. 5 on the Pac-12 Conference's career list in the same category. Singleton has shot 44.8 percent from beyond the 3-point arc, sinking 159 of 355 career 3-point attempts. He has made 13 of 22 attempts this season.

COLLEGE BASKETBALL'S POSITIONAL AWARDS

UCLA has four student-athletes who have been named to the position-by-position award watch lists, as announced in October by the Naismith Memorial Basketball Hall of Fame. Senior Tyger Campbell is among 20 candidates for the Bob Cousy Award (point guard of the year), as Campbell was one of five finalists last season. Freshman Amari Bailey has been named to the 20-person watch list for the Jerry West Award (shooting guard of the year). Senior Jaime Jaquez Jr. has been listed to the 20-person watch list for this year's Julius Erving Award (small forward of the year). Jaquez Jr. was one of five finalists for that award last season. Freshman Adem Bona is among 20 candidates for the Kareem Abdul-Jabbar Award (center of the year). Those lists will be reduced to five finalists in February 2023.

WOODEN AWARD, PRESEASON LIST

Seniors Tyger Campbell and Jaime Jaquez Jr. have been named to the 50-person watch list for this season's John R. Wooden Award, which annually honors the nation's top men's and women's college basketball players. The UCLA men's basketball program has seen past standout players Marques Johnson (1977) and Ed O'Bannon (1995) win the Wooden Award. In fact, Marques Johnson won the Wooden Award in 1977, in the award's first-ever season.

TYGER CAMPBELL: Last season, Campbell secured first-team All-Pac-12 acclaim for the second consecutive year. He became the first UCLA player to earn first-team all-conference honors in back-to-back years since Arron Afflalo (2006 and 2007). He ranked No. 6 in the nation in assist-turnover ratio (3.3) and No. 3 in the Pac-12 in assists per game (4.2)

JAIME JAQUEZ JR.: Jaquez Jr. was inserted into UCLA's starting lineup during the Maui Invitational (freshman, Nov. 2019) and has been a mainstay in the lineup since that week. He has played in 101 career games at UCLA, having averaged 30.8 minutes per contest. He has totaled 563 rebounds, 126 steals, 188 assists and 47 blocks in his career.

UCLA MEN'S BASKETBALL ON THE AIR

For the 15th straight season, UCLA men's basketball games are being produced by the UCLA Sports Network from Learfield, with AM 570 Fox Sports LA in Los Angeles serving as the flagship station for the network.

The 2022-23 campaign marks the 26th year of UCLA's partnership with AM 570 Fox Sports LA owner iHeartMedia (formerly Clear Channel Communications). All men's basketball games are broadcast on KLAC (AM 570) or one of its sister iHeartMedia stations. UCLA and Learfield (formerly Learfield IMG College) will simulcast a significant number of men's basketball games on 97.3 THE FAN in San Diego. The primary sister station in the greater Los Angeles area is AM 1150 (KEIB).

Each of UCLA's games this season are being televised live on a variety of networks. Last season, every one of the Bruins' games was televised or streamed live on a television or nationally-syndicated online platform (such as ESPN+).

Josh Lewin enters his seventh season as the play-by-play voice for the UCLA men's basketball and football teams. Lewin has served as the Bruins' basketball voice since the start of the 2016-17 season. During that span, the Bruins have played in four NCAA Tournaments, with runs to the "Sweet 16" in 2017, 2021 and 2022. Lewin and broadcast partner Tracy Murray called the Bruins' memorable run from the First Four to the Final Four in 2021. Lewin has extensive past experience as a baseball broadcaster. He spent seven seasons as a play-by-play voice for the New York Mets. In addition, he served as the voice for the NFL's San Diego Chargers for 12 seasons (2005-17), before the team relocated to Los Angeles. Lewin has over two decades of experience calling NFL, MLB, NHL and NCAA football and basketball contests.

Murray begins his 14th season as a radio analyst. He played at UCLA from 1990-92, was a first-round NBA Draft selection in 1992 and enjoyed a 12-year NBA career. Murray returned to his alma mater as a radio broadcaster in 2008, calling games as an analyst until 2015 before serving as a shooting coach with the Los Angeles Lakers during the 2015-16 season. He returned to the broadcast position in the fall of 2016 and has worked with Lewin the past six years. Murray ranks 10th on the Bruins' all-time scoring list with 1,792 career points in 98 games.

Fans around the nation can also follow UCLA games on SIRIUS and XM Satellite Radio, as well as the Varsity Network (available as an app, built and powered by Learfield). UCLA's radio broadcasts can also be heard online by visiting ucla.leanplayer.com.



Josh Lewin (left) and Tracy Murray

NOTES AND TRENDS

- The Bruins went 14-1 at home last season, winning their final eight games in Pauley Pavilion. UCLA will enter next week's midweek matchup against Pepperdine (Nov. 23), having won their last 11 home regular-season contests. Last season, UCLA's only loss at home was an 84-81 overtime setback against Oregon (Thursday, Jan. 13). Since taking over as UCLA's head coach (fall of 2019), Mick Cronin has led the Bruins to a 41-6 record in all games played in Pauley Pavilion.
- Over the past two basketball seasons, UCLA has gone 28-11 in Pac-1 play (13-6 record in 2020-21 and 15-5 in 2021-22). The Bruins have won 24 of their last 26 home games in Pac-12 action (the Bruins lost to USC in March of 2021 and to Oregon in overtime last season on Jan. 13, 2022). The Bruins won their final seven home Pac-12 games in 2019-20, during Coach Cronin's first season as UCLA's head coach.

LIMITING THE TURNOVERS

Last season, UCLA concluded the year ranked No. 2 in the nation in fewest turnovers per game (8.9). Wisconsin ranked No. 1 in that category (8.7 turnovers per game). UCLA committed one turnover in the 75-68 win over USC (March 5, 2022), the fewest turnovers by a Pac-12 team in one game (on record). UCLA has recorded assist and turnover stats since the start of the 1973-74 season. Prior to that win over USC, the Bruins had committed three turnovers in an NCAA Tournament win over Cincinnati on March 19, 2017. Since 1973-74, UCLA has committed three turnovers or fewer in five games.

DEFENSIVE IMPROVEMENT

Last season, UCLA led all Pac-12 programs in fewest points allowed per game (64.5 ppg). That marked the fewest points allowed by any UCLA team since 2011-12 (when the Bruins allowed 62.5 ppg). UCLA concluded the 2021-22 season with an adjusted defensive efficiency (ranked by KenPom) of No. 16 in the nation (91.7 points per 100 possessions). In 2018-19, the Bruins ranked No. 137 in that category; then No. 112 in 2019-20; then No. 46 in 2020-21. UCLA has not ranked as low as No. 16 in the KenPom adjusted defensive efficiency metric since the 2007-08 season (ranked No. 5).

UNDER 65: UCLA's program has limited the opposition to 65.0 points per game or fewer in seven seasons since the late Coach John Wooden retired at the conclusion of the 1974-75 season (over the past 47 seasons, including 2021-22).

20 AND 30-POINT CLUBS

Jaime Jaquez Jr. scored a career-high 30 points in UCLA's win at Washington last season (Feb. 28, 2022). Jaquez Jr. is the only player on UCLA's current roster to have scored at least 30 points in a college game. Aaron Holiday (now with the Atlanta Hawks) is the most recent UCLA player to have registered 30 points or more in multiple games in one season (2017-18, four games of 30+ points). Jaquez Jr., Tyger Campbell, Jaylen Clark and David Singleton, have all scored at least 20 points in a college game. Campbell reached the 20-point mark one as a freshman (2019-20), twice as a sophomore (2021-22) and three times last season. Clark and Singleton each scored at least 20 points in a game last season.

UCLA'S TRIPLE-DOUBLE NOTES

The Bruins have four triple-doubles in their record book, including three since the assist became an official NCAA stat prior to the 1983-84 season. Most recently, Kyle Anderson had a triple-double as a sophomore in Nov. 2013.

PLAYER	DATE	OPPONENT	RESULT	PTS	RBS	AST	BLK
Kyle Anderson	11/22/2013	Morehead State	W, 81-70	13	12	11	3
Toby Bailey	12/18/1995	Stephen F. Austin	W, 109-88	23	10	10	1
Jelani McCoy	12/09/1995	Maryland	W, 73-63	15	10	0	11
Bill Walton	12/08/1973	SMU	W, 77-60	25	16	11	-

- As a freshman in 2018-19, Moses Brown finished with 23 points, 14 rebounds and eight blocks in UCLA's 95-58 victory against Saint Francis U (Nov. 16, 2018). He became UCLA's first player since Jerome Moiso (Jan. 22, 2000, versus Arizona State) to have recorded at least 20 points and five blocks in a game. The Bruins have not had any player with a triple-double of the point-rebound-block variety since Jelani McCoy on Dec. 9, 1995 (stats located above).
- In 2020-21, Chris Smith had 26 points, 12 rebounds and six assists in a triple-overtime victory over Pepperdine (Nov. 27, 2020). In 2017-18, Aaron Holiday came close to notching a triple-double with 23 points, nine assists and six rebounds in an 82-79 victory at home against USC (Feb. 3, 2018). Holiday also approached triple-double territory in a win at home against Stanford (March 8, 2018). Holiday totaled a career-high-tying 34 points, eight assists and seven rebounds.

BRUINS IN THE CLASSROOM

Student-Athlete	Year	Hometown	Major
Dylan Andrews	FR	Gardena, Calif.	undeclared
Amari Bailey	FR	Chicago, Ill.	undeclared
Adem Bona	FR	Ebonyi, Nigeria	undeclared
Tyger Campbell	Rs. SR	Cedar Rapids, Iowa	history
Abramo Canka	FR	Genoa, Italy	undeclared
Jaylen Clark	JR	Riverside, Calif.	sociology
Logan Cremonesi	Rs. SO	Oceanside, Calif.	undeclared
Mac Etienne	Rs. FR	New York, N.Y.	undeclared
Jaime Jaquez Jr.	SR	Camarillo, Calif.	history
Evan Manjikian	FR	Glendale, Calif.	undeclared
Will McClendon	Rs. FR	Las Vegas, Nev.	undeclared
Kenneth Nwuba	Rs. SR	Lagos, Nigeria	African-American studies
Jack Seidler	FR	Marlboro, N.J.	undeclared
David Singleton	5th Yr. SR	Los Angeles, Calif.	sociology
Russell Stong *	5th Yr. SR	Northridge, Calif.	mechanical engineering / business economics

* Russell Stong declared a double major, he's currently finishing requirements toward his business economics degree

UCLA'S UPCOMING GAMES

Sunday, Nov. 20 – vs. Baylor
Game time: 2:30 p.m. (PT)
Venue: T-Mobile Arena (Las Vegas)

The Bruins will face Baylor on Sunday afternoon in the consolation game of this season's Continental Tire Main Event. UCLA has compiled an all-time record of 3-1 against Baylor, with the most recent meeting having occurred on Dec. 23, 1975, in Pauley Pavilion (the Bruins won that matchup against Baylor, 96-75). Sunday's contest will mark the first time UCLA has played in a matchup of two top-10-ranked teams since Feb. 3, 2022 (No. 7 UCLA at No. 3 Arizona). Arizona won that matchup, 76-66.

Wednesday, Nov. 23 – vs. Pepperdine
Game time: 7:30 p.m. (PT)
Venue: Pauley Pavilion presented by Wescom

UCLA has compiled an all-time record of 20-4 against Pepperdine and has won the past six matchups. Most recently, the Bruins and Waves battled into triple overtime (at San Diego State) in both teams' second contest of the 2020-21 season (Nov. 27, 2020). With the game tied, 89-89, after two overtime sessions, the Bruins outscored Pepperdine by a 18-9 margin in the final five minutes to secure the 107-98 victory. UCLA and Pepperdine first faced each other during the 1943-44 basketball season.

Sunday, Nov. 27 – vs. Bellarmine
Game time: 4 p.m. (PT)
Venue: Pauley Pavilion presented by Wescom

The Bruins will take on No. 19-ranked Illinois in their first matchup of the Continental Tire Main Event, to be played at T-Mobile Arena (Las Vegas) on Nov. 18 and Nov. 20. UCLA has gone 6-3 in the all-time series against Illinois. These two schools have not faced each other since a home-and-home series during the 1996-97 and 1997-98 basketball seasons. Most recently, UCLA defeated Illinois in Pauley Pavilion, 74-69, on Dec. 30, 1997.

Looking at Free Throw Attempts

Free Throw Shooting (Team)

Shooting 100 Percent: As a team, the Bruins shot 100 percent from the free throw line twice last season. UCLA shot 11-for-11 in a semifinal victory against USC at the Pac-12 Tournament on March 11. The Bruins were 5-for-5 in a 79-70 win at Stanford on Feb. 8. Previously, the Bruins had not missed a free throw since Feb. 18, 2017, when UCLA defeated USC (102-70) and was 8-for-8 at the free throw line in Pauley Pavilion.

Fewest free throws: For UCLA, the fewest free throw attempts in one game (since the early 1970s) has been four. Most recently, UCLA was 3-for-4 at the free throw stripe in a win at Utah on Feb. 25, 2021. In this season's first game, UCLA shot 2-for-5 at the line in a 76-50 win against Sacramento State in Pauley Pavilion (Nov. 7, 2022).

The fewest made free throws (for UCLA) has been one, since the early 1970s, and this has taken place in two games. Last season, UCLA shot 1-for-6 (FTs) in a victory over Bellarmine on Nov. 22, 2021. UCLA was 1-for-4 (FTs) in a loss to Kentucky in Chicago on Dec. 20, 2014, playing at the annual CBS Sports Classic.

No free throws: For the opposition, there have been two games since the early 1970s in which UCLA's opponent hasn't attempted a free throw. Most recently, Utah didn't get to the line in UCLA's 76-61 win at the Jon M. Huntsman Center on Feb. 25, 2021. In addition, Delaware State did not shoot a free throw in UCLA's victory on Nov. 19, 2005, in Pauley Pavilion.

Free Throw Shooting (UCLA Player)

Shooting 100 Percent: With a minimum of five made free throws, Tyger Campbell (8-for-8) is the most recent UCLA player to have shot 100 percent at the free throw line (vs. Saint Mary's last season on March 19). Jules Bernard went 7-for-7 at the line in two games last year (versus USC on Friday, March 11 and versus Arizona State on Monday, Feb. 21). Bernard shot 6-for-6 against Oregon (Jan. 11) and at Washington (Feb. 28). Johnny Juzang (6-for-6) accomplished that feat earlier last season against Villanova (Nov. 12, 2021).

UCLA, Perfect with Free Throws

minimum of 10 or more free attempts going back through the 1997-98 basketball season

Player	FTs	Date
Jordan Adams	10/10	11-28-2013 vs. Nevada (Orleans Arena, in Las Vegas)

UCLA'S LAST MATCHUP VERSUS PEPPERDINE

No. 22-ranked UCLA outlasted Pepperdine on a Friday afternoon (Nov. 27, 2020) in a triple overtime marathon, when these two teams last met. UCLA defeated Pepperdine, 107-98, neutral site contest at San Diego State's Viejas Arena. This was UCLA's second game of the season.

The game marked UCLA's first triple overtime contest in over 35 years, with the last occurrence coming against crosstown rival USC on Feb. 28, 1985 at Pauley Pavilion. That game in 1985 went through four overtime sessions.

All five UCLA starters reached double-digit scoring in the triple overtime win, with three reaching the 20-point plateau. Senior guard Chris Smith led the Bruins with 26 points, followed by redshirt sophomore guard Tyger Campbell's 22 points and junior guard Jules Bernard's career-high 21. Smith notched a team-high 12 rebounds to record his first double-double of the year.

"They're hard to defend, but our first three halves of basketball this year, our defense wasn't up to par and that's on me," UCLA head coach Mick Cronin told reporters after the game. "But we did what we had to do adjustment-wise at halftime – and the guys stepped up their effort and energy and our second-half defense – we held them to 30 percent, 20 percent from three. That's why we were up 70-64. We just didn't finish the game. We're playing small. We couldn't get a rebound and they hit two threes off second shots."

Sophomore Jaime Jaquez Jr. played all 55 minutes of Friday's contest, registering a 16-point, 11-rebound double-double. He became the first Bruin to play at least 45 minutes in a game since Aaron Holiday did so against Stanford on March 9, 2018.

UCLA 107, Pepperdine 98 – Nov. 27, 2020

Viejas Arena – San Diego, Calif.

Pepperdine 98

NAME	FG	3FG	FT	R	PF	TP	A	MIN
Kessler Edwards	6-13	2-7	3-4	5	5	17	2	33
Kene Chukwuka	2-4	0-2	6-6	5	5	10	2	27
Victor Ohia Obioha	2-2	0-0	0-0	0	4	4	0	14
Colbey Ross	10-25	3-11	10-12	6	2	33	3	55
Jade' Smith	4-12	2-7	2-2	4	5	12	3	43
Sedrick Altman	1-4	0-3	0-0	5	1	2	6	31
Jan Zidek	3-7	1-5	7-7	5	3	14	1	33
Darryl Polk Jr.	2-7	1-5	1-2	6	2	6	2	35
Majok Deng	0-1	0-1	0-0	2	2	0	0	5
TOTALS	30-75	9-41	29-33	43	29	98	19	275

UCLA 107

NAME	FG	3FG	FT	R	PF	TP	A	MIN
Cody Riley	5-7	0-0	3-5	3	5	13	4	29
Jules Bernard	7-14	1-4	6-8	6	5	21	0	34
Jaime Jaquez Jr.	5-13	1-7	5-11	11	4	16	5	55
Chris Smith	8-17	2-4	8-9	12	4	26	6	51
Tyger Campbell	8-19	3-9	3-4	6	4	22	7	52
David Singleton	3-9	3-9	0-0	7	3	9	0	43
Jake Kyman	0-2	0-1	0-0	1	0	0	0	11
Jaylen Clark	0-0	0-0	0-0	0	0	0	0	0+
TOTALS	36-82	10-34	25-37	54	25	107	22	275

Halftime Score – Pepperdine 39, UCLA 32. Team Rebounds – UCLA 8, Pepperdine 5. Turnovers – Pepperdine 15, UCLA 12. Technicals – None. Attendance: 0 (no fans). Officials – Verne Harris, Larry Spaulding, Tommy Nunez.

PRESEASON PROJECTIONS

UCLA was selected first in the 2022-23 preseason Pac-12 media poll (announced at Pac-12 media day). The Bruins received 26 of 33 first-place votes. Arizona and Oregon tallied three first-place votes and Stanford received one first-place vote.

Members of the media have correctly picked the regular-season winner 17 times in the past 33 tries, including five times during the Pac-12 era (since 2011-12). The winner has been accurately chosen in 21 of the 38 all-time preseason votes. UCLA was selected first in last season's Pac-12 preseason media poll and finished in second place. The Bruins last won the Pac-12 regular-season title in 2012-13. The Bruins finished second in the league in 2013-14 and 2021-22 and third in 2016-17. UCLA most recently won the Pac-12 Tournament title in 2014, at the MGM Grand Garden Arena in Las Vegas.

Team	Points
1. UCLA (26)	386
2. Arizona (3)	352
3. Oregon (3)	336
4. USC	300
5. Stanford	239
6. Colorado	207
7. Arizona State	193
8. Washington State	185
9. Washington	158
10. Utah	102
11. California	69
12. Oregon State	47

Jordan Adams vs. UC Irvine (in Pauley Pavilion)	16/16	11-13-2012
Malcolm Lee at California	10/10	2-20-2011
Darren Collison at Oregon State	13/13	1-26-2008
Aron Afflalo vs. Pittsburgh (San Jose, Calif., Sweet 16)	10/10	3-22-2007
Aron Afflalo at Arizona State	12/12	1-7-2006
Jason Kapono vs. Ball State (at the Maui Invitational)	10/10	11-20-2001
Jason Kapono vs. Georgia Tech (Wooden Classic, in Anaheim)	12/12	12-2-2000

Opponents, Perfect with Free Throws

minimum of 10 or more free attempts going back through the 1997-98 basketball season

Player	FTs	Date
Ethan Thompson Oregon State (at the Pac-12 Tournament)	11/11	3-11-2021
Desure Buie Hofstra (in Pauley Pavilion)	13/13	11-21-2019
Zeke Nnaji Arizona (in Tucson, Ariz.)	10/10	2-8-2020
Shane Gatling Colorado (in Boulder, Colo.)	10/10	3-7-2019

Joseph Young Oregon (in Eugene, Ore.)	10/10	1-30-2014
Jabari Brown Missouri (in Columbia, Mo.)	10/10	12-7-2013
Klay Thompson Washington State (in Pauley Pavilion)	12/12	12-29-2010
Tyler Rochestie Washington State (in Pauley Pavilion)	10/10	2-21-2009
Justin Dentmon Washington (in Seattle, Wash.)	10/10	1-24-2009
Cedric Essola Florida International (in Pauley Pavilion)	10/10	11-29-2008
Ryan Mendez Stanford (in Pauley Pavilion)	10/10	3-3-2001
Justin Wessel Arizona (in Tucson, Ariz.)	10/10	2-19-2000

BRUINS IN THE NBA (NOVEMBER 2022)

Player	NBA Team	NBA Season	Years in NBA	Years at UCLA
Kyle Anderson	Minnesota Timberwolves	9th season	2015-2022	2013-2014
Lonzo Ball	Chicago Bulls	6th season	2018-2022	2017
Moses Brown	Los Angeles Clippers	4th season	2019-2022	2019
Aaron Holiday	Atlanta Hawks	5th season	2019-2022	2016-2018
Jrue Holiday	Milwaukee Bucks	14th season	2010-2022	2009
Johnny Juzang	Utah Jazz	Rookie	Rookie	2021-2022
Zach LaVine	Chicago Bulls	9th season	2015-2022	2014
Kevon Looney	Golden State Warriors	8th season	2016-2022	2015
Kevin Love	Cleveland Cavaliers	15th season	2009-2022	2008
Norman Powell	Los Angeles Clippers	8th season	2016-2022	2012-2015
Peyton Watson	Denver Nuggets	Rookie	Rookie	2022
Russell Westbrook	Los Angeles Lakers	15th season	2009-2022	2007-2008

• Since 1948, UCLA has produced the second-most NBA draft selections (122) ... Kentucky tops that list with 138 ... trailing Kentucky and UCLA are North Carolina (116) and Duke (106) ... during the 2022-23 NBA season, UCLA has seen 10 former players in action ... Kevin Love and Russell Westbrook opened the year as the Bruins' most veteran NBA players.

• The Bruins' program had 12 former players listed on NBA rosters in early Nov. 2022. Three of those players switched teams in the offseason (Kyle Anderson, now with Minnesota; Moses Brown, now with the L.A. Clippers; Aaron Holiday, now with Atlanta). Peyton Watson was selected as the No. 30 pick in the first round of the 2022 NBA Draft by the Denver Nuggets, recently becoming the 96th former UCLA player to compete in the NBA (made his debut in Oct. 2022).

• Zach LaVine, a first-round pick by Minnesota in 2014, was selected to compete in the 2022 NBA All-Star Game (which marked his second career All-Star Game selection). LaVine is in his sixth season with the Chicago Bulls (his ninth NBA season). Last season, LaVine averaged 24.4 points, 4.6 rebounds and 4.5 assists in 67 total games.

• In 2016-17, Russell Westbrook became the third player from UCLA to secure NBA Most Valuable Player acclaim ... Kareem Abdul-Jabbar (known as Lew Alcindor while in college) earned MVP honors six times (1971, 1972, 1974, 1976, 1977 and 1980) and Bill Walton was named the league's MVP in 1978 ... in the summer of 2017, UCLA became the first school in the nation to have produced three players who have won the NBA's Most Valuable Player Award.

COMEBACKS AND DEFICITS

Opponents' comebacks, this season

Illinois trailed by 15 points (44-29) with 17:50 to play, second half Illinois won, 79-70 Nov. 18, 2022

UCLA's comebacks in 2021-22

Trailed Villanova by 10 points (60-50) with 9:20 to play, second half UCLA won, 86-77 (OT) Nov. 12, 2021
Trailed Akron by 7 points (49-42) with 5:30 to play, second half UCLA won, 57-53 March 17, 2022

Opponents' comebacks in 2021-22

Oregon trailed by 9 points (35-26) with 0:47 to play, first half Oregon won, 84-81 (OT) Jan. 13, 2022
Arizona State trailed by 7 points (28-21) with 4:45 to play, first half ASU won, 87-84 (3-OT) Feb. 5, 2022
Arizona trailed by 12 points (53-41) with 17:17 to play, second half Arizona won, 84-76 March 12, 2022
North Carolina trailed by 8 points (24-16) with 7:45 to play, first half UNC won, 73-66 March 25, 2022

UCLA's comebacks in 2020-21

Trailed Michigan State by 14 points (40-26) with 2:38 to play, first half UCLA won, 86-80 (OT) March 18, 2021
Trailed Washington by 12 points (39-27) with 1:25 to play, first half UCLA won, 81-76 Jan. 16, 2021
Trailed Utah by 12 points (16-4) with 15:41 to play, first half UCLA won, 72-70 Dec. 31, 2020

Opponents' comebacks in 2020-21

Oregon State trailed by 16 points (32-16) with 2:00 to play, first half OSU won, 83-79 (OT) March 11, 2021
USC trailed by 11 points (36-25) at halftime USC won, 64-63 March 6, 2021
Oregon trailed by 9 points (58-49) with 11:56 to play, second half Oregon won, 82-74 March 3, 2021

UCLA's comebacks in 2019-20

Trailed Washington St. by 12 points (58-30) with 13:40 to play, second half UCLA won in OT, 86-83 Feb. 13, 2020
Trailed Washington by 12 points (39-27) with 18:25 to play, second half UCLA won, 67-57 Feb. 15, 2020

Opponents' comebacks in 2019-20

Hofstra trailed by 13 points (32-19) with 8:13 to play, first half Hofstra won, 88-78 Nov. 21, 2019
Washington State trailed by 11 (50-39) with 13:30 to play, second half WSU won in OT, 79-71 Jan. 4, 2020

UCLA's comebacks in 2018-19

Trailed Oregon by 19 points (47-28) with 19 minutes left, second half UCLA won, 90-83 Feb. 23, 2019
Trailed at Oregon by 17 points (65-48) with 6:53 to go, second half UCLA won in OT, 87-84 Jan. 10, 2019
Trailed at California by 11 points (36-25) with 19:07 left, second half UCLA won in OT, 75-67 Feb. 13, 2019

Opponents' comebacks in 2018-19

Utah trailed UCLA by 22 points (69-47) with 12:10 remaining, second half Utah won, 93-92 Feb. 9, 2019
Belmont trailed UCLA by 12 points (57-45) with 15:02 to play, second half Belmont won, 74-72 Dec. 15, 2018

UCLA IN OVERTIME

The Bruins have gone 9-6 in their last 15 overtime contests. UCLA went 1-2 in overtime last season and went 4-3 in overtime games in 2020-21. Three of the Bruins' six NCAA Tournament games in 2021 advanced into overtime (2-1 record in those three NCAA Tournament games).

HEADED TO DOUBLE OVERTIME

The Bruins lost, 87-84, in triple overtime at Arizona State on Feb. 5, 2022. That marked the Bruins' second triple overtime contest in as many seasons (UCLA defeated Pepperdine, 107-98, at San Diego State in triple overtime on Nov. 27, 2020).

The list of games below includes UCLA's overtime results since the start of the 1985-86 season.

Date	Opponent	W/L	Score
02/05/22	Arizona State	L	84-87 A 3-OT
01/13/22	Oregon	L	81-84 H 1-OT
11/12/21	Villanova	W	86-77 H 1-OT
04/03/21	Gonzaga	L	90-93 N 1-OT
03/28/21	Alabama	W	88-78 N 1-OT
03/18/21	Michigan State	W	86-80 N 1-OT
03/11/21	Oregon State	L	79-83 N 1-OT
01/23/21	Stanford	L	72-73 A 1-OT
01/07/21	Arizona State	W	81-75 A 1-OT
11/27/20	Pepperdine	W	107-98 N 3-OT
02/13/20	Washington State	W	86-83 H 1-OT
01/04/20	Washington State	L	71-79 A 1-OT
02/28/19	USC	W	93-88 H 1-OT
02/13/19	California	W	75-67 A 1-OT
01/10/19	Oregon	W	87-84 A 1-OT
03/09/18	Arizona	L	67-78 N 1-OT
02/17/18	Oregon	W	86-78 H 1-OT
01/04/18	Stanford	L	99-107 A 2-OT
12/09/17	Michigan	L	69-78 A 1-OT
11/15/17	Central Arkansas	W	106-101 H 1-OT
01/01/16	Washington	L	93-96 A 2-OT
11/13/15	Monmouth	L	81-84 H 1-OT
01/08/15	Stanford	W	86-81 H 2-OT
02/27/14	Oregon	L	83-87 H 2-OT
02/27/13	Arizona State	W	79-74 H 1-OT
01/30/13	USC	L	71-75 H 1-OT
12/28/12	Missouri	W	97-94 H 1-OT
11/13/12	UC Irvine	W	80-79 H 1-OT
03/05/11	Washington State	W	58-54 A 1-OT
02/20/11	California	L	72-76 A 1-OT
01/29/11	Arizona State	W	73-72 A 1-OT
01/28/10	Oregon	L	66-71 A 1-OT
01/06/10	California	W	76-75 A 1-OT
11/16/09	Cal State Fullerton	L	65-68 H 2-OT
01/17/09	Arizona State	L	58-61 H 1-OT
03/06/08	Stanford	W	77-67 H 1-OT
03/08/07	California	L	69-76 N 1-OT
03/02/06	California	W	67-58 A 1-OT
02/03/05	Washington State	W	58-56 A 1-OT
01/06/05	Washington State	W	80-77 H 2-OT
02/25/04	USC	L	77-78 A 1-OT
02/12/04	Arizona State	L	62-74 A 1-OT
01/10/04	Washington	W	86-84 A 1-OT
12/13/03	Loyola Marymount	W	69-66 H 1-OT
03/13/03	Arizona	W	96-89 N 1-OT
02/20/03	California	W	76-75 H 1-OT
01/30/03	Oregon	L	91-96 H 1-OT
11/26/02	San Diego	L	81-86 H 1-OT
03/17/02	Cincinnati	W	105-101 N 2-OT
02/24/01	Oregon State	W	68-65 A 1-OT
02/15/01	Arizona	W	79-77 H 1-OT
11/10/00	Kentucky	W	97-92 N 1-OT
03/04/00	Stanford	W	94-93 A 1-OT
12/23/99	South Florida	W	103-98 N 1-OT
01/04/99	Arizona State	W	88-85 H 1-OT
02/18/98	USC	W	82-75 A 1-OT
03/20/97	Iowa State	W	74-73 N 1-OT
01/30/97	Oregon	L	85-87 A 1-OT
01/18/97	Arizona	W	84-78 H 1-OT
11/20/96	Tulsa	L	76-77 H 1-OT
03/07/96	Washington	W	91-88 H 1-OT
01/04/96	Washington State	W	78-73 A 1-OT
02/16/95	Arizona State	W	82-77 H 1-OT
03/21/93	Michigan	L	84-86 N 1-OT
01/18/92	Oregon State	W	87-81 H 1-OT
02/10/91	Arizona	L	94-105 H 1-OT
01/24/91	Oregon State	L	96-97 A 2-OT
02/20/88	Arizona	L	76-78 H 1-OT
12/23/87	Stanford	L	110-116 A 2-OT
01/18/87	Oregon State	W	69-67 H 1-OT
02/15/86	Arizona State	L	73-74 A 1-OT
02/06/86	Washington	W	94-89 H 1-OT
01/11/86	Washington State	W	81-80 A 2-OT

AGAINST TOP-RANKED OPPONENTS

UCLA has 10 wins over top-10 teams since the start of the 2015-16 season. The Bruins have won eight of their last 15 games against top-five ranked teams. The Bruins last faced a team ranked among the AP "top 10" on March 12, 2022.

The last time that UCLA ...

Faced a top-10 team:	vs. No. 2 Arizona	L, 84-76	March 12, 2022
Faced a top-10 team at home:	vs. No. 3 Arizona	W, 75-59	Jan. 25, 2022
Faced a top-10 team in a true road game:	at No. 7 Arizona	L, 76-66	Feb. 3, 2022
Defeated a top-10 team:	vs. No. 3 Arizona	W, 75-59	Jan. 25, 2022
Defeated a top-10 team in a true road game:	at No. 4 Arizona	W, 77-72	Feb. 25, 2017
Faced a top-10 non-conference team:	vs. No. 1 Gonzaga	L, 83-63	Nov. 23, 2021
Faced a top-10 non-conference team at home:	vs. No. 4 Villanova	W, 86-77	Nov. 12, 2021
Defeated a top-10 non-conference team:	vs. No. 4 Villanova	W, 86-77	Nov. 12, 2021
Defeated a top-10 non-conference team at home:	vs. No. 4 Villanova	W, 86-77	Nov. 12, 2021
Defeated a top-10 non-conference team (road/neutral):	vs. No. 4 Michigan	W, 51-49	March 30, 2021

AGAINST NUMBER ONE

Since the start of the 2015-16 season, UCLA has gone 2-5 against the No. 1-ranked team (ranked in that week's AP poll). Most recently, UCLA lost in a neutral-site contest to No. 1 Gonzaga, 83-63 (in Las Vegas, on Nov. 23, 2021). Five seasons ago, the Bruins defeated No. 1 Kentucky (Dec. 3, 2016) in their first trip to Rupp Arena. Other recent meetings against the nation's No. 1-ranked team have occurred in April 2021 (vs. Gonzaga), Dec. 2015 (vs. Kentucky), in Dec. 2014 (vs. Kentucky), and in March 2014 (vs. Florida). UCLA has gone 12-24 all-time against the AP's No. 1-ranked team.

The Last Time ...	Date	Result	Score	Opponent	Venue
Played No. 1 team	11/23/2021	L	83-63	Gonzaga	T-Mobile Arena
Defeated No. 1 team	12/03/2016	W	97-92	Kentucky	Rupp Arena
Defeated No. 1 team at home	12/03/2015	W	87-77	Kentucky	Pauley Pavilion
Defeated No. 1 team on road	12/03/2016	W	97-92	Kentucky	Rupp Arena

UCLA VERSUS RANKED TEAMS

- UCLA went 5-4 against top-25 ranked teams in 2021-22. Those five opponents included (4) Villanova, (1) Gonzaga, (3/7/2) Arizona, (21/16/21) USC, and (18) Saint Mary's. In 2020-21, the Bruins compiled a 3-2 record against top-25 ranked opponents.

- The Bruins' 2019-20 team finished the season with wins over three top-25 ranked teams in the second half of the season. In fact, UCLA won the final three games played against ranked opponents – at home against Colorado (Jan. 30), at Arizona (Feb. 8) and at Colorado (Feb. 22). UCLA had not won three games against ranked opponents in a one-month span since March 2008.

- Kentucky was ranked No. 1 in the AP and USA Today Coaches polls when UCLA faced them in Dec. 2014, Dec. 2015 and Dec. 2016. UCLA's win at Rupp Arena on Dec. 3, 2016 marked the Bruins' first victory on the road at a No. 1-ranked team since Feb. 3, 2001 (when UCLA knocked off Stanford, 79-73). UCLA had not played a road game at the nation's No. 1-ranked team since Feb. 13, 2003.

- The Bruins' victory at Kentucky on Dec. 3, 2016 marked the program's first victory in a true road game against the nation's No. 1 team since Feb. 3, 2001, when UCLA knocked off Stanford, 79-73, in Maples Pavilion. Since the start of the 1999-2000 season, UCLA has gone 6-9 against the No. 1-ranked team.

UCLA vs. RANKED TEAMS SINCE 2003-04 (AP POLL)

DATE	TEAM	Score	Opp.	UCLA
11/18/22	Illinois	L	70-79	19 8
03/19/22	Saint Mary's	W	72-56	18 11
03/12/22	Arizona	L	76-84	2 13
03/11/22	USC	W	69-59	21 13
03/05/22	USC	W	75-68	16 17
02/12/22	USC	L	64-67	21 12
02/03/22	Arizona	L	66-76	7 3
01/25/22	Arizona	W	75-59	3 7
11/23/21	Gonzaga	L	63-83	1 2
11/12/21	Villanova	W (OT)	86-77	4 2
04/03/21	Gonzaga	L (OT)	90-93	1 -
03/30/21	Michigan	W	51-49	4 -
03/28/21	Alabama	W (OT)	88-78	5 -
03/20/21	BYU	W	73-62	23 -
12/19/20	Ohio State	L	70-77	20 -
02/22/20	Colorado	W	70-63	18 -
02/08/20	Arizona	W	65-52	23 -
01/30/20	Colorado	W	72-68	20 -
01/26/20	Oregon	L	75-96	12 -
11/27/19	Michigan State	L	62-75	3 -
12/22/18	Ohio State	L	66-80	15 -
11/23/18	North Carolina	L	78-94	7 17
11/22/18	Michigan State	L	67-87	11 17
03/09/18	Arizona	L (OT)	67-78	15 -
02/08/18	Arizona	W	82-74	13 -
12/23/17	Kentucky	W	83-75	7 -
12/16/17	Cincinnati	L	63-77	25 -
03/24/17	Kentucky	L	75-86	5 8
03/19/17	Cincinnati	W	79-67	18 8
03/10/17	Arizona	L	75-86	7 3
02/25/17	Arizona	W	77-72	4 5
02/09/17	Oregon	W	82-79	5 10
01/21/17	Arizona	L	85-96	14 3
12/28/16	Oregon	L	87-89	21 2
12/03/16	Kentucky	W	97-92	1 11
03/02/16	Oregon	L	68-76	9 -
02/12/16	Arizona	L	75-81	17 -
01/07/16	Arizona	W	87-84	7 -
12/19/15	North Carolina	L	76-89	11 22
12/12/15	Gonzaga	W	71-66	20 -
12/03/15	Kentucky	W	87-77	1 -

DATE	TEAM	Score	Opp.	UCLA
11/24/15	Kansas	L	73-92	5 -
03/27/15	Gonzaga	L	62-74	7 -
03/19/15	SMU	W	60-59	20 -
03/13/15	Arizona	L	64-70	5 -
02/21/15	Arizona	L	47-57	7 -
01/29/15	Utah	W	69-59	11 -
01/04/15	Utah	L	39-71	10 -
12/20/14	Kentucky	L	44-83	1 -
12/13/14	Gonzaga	L	74-87	9 -
11/27/14	North Carolina	L	56-78	5 22
03/27/14	Florida	L	68-79	1 20
03/15/14	Arizona	W	75-71	4 -
01/16/14	Colorado	W	69-56	21 25
01/09/14	Arizona	L	75-79	1 -
12/19/13	Duke	L	63-80	8 -
03/15/13	Arizona	W	66-64	18 24
03/02/13	Arizona	W	74-69	11 -
01/24/13	Arizona	W	84-73	6 -
01/19/13	Oregon	L	67-76	21 24
12/28/12	Missouri	W (OT)	97-94	7 -
12/01/12	San Diego State	L	69-78	23 24
11/23/11	Michigan	L	63-79	15 -
11/22/11	Kansas	L	56-72	14 -
03/19/11	Florida	L	65-73	15 -
02/26/11	Arizona	W	71-49	10 -
12/18/10	BYU	W	86-79	16 -
12/02/10	Kansas	L	76-77	4 -
11/24/10	Villanova	L	70-82	7 -
12/06/09	Kansas	L	61-73	1 -
11/27/09	Butler	L	67-69	12 -
03/21/09	Villanova	L	69-89	11 18
02/19/09	Washington	W	85-76	22 20
02/12/09	Arizona State	L	67-74	18 11
01/17/09	Arizona State	L (OT)	58-61	16 9
12/04/08	Texas	L	64-68	8 12
04/05/08	Memphis	L	63-78	2 3
03/29/08	Xavier	W	76-57	12 3
03/15/08	Stanford	W	67-64	11 3
03/06/08	Stanford	W (OT)	77-67	7 3
02/07/08	Washington St.	W	67-59	17 5
01/12/08	Washington St.	W	81-74	4 5

DATE	TEAM	Score	Opp.	UCLA
01/03/08	Stanford	W	76-67	20 5
12/02/07	Texas	L	61-63	8 2
11/20/07	Michigan State	W	68-63	10 2
03/31/07	Florida	L	66-76	3 7
03/24/07	Kansas	W	68-55	2 7
03/22/07	Pittsburgh	W	64-55	10 7
03/01/07	Washington St.	W	53-45	13 2
02/17/07	Arizona	W	81-66	19 5
02/07/07	USC	W	70-65	19 2
02/01/07	Oregon	W	69-57	9 5
01/20/07	Arizona	W	73-69	11 3
01/06/07	Oregon	L	66-68	16 1
12/31/06	Washington	W	96-74	13 1
12/09/06	Texas A&M	W	65-62	6 1
11/22/06	Georgia Tech	W	88-73	19 5
11/21/06	Kentucky	W	73-68	20 5
04/03/06	Florida	L	57-73	10 7
04/01/06	LSU	W	59-45	19 7
03/25/06	Memphis	W	50-45	4 7
03/23/06	Gonzaga	W	73-71	5 7
02/11/06	Washington	L	67-70	21 13
01/21/06	West Virginia	L	56-60	12 18
01/14/06	Washington	L	65-69	13 11
01/05/06	Arizona	W	85-79	21 17
12/10/05	Nevada	W	67-56	17 16
11/23/05	Memphis	L	80-88	11 16
03/17/05	Texas Tech	L	66-78	24 -
02/12/05	Arizona	L	73-83	12 -
02/05/05	Washington	L	70-82	13 -
01/15/05	Arizona	L	73-76	17 -
01/08/05	Washington	W	95-86	12 -
12/21/04	Michigan State	L	64-76	23 -
02/21/04	Stanford	L	60-73	1 -
02/14/04	Arizona	L	83-107	16 -
01/22/04	Stanford	L	52-67	2 -
01/17/04	Arizona	L	72-97	7 -
12/06/03	Kentucky	L	50-52	9 -

HEAD COACH MICK CRONIN – YEAR-BY-YEAR SUMMARY

Year	School	Record	Pct.	League	Pct.	Finish	Postseason
2003-04	Murray State	28-6	.824	14-2	.875	2nd	NCAA First Round (0-1)
2004-05	Murray State	17-11	.607	11-5	.688	t-2nd	–
2005-06	Murray State	24-7	.774	17-3	.850	1st	NCAA First Round (0-1)
2006-07	Cincinnati	11-19	.367	2-14	.125	16th	–
2007-08	Cincinnati	13-19	.406	8-10	.444	10th	CBI Tournament First Round (0-1)
2008-09	Cincinnati	18-14	.563	8-10	.444	9th	–
2009-10	Cincinnati	19-16	.543	7-11	.389	11th	NIT Second Round (1-1)
2010-11	Cincinnati	26-9	.743	11-7	.611	t-6th	NCAA Second Round (1-1)
2011-12	Cincinnati	26-11	.703	12-6	.667	t-4th	NCAA Sweet 16 (2-1)
2012-13	Cincinnati	22-12	.647	9-9	.500	t-9th	NCAA First Round (0-1)
2013-14	Cincinnati	27-7	.794	15-3	.833	t-1st	NCAA First Round (0-1)
2014-15	Cincinnati	23-11	.676	13-5	.722	t-3rd	NCAA Second Round (1-1)
2015-16	Cincinnati	22-11	.667	12-6	.667	t-3rd	NCAA First Round (0-1)
2016-17	Cincinnati	30-6	.833	16-2	.889	2nd	NCAA Second Round (1-1)
2017-18	Cincinnati	31-5	.861	16-2	.889	1st	NCAA Second Round (1-1)
2018-19	Cincinnati	28-7	.800	14-4	.778	2nd	NCAA First Round (0-1)
2019-20	UCLA	19-12	.613	12-6	.667	2nd	–
2020-21	UCLA	22-10	.688	13-6	.684	4th	NCAA Final Four (5-1)
2021-22	UCLA	27-8	.771	15-5	.750	2nd	NCAA Sweet 16 (2-1)
2022-23	UCLA	3-1	.750	0-0	–	–	–
3 seasons at Murray State		69-24	.742	43-10	.808	–	2 NCAA Tournaments
13 seasons at Cincinnati		296-147	.668	144-89	.616	–	9 NCAA Tournaments
4th season at UCLA		71-31	.696	40-17	.702	–	2 NCAA Tournaments
20th season OVERALL		436-202	.683	225-116	.660	–	13 NCAA Tournaments

NOTES ON MICK CRONIN

- Has entered his fourth season as UCLA's head coach ... in total, this is his 20th year as a college head coach ... led UCLA to the NCAA Tournament in 2021 and 2022 ... prior to UCLA, spent 13 seasons at Cincinnati, where he guided the Bearcats to each of the previous nine NCAA Tournaments ... through 19 previous seasons as head coach, he has led his teams to 13 NCAA Tournament berths.
- Coached in the Big East Conference during his first seven seasons at Cincinnati, a league that had either 15 or 16 teams during that span ... Cincinnati moved to the American Athletic Conference prior to the 2013-14 school year ... the Pac-12 Conference is the fourth league in which Cronin has served as a head coach.
- One of four active head coaches to have led his teams to the past 11 NCAA Tournaments (including the 2022 NCAA Tournament) ... the other three active head coaches on that list include Mark Few (Gonzaga), Tom Izzo (Michigan State), and Bill Self (Kansas).

Mick Cronin's Career Records vs. Opponents

Abilene Christian	1-0	Florida State	1-1	North Carolina	0-3	St. John's	5-6
Akron	1-0	George Mason	1-0	North Carolina A&T	1-0	St. Mary's	1-1
Alabama	2-0	George Washington	1-0	North Carolina Central	3-0	Stanford	2-2
Alabama State	2-0	Georgetown	6-6	North Florida	1-0	Stony Brook	1-0
Albany	1-0	Georgetown College	1-0	Northern Kentucky	1-0	Syracuse	2-6
Arizona	5-2	Georgia	1-0	Northwestern State	1-0	TCU	1-0
Arizona State	4-2	Georgia Southern	1-0	Notre Dame	3-8	Temple	9-3
Arkansas Little Rock	1-0	Georgia State	1-0	Oakland	1-0	Tennessee	0-1
Arkansas Pine Bluff	5-0	Gonzaga	0-3	Ohio	0-1	Tennessee State	5-1
Arkansas Tech	1-0	Harvard	0-1	Ohio State	0-4	Tennessee-Martin	9-0
Appalachian State	1-0	High Point	1-0	Oklahoma	2-0	Tennessee Tech	3-2
Austin Peay	4-1	Hofstra	0-1	Oregon	1-4	Texas	1-0
Bellarmine	1-0	Houston	10-4	Oregon State	4-1	Texas A&M Corpus Christi	1-1
Belmont	0-1	Howard	1-0	Penn State	1-0	Texas San Antonio	2-0
Bowling Green	2-1	Illinois	0-2	Pepperdine	1-0	Texas Southern	3-0
Bradley	0-1	Illinois-Chicago	1-0	Pittsburgh	4-8	Toledo	2-0
Brown	1-0	Illinois State	0-1	Prairie View A&M	1-0	Tulane	6-1
Buffalo	1-0	Iowa	0-1	Presbyterian	0-1	Tulsa	8-1
Butler	0-2	Iowa State	2-1	Providence	4-5	UAB	1-4
BYU	1-1	Jacksonville State	6-0	Purdue	1-0	UC Davis	1-0
Cal State Bakersfield	2-0	Kansas State	1-0	Purdue Fort Wayne	1-0	UCLA	2-1
Cal State Fullerton	0-1	Kennesaw State	1-0	Radford	1-0	UC Santa Barbara	1-0
California	5-0	Kentucky	0-1	Rhode Island	0-1	UMass Lowell	1-0
Campbell	2-0	Lipscomb	2-0	Rice	2-0	UNLV	4-0
Campbellsville	1-0	Long Beach State	4-0	Richmond	1-0	USC	2-5
Central Florida	10-2	Louisville	5-7	Robert Morris	1-0	Utah	5-0
Central Michigan	1-0	Marquette	5-4	Rutgers	9-3	Utah Valley	1-0
Chaminade	1-0	Marshall	2-1	Sacramento State	1-0	Vanderbilt	1-0
Charleston Southern	1-0	Maryland	1-0	Samford	3-3	VCU	1-1
Chicago State	3-0	Maryland Eastern Shore	1-0	San Diego	1-0	Villanova	5-4
Cincinnati	0-1	Memphis	10-5	San Diego State	1-1	Wagner	2-0
Cleveland State	1-0	Miami (Ohio)	5-0	San Jose State	1-0	Washington	6-0
Coastal Carolina	2-0	Michigan	1-0	Savannah State	2-0	Washington State	4-2
Colorado	3-1	Michigan State	1-1	Seattle	1-0	Weber State	1-0
Connecticut	15-11	Middle Tennessee	2-0	Seton Hall	4-3	West Florida	1-0
Coppin State	1-0	Milwaukee	1-0	SIU Edwardsville	2-0	West Virginia	3-5
Creighton	0-1	Mississippi	1-1	SMU	11-4	Western Carolina	3-0
Dayton	1-1	Mississippi State	2-1	South Carolina State	1-0	Western Illinois	1-0
Delaware State	2-0	Mississippi Valley State	1-0	South Carolina Upstate	2-0	Western Kentucky	1-1
Denver	1-0	Missouri	1-1	South Dakota	1-0	Western Michigan	1-0
DePaul	6-3	Morehead State	8-0	South Florida	14-4	Wichita State	4-1
East Carolina	5-2	Morgan State	1-0	Southeast Missouri	5-2	Wright	1-0
Eastern Illinois	6-1	Mount St. Mary's	1-0	Southeastern Louisiana	1-0	Wright State	3-0
Eastern Kentucky	6-1	N.C. State	3-1	Southern Illinois	1-2	Wofford	0-1
Fairfield	1-0	Nebraska	2-1	Southern Mississippi	1-0	Wyoming	1-0
Fairleigh Dickinson	1-0	Nevada	0-1	Southern Utah	1-0	Xavier	5-8
Florida	0-1	New Mexico	0-2	St. Francis (Pa.)	2-0		
Florida A&M	1-0	Norfolk State	2-0	St. Joseph's	0-1		

MICK CRONIN

The Michael Price Family UCLA Men's Head Basketball Coach



Record at UCLA
71-31 (4th season)

Overall Record
436-202 (20th season)

Mick Cronin has entered his fourth season as UCLA's head coach, having been named the 14th head coach in the history of the Bruins' basketball program on April 9, 2019. Cronin arrived in Westwood after spending the previous 13 seasons as head coach at his alma mater, the University of Cincinnati. He served as the head coach at Murray State for three seasons, prior to taking the head coaching position at Cincinnati.

Cronin has led his teams to the NCAA Tournament 13 times (including 2022). He made his first-ever trip to the NCAA Final Four in 2021, with UCLA, as the Bruins defeated No. 1-seed Michigan, 51-49, on March 30, 2021, advancing to the NCAA Final Four in Indianapolis.

Cronin was named the 2020 Pac-12 Conference Coach of the Year, marking the third conference in which he secured "Coach of the Year" acclaim. He was named the American Athletic Conference's Coach of the Year (AAC) in 2014, while at Cincinnati. In addition, he was named the Ohio Valley Conference Coach of the Year (OVC) in 2006, his third and final season at that program. In addition, Cronin was honored as the Sporting News National Coach of the Year in 2018, having led Cincinnati to a 31-5 overall record that season.

Cronin entered the 2022-23 season with the most head coaching victories at the NCAA Division I level (433) among active head coaches, age 51 years old or younger (Cronin turned 51 in the summer of 2022).

In 2020-21, Cronin guided the Bruins to a 22-10 overall record. UCLA won five consecutive games over a 13-day span during the NCAA Tournament, advancing to the NCAA Final Four for the first time since 2008. UCLA had entered the NCAA Tournament in 2021 as a "First Four" team, becoming the second team ever to advance from the First Four to the Final Four. The NCAA Tournament began using a 68-team field (with the First Four) in 2011.

During his first season in Westwood (2019-20), Cronin led the Bruins to a 19-12 record and a 12-6 mark in the Pac-12 Conference. That marked UCLA's highest finish in the Pac-12 regular-season standings since finishing in second place in 2013-14. The Bruins went 8-9 to open the season before winning 11 of their final 14 games.

Before he became UCLA's head coach, Cronin led Cincinnati to consecutive NCAA Tournaments the previous nine years. He guided Cincinnati to a pair of back-to-back 30-plus win seasons in 2017 and 2018, and coached the Bearcats to the American Athletic Conference (AAC) Tournament title in 2018 and 2019.

PRIOR TO BECOMING A HEAD COACH

Cronin became a head coach at Murray State (Murray, Kentucky) at the age of 32, prior to the 2003-04 school year. The son of longtime high school coach Hep Cronin, Mick Cronin served as an assistant varsity coach and head junior varsity coach at Woodward High School while he was completing his undergraduate studies at Cincinnati. He served as the video coordinator and later as an assistant coach for head coach Bob Huggins at Cincinnati (assistant coach from 1997 through 2001). He joined the coaching staff at Louisville prior to the 2001-02 school year, serving as the program's associate head coach for Rick Pitino. After two seasons on the staff at Louisville, Cronin became the head coach at Murray State. In three seasons at Murray State, Cronin led the Racers to a pair of NCAA Tournament appearances and a combined record of 69-24. Cronin compiled a 42-10 record in the Ohio Valley Conference during his three seasons at Murray State.

ABOUT UCLA's COACHING STAFF



DARREN SAVINO

Associate Head Coach, 4th season
Alma Mater: Jersey City College '16

- Currently in his fourth season as the associate head coach at UCLA ... prior to coaching at UCLA, he served as an assistant coach at Cincinnati (working alongside head coach Mick Cronin) ... helped guide Cincinnati to a record of 235-79 through nine seasons.
- Has helped the Bruins compile a 68-30 overall record the past three seasons (2019-20 through 2021-22) ... UCLA advanced to the NCAA Final Four in 2021, recording five consecutive victories over a 13-day span.

• Coached Cincinnati's program to nine consecutive NCAA Tournament appearances from 2011 through 2019 ... in his final season with the Bearcats, Cincinnati went 28-7 and won the American Athletic Conference Tournament title ... Coach Savino was elevated to the role of associate head coach at Cincinnati in April 2018.

• Through the final three seasons at Cincinnati, helped the Bearcats' program to an 89-18 record, including consecutive American Athletic Conference Tournament championships in 2018 and 2019.

• In addition to coaching at Cincinnati, Coach Savino's previous coaching roles have included stints at Rutgers, Murray State (alongside head coach Mick Cronin), Quinnipiac, East Carolina and St. John's.

• Grew up in New Jersey, where he played at St. Anthony High School for legendary head coach Bob Hurley, Sr. ... played college basketball in the early 1990s at Jersey City College, competing for the team that advanced to the 1992 NCAA Division III Final Four ... while in high school, teamed with Bobby Hurley and Roderick Rhodes to win the USA Today national championship during his senior season ... began his coaching career as a junior varsity and assistant varsity coach at Marist High School (Bayonne, N.J.).



ROD PALMER

Assistant Coach, 4th season
Alma Mater: UC Irvine '90

- Currently in his fourth season at UCLA as an assistant coach ... has coached in the Southern California region for 29 years ... prior to joining UCLA, he was an assistant coach at San Diego State in 2018-19 and for the previous 11 seasons at Long Beach State.
- Helped the Bruins compile a 68-30 overall record over the past three seasons (2019-20 through 2021-22) ... UCLA advanced to the NCAA Final Four in 2021, recording five consecutive victories over a 13-day span.

• Served as an assistant coach at Long Beach State for 11 seasons (from 2007-08 through 2017-18) ... helped Long Beach State advance to the NCAA Tournament in 2012 and guided the program to Big West Conference crowns in 2011, 2012 and 2013.

• Through 11 seasons with Long Beach State, Palmer helped guide the program to a combined Big West record of 114-64, registering a winning percentage of .640 ... several of the most notable student-athletes who Palmer recruited and coached included James Ennis, Casper Ware, Mike Caffey, Justin Bibbins and Larry Anderson.

• Prior to his time at Long Beach State, spent 14 seasons as a high school coach in Los Angeles ... was the head coach at Centennial High School (Compton) from 2000-07 and at Compton High School from 1993-00 ... his teams at Centennial won the CIF Division III Southern Regional title in 2002 and 2004, while his 2006 squad captured the CIF Division III-A Championship.

• Attended Dominguez High School and spent his first two years of college playing basketball at UCLA (1985-86, 1986-87) ... transferred to UC Irvine after his sophomore season, where he graduated in 1990.



IVO SIMOVIC

Assistant Coach, 1st season
Alma Mater: Union University (Serbia) '13

- Has entered his first season as an assistant coach at UCLA ... joined the Bruins' program in June of 2022 ... served as an assistant coach at Loyola University Maryland the previous four seasons.
- Ivo Simovic (pronounced EE-voh SIM-oh-vitch) has brought a veteran coaching pedigree to Westwood, as he has experience in college, European and NBA circles ... grew up in Belgrade, Serbia ... has coached at Loyola University Maryland, the University of North Carolina at Charlotte and the University of Hartford.

• While coaching at Loyola University Maryland, he was instrumental in the recruitment and development of a pair of Patriot League All-Rookie Team selections from Spain – Santi Aldama and Golden Dike ... in 2021-22, Loyola produced a first-team All-Patriot League honoree in Cam Spencer (finished the season as the conference's top scorer and leader in steals per game).

• Simovic's most notable international experience included stops in Spain and in his native country of Serbia ... head coach and sports director for CB Espacio Torrelodones near Madrid, Spain ... helped the organization attract some of the top Spanish talent during an eight-year run with the program ... served as the Torrelodones' head coach in Liga EBA from 2007-09 before becoming the general manager and head coach of the organization's U-18 and U-20 teams.

• During his final years in Spain, he served as an international scout for the San Antonio Spurs ... was an assistant coach for the organization's NBA Summer League team in Las Vegas in 2013 and 2014 ... he received an NBA championship ring with San Antonio in 2014 after the organization defeated the Miami Heat in the NBA Finals.

• Spent the first seven years of his professional career as the head coach and recruiting coordinator for the Red Star in Belgrade (Serbia) ... the team is formally known as Crvena zvezda ... Red Star is a professional club in Serbia that has been a founding member and shareholder of the Adriatic Basketball Association.

MISCELLANEOUS STATS

CAREER TOTALS (in order by most games played)

PLAYER	GP	PTS	REB	AST
David Singleton	131	653	214	119
Jaime Jaquez Jr.	101	1201	563	188
Tyger Campbell	100	1047	227	486
Kenneth Nwuba	59	43	55	10
Jaylen Clark	64	332	215	47
Russell Stong	29	7	7	2
Mac Etienne	16	38	46	4
Logan Cremonesi	8	1	1	0
Dylan Andrews	4	7	4	2
Amari Bailey	4	36	14	9
Abramo Canka	3	7	2	0
Adem Bona	3	23	15	4

GAMES PLAYED

PLAYER	GAMES PLAYED		STARTS	
	22-23	CAREER	22-23	CAREER
Dylan Andrews	4	4	0	0
Amari Bailey	4	4	4	4
Adem Bona	3	3	3	3
Tyger Campbell	4	100	4	100
Abramo Canka	3	3	0	0
Jaylen Clark	4	64	4	10
Logan Cremonesi	3	8	0	0
Mac Etienne	3	16	0	1
Jaime Jaquez Jr.	4	101	4	93
Kenneth Nwuba	4	59	1	2
David Singleton	4	131	0	24
Russell Stong	3	29	0	0

DOUBLE-FIGURE

PLAYER	POINTS		REBOUNDS	
	22-23	CAREER	22-23	CAREER
Amari Bailey	3	3	0	0
Tyger Campbell	4	55	0	0
Jaylen Clark	3	11	0	1
Jaime Jaquez Jr.	4	63	0	13
David Singleton	4	19	0	0
Adem Bona	1	1	0	0

DOUBLE-DOUBLES

PLAYER	2022-23	CAREER
Jaime Jaquez Jr.	0	9
Tyger Campbell *	0	4
Jaylen Clark	0	1

* double-doubles, points and assists

30+ POINTS

PLAYER	2022-23	CAREER
Jaime Jaquez Jr.	0	1

20+ POINTS

PLAYER	2022-23	CAREER
Jaime Jaquez Jr.	1	10
Tyger Campbell	1	6
Jaylen Clark	0	1
David Singleton	0	1

10+ REBOUNDS

PLAYER	2022-23	CAREER
Jaime Jaquez Jr.	0	13
Jaylen Clark	0	1


10+ ASSISTS

PLAYER	2022-23	CAREER
Tyger Campbell	0	5

UCLA's RADIO/TV ROSTER




0
JAYLEN CLARK
 JR, G – 6-5, 205
 PPG: 14.8 RPG: 7.5 APG: 2.8
 GP/GS: 4/4



1
ABRAMO CANKA
 FR, G/F – 6-6, 200
 PPG: 2.3 RPG: 0.7 APG: 0.0
 GP/GS: 3/0



2
DYLAN ANDREWS
 FR, G – 6-2, 170
 PPG: 1.8 RPG: 1.0 APG: 0.5
 GP/GS: 4/0



3
ADEM BONA
 FR, F – 6-10, 235
 PPG: 7.7 RPG: 5.0 APG: 1.3
 GP/GS: 3/3



4
WILL McCLENDON
 R-FR, G – 6-2, 210
 PPG: – RPG: – APG: –
 GP/GS: 0/0



5
AMARI BAILEY
 FR, G – 6-5, 185
 PPG: 9.0 RPG: 3.5 APG: 2.3
 GP/GS: 4/4




10
TYGER CAMPBELL
 R-SR, G – 5-11, 180
 PPG: 16.3 RPG: 1.3 APG: 4.3
 GP/GS: 4/4



12
MAC ETIENNE
 R-FR, F – 6-10, 235
 PPG: 1.3 RPG: 3.0 APG: 0.3
 GP/GS: 3/0



14
KENNETH NWUBA
 R-SR, F/C – 6-10, 255
 PPG: 2.5 RPG: 2.3 APG: 1.0
 GP/GS: 4/1



20
LOGAN CREMONESI
 R-SO, F – 6-18, 220
 PPG: 0.3 RPG: 0.0 APG: 0.0
 GP/GS: 3/0



21
EVAN MANJIKIAN
 SO, F – 6-8, 230
 PPG: – RPG: – APG: –
 GP/GS: 0/0




22
JACK SEIDLER
 FR, G – 6-4, 190
 PPG: – RPG: – APG: –
 GP/GS: 0/0



24
JAIME JAQUEZ JR.
 JR, G/F – 6-7, 225
 PPG: 14.5 RPG: 6.3 APG: 3.3
 GP/GS: 4/4



34
DAVID SINGLETON
 5th-SR, G – 6-4, 205
 PPG: 13.3 RPG: 4.5 APG: 1.3
 GP/GS: 4/0



43
RUSSELL STONG
 5th-SR, G – 6-3, 200
 PPG: 0.7 RPG: 0.7 APG: 0.0
 GP/GS: 3/0



MICK CRONIN
 THE MICHAEL PRICE FAMILY UCLA
 MEN'S HEAD BASKETBALL COACH
 4th Season at UCLA



DARREN SAVINO
 ASSOCIATE HEAD COACH
 4th Season at UCLA



ROD PALMER
 ASSISTANT COACH
 4th Season at UCLA



IVO SIMOVIC
 ASSISTANT COACH
 1st Season at UCLA

THE LAST TIME . . .

100 Points Scored

By UCLA	100 vs. Long Beach State (11/15/21)
By Opponent	104 at Stanford (2/16/19)

40+ Point Victory

By UCLA	41 (107-66) at Washington (2/4/17)
By Opponent	41 (109-68) vs. North Carolina (11/27/97)

30+ Point Victory

By UCLA	30 (86-56) vs. Norfolk State (11/14/22)
By Opponent	32 (71-39) at Utah (1/4/15)

20+ Point Victory

By UCLA	24 (93-69) vs. Long Beach State (11/11/22)
By Opponent	20 (83-63) vs. Gonzaga (11/23/21)

Overtime Game

UCLA Win	won 86-77, vs. Villanova (11/12/21)
UCLA Loss	lost 87-84, at Arizona State, 3-OT (2/5/22)

Double Overtime Game

UCLA Win	won 107-98, vs. Pepperdine, 3-OT (11/27/20)
UCLA Loss	lost 87-84, at Arizona State, 3-OT (2/5/22)

Seven or More Players in Double-Figure Scoring

By UCLA	7 vs. Pacific (11/11/16)
By Opponent	7 vs. Santa Clara (12/8/79)

Six or More Players in Double-Figure Scoring

By UCLA	6 vs. Norfolk State (11/14/22)
By Opponent	6 at Arizona State, 3-OT (2/5/22)

Zero Players Scoring in Double Figures

By UCLA	none since prior to 1978-79
By Opponent	0 vs. Stanford (Jan. 29, 2022)

Made 40-49 Field Goals

By UCLA	40-of-78 vs. Long Beach State (11/15/21)
By Opponent	41-of-80 at Duke (2/22/98)

Made 50 or More Field Goals

By UCLA	none since prior to 1979-80
By Opponent	none since prior to 1979-80

Made Fewer Than 20 Field Goals

By UCLA	19 (19-54) vs. Akron (3/17/22)
By Opponent	19 (19-55) vs. Sacramento State (11/7/22)

Had 70-79 Field Goal Attempts

By UCLA	72 vs. Illinois (11/18/22)
By Opponent	72 at Arizona State, 3-OT (2/5/22)

Had 80-89 Field Goal Attempts

By UCLA	82 vs. Pepperdine, 3-OT (11/27/20)
By Opponent	86 vs. USC (2/28/19)

Had 90-99 Field Goal Attempts

By UCLA	91 vs. Cincinnati (3/17/02)
By Opponent	90 vs. Oral Roberts (11/20/87)

Had Fewer Than 40 Field Goal Attempts

By UCLA	39 vs. Oregon State (2/12/11)
By Opponent	39 at Oregon State (1/2/09)

Shot 50 Percent Or Better From The Field

By UCLA	57.1 (32-56) vs. Norfolk State (11/14/22)
By Opponent	52.9 (27-51) vs. Illinois (11/18/22)

Shot 60 Percent Or Better From The Field

By UCLA	61.7 (29-47) vs. Oregon State (1/15/22)
By Opponent	60.8 (31-51) at Oregon (3/3/21)

Shot 70 Percent or Better From The Field

By UCLA	72.9 (35-48) vs. South Carolina (11/21/01)
By Opponent	71.4 (35-49) vs. Middle Tennessee (11/15/11)

Shot Less Than 30 Percent From The Field

By UCLA	29.7 (19-64) at USC (2/12/22)
By Opponent	26.3 (5-19) vs. Arizona State (2/21/22)

Made 10 or More 3-Pointers

By UCLA	11-of-25 vs. Norfolk State (11/14/22)
By Opponent	12-of-25 vs. Illinois (11/18/22)

Made 15 or More 3-Pointers

By UCLA	16-of-33 vs. Oregon (2/17/18)
By Opponent	15-of-39 at Notre Dame (12/14/19)

Made Zero 3-Pointers

By UCLA	0-for-14 vs. Stanford (2/3/00)
By Opponent	0-for-13 vs. California (1/3/13)

Attempted 30 or More 3-Pointers

By UCLA	34 (14-34) vs. Long Beach State (1/6/22)
By Opponent	31 (10-31) vs. North Carolina (3/25/22)

Shot 60 Percent of Higher, from 3-Point Range

By UCLA	65.0 (13-20) at Oregon State (2/26/22)
By Opponent	63.6 (7-11) vs. Long Beach State (11/15/21)

Shot 70 Percent or Higher, from 3-Point Range

By UCLA	76.5 (13-17) vs. Northwestern (11/29/13)
By Opponent	90.9 (10-11) vs. Middle Tennessee State (11/15/11)

Shot Less Than 20 Percent, from 3-Point Range

By UCLA	16.7 (4-24) at Oregon (2/24/22)
By Opponent	14.3 (2-14) vs. Norfolk State (11/14/22)

Made 30-39 Free Throws

By UCLA	31-of-39 vs. CSUN (11/13/16)
By Opponent	30-of-42 vs. Wake Forest (11/25/15)

Made 40 or More Free Throws

By UCLA	none since prior to 1979-80
By Opponent	40-of-56 at Stanford, 2-OT (12/23/87)

Made 5 or Fewer Free Throws

By UCLA	2-of-5 vs. Sacramento State (11/7/22)
By Opponent	2-of-4 vs. Norfolk State (11/14/22)

Had 40 or More Free Throw Attempts

By UCLA	26-of-40 vs. UC Irvine (11/26/17)
By Opponent	29-of-45 at Arizona (2/12/16)

Had 50 or More Free Throw Attempts

By UCLA	38-of-50 at Washington (1/1/16)
By Opponent	none since prior to 1979-80

Shot 80 Percent or Better From the Free Throw Line

By UCLA	82.4 (14-17) vs. Long Beach State (11/11/22)
By Opponent	82.1 (23-28) vs. Arizona (3/12/22)

Shot 90 Percent or Better From the Free Throw Line

By UCLA	100.0 (11-11) vs. Washington State (3/10/22)
By Opponent	91.7 (11-12) at USC (2/12/22)

Shot 100 Percent From the Free Throw Line

By UCLA	11-for-11 vs. Washington State (3/10/22)
By Opponent	13-for-13 vs. Bellarmine (11/22/21)

Had 50-59 Rebounds

By UCLA	53 at Arizona State, 3-OT (2/5/22)
By Opponent	53 at Stanford (1/4/18)

Had 60 or More Rebounds

By UCLA	60 vs. Monmouth (11/13/15)
By Opponent	none since prior to 1978-79

Had 20-29 Assists

By UCLA	20 vs. Norfolk State (11/14/22)
By Opponent	20 vs. Arizona (3/12/22)

Had 30 or More Assists

By UCLA	30 vs. Arizona State (1/19/17)
By Opponent	30 at Arizona (2/18/89)

Had 10 or More Blocks

By UCLA	10 vs. Southern Utah (11/18/19)
By Opponent	11 vs. Arizona (3/12/22)

Had 15 or More Steals

By UCLA	15 vs. Long Beach State (11/23/14)
By Opponent	15 at Oregon (1/26/20)

Had 20 or More Steals

By UCLA	20 vs. Wyoming (12/23/08)
By Opponent	22 vs. Maryland (11/27/98)

Committed at Least 20 Turnovers

By UCLA	22 at Oregon (1/26/20)
By Opponent	21 vs. Illinois (11/18/22)

Committed Fewer Than 10 Turnovers

By UCLA	7 vs. Norfolk State (11/14/22)
By Opponent	8 vs. North Carolina (3/25/22)

THE LAST TIME . . .

30 or More Points Scored

UCLA 30, Jaime Jaquez Jr., at Washington (2/28/22)
Opponent 30, Caleb Love, vs. North Carolina (3/25/22)

35 or More Points Scored

UCLA 37, Bryce Alford, at Colorado (1/12/17)
Opponent 30, Joel Murray, vs. Long Beach State (11/15/21)

40 or More Points Scored

UCLA 44, Jason Kapono, at Washington State (1/4/03)
Opponent 40, Eddie House, Arizona State (2/17/00)

Two or More Players Scored 20+ Points

UCLA Tyger Campbell (22), Jaime Jaquez Jr. (20), vs. Illinois (11/18/22)
Opponent Joel Murray (30), Colin Slater (27), vs. Long Beach State (11/15/21)

Three or More Players Scored 20+ Points

UCLA C. Smith (26), T. Campbell (22), J. Bernard (21) vs. Pepperdine (11/27/20)
Opponent J. Brown (22), J. Clarkson (21), E. Ross (20), at Missouri (12/7/13)

Two or More Players Scored 25+ Points

UCLA Norman Powell (27), Jordan Adams (25), vs. James Madison (11/15/12)
Opponent Desure Buie (29), Jalen Ray (27), Hofstra (11/21/19)

Made 15 or More Field Goals

UCLA 15 (15-23), Don MacLean, at Arizona (1/11/92)
Opponent 15 (15-22), Eddie House, Arizona State (2/17/00)

Made 18 or More Field Goals

UCLA none since prior to 1979-80
Opponent 18 (18-29), Otis Birdsong, Houston (1/2/77)

Made 6 or More 3-Pointers

UCLA David Singleton, 6-for-8, vs. Washington (2/19/22)
Opponent Terrence Shannon Jr., 8-for-9, vs. Illinois (11/18/22)

Made 7 or More 3-Pointers

UCLA Jake Kyman, 7-for-12, at Washington (1/2/20)
Opponent Terrence Shannon Jr., 8-for-9, vs. Illinois (11/18/22)

Made 8 or More 3-Pointers

UCLA Bryce Alford, 8-for-14, vs. Washington (3/1/17)
Opponent Terrence Shannon Jr., 8-for-9, vs. Illinois (11/18/22)

Made 9 or More 3-Pointers

UCLA Isaac Hamilton, 9-for-14, vs. Arizona State (1/19/17)
Opponent has never occurred

Made 10 or More 3-Pointers

UCLA has never occurred
Opponent has never occurred

Made 10 or More Free Throws

UCLA Jaime Jaquez Jr., 10-of-13, at Arizona State (2/5/22)
Opponent Ethan Thompson, 11-of-11, vs. Oregon State (03/11/21)

Made 15 or More Free Throws

UCLA Bryce Alford, 17-of-18, at Washington (1/1/16)
Opponent Andrew Andrews, 17-of-19, at Washington (1/1/16)

Attempted 20 or More Free Throws

UCLA none since prior to 1979-80
Opponent none since prior to 1979-80

Was Perfect With 15 or More Free Throws

UCLA Jordan Adams, 16-of-16, vs. UC Irvine (11/13/12)
Opponent Fennis Dembo, 16-of-16, vs. Wyoming (3/14/87)

Had 15 or More Rebounds

UCLA Moses Brown, 15, vs. Arizona (1/26/19)
Opponent Armando Bacot, 15, vs. North Carolina (3/25/22)

Had 20 or More Rebounds

UCLA Jalen Hill, 20, vs. Presbyterian (11/19/18)
Opponent Zylan Cheatham, 20, vs. Arizona State (1/24/19)

Had 25 or More Rebounds

UCLA 27, Bill Walton, vs. Maryland (12/1/73)
Opponent none since prior to 1979-80

Two Players Had 10 or More Rebounds

UCLA Jaime Jaquez Jr. (11), Johnny Juzang (10), at Arizona State (2/5/22)
Opponent Matt Haarms (10), Caleb Lohner (10), vs. BYU (3/20/21)

Two or More Players Had Double-Doubles

UCLA J. Jaquez Jr. (27 p, 11 r), J. Juzang (20 p, 11 r), at Arizona State (2/5/22)
Opponent Josh Christopher (22 p, 11 r), Marcus Bagley (11 p, 11 r), at ASU (1/7/21)

Shot 100 Percent From the Field (min. 10 attempts)

By UCLA none since prior to 1979-80
By Opponent Brad Daugherty, 13-for-13, at North Carolina (11/24/85)

Shot 100 Percent from 3-Point Range (min. 5 attempts)

By UCLA Aaron Holiday, 5-for-5, vs. Washington State (12/29/17)
By Opponent Grant Antecevich, 5-for-5, at California (1/21/21)

Had 10 or More Assists

By UCLA Tyger Campbell, 10, vs. Long Beach State (1/6/22)
By Opponent Daejon Davis, 11, at Stanford (2/16/19)

Had 10 or More Assists and Zero Turnovers

By UCLA Tyger Campbell, 10 assists, vs. Long Beach State (1/6/22)
By Opponent Keyshawn Woods, 10 assists, Ohio State (12/22/18)

Had 15 or More Assists

By UCLA Darren Collison, 15, at Arizona (2/17/07)
By Opponent Phil Pressey, 19, Missouri (12/28/12)

Had 20+ Points and 10+ Rebounds

By UCLA Jaime Jaquez Jr. (23 pts, 11 rbs) vs. Washington State (3/10/22)
By Opponent Terrence Shannon Jr. (29 pts, 10 rbs), vs. Illinois (11/18/22)

Had 20+ Points and 15+ Rebounds

By UCLA TJ Leaf (22 pts, 15 rbs) , vs. Pacific (11/11/16)
By Opponent Bennie Boatwright (25 pts, 15 rbs), vs. USC (2/28/19)

Had 20+ Points and 20+ Rebounds

By UCLA David Greenwood (31 pts, 23 rbs), Tulsa (12/18/76)
By Opponent Todd MacCullough (26 pts, 21 rbs), Washington (1/31/99)

Had 25+ Points and 15+ Rebounds

By UCLA Kevon Looney (27 pts, 19 rbs), vs. Stanford (1/8/15)
By Opponent Bennie Boatwright (25 pts, 15 rbs), vs. USC (2/28/19)

Had 10+ Points and 10+ Assists

By UCLA Tyger Campbell (11 pts, 10 ast), vs. Long Beach State (1/6/22)
By Opponent Daejon Davis (12 pts, 11 ast), at Stanford (2/16/19)

Had 15+ Points and 10+ Assists

By UCLA Tyger Campbell (15 pts, 11 ast), at Colorado (2/22/20)
By Opponent Remy Martin (15 pts, 11 ast), Arizona State (1/24/19)

Had 20+ Points and 10+ Assists

By UCLA Jaylen Hands (21 pts, 10 ast), vs. USC (2/28/19)
By Opponent Daejon Davis (23 pts, 10 ast), Stanford (1/27/18)

Had 5 or More Steals

By UCLA Jaylen Clark, 7, vs. Sacramento State (11/7/22)
By Opponent Rylan Jones, 5, at Utah (2/20/20)

Had 8 or More Steals

By UCLA Jordan Adams, 8, vs. Sacramento State (11/18/13)
By Opponent Quinn Cook, 8, Duke (12/19/13)

Had 5 or More Blocks

By UCLA Moses Brown, 8, vs. Saint Francis U (11/16/18)
By Opponent Oumar Ballo, 6, vs. Arizona (3/12/22)

Had 7 or More Blocks

By UCLA Moses Brown, 8, vs. Saint Francis U (11/16/18)
By Opponent Jarvis Varnado, 7, vs. Mississippi State (12/12/09)

Had 20+ Points and 5+ Blocks

By UCLA Moses Brown (23 pts, 8 blocks), vs. Saint Francis U (11/16/18)
By Opponent Drew Peterson (27 pts, 5 blocks), at USC (2/12/22)

Recorded a Triple-Double

By UCLA Kyle Anderson (13p, 12r, 11a), vs. Morehead State (11/22/13)
By Opponent Draymond Green (23p, 11r, 10a), Michigan State (3/17/11)

Played 45 or More Minutes

By UCLA J. Juzang (51), J. Jaquez Jr. (50), T. Campbell (50), at Arizona State, 3-OT (2/5/22)
By Opponent J. Heath (48), K. Lawrence (47), DJ Horne (46), at Arizona State, 3-OT (2/5/22)

Scored 20 or More Points off the Bench

By UCLA David Singleton, 22, vs. Washington (2/19/22)
By Opponent Marreon Jackson, 24, at Arizona State (2/5/22)

Scored 25 or More Points off the Bench

By UCLA Jordan Adams, 25, vs. James Madison (11/15/12)
By Opponent Alonzo Verge Jr., 26, at Arizona State (2/6/20)

Recorded 10 or More Rebounds off the Bench

By UCLA Cody Riley, 11, at Washington (2/28/22)
By Opponent Rodrigue Andela, 10, vs. Oregon State (3/11/21)

Game No. 1 – November 7, 2022
Pauley Pavilion – Los Angeles, Calif.
(8) UCLA 76, Sacramento State 50

SACRAMENTO STATE 50

NAME	FG	3FG	FT	R	PF	TP	A	MIN
A. Mawein	2-6	0-3	3-6	8	2	7	1	25
C. McRae	2-9	0-1	2-3	10	2	6	0	29
Z. Chappell	3-8	0-3	4-4	3	4	10	1	28
G. Hunt	4-11	0-2	1-2	4	1	9	4	24
A. Patterson	1-5	1-5	0-0	4	1	3	1	31
C. Wilbon	5-13	0-2	0-2	3	1	10	0	29
H. Marks	0-1	0-1	0-0	2	0	0	0	22
Q. Adams	1-1	0-0	0-0	0	1	2	0	5
T. Hardee	1-1	1-1	0-0	0	0	3	0	2
X. Ford	0-0	0-0	0-0	0	0	0	0	2
TOTALS	19-55	2-18	10-17	37	12	50	7	200

UCLA 76

NAME	FG	3FG	FT	R	PF	TP	A	MIN
K. Nwuba	2-2	0-0	0-0	3	4	4	0	24
J. Clark	7-7	1-1	2-2	8	3	17	4	29
A. Bailey	5-10	0-1	0-2	1	0	10	0	26
T. Campbell	6-14	2-4	0-0	1	2	14	4	27
J. Jaquez Jr.	7-9	0-0	0-0	7	1	14	2	32
M. Etienne	1-9	0-0	0-0	7	3	2	0	15
D. Singleton	5-6	3-3	0-0	2	1	13	1	25
D. Andrews	1-4	0-1	0-1	1	0	2	1	12
A. Canka	0-2	0-0	0-0	1	0	0	0	8
L. Cremonesi	0-0	0-0	0-0	0	0	0	0	2
R. Stong	0-1	0-0	0-0	0	0	0	0	1
TOTALS	34-64	6-10	2-5	33	14	76	12	200

Halftime Score – UCLA 39, Sacramento State 25. Team Rebounds – Sacramento State 3, UCLA 2. Turnovers – Sacramento State 21, UCLA 9. Technicals – UCLA: Mac Etienne. Attendance: 6,096. Officials – Kevin Brill, Bill Vinovich, James Ford.

Game No. 2 – November 11, 2022
Pauley Pavilion – Los Angeles, Calif.
(8) UCLA 93, Long Beach State 69

LONG BEACH STATE 69

NAME	FG	3FG	FT	R	PF	TP	A	MIN
L. Traore	5-9	0-0	4-4	7	1	14	1	28
A. Traore	4-5	0-0	1-1	7	2	9	1	26
M. Tsohonis	2-7	2-4	1-2	1	1	7	2	26
J. Murray	3-14	0-3	4-5	2	1	10	7	28
J. Jones	3-8	2-7	2-2	5	4	10	2	24
A. Stroud	1-5	0-0	0-0	4	1	2	0	12
T. Hunter	2-6	0-2	1-2	0	2	5	0	10
T. Rotegaard	1-4	1-4	0-0	0	2	3	0	11
A.J. George	1-2	0-0	1-1	3	1	3	0	17
C. Polynice	1-4	0-0	1-2	2	3	3	0	14
M. Monson	1-1	1-1	0-0	0	0	3	0	1
J. Hart Jr.	0-1	0-0	0-0	0	0	0	0	1
J. Yan	0-0	0-0	0-0	0	0	0	0	1
TOTALS	24-66	6-21	15-19	36	18	69	13	200

UCLA 93

NAME	FG	3FG	FT	R	PF	TP	A	MIN
A. Bona	4-4	0-0	0-0	8	3	8	1	17
J. Clark	6-12	1-4	3-3	7	3	16	5	27
A. Bailey	7-15	0-2	0-0	5	2	14	1	27
T. Campbell	7-14	2-6	2-2	1	3	18	2	26
J. Jaquez Jr.	4-14	2-4	2-4	8	3	12	2	30
D. Singleton	4-9	4-8	2-2	9	1	14	3	33
K. Nwuba	2-3	0-0	0-0	2	1	4	1	19
D. Andrews	1-2	0-0	0-0	1	1	2	1	11
M. Etienne	0-1	0-0	2-2	1	2	2	1	2
A. Canka	0-1	0-1	2-2	0	1	2	0	5
L. Cremonesi	0-0	0-0	1-2	0	0	1	0	1
R. Stong	0-0	0-0	0-0	0	0	0	0	1
TOTALS	35-75	9-25	14-17	47	20	93	17	200

Halftime Score – UCLA 48, Long Beach State 33. Team Rebounds – UCLA 5, Long Beach State 5. Turnovers – Long Beach State 17, UCLA 15. Technicals – Long Beach State: Joel Murray, Tone Hunter. Attendance: 9,811. Officials – Glen Mayberry, Mike Littlewood, Nate Harris.

Game No. 3 – November 14, 2022
Pauley Pavilion – Los Angeles, Calif.
(8) UCLA 86, Norfolk State 56

NORFOLK STATE 56

NAME	FG	3FG	FT	R	PF	TP	A	MIN
D. Tate	2-8	0-5	0-0	7	3	4	1	27
K. Bankston	8-11	0-0	1-1	9	1	17	1	36
C. Ings	3-6	0-3	0-0	0	1	6	1	24
G. Beale	2-4	0-0	0-0	2	2	4	0	19
J. Bryant	2-8	0-2	0-1	1	1	4	2	33
C. Brown	6-12	0-1	1-2	1	5	13	4	25
C. Ford	0-1	0-0	0-0	0	1	0	0	4
D. Anderson	2-3	2-3	0-0	1	3	6	0	21
T. Jones	0-0	0-0	0-0	0	0	0	0	1
J. Doumbia	1-2	0-0	0-0	0	2	2	0	8
Y. Sidibe	0-0	0-0	0-0	1	0	0	0	2
TOTALS	26-55	2-14	2-4	24	19	56	9	200

UCLA 86

NAME	FG	3FG	FT	R	PF	TP	A	MIN
A. Bona	3-5	0-0	4-8	5	1	10	1	22
J. Clark	7-11	5-8	0-0	9	2	19	0	25
A. Bailey	5-6	1-2	0-1	2	1	11	5	25
T. Campbell	5-11	1-5	0-0	1	0	11	7	28
J. Jaquez Jr.	5-9	1-3	1-2	2	1	12	4	30
K. Nwuba	1-2	0-0	0-0	3	4	2	3	14
D. Andrews	1-2	0-0	1-2	2	2	3	0	13
M. Etienne	0-0	0-0	0-0	1	0	0	0	4
D. Singleton	3-5	2-4	3-3	2	2	11	0	22
A. Canka	2-4	1-2	0-0	1	0	5	0	9
R. Stong	0-1	0-1	2-2	2	0	2	0	4
L. Cremonesi	0-0	0-0	0-0	0	0	0	0	4
TOTALS	32-56	11-25	11-18	32	13	86	20	200

Halftime Score – UCLA 46, Norfolk State 33. Team Rebounds – UCLA 2, Norfolk State 2. Turnovers – Norfolk State 13, UCLA 7. Technicals – None. Attendance: 6,056. Officials – Michael Irving, Frank Harvey III, Kelly Pfeifer.

Game No. 4 – November 18, 2022
T-Mobile Arena – Las Vegas, Nev.
(19) Illinois 79, (8) UCLA 70

ILLINOIS 79

NAME	FG	3FG	FT	R	PF	TP	A	MIN
M. Mayer	3-8	2-6	3-4	4	2	11	5	23
C. Hawkins	2-3	0-0	1-2	5	2	5	7	35
T. Shannon Jr.	9-13	8-9	3-7	10	2	29	3	38
RJ Melendez	1-4	1-3	0-0	1	0	3	0	18
S. Clark	3-7	1-4	3-3	5	2	10	1	28
J. Epps	1-6	0-3	2-2	4	1	4	2	23
T. Rodgers	0-1	0-0	0-0	1	2	0	0	7
D. Dainja	6-6	0-0	1-1	3	3	13	0	18
S. Harris	2-3	0-0	0-0	0	1	4	1	10
TOTALS	26-55	2-14	2-4	24	19	56	9	200

UCLA 70

NAME	FG	3FG	FT	R	PF	TP	A	MIN
A. Bona	2-3	0-0	1-1	2	3	5	2	21
J. Clark	3-8	0-0	1-3	6	2	7	2	32
A. Bailey	0-5	0-2	1-4	6	3	1	3	29
T. Campbell	9-23	4-9	0-0	2	1	22	4	37
J. Jaquez Jr.	8-22	1-4	3-5	9	4	20	5	39
D. Singleton	5-10	4-7	1-1	4	1	15	1	33
K. Nwuba	0-0	0-0	0-0	1	0	0	0	6
D. Andrews	0-1	0-0	0-0	0	1	0	0	3
TOTALS	27-72	9-22	7-14	39	15	70	17	200

Halftime Score – UCLA 37, Illinois 28. Team Rebounds – UCLA 9, Illinois 5. Turnovers – Illinois 21, UCLA 15. Technicals – Tyger Campbell (UCLA). Attendance: 8,707. Officials – Tony Padilla, Keith Kimble, Courtney Green.

DYLAN ANDREWS (2)

FRESHMAN – G – 6-2, 170 – Gardena, California (Compass Prep [Chandler, Arizona])

SEASON/CAREER BEST PERFORMANCES

Category	Season High	Career High
Points	3 vs. Norfolk State (Nov. 14, 2022)	3 vs. Norfolk State (Nov. 14, 2022)
Rebounds	2 vs. Norfolk State (Nov. 14, 2022)	2 vs. Norfolk State (Nov. 14, 2022)
Assists	1 (twice), last vs. Long Beach State (Nov. 11, 2022)	1 (twice), last vs. Long Beach State (Nov. 11, 2022)
Steals	1 (twice), last vs. Norfolk State (Nov. 14, 2022)	1 (twice), last vs. Norfolk State (Nov. 14, 2022)
Blocks	1 vs. Long Beach State (Nov. 11, 2022)	1 vs. Long Beach State (Nov. 11, 2022)
Minutes	13 vs. Norfolk State (Nov. 14, 2022)	13 vs. Norfolk State (Nov. 14, 2022)
FG Made	1 (3 times), last vs. Norfolk State (Nov. 14, 2022)	1 (3 times), last vs. Norfolk State (Nov. 14, 2022)
FG Att.	4 vs. Sacramento State (Nov. 7, 2022)	4 vs. Sacramento State (Nov. 7, 2022)
3PPG Made	–	–
3PPG Att.	1 vs. Sacramento State (Nov. 7, 2022)	1 vs. Sacramento State (Nov. 7, 2022)
FT Made	1 vs. Norfolk State (Nov. 14, 2022)	1 vs. Norfolk State (Nov. 14, 2022)
FT Att.	2 vs. Norfolk State (Nov. 14, 2022)	2 vs. Norfolk State (Nov. 14, 2022)

KEY NOTES ON DYLAN ANDREWS

- Has averaged 1.8 points and 1.0 rebounds in his first four collegiate games ... has made 3 of 9 shots from the field (33.3 percent)
- Attended Windward School (Los Angeles) for three years, before spending his senior season at Compass Prep in Chandler, Ariz.
- Was ranked the No. 40 player in his high school class by 247Sports.com (was also ranked No. 44 by ESPN.com)
- As a high school senior at Compass Prep (2021-22), he averaged 13.6 points, 3.2 rebounds and 2.6 assists per game
- As described by UCLA head coach Mick Cronin, "Dylan is the fastest guy I've coached, with the ball, in my time through 27 years in college."
- Led Compass Prep to the 2022 GEICO Nationals as the tournament's No. 6 seed (lost to No. 3-seed Montverde Academy, quarterfinals)
- As a youngster, he idolized Kobe Bryant ... says the NBA player who he would most like to have as a teammate is LeBron James

DYLAN ANDREWS' GAME-BY-GAME (2022-23)

DATE	OPP	G-GS	MIN	FG-FGA	PCT	3FG-A	PCT	FT-FTA	PCT	OR	DR	TOT	PF-DQ	A	TO	BS	S	PTS
11-07	Sacramento State	1-0	12:18	1-4	.250	0-1	.000	0-1	.000	0	1	1	0-0	1	0	0	1	2
11-11	Long Beach State	1-0	11:00	1-2	.500	0-0	.000	0-0	.000	1	0	1	1-0	1	0	1	0	2
11-14	Norfolk State	1-0	13:06	1-2	.500	0-0	.000	1-2	.500	2	0	2	2-0	0	0	0	1	3
11-18	vs. Illinois	1-0	2:48	0-1	.000	0-0	.000	0-0	.000	0	0	0	1-0	0	1	0	0	0
TOTALS		4-0	39:13	3-9	.333	0-1	.000	1-3	.333	3	1	4	4-0	2	1	1	2	7

DYLAN ANDREWS' CAREER STATISTICS

Season	Yr.	G-GS	MIN	MPG	FG-FGA	PCT	3FG-A	PCT	FT-FTA	PCT	OR	DR	TOT	RPG	PF-DQ	A	TO	BS	S	PTS	PPG
2022-23	FR	4-0	39	9.8	3-9	.333	0-1	.000	1-3	.333	3	1	4	1.0	4-0	2	1	1	2	7	1.8
CAREER		4-0	39	9.8	3-9	.333	0-1	.000	1-3	.333	3	1	4	1.0	4-0	2	1	1	2	7	1.8

AMARI BAILEY (5)

FRESHMAN – G – 6-5, 185 – Chicago, Illinois (Sierra Canyon School [Chatsworth, California])

SEASON/CAREER BEST PERFORMANCES

Category	Season High	Career High
Points	14 vs. Long Beach State (Nov. 11, 2022)	14 vs. Long Beach State (Nov. 11, 2022)
Rebounds	5 vs. Long Beach State (Nov. 11, 2022)	5 vs. Long Beach State (Nov. 11, 2022)
Assists	5 vs. Norfolk State (Nov. 14, 2022)	5 vs. Norfolk State (Nov. 14, 2022)
Steals	1 (3 times), last vs. Norfolk State (Nov. 14, 2022)	1 (3 times), last vs. Norfolk State (Nov. 14, 2022)
Blocks	–	–
Minutes	28 vs. Illinois (Nov. 18, 2022)	28 vs. Illinois (Nov. 18, 2022)
FG Made	7 vs. Long Beach State (Nov. 11, 2022)	7 vs. Long Beach State (Nov. 11, 2022)
FG Att.	15 vs. Long Beach State (Nov. 11, 2022)	15 vs. Long Beach State (Nov. 11, 2022)
3PF Made	1 vs. Norfolk State (Nov. 14, 2022)	1 vs. Norfolk State (Nov. 14, 2022)
3PF Att.	2 (3 times), last vs. Illinois (Nov. 18, 2022)	2 (3 times), last vs. Illinois (Nov. 18, 2022)
FT Made	1 vs. Illinois (Nov. 18, 2022)	1 vs. Illinois (Nov. 18, 2022)
FT Att.	4 vs. Illinois (Nov. 18, 2022)	4 vs. Illinois (Nov. 18, 2022)

KEY NOTES ON AMARI BAILEY

- Has averaged 9.0 points, 3.5 rebounds and 2.3 assists in four games this season ... has shot 47.2 percent overall (17-for-36)
- Scored at least 10 points in each of his first three games, totaling a season-high 14 points in a win against Long Beach State (Nov. 11, 2022)
- One of 20 players listed to the preseason watch list for the Jerry West Shooting Guard of the Year Award
- Was a four-year varsity basketball letterwinner at Sierra Canyon School in Chatsworth, Calif., and earned McDonald's All-America acclaim in 2021-22
- Was ranked as the No. 5 player in his high school class by ESPN.com (also was ranked No. 7 by 247Sports.com)
- As a high school senior, averaged 18.5 points, 5.6 rebounds and 2.6 assists in 15 games with Sierra Canyon
- Helped lead Sierra Canyon to a 26-5 overall record in 2021-22, advancing to the CIF State Open Division regional title game against Corona Centennial HS
- During his junior season (2020-21), averaged 28.2 points, 8.1 rebounds and 6.2 assists in a pandemic-shortened high school season (played in all 18 games)
- Finished his junior season at Sierra Canyon with three triple-doubles ... was named the MaxPreps.com California Player of the Year in 2021

AMARI BAILEY'S GAME-BY-GAME (2022-23)

DATE	OPP	G-GS	MIN	FG-FGA	PCT	3FG-A	PCT	FT-FTA	PCT	OR	DR	TOT	PF-DQ	A	TO	BS	S	PTS
11-07	Sacramento State	1-1	26:08	5-10	.500	0-1	.000	0-2	.000	0	1	1	0-0	0	0	0	1	10
11-11	Long Beach State	1-1	27:07	7-15	.467	0-2	.000	0-0	.000	0	5	5	2-0	1	5	0	1	14
11-14	Norfolk State	1-1	25:28	5-6	.833	1-2	.500	0-1	.000	0	2	2	1-0	5	0	0	1	11
11-18	vs. Illinois	1-1	28:32	0-5	.000	0-2	.000	1-4	.250	1	5	6	3-0	3	3	0	2	1
TOTALS		4-4	107:15	17-36	.472	1-7	.143	1-7	.143	1	13	14	6-0	9	8	0	5	36

AMARI BAILEY'S CAREER STATISTICS

Season	Yr.	G-GS	MIN	MPG	FG-FGA	PCT	3FG-A	PCT	FT-FTA	PCT	OR	DR	TOT	RPG	PF-DQ	A	TO	BS	S	PTS	PPG
2022-23	FR	4-4	107	26.8	17-36	.472	1-7	.143	1-7	.143	1	13	14	3.5	6-0	9	8	0	5	36	9.0
CAREER		4-4	107	26.8	17-36	.472	1-7	.143	1-7	.143	1	13	14	3.5	6-0	9	8	0	5	36	9.0

ADEM BONA (3)

FRESHMAN – F – 6-10, 235 – Ebonyi, Nigeria (Prolific Prep [Napa, California])

SEASON/CAREER BEST PERFORMANCES

Category	Season High	Career High
Points	10 vs. Norfolk State (Nov. 14, 2022)	10 vs. Norfolk State (Nov. 14, 2022)
Rebounds	8 vs. Long Beach State (Nov. 11, 2022)	8 vs. Long Beach State (Nov. 11, 2022)
Assists	2 vs. Illinois (Nov. 18, 2022)	2 vs. Illinois (Nov. 18, 2022)
Steals	1 (twice), last vs. Illinois (Nov. 18, 2022)	1 (twice), last vs. Illinois (Nov. 18, 2022)
Blocks	2 (twice), last vs. Illinois (Nov. 18, 2022)	2 (twice), last vs. Illinois (Nov. 18, 2022)
Minutes	22 vs. Norfolk State (Nov. 14, 2022)	22 vs. Norfolk State (Nov. 14, 2022)
FG Made	4 vs. Long Beach State (Nov. 11, 2022)	4 vs. Long Beach State (Nov. 11, 2022)
FG Att.	5 vs. Norfolk State (Nov. 14, 2022)	5 vs. Norfolk State (Nov. 14, 2022)
3PM Made	–	–
3PM Att.	–	–
FT Made	4 vs. Norfolk State (Nov. 14, 2022)	4 vs. Norfolk State (Nov. 14, 2022)
FT Att.	8 vs. Norfolk State (Nov. 14, 2022)	8 vs. Norfolk State (Nov. 14, 2022)

KEY NOTES ON ADEM BONA

- Has averaged 7.7 points and 5.0 rebounds in his first three games ... had 10 points and five rebounds in UCLA's win against Norfolk State (Nov. 14, 2022)
- Was a two-year varsity basketball letterwinner at Prolific Prep (Napa, Calif.) ... was selected to play in the 2022 McDonald's All-American Game
- Also was chosen to the rosters for the 2022 Jordan Brand Classic in Chicago, Ill.
- Was ranked No. 15 in the nation in his high school class in the 247Sports.com composite recruit rankings (also was rated No. 16, nationally, by ESPN.com)
- As a senior at Prolific Prep in 2021-22, averaged 15.5 points, 10.5 rebounds, 3.5 blocks and 2.5 assists per game
- Secured honorable mention All-America acclaim by MaxPreps.com at the conclusion of the high school season
- Helped lead Prolific Prep to a 26-7 record in 2021-22, as the high school program finished the year ranked No. 16 in the ESPN high school top 25 rankings
- Grew up in Lagos, Nigeria ... his parents are from the Ebonyi State (Nigeria) ... lists his hometown as "Ebonyi" in honor of his family

ADEM BONA'S GAME-BY-GAME (2022-23)

DATE	OPP	G-GS	MIN	FG-FGA	PCT	3FG-A	PCT	FT-FTA	PCT	OR	DR	TOT	PF-DQ	A	TO	BS	S	PTS
11-07	Sacramento State	–	DNP	–	–	–	–	–	–	–	–	–	–	–	–	–	–	–
11-11	Long Beach State	1-1	17:28	4-4	1.000	0-0	.000	0-0	.000	4	4	8	3-0	1	1	0	1	8
11-14	Norfolk State	1-1	22:11	3-5	.600	0-0	.000	4-8	.500	4	1	5	1-0	1	1	2	0	10
11-18	vs. Illinois	1-1	20:42	2-3	.667	0-0	.000	1-1	1.000	1	1	2	3-0	2	0	2	1	5
TOTALS		3-3	60:21	9-12	.750	0-0	.000	5-9	.556	9	6	15	7-0	4	2	4	2	23

ADEM BONA'S CAREER STATISTICS

Season	Yr.	G-GS	MIN	MPG	FG-FGA	PCT	3FG-A	PCT	FT-FTA	PCT	OR	DR	TOT	RPG	PF-DQ	A	TO	BS	S	PTS	PPG
2022-23	FR	3-3	60	20.1	9-12	.750	0-0	.000	5-9	.556	9	6	15	5.0	7-0	4	2	4	2	23	7.7
CAREER		3-3	60	20.1	9-12	.750	0-0	.000	5-9	.556	9	6	15	5.0	7-0	4	2	4	2	23	7.7

TYGER CAMPBELL (10)

REDSHIRT SENIOR – G – 5-11, 180 – Cedar Rapids, Iowa (La Lumiere School [La Porte, Indiana])

SEASON/CAREER BEST PERFORMANCES

Category	Season High	Career High
Points	22 vs. Illinois (Nov. 18, 2022)	27 at USC (Feb. 12, 2022)
Rebounds	2 vs. Illinois (Nov. 18, 2022)	7 (twice), last vs. Colorado (Dec. 1, 2021)
Assists	7 vs. Norfolk State (Nov. 14, 2022)	14 vs. Arizona State (Feb. 27, 2020)
Steals	3 (twice), last vs. Illinois (Nov. 18, 2022)	4 (3 times), last vs. Oregon State (Jan. 15, 2022)
Blocks	–	1 (5 times), last vs. North Carolina (March 25, 2022)
Minutes	37 vs. Illinois (Nov. 18, 2022)	52 vs. Pepperdine (Nov. 27, 2020)
FG Made	9 vs. Illinois (Nov. 18, 2022)	9 vs. Illinois (Nov. 18, 2022)
FG Att.	23 vs. Illinois (Nov. 18, 2022)	23 vs. Illinois (Nov. 18, 2022)
3PM Made	4 vs. Illinois (Nov. 18, 2022)	4 (4 times), last vs. Illinois (Nov. 18, 2022)
3PM Att.	9 vs. Illinois (Nov. 18, 2022)	9 (twice), last vs. Illinois (Nov. 18, 2022)
FT Made	2 vs. Long Beach State (Nov. 11, 2022)	13 at USC (Feb. 12, 2022)
FT Att.	2 vs. Long Beach State (Nov. 11, 2022)	14 at USC (Feb. 12, 2022)

KEY NOTES ON TYGER CAMPBELL

- Has averaged 16.3 points and 4.3 assists in four games this season ... has shot 41.6 percent from the field ... has totaled 17 assists and seven turnovers
- Was named a preseason first-team All-Pac-12 selection (as voted by the media), prior to the 2022-23 season
- Has become the 60th UCLA player to have scored at least 1,000 career points ... crossed UCLA's 1,000-career-point plateau in the win over Long Beach State (Nov. 11, 2022)
- Named to the 50-person watch list for the John R. Wooden Award, as announced on Tuesday, Nov. 15 (Campbell and teammate Jaime Jaquez Jr. are on the preseason list)
- One of 20 players listed to the preseason watch list for the Bob Cousy Point Guard of the Year Award (Campbell was one of five finalists last season)
- Has scored in double figures in 54 career games, now in his fourth season ... scored at least 10 points in 23 games last season and in all four games this year
- Last season, he registered career-high percentages from the field (44.4% overall), from the 3-point arc (41.0%) and at the free throw line (83.8%)
- As a junior and sophomore, he secured first-team All-Pac-12 honors (the Pac-12 lists 10 players as first-team selections and five players as second-team selections)
- Last season, he ranked No. 6 in the nation in assist-turnover ratio (3.2) and No. 1 among all Pac-12 players (had 144 assists, 44 turnovers in 33 games)
- Last season, he shot a career-best 41.0 percent from beyond the 3-point arc ... ranked No. 5 in the Pac-12 in 3-point shooting percentage
- Has ranked among the Pac-12's top three players in assists per game in 2019-20, 2020-21 and 2021-22
- Currently ranks No. 9 on UCLA's career assists list (486) ... trails Roy Hamilton (512 assists, at No. 8) by 26 assists on the Bruins' career list
- Last season, he scored a career-high 27 points in the Bruins' 67-64 loss at USC (Feb. 12, 2022) ... made 6 of 13 shots in that game and was 13-for-14 at the free throw line
- Redshirted the 2018-19 season ... missed the entire year, recovering from an ACL tear in his left knee (injury sustained Oct. 7, 2018)

TYGER CAMPBELL'S GAME-BY-GAME (2022-23)

DATE	OPP	G-GS	MIN	FG-FGA	PCT	3FG-A	PCT	FT-FTA	PCT	OR	DR	TOT	PF-DQ	A	TO	BS	S	PTS
11-07	Sacramento State	1-1	26:41	6-14	.429	2-4	.500	0-0	.000	0	1	1	2-0	4	0	0	1	14
11-11	Long Beach State	1-1	25:45	7-14	.500	2-6	.333	2-2	1.000	0	1	1	3-0	2	2	0	0	18
11-14	Norfolk State	1-1	27:36	5-11	.455	1-5	.200	0-0	.000	1	0	1	0-0	7	0	0	3	11
11-18	vs. Illinois	1-1	37:16	9-23	.391	4-9	.444	0-0	.000	2	0	2	1-0	4	5	0	3	22
TOTALS		4-4	117:18	27-62	.435	9-24	.375	2-2	1.000	3	2	5	6-0	17	7	0	7	65

TYGER CAMPBELL'S CAREER STATISTICS

Season	Yr.	G-GS	MIN	MPG	FG-FGA	PCT	3FG-A	PCT	FT-FTA	PCT	OR	DR	TOT	RPG	PF-DQ	A	TO	BS	S	PTS	PPG
2019-20	FR	31-31	931	30.0	87-243	.358	24-90	.267	58-86	.674	20	54	74	2.4	62-0	156	56	0	26	256	8.3
2020-21	SO	32-32	1078	33.7	127-296	.429	18-72	.250	61-79	.772	10	56	66	2.1	63-1	172	59	1	34	333	10.4
2021-22	JR	33-33	1065	32.3	138-311	.444	50-122	.410	67-80	.838	14	68	82	2.5	62-2	144	44	4	34	393	11.9
2022-23	SR	4-4	117	29.3	27-62	.435	9-24	.375	2-2	1.000	3	2	5	1.3	6-0	17	7	0	7	65	16.3
CAREER		100-100	3191	31.9	379-912	.416	101-308	.328	188-247	.761	47	180	227	2.3	193-3	486	166	5	101	1047	10.5

ABRAMO CANKA (1)

FRESHMAN – G/F – 6-6, 200 – Genoa, Italy (Istituto Paritario “G. Papi”)

SEASON/CAREER BEST PERFORMANCES

Category	Season High	Career High
Points	5 vs. Norfolk State (Nov. 14, 2022)	5 vs. Norfolk State (Nov. 14, 2022)
Rebounds	1 (twice), last vs. Norfolk State (Nov. 14, 2022)	1 (twice), last vs. Norfolk State (Nov. 14, 2022)
Assists	–	–
Steals	–	–
Blocks	–	–
Minutes	9 vs. Norfolk State (Nov. 14, 2022)	9 vs. Norfolk State (Nov. 14, 2022)
FG Made	–	–
FG Att.	2 vs. Sacramento State (Nov. 7, 2022)	2 vs. Sacramento State (Nov. 7, 2022)
3PMG Made	1 vs. Norfolk State (Nov. 14, 2022)	1 vs. Norfolk State (Nov. 14, 2022)
3PMG Att.	1 (twice), last vs. Norfolk State (Nov. 14, 2022)	1 (twice), last vs. Norfolk State (Nov. 14, 2022)
FT Made	2 vs. Long Beach State (Nov. 11, 2022)	2 vs. Long Beach State (Nov. 11, 2022)
FT Att.	2 vs. Long Beach State (Nov. 11, 2022)	2 vs. Long Beach State (Nov. 11, 2022)

KEY NOTES ON ABRAMO CANKA (last name, pronounced ZAHN-kuh)

- Scored five points, knocking down his first collegiate 3-pointer, in the Bruins' 86-56 win against Norfolk State (Nov. 14, 2022)
- Enrolled at UCLA in August of 2022, as a freshman, after having grown up in Genoa, Italy (in Italy, the city is known as Genova)
- Attended Istituto Paritario “G. Papi” for one year (Italy) and ITIS Biagio Pascal Roma for four years ... students in Italy will typically attend high school for five years
- Competed within the Italian National Team program at various age levels through his teenage and high school years
- Represented Italy in July 2022 at the FIBA Under 20 European Championships, averaging 9.4 points, 2.1 rebounds and 1.4 assists in seven games
- Shot 45.6 percent from the field at the 2022 FIBA Under 20 European Championships (hosted in Podgorica, Montenegro)
- Played for Stella Azzurra Roma at the Adidas Next Generation Tournament in January 2020 (tournament was hosted in Munich, Germany)

ABRAMO CANKA'S GAME-BY-GAME (2022-23)

DATE	OPP	G-GS	MIN	FG-FGA	PCT	3FG-A	PCT	FT-FTA	PCT	OR	DR	TOT	PF-DQ	A	TO	BS	S	PTS
11-07	Sacramento State	1-0	8:08	0-2	.000	0-0	.000	0-0	.000	0	1	1	0-0	0	1	0	0	0
11-11	Long Beach State	1-0	5:06	0-1	.000	0-1	.000	2-2	1.000	0	0	0	1-0	0	0	0	0	2
11-14	Norfolk State	1-0	9:14	2-4	.500	1-2	.500	0-0	.000	1	0	1	0-0	0	0	0	0	5
11-18	vs. Illinois	–	DNP	–	–	–	–	–	–	–	–	–	–	–	–	–	–	–
TOTALS		3-0	22:29	2-7	.286	1-3	.333	2-2	1.000	1	1	2	1-0	0	1	0	0	7

ABRAMO CANKA'S CAREER STATISTICS

Season	Yr.	G-GS	MIN	MPG	FG-FGA	PCT	3FG-A	PCT	FT-FTA	PCT	OR	DR	TOT	RPG	PF-DQ	A	TO	BS	S	PTS	PPG
2022-23	FR	3-0	22	7.5	2-7	.286	1-3	.333	2-2	1.000	1	1	2	0.7	1-0	0	1	0	0	7	2.3
CAREER		3-0	22	7.5	2-	.286	1-3	.333	2-2	1.000	1	1	2	0.7	1-0	0	1	0	0	7	2.3

JAYLEN CLARK (0)

JUNIOR – G – 6-5, 205 – Riverside, Calif. (Etiwanda HS)

SEASON/CAREER BEST PERFORMANCES

Category	Season High	Career High
Points	19 vs. Norfolk State (Nov. 14, 2022)	25 vs. Washington (Feb. 19, 2022)
Rebounds	9 vs. Norfolk State (Nov. 14, 2022)	11 vs. Washington State (Feb. 17, 2022)
Assists	5 vs. Long Beach State (Nov. 11, 2022)	5 (twice), last vs. Long Beach State (Nov. 11, 2022)
Steals	7 vs. Sacramento State (Nov. 7, 2022)	7 vs. Sacramento State (Nov. 7, 2022)
Blocks	1 (twice), last vs. Norfolk State (Nov. 14, 2022)	2 at Washington State (Feb. 11, 2021)
Minutes	32 vs. Illinois (Nov. 18, 2022)	32 vs. Illinois (Nov. 18, 2022)
FG Made	7 (twice), last vs. Norfolk State (Nov. 14, 2022)	12 vs. Washington (Feb. 19, 2022)
FG Att.	12 vs. Long Beach State (Nov. 11, 2022)	16 (twice), last vs. Arizona State (Feb. 21, 2022)
3PPG Made	5 vs. Norfolk State (Nov. 14, 2022)	5 vs. Norfolk State (Nov. 14, 2022)
3PPG Att.	8 vs. Norfolk State (Nov. 14, 2022)	8 vs. Norfolk State (Nov. 14, 2022)
FT Made	3 vs. Long Beach State (Nov. 11, 2022)	4 (twice), last vs. Gonzaga (Nov. 23, 2021)
FT Att.	3 (twice), last vs. Illinois (Nov. 18, 2022)	7 vs. Washington State (Feb. 17, 2022)

KEY NOTES ON JAYLEN CLARK

- Averaged 14.8 points and a team-leading 7.5 rebounds in four games ... has totaled 14 steals and 11 assists (3.5 spg, 2.8 apg)
- Scored a season-high 19 points (and had nine rebounds) in the team's win over Norfolk State (Nov. 14, 2022)
- Finished with 17 points, eight rebounds and seven steals in the season-opening win versus Sacramento State (Nov. 7, 2022)
- Against Sacramento State (Nov. 7, 2022), recorded the most steals (7) in a game by a UCLA player since Jordan Adams had eight steals in a win over Sacramento State (Nov. 18, 2013)
- Was named a preseason honorable mention All-Pac-12 selection (as selected by the media), prior to the 2022-23 campaign
- Last season, averaged 6.7 points, 3.8 rebounds, 1.1 steals and 1.0 assists in 29 games ... totaled at least 10 points in seven games
- Last season, was one of five players to secure Pac-12 All-Defensive Team honors, along with teammates Jaime Jaquez Jr. and Myles Johnson
- Last season, scored a career-high 25 points in UCLA's 76-50 win against Washington (Feb. 19, 2022) ... made 12 of 16 shots in that win and totaled five rebounds
- Has tallied one career double-double ... last season, had 18 points, 11 rebounds, five assists and four steals in UCLA's 76-56 win over Washington State (Feb. 17, 2022)
- During his freshman season, totaled a season-best nine rebounds in 18 minutes off the bench in the Sweet 16 as UCLA defeated Alabama, 88-78, in overtime (March 28, 2021)
- Spent his senior year of high school (2019-20) at Etiwanda HS ... averaged 18.5 points, 6.4 rebounds, 2.7 assists and 2.6 steals per game ... led his team to a 30-4 record as a senior
- Attended Centennial High School (Corona, Calif.) for his first three years of high school ... was on the varsity squad all three seasons at Centennial HS
- As a youngster, idolized 6-foot-5 shooting guard Ray Allen because of his "perfect jumper and his all-around game"

JAYLEN CLARK'S GAME-BY-GAME (2022-23)

DATE	OPP	G-GS	MIN	FG-FGA	PCT	3FG-A	PCT	FT-FTA	PCT	OR	DR	TOT	PF-DQ	A	TO	BS	S	PTS
11-07	Sacramento State	1-1	28:29	7-7	1.000	1-1	1.000	2-2	1.000	3	5	8	3-0	4	5	1	7	17
11-11	Long Beach State	1-1	26:52	6-12	.500	1-4	.250	3-3	1.000	2	5	7	3-0	5	2	0	4	16
11-14	Norfolk State	1-1	24:46	7-11	.636	5-8	.625	0-0	.000	0	9	9	2-0	0	1	1	2	19
11-18	vs. Illinois	1-1	32:24	3-8	.375	0-0	.000	1-3	.333	1	5	6	2-0	2	2	0	1	7
TOTALS		4-4	112:30	23-38	.605	7-13	.538	6-8	.750	6	24	30	10-0	11	10	2	14	59

JAYLEN CLARK'S CAREER STATISTICS

Season	Yr.	G-GS	MIN	MPG	FG-FGA	PCT	3FG-A	PCT	FT-FTA	PCT	OR	DR	TOT	RPG	PF-DQ	A	TO	BS	S	PTS	PPG
2020-21	FR	31-0	280	9.0	29-58	.500	2-10	.200	18-24	.750	31	44	75	2.4	33-0	6	12	5	4	78	2.5
2021-22	SO	29-6	524	18.1	81-160	.506	7-27	.259	26-48	.542	45	65	110	3.8	56-0	30	20	5	33	195	6.7
2022-23	JR	4-4	113	28.1	23-38	.605	7-13	.538	6-8	.750	6	24	30	7.5	10-0	11	10	2	14	59	14.8
CAREER		64-10	916	14.3	133-256	.520	16-50	.320	50-80	.625	82	133	215	3.4	99-0	47	42	12	51	332	5.2

LOGAN CREMONESI (20)

REDSHIRT SOPHOMORE – F – 6-8, 220 – Oceanside, California (Mater Dei HS)

SEASON/CAREER BEST PERFORMANCES

Category	Season High	Career High
Points	1 vs. Long Beach State (Nov. 11, 2022)	1 vs. Long Beach State (Nov. 11, 2022)
Rebounds	–	1 vs. Washington State (Jan. 14, 2021)
Assists	–	–
Steals	–	–
Blocks	–	–
Minutes	4 vs. Norfolk State (Nov. 14, 2022)	4 vs. Norfolk State (Nov. 14, 2022)
FG Made	–	–
FG Att.	–	1 at Utah (Feb. 25, 2021)
3PFM Made	–	–
3PFM Att.	–	–
FT Made	1 vs. Long Beach State (Nov. 11, 2022)	1 vs. Long Beach State (Nov. 11, 2022)
FT Att.	2 vs. Long Beach State (Nov. 11, 2022)	2 (twice), last vs. Long Beach State (Nov. 11, 2022)

KEY NOTES ON LOGAN CREMONESI

- Has played in eight career games (including three games this season) ... redshirted the 2021-22 season
- Made his collegiate debut during the second half of UCLA's 83-56 home victory versus San Diego during his freshman season (Dec. 9, 2020)
- Spent his final three years of high school at Mater Dei High School in Santa Ana, Calif.
- As a senior at Mater Dei (2019-20), averaged 2.7 points and 2.3 rebounds per game in 32 contests
- Was a two-time recipient of Mater Dei basketball's annual Coaches' Award ... in 2019-20, helped the Monarchs compile 25-8 record and a 9-1 record in the Trinity League
- During his senior season at Mater Dei, the basketball team advanced to the semifinal round of the CIF Southern California Regional Open Division playoffs (lost to Etiwanda, 65-61)
- Grew up in Oceanside, Calif., and was born in Chicago ... as a youngster, idolized Chicago Bulls' great Michael Jordan
- Spent his freshman year of high school at El Camino High School in Oceanside, Calif.

LOGAN CREMONESI'S GAME-BY-GAME (2022-23)

DATE	OPP	G-GS	MIN	FG-FGA	PCT	3FG-A	PCT	FT-FTA	PCT	OR	DR	TOT	PF-DQ	A	TO	BS	S	PTS
11-07	Sacramento State	1-0	1:48	0-0	.000	0-0	.000	0-0	.000	0	0	0	0-0	0	0	0	0	0
11-11	Long Beach State	1-0	1:29	0-0	.000	0-0	.000	1-2	.500	0	0	0	0-0	0	0	0	0	1
11-14	Norfolk State	1-0	3:45	0-0	.000	0-0	.000	0-0	.000	0	0	0	0-0	0	1	0	0	0
11-18	vs. Illinois	–	DNP	–	–	–	–	–	–	–	–	–	–	–	–	–	–	–
TOTALS		3-0	7:02	0-0	.000	0-0	.000	1-2	.500	0	0	0	0-0	0	1	0	0	1

LOGAN CREMONESI'S CAREER STATISTICS

Season	Yr.	G-GS	MIN	MPG	FG-FGA	PCT	3FG-A	PCT	FT-FTA	PCT	OR	DR	TOT	RPG	PF-DQ	A	TO	BS	S	PTS	PPG
2020-21	FR	5-0	5	1.0	0-1	.000	0-0	.000	0-2	.000	0	1	1	0.2	1-0	0	0	0	0	0	0.0
2021-22	–	0-0	0	–	0-0	–	0-0	–	0-0	–	0	0	0	–	0-0	0	0	0	0	0	–
2022-23	SO	3-0	7	2.3	0-0	.000	0-0	.000	1-2	.500	0	0	0	0.0	0-0	0	1	0	0	1	0.3
CAREER		8-0	12	1.5	0-1	.000	0-0	.000	1-4	.250	0	1	1	0.1	1-0	0	1	0	0	1	0.1

MAC ETIENNE (12)

RS FRESHMAN – F – 6-10, 230 – New York, N.Y. (Suffield Academy [Suffield, Connecticut])

SEASON/CAREER BEST PERFORMANCES

Category	Season High	Career High
Points	2 (twice), last vs. Long Beach State (Nov. 11, 2022)	9 vs. Arizona State (Feb. 20, 2021)
Rebounds	7 vs. Sacramento State (Nov. 7, 2022)	7 vs. Sacramento State (Nov. 7, 2022)
Assists	1 vs. Long Beach State (Nov. 11, 2022)	2 vs. USC (March 6, 2021)
Steals	2 vs. Sacramento State (Nov. 7, 2022)	2 vs. Sacramento State (Nov. 7, 2022)
Blocks	4 vs. Sacramento State (Nov. 7, 2022)	2 at USC (Feb. 6, 2021)
Minutes	14 vs. Sacramento State (Nov. 7, 2022)	28 at USC (Feb. 6, 2021)
FG Made	1 vs. Sacramento State (Nov. 7, 2022)	4 at USC (Feb. 6, 2021)
FG Att.	9 vs. Sacramento State (Nov. 7, 2022)	9 vs. Sacramento State (Nov. 7, 2022)
3PM Made	–	–
3PM Att.	–	–
FT Made	2 vs. Long Beach State (Nov. 11, 2022)	3 vs. Arizona State (Feb. 20, 2021)
FT Att.	2 vs. Long Beach State (Nov. 11, 2022)	3 (twice), last vs. Arizona State (Feb. 20, 2021)

KEY NOTES ON MAC ETIENNE

- Has averaged 1.3 points, 3.0 rebounds and 1.7 blocks in three games this season ... totaled a career-high four blocks in the team's season-opening game (Nov. 7, 2022)
- Did not play in 2021-22, due to a right knee injury (torn ACL, sustained in late Oct. 2021) ... had knee surgery in Nov. 2021
- Regarding years of eligibility, due to the COVID-19 pandemic (allowing student-athletes an extra year of eligibility in 2020-21), Etienne is currently listed as a redshirt freshman
- Enrolled at UCLA midway through the 2020-21 academic year (late Dec. 2020) ... played in 13 games from Feb. 2021 through April 2021
- As a true freshman in 2020-21, he registered 2.6 points and 2.8 rebounds in 11.4 minutes per game (through 13 games, including one start)
- Spent his final two seasons of high school at Suffield Academy (Suffield, Conn.) ... those school years were 2018-19 and 2019-20
- During the 2019-20 high school season, he averaged 15.0 points, 13.0 rebounds and 4.0 blocked shots per game at Suffield Academy (Connecticut)
- Named the 2019-20 Gatorade Boys' Basketball Player of the Year in Connecticut ... was ranked as the nation's No. 5 center in his high school class by 247Sports.com
- Was ranked the No. 31 player in the Class of 2021 by 247Sports.com ... was also listed among the top 60 players by Rivals.com and ESPN.com
- Competed for the Nike PSA Cardinals AAU program while in high school ... Etienne grew up in New York City (Manhattan)

MAC ETIENNE'S GAME-BY-GAME (2022-23)

DATE	OPP	G-GS	MIN	FG-FGA	PCT	3FG-A	PCT	FT-FTA	PCT	OR	DR	TOT	PF-DQ	A	TO	BS	S	PTS
11-07	Sacramento State	1-0	14:36	1-9	.111	0-0	.000	0-0	.000	4	3	7	3-0	0	0	4	2	2
11-11	Long Beach State	1-0	2:20	0-1	.000	0-0	.000	2-2	1.000	1	0	1	2-0	1	0	0	0	2
11-14	Norfolk State	1-0	3:46	0-0	.000	0-0	.000	0-0	.000	0	1	1	0-0	0	0	1	0	0
11-18	vs. Illinois	–	DNP	–	–	–	–	–	–	–	–	–	–	–	–	–	–	–
TOTALS		3-0	20:43	1-10	.100	0-0	.000	2-2	1.000	5	4	9	5-0	1	0	5	2	4

MAC ETIENNE'S CAREER STATISTICS

Season	Yr.	G-GS	MIN	MPG	FG-FGA	PCT	3FG-A	PCT	FT-FTA	PCT	OR	DR	TOT	RPG	PF-DQ	A	TO	BS	S	PTS	PPG
2020-21	FR	13-1	148	11.4	15-25	.600	0-0	.000	4-12	.333	12	25	37	2.8	13-0	3	8	2	2	34	2.6
2021-22	–	0-0	0	–	0-0	–	0-0	–	0-0	–	0	0	0	–	0-0	0	0	0	0	0	–
2022-23	SO	3-0	21	6.9	1-10	.100	0-0	.000	2-2	1.000	5	4	9	3.0	5-0	1	0	5	2	4	1.3
CAREER		16-1	169	10.5	16-35	.457	0-0	.000	6-14	.429	17	29	46	2.9	18-0	4	8	7	4	38	2.4

JAIME JAQUEZ JR. (24)

SENIOR – G/F – 6-7, 225 – Camarillo, Calif. (Camarillo HS)

SEASON/CAREER BEST PERFORMANCES

Category	Season High	Career High
Points	20 vs. Illinois (Nov. 18, 2022)	30 at Washington (Feb. 28, 2022)
Rebounds	8 (twice), last vs. Illinois (Nov. 18, 2022)	13 vs. Villanova (Nov. 12, 2021)
Assists	5 vs. Illinois (Nov. 18, 2022)	6 vs. Akron (March 17, 2022)
Steals	3 vs. Illinois (Nov. 18, 2022)	4 (5 times), last vs. California (Jan. 27, 2022)
Blocks	2 vs. Long Beach State (Nov. 11, 2022)	4 vs. San Diego (Dec. 9, 2020)
Minutes	39 vs. Illinois (Nov. 18, 2022)	55 vs. Pepperdine (Nov. 27, 2020)
FG Made	8 vs. Illinois (Nov. 18, 2022)	11 (twice), last at Washington (Feb. 28, 2022)
FG Att.	22 vs. Illinois (Nov. 18, 2022)	22 (twice), last vs. Illinois (Nov. 18, 2022)
3PPG Made	2 vs. Long Beach State (Nov. 11, 2022)	3 (5 times), last vs. Michigan State (March 18, 2021)
3PPG Att.	4 (twice), last vs. Illinois (Nov. 18, 2022)	7 (twice), last at Stanford (Jan. 23, 2021)
FT Made	3 vs. Illinois (Nov. 18, 2022)	10 at Arizona State (Feb. 5, 2022)
FT Att.	5 vs. Illinois (Nov. 18, 2022)	13 at Arizona State (Feb. 5, 2022)

KEY NOTES ON JAIME JAQUEZ JR. (pronounced HY-may HAH-kez)

- Has averaged 14.5 points and 6.3 rebounds through the Bruins' first four games ... has totaled 13 assists (3.3 apg) and five steals
- Was named a preseason first-team All-America selection by CBS Sports and by The Athletic ... preseason second-team All-America honoree by Sporting News
- Was named to the 50-person watch list for the John R. Wooden Award, as announced on Tuesday, Nov. 15 (Jaquez Jr. and teammate Tyger Campbell are on the preseason list)
- Through 101 career games, has averaged 11.9 points and 5.6 rebounds per game ... now in his fourth season at UCLA
- Has scored at least 10 points in 64 career games ... has totaled at least 20 points in 10 career contests
- Has twice earned All-Pac-12 honors ... was a second-team all-league selection as a sophomore (2020-21) and a first-team all-league honoree last season (2021-22)
- Was selected to the five-man Pac-12 All-Defensive Team the past two seasons ... last year, Jaquez Jr. and Myles Johnson and Jaylen Clark were among those five defensive selections
- Has been named to the 20-man watch list for this season's Julius Erving Small Forward of the Year Award (was one of five finalists as a junior in 2021-22)
- Last season, scored a career-best 30 points in a 77-66 win at Washington (Feb. 28, 2022) ... made 11 of 17 shots in the Bruins' victory in Seattle
- Last season, scored in double figures in 25 of 34 games played ... finished the year having totaled at least 20 points in seven contests
- Played in all 55 minutes in a triple overtime win (Nov. 27, 2020) ... 55 minutes were the most in a game by any UCLA player since Feb. 28, 1985 (Reggie Miller, Nigel Miguel, 59 min. each)
- Has totaled nine career double-doubles (six in 2021-22, one in 2020-21, and two in 2019-20)
- As a freshman, made the game-winning 3-point shot with 0.6 seconds to play to snap a 72-72 tie in UCLA's 75-72 win at home against Arizona State (Feb. 27, 2020)

JAIME JAQUEZ JR.'S GAME-BY-GAME (2022-23)

DATE	OPP	G-GS	MIN	FG-FGA	PCT	3FG-A	PCT	FT-FTA	PCT	OR	DR	TOT	PF-DQ	A	TO	BS	S	PTS
11-07	Sacramento State	1-1	31:52	7-9	.778	0-0	.000	0-0	.000	0	7	7	1-0	2	3	0	0	14
11-11	Long Beach State	1-1	29:30	4-14	.286	2-4	.500	2-4	.500	3	5	8	3-0	2	3	2	1	12
11-14	Norfolk State	1-1	29:31	5-9	.556	1-3	.333	1-2	.500	0	2	2	1-0	4	2	0	1	12
11-18	vs. Illinois	1-1	38:49	8-22	.364	1-4	.250	3-5	.600	5	3	8	4-0	5	3	0	3	20
TOTALS		4-4	129:42	24-54	.444	4-11	.364	6-11	.545	8	17	25	9-0	13	11	2	5	58

JAIME JAQUEZ JR.'S CAREER STATISTICS

Season	Yr.	G-GS	MIN	MPG	FG-FGA	PCT	3FG-A	PCT	FT-FTA	PCT	OR	DR	TOT	RPG	PF-DQ	A	TO	BS	S	PTS	PPG
2019-20	FR	31-23	828	26.7	98-216	.454	25-80	.313	54-71	.761	49	100	149	4.8	76-1	42	46	12	43	275	8.9
2020-21	SO	32-32	1118	34.9	142-292	.486	37-94	.394	74-113	.655	62	133	195	6.1	73-2	54	40	22	39	395	12.3
2021-22	JR	34-34	1037	30.5	175-371	.472	21-76	.276	102-134	.761	59	135	194	5.7	53-1	79	47	11	39	473	13.9
2022-23	SR	4-4	130	32.4	24-54	.444	4-11	.364	6-11	.545	8	17	25	6.3	9-0	13	11	2	5	58	14.5
CAREER		101-93	3115	30.8	439-933	.471	87-261	.333	236-329	.717	178	385	563	5.6	211-4	188	144	47	126	1201	11.9

EVAN MANJIKIAN (21)

FRESHMAN – F – 6-8, 230 – Glendale, Calif. (Sierra Canyon School)

SEASON/CAREER BEST PERFORMANCES

Category	Season High	Career High
Points	–	–
Rebounds	–	–
Assists	–	–
Steals	–	–
Blocks	–	–
Minutes	–	–
FG Made	–	–
FG Att.	–	–
3PFG Made	–	–
3PFG Att.	–	–
FT Made	–	–
FT Att.	–	–

KEY NOTES ON EVAN MANJIKIAN

- Was a two-year varsity basketball letterwinner at Sierra Canyon School in Chatsworth ... spent his first two years of high school at Crescenta Valley HS
- As a senior in 2021-22 at Sierra Canyon, averaged 3.2 points and 3.4 rebounds per game ... played in 26 contests and shot 52 percent from the field
- Helped Sierra Canyon to a 26-5 overall record during his senior season ... advanced to the CIF State Open Division regional title contest in March of 2022
- His older cousin, Sooren Derboghosian, competed on the UCLA men's basketball team for two seasons (2012-13, 2013-14)

EVAN MANJIKIAN'S GAME-BY-GAME (2022-23)

DATE	OPP	G-GS	MIN	FG-FGA	PCT	3FG-A	PCT	FT-FTA	PCT	OR	DR	TOT	PF-DQ	A	TO	BS	S	PTS
11-07	Sacramento State	–	DNP	–	–	–	–	–	–	–	–	–	–	–	–	–	–	–
11-11	Long Beach State	–	DNP	–	–	–	–	–	–	–	–	–	–	–	–	–	–	–
11-14	Norfolk State	–	DNP	–	–	–	–	–	–	–	–	–	–	–	–	–	–	–
11-18	vs. Illinois	–	DNP	–	–	–	–	–	–	–	–	–	–	–	–	–	–	–
TOTALS		–	–	–	–	–	–	–	–	–	–	–	–	–	–	–	–	–

EVAN MANJIKIAN'S CAREER STATISTICS

Season	Yr.	G-GS	MIN	MPG	FG-FGA	PCT	3FG-A	PCT	FT-FTA	PCT	OR	DR	TOT	RPG	PF-DQ	A	TO	BS	S	PTS	PPG
2022-23	FR	0-0	0	–	0-0	–	0-0	–	0-0	–	0	0	0	–	0-0	0	0	0	0	0	–
CAREER		0-0	0	–	0-0	–	0-0	–	0-0	–	0	0	0	–	0-0	0	0	0	0	0	–

WILL McCLENDON (4)

RS FRESHMAN – G – 6-3, 210 – Las Vegas, Nev. (Bishop Gorman HS)

SEASON/CAREER BEST PERFORMANCES

Category	Season High	Career High
Points	–	–
Rebounds	–	–
Assists	–	–
Steals	–	–
Blocks	–	–
Minutes	–	–
FG Made	–	–
FG Att.	–	–
3PFG Made	–	–
3PFG Att.	–	–
FT Made	–	–
FT Att.	–	–

KEY NOTES ON WILL McCLENDON

- Continues to recover and rehab from a left knee injury (torn ACL) that he sustained in Sept. 2021 during a preseason team workout (had surgery in Oct. 2021)
- Did not play during his true freshman season (2021-22) due to the left knee injury, sustained in Sept. 2021
- Was a four-year varsity basketball letterwinner at Bishop Gorman High School in Las Vegas
- Was ranked as the No. 41 prospect in the nation, in his high school class by Rivals.com ... had been ranked No. 55 by 247Sports.com
- Was unable to play for Bishop Gorman HS during his senior season (2020-21), as the Nevada Interscholastic Activities Association (NIAA) canceled the season (COVID-19 pandemic)
- As a junior at Bishop Gorman HS, secured first-team All-Southern Nevada acclaim ... averaged 16.0 points, 5.0 rebounds and 4.0 assists per game

WILL McCLENDON'S GAME-BY-GAME (2022-23)

DATE	OPP	G-GS	MIN	FG-FGA	PCT	3FG-A	PCT	FT-FTA	PCT	OR	DR	TOT	PF-DQ	A	TO	BS	S	PTS
11-07	Sacramento State	–	DNP	–	–	–	–	–	–	–	–	–	–	–	–	–	–	–
11-11	Long Beach State	–	DNP	–	–	–	–	–	–	–	–	–	–	–	–	–	–	–
11-14	Norfolk State	–	DNP	–	–	–	–	–	–	–	–	–	–	–	–	–	–	–
11-18	vs. Illinois	–	DNP	–	–	–	–	–	–	–	–	–	–	–	–	–	–	–
TOTALS		–	–	–	–	–	–	–	–	–	–	–	–	–	–	–	–	–

WILL McCLENDON'S CAREER STATISTICS

Season	Yr.	G-GS	MIN	MPG	FG-FGA	PCT	3FG-A	PCT	FT-FTA	PCT	OR	DR	TOT	RPG	PF-DQ	A	TO	BS	S	PTS	PPG
2022-23	FR	0-0	0	–	0-0	–	0-0	–	0-0	–	0	0	0	–	0-0	0	0	0	0	0	–
CAREER		0-0	0	–	0-0	–	0-0	–	0-0	–	0	0	0	–	0-0	0	0	0	0	0	–

KENNETH NWUBA (14)

REDSHIRT SENIOR – F – 6-10, 255 – Lagos, Nigeria (Huntington Prep [Huntington, West Virginia])

SEASON/CAREER BEST PERFORMANCES

Category	Season High	Career High
Points	4 (twice), last vs. Long Beach State (Nov. 11, 2022)	5 vs. North Florida (Nov. 17, 2021)
Rebounds	3 (twice), last vs. Norfolk State (Nov. 14, 2022)	5 vs. Michigan (March 30, 2021)
Assists	3 vs. Norfolk State (Nov. 14, 2022)	2 vs. Purdue Fort Wayne (Nov. 6, 2018)
Steals	1 vs. Long Beach State (Nov. 11, 2022)	1 (4 times), last vs. Long Beach State (Nov. 11, 2022)
Blocks	1 (4 times), last vs. Illinois (Nov. 18, 2022)	2 vs. CSU Bakersfield (Nov. 9, 2021)
Minutes	23 vs. Sacramento State (Nov. 7, 2022)	20 vs. Michigan (March 30, 2021)
FG Made	2 (twice), last vs. Long Beach State (Nov. 11, 2022)	2 (4 times), last vs. Long Beach State (Nov. 11, 2022)
FG Att.	3 vs. Long Beach State (Nov. 11, 2022)	3 vs. Long Beach State (Nov. 11, 2022)
3PPG Made	–	–
3PPG Att.	–	–
FT Made	–	2 (twice), last at Oregon State (Feb. 26, 2022)
FT Att.	–	2 (5 times), last at Oregon State (Feb. 26, 2022)

KEY NOTES ON KENNETH NWUBA

- Has played in 59 career games, including 20 contests as a junior last season (2021-22)
- Has averaged 2.5 points, 2.7 rebounds and 1.0 blocks per game this season ... has averaged 15.7 minutes per game and has shot 5-for-7 from the field
- Last season, he averaged 1.2 points and 0.9 rebounds in 20 games ... averaged 6.5 minutes per game off the bench
- Has made two career starts – most recently, in UCLA's season opener against Sacramento State (his first was at USC on Feb. 6, 2021, during his sophomore season)
- Recorded a career-best five rebounds in a season-high 20 minutes in UCLA's 51-49 win over Michigan in the 2021 NCAA Tournament's Elite Eight (March 30, 2021)
- Redshirted in 2019-20 ... competed in 17 games as a true freshman in 2018-19, averaging 2.9 minutes per game
- Was a three-year varsity basketball letterwinner in high school, spending his senior season at Huntington Prep (Huntington, West Virginia)
- Moved to the United States from Lagos, Nigeria prior to his freshman year of high school
- As a youngster, he looked up to former NBA all-time great Hakeem Olajuwon and former UCLA standout Russell Westbrook

KENNETH NWUBA'S GAME-BY-GAME (2022-23)

DATE	OPP	G-GS	MIN	FG-FGA	PCT	3FG-A	PCT	FT-FTA	PCT	OR	DR	TOT	PF-DQ	A	TO	BS	S	PTS
11-07	Sacramento State	1-1	23:35	2-2	1.000	0-0	.000	0-0	.000	1	2	3	4-0	0	0	1	0	4
11-11	Long Beach State	1-0	18:43	2-3	.667	0-0	.000	0-0	.000	2	0	2	1-0	1	2	1	1	4
11-14	Norfolk State	1-0	14:03	1-2	.500	0-0	.000	0-0	.000	1	2	3	4-0	3	2	1	0	2
11-18	vs. Illinois	1-0	6:37	0-0	.000	0-0	.000	0-0	.000	0	1	1	0-0	0	0	1	0	0
TOTALS		4-1	62:58	5-7	.714	0-0	.000	0-0	.000	4	5	9	9-0	4	4	4	1	10

KENNETH NWUBA'S CAREER STATISTICS

Season	Yr.	G-GS	MIN	MPG	FG-FGA	PCT	3FG-A	PCT	FT-FTA	PCT	OR	DR	TOT	RPG	PF-DQ	A	TO	BS	S	PTS	PPG
2018-19	FR	17-0	51	3.0	2-7	.286	0-0	.000	3-7	.429	5	6	11	0.6	15-0	2	5	1	1	7	0.4
2019-20	–	0-0	0	–	0-0	–	0-0	–	0-0	–	0	0	0	–	0-0	0	0	0	0	0	–
2020-21	SO	18-1	107	6.0	1-7	.143	0-0	.000	0-1	.000	8	9	17	0.9	23-0	0	5	4	1	2	0.1
2021-22	JR	20-0	130	6.5	10-15	.667	0-0	.000	4-8	.500	7	11	18	0.9	24-0	4	7	6	1	24	1.2
2022-23	SR	4-1	63	15.7	5-7	.714	0-0	.000	0-0	.000	4	5	9	2.3	9-0	4	4	4	1	10	2.5
CAREER		59-2	351	6.0	18-36	.500	0-0	.000	7-16	.438	24	31	55	0.9	71-0	10	21	15	4	43	0.7

JACK SEIDLER (22)

FRESHMAN – G – 6-4, 190 – Marlboro, N.J. (Marlboro HS)

SEASON/CAREER BEST PERFORMANCES

Category	Season High	Career High
Points	–	–
Rebounds	–	–
Assists	–	–
Steals	–	–
Blocks	–	–
Minutes	–	–
FG Made	–	–
FG Att.	–	–
3PFG Made	–	–
3PFG Att.	–	–
FT Made	–	–
FT Att.	–	–

KEY NOTES ON JACK SEIDLER

- Was a four-year varsity basketball letterwinner at Marlboro High School (Marlboro, N.J.)
- Concluded his high school career as Marlboro's all-time leading scorer, with 1,503 career points
- Twice earned first-team All-Shore Conference acclaim ... in all, earned all-league honors in three seasons
- Averaged a team-leading 20.9 points as a senior (2021-22) ... averaged 6.0 rebounds and 1.5 assists in 31 games during his senior season
- Led Marlboro to the Shore Conference Tournament's title contest for the second time in school history

JACK SEIDLER'S GAME-BY-GAME (2022-23)

DATE	OPP	G-GS	MIN	FG-FGA	PCT	3FG-A	PCT	FT-FTA	PCT	OR	DR	TOT	PF-DQ	A	TO	BS	S	PTS
11-07	Sacramento State	–	DNP	–	–	–	–	–	–	–	–	–	–	–	–	–	–	–
11-11	Long Beach State	–	DNP	–	–	–	–	–	–	–	–	–	–	–	–	–	–	–
11-14	Norfolk State	–	DNP	–	–	–	–	–	–	–	–	–	–	–	–	–	–	–
11-18	vs. Illinois	–	DNP	–	–	–	–	–	–	–	–	–	–	–	–	–	–	–
TOTALS		–	–	–	–	–	–	–	–	–	–	–	–	–	–	–	–	–

JACK SEIDLER'S CAREER STATISTICS

Season	Yr.	G-GS	MIN	MPG	FG-FGA	PCT	3FG-A	PCT	FT-FTA	PCT	OR	DR	TOT	RPG	PF-DQ	A	TO	BS	S	PTS	PPG
2022-23	FR	0-0	0	–	0-0	–	0-0	–	0-0	–	0	0	0	–	0-0	0	0	0	0	0	–
CAREER		0-0	0	–	0-0	–	0-0	–	0-0	–	0	0	0	–	0-0	0	0	0	0	0	–

DAVID SINGLETON (34)

5th-YEAR SENIOR – G – 6-4, 210 – Los Angeles, Calif. (Bishop Montgomery HS)

SEASON/CAREER BEST PERFORMANCES

Category	Season High
Points	15 vs. Illinois (Nov. 18, 2022)
Rebounds	9 vs. Long Beach State (Nov. 11, 2022)
Assists	3 vs. Long Beach State (Nov. 11, 2022)
Steals	2 vs. Long Beach State (Nov. 11, 2022)
Blocks	–
Minutes	33 (twice), last vs. Illinois (Nov. 18, 2022)
FG Made	5 (twice), last vs. Illinois (Nov. 18, 2022)
FG Att.	10 vs. Illinois (Nov. 18, 2022)
3PPG Made	4 (twice), last vs. Illinois (Nov. 18, 2022)
3PPG Att.	8 vs. Long Beach State (Nov. 11, 2022)
FT Made	3 vs. Norfolk State (Nov. 14, 2022)
FT Att.	3 vs. Norfolk State (Nov. 14, 2022)

Career High
22 vs. Washington (Feb. 19, 2022)
9 vs. Long Beach State (Nov. 11, 2022)
4 (3 times), last at Arizona State (Feb. 5, 2022)
3 at Oregon (Feb. 24, 2022)
2 at Washington (Feb. 2, 2019)
43 vs. Pepperdine (Nov. 27, 2020)
7 vs. Washington (Feb. 19, 2022)
11 (twice), last vs. Oregon State (Jan. 30, 2021)
6 vs. Washington (Feb. 19, 2022)
9 (3 times), last vs. Oregon State (Jan. 30, 2021)
4 (twice), last vs. Alabama (March 28, 2021)
6 vs. Utah (Feb. 9, 2019)

UCLA'S CAREER 3-POINT PERCENTAGE LIST

No.	Player	Years	3FG-FGA	Pct.
1.	Pooh Richardson	1986-89	52-112	.464
2.	David Singleton	2019-23	159-355	.448
3.	Jason Kapon	2000-03	317-710	.446
4.	Reggie Miller	1984-87	69-157	.439
5.	Darren Collison	2006-09	164-377	.435
6.	Aaron Holiday	2016-18	180-427	.422
7.	Michael Roll	2006-10	209-501	.417
8.	David Wear	2012-14	52-126	.413
9.	Lonzo Ball	2017	80-194	.412
10.	Tracy Murray	1990-92	197-479	.411

KEY NOTES ON DAVID SINGLETON

- Has shot 56.7 percent from the field in UCLA's four games ... has shot 59.1 percent from 3-point territory, making 13 of 22 attempts from 3-point range
- Through four games, has averaged 13.3 points and 4.5 rebounds ... shot 4-for-7 from 3-point distance on Friday night (Nov. 18) in a 79-70 loss to No. 19 Illinois
- Currently ranks No. 2 on UCLA's career 3-point percentage list (44.8%) ... ranks No. 5 on the Pac-12's career 3-point field goal percentage list
- Has taken advantage of the extra year of eligibility, afforded to players who saw the 2020-21 season interrupted by the COVID-19 pandemic (listed as a fifth-year senior)
- Has been perfect from 3-point range (with a minimum of two attempts) five times in his career, including in UCLA's season-opening win against Sacramento State (Nov. 7, 2022)
- Has averaged 5.0 points and 1.6 rebounds in 131 career games (24 starts) ... has scored at least 10 points in 19 career contests (including all four games this season)
- Last season, scored a career-high 22 points in a win against Washington (Feb. 19, 2022) ... made a career-high six 3-pointers (on eight attempts)
- Last season, he ranked No. 2 in the Pac-12 in 3-point field goal percentage (45.1%) ... also ranked No. 2 in the conference in 2020-21 (47.6%)
- Last season, made at least one 3-point field goal in 23 of 33 games played
- Through 131 career games, has compiled an assist-turnover ratio of 2.5-to-1 (totaled 119 assists and 47 turnovers)
- As a freshman in 2018-19, led the Bruins in 3-point percentage (46.7%, 35-for-75) and ranked No. 2 in the Pac-12 in that category

DAVID SINGLETON'S GAME-BY-GAME (2022-23)

DATE	OPP	G-GS	MIN	FG-FGA	PCT	3FG-A	PCT	FT-FTA	PCT	OR	DR	TOT	PF-DQ	A	TO	BS	S	PTS
11-07	Sacramento State	1-0	25:03	5-6	.833	3-3	1.000	0-0	.000	0	2	2	1-0	1	0	0	0	13
11-11	Long Beach State	1-0	33:11	4-9	.444	4-8	.500	2-2	1.000	1	8	9	1-0	3	0	0	2	14
11-14	Norfolk State	1-0	22:10	3-5	.600	2-4	.500	3-3	1.000	0	2	2	2-0	0	0	0	0	11
11-18	vs. Illinois	1-0	32:51	5-10	.500	4-7	.571	1-1	1.000	1	4	5	1-0	1	1	0	0	15
TOTALS		4-0	113:15	17-30	.567	13-22	.591	6-6	1.000	2	16	18	5-0	5	1	0	2	53

DAVID SINGLETON'S CAREER STATISTICS

Season	Yr.	G-GS	MIN	MPG	FG-FGA	PCT	3FG-A	PCT	FT-FTA	PCT	OR	DR	TOT	RPG	PF-DQ	A	TO	BS	S	PTS	PPG
2018-19	FR	32-5	559	17.5	53-118	.449	35-75	.467	26-38	.684	3	36	39	1.2	33-1	33	12	5	17	167	5.2
2019-20	SO	30-14	604	20.1	39-113	.345	34-92	.370	12-14	.857	5	50	55	1.8	38-0	31	14	3	20	124	4.1
2020-21	JR	32-1	549	17.2	51-113	.451	40-84	.476	9-13	.692	3	51	54	1.7	29-0	20	11	0	12	151	4.7
2021-22	SR	33-4	555	16.8	56-117	.479	37-82	.451	9-15	.600	9	39	48	1.5	35-0	30	9	5	18	158	4.8
2022-23	5th	4-0	113	28.3	17-30	.567	13-22	.591	6-6	1.000	2	16	18	4.5	5-0	5	1	0	2	53	13.3
CAREER		131-24	2379	18.2	216-491	.440	159-355	.448	62-86	.721	22	192	214	1.6	138-1	119	47	13	69	653	5.0

RUSSELL STONG (43)

5th-YEAR SENIOR – G – 6-3, 200 – Northridge, Calif. (Crespi HS)

SEASON/CAREER BEST PERFORMANCES

Category	Season High	Career High
Points	2 vs. Norfolk State (Nov. 14, 2022)	3 vs. California (Jan. 27, 2022)
Rebounds	2 vs. Norfolk State (Nov. 14, 2022)	2 vs. Norfolk State (Nov. 14, 2022)
Assists	–	1 (twice), last vs. North Florida (Nov. 17, 2021)
Steals	–	–
Blocks	–	–
Minutes	4 vs. Norfolk State (Nov. 14, 2022)	4 (twice), last vs. Norfolk State (Nov. 14, 2022)
FG Made	–	1 (twice), last vs. California (Jan. 27, 2022)
FG Att.	1 (twice), last vs. Norfolk State (Nov. 14, 2022)	2 vs. San Jose State (Dec. 1, 2019)
3PFG Made	–	1 vs. California (Jan. 27, 2022)
3PFG Att.	1 vs. Norfolk State (Nov. 14, 2022)	1 (6 times), last vs. Norfolk State (Nov. 14, 2022)
FT Made	2 vs. Norfolk State (Nov. 14, 2022)	2 vs. Norfolk State (Nov. 14, 2022)
FT Att.	2 vs. Norfolk State (Nov. 14, 2022)	2 vs. Norfolk State (Nov. 14, 2022)

KEY NOTES ON RUSSELL STONG

- Has taken advantage of the extra year of eligibility, afforded to players who saw the 2020-21 season interrupted by the COVID-19 pandemic ... listed as a fifth-year senior
- Has played in 29 career games, now in his fifth season on the team ... has played in three games this season and saw action in 12 contests last season
- Made his first career 3-pointer in UCLA's 81-57 win over California during the 2021-22 season (Jan. 27, 2022)
- Joined the Bruins' program in November 2018 ... was a three-year varsity basketball and volleyball letterwinner at Crespi High School (Encino, Calif.)
- Has fulfilled his degree requirements towards his major in mechanical engineering and is currently pursuing a second major in business-economics
- Was named to the Athletic Director's Honor Roll all three academic quarters during his freshman, sophomore, junior and senior years
- As a senior at Crespi High School in 2017-18, averaged 7.4 points and 3.3 rebounds per game ... shot 45 percent from the field

RUSSELL STONG'S GAME-BY-GAME (2022-23)

DATE	OPP	G-GS	MIN	FG-FGA	PCT	3FG-A	PCT	FT-FTA	PCT	OR	DR	TOT	PF-DQ	A	TO	BS	S	PTS
11-07	Sacramento State	1-0	1:22	0-1	.000	0-0	.000	0-0	.000	0	0	0	0-0	0	0	0	0	0
11-11	Long Beach State	1-0	1:29	0-0	.000	0-0	.000	0-0	.000	0	0	0	0-0	0	0	0	0	0
11-14	Norfolk State	1-0	4:23	0-1	.000	0-1	.000	2-2	1.000	0	2	2	0-0	0	0	0	0	2
11-18	vs. Illinois	–	DNP	–	–	–	–	–	–	–	–	–	–	–	–	–	–	–
TOTALS		3-0	7:14	0-2	.000	0-1	.000	2-2	1.000	0	2	2	0-0	0	0	0	0	2

RUSSELL STONG'S CAREER STATISTICS

Season	Yr.	G-GS	MIN	MPG	FG-FGA	PCT	3FG-A	PCT	FT-FTA	PCT	OR	DR	TOT	RPG	PF-DQ	A	TO	BS	S	PTS	PPG
2018-19	FR	4-0	6	1.5	0-2	.000	0-1	.000	0-0	.000	0	0	0	0.0	0-0	0	1	0	0	0	0.0
2019-20	SO	5-0	7	1.4	1-2	.500	0-1	.000	0-0	.000	0	0	0	0.0	1-0	0	0	0	0	2	0.4
2020-21	JR	5-0	6	1.1	0-0	.000	0-0	.000	0-0	.000	0	1	1	0.2	0-0	1	0	0	0	0	0.0
2021-22	SR	12-0	22	1.9	1-3	.333	1-3	.333	0-0	.000	0	4	4	0.3	3-0	1	3	0	0	3	0.3
2022-23	5th	3-0	7	2.4	0-2	.000	0-1	.000	2-2	1.000	0	2	2	0.7	0-0	0	0	0	0	2	0.7
CAREER		29-0	49	1.7	2-9	.222	1-6	.167	0-0	.000	0	7	7	0.2	4-0	2	4	0	0	7	0.2

TEAM SUPERLATIVES (2016-17 THROUGH 2022-23)

Single-Game Bests (UCLA)

POINTS				
Player	PTS	Opponent	Site	Date
Bryce Alford	37	Colorado	Boulder, Colo.	01/12/17
Kris Wilkes	34	Arizona	Pauley Pavilion	01/26/19
Aaron Holiday	34	Stanford	Las Vegas, Nev.	03/08/18
Aaron Holiday	34	USC	Galen Center	03/03/18
Aaron Holiday	33	Washington State	Pauley Pavilion	12/31/17
Isaac Hamilton	33	Arizona State	Pauley Pavilion	01/19/17
TJ Leaf	32	Washington State	Pullman, Wash.	02/01/17

MOST POINTS IN ONE HALF				
Player	PTS	Opponent	Site	Date
Jaylen Hands	27	Oregon (2nd half)	Pauley Pavilion	02/23/19
Kris Wilkes	26	Arizona (2nd half)	Pauley Pavilion	01/26/19
Isaac Hamilton	25	Arizona State (1st half)	Pauley Pavilion	01/19/17
Bryce Alford	25	Colorado (2nd half)	Boulder, Colo.	01/12/17
Aaron Holiday	23	Washington State (2nd half)	Pauley Pavilion	12/29/17

REBOUNDS				
Player	REBS	Opponent	Site	Date
Jalen Hill	20	Presbyterian	Pauley Pavilion	11/19/18
Moses Brown	17	Purdue Fort Wayne	Pauley Pavilion	11/06/18
Thomas Welsh	17	Arizona	Las Vegas, Nev.	03/09/18
Thomas Welsh	17	Oregon State	Pauley Pavilion	02/15/18

ASSISTS				
Player	AST	Opponent	Site	Date
Tyger Campbell	14	Arizona State	Pauley Pavilion	02/27/20
Lonzo Ball	14	Washington State	Pauley Pavilion	03/04/17
Lonzo Ball	13	UC Riverside	Pauley Pavilion	11/30/16

BLOCKS				
Player	BLK	Opponent	Site	Date
Moses Brown	8	Saint Francis (Pa.)	Pauley Pavilion	11/16/18
multiple players	4	-	-	-

NOTE: last player with four blocks in a game, **Mac Etienne**, against Sacramento State in the Bruins' season-opening game on Nov. 7, 2022.

STEALS				
Player	STL	Opponent	Site	Date
Jaylen Clark	7	Sacramento State	Pauley Pavilion	11/07/22
Jaylen Hands	5	Ohio State	Chicago, Ill.	12/22/18
Aaron Holiday	5	Central Arkansas	Pauley Pavilion	11/15/17
Lonzo Ball	5	Washington State	Pullman, Wash.	02/01/17
Lonzo Ball	5	Utah	Salt Lake City, Utah	01/14/17
Aaron Holiday	5	Ohio State	Las Vegas, Nev.	12/17/16

FIELD GOALS MADE				
Player	FG/ATT	Opponent	Site	Date
TJ Leaf	14/18	Washington State	Pullman, Wash.	02/01/17
five times	12 made FG	-	-	-

NOTE: last player with 12 made shots in a game, **Jaylen Clark**, versus Washington in Pauley Pavilion presented by Wescom in a Pac-12 game on Feb. 19, 2022. He shot 12 for 16, overall.

FIELD GOALS ATTEMPTED				
Player	FG/ATT	Opponent	Site	Date
Aaron Holiday	12/25	Stanford	Las Vegas, Nev.	03/08/18
Johnny Juzang	9/24	Villanova	Pauley Pavilion	11/12/21
Tyger Campbell	9/23	Illinois	Las Vegas, Nev.	11/18/22
Johnny Juzang	12/23	Washington	Seattle, Wash.	02/13/21

3-POINTERS MADE				
Player	FG/ATT	Opponent	Site	Date
Isaac Hamilton	9/14	Arizona State	Pauley Pavilion	01/19/17
Bryce Alford	9/14	Colorado	Boulder, Colo.	01/12/17

3-POINTERS ATTEMPTED				
Player	FG/ATT	Opponent	Site	Date
Bryce Alford	8/14	Washington	Pauley Pavilion	03/01/17
Isaac Hamilton	9/14	Arizona State	Pauley Pavilion	01/19/17
Bryce Alford	9/14	Colorado	Boulder, Colo.	01/12/17

MINUTES PLAYED				
Player	MIN	Opponent	Site	Date
Jaime Jaquez Jr.	55	Pepperdine (3-OT)	San Diego, Calif.	11/27/20
Tyger Campbell	52	Pepperdine (3-OT)	San Diego, Calif.	11/27/20
Johnny Juzang	51	Arizona State (3-OT)	Tempe, Ariz.	02/05/22

Single-Game Bests (Opponents)

POINTS				
Player	PTS	Opponent	Site	Date
De'Aaron Fox	39	Kentucky	Memphis, Tenn.	03/24/17
Jordan Howard	35	Central Arkansas	Pauley Pavilion	11/15/17
Colbey Ross	33	Pepperdine	San Diego, Calif.	11/27/20
Deandre Ayton	32	Arizona	Las Vegas, Nev.	03/09/18

MOST POINTS IN ONE HALF				
Player	PTS	Opponent	Site	Date
Caleb Love	27	North Carolina (2nd half)	Philadelphia, Pa.	03/25/22
Alonzo Verge Jr.	24	Arizona State (2nd half)	Tempe, Ariz.	02/06/20
Adam Flagler	24	Presbyterian (2nd half)	Pauley Pavilion	11/19/18
De'Aaron Fox	24	Kentucky (2nd half)	Memphis, Tenn.	03/24/17

REBOUNDS				
Player	REBS	Opponent	Site	Date
Zylan Cheatham	20	Arizona State	Pauley Pavilion	01/24/19
Ivan Rabb	20	California	Pauley Pavilion	01/05/17
Romello White	16	Arizona State	Tempe, Ariz.	02/06/20
Tres Tinkle	16	Oregon State	Pauley Pavilion	02/21/19

ASSISTS				
Player	AST	Opponent	Site	Date
Daejon Davis	11	Stanford	Stanford, Calif.	02/16/19
Remy Martin	11	Arizona State	Pauley Pavilion	01/24/19

BLOCKS				
Player	BLK	Opponent	Site	Date
Oumar Ballo	6	Arizona	Las Vegas, Nev.	03/12/22
Drew Peterson	5	USC	Los Angeles, Calif.	02/12/22
Kur Kuath	5	Marquette	Milwaukee, Wis.	12/11/21
Isaiah Stewart	5	Washington	Seattle, Wash.	01/02/20
Kylor Kelley	5	Oregon State	Corvallis, Ore.	01/13/19
Andre Wesson	5	Ohio State	Chicago, Ill.	12/22/18

STEALS				
Player	STL	Opponent	Site	Date
Matisse Thybulle	7	Washington	Seattle, Wash.	02/02/19
Darius McNeill	7	California	Pauley Pavilion	01/05/19
Chris Duarte	6	Oregon	Eugene, Ore.	01/26/20
Matisse Thybulle	6	Washington	Seattle, Wash.	02/04/17

FIELD GOALS MADE				
Player	FG/ATT	Opponent	Site	Date
Joel Murray	13/17	Long Beach State	Pauley Pavilion	11/15/21
Tyler Bey	13/20	Colorado	Boulder, Colo.	03/07/19
Deandre Ayton	13/16	Arizona	Las Vegas, Nev.	03/09/18
Jordan Howard	13/25	Central Arkansas	Pauley Pavilion	11/15/17
De'Aaron Fox	13/20	Kentucky	Sacramento, Calif.	03/24/17

FIELD GOALS ATTEMPTED				
Player	FG/ATT	Opponent	Site	Date
Colbey Ross	10/25	Pepperdine	San Diego, Calif.	11/27/20
Jordan Howard	13/25	Central Arkansas	Pauley Pavilion	11/15/17
Caleb Love	11/24	North Carolina	Philadelphia, Pa.	03/25/22
Remy Martin	11/24	Arizona State	Pauley Pavilion	02/27/20

3-POINTERS MADE				
Player	FG/ATT	Opponent	Site	Date
Jordan Howard	8/15	Central Arkansas	Pauley Pavilion	11/15/17
Terrence Shannon Jr.	8/9	Illinois	Las Vegas, Nev.	11/18/22
four players	7 made 3-PT	-	-	-

NOTE: last opposing player to have made seven 3-pointers in a game was **Rob Edwards** of Arizona State (7-for-9) ... game was played in Pauley Pavilion on Feb. 27, 2020.

3-POINTERS ATTEMPTED				
Player	FG/ATT	Opponent	Site	Date
Bennie Boatwright	7/17	USC	Pauley Pavilion	02/28/19
Jordan Howard	8/15	Central Arkansas	Pauley Pavilion	11/15/17
Torian Graham	7/14	Arizona State	Tempe, Ariz.	02/23/17
Jonah Mathews	5/14	USC	Pauley Pavilion	02/28/19
Adam Flagler	7/14	Presbyterian	Pauley Pavilion	11/19/18

MINUTES PLAYED				
Player	MIN	Opponent	Site	Date
Colbey Ross	55	Pepperdine (3-OT)	San Diego, Calif.	11/27/20
Jay Heath	48	Arizona State (3-OT)	Tempe, Ariz.	02/05/22
Kimani Lawrence	47	Arizona State (3-OT)	Tempe, Ariz.	02/05/22

2021-22 STATS AND SUPERLATIVES

Single-Game Bests (UCLA)

POINTS

Player	PTS	Opponent	Site	Date
Jaime Jaquez Jr.	30	Washington	Seattle, Wash.	02/28/22
Johnny Juzang	28	Utah	Salt Lake City, Utah	01/20/22
<i>three times</i>	27	–	–	–

MOST POINTS IN ONE HALF

Player	PTS	Opponent	Site	Date
Johnny Juzang	19	Oregon State (2nd half)	Pauley Pavilion	01/15/22
Johnny Juzang	18	Utah (1st half)	Salt Lake City, Utah	01/20/22
Jaime Jaquez Jr.	17	Washington St. (2nd half)	Las Vegas, Nev.	03/10/22
Jaime Jaquez Jr.	17	Washington (2nd half)	Seattle, Wash.	02/28/22

REBOUNDS

Player	REBS	Opponent	Site	Date
Myles Johnson	13	Washington	Pauley Pavilion	02/19/22
Myles Johnson	13	North Florida	Pauley Pavilion	11/17/21
Jaime Jaquez Jr.	13	Villanova (OT)	Pauley Pavilion	11/12/21

ASSISTS

Player	AST	Opponent	Site	Date
Tyger Campbell	10	Long Beach State	Pauley Pavilion	01/06/22
Tyger Campbell	9	Stanford	Pauley Pavilion	01/29/22

BLOCKS

Player	BLK	Opponent	Site	Date
Myles Johnson	3	Washington	Pauley Pavilion	02/19/22
Jaime Jaquez Jr.	3	Arizona	Pauley Pavilion	01/25/22
Myles Johnson	3	Bellarmino	Las Vegas, Nev.	11/22/21

STEALS

Player	STL	Opponent	Site	Date
Jaylen Clark	4	Washington State	Pauley Pavilion	02/17/22
Peyton Watson	4	Stanford	Pauley Pavilion	01/29/22
Jaime Jaquez Jr.	4	California	Pauley Pavilion	01/27/22
Tyger Campbell	4	Oregon State	Pauley Pavilion	01/15/22
Cody Riley	4	California	Berkeley, Calif.	01/08/22
Jaime Jaquez Jr.	4	Bellarmino	Las Vegas, Nev.	11/22/21

FIELD GOALS MADE

Player	FG/ATT	Opponent	Site	Date
Jaylen Clark	12/16	Washington	Pauley Pavilion	02/19/22
Jaime Jaquez Jr.	11/17	Washington	Seattle, Wash.	02/28/22
Johnny Juzang	11/21	Long Beach State	Pauley Pavilion	11/15/21

FIELD GOALS ATTEMPTED

Player	FG/ATT	Opponent	Site	Date
Johnny Juzang	9/24	Villanova (OT)	Pauley Pavilion	11/12/21
Johnny Juzang	8/22	Arizona State (3-OT)	Tempe, Ariz.	02/05/22
Jaime Jaquez Jr.	7/22	Gonzaga	Las Vegas, Nev.	11/23/21

3-POINTERS MADE

Player	FG/ATT	Opponent	Site	Date
David Singleton	6/8	Washington	Pauley Pavilion	02/19/22
<i>seven times</i>	7 attempts	–	–	–

3-POINTERS ATTEMPTED

Player	FG/ATT	Opponent	Site	Date
Johnny Juzang	2/10	Long Beach State	Pauley Pavilion	11/15/21
Jake Kyman	1/9	Stanford	Pauley Pavilion	01/29/22

MINUTES PLAYED

Player	MIN	Opponent	Site	Date
Johnny Juzang	50:43	Arizona State (3-OT)	Tempe, Ariz.	02/05/22
Jaime Jaquez Jr.	50:03	Arizona State (3-OT)	Tempe, Ariz.	02/05/22
Tyger Campbell	49:31	Arizona State (3-OT)	Tempe, Ariz.	02/05/22
Tyger Campbell	40:49	Oregon (OT)	Pauley Pavilion	01/13/22

Single-Game Bests (Opponents)

POINTS

Player	PTS	Opponent	Site	Date
Caleb Love	30	North Carolina	Philadelphia, Pa.	03/25/22
Joel Murray	30	Long Beach State	Pauley Pavilion	11/15/21
<i>five times</i>	27	–	–	–

MOST POINTS IN ONE HALF

Player	PTS	Opponent	Site	Date
Caleb Love	27	North Carolina (2nd half)	Philadelphia, Pa.	03/25/22
Joel Murray	20	Long Beach State (1st half)	Pauley Pavilion	11/15/21
Benedict Mathurin	18	Arizona (2nd half)	Las Vegas, Nev.	03/12/22
Boogie Ellis	18	USC (2nd half)	Las Vegas, Nev.	03/11/22

REBOUNDS

Player	REBS	Opponent	Site	Date
Armando Bacot	15	North Carolina	Philadelphia, Pa.	03/25/22
Drew Peterson	12	USC	Los Angeles, Calif.	02/12/22

ASSISTS

Player	AST	Opponent	Site	Date
Benedict Mathurin	7	Arizona	Las Vegas, Nev.	03/12/22
Dalen Terry	7	Arizona	Las Vegas, Nev.	03/12/22
Dalen Terry	7	Arizona	Tucson, Ariz.	02/03/22
Tyler Kolek	7	Marquette	Milwaukee, Wis.	12/11/21

BLOCKS

Player	BLK	Opponent	Site	Date
Oumar Ballo	6	Arizona	Las Vegas, Nev.	03/12/22
Drew Peterson	5	USC	Los Angeles, Calif.	02/12/22
Kur Kuath	5	Marquette	Milwaukee, Wis.	12/11/21

STEALS

Player	STL	Opponent	Site	Date
Marreon Jackson	4	Arizona State	Pauley Pavilion	02/21/22
Tyler Kolek	4	Marquette	Milwaukee, Wis.	12/11/21

FIELD GOALS MADE

Player	FG/ATT	Opponent	Site	Date
Joel Murray	13/17	Long Beach State	Pauley Pavilion	11/15/21
Caleb Love	11/24	North Carolina	Philadelphia, Pa.	03/25/22
Andre Kelly	11/14	California	Berkeley, Calif.	01/08/22
Jacob Young	11/18	Oregon (OT)	Pauley Pavilion	01/13/22

FIELD GOALS ATTEMPTED

Player	FG/ATT	Opponent	Site	Date
Caleb Love	11/24	Philadelphia, Pa.	03/25/22	
Benedict Mathurin	5/22	Arizona	Pauley Pavilion	01/25/22
Terrell Brown Jr.	9/20	Washington	Seattle, Wash.	02/28/22

3-POINTERS MADE

Player	FG/ATT	Opponent	Site	Date
Caleb Love	6/13	North Carolina	Philadelphia, Pa.	03/25/22
Greg Elliott	6/9	Marquette	Milwaukee, Wis.	12/11/21
Boogie Ellis	5/9	USC	Las Vegas, Nev.	03/11/21
Colin Slater	5/6	Long Beach State	Pauley Pavilion	11/15/21

3-POINTERS ATTEMPTED

Player	FG/ATT	Opponent	Site	Date
Caleb Love	6/13	North Carolina	Philadelphia, Pa.	03/25/22
Tyrell Roberts	4/11	Washington State	Pauley Pavilion	02/17/22
Marreon Jackson	4/11	Arizona State (3-OT)	Tempe, Ariz.	02/05/22
DJ Horne	3/11	Arizona State (3-OT)	Tempe, Ariz.	02/05/22

MINUTES PLAYED

Player	MIN	Opponent	Site	Date
Jay Heath	47:37	Arizona State (3-OT)	Tempe, Ariz.	02/05/22
Kimani Lawrence	46:55	Arizona State (3-OT)	Tempe, Ariz.	02/05/22
DJ Horne	46:13	Arizona State (3-OT)	Tempe, Ariz.	02/05/22
Collin Gillespie	42:07	Villanova (OT)	Pauley Pavilion	11/12/21

2022-23 STARTING LINEUPS & STAT LEADERS

STARTING LINEUPS

DATE	OPPONENT	W/L	SCORE					
11/07/22	Sacramento State	W	76-50	Tyger Campbell	Amari Bailey	Jaylen Clark	Jaime Jaquez Jr.	Kenneth Nwuba
11/11/22	Long Beach State	W	93-69	Tyger Campbell	Amari Bailey	Jaylen Clark	Jaime Jaquez Jr.	Adem Bona
11/14/22	Norfolk State	W	86-56	Tyger Campbell	Amari Bailey	Jaylen Clark	Jaime Jaquez Jr.	Adem Bona
11/18/22	vs. Illinois ¹	L	70-79	Tyger Campbell	Amari Bailey	Jaylen Clark	Jaime Jaquez Jr.	Adem Bona
11/20/22	vs. Baylor or Virginia ¹							
11/23/22	Pepperdine							
11/27/22	Bellarmino							
12/01/22	at Stanford*							
12/04/22	Oregon*							
12/10/22	Denver							
12/14/22	at Maryland							
12/17/22	vs. Kentucky ²							
12/21/22	UC Davis							
12/30/22	at Washington State*							
01/01/23	at Washington*							
01/05/23	USC*							
01/12/23	Utah*							
01/14/23	Colorado*							
01/19/23	at Arizona State*							
01/21/23	at Arizona*							
01/26/23	at USC*							
02/02/23	Washington*							
02/04/23	Washington State*							
02/09/23	at Oregon State*							
02/11/23	at Oregon*							
02/16/23	Stanford*							
02/18/23	California*							
02/23/23	at Utah*							
02/26/23	at Colorado*							
03/02/23	Arizona State*							
03/04/23	Arizona*							

¹ Continental Tire Main Event (Las Vegas, Nev.)

² CBS Sports Classic (New York, N.Y.)

* Pac-12 Conference game

STATISTICAL LEADERS

DATE	OPPONENT	W/L	SCORE	POINTS	REBOUNDS	ASSISTS	STEALS	BLOCKS
11/07/22	Sacramento State	W	76-50	J. Clark 17	J. Clark 8	T. Campbell, J. Clark 4	J. Clark 7	M. Etienne 4
11/11/22	Long Beach State	W	93-69	T. Campbell 18	D. Singleton 9	J. Clark 5	J. Clark 4	J. Jaquez Jr. 2
11/14/22	Norfolk State	W	86-56	J. Clark 19	J. Clark 9	T. Campbell 7	T. Campbell 3	A. Bona 2
11/18/22	vs. Illinois ¹	L	70-79	T. Campbell 22	J. Jaquez Jr. 9	Jaquez Jr. 5	Campbell, Jaquez Jr. 3	Bona 2
11/20/22	vs. Baylor or Virginia ¹							
11/23/22	Pepperdine							
11/27/22	Bellarmino							
12/01/22	at Stanford*							
12/04/22	Oregon*							
12/10/22	Denver							
12/14/22	at Maryland							
12/17/22	vs. Kentucky ²							
12/21/22	UC Davis							
12/30/22	at Washington State*							
01/01/23	at Washington*							
01/05/23	USC*							
01/12/23	Utah*							
01/14/23	Colorado*							
01/19/23	at Arizona State*							
01/21/23	at Arizona*							
01/26/23	at USC*							
02/02/23	Washington*							
02/04/23	Washington State*							
02/09/23	at Oregon State*							
02/11/23	at Oregon*							
02/16/23	Stanford*							
02/18/23	California*							
02/23/23	at Utah*							
02/26/23	at Colorado*							
03/02/23	Arizona State*							
03/04/23	Arizona*							

¹ Continental Tire Main Event (Las Vegas, Nev.)

² CBS Sports Classic (New York, N.Y.)

* Pac-12 Conference game

UCLA'S GAME-BY-GAME TOTALS (2022-23)

Opponent	Date	Score	W/L	FG-FGA	PCT	3FG-FGA	PCT	FT-FTA	PCT	OR	DR	REB	PF	AST	TO	BLK	STL
Sacramento State	11/07/22	76-50	W	34-64	.563	6-10	.600	2-5	.400	9	24	33	14	12	9	6	12
Long Beach State	11/11/22	93-69	W	35-75	.467	9-25	.360	14-17	.824	16	31	47	20	17	15	4	10
Norfolk State	11/14/22	86-56	W	32-56	.571	11-25	.440	11-18	.611	9	23	32	13	20	7	5	8
vs. Illinois ¹	11/18/22	70-79	L	27-72	.375	9-22	.409	7-14	.500	16	23	39	15	17	15	3	10
vs. Baylor ¹	11/20/22																
Pepperdine	11/23/22																
Bellarmine	11/27/22																
at Stanford*	12/01/22																
Oregon*	12/04/22																
Denver	12/10/22																
at Maryland	12/14/22																
vs. Kentucky ²	12/17/22																
UC Davis	12/21/22																
at Washington State	12/30/22																
at Washington*	01/01/23																
USC*	01/05/23																
Utah*	01/12/23																
Colorado*	01/14/23																
at Arizona State*	01/19/23																
at Arizona*	01/21/23																
at USC*	01/26/23																
Washington*	02/02/23																
Washington State*	02/04/23																
at Oregon State*	02/09/23																
at Oregon*	02/11/23																
Stanford*	02/16/23																
California*	02/18/23																
at Utah*	02/23/23																
at Colorado*	02/26/23																
Arizona State*	03/02/23																
Arizona*	03/04/23																

* Pac-12 Conference game

1 Continental Tire Main Event (Las Vegas, Nev.)

2 CBS Sports Classic (New York, N.Y.)

OPPONENT'S GAME-BY-GAME TOTALS (2022-23)

Opponent	Date	Score	W/L	FG-FGA	PCT	3FG-FGA	PCT	FT-FTA	PCT	OR	DR	REB	PF	AST	TO	BLK	STL
Sacramento State	11/07/22	76-50	W	19-55	.345	2-18	.111	10-17	.588	15	22	37	12	7	21	1	2
Long Beach State	11/11/22	93-69	W	24-66	.364	6-21	.286	15-19	.789	12	24	36	18	13	17	5	8
Norfolk State	11/14/22	86-56	W	26-55	.473	2-14	.143	11-18	.611	9	23	32	13	20	7	5	8
vs. Illinois ¹	11/18/22	70-79	L	27-51	.529	12-25	.480	13-19	.684	5	33	38	17	19	21	4	8
vs. Baylor ¹	11/20/22																
Pepperdine	11/23/22																
Bellarmine	11/27/22																
at Stanford*	12/01/22																
Oregon*	12/04/22																
Denver	12/10/22																
at Maryland	12/14/22																
vs. Kentucky ²	12/17/22																
UC Davis	12/21/22																
at Washington State*	12/30/22																
at Washington*	01/01/23																
USC*	01/05/23																
Utah*	01/12/23																
Colorado*	01/14/23																
at Arizona State*	01/19/23																
at Arizona*	01/21/23																
at USC*	01/26/23																
Washington*	02/02/23																
Washington State*	02/04/23																
at Oregon State*	02/09/23																
at Oregon*	02/11/23																
Stanford*	02/16/23																
California*	02/18/23																
at Utah*	02/23/23																
at Colorado*	02/26/23																
Arizona State*	03/02/23																
Arizona*	03/04/23																

* Pac-12 Conference game

1 Continental Tire Main Event (Las Vegas, Nev.)

2 CBS Sports Classic (New York, N.Y.)

UCLA's SEASON/CAREER STATS

2022-23 ROSTER

Summary

Player	Season Statistics										Career Statistics									
	GP-GS	MIN/G	FG%	3FG%	FT%	R/G	A/G	STL	BLK	PTS/G	GP-GS	MIN/G	FG%	3FG%	FT%	R/G	A/G	STL	BLK	PTS/G
ANDREWS, Dylan	4-0	9.8	.333	.000	.333	1.0	0.5	2	1	1.8	4-0	9.8	.333	.000	.333	1.0	0.5	2	1	1.8
BAILEY, Amari	4-4	26.8	.472	.143	.143	3.5	2.3	5	0	9.0	4-4	26.8	.472	.143	.143	3.5	2.3	5	0	9.0
BONA, Adem	3-3	20.1	.750	.000	.556	5.0	1.3	2	4	7.7	3-3	20.1	.750	.000	.556	5.0	1.3	2	4	7.7
CAMPBELL, Tyger	4-4	29.3	.435	.375	1.000	1.3	4.3	7	0	16.3	100-100	31.9	.416	.328	.761	2.3	4.9	101	5	10.5
CANKA, Abramo	3-0	7.5	.286	.333	1.000	0.7	0.0	0	0	2.3	3-0	7.5	.286	.333	1.000	0.7	0.0	0	0	2.3
CLARK, Jaylen	4-4	28.1	.605	.538	.750	7.5	2.8	14	2	14.8	64-10	14.3	.520	.320	.625	3.4	0.7	51	12	5.2
CREMONESI, Logan	3-0	2.3	.000	.000	.500	0.0	0.0	0	0	0.3	8-0	1.5	.000	.000	.250	0.1	0.0	0	0	0.1
ETIENNE, Mac	3-0	6.9	.100	.000	1.000	3.0	0.3	2	5	1.3	16-1	10.5	.457	.000	.429	2.9	0.3	4	7	2.4
JAQUEZ JR., Jaime	4-4	32.4	.444	.364	.545	6.3	3.3	5	2	14.5	101-93	30.8	.471	.333	.717	5.6	1.9	126	47	11.9
NWUBA, Kenneth	4-1	15.7	.714	.000	.000	2.3	1.0	1	4	2.5	59-2	6.0	.500	.000	.438	0.9	0.2	4	15	0.7
SINGLETON, David	4-0	28.3	.567	.591	1.000	4.5	1.3	2	0	13.3	131-24	18.2	.440	.448	.721	1.6	0.9	69	13	5.0
STONG, Russell	3-0	2.4	.000	.000	1.000	0.7	0.0	0	0	0.7	29-0	1.7	.222	.167	1.000	0.2	0.1	0	0	0.2

Scoring

Player	Season Statistics								Career Statistics							
	FG-FGA	FG%	3FG-3FGA	3FG%	FT-FTA	FT%	PTS	PTS/G	FG-FGA	FG%	3FG-3FGA	3FG%	FT-FTA	FT%	PTS	PTS/G
ANDREWS, Dylan	3-9	.333	0-1	.000	1-3	.333	7	1.8	3-9	.333	0-1	.000	1-3	.333	7	1.8
BAILEY, Amari	17-36	.472	1-7	.143	1-7	.143	36	9.0	17-36	.472	1-7	.143	1-7	.143	36	9.0
BONA, Adem	9-12	.750	0-0	.000	5-9	.556	23	7.7	9-12	.750	0-0	.000	5-9	.556	23	7.7
CAMPBELL, Tyger	27-62	.435	9-24	.375	2-2	1.000	65	16.3	379-912	.416	101-308	.328	188-247	.761	1047	10.5
CANKA, Abramo	2-7	.286	1-3	.333	2-2	1.000	7	2.3	2-7	.286	1-3	.333	2-2	1.000	7	2.3
CLARK, Jaylen	23-38	.605	7-13	.538	6-8	.750	59	14.8	133-256	.520	16-50	.320	50-80	.625	332	5.2
CREMONESI, Logan	0-0	.000	0-0	.000	1-2	.500	1	0.3	0-1	.000	0-0	.000	1-4	.250	1	0.1
ETIENNE, Mac	1-10	.100	0-0	.000	2-2	1.000	4	1.3	16-35	.457	0-0	.000	6-14	.429	38	2.4
JAQUEZ JR., Jaime	24-54	.444	4-11	.364	6-11	.545	58	14.5	439-933	.471	87-261	.333	236-329	.717	1201	11.9
NWUBA, Kenneth	5-7	.714	0-0	.000	0-0	.000	10	2.5	18-36	.500	0-0	.000	7-16	.438	43	0.7
SINGLETON, David	17-30	.567	13-22	.591	6-6	1.000	53	13.3	216-491	.440	159-355	.448	62-86	.721	653	5.0
STONG, Russell	0-2	.000	0-1	.000	2-2	1.000	2	0.7	2-9	.222	1-6	.167	2-2	1.000	7	0.2

Totals

Player	Season Statistics									Career Statistics						
	O-REB	D-REB	TOTAL	PF	FO	A	TO	A/TO	O-REB	D-REB	TOTAL	PF	FO	A	TO	A/TO
ANDREWS, Dylan	3	1	4	4	0	2	1	2.0	3	1	4	4	0	2	1	2.0
BAILEY, Amari	1	13	14	6	0	9	8	1.1	1	13	14	6	0	9	8	1.1
BONA, Adem	9	6	15	7	0	4	2	2.0	9	6	15	7	0	4	2	2.0
CAMPBELL, Tyger	3	2	5	6	0	17	7	2.4	47	180	227	193	3	486	166	2.9
CANKA, Abramo	1	1	2	1	0	0	1	0.0	1	1	2	1	0	0	1	0.0
CLARK, Jaylen	6	24	30	10	0	11	10	1.1	82	133	215	99	0	47	42	1.1
CREMONESI, Logan	0	0	0	0	0	0	1	0.0	0	1	1	1	0	0	1	0.0
ETIENNE, Mac	5	4	9	5	0	1	0	0.0	17	29	46	18	0	4	8	0.5
JAQUEZ JR., Jaime	8	17	25	9	0	13	11	1.2	178	385	563	211	4	188	144	1.3
NWUBA, Kenneth	4	5	9	9	0	4	4	1.0	24	31	55	71	0	10	21	0.5
SINGLETON, David	2	16	18	5	0	5	1	5.0	22	192	214	138	1	119	47	2.5
STONG, Russell	0	2	2	0	0	0	0	0.0	0	7	7	4	0	2	4	0.5

2021-22 OVERALL STATISTICS

Overall: 27-8 Home: 14-1 Away: 8-4 Neutral: 5-3 Pac-12: 15-5

Game Records

Record	Overall	Home	Away	Neutral
ALL GAMES	27-8	14-1	8-4	5-3
CONFERENCE	15-5	9-1	6-4	0-0
NON-CONFERENCE	12-3	5-0	2-0	5-3

Score by Periods

Team	1st	2nd	OT	TOT
UCLA	1293	1297	49	2639
Opponents	1034	1176	46	2256

Team Box Score

No.	Player				Total		3-Point		F-Throw		Rebounds											
		GP-GS	MIN	AVG	FG-FGA	FG%	3FG-3FGA	3FG%	FT-FTA	FT%	OFF	DEF	TOT	AVG	PF	DQ	A	TO	BLK	STL	PTS	AVG
3	JUZANG, Johnny	30-29	952:30	31.7	179-414	.432	45-125	.360	66-79	.835	23	119	142	4.7	59	1	54	47	4	22	469	15.6
24	JAQUEZ JR., Jaime	34-34	1037:02	30.5	175-371	.472	21-76	.276	102-134	.761	59	135	194	5.7	53	1	79	47	11	39	473	13.9
1	BERNARD, Jules	35-34	1051:49	30.1	147-351	.419	56-166	.337	99-121	.818	29	135	164	4.7	59	0	60	34	7	34	449	12.8
10	CAMPBELL, Tyger	33-33	1064:50	32.3	138-311	.444	50-122	.410	67-80	.838	14	68	82	2.5	62	2	141	44	4	34	393	11.9
2	RILEY, Cody	26-20	562:23	21.6	71-153	.464	4-8	.500	43-64	.672	29	72	101	3.9	64	1	25	23	11	18	189	7.3
0	CLARK, Jaylen	29-6	523:31	18.1	81-160	.506	7-27	.259	26-48	.542	45	65	110	3.8	56	0	30	20	5	33	195	6.7
34	SINGLETON, David	33-4	555:18	16.8	56-117	.479	37-82	.451	9-15	.600	9	39	48	1.5	35	0	30	9	5	18	158	4.8
15	JOHNSON, Myles	35-15	635:13	18.1	51-81	.630	0-0	.000	24-45	.533	88	100	188	5.4	75	0	25	35	44	21	126	3.6
23	KATSON, Peyton	32-0	407:37	12.7	38-118	.322	7-31	.226	22-32	.688	29	63	92	2.9	51	0	26	30	19	19	105	3.3
13	WYMAN, Jake	23-0	182:40	7.9	20-54	.370	9-31	.290	6-6	1.000	4	20	24	1.0	13	0	11	3	0	5	55	2.4
14	NWUBA, Kenneth	20-0	129:44	6.5	10-15	.667	0-0	.000	4-8	.500	7	11	18	0.9	24	0	4	7	6	1	24	1.2
43	STONG, Russell	12-0	22:22	1.9	1-3	.333	1-3	.333	0-0	.000	0	4	4	0.3	3	0	1	3	0	0	3	0.3
Team											58	56	114					11				
Total		35	7125		967-2148	.450	237-671	.353	468-632	.741	394	887	1281	36.6	554	5	486	313	116	244	2639	75.4
Opponents		35	7124		809-1948	.415	238-742	.321	400-551	.726	300	861	1161	33.2	593	12	406	460	111	156	2256	64.5

Team Statistics

	UCLA	OPP
Scoring	2639	2256
Points per game	75.4	64.5
Scoring margin	+10.9	-
Field goals-att	967-2148	809-1948
Field goal pct	.450	.415
3 point fg-att	237-671	238-742
3-point FG pct	.353	.321
3-pt FG made per game	6.8	6.8
Free throws-att	468-632	400-551
Free throw pct	.741	.726
F-Throws made per game	13.4	11.4
Rebounds	1281	1161
Rebounds per game	36.6	33.2
Rebounding margin	+3.4	-
Assists	486	406
Assists per game	13.9	11.6
Turnovers	313	460
Turnovers per game	8.9	13.1
Turnover margin	+4.2	-
Assist/turnover ratio	1.6	0.9
Steals	244	156
Steals per game	7.0	4.5
Blocks	116	111
Blocks per game	3.3	3.2
Winning streak	0	-
Home win streak	8	-
Attendance	111152	104411
Home games-Avg/Game	15-7410	12-8701
Neutral site-Avg/Game	-	8-13879

Team Results

Date	Opponent		Score	Att.
11/09/2021	CSU Bakersfield	W	95-58	5618
11/12/2021	Villanova	Wot	86-77	13659
11/15/2021	Long Beach St.	W	100-79	7129
11/17/2021	North Florida	W	98-63	7103
11/22/2021	vs Bellarmine	W	75-62	7001
11/23/2021	vs Gonzaga	L	63-83	12795
11/27/2021	at UNLV	W	73-51	6392
12/01/2021	Colorado	W	73-61	7941
12/11/2021	at Marquette	W	67-56	15028
01/06/2022	Long Beach St.	W	96-78	236
01/08/2022	at California	W	60-52	8325
01/13/2022	Oregon	Lot	81-84	119
01/15/2022	Oregon St.	W	81-65	141
01/20/2022	at Utah	W	63-58	7785
01/22/2022	at Colorado	W	71-65	8774
01/25/2022	Arizona	W	75-59	11268
01/27/2022	California	W	81-57	7457
01/29/2022	Stanford	W	66-43	10283
02/03/2022	at Arizona	L	66-76	14644
02/05/2022	at Arizona St.	Lot3	84-87	9135
02/08/2022	at Stanford	W	79-70	4288
02/12/2022	at Southern California	L	64-67	10258
02/17/2022	Washington St.	W	76-56	7916
02/19/2022	Washington	W	76-50	10586
02/21/2022	Arizona St.	W	66-52	8037
02/24/2022	at Oregon	L	63-68	8950
02/26/2022	at Oregon St.	W	94-55	4584
02/28/2022	at Washington	W	77-66	6248
03/05/2022	Southern California	W	75-68	13659
03/10/2022	vs Washington St.	W	75-65	10417
03/11/2022	vs Southern California	W	69-59	14158
03/12/2022	vs Arizona	L	76-84	14401
03/17/2022	vs Akron	W	57-53	14217
03/19/2022	vs Saint Mary's (CA)	W	72-56	17907
03/25/2022	vs North Carolina	L	66-73	20136

2022-23 OVERALL STATISTICS

Overall: 3-1 Home: 3-0 Away: 0-0 Neutral: 0-1 Pac-12: 0-0

Game Records

Record	Overall	Home	Away	Neutral
ALL GAMES	3-1	3-0	0-0	0-1
CONFERENCE	0-0	0-0	0-0	0-0
NON-CONFERENCE	3-1	3-0	0-0	0-1

Score by Periods

Team	1st	2nd	OT	TOT
UCLA	170	155	0	325
Opponents	119	135	0	254

Team Box Score

No.	Player	Total			3-Point		F-Throw		Rebounds				PF		DQ		A		TO		BLK		STL		PTS		AVG	
		GP-GS	MIN	AVG	FG-FGA	FG%	3FG-3FGA	3FG%	FT-FTA	FT%	OFF	DEF	TOT	AVG	PF	DQ	A	TO	BLK	STL	PTS	AVG						
10	CAMPBELL, Tyger	4-4	117:18	29.3	27-62	.435	9-24	.375	2-2	1.000	3	2	5	1.3	6	0	17	7	0	7	65	16.3						
0	CLARK, Jaylen	4-4	112:30	28.1	23-38	.605	7-13	.538	6-8	.750	6	24	30	7.5	10	0	11	10	2	14	59	14.8						
24	JAQUEZ JR., Jaime	4-4	129:42	32.4	24-54	.444	4-11	.364	6-11	.545	8	17	25	6.3	9	0	13	11	2	5	58	14.5						
34	SINGLETON, David	4-0	113:15	28.3	17-30	.567	13-22	.591	6-6	1.000	2	16	18	4.5	5	0	5	1	0	2	53	13.3						
5	BAILEY, Amari	4-4	107:15	26.8	17-36	.472	1-7	.143	1-7	.143	1	13	14	3.5	6	0	9	8	0	5	36	9.0						
3	BONA, Adem	3-3	60:21	20.1	9-12	.750	0-0	.000	5-9	.556	9	6	15	5.0	7	0	4	2	4	2	23	7.7						
14	NWUBA, Kenneth	4-1	62:58	15.7	5-7	.714	0-0	.000	0-0	.000	4	5	9	2.3	9	0	4	4	4	1	10	2.5						
1	CANKA, Abramo	3-0	22:29	7.5	2-7	.286	1-3	.333	2-2	1.000	1	1	2	0.7	1	0	0	1	0	0	7	2.3						
2	ANDREWS, Dylan	4-0	39:13	9.8	3-9	.333	0-1	.000	1-3	.333	3	1	4	1.0	4	0	2	1	1	2	7	1.8						
12	ETIENNE, Mac	3-0	20:43	6.9	1-10	.100	0-0	.000	2-2	1.000	5	4	9	3.0	5	0	1	0	5	2	4	1.3						
43	STONG, Russell	3-0	07:14	2.4	0-2	.000	0-1	.000	2-2	1.000	0	2	2	0.7	0	0	0	0	0	0	2	0.7						
20	CREMONESI, Logan	3-0	07:02	2.3	0-0	.000	0-0	.000	1-2	.500	0	0	0	0.0	0	0	0	1	0	0	1	0.3						
Team											8	10	18															
Total		4	800		128-267	.479	35-82	.427	34-54	.630	50	101	151	37.8	62	0	66	46	18	40	325	81.3						
Opponents		4	800		96-227	.423	22-78	.282	40-59	.678	38	97	135	33.8	66	1	48	72	11	22	254	63.5						

Team Statistics

	UCLA	OPP
Scoring	325	254
Points per game	81.3	63.5
Scoring margin	+17.8	-
Field goals-att	128-267	96-227
Field goal pct	.479	.423
3 point fg-att	35-82	22-78
3-point FG pct	.427	.282
3-pt FG made per game	8.8	5.5
Free throws-att	34-54	40-59
Free throw pct	.630	.678
F-Throws made per game	8.5	10.0
Rebounds	151	135
Rebounds per game	37.8	33.8
Rebounding margin	+4.0	-
Assists	66	48
Assists per game	16.5	12.0
Turnovers	46	72
Turnovers per game	11.5	18.0
Turnover margin	+6.5	-
Assist/turnover ratio	1.4	0.7
Steals	40	22
Steals per game	10.0	5.5
Blocks	18	11
Blocks per game	4.5	2.8
Winning streak	0	-
Home win streak	3	-
Attendance	21963	0
Home games-Avg/Game	3-7321	0-0
Neutral site-Avg/Game	-	1-8707

Team Results

Date	Opponent		Score	Att.
11/07/2022	Sacramento St.	W	76-50	6096
11/11/2022	Long Beach St.	W	93-69	9811
11/14/2022	Norfolk St.	W	86-56	6056
11/18/2022	vs Illinois	L	70-79	8707