



BAYLOR

MEN'S BASKETBALL



BIG 12 CONFERENCE

GAME 31

3/4 BAYLOR (25-5, 13-4 Big 12) vs. NR/RV IOWA STATE (20-10, 7-10 Big 12)



March 5, 2022 • 5:00 p.m. CT • Watch: ESPN2 and ESPN App • Listen: ESPN Central Texas & TuneIn App
Waco, Texas • Ferrell Center (10,284) • Social Media: @BaylorMBB | #SicEm | #CultureofJOY

MEDIA INFORMATION

TV: ESPN2 and ESPN App

Talent: Rich Hollenberg (pxp), Chris Spatola (analyst)

BU Radio: Learfield / 1660 AM & 92.3 FM Central Texas

Talent: John Morris (pxp), Pat Nunley (analyst)

Satellite Radio: Sirius 83, XM 83, Internet 83

Social Media: @BaylorMBB | #SicEm | #CultureofJOY

All-Time Series Baylor is 23-20

Waco Baylor is 16-2

Ames Baylor is 6-14

Neutral Baylor is 1-4

Drew Era Baylor is 19-13

First Meeting 12/5/88 — ISU 83-73 (Ames)

Last Season 1/2/21 — BU 76-65 (Ames)

2/23/21 — BU 77-72 (Waco)

This Season 1/1/22 — BU 77-72 (Ames)

2021-22 SCHEDULE & RESULTS

DATE	BU	OPP	OPPONENT	TV	TIME/SCORE
N12	8/8	—	INCARNATE WORD	ESPN+	W, 87-60
N15	9/8	—	NICHOLLS STATE	ESPN+	W, 89-60
N17	9/8	—	CENTRAL ARKANSAS	ESPN+	W, 92-47
N20	9/8	—	STANFORD	ESPN+	W, 86-48
N24	6/5	—	vs. Arizona State ¹	ESPN2	W, 75-63
N25	6/5	—	vs. VCU ¹	ESPN	W, 69-61
N26	6/5	rv/rv	vs. Michigan State ¹	ESPN	W, 75-58
D4	4/4	—	ARKANSAS-PINE BLUFF	ESPN+	W, 99-54
D12	2/2	6/6	VILLANOVA ²	ABC	W, 57-36
D18	1/1	—	at Oregon	ESPN2	W, 78-70
D20	1/1	—	ALCORN STATE	ESPN+	W, 94-57
D28	1/1	—	NORTHWESTERN STATE	ESPN+	W, 104-68
J1	1/1	8/8	• at Iowa State	ESPN2	W, 77-72
J4	1/1	rv/rv	• OKLAHOMA	ESPN2	W, 84-74
J8	1/1	—	• at TCU	ESPN+	W, 76-64
J11	1/1	19/19	• TEXAS TECH	ESPN2	L, 62-65
J15	1/1	—	• OKLAHOMA STATE	ESPN	L, 54-61
J18	5/6	rv/rv	• at West Virginia	ESPN2	W, 77-68
J22	5/6	rv/rv	• at Oklahoma	ESPN+	W, 65-51
J25	4/4	—	• KANSAS STATE	ESPN+	W, 74-49
J29	4/4	rv/rv	• at Alabama ³	ESPN	L, 78-87
J31	8/8	—	• WEST VIRGINIA	ESPN	W, 81-77
F5	8/8	10/10	• at Kansas	ESPN	L, 59-83
F9	10/10	—	• at Kansas State	ESPN+	W, 75-60
F12	10/10	20/20	• TEXAS	ESPN	W, 80-63
F16	7/8	11/11	• at Texas Tech	ESPN2	L, 73-83
F19	7/8	-/rv	• TCU	ESPN2	W, 72-62
F21	10/11	—	• at Oklahoma State	ESPN	W, 66-64 OT
F26	10/11	5/5	• KANSAS	ESPN	W, 80-70
F28	3/4	21/21	• at Texas	ESPN	W, 68-61
M5	3/4	-/rv	• IOWA STATE	ESPN2	5 pm
M9-12	—	—	Big 12 Championship ⁴	TBD	TBD

SCHEDULE KEY

1 — Bad Boy Mowers Battle 4 Atlantis (Paradise Island, Bahamas)

2 — Big East-Big 12 Battle at Ferrell Center (Waco, Texas)

3 — Big 12/SEC Challenge at Coleman Coliseum (Tuscaloosa, Ala.)

4 — Big 12 Championship at T-Mobile Center (Kansas City)

Rankings: AP/Coaches at time of game; All times Central

BAYLOR ATHLETICS COMMUNICATIONS

DAVID KAYE

Assistant AD

254-709-5147 • David_Kaye@baylor.edu

STORY LINES

- No. 3 Baylor takes on Iowa State at 5 p.m. CT Saturday for Senior Night at the Ferrell Center.
- Baylor can clinch at least a share of their 2nd-straight conference title with a win. It would be the 7th conference title in program history (1932, 1946, 1948, 1949, 1950, 2021, 2022).
- BU honors seniors James Akinjo, Matthew Mayer, Flo Thamba and Mitchell Paul in a pregame ceremony.
- Saturday is the 44th series meeting, and the home team is 30-8 in the series in campus-site games.
- Baylor is 13-3 against Iowa State since 2015 and 19-13 vs. ISU during the 19-year Scott Drew era.
- Baylor is 16-2 at home against Iowa State, with the only losses in 2000 and 2013.
- BU has won 8-straight home games against Iowa State, including 4 times against ranked ISU teams.
- Baylor has won each of the last two series meetings by a score of 77-72.
- No. 1 BU won a matchup of undefeated teams against No. 8 Iowa State on New Years Day in Ames. The Bears never trailed in the game and got 29 bench points (13-Cryer, 12-Sochan, 4-Tchatchoua).
- In the last meeting in Waco, BU played for the first time in 21 days (COVID pause). The Bears fell behind 32-15, cut the deficit to 37-32 at the half and took their first lead with 4:26 left.
- Baylor was No. 5 overall (top 2-seed) in the latest NCAA Top 16 bracket overall announced Feb. 19.
- Baylor is No. 4 in the NET rankings and leads the nation with 12 Quadrant 1 wins (12-4).
- With BU ranked No. 3 for Saturday's game, half (308) of 616 games under Scott Drew will have been as a ranked team, a remarkable feat considering BU was unranked for the first 122 games of Drew's tenure.
- Six of Baylor's rotation players have been injured this season — Tchamwa Tchatchoua and Langston Love are out for the year, while Akinjo, Flagler, Sochan and Cryer have all missed multiple Big 12 games.
- BU is coming off a 68-61 win at No. 21 Texas on Monday and an 80-70 win over No. 5 Kansas on Saturday.
- Akinjo (15) and Flagler (16) combined to score 31 second-half points to overcome a 30-27 halftime deficit. Akinjo led BU in points (19), rebounds (career-high 8), assists (7), steals (2) and minutes (38).
- Baylor is 22-6 against ranked teams over the last 3 seasons, including a 13-4 mark away from home.
- Baylor finished 7-2 in Big 12 road games this season, two games better than all other teams.
- Baylor is 21-5 in Big 12 road games over the last 3 seasons (rest of league is 83-151 in B12 road games).
- BU is 25-2 in home games over the last 2 seasons, with an average scoring margin of +22.7.
- Baylor is 39-3 at home over the last 3 seasons, with two losses by 3 points against ranked teams.
- Baylor has won 13+ conference games in 3-straight seasons after never doing so prior to 2019-20.
- Baylor's 41-8 Big 12 record over the last 3 seasons is the best of any Power-5 team.
- Baylor's 53-7 record over the last 2 seasons is the nation's best among Power-5 teams, and the Bears' 79-11 record over the last 3 seasons is 2nd-best nationally, trailing only Gonzaga (86-7).
- Baylor has reached the 25-win milestone in each of the last 3 seasons and in 7 of the last 13 years. Prior to that, BU reached 25 wins just once in the program's first 103 years (25-5 in 1945-46).
- BU ranks 7th nationally in KenPom's offensive rebound pct (36.5), its 9th-straight year ranked top-10.
- BU is 18-0 this season when winning points in the paint and 17-1 when committing fewer turnovers.

TEAM INFORMATION

BAYLOR (25-5, 13-4 Big 12)	
Ranking	3rd — AP, 4th — Coaches
Head Coach	Scott Drew (Butler, 1993)
Career Record	415-231 (20th season)
BU Record	395-220 (19th season)
vs. ISU	19-13

IOWA STATE

 (20-10, 7-10 Big 12)

IOWA STATE (20-10, 7-10 Big 12)	
Ranking	NR — AP, RV-37th — Coaches
Head Coach	T.J. Otzelberger (Wisc.-Whitewater, 2001)
Career Record	119-73 (6th season)
ISU Record	20-10 (1st season)
vs. Baylor	0-1
SID	Matt Shoultz — mshoultz@iastate.edu

BAYLOR 2021-22 STATS

#	P	NAME	YR	PPG	RPG	APG	MPG
10	G	Adam Flagler	Jr.	13.9	2.4	3.0	30.3
4	G	LJ Cryer	So.	13.5	1.5	1.7	25.9
11	G	James Akinjo	Sr.	13.1	2.6	5.8	32.7
2	G	Kendall Brown	Fr.	9.9	4.9	1.9	27.0
24	F	Matthew Mayer	Sr.	9.5	5.0	1.1	22.3
1	F	Jeremy Sochan	Fr.	8.5	6.1	1.7	24.4
23	F	J. Tchamwa Tchatchoua	Jr.	8.4	6.8	0.4*	20.9
0	F	Flo Thamba	Sr.	6.0	5.4	1.0*	19.5
3	G	Dale Bonner	Jr.	2.9	1.0	1.5	16.6
5	F	Jordan Turner	So.	1.8	1.2	0.5	6.1
14	G	Mitchell Paul	Sr.	1.3	0.7	0.0	2.0
32	F	Zach Loveday	So.	1.0	1.2	0.4*	3.7
21	G	Kijana Love	Sr.	0.5	0.3	0.2	1.7
20	F	Austin Sacks	So.	0.0	0.0	0.0	1.8

* - blocks per game

GAME 31 – vs. IOWA STATE

PRONUNCIATIONS

James AKINJO	uh-KIN-jo
John JAKUS	JAYK-us
KIJANA Love	ki-JAH-na
Matthew MAYER	MYE-er
Jeremy SOCHAN	SO-han
Jonathan TCHAMWA TCHATCHOUA	CHAM-wuh CHA-chew-wuh
Flo THAMBA	THOM-buh

BAYLOR IN THE RANKINGS (2021-22)

WEEK	W/L	AP	COACHES
Preseason	0-0	8th (992)	8th (542)
Nov. 15	1-0	9th (1,010)	8th (542)
Nov. 22	4-0	6th (1,154)	5th (635)
Nov. 29	7-0	4th (1,324)	4th (693; 2)
Dec. 6	8-0	2nd (1,421)	2nd (751; 3)
Dec. 13	9-0	1st (1,525; 61)	1st (797; 30)
Dec. 20	10-0	1st (1,524; 60)	1st (800; 32)
Dec. 27	11-0	1st (1,525; 61)	1st (800; 32)
Jan. 3	13-0	1st (1,525; 61)	1st (800; 32)
Jan. 10	15-0	1st (1,525; 61)	1st (800; 32)
Jan. 17	15-2	5th (1,238)	6th (642)
Jan. 24	17-2	4th (1,335)	4th (690)
Jan. 31	18-3	8th (1,141)	8th (584)
Feb. 7	19-4	10th (921)	10th (478)
Feb. 14	21-4	7th (1,148)	8th (583)
Feb. 21	22-5	10th (984)	11th (509)
Feb. 28	24-5	3rd (1,342; 4)	4th (649; 1)

ACTIVE STREAKS

CONSECUTIVE STARTS

60	Flo Thamba
30	Kendall Brown
18	Matthew Mayer
10	James Akinjo
3	Adam Flagler

CONSECUTIVE GAMES PLAYED

62	Flo Thamba
30	Kendall Brown
18	Matthew Mayer
16	Dale Bonner
11	Jeremy Sochan
10	James Akinjo
3	Adam Flagler

CONSECUTIVE GAMES WITH 3-POINTER

13	LJ Cryer
3	Kendall Brown
1	James Akinjo, Adam Flagler

CONSECUTIVE GAMES WITH 10+ POINTS

11	Adam Flagler
2	James Akinjo, Flo Thamba
1	Kendall Brown

SEEKING FIRST CONFERENCE TITLE IN 71 YEARS

- BU needs one more win to clinch its second-consecutive conference championship.
- Baylor won its first conference title in 71 years a season ago. It was the Bears' first since the 1950 SWC.
- Baylor has won six league titles in program history, the first five in the Southwest Conference – 1932 (10-2), 1946 (11-1), 1948 (11-1), 1949 (9-3), 1950 (8-4) and 2021 (13-1). The 1949 and 1950 titles were co-championships.
- Baylor's best Big 12 finish before 2021 was outright 2nd-place in 2020. BU also tied for 2nd in 2010 and 2017.
- Baylor's 15 Big 12 wins in 2020 were the most ever by a team that didn't claim the Big 12 title.

QUICK HITS

- Over the last 3 seasons, Baylor is 63-4 when leading at the half and 79-6 when taking a 2nd-half lead.
- Baylor is on a school-record streak of 46-straight weeks top-10 ranked (top-5 ranked in 39 of those).
- BU is on a school-record streak of 54-straight weeks ranked in the AP Top 25 (previous record was 25). It's the nation's 3rd-longest active streak behind Gonzaga (112) and Villanova (57).
- Baylor has been ranked in all 10 spots in the AP Top 10 within the last 11 months (18 total weekly polls).
- Baylor has been ranked in all 25 spots in the AP Top 25 at some point in the last 7 years.
- Baylor has been No. 1 ranked in 4 of the last 6 seasons (Gonzaga, Duke and Kansas are only others).
- Baylor and Kansas are the only Power-5 schools to win 18+ games every year since 2008.
- Baylor has built leads of 10+ points in 31 of 36 games since the start of the 2021 NCAA Tournament (31-5 record).
- BU has built double-digit leads in 76 of 90 games over the last 3 seasons (52 of 60 last 2 seasons).
- Head coach **Scott Drew** is in his 19th season at Baylor with a school-record 395 career victories.
- Drew has swept AP and coaches' Big 12 Coach of the Year honors each of the last two seasons.
- For a second-straight season, Baylor was one of the nation's final two undefeated teams.
- BU went 305 days between losses, the longest in program history (March 12, 2021 – Jan. 11, 2022).
- BU had a 36-game non-conference winning streak with 813 days between losses (Nov. 8, 2019 – Jan. 29, 2022).
- BU went 1,038 days without consecutive losses before dropping back-to-back games Jan. 11 and Jan. 15.
- Baylor became the first program to start consecutive seasons 15-0 since Syracuse in 2010-11 and 2011-12.
- Baylor's streak of 9 consecutive postseasons is tied as the nation's 7th-longest active streak.
- Baylor is 93-7 when leading at halftime over the last 5 seasons (63-4 over last 3 seasons, 24-0 last season).
- Baylor has won 90% of its games when leading at the half since 2011-12 (211-23).
- Baylor is 270-104 over the last 11 seasons, averaging 24.5 wins per season since 2011-12.
- Baylor's 270 wins since 2011-12 are second-most in the Big 12 behind only Kansas (309).
- Baylor is 361-151 since 2007-08, the first year Drew's staff had a full allotment of scholarships.
- Five of Baylor's players have used or are currently using a redshirt year. Two after transferring to BU (Flagler, Tchamwa Tchatchoua), one before transferring (Bonner) and two as freshmen – Turner and Langston Love.
- Ten of Baylor's 11 starting point guards under Drew have earned All-Big recognition (16 of last 17 seasons).
- Baylor is 1 of 10 teams nationally to appear in every postseason since 2012 (7 NCAAs, 2 NITs).
- Baylor has the nation's 9th-longest active streak with at least one 3-point FG made in 992 straight games – the last time Baylor failed to make a 3-pointer was nearly 32 years ago, on Feb. 21, 1990 vs. Texas Tech (0-8).
- Baylor has won 8 tournament titles under **Drew** – 2007 Paradise Jam, 2011 Las Vegas Classic, 2013 NIT, 2016 & 2021 Battle 4 Atlantis, 2017 Hall of Fame Classic, 2019 Myrtle Beach Invitational and 2021 NCAA Championship.

2021-22 BAYLOR BASKETBALL ROSTER

NO.	NAME	POS.	HT.	WT.	CL.	EXP.	HOMETOWN/HIGH SCHOOL (PREVIOUS COLLEGE)
0	Flo Thamba	F	6-10	250	Sr.	3L	Kinshasa, Democratic Republic of Congo/Mountain Mission School
1	Jeremy Sochan	F	6-9	230	Fr.	HS	Milton Keynes, England/Orange Academy
2	Kendall Brown	G/F	6-8	205	Fr.	HS	Cottage Grove, Minn./Sunrise Christian
3	Dale Bonner	G	6-2	170	Jr.#	TR	Shaker Heights, Ohio/Shaker Heights HS (Fairmont State)
4	LJ Cryer	G	6-1	190	So.	1L	Katy, Texas/Morton Ranch HS
5	Jordan Turner	G/F	6-8	195	So.#	1L	Houston, Texas/Sunrise Christian
10	Adam Flagler	G	6-3	185	Jr.%	1L	Duluth, Ga./Duluth HS (Presbyterian)
11	James Akinjo	G	6-1	190	Sr.	TR	Oakland, Calif./Salesian HS (Georgetown/Arizona)
13	Langston Love	G	6-5	210	Fr.	HS	Universal City, Texas/Montverde Academy
14	Mitchell Paul	G	6-0	175	Sr.	HS	Leawood, Kan./Kansas City Christian
20	Austin Sacks	F	6-7	200	So.	TR	Encino, Calif./Oakwood HS (Santa Clara)
21	Kijana Love	G	6-1	170	Sr.	TR	Universal City, Texas/Steele HS (New Hampshire/St. Edward's)
23	Jonathan Tchamwa Tchatchoua	F	6-8	250	Jr.%	1L	Douala, Cameroon/NBA Global Academy - Australia (UNLV)
24	Matthew Mayer	G/F	6-9	225	Sr.	3L	Austin, Texas/Westlake HS
32	Zach Loveday	F	7-0	240	So.	1L	Gallipolis, Ohio/Huntington Prep

- sat out 2018-19 as redshirt % - sat out 2019-20 season as redshirt

COACHING STAFF

- Head Coach:** Scott Drew (Butler, 1993), 19th season at Baylor (20th season as Division I head coach)
- Associate Head Coach:** Jerome Tang (Charter Oak State, 2007), 19th season at Baylor
- Assistant Coach:** Alvin Brooks III (Idaho State, 2002), 6th season at Baylor
- Assistant Coach:** John Jakus (Trinity International, 1999), 5th season at Baylor
- Special Assistant & Director of Player Development:** Jared Nuness (Valparaiso, 2001), 12th season at Baylor
- Special Assistant to the Head Coach:** Bill Peterson (Eckerd, 1979), 5th season at Baylor
- Director of Basketball Operations:** Aditya Malhotra (Baylor, 2006), 9th season at Baylor
- Director of Video Operations:** Ty Beard (Baylor, 2009), 5th season at Baylor
- Director of Recruiting Operations:** Jason Smith (Baylor, 2011), 1st season at Baylor

NOTABLE STREAKS

- Baylor has taken a lead in 116-consecutive games (last wire-to-wire loss Dec. 1, 2018 at Wichita State).
- BU has won 63-straight when shooting a higher percentage than its opponent (last loss March 2, 2019 at K-State).
- Baylor has won 21-straight games when winning points in the paint (last loss March 12, 2021 vs. Oklahoma St.).
- Baylor has won 36-straight games when shooting 50% or higher (last loss March 18, 2018 vs. Mississippi State).
- Baylor has won 37-straight games when scoring 80+ points (last loss Jan. 5, 2019 vs. TCU).
- Baylor has made 2 or more 3-pointers in 144-consecutive games (last on Jan. 2, 2018 vs. TCU).
- Baylor has won 9-consecutive neutral-site games – (last loss Nov. 8, 2019 vs. Washington in Alaska).

SERIES HISTORY VS. IOWA STATE

- Saturday is the 44th series meeting. BU has won 13 of the last 16 to take its first lead in the series at 23-20.
- The home team is 30-8 in campus site games in the all-time series, and BU is 16-2 against ISU in Waco.
- Since the Big 12 went to double round-robin play in 2012, the teams have split the regular-season series 4 times (2012, 2014, 2017, 2018), BU has swept 5 times (2015, 2016, 2019, 2020, 2021) and ISU has swept once (2013).

THIS SEASON VS. IOWA STATE IN AMES

- Baylor led wire-to-wire and fought off a late comeback in a 77-72 win at No. 8 Iowa State on New Year’s Day.
- James Akinjo had a team-high 16 points, and Jeremy Sochan and LJ Cryer combined for 25 points off the bench.
- The matchup was the first time two undefeated Big 12 teams met in conference play (min. 10 games), as both teams entered 12-0. It was the 4th time in the last 40 years any two 12-0 or better Division I teams matched up.

LAST SEASON VS. IOWA STATE IN WACO

- Baylor played its first game in 21 days on Feb. 23, 2021 vs. Iowa State. The Bears fell behind 32-15 with 6:20 left in the first half, but they cut the deficit to 5 points at half and rallied to win 77-72.
- With the win, BU improved to 18-0, breaking the record for best start in program history (17-0 in 2011-12).
- The 5-point win was the first time Baylor won by fewer than 8 points all season and the first time the Bears didn’t lead throughout the final 7 minutes of a game all season. BU took its first lead with 4:26 left and didn’t trail again.
- **Adam Flagler** stepped up with 22 points off the bench, and **Mark Vital** had 15 rebounds and 3 blocks.

NATION’S-BEST 22-6 VS. RANKED TEAMS OVER LAST THREE SEASONS

- Baylor is a nation’s-best 22-6 against AP Top-25 ranked teams over the last 3 seasons.
- BU is 9-2 at home vs. ranked teams in the last 3 seasons – wins vs. #12 Arizona (Dec. 2019), #18 Butler (Dec. 2019), #14 West Virginia (Feb. 2020), #9 Kansas (Jan. 2021), #17 Oklahoma State (March 2021), #18 Texas Tech (March 2021), #6 Villanova (Dec. 2021), #20 Texas (Feb. 2022) and #5 Kansas (Feb. 2022), and losses by 3 points to #3 Kansas (Feb. 2020) and #19 Texas Tech (Jan. 2022).
- The record includes 13-4 away from home, with neutral wins vs. #17 Villanova (Nov. 2019), vs. #5 Illinois (Nov. 2020), vs. #18 Villanova (March 2021), vs. #10 Arkansas (March 2021), vs. #6 Houston (April 2021) and #1 Gonzaga (April 2021) and road wins at #22 Texas Tech (Jan. 2020), at #4 Kansas (Jan. 2020), at #15 Texas Tech (Jan. 2021), at #6 Texas (Feb. 2021), at #6 West Virginia (March 2021), at #8 Iowa State (January 2022) and at #21 Texas (Feb. 2022).

BAYLOR PARTNERS WITH CITY OF WACO ON \$700 MILLION RIVERFRONT PROJECT

- Baylor and the City of Waco have partnered on a \$700 million riverfront development project, headlined by the \$212 million Foster Pavilion, the future home for Baylor’s national champion basketball programs.
- Foster Pavilion (capacity 7,500) will be located along the Brazos River on the opposite side of I-35 from McLane Stadium.
- Groundbreaking is expected by June 2022, with the pavilion targeted for a January 2024 opening.
- Development Centers for both basketball programs are included in the 245k square foot Foster Pavilion project.

RANKED NO. 1 FOR THIRD-STRAIGHT SEASON

- Baylor reached No. 1 nationally on Dec. 13, marking a third-straight season with a No. 1 national ranking.
- BU was No. 1 for the first time on Jan. 9, 2017, spent five weeks ranked No. 1 in 2019-20, was No. 1 in the pre-season and week 1 coaches’ polls last year and has been No. 1 for five weeks in 2021-22.
- Baylor has now been ranked No. 1 in 14 weekly polls all-time. The Bears are 19-4 when playing as a No. 1 team.
- Baylor joins Duke, Gonzaga and Kansas as the only programs ranked No. 1 in four seasons since 2016-17.

ONE OF THE GREATEST REBUILDS IN NCAA HISTORY

- **Scott Drew** became Baylor head coach in 2003, starting of one of the greatest rebuilds in NCAA history.
- Drew has swept Big 12 Coach of the Year honors from the league coaches and media each of the last two seasons. He was named 2020 NBC Sports National Coach of the Year and 2017 Basketball Times National COY.
- Drew is now in his 19th season at Baylor and is the school’s all-time wins leader (395).
- Drew is coaching his 616th game at Baylor (395-220). His .642 winning pct. is best in BU history among coaches with 40+ games, and he’s the program’s all-time wins leader with 194 more victories than any other coach.
- Baylor has a .705 winning percentage (361-151) since Drew’s first year with no scholarship restrictions in 2007-08 and a .722 winning percentage (270-104) over the last 10+ seasons since 2011-12.
- Drew (51) is the youngest active collegiate head coach to win a National Championship.
- Baylor is playing its 308th game as a ranked team in Drew’s 19 seasons. BU was ranked in 2 of 2,197 games over the program’s first 97 seasons prior to Drew. Since January 2010, BU has been ranked in 293 of 430 games.
- In Drew’s first 18 seasons at Baylor, 48 players have gone on to professional careers.



SCOTT DREW
HEAD COACH
19TH SEASON AT BAYLOR

THE DREW FILE

PERSONAL

Birthdate: Oct. 23, 1970
Birthplace: Kansas City, Mo.
Family: Wife, Kelly; daughter Mackenzie, sons Peyton and Brody

EDUCATION

College: Butler, 1993; Valparaiso, 1994 (Master’s)

COACHING EXPERIENCE

1993-01 Valparaiso (assistant coach)
2001-02 Valparaiso (associate head coach)
2002-03 Valparaiso (head coach)
2003-pres. Baylor (head coach)

THE DREW WORKSHEET

YEAR	SCHOOL	OVERALL	CONF.
2002-03	Valparaiso	20-11	12-2
2003-04	Baylor	8-21	3-13
2004-05	Baylor	9-19	1-15
2005-06‡	Baylor	4-13	4-12
2006-07	Baylor	15-16	4-12
2007-08	Baylor ¹	21-11	9-7
2008-09	Baylor ²	24-15	5-11
2009-10	Baylor ¹	28-8	11-5
2010-11	Baylor	18-13	7-9
2011-12	Baylor ¹	30-8	12-6
2012-13*	Baylor ²	23-14	9-9
2013-14	Baylor ¹	26-12	9-9
2014-15	Baylor ¹	24-10	11-7
2015-16	Baylor ¹	22-12	10-8
2016-17	Baylor ¹	27-8	12-6
2017-18	Baylor ²	19-15	8-10
2018-19	Baylor ¹	20-14	10-8
2019-20	Baylor ³	26-4	15-3
2020-21	Baylor ¹	28-2	13-1
2021-22	Baylor	25-5	13-4
TOTAL	20th season	415-231	176-157
BAYLOR	19th season	395-220	164-155

‡ Baylor played no non-conference schedule due to NCAA sanctions.
* Two of Baylor’s wins were credited to interim head coach Jerome Tang.
¹ NCAA Tournament Appearances | ² NIT Appearances | ³ COVID-19 pandemic

DREW VS. 2021-22 OPPONENTS

OPPONENT	CAREER
Alabama	1-2
Alcorn State	4-0
Arizona State	5-0
Arkansas-Pine Bluff	3-0
Central Arkansas	4-0
Incarinate Word	1-0
Iowa State	19-13
Kansas	7-27
Kansas State	18-16
Michigan State	2-0
Nicholls State	2-0
Northwestern State	3-0
Oklahoma	17-22
Oklahoma State	22-18
Oregon	3-1
Stanford	1-0
Texas	20-21
TCU	16-4
Texas Tech	22-15
VCU	2-0
Villanova	3-0
West Virginia	14-8
CAREER W-L TOTAL	415-231

GAME 31 – vs. IOWA STATE

MISCELLANEOUS STATISTICS

Current Streak.....	Won 4
Current Home Streak.....	Won 5
Current Neutral Streak.....	Won 9
Current Road Streak.....	Won 2
Last Win.....	Feb. 28 at #21 Texas (68-61)
Last Home Win.....	Feb. 26 vs. #5 Kansas (80-70)
Last Neutral Win.....	Nov. 26 vs. Michigan State (75-58)
Last Road Win.....	Feb. 28 at #21 Texas (68-61)
Last Loss.....	Feb. 16 at #11 Texas Tech (73-83)
Last Home Loss.....	Jan. 15 vs. Oklahoma State (54-61)
Last Neutral Loss.....	March 12 vs. #12 OSU (74-83)
Last Road Loss.....	Feb. 16 at #11 Texas Tech (73-83)

2021-22 RECORD BY STARTING LINEUP

Akinjo (g), Flagler (g), Brown (g), Mayer (f), Thamba (f).....	19-5
Akinjo (g), Bonner (g), Brown (g), Mayer (f), Thamba (f).....	2-0
Flagler (g), Cryer (g), Brown (g), Mayer (f), Thamba (f).....	2-0
Akinjo (g), Cryer (g), Brown (g), Mayer (f), Thamba (f).....	1-0
Akinjo (g), Flagler (g), Brown (g), Sochan (f), Thamba (f).....	1-0

RECORD WHEN...

	2021-22	DREW	ERA
	ALL	B12	ERA
Leading or tied at halftime	19-2	8-2	320-50
Trailing at halftime	6-3	5-2	77-170
Shoot 50 percent or higher	11-0	5-0	180-12
Shoot lower than 50 percent	14-5	8-4	217-208
Shoot higher pct than opponent	20-0	10-0	339-29
Shoot lower percentage than opp	5-5	3-4	58-191
Opp. shoot lower than 50 percent	22-2	11-2	370-118
Opp. shoot 50 percent or higher	3-3	2-2	27-102
Score fewer than 60 points	1-2	0-2	17-53
Score 60-plus points	24-3	13-2	380-167
Score 70-plus points	20-2	10-1	327-72
Score 80-plus points	10-0	3-0	166-12
Score 90-plus points	4-0	0-0	70-3
Score 100-plus points	1-0	0-0	26-0
Opp. score fewer than 50 points	4-0	1-0	42-1
Opp. score fewer than 60 points	8-0	2-0	146-9
Opp. score fewer than 70 points	20-2	9-2	285-57
Opp. score fewer than 80 points	25-2	13-2	376-147
Opp. score 80-plus points	0-3	0-2	21-73
Opp. score 90-plus points	0-0	0-0	3-19
More rebounds than opponent	18-2	8-2	296-83
Equal/fewer rebounds than opp.	7-3	5-2	101-137
Fewer turnovers than opp.	17-1	6-1	216-73
Equal/more turnovers than opp.	8-4	7-3	181-147
Games decided by 5 or fewer pts	3-1	3-1	77-64
OT games	1-0	1-0	21-5
Games as a ranked team	25-5	13-4	232-75
Games vs. AP ranked opponents	5-3	4-3	63-105
Games following a win	21-4	9-3	279-123
Games following a loss	4-1	4-1	117-97
More points in paint than opp.	18-0	8-0	278-87
Equal/fewer pts in paint than opp.	7-5	5-4	119-133
More points off TO than opp.	18-1	7-1	252-76
Equal/fewer pts off TO than opp.	7-4	6-3	145-144
More bench points than opp.	17-3	7-3	240-111
Equal/fewer bench points than opp.	8-2	6-1	157-109
More 2nd-chance points than opp.	18-2	7-1	240-113
Equal/fewer 2nd-ch. pts than opp.	7-3	6-3	157-107
Playing in November	7-0	0-0	86-15
Playing in December	5-0	0-0	89-19
Playing in January	7-3	7-2	91-66
Playing in February	6-2	6-2	75-73
Playing in March	0-0	0-0	52-46
Playing in April	0-0	0-0	4-1

PROGRAM HIGHLIGHTS

- Drew is in his 19th season at Baylor and is the school’s all-time wins leader (395).
- Baylor has had a nation-leading four players selected in the NBA Draft since 2010 who weren’t ranked in the ESPN100 out of high school – Quincy Acy, Ekpe Udoh, Pierre Jackson and Taurean Prince.
- Drew has graduated 55 players during his Baylor tenure, averaging 3 graduates per season.
- The Bears have advanced to postseason play in a school-record nine straight seasons (7 NCAA, 2 NIT).
- Baylor is 26-4 in regular-season tournaments since 2013-14, including 5 regular-season tournament titles.
- Drew has won 20+ games in 13 of the last 15 years – the Bears had 3 seasons of 20+ wins prior to his arrival.

BEARS MAKE BIG 12 HISTORY

- In the last three seasons, Baylor has recorded the longest winning streak in the Big 12 Conference’s 26-year history (**23 in 2019-20**), the 3rd-longest in Big 12 history (**21 in 2021-22**) and tied the 5th-longest (**18 in 2020-21**).

LONGEST WINNING STREAKS IN BIG 12 HISTORY

1. 23 – **Baylor, 2019-20**
2. 22 – Kansas, 1996-97
3. 21 – **Baylor, 2021-22**
4. 20 – Kansas, 2007-08
5. 18 – **Baylor, 2020-21**; Kansas 2016-17; Kansas 2012-13; Kansas, 2010-11

FOUR BEARS ON NATIONAL AWARD MIDSEASON WATCH LISTS

- Jonathan Tchamwa Tchatchoua is 1 of 15 players on the Naismith Defensive POY Watch List (released Jan. 27).
- James Akinjo is the lone Big 12 player on the Bob Cousy PG of the Year Award Top 10 (released Jan. 31).
- Adam Flagler is 1 of 3 Big 12 players on the Jerry West SG of the Year Award Top 10 (released Feb. 1).
- Kendall Brown is the youngest player on the Julius Erving SF of the Year Award Top 10 (released Feb. 2).

FORTY-SIX STRAIGHT WEEKS AP TOP-10 RANKED

- Baylor is ranked No. 3 in the Feb. 28 AP Top 25, extending a school-record streak to 46-straight polls top-10 ranked.
- BU has been top-5 ranked in 39 of the last 46 weeks (28-week streak was snapped with preseason No. 8 ranking).
- Baylor has been in the AP Top 25 a school-record 55-straight weeks, which is the nation’s 3rd-longest active streak behind only Gonzaga (112) and Villanova (57).

RANKED IN EVERY AP TOP 25 SPOT IN LAST 7 YEARS

- Baylor has been ranked in every AP Top 25 spot at some point in the last 7 years (since March 2, 2015).
- The Bears have been ranked in every AP Top 10 spot at some point this season (since Nov. 15, 2021).

RANK - LAST TIME

- No. 1 – Jan. 10, 2022
- No. 2 – Dec. 6, 2021
- No. 3 – Feb. 28, 2022
- No. 4 – Jan. 24, 2022
- No. 5 – Jan. 17, 2022
- No. 6 – Nov. 22, 2021
- No. 7 – Feb. 14, 2022
- No. 8 – Jan. 31, 2022
- No. 9 – Nov. 15, 2021
- No. 10 – Feb. 21, 2022
- No. 11 – Dec. 9, 2019
- No. 12 – March 11, 2017
- No. 13 – Jan. 18, 2016

RANK - LAST TIME

- No. 14 – March 2, 2015
- No. 15 – Feb. 1, 2016
- No. 16 – Oct. 21, 2019
- No. 17 – Jan. 25, 2016
- No. 18 – Dec. 2, 2019
- No. 19 – Nov. 25, 2019
- No. 20 – Nov. 21, 2016
- No. 21 – Dec. 11, 2017
- No. 22 – Nov. 20, 2017
- No. 23 – Dec. 4, 2017
- No. 24 – Nov. 18, 2019
- No. 25 – Nov. 13, 2017

BIG 12’S SECOND-BEST ROAD MARK SINCE 2012

- Baylor is 55-43 in Big 12 road games since 2012, 2nd-best in the league behind only Kansas (thru 3/4/22).
- BU is 46-34 in Big 12 road games since 2014, which is also second-best in the league behind only Kansas.

LAST 11 YEARS (2012-PRES.)

- Kansas – 63-36
- Baylor – 55-43
- West Virginia – 33-56
- Texas – 34-63
- Kansas State – 35-64
- Iowa State – 29-69
- Oklahoma – 29-69
- Oklahoma State – 29-70
- Texas Tech – 25-72
- TCU – 15-73

LAST 9 YEARS (2014-PRES.)

- Kansas – 50-31
- Baylor – 46-34
- West Virginia – 30-50
- Texas – 29-50
- Oklahoma – 25-55
- Texas Tech – 24-55
- Kansas State – 24-57
- Oklahoma State – 23-58
- Iowa State – 22-58
- TCU – 15-64

SCOTT DREW COACHING TREE

- Three current Division I head coaches took their first DI head coaching jobs after stints on Scott Drew’s BU staff.
- Matthew Driscoll is in his 13th season as head coach at North Florida after six seasons as a Baylor assistant.
- Grant McCasland is in his fifth season as head coach at North Texas. He spent five years as a Baylor assistant before taking over as Arkansas State head coach for one season in 2016-17.
- Paul Mills is in his fifth season as head coach at Oral Roberts. He was a member of Drew’s original Baylor staff in 2003-04 and spent 14 years with Drew, the final eight as an assistant coach.
- All 3 former assistants have led their teams to NCAA Tournaments – Driscoll led UNF to the 2015 NCAA Tournament, while McCasland took UNT to the 2021 Second Round and Mills took ORU to the 2021 Sweet 16.

PROTECTING HALFTIME LEADS

- Baylor is 93-7 when leading at halftime over the last five seasons since the start of 2017-18.
- Baylor has won 90% of its games (211-23) when leading at the half in the last 10+ seasons ...
18-2 in 2021-22, 24-0 in 2020-21, 21-2 in 2019-20, 15-3 in 2018-19, 15-0 in 2017-18, 18-3 in 2016-17, 18-2 in 2015-16, 21-7 in 2014-15, 18-2 in 2013-14, 17-1 in 2012-13 and 26-1 in 2011-12.
- BU has won 42% of games in which its been tied or trailing at the half since 2011-12, going 59-81 in those.

NINE CONSECUTIVE POSTSEASON BERTHS

- Baylor is on a school-record streak of nine consecutive postseason berths and has appeared in 12 of the last 13 postseasons. BU made seven post-season appearances in the program's 97 seasons prior to the **Scott Drew** era.
- Baylor is 1 of 10 teams to appear in every post-season since 2012, joining Gonzaga, Iona, Kansas, Michigan State, North Carolina, Oregon, Saint Mary's, Virginia and Wichita State.
- BU earned NCAA Tournament bids in 2012, 2014, 2015, 2016, 2017, 2019 and 2021 and NIT bids in 2013 and 2018.
- Baylor has appeared in 12 of the last 13 post-seasons since 2008. Prior to that, Baylor's only post-season berths were in 1946 (NCAA), 1948 (NCAA), 1950 (NCAA), 1987 (NIT), 1988 (NCAA), 1990 (NIT) and 2001 (NIT).

SECOND-MOST WINS AMONG BIG 12 TEAMS IN LAST DECADE

- Baylor's 270-104 record since 2011-12 trails only Kansas (309-78) among Big 12 teams (thru 3/4/22).
- West Virginia (225-145) is 3rd, Iowa State (217-145) is 4th, Oklahoma (212-142) is 5th, Texas (210-152) is 6th, Kansas State (205-157) is 7th, Texas Tech (200-156) is 8th, Oklahoma St. (198-159) is 9th and TCU (183-174) is 10th.
- Baylor has averaged 24.5 wins per season over the last 10 full seasons since 2011-12.

NON-CONFERENCE HIGHLIGHTS

- Baylor is 13-1 against the Big East during the Drew era, 16-5 vs. the Pac-12 during the Drew era, and 17-11 against the SEC during the Drew era, including 12-6 since 2012-13 and 7-2 in the Big 12/SEC Challenge.
- The Bears are 5-0 against Big Ten teams since 2015, with wins against Michigan State (2016 B4A), Wisconsin (2017 HOF Classic), Illinois (2020 Jimmy V Classic), Wisconsin (2021 NCAAT) and Michigan State (2021 B4A).

ONE OF FINAL TWO UNDEFEATED TEAMS EACH OF LAST TWO SEASONS

- Baylor was the nation's final undefeated team before suffering its first loss on Jan. 12.
- BU became the first returning national champion to win its first 12 games by 8+ points since 1990-91 UNLV.
- Baylor won its first 17 games by 8+ points last season and was one of the last two undefeated teams (Gonzaga).
- The Bears' 15-0 start tied the 4th-longest winning streak to start a season by a returning national champion – 34 by UNLV (1991-92), 18 by Georgetown (1984-85), 17 by Duke (1991-92) and 15 by Duke (2010-11).

ENTIRE STAFF BACK FOR FIFTH-STRAIGHT SEASON

- Scott Drew's entire coaching staff returned for the 2021-22 season, a fifth-straight season of continuity.
- Jerome Tang is in his fifth season as associate head coach and has been on Drew's staff all 19 seasons at Baylor.
- Assistant coaches Alvin Brooks III (sixth season) and John Jakus (fifth season) also return to the bench.
- Special assistant & director of player development Jared Nuness is back for his 12th season, while director of basketball operations Aditya Malhotra returns for his ninth season. Special assistant to the head coach Bill Peterson and director of video operations Ty Beard are both back for their fifth seasons.

BEARS WELCOME HIGHEST-RANKED RECRUITING CLASS IN PROGRAM HISTORY FOR 2021-22

- Baylor signed the highest-ranked recruiting class in program history in November 2020, inking a trio of top-40 recruits for the 2021-22 season. BU's 2021 recruiting class was ranked No. 4 nationally by ESPN.
- The Bears signed 5-star forward Kendall Brown, 4-star guard Langston Love and 4-star forward Jeremy Sochan.
- Brown was ranked No. 12 nationally, Love was No. 23 nationally and Sochan was No. 40 nationally.
- Brown and Sochan debuted in the season-opener, but Love is out for the year with a knee injury.

ANOTHER STRONG CLASS HEADED TO WACO IN 2022

- Baylor's three-player 2022 signing class is ranked No. 13 nationally by ESPN.com.
- The Bears signed the highest-ranked recruit in program history with No. 3-ranked Keyonte George (IMG Academy).
- George was recently named a McDonald's All-American, making him the 5th Burger Boy in BU history, joining Tweety Carter, Perry Jones III, Isaiah Austin and Kendall Brown.
- Baylor signed another guard with No. 53-ranked Dillon Hunter (Sunrise Christian) and added 4-star big man prospect Joshua Ojianwuna (NBA Global Academy – Australia).

ALL FOUR DEPARTED STARTERS NOW PLAYING PROFESSIONALLY

- All four departed starters from last season's National Championship team are now playing professionally.
- Davion Mitchell was drafted No. 9 overall by the Sacramento Kings.
- Jared Butler was drafted No. 40 by the New Orleans Pelicans (traded to Utah Jazz).
- MaCio Teague is playing on the Utah Jazz G-League team.
- Mark Vital is suiting up for the NFL's Kansas City Chiefs.

POINT GUARDS THRIVE IN DREW'S SYSTEM

- Ten of Baylor's 11 starting point guards during the **Scott Drew** era have earned All-Big 12 recognition.
- Baylor's starting point guard has earned All-Big 12 recognition in 16 of 17 seasons since 2004-05.
- Jared Butler (2019, 2020, 2021), Davion Mitchell (2020, 2021), Makai Mason (2019), Manu Lecomte (2017, 2018), Lester Medford (2016), Kenny Chery (2014, 2015), Pierre Jackson (2012, 2013), Tweety Carter (2010), Curtis Jerrells (2007, 2008, 2009) and Aaron Bruce (2005, 2006, 2007) have earned All-Big 12 recognition.

2021-22 HONORS**JAMES AKINJO**

Midseason All-America First Team (*Sporting News*)
Wooden Award Late Season Top 20
Bob Cousy Award Top 10 Watch List
Naismith Trophy Midseason Team
Lute Olson Award Midseason Watch List
2021 Battle 4 Atlantis MVP
Big 12 Newcomer of the Week (Feb. 14)
Big 12 Newcomer of the Week (Jan. 10)
Big 12 Player of the Week (Jan. 3)
Preseason All-America Honorable Mention (The Athletic)
Preseason All-Big 12 Honorable Mention

KENDALL BROWN

Julius Erving Award Top 10 Watch List
Big 12 Newcomer of the Week (Dec. 20)
2021 Battle 4 Atlantis All-Tournament Team
Preseason Big 12 Freshman of the Year

SCOTT DREW

Naismith Coach of the Year Late Season Watch List

ADAM FLAGLER

Naismith Trophy Watch List
Jerry West Award Top 10 Watch List
Wooden Award Preseason Top 50 Watch List
Big 12 Player of the Week (Jan. 10)
Preseason All-America Honorable Mention (The Athletic)
Lute Olson Award Watch List

MATTHEW MAYER

Naismith Trophy Watch List
Wooden Award Preseason Top 50 Watch List
Preseason All-Big 12 Team

JONATHAN TCHAMWA TCHATCHOUA

Naismith Defensive Player of the Year Watch List

MISCELLANEOUS**CHARGES DRAWN BU 53, OPP 62**

11	James Akinjo
10	Flo Thamba
10	Adam Flagler
7	Jonathan Tchamwa Tchatchoua
5	Matthew Mayer
4	Dale Bonner
3	Jeremy Sochan, LJ Cryer

DUNKS BU 114, OPP 74

39	Kendall Brown
31	Jonathan Tchamwa Tchatchoua
18	Flo Thamba
13	Jeremy Sochan
10	Matthew Mayer
2	Zach Loveday
1	Dale Bonner

GAME 31 – vs. IOWA STATE

LARGEST LEADS & DEFICITS

	W/L	HALFTIME SCORE	HALFTIME MARGIN	LARGEST LEAD	LARGEST DEFICIT
Incarnate Word	W	87-60	+12 (40-28)	+28	-6
Nicholls State	W	89-60	+20 (48-28)	+35	—
Central Arkansas	W	92-47	+23 (43-20)	+46	—
Stanford	W	86-48	+6 (34-28)	+43	-1
vs. Arizona St.	W	75-63	+14 (45-31)	+22	-6
vs. VCU	W	69-61	+2 (29-27)	+11	-3
vs. Michigan St.	W	75-58	+2 (38-36)	+17	-5
UABP	W	99-54	+23 (44-21)	+50	-3
#6 Villanova at Oregon	W	57-36	+10 (25-15)	+21	—
	W	78-70	-4 (35-39)	+13	-10
Alcorn State	W	94-57	+19 (50-31)	+42	—
Northwestern St.	W	104-68	+28 (58-30)	+48	—
at #8 Iowa St.	W	77-72	+8 (41-33)	+14	—
Oklahoma	W	84-74	+9 (45-36)	+14	-1
at TCU	W	76-64	-6 (31-37)	+14	-9
#19 Texas Tech	L	62-65	+5 (31-26)	+15	-7
Oklahoma St.	L	54-61	-12 (22-34)	+1	-18
at West Virginia	W	77-68	+4 (37-33)	+16	-5
at Oklahoma	W	65-51	+4 (25-21)	+17	-4
Kansas State	W	74-49	+18 (39-21)	+29	-3
at Alabama	L	78-87	-4 (34-38)	+2	-15
West Virginia	W	81-77	-8 (31-39)	+10	-10
at #10 Kansas	L	59-83	-18 (21-39)	+2	-34
at Kansas State	W	75-60	— (34-34)	+15	-7
#20 Texas	W	80-63	+13 (44-31)	+21	-4
at #11 Texas Tech	L	73-83	+7 (39-32)	+8	-13
TCU	W	72-62	+10 (33-23)	+21	—
at Oklahoma St.	W	66-64	-7 (29-36)	+8	-8
#5 Kansas	W	80-70	-1 (31-32)	+10	-13
at #21 Texas	W	68-61	-3 (27-30)	+10	-7

GAME TRENDS

	W/L	SCORE	TIME LEADING	TIME TRAILING	TIME TIED
Incarnate Word	W	87-60	32:22	5:19	2:19
Nicholls State	W	89-60	39:44	—	0:16
Central Arkansas	W	92-47	39:03	—	0:57
Stanford	W	86-48	37:23	0:23	2:14
vs. Arizona St.	W	75-63	31:19	7:24	1:17
vs. VCU	W	69-61	37:27	1:33	1:00
vs. Michigan St.	W	75-58	26:09	7:55	5:56
UABP	W	99-54	37:31	0:12	2:17
#6 Villanova at Oregon	W	57-36	39:49	—	0:11
	W	78-70	13:27	24:36	1:57
Alcorn State	W	94-57	39:36	—	0:24
Northwestern St.	W	104-68	39:38	—	0:22
at #8 Iowa St.	W	77-72	39:30	—	0:30
Oklahoma	W	84-74	36:00	3:40	0:20
at TCU	W	76-64	30:14	6:19	3:27
#19 Texas Tech	L	62-65	31:27	6:56	1:37
Oklahoma St.	L	54-61	0:16	39:29	0:15
at West Virginia	W	77-68	31:16	8:01	0:43
at Oklahoma	W	65-51	33:40	4:11	2:09
Kansas State	W	74-49	37:42	1:36	0:42
at Alabama	L	78-87	2:16	35:46	1:58
West Virginia	W	81-77	18:44	18:50	2:26
at #10 Kansas	L	59-83	0:57	38:33	0:30
at Kansas State	W	75-60	21:27	15:02	3:31
#20 Texas	W	80-63	34:39	3:44	1:37
at #11 Texas Tech	L	73-83	18:08	17:39	4:13
TCU	W	72-62	38:54	—	1:06
at Oklahoma St.	W	66-64	22:10	15:03	7:47
#5 Kansas	W	80-70	11:24	25:26	3:10
at #21 Texas	W	68-61	15:14	21:20	3:26
TOTAL			837:26 (69.5%)	308:57 (25.6%)	58:37 (4.9%)

APPEARANCES IN SIX OF LAST SEVEN NCAA TOURNAMENTS

- Baylor appeared in the NCAA Tournament for the sixth time in the last seven tournaments.
- BU is 1 of 16 teams to appear in six NCAA Tournaments since 2014, joining Duke, Gonzaga, Kansas, Kentucky, Michigan, Michigan State, North Carolina, Oklahoma, Oregon, Purdue, VCU, Villanova, Virginia, Wichita State and Wisconsin.

BAYLOR SHUTS DOWN ERWIN CENTER WITH WIN AT NO. 21 TEXAS

- Baylor walked away with a win the final game at the Erwin Center with a 68-61 victory at No. 21 Texas on Feb. 28.
- The win continued a trend of BU beating UT in a facilities' final game – the Bears defeated Texas to close out Gregory Gym, Heart of Texas Coliseum and Erwin Center in basketball and Floyd Casey Stadium in football.
- Adam Flagler and James Akinjo led the way with 19 points apiece, combining for 31 second-half points.
- Akinjo had team-highs in points (19), rebounds (career-high 8), assists (7), steals (2) and minutes (38).

BEARS OVERCOME 13-POINT DEFICIT TO DEFEAT NO. 5 KANSAS

- Baylor Basketball hosted College Gameday for the third time, and BU put on a show for a primetime audience, overcoming a 28-15 deficit to win 80-70 against No. 5 Kansas on Feb. 26 in front of a record Ferrell Center crowd.
- Flo Thamba (18) and Jeremy Sochan (17) both scored career-highs, with Sochan scoring 12 second-half points.
- BU tied a season-low with 8 turnovers, but forced only 5 KU turnovers (BU had forced 10+ in 37-straight games).
- BU closed the first half on a 16-4 run to trail 32-31, and the Bears didn't trail at all in the game's final 11 minutes.

FLAGLER'S 29, AKINJO'S GAME-WINNER CAP OT WIN AT OKLAHOMA STATE

- Baylor overcame a 36-29 halftime deficit to win 66-64 in overtime at Oklahoma State on Feb. 21.
- The Bears forced 17 OSU turnovers, helping BU win despite shooting only 37% from the field against OSU's 42%.
- Adam Flagler had career-highs of 29 points (7-of-13 3FGs) and 41 minutes played, including all of the final 29 minutes.
- James Akinjo shook off an 0-for-7 start to go 2-for-2 in overtime, including the game-winning bucket with 14 seconds left. He scored or assisted all 6 of Baylor's overtime points after doing so on only 10 of 60 BU points in regulation.

SIX-MAN ROTATION LEADS BEARS TO SWEEP OF TCU

- Baylor was down to a 6-man rotation with 6 players out due to injury, but the Bears fought through their worst 3-point shooting performance of the season to win 72-62 and complete the season sweep of TCU on Feb. 19.
- BU led by 21 points at 70-49 with 5 minutes left before TCU closed the gap in the final minutes.
- Jeremy Sochan tied his career-high with 17 points, while Matthew Mayer added 16 points, including BU's only two made 3-pointers. James Akinjo had 11 points and 8 assists, Kendall Brown added 13 points and Flo Thamba had 10.

TOUGH SECOND HALF COSTS BEARS IN LOSS AT NO. 11 TEXAS TECH

- Baylor built a 39-32 halftime lead by limiting Texas Tech to 33% from the field, but the Bears couldn't sustain that success and fell 83-73 at No. 11 Texas Tech on Feb. 16. The Red Raiders shot 56% in the 2nd half (18-of-32).
- BU sent Texas Tech to the free throw line a season-high 30 times (24-of-30) and was out-rebounded 41-30.
- James Akinjo had 18 points and 7 assists, and LJ Cryer returned after missing 5-straight games to score 6 points.
- BU was swept by Texas Tech this season despite leading for 49:35 of game time, compared to TTU's 24:35.

BEARS ROLL PAST NO. 20 TEXAS, BUT LOSE TCHAMWA TCHATCHOUA FOR SEASON

- Baylor took a 27-15 lead just 12 minutes in, and the Bears by led double-digits the rest of the way in an 80-63 win over No. 20 Texas on Feb. 12. All five BU starters scored in double-figures for the first time in more than two years.
- Jonathan Tchamwa Tchatchoua suffered a season-ending knee injury midway through the first half, but the Bears rallied together, and Flo Thamba posted his career-first double-double with 12 points, 11 rebounds and 4 blocks.
- Adam Flagler had a game-high 20 points, while James Akinjo added 15 points and a game-high 7 assists.

SECOND-HALF SURGE POWERS BEARS TO WIN AT K-STATE

- After trailing 20-13 midway through the first half, but battled back to tie the game at 34-all at the half, then pulled away early in the second half to earn a 75-60 win at Kansas State on Feb. 9, the Bears' 7th-straight win vs. K-State.
- BU went with a smaller 3-guard lineup most of the second half, with Dale Bonner playing the entire final 16:52. Bonner had 9 points, 4 assists, 3 rebounds and 3 steals in 17 minutes of second-half action.
- Jonathan Tchamwa Tchatchoua posted a career-high 21 points on 9-of-10 shooting in 25 minutes off the bench.

OFFENSE STRUGGLES IN LOSS AT KANSAS

- Baylor fell behind early and could never close the gap in an eventual 83-59 loss at No. 10 Kansas on Feb. 5.
- The Bears scored their fewest adjusted points-per-possession (0.776) since the 2017 Sweet 16.
- BU also had its lowest field goal percentage (29.6) since Jan. 14, 2013.
- Adam Flagler had a team-high 16 points and 4 steals, while Kendall Brown added 12 points and a team-high 8 boards.

DOWN TO TWO GUARDS, BEARS COME FROM BEHIND TO SWEEP WEST VIRGINIA

- Baylor was down to 2 scholarship guards with all remaining scholarship players 6'8 or taller, and the Bears trailed 57-48 with 10 minutes left, but BU fought back with a 16-6 run and held off West Virginia 81-77 on Jan. 31 in Waco.
- BU committed only 1 turnover in the final 15 minutes, and Matthew Mayer scored all 9 of his points in the final 3:30.
- Dale Bonner made his first D1 start and played a career-high 36 minutes, while James Akinjo poured in 25 points in a season-high 38 minutes. Jeremy Sochan (13) and Jonathan Tchamwa Tchatchoua (14) added 27 bench points.

BEARS FALL AT ALABAMA IN BIG 12/SEC CHALLENGE

- Baylor suffered only its second loss in nine Big 12/SEC Challenge games when it fell 87-78 at Alabama on Jan. 29.
- The Bears led 32-31 with less than two minutes remaining in the first half, but Alabama closed the half on a 7-2 run and BU wouldn't get closer than 2 points the rest of the way. Alabama shot 79% (22-28) on 2-point field goals.
- BU made a run to cut a 15-point deficit to 4 with 4 minutes left, but Alabama answered with a 6-0 run.

BU ROLLS PAST K-STATE IN SOCHAN'S RETURN

- Baylor built an 18-point halftime lead and cruised to a 74-49 win over Kansas State on Jan. 25 in Waco.
- Kendall Brown (10 points, 11 rebounds) and Jonathan Tchamwa Tchatchoua (13 points, 12 rebounds) both posted double-doubles, while Dale Bonner had a season-high 5 assists.
- Jeremy Sochan returned after missing 4.5 games with an injury. He had 5 points, 2 rebounds, 2 steals in 21 minutes.

BEARS CLOSE STRONG TO WIN AT OKLAHOMA

- Baylor used a late 18-4 run to put the game away in a 65-51 win at Oklahoma on Jan. 22.
- The 51 points BU allowed tied the fewest scored by OU in any game since BU won 77-47 in Norman on Jan. 28, 2019.
- Baylor went on a 16-0 run the final 4 minutes of the first half and first 2 minutes of the second half.
- BU forced 25 turnovers and recorded 16 steals, led by Matthew Mayer and James Akinjo with 4 steals each.

SHORT-HANDED BEARS BREAK THROUGH AT WEST VIRGINIA

- Baylor was without starting point guard James Akinjo (31.1 mpg) and reserve forward Jeremy Sochan (21.9 mpg), but the short-handed Bears fought off a tough West Virginia team for a 77-68 win in Morgantown on Jan. 18.
- LJ Cryer (25) and Matthew Mayer (20) both scored career-highs, while Adam Flagler added 14 points and a game-high 7 assists. That trio combined for 20 points in the final 8 minutes as BU erased WVU's 54-53 lead.
- Dale Bonner contributed 4 assists in a season-high 26 minutes and had a game-high +18 plus-minus.

LATE RALLY FALLS SHORT VS. OKLAHOMA STATE

- Baylor trailed by 17 points with 11 minutes left, then cut the deficit to 55-54 with 1:21 left before falling short in a 61-54 loss to Oklahoma State on Jan. 15. The Bears had two chances to tie or take the lead in the final minute.
- LJ Cryer led the Bears with 18 points. BU was without James Akinjo for the final 9 minutes, as he battled through a bruised tailbone, and Jeremy Sochan missed his second-straight game with a sprained ankle.

BEARS SUFFER FIRST LOSS TO NO. 19 TEXAS TECH

- Baylor built an early 15-point lead and led for more than 31 minutes of game time, but No. 19 Texas Tech used a late 8-0 run to take the lead for good and hand Baylor its first loss of the season, 65-62, on Jan. 11.
- Adam Flagler and James Akinjo had 17 points apiece, but aside from Flagler's 5-of-8, the rest of the team shot 3-of-16 from 3-point range. The Bears also forced a season-low 12 turnovers and had a season-low 5 steals.

FLAGLER SPARKS COMEBACK FROM 9 DOWN TO WIN AT TCU

- Baylor trailed TCU by 9 points early in the second half, but the Bears used a 17-0 run to take the lead for good in a 76-64 win in Fort Worth on Jan. 8. Adam Flagler had 18 second-half points (6-of-9 from 3-point range).
- James Akinjo added 20 points, 8 assists and 3 steals to lead the Bears to the comeback victory.
- LJ Cryer contributed 15 points off the bench, giving the guard trio 57 of the team's 76 points.

AKINJO AND FLAGLER PUSH BEARS PAST OKLAHOMA FOR 20TH-STRAIGHT WIN

- Baylor prevailed 84-74 in a hard-fought battle against Oklahoma on Jan. 4, led by a career-high 27 points from James Akinjo and a Baylor-career high 22 points from Adam Flagler.
- Oklahoma shot 75% (24-of-32) on 2-point field goals, the highest ever by a Big 12 team in a loss, but the Bears overcame that by out-rebounding the Sooners 34-16 and recording a 19-0 edge in second-chance points.

BEARS PREVAIL AT IOWA STATE IN HISTORIC MATCHUP OF UNDEFEATED TEAMS

- Baylor led wire-to-wire and fought off a late comeback in a 77-72 win at No. 8 Iowa State on New Year's Day.
- James Akinjo had a team-high 16 points, and Jeremy Sochan and LJ Cryer combined for 25 points off the bench.
- The matchup was the first time two undefeated Big 12 teams met in conference play (min. 10 games), as both teams entered 12-0. It was the 4th time in the last 40 years any two 12-0 or better Division I teams matched up.

COMEBACK FROM 10 DOWN IN FIRST ROAD TEST AT OREGON

- Baylor faced a 34-24 deficit 15 minutes into its first road game, but the Bears fought back to take a 42-41 lead with 17 minutes remaining and used a 12-0 run to break a 51-all tie in a 78-70 win at Oregon on Dec. 18.
- Head coach Scott Drew recorded his 400th career victory (380 at Baylor) in his 20th season as a head coach.
- Kendall Brown scored a team-high 17 points (15 in 2nd half), including 9 as part of the decisive 12-0 run.
- James Akinjo had 17 points and a game-high 6 assists, and Adam Flagler had 16 points with 5 first-half treys.

DOMINANT WIN OVER NO. 6 VILLANOVA

- Baylor put together a dominant defensive performance in a 57-36 win over No. 6 Villanova on Dec. 12.
- The Bears held Villanova to its fewest points since 1979, lowest field goal percentage (.222) of the 21-year Jay Wright era and fewest points by any AP Top 10 team in the shot clock era.
- It was BU's 8th-straight win over top-10 ranked teams and improved BU to 13-1 vs. the Big East in the Drew era.
- James Akinjo had a game-high 16 points along with 7 rebounds and 5 assists, as BU improved to 3-0 vs. Villanova.

DOUBLE-FIGURE GAMES

POINTS	21-22	CAREER
Adam Flagler	22	68 (36 at BU)
James Akinjo	19	68 (19 at BU)
Kendall Brown	18	18
Matthew Mayer	14	35
LJ Cryer	13	15
J. Tchamwa Tchatchoua	10	17 (16 at BU)
Jeremy Sochan	10	10
Flo Thamba	6	8
Jordan Turner	—	1
Zach Loveday	—	1

REBOUNDS	21-22	CAREER
J. Tchamwa Tchatchoua	6	10 (8 at BU)
Jeremy Sochan	4	4
Flo Thamba	3	4
Kendall Brown	1	1
Matthew Mayer	1	1

ASSISTS	21-22	CAREER
James Akinjo	2	3 (2 at BU)
Kendall Brown	1	1
Adam Flagler	1	1 (1 at BU)

DOUBLE-DOUBLES	21-22	CAREER
J. Tchamwa Tchatchoua	2	4 (3 at BU)
Kendall Brown	2	2
James Akinjo	2	2
Adam Flagler	1	2 (1 at BU)
Jeremy Sochan	1	1
Flo Thamba	1	1

20+ POINTS	21-22	CAREER
Adam Flagler	5	16 (6 at BU)
LJ Cryer	5	5
James Akinjo	4	16 (4 at BU)
Matthew Mayer	1	1
J. Tchamwa Tchatchoua	1	1 (1 at BU)

PARTICIPATION

CAREER STARTS

93	James Akinjo (28 at BU)
63	Adam Flagler (27 at BU)
60	Flo Thamba
52	Dale Bonner (2 at BU)
30	Kendall Brown
29	Matthew Mayer
11	Jonathan Tchamwa Tchatchoua (0 at BU)
3	LJ Cryer
1	Jeremy Sochan

CAREER GAMES PLAYED (NCAA)

122	Matthew Mayer
112	Flo Thamba
94	James Akinjo (28 at BU)
91	Adam Flagler (55 at BU)
85	Jonathan Tchamwa Tchatchoua (54 at BU)
77	Dale Bonner (27 at BU)
63	Kijana Love (6 at BU)
39	LJ Cryer
30	Kendall Brown
26	Jeremy Sochan
24	Zach Loveday
23	Jordan Turner
7	Austin Sacks, Mitchell Paul

GAME 31 – vs. IOWA STATE

SPECIALTY STATISTICS

[PP - Paint; POT - Turnovers; 2nd - Second chance; BP - Bench]

[BAYLOR-OPPONENT]				
OPPONENT	PP	POT	2ND	BP
Incarnate Word	46-12	33-12	16-3	35-18
Nicholls State	44-26	24-26	14-2	44-17
Central Arkansas	56-20	24-1	15-4	39-26
Stanford	40-26	28-6	13-5	29-28
vs. Arizona State	32-14	16-11	8-5	18-26
vs. VCU	26-30	20-14	15-3	21-14
vs. Michigan State	44-30	22-13	16-14	27-25
UAPB	38-36	28-11	18-10	59-33
#6 Villanova	22-12	12-5	5-7	24-6
at Oregon	28-30	16-10	13-12	23-9
Alcorn State	50-34	25-6	12-9	36-28
Northwestern State	42-20	26-10	13-4	21-29
at #8 Iowa State	28-44	15-17	16-10	29-12
Oklahoma	38-46	17-20	19-0	20-22
at TCU	28-22	26-15	4-8	20-12
#19 Texas Tech	22-36	11-19	6-12	14-12
Oklahoma St.	18-26	6-18	14-7	24-18
at West Virginia	28-18	20-14	5-8	12-22
at Oklahoma	26-20	35-19	5-10	18-11
Kansas State	38-20	13-12	13-8	25-14
at Alabama	30-42	14-24	17-9	29-33
West Virginia	42-20	17-7	24-2	27-15
at #10 Kansas	26-48	17-20	13-20	21-21
at Kansas State	40-24	13-13	17-9	38-8
#20 Texas	28-22	9-12	8-15	13-27
at #11 Texas Tech	22-28	17-13	12-21	14-11
TCU	38-38	20-8	3-13	17-20
at Oklahoma State	28-34	19-9	13-7	8-13
#5 Kansas	40-32	3-9	8-22	19-9
at #21 Texas	18-26	5-18	21-9	3-13
BAYLOR TOTAL	1006	551	376	745
Baylor Average	33.5	18.4	12.5	24.8
OPP TOTAL	836	392	265	552
Opp Average	27.9	13.1	8.8	18.4

ADJ. POINTS PER POSSESSION

GAME	BAYLOR	OPPONENT
Incarnate Word	1.23	0.85
Nicholls State	1.16	0.78
Central Arkansas	1.10	0.56
Stanford	1.32	0.74
vs. Arizona State	1.10	0.93
vs. VCU	0.99	0.87
vs. Michigan State	1.17	0.91
UAPB	1.38	0.75
#6 Villanova	0.95	0.60
at Oregon	1.26	1.13
Alcorn State	1.32	0.80
Northwestern State	1.30	0.85
at #8 Iowa State	1.05	0.99
Oklahoma	1.17	1.03
at TCU	1.15	0.97
#19 Texas Tech	0.98	1.03
Oklahoma State	0.83	0.94
at West Virginia	1.13	1.00
at Oklahoma	0.98	0.77
Kansas State	1.19	0.79
at Alabama	1.13	1.26
West Virginia	1.19	1.13
at #10 Kansas	0.78	1.09
at Kansas State	1.10	0.88
#20 Texas	1.23	0.97
at #11 Texas Tech	1.06	1.20
TCU	1.06	0.91
at Oklahoma State	0.92	0.89
#5 Kansas	1.16	1.01
at #21 Texas	1.06	0.95

ANOTHER BATTLE 4 ATLANTIS TITLE

- Baylor won its second Battle 4 Atlantis title (2016, 2021) with wins over Arizona State, VCU and Michigan State. The Bears joined Villanova (2013, 2017) as the only 2-time Battle 4 Atlantis Champions.
- Baylor is now 39-12 in regular-season tournaments during the Drew era, including 26-4 since 2013-14.
- James Akinjo was named 2021 B4A MVP, while Kendall Brown joined him on the All-Tournament Team.
- Baylor defeated VCU, Michigan State and Louisville, respectively, to win the 2016 Battle 4 Atlantis.

BEARS NOTCH MARQUEE WIN OVER MICHIGAN STATE IN B4A TITLE GAME

- Baylor won the Battle 4 Atlantis title with a 75-58 win over Michigan State on Nov. 26. The 17-point margin of victory was the largest for a non-conference team against Michigan State since Nov. 15, 2016 (Kentucky, 69-48).
- BU faced its largest deficit at 36-31 with 2:20 left in the first half, then went on a 24-6 run and led by double-digits for the final 14 minutes. BU forced 19 turnovers and had 15 more field goal attempts than the Spartans.
- **James Akinjo** (game-highs 15 pts, 5 assists) was named MVP, and **Kendall Brown** was named All-Tournament.

BEARS RETURN SEVEN LETTERWINNERS FROM NATIONAL TITLE TEAM

- Baylor lost four starters from last season's National Championship team, but the Bears returned seven lettermen.
- BU's seven returning lettermen entered this year with a combined 344 games (77 starts) of collegiate experience.
- **Matthew Mayer** (93 career games), **Flo Thamba** (82 career games, 30 starts), **Adam Flagler** (64 career games, 36 starts), **Jonathan Tchamwa Tchatchoua** (60 career games, 11 starts), **LJ Cryer** (20 career games), **Zach Loveday** (13 career games) and **Jordan Turner** (12 career games) all returned from last year's National Championship team.

HISTORY OF DEVELOPMENT WITH REDSHIRTS

- Baylor has a track record of success when redshirting players. **Davion Mitchell**, **MaCio Teague**, **Freddie Gillespie**, **Mark Vital**, **Ekpe Udoh**, **Johnathan Motley**, **Cory Jefferson**, **Brady Heslip**, **Jo Lual-Acuil Jr.** and **Manu Lecomte** have all gone on to professional careers after redshirting.
- **Adam Flagler** and **Jonathan Tchamwa Tchatchoua** redshirted in 2019-20 while sitting out to satisfy NCAA transfer rules, while **Jordan Turner** elected to redshirt in 2019-20.

BAYLOR BASKETBALL ON THE RADIO

- Baylor basketball is aired live via the Baylor Sports Network from Learfield on ESPN Central Texas and flagship station 1660AM ESPN Radio (KRZI) in Waco and worldwide on Sirius/XM Radio.
- Games are broadcast by the "Voice of the Bears" **John Morris**, who was named NSMA 2019 Texas co-Sportscaster of the Year on Jan. 13, 2020, and former Baylor basketball standout **Pat Nunley**.
- **Morris** is in his 38th year doing BU broadcasts (27th full-time), and **Nunley** is in his 41st season as analyst.
- All of Baylor's games can be heard live on the Internet at www.BaylorBears.com and via the **TuneIn** App.

OFFENSIVE REBOUNDING A BAYLOR STAPLE

- Baylor has ranked top-10 nationally in offensive rebounding percentage in all nine seasons since 2013-14, including six times ranked in the nation's top-5. The Bears only cracked the top-20 once in Drew's first 10 years.
- Baylor's 8-year streak is the nation's best, and West Virginia (7 years) is the only other team with a 4+ year streak.
- Baylor currently ranks 7th nationally in offensive rebounding percentage, grabbing 37% of its missed field goals.
- BU finished No. 5 in 2020-21, No. 8 in 2019-20, No. 2 in 2018-19, No. 9 in 2017-18, No. 3 in 2016-17, No. 4 in 2015-16, No. 1 in 2014-15 and No. 3 in 2013-14. Prior to that top-10 streak, BU's best rank was No. 16 in 2011-12.

GRADUATING 91 PERCENT OF SENIORS

- Since **Scott Drew** took over the Baylor Basketball program in 2003, 38 of 41 scholarship players who have played their final years of collegiate eligibility under Drew have graduated from Baylor.
- Players recruited by Drew to graduate at Baylor: **Tim Bush**, **Patrick Fields**, **Aaron Bruce**, **Mamadou Diene**, **Delbert Simpson**, **Curtis Jerrells**, **Henry Dugat**, **Kevin Rogers**, **Tweety Carter**, **Josh Lomers**, **Ekpe Udoh**, **Fred Ellis**, **Quincy Acy**, **Anthony Jones**, **J'mison Morgan**, **A.J. Walton**, **Cory Jefferson**, **Brady Heslip**, **Gary Franklin**, **Kenny Chery**, **Royce O'Neale**, **Lester Medford**, **Rico Gathers**, **Taurean Prince**, **Al Freeman**, **Johnathan Motley**, **Ishmail Wainright**, **Manu Lecomte**, **Jo Lual-Acuil Jr.**, **Nuni Omot**, **Jake Lindsey**, **King McClure**, **Freddie Gillespie**, **Devonte Bando**, **MaCio Teague**, **Jared Butler**, **Mark Vital** and **Flo Thamba**.

48 PRO PLAYERS IN DREW ERA

- In **Scott Drew's** 18 years at Baylor, 48 of his players have gone on to professional careers.
- Five Bears are currently on NBA rosters – **Jared Butler** (Jazz), **Davion Mitchell** (Kings), **Royce O'Neale** (Jazz), **Taurean Prince** (T-Wolves) and **Ishmail Wainright** (Suns). **Freddie Gillespie** and **MaCio Teague** are in the G-League.
- In addition to the five current NBA players, eight more of Drew's former players have played in the NBA (most recent team) – **Quincy Acy** (Raptors), **Freddie Gillespie** (Raptors), **Pierre Jackson** (Mavs), **Cory Jefferson** (Suns), **Perry Jones III** (Thunder), **Quincy Miller** (Kings), **Johnathan Motley** (Clippers) and **Ekpe Udoh** (Jazz).

BIG 12'S MOST WINS IN CONFERENCE CHALLENGES

- Baylor is 12-3 in conference challenges – 7-2 in Big 12/SEC Challenge, 3-1 in Big 12/Pac-10, 2-0 in Big 12/Big East.
- Baylor's 7-2 Big 12/SEC Challenge record includes wins vs. 7 different teams – Kentucky (neutral), Vanderbilt (road), Georgia (home), Ole Miss (road), Alabama (home), Florida (road) and Auburn (home).
- Baylor's 7-2 record is the best record by any team in the Big 12/SEC Challenge. OU, OSU and Texas Tech are 6-3, while Kansas is 5-3, TCU is 5-4, Texas is 4-4, Iowa State is 4-5, K-State is 3-6 and WVU is 2-7.
- Baylor's 12-3 record in conference challenges is best in the Big 12, followed by OSU at 10-6, Kansas at 9-7, Iowa State at 8-7, OU at 8-8, Texas at 7-7, TCU at 6-6, Texas Tech at 7-8, K-State at 5-10 and WVU at 4-8.



11 — JAMES AKINJO

G • 6-1 • 190 • SR. • TR

OAKLAND, CALIF.

(SALESIAN HS / GEORGETOWN / ARIZONA)

SEASON HIGHS

Points: — 27 vs. Northwestern State (12/28/21); vs. Oklahoma (1/4/22)

FG: — 10 vs. Oklahoma (1/4/22)

FGA: — 20 vs. Northwestern State (12/28/21)

3FG: — 4 vs. West Virginia (2/1/22)

3FGA: — 8 vs. Northwestern St. (12/28/21); vs. Texas Tech (1/11/22)

FT: — 8 vs. Kansas (2/26/22)

FTA: — 9 vs. Kansas (2/26/22)

Rebounds: — 8 at Texas (2/28/22)

Assists: — 11 vs. Stanford (11/20/21)

Turnovers: — 7 vs. VCU (11/25/21); vs. Oklahoma (1/4/22)

Blocks: —

Steals: — 4, five times

Minutes Played: — 40 at Oklahoma State (2/21/22)

CAREER HIGHS

Points: — 27 vs. Northwestern State (12/28/21); vs. Oklahoma (1/4/22)

FG: — 10 vs. Oklahoma (1/4/22)

FGA: — 20 vs. Northwestern State (12/28/21)

3FG: — 5, four times

3FGA: — 9 vs. Grambling (11/27/20); at Arizona State (1/21/21)

FT: — 14 vs. UTEP (12/12/20)

FTA: — 14 vs. UTEP (12/12/20)

Rebounds: — 8 at Texas (2/28/22)

Assists: — 11 vs. Creighton (1/21/19); vs. Stanford (11/20/21)

Turnovers: — 7 vs. VCU (11/25/21); vs. Oklahoma (1/4/22)

Blocks: — 1 vs. Seton Hall (3/2/19)

Steals: — 5 vs. Xavier (1/31/19); at Oregon State (1/14/21)

Minutes Played: — 47 vs. Seton Hall (3/2/19); vs. Providence (1/12/20)

MISCELLANEOUS

	21-22	BU RECORD
Double-Figure Points:	19	17-2
Double-Figure Assists:	2	2-0
Double-Doubles	2	2-0
20+ Points:	4	4-0
5+ Assists:	20	17-3
Led team in Points:	10	8-2
Led team in Rebounds:	1	1-0
Led team in Assists:	22	20-2

AKINJO NOTEBOOK

- Transfer from Arizona, started all 26 games and earned first-team All-Pac 12 honors as junior in 2020-21
- Played first two seasons at Georgetown, named 2019 Big East Freshman of the Year
- Named Midseason First-Team All-American by Sporting News and selected to Wooden Award Midseason Top 25
- Lone Big 12 Conference player on Bob Cousy Point Guard of the Year Award Top 10 Watch List (released Jan. 31)
- Leads Big 12 in assists (5.8/game; 11th nationally) and FT% (.839), ranks 2nd in steals (2.04), 3rd in AST-TO ratio (1.86)
- Last 9 Games: Averaging 9.7 points in 2nd halves of games (87 pts) after 3.8 points in 1st halves (34 pts)
- Last 7 Games: Averaging 13.7 points and 6.7 assists with 2.47 AST-TO ratio, 33-of-36 FTs in 37.3 minutes per game
- 3-time Big 12 Weekly Award winner – Newcomer of the Week (Jan. 10 & Feb. 14) and Player of the Week (Jan. 3)
- Made 46-of-50 free throws (92%) over last 13 games, including 33-of-36 over last 7 games
- Has posted 5+ assists in 20 of 28 games and recorded at least 1 steal in 25 of 28 games at Baylor
- Led team in points (19), rebounds (career-high 8), assists (7), steals (2) and minutes (38) in win at No. 21 Texas (2/28)
- Hit game-winning shot with 14 seconds left and scored/assisted all 6 of Baylor's OT points in win at Oklahoma State (2/21)
- Led comeback from 9 down at half with 18 2nd-half points as part of 25-point effort in win vs. WVU (1/31)
- Played first full game since suffering injury on Jan. 11 in loss at Alabama on Jan. 29 – 7 assists (6 in 2nd half), 3 steals
- Led comeback from 9 points down in 2nd half with 20 points, 8 assists and 3 steals in win at TCU (1/8)
- Tied career-high with 27 points (10-of-15 FGs) and added 5 assists in win over Oklahoma (1/4)
- Posted game-high 16 points, career-high 7 rebounds and 5 assists in win over No. 6 Villanova (12/12)
- Named 2021 Battle 4 Atlantis MVP after game-highs 15 points, 5 assists and 3 steals in title game win vs. Michigan St. (11/26)
- Back-to-back double-doubles with 4 steals in each game in 2 straight games vs. Central Arkansas (11/17) and Stanford (11/20)
- Scored in double-figures in 68 of 94 collegiate games, including 16 games of 20+ points
- Ranked No. 90 in class of 2018 by 247Sports; originally committed to UConn, released after coaching change

2021-22 GAME-BY-GAME

OPPONENT	DATE	GS	MIN	FG	3FG	FT	OR-DR-TR	PF	A	T	B	S	PTS
Incarinate Word	11/12	*	29	3-7	2-4	1-2	0-2-2	1	6	2	0	1	10
Nicholls State	11/15	*	24	1-6	0-2	0-0	0-1-1	0	5	5	0	2	2
Central Arkansas	11/17	*	30	5-9	2-2	6-8	1-5-6	2	10	3	0	4	18
Stanford	11/20	*	32	5-12	1-3	0-0	0-1-1	2	11	2	0	4	11
vs. Arizona State	11/24	*	33	4-11	1-4	0-0	0-2-2	3	7	2	0	2	9
vs. VCU	11/25	*	29	1-6	0-1	4-4	0-1-1	6	2	7	0	1	6
vs. Michigan State	11/26	*	33	5-14	1-4	4-5	0-1-1	1	5	3	0	3	15
Arkansas Pine-Bluff	12/4	*	26	3-7	2-4	0-0	0-2-2	0	3	2	0	1	8
#6 Villanova	12/12	*	35	6-15	2-7	2-2	0-7-7	2	5	1	0	2	16
at Oregon	12/18	*	29	6-14	2-4	3-4	0-0-0	2	6	3	0	2	17
Alcorn State	12/20	*	31	6-11	2-6	0-0	0-1-1	1	7	4	0	2	14
Northwestern State	12/28	*	31	9-20	3-8	6-7	1-4-5	0	9	3	0	4	27
at #8 Iowa State	1/1	*	33	6-12	2-2	2-5	0-1-1	3	3	4	0	1	16
Oklahoma	1/4	*	37	10-15	3-5	4-6	0-4-4	2	5	7	0	1	27
at TCU	1/8	*	36	9-15	2-4	0-0	0-4-4	1	8	3	0	3	20
#19 Texas Tech	1/11	*	37	5-14	1-8	6-6	1-3-4	0	5	1	0	2	17
Oklahoma State	1/15	*	23	1-8	1-6	0-0	0-2-2	0	0	1	0	0	3
at West Virginia	1/18												
at Oklahoma	1/22	*	30	1-6	0-2	0-0	0-1-1	1	4	1	0	4	2
Kansas State	1/25												
at Alabama	1/29	*	32	4-13	0-2	0-0	2-0-2	3	7	6	0	3	8
West Virginia	1/31	*	38	7-17	4-7	7-8	0-2-2	3	4	4	0	1	25
at #10 Kansas	2/5	*	25	0-11	0-5	0-0	1-0-1	0	3	3	0	2	0
at Kansas State	2/9	*	35	5-14	1-3	4-4	1-1-2	2	8	2	0	3	15
#20 Texas	2/12	*	38	4-11	0-4	7-7	1-5-6	1	7	2	0	2	15
at #11 Texas Tech	2/16	*	34	6-12	2-6	4-4	0-2-2	4	7	5	0	1	18
TCU	2/19	*	39	4-15	0-3	3-4	1-0-1	1	8	1	0	0	11
at Oklahoma State	2/21	*	40	2-9	0-3	2-2	0-2-2	0	4	3	0	4	6
#5 Kansas	2/26	*	37	2-10	0-2	8-9	1-1-2	2	6	4	0	0	12
at #21 Texas	2/28	*	38	6-14	2-5	5-6	1-7-8	0	7	2	0	2	19
Iowa State	3/5												

AKINJO, James

SEASON	TEAM	GP-GS	MIN/AVG	Field Goals		3-Point		F-Throws		Rebounds				Scoring						
				FG-FGA	FG%	3FG-3FGA	3FG%	FT-FTA	FT%	OFF	DEF	TOT	AVG	PF-FO	A	TO	BLK	STL	PTS	AVG
2018-19	GTown	33-32	1044/31.6	128-351	.365	52-133	.391	134-165	.812	7	89	96	2.9	81-1	173	99	1	37	442	13.4
2019-20	GTown	7-7	215/30.7	30-89	.337	8-33	.242	26-32	.813	4	17	21	3.0	12-0	31	16	0	14	94	13.4
2020-21	UA	26-26	908/34.9	124-327	.379	53-130	.408	104-127	.819	8	51	59	2.3	51-0	141	60	0	37	405	15.6
2021-22	Baylor	28-28	915/32.7	127-330	.385	35-114	.307	78-93	.839	11	62	73	2.6	40-0	162	87	0	57	367	13.1
TOTAL FOR Baylor	28-28	915/32.7	127-330	.385	35-114	.307	78-93	.839	11	62	73	2.6	40-0	162	87	0	57	367	13.1	
TOTAL	94-93	3083/32.8	409-1097	.373	148-410	.361	342-417	.820	30	219	249	2.6	184-1	507	262	1	145	1308	13.9	

GAME 31 – vs. IOWA STATE



3 – DALE BONNER

G • 6-2 • 170 • JR. • TR
SHAKER HEIGHTS, OHIO
(SHAKER HEIGHTS HS / FAIRMONT STATE)

SEASON HIGHS

Points: – 9 vs. Northwestern State (12/28/21); at K-State (2/9/22)
FG: – 4 vs. Northwestern State (12/28/21)
FGA: – 7 vs. West Virginia (2/1/22); at Kansas (2/5/22)
3FG: – 2 at Alabama (1/29/22)
3FGA: – 4 vs. Stanford (11/20/21); vs. West Virginia (2/1/22)
FT: – 5 vs. TCU (2/19/22)
FTA: – 6 vs. TCU (2/19/22)
Rebounds: – 4 vs. Oklahoma State (1/15/22)
Assists: – 5 vs. Kansas State (1/25/22)
Turnovers: – 4 at K-State (2/9/22); vs. TCU (2/19/22)
Blocks: – 1 at Alabama (1/29/22)
Steals: – 4 vs. TCU (2/19/22)
Minutes Played: – 37 vs. TCU (2/19/22)

CAREER HIGHS

Points: – 35 at Notre Dame (OH) (2/22/21)
FG: – 12 vs. Glenville State (12/15/19)
FGA: – 26 vs. Glenville State (12/15/19)
3FG: – 5 vs. Frostburg State (2/27/21)
3FGA: – 9 vs. Charleston (WV) (3/6/21)
FT: – 11, three times
FTA: – 18 at West Liberty (1/15/20)
Rebounds: – 11 at West Virginia Wesleyan (11/26/19)
Assists: – 11 at Bowie State (11/30/19); vs. Concord (2/8/21)
Turnovers: – 8 vs. West Virginia Wesleyan (2/26/20)
Blocks: – 2 vs. Frostburg State (2/29/20)
Steals: – 6 vs. Urbana (1/8/20)
Minutes Played: – 40, four times

MISCELLANEOUS

	21-22	BU RECORD
Double-Figure Points:	–	–
20+ Points:	–	–
5+ Assists:	1	1-0
Led team in Points:	–	–
Led team in Rebounds:	–	–
Led team in Assists:	2	2-0
Led team in Blocks:	1	0-1
Led team in Bench Points:	3	2-1

BONNER NOTEBOOK

- Transfer from Division II Fairmont State, started 50 games over 2 seasons with Falcons
- Averaging 22.3 minutes per game over last 12 games after 9.1 mpg over team's first 15 games (3 DNPs)
- Last 11 Games: 49 points (42% FGs; 16-38), 18 assists, 11 steals in 251 minutes (22.8 mpg)
- Scored 49 points over last 11 games, nearly doubling previous 16 games played combined (28 points)
- Made 2nd start of season and played season-high 37 minutes in win over TCU (2/19), recording 5 points and 4 steals
- Played final 16:52 of win at K-State (2/9) – had 9 points, 4 assists, 3 rebounds and 3 steals all in that stretch
- Made first Division I start and played season-high 36 minutes, 5 points, 4 assists, 0 turnovers in win vs. West Virginia (1/31)
- Scored 1,000th point of collegiate career (while making first D1 start) with first bucket in win over WVU (1/31)
- Posted season-high 5 assists along with 7 points and 2 steals in 24 minutes of win vs. Kansas State (1/25)
- Saw then-season-high 26 minutes of action in win at West Virginia (1/18), recorded 4 assists, 3 rebounds and 2 points
- Played 17 minutes off bench vs. Oklahoma State (season-high in Big 12 play), recording 4 rebounds and 1 assist
- Scored 9 points in then-season-high 24 minutes off bench vs. Northwestern State (12/28) after 14 points over first 10 games
- Made Baylor debut with 16 minutes off bench vs. UIW (11/12), had 2 assists, 2 steals and team-best +23 plus-minus
- Led Fairmont State in scoring, assists and steals in both seasons, guiding FSU to 38-12 record
- Averaged FSU team-best 20.2 points per game as redshirt sophomore in 2020-21
- Also led Falcons in assists (4.5/game) and steals (2.0 per game) in 2020-21
- Posted 17.8 ppg, 5.3 apg, 2.3 spg as redshirt freshman in 2019-20, leading Fairmont to 23-7 record

2021-22 GAME-BY-GAME

OPPONENT	DATE	GS	MIN	FG	3FG	FT	OR-DR-TR	PF	A	T	B	S	PTS
Incarnate Word	11/12		16	0-4	0-1	0-0	0-0-0	0	2	0	0	2	0
Nicholls State	11/15		10	0-3	0-2	0-0	0-1-1	0	4	0	0	0	0
Central Arkansas	11/17		15	1-2	1-2	0-0	0-0-0	2	0	0	0	0	3
Stanford	11/20		19	1-5	1-4	3-4	1-0-1	2	1	1	0	2	6
vs. Arizona State	11/24		5	0-1	0-1	0-0	2-0-2	0	0	0	0	0	0
vs. VCU	11/25		3	0-0	0-0	0-0	0-0-0	0	1	0	0	0	0
vs. Michigan State	11/26		4	0-0	0-0	1-2	0-0-0	0	0	1	0	0	1
Arkansas Pine-Bluff	12/4		12	0-2	0-1	0-0	0-1-1	1	2	0	0	0	0
#6 Villanova	12/12			DNP									
at Oregon	12/18		5	0-1	0-1	0-0	0-0-0	0	0	0	0	0	0
Alcorn State	12/20		16	2-5	0-1	0-0	1-0-1	1	3	0	0	2	4
Northwestern State	12/28		24	4-6	1-3	0-0	0-1-1	0	1	2	0	2	9
at #8 Iowa State	1/1			DNP									
Oklahoma	1/4			DNP									
at TCU	1/8		7	0-1	0-1	1-2	1-0-1	1	0	2	0	0	1
#19 Texas Tech	1/11		11	0-1	0-0	0-0	2-0-2	0	2	0	0	0	0
Oklahoma State	1/15		17	1-4	0-1	0-1	2-2-4	2	1	0	0	0	2
at West Virginia	1/18		26	1-6	0-2	0-0	1-2-3	2	4	1	0	0	2
at Oklahoma	1/22		8	0-1	0-0	0-0	0-0-0	0	1	1	0	0	0
Kansas State	1/25		24	3-4	1-2	0-0	0-0-0	3	5	1	0	2	7
at Alabama	1/29		23	2-2	2-2	1-2	1-1-2	1	1	0	1	1	7
West Virginia	1/31	*	36	2-7	1-4	0-0	0-2-2	2	4	0	0	0	5
at #10 Kansas	2/5		27	2-7	0-3	2-3	0-1-1	0	1	1	0	1	6
at Kansas State	2/9		28	3-4	0-1	3-3	0-3-3	2	4	4	0	3	9
#20 Texas	2/12		18	2-4	0-2	2-2	1-1-2	4	0	3	0	0	6
at #11 Texas Tech	2/16		13	0-1	0-1	0-0	0-0-0	2	0	0	0	1	0
TCU	2/19	*	37	0-1	0-1	5-6	0-1-1	0	1	4	0	4	5
at Oklahoma State	2/21		13	1-3	0-2	0-0	0-0-0	1	1	0	0	0	2
#5 Kansas	2/26		20	1-2	0-1	0-0	0-0-0	3	1	1	0	0	2
at #21 Texas	2/28		12	0-3	0-2	0-0	0-0-0	1	0	1	0	0	0
Iowa State	3/5												

BONNER, Dale

SEASON	TEAM	GP-GS	MIN/AVG	Field Goals		3-Point		F-Throws		Rebounds				Scoring						
				FG-FGA	FG%	3FG-3FGA	3FG%	FT-FTA	FT%	OFF	DEF	TOT	AVG	PF-FO	A	TO	BLK	STL	PTS	AVG
2019-20	FairSt	30-30	1002/33.4	191-417	.458	39-105	.371	113-166	.681	39	106	145	4.8	72-1	158	93	6	69	534	17.8
2020-21	FairSt	20-20	694/34.7	138-301	.458	45-103	.437	102-128	.797	23	81	104	5.2	36-1	90	58	2	40	423	21.2
2021-22	Baylor	27-2	449/16.6	26-80	.325	7-41	.171	18-25	.720	12	16	28	1.0	30-0	40	23	1	20	77	2.9
TOTAL FOR Baylor		27-2	449/16.6	26-80	.325	7-41	.171	18-25	.720	12	16	28	1.0	30-0	40	23	1	20	77	2.9
TOTAL		77-52	2145/27.9	355-798	.445	91-249	.365	233-319	.730	74	203	277	3.6	138-2	288	174	9	129	1034	13.4



2 — KENDALL BROWN

GF • 6-8 • 205 • FR. • HS
COTTAGE GROVE, MINN.
(SUNRISE CHRISTIAN – KS)

SEASON/CAREER HIGHS

Points: – 19 vs. Central Arkansas (11/17/21)
FG: – 8 vs. Central Arkansas (11/17/21)
FGA: – 13 vs. Central Arkansas (11/17/21)
3FG: – 2, three times
3FGA: – 4 vs. Texas (2/12/22)
FT: – 6 at Oklahoma (1/22/22)
FTA: – 6 at Oregon (12/18/21); at Oklahoma (1/22/22)
Rebounds: – 11 vs. Kansas State (1/25/22)
Assists: – 10 vs. Nicholls State (11/15/21)
Turnovers: – 4 vs. Oklahoma State (1/15/21)
Blocks: – 2 vs. Nicholls State (11/15/21); vs. Kansas (2/26/22)
Steals: – 3 vs. Stanford (11/20/21)
Minutes Played: – 35 at Oklahoma (1/22/22)

MISCELLANEOUS

	21-22	BU RECORD
Double-Figure Points:	18	16-2
Double-Figure Rebounds:	1	1-0
Double-Figure Assists:	1	1-0
Double-Doubles:	1	1-0
5+ Assists:	3	2-1
Led team in Points:	2	2-0
Led team in Rebounds:	1	0-1
Led team in Blocks:	6	5-1
Led team in Assists:	4	1-3

BROWN NOTEBOOK

- 5-star recruit, ranked No. 12 nationally in class of 2021 by 247Sports; 4th 5-star signee in BU history
- Youngest player and 1 of 3 freshmen on Julius Erving Small Forward of the Year Award Top 10 Watch List (released Feb. 2)
- Leads team with 39 dunks this season; 4 dunks in a game 5x (UIW, Nicholls, UCA, at Oregon, TCU)
- Leads Big 12 and ranks 3rd nationally among all freshmen in effective FG% (.622)
- Averaging 9.5 points per game over last 11 Big 12 games after averaging 4.3 ppg over first 6 Big 12 games
- Has scored 10+ points in 18 games this season, 10+ rebounds once and 10+ assists once
- Scored 12 of team's 27 first-half points on 4-of-5 shooting (2-of-2 3FGs) in win at No. 21 Texas (2/28)
- Posted 13 points (most in Big 12 play) and 5 assists in 33 minutes of win vs. TCU (2/19)
- Recorded 2nd double-double with 10 points and season-high 11 rebounds in win vs. Kansas State (1/25)
- Played season-high 35 minutes and had 10 points, 8 rebounds, 3 assists and 2 steals in win at Oklahoma (1/22)
- Led team in scoring for first time with 17 points (15 in 2nd half) on 7-of-8 shooting in win at Oregon (12/18)
- Named to Battle 4 Atlantis All-Tournament Team after averaging 12.0 points and shooting 16-of-21 (76%) from field
- Started in collegiate debut vs. UIW (11/12), had 13 points (4 dunks) and 2 steals in 18 minutes
- Came up 2 rebounds shy of triple-double in 2nd collegiate game, posting 13 points (4 dunks), 8 rebounds, 10 assists vs. NSU
- Tabbed as Preseason Big 12 Freshman of the Year, first in Baylor history
- Fourth McDonald's All-American to sign with Baylor (Tweety Carter, Perry Jones III, Isaiah Austin)
- Originally from Minnesota, finished high school career at Sunrise Christian in Bel Air, Kan.
- Participated in 2021 USA Basketball Men's U19 World Cup Team training camp

2021-22 GAME-BY-GAME

OPPONENT	DATE	GS	MIN	FG	3FG	FT	OR-DR-TR	PF	A	T	B	S	PTS
Incarnate Word	11/12	*	18	5-8	0-0	3-4	1-1-2	2	1	1	0	2	13
Nicholls State	11/15	*	27	6-7	1-1	0-0	2-6-8	4	10	3	2	1	13
Central Arkansas	11/17	*	22	8-13	0-0	3-4	3-2-5	1	1	1	0	2	19
Stanford	11/20	*	25	6-8	2-3	1-3	1-0-1	2	3	2	1	3	15
vs. Arizona State	11/24	*	26	4-5	1-1	1-1	0-4-4	1	0	0	0	1	10
vs. VCU	11/25	*	30	6-9	0-0	2-2	2-3-5	3	0	1	0	1	14
vs. Michigan State	11/26	*	23	6-7	0-1	0-0	0-1-1	1	1	1	0	1	12
Arkansas Pine-Bluff	12/4	*	20	5-7	0-1	1-1	3-1-4	1	0	2	0	1	11
#6 Villanova	12/12	*	23	2-5	0-1	0-0	0-1-1	4	0	2	0	0	4
at Oregon	12/18	*	18	7-8	0-0	3-6	2-2-4	3	1	0	0	1	17
Alcorn State	12/20	*	26	5-7	1-2	5-5	1-1-2	0	1	1	0	0	16
Northwestern State	12/28	*	26	5-7	0-0	2-4	3-6-9	2	1	2	1	1	12
at #8 Iowa State	1/1	*	30	2-6	0-1	0-0	2-3-5	2	1	1	1	1	4
Oklahoma	1/4	*	22	1-2	0-0	0-0	0-1-1	3	1	2	0	2	2
at TCU	1/8	*	28	4-5	0-0	1-2	2-2-4	1	3	1	0	0	9
#19 Texas Tech	1/11	*	30	2-5	0-1	1-1	0-5-5	2	6	3	0	0	5
Oklahoma State	1/15	*	23	2-4	0-1	0-0	2-5-7	2	3	4	0	2	4
at West Virginia	1/18	*	29	1-3	0-1	0-0	1-5-6	1	2	0	0	0	2
at Oklahoma	1/22	*	35	2-6	0-1	6-6	4-4-8	3	3	3	0	2	10
Kansas State	1/25	*	27	4-5	0-0	2-4	1-10-11	2	2	2	0	0	10
at Alabama	1/29	*	31	3-5	0-0	4-4	4-1-5	3	1	3	0	1	10
West Virginia	1/31	*	27	3-6	1-3	2-2	2-3-5	2	1	1	1	2	9
at #10 Kansas	2/5	*	33	5-12	2-3	0-0	3-5-8	2	3	1	1	0	12
at Kansas State	2/9	*	27	4-6	0-0	0-2	1-5-6	4	0	3	1	2	8
#20 Texas	2/12	*	33	5-11	0-4	0-0	5-3-8	2	1	0	0	2	10
at #11 Texas Tech	2/16	*	28	2-6	0-1	3-4	0-3-3	3	1	3	0	2	7
TCU	2/19	*	33	5-11	0-1	3-4	1-4-5	3	5	2	1	1	13
at Oklahoma State	2/21	*	34	1-4	1-3	0-0	1-4-5	1	1	2	0	0	3
#5 Kansas	2/26	*	25	4-6	1-1	0-0	0-3-3	3	3	1	2	0	9
at #21 Texas	2/28	*	30	4-7	2-2	3-5	1-4-5	4	1	3	0	0	13
Iowa State	3/5												

BROWN, Kendall

		Field Goals		3-Point		F-Throws		Rebounds				Scoring								
SEASON	TEAM	GP-GS	MIN/AVG	FG-FGA	FG%	3FG-3FGA	3FG%	FT-FTA	FT%	OFF	DEF	TOT	AVG	PF-FO	A	TO	BLK	STL	PTS	AVG
2021-22	Baylor	30-30	811/27.0	119-201	.592	12-33	.364	46-64	.719	48	98	146	4.9	67-0	57	51	11	31	296	9.9
TOTAL		30-30	811/27.0	119-201	.592	12-33	.364	46-64	.719	48	98	146	4.9	67-0	57	51	11	31	296	9.9

GAME 31 – vs. IOWA STATE



4 – LJ CRYER

G • 6-1 • 190 • SO. • 1L
KATY, TEXAS
(MORTON RANCH HS)

SEASON HIGHS

Points: – 25 at West Virginia (1/18/22)
FG: – 9 vs. Central Arkansas (11/17/21)
FGA: – 16 at West Virginia (1/18/22)
3FG: – 5, three times
3FGA: – 9, four times
FT: – 4, four times
FTA: – 6 vs. VCU (11/25/21)
Rebounds: – 4 vs. Stanford (11/20/21); vs. Arizona State (11/24/21)
Assists: – 6 vs. Central Arkansas (11/17/21)
Turnovers: – 6 vs. Kansas State (1/25/22)
Blocks: – 1 vs. Kansas State (1/25/22)
Steals: – 3 at Iowa State (1/1/22)
Minutes Played: – 34 at West Virginia (1/18/22)

CAREER HIGHS

Points: – 25 at West Virginia (1/18/22)
FG: – 9 vs. Central Arkansas (11/17/21)
FGA: – 16 at West Virginia (1/18/22)
3FG: – 5, four times
3FGA: – 9, four times
FT: – 4, four times
FTA: – 6 vs. VCU (11/25/21)
Rebounds: – 4 vs. Stanford (11/20/21); vs. Arizona State (11/24/21)
Assists: – 6 vs. Central Arkansas (11/17/21)
Turnovers: – 6 vs. Kansas State (1/25/22)
Blocks: – 1 vs. Kansas State (1/25/22)
Steals: – 3 at Iowa State (1/1/22)
Minutes Played: – 34 at West Virginia (1/18/22)

MISCELLANEOUS

	21-22	CAREER	BU RECORD
Double-Figure Points:	13	15	13-2
20+ Points:	5	5	5-0
5+ Assists:	1	1	1-0
Led team in Points:	8	9	8-1
Led team in Rebounds:	–	–	–
Led team in Assists:	1	1	1-0
Led team in Bench Points:	10	12	10-2

CRYER NOTEBOOK

- Sophomore guard from Katy, Texas, just 170 miles southeast of Waco
- Appeared in 20 games off bench as true freshman during 2020-21 national championship season
- Had offseason foot surgery, has missed 11 games this season battling discomfort, including 9 of last 10 games
- Led Big 12 and ranked 3rd nationally in 3-point percentage (.468) before falling below minimum games played requirement
- Has scored 256 points in 19 games (491 minutes), more than tripling last season's points total (67 points in 197 minutes)
- Scored 13+ points in 12 games this season after posting 2 double-figure scoring games during 2020-21 freshman season
- Has 15 career double-figure scoring games (13 this season), including 10 games with 15+ points (8 this season)
- Led team in scoring 8 times this season, including all 3 starts (21 vs. Stanford, 25 at West Virginia, 14 vs. Kansas State)
- Has 5 20-point games this season – vs. Nicholls State (20), Central Arkansas (20), Stanford (21), UAPB (20), at WVU (25)
- Made 2nd career start and posted career-high 25 points, including career-high 5 3FGM, in win at West Virginia (1/18/22)
- Led Bears with 18 points in season-high 32 minutes off bench vs. Oklahoma State (1/15/22)
- Scored 15 points off bench, including 9 points as part of 2nd-half comeback from 9 down in win at TCU (1/8/22)
- Made career-first start and set new career-high with 21 points in 32 minutes vs. Stanford (11/20/21)
- Posted 20 points and added career-high 6 assists and 0 turnovers in 22 minutes vs. UCA (11/17/21)
- Made collegiate debut with 17 points in 15 minutes off bench vs. Louisiana (11/28/20), making 5-of-7 treys and adding 2 steals
- Led team with 15 points in season-high 25 minutes off bench vs. Arkansas-Pine Bluff (12/21/20)
- Scored 3,488 points at Morton Ranch High School, 5th-most all-time in Texas public schools
- Averaged 34.2 points, 5.3 assists and 2.4 steals as high school senior, earning Class 6A All-State recognition
- Ranked No. 12 PG by ESPN and No. 51 overall by Rivals in 2020 high school class rankings
- Made 145 treys (4.3/game) and scored 1,164 points during pandemic-shortened high school senior season
- Both parents played sports at Grambling, father Lionel Sr. (football) and mother Tamica (volleyball)

2021-22 GAME-BY-GAME

OPPONENT	DATE	GS	MIN	FG	3FG	FT	OR-DR-TR	PF	A	T	B	S	PTS
Incarnate Word	11/12		22	5-10	2-6	1-1	0-2-2	2	3	2	0	0	13
Nicholls State	11/15		24	7-9	5-6	1-1	0-2-2	3	2	0	0	2	20
Central Arkansas	11/17		22	9-15	2-5	0-0	0-2-2	0	6	0	0	2	20
Stanford	11/20	*	32	8-12	5-9	0-0	1-3-4	1	1	1	0	1	21
vs. Arizona State	11/24		25	6-12	3-5	0-0	0-4-4	4	1	1	0	0	15
vs. VCU	11/25		25	1-6	0-3	4-6	0-0-0	1	2	4	0	1	6
vs. Michigan State	11/26		26	3-7	2-5	0-0	0-1-1	2	1	1	0	2	8
Arkansas Pine-Bluff	12/4		24	7-14	4-9	2-4	0-1-1	0	1	2	0	0	20
#6 Villanova	12/12		23	2-6	2-5	2-2	0-1-1	1	0	1	0	0	8
at Oregon	12/18		28	2-8	1-4	0-2	0-1-1	0	4	1	0	2	5
Alcorn State	12/20												DNP
Northwestern State	12/28												DNP
at #8 Iowa State	1/1		20	5-8	3-5	0-0	0-1-1	1	0	2	0	3	13
Oklahoma	1/4		26	1-5	1-4	2-2	0-0-0	0	1	3	0	0	5
at TCU	1/8		28	5-10	4-7	1-3	1-2-3	2	2	0	0	0	15
#19 Texas Tech	1/11		29	4-9	2-4	0-0	0-0-0	1	0	4	0	1	10
Oklahoma State	1/15		32	5-12	4-9	4-4	0-1-1	1	2	1	0	1	18
at West Virginia	1/18	*	34	8-16	5-9	4-4	0-2-2	4	1	1	0	0	25
at Oklahoma	1/22		28	4-9	2-4	4-4	0-2-2	1	0	3	0	0	14
Kansas State	1/25	*	28	4-12	3-8	3-3	0-2-2	1	4	6	1	0	14
at Alabama	1/29												DNP
West Virginia	1/31												DNP
at #10 Kansas	2/5												DNP
at Kansas State	2/9												DNP
#20 Texas	2/12												DNP
at #11 Texas Tech	2/16		15	2-5	2-4	0-0	0-0-0	0	1	0	0	0	6
TCU	2/19												DNP
at Oklahoma State	2/21												DNP
#5 Kansas	2/26												DNP
at #21 Texas	2/28												DNP
Iowa State	3/5												

SEASON		GP-GS	MIN/AVG	FG-FGA	FG%	3FG-3FGA	3FG%	FT-FTA	FT%	OFF	DEF	TOT	AVG	PF-FO	A	TO	BLK	STL	PTS	AVG
2020-21	Baylor	20-0	197/9.9	21-55	.382	16-44	.364	9-14	.643	3	8	11	0.6	7-0	15	9	0	10	67	3.4
2021-22	Baylor	19-3	491/25.9	88-185	.476	52-111	.468	28-36	.778	2	27	29	1.5	25-0	32	33	1	15	256	13.5
TOTAL		39-3	689/17.7	109-240	.454	68-155	.439	37-50	.740	5	35	40	1.0	32-0	47	42	1	25	323	8.3



10 – ADAM FLAGLER

G • 6-3 • 185 • JR. • 1L

DULUTH, GA.

(DULUTH HS / PRESBYTERIAN)

SEASON HIGHS

Points: – 29 at Oklahoma State (2/21/22)
 FG: – 11 at Oklahoma State (2/21/22)
 FGA: – 20 at Oklahoma State (2/21/22)
 3FG: – 7 at Oklahoma State (2/21/22)
 3FGA: – 13 at Oklahoma State (2/21/22)
 FT: – 5 vs. Alcorn State (12/20/21)
 FTA: – 6 vs. Alcorn State (12/20/21)
 Rebounds: – 6 vs. Kansas (2/26/22)
 Assists: – 11 vs. Northwestern State (12/28/21)
 Turnovers: – 5 at Iowa State (1/1/22); vs. Oklahoma (1/4/22)
 Blocks: – 1, three times
 Steals: – 5 vs. Alcorn State (12/20/21)
 Minutes Played: – 41 at Oklahoma State (2/21/22)

CAREER HIGHS

Points: – 29 at UCLA (1/19/18); at Oklahoma State (2/21/22)
 FG: – 11 vs. Winthrop (1/26/19); at Oklahoma State (2/21/22)
 FGA: – 20 at Oklahoma State (2/21/22)
 3FG: – 7 at UCLA (1/19/18); at Oklahoma State (2/21/22)
 3FGA: – 14 at UCLA (1/19/18)
 FT: – 10 vs. VMI (12/12/18)
 FTA: – 10 vs. VMI (12/12/18); at Robert Morris (3/24/19)
 Rebounds: – 10 at UNC Asheville (2/23/19)
 Assists: – 11 vs. Northwestern State (12/28/21)
 Turnovers: – 5 at Iowa State (1/1/22); vs. Oklahoma (1/4/22)
 Blocks: – 1, 13 times
 Steals: – 5 vs. Alcorn State (12/20/21)
 Minutes Played: – 41 at Oklahoma State (2/21/22)

MISCELLANEOUS

	21-22	BU CAREER	BU RECORD
Double-Figure Points:	22	36	32-4
Double-Figure Assists:	1	1	1-0
Double-Doubles:	1	1	1-0
20+ Points:	5	6	6-0
5+ Assists:	6	7	7-0
Led team in Points:	7	12	10-2
Led team in Rebounds:	–	–	–
Led team in Assists:	7	8	8-0
Led team in Bench Points:	–	13	12-1

FLAGLER NOTEBOOK

- Fourth-year junior, sat out and redshirted 2019-20 season after playing freshman year at Presbyterian College
- Came off bench in 28 games of 2020-21 national title season, had 14 double-figure scoring games and led BU in scoring 5 times
- 1 of 3 Big 12 Conference players on Jerry West Shooting Guard of the Year Award Top 10 Watch List (released Feb. 1)
- Has missed 3 games with knee discomfort this season – vs. Stanford (11/20), vs. West Virginia (1/31) and vs. TCU (2/19)
- Shooting 45% (58-of-128) from 3-point range over last 19 games, including 9 games with 4+ made 3-pointers
- Last 20 games: averaging 15.7 points, 3.3 assists, 1.5 steals per game; Double-figure scoring in 19 of last 20 games played
- Made 4+ 3-pointers in 9 of last 19 games played after doing so in 11 of previous 72 games played
- Multiple 3FGs made in 63 games; 3+ in 40 games; 4+ in 20 games; 5+ in 12 games; 6+ in 6 games; 7+ in 2 games
- Scored in double-figures in 36 of 55 games played at BU (22 of 27 as starter), including 18 games with 15+ points
- Scored in double-figures in 68 of 91 collegiate games; has 16 career 20-point games (6 at Baylor)
- Career-highs of 29 points, 7 made 3-pointers and 41 minutes (including all of last 29 minutes) in OT win at OSU (2/21/22)
- Led Bears with 20 points on 8-of-11 FGs (4-of-5 3FGs) in 35 minutes of win vs. No. 20 Texas (2/12/22)
- Named Big 12 Player of the Week (1/10/22) after scoring Baylor career-high 22 points in back-to-back games vs. OU and TCU
- Made 6 second-half 3-pointers in comeback from 9 points down at TCU (1/8/22)
- Recorded 1st double-double at BU (2nd of career) with 21 points, 11 assists and 0 turnovers vs. Northwestern State (12/28/21)
- Scored 13 points in 21 minutes off bench in national title game win over Gonzaga (4/5/21)
- Led team with 16 points and made 2 of team's 3 treys in Sweet 16 win over No. 18 Villanova (3/27/21)
- Earned 2019 Big South Freshman of the Year honors and was 5-time Big South Freshman of the Week
- Posted career-high 29 points at UCLA (11/19/18), including 24 points and 6 treys in 2nd half
- Scored 20+ points 10 times as freshman, including games at Dayton, at UCLA and at Marquette
- Brother, Duvaughn, played football at Gardner-Webb (2004-07) and finished with 188 receptions, 2,552 yards and 31 TDs
- Aspires to become a pediatrician

2021-22 GAME-BY-GAME

OPPONENT	DATE	GS	MIN	FG	3FG	FT	OR-DR-TR	PF	A	T	B	S	PTS
Incarnate Word	11/12	*	21	3-7	2-4	1-2	0-1-1	0	4	0	1	0	9
Nicholls State	11/15	*	25	5-11	2-6	0-0	2-3-5	2	4	3	0	1	12
Central Arkansas	11/17	*	8	1-2	0-1	0-0	0-0-0	0	0	1	0	1	2
Stanford	11/20			DNP									
vs. Arizona State	11/24	*	30	5-13	1-6	2-2	2-2-4	3	1	1	0	1	13
vs. VCU	11/25	*	30	3-9	1-4	2-2	1-2-3	0	2	1	0	1	9
vs. Michigan State	11/26	*	31	4-12	3-9	0-0	1-3-4	1	5	0	0	1	11
Arkansas Pine-Bluff	12/4	*	21	1-7	1-6	0-0	0-1-1	0	2	2	0	1	3
#6 Villanova	12/12	*	28	5-11	0-4	0-0	0-1-1	1	5	1	0	1	10
at Oregon	12/18	*	37	5-11	5-7	1-2	2-1-3	1	4	4	0	2	16
Alcorn State	12/20	*	26	3-6	1-3	5-6	0-1-1	0	5	0	0	5	12
Northwestern State	12/28	*	31	8-13	5-10	0-0	0-1-1	0	11	0	0	1	21
at #8 Iowa State	1/1	*	35	4-11	0-4	2-2	1-4-5	2	4	5	0	0	10
Oklahoma	1/4	*	33	8-14	2-4	4-4	1-2-3	2	2	5	0	1	22
at TCU	1/8	*	33	8-13	6-10	0-0	1-0-1	1	2	3	0	3	22
#19 Texas Tech	1/11	*	28	6-11	5-8	0-2	1-0-1	4	1	2	0	1	17
Oklahoma State	1/15	*	31	1-10	1-4	2-2	0-1-1	1	2	3	0	0	5
at West Virginia	1/18	*	34	5-13	2-7	2-3	1-3-4	1	7	4	0	1	14
at Oklahoma	1/22	*	32	6-13	2-6	2-4	0-1-1	0	3	2	0	2	16
Kansas State	1/25	*	30	6-10	1-5	0-1	0-0-0	1	5	2	1	0	13
at Alabama	1/29	*	34	5-13	4-8	2-2	2-1-3	3	1	2	0	0	16
West Virginia	1/31			DNP									
at #10 Kansas	2/5	*	26	6-15	3-8	1-1	1-1-2	2	1	1	0	4	16
at Kansas State	2/9	*	34	4-11	1-6	1-2	1-3-4	2	2	1	0	0	10
#20 Texas	2/12	*	35	8-11	4-5	0-0	0-3-3	2	1	3	1	0	20
at #11 Texas Tech	2/16	*	32	5-13	4-8	0-0	1-1-2	2	2	1	0	1	14
TCU	2/19			DNP									
at Oklahoma State	2/21	*	41	11-20	7-13	0-0	0-4-4	2	2	1	0	3	29
#5 Kansas	2/26	*	36	5-13	0-5	3-4	0-6-6	3	3	0	0	1	13
at #21 Texas	2/28	*	37	7-14	5-7	0-0	0-1-1	4	1	1	0	1	19
Iowa State	3/5												

FLAGLER, Adam

SEASON	TEAM	GP-GS	MIN/AVG	Field Goals		3-Point		F-Throws		Rebounds				Scoring						
				FG-FGA	FG%	3FG-3FGA	3FG%	FT-FTA	FT%	OFF	DEF	TOT	AVG	PF-FO	A	TO	BLK	STL	PTS	AVG
2018-19	Presb	36-36	1104/30.7	196-447	.438	108-280	.386	71-85	.835	27	95	122	3.4	61-0	45	42	9	28	571	15.9
2020-21	Baylor	28-0	637/22.8	84-185	.454	46-106	.434	41-47	.872	25	39	64	2.3	43-0	40	21	1	24	255	9.1
2021-22	Baylor	27-27	817/30.3	138-307	.450	68-168	.405	30-41	.732	18	47	65	2.4	40-0	82	48	3	33	374	13.9
TOTAL FOR Baylor		55-27	1455/26.5	222-492	.451	114-274	.416	71-88	.807	43	86	129	2.3	83-0	122	69	4	57	629	11.4
TOTAL		91-63	2558/28.1	418-939	.445	222-554	.401	142-173	.821	70	181	251	2.8	144-0	167	111	13	85	1200	13.2

GAME 31 – vs. IOWA STATE



32 – ZACH LOVEDAY

F • 7-0 • 240 • SO. • 1L

GALLIPOLIS, OHIO
(HUNTINGTON PREP)

SEASON HIGHS

Points: – 5 vs. UAPB (12/4/21)
 FG: – 2 vs. UAPB (12/4/21)
 FGA: – 4 vs. UAPB (12/4/21)
 3FG: – 1 vs. UAPB (12/4/21); vs. Alcorn State (12/20/21)
 3FGA: – 2 vs. UAPB (12/4/21); vs. Alcorn State (12/20/21)
 FT: – 1 vs. Alcorn State (12/20/21)
 FTA: – 2 vs. Alcorn State (12/20/21)
 Rebounds: – 3 vs. UAPB (12/4/21); vs. Alcorn State (12/20/21)
 Assists: – 1 at Kansas (2/5/22)
 Turnovers: – 3 vs. Alcorn State (12/20/21)
 Blocks: – 2 vs. Northwestern State (12/28/21)
 Steals: – 1 at Texas Tech (2/16/22)
 Minutes Played: – 8 vs. UAPB (12/4/21); vs. Alcorn State (12/20/21)

CAREER HIGHS

Points: – 10 vs. Alcorn State (12/30/20)
 FG: – 4 vs. UAPB (12/21/20); vs. Alcorn State (12/30/20)
 FGA: – 5 vs. UAPB (12/21/20)
 3FG: – 1, three times
 3FGA: – 2 vs. UAPB (12/4/21); vs. Alcorn State (12/20/21)
 FT: – 2 vs. Alcorn State (12/30/20)
 FTA: – 2, three times
 Rebounds: – 4 vs. UAPB (12/21/20)
 Assists: – 1 vs. Kansas State (1/27/21); at Kansas (2/5/22)
 Turnovers: – 3 vs. Alcorn State (12/20/21)
 Blocks: – 2 vs. Alcorn State (12/30/20); vs. NWST (12/28/21)
 Steals: – 1 vs. ULL (11/28/20); at Texas Tech (2/16/22)
 Minutes Played: – 16 vs. UAPB (12/21/20)

MISCELLANEOUS

	21-22	CAREER	BU RECORD
Double-Figure Points:	–	1	1-0
2+ Blocks:	1	2	2-0
Led team in Points:	–	–	–
Led team in Rebounds:	–	–	–
Led team in Blocks:	3	6	5-1
Led team in Bench Points:	–	–	–

LOVEDAY NOTEBOOK

- Sophomore 7-footer from Ohio, played final two high school seasons at national power Huntington Prep
- Blocked 2 shots in 7 minutes off bench vs. Northwestern State (12/28/21); has 4 blocks in 29 minutes over last 6 games played
- Scored in double-figures for first time with 10 points (4-4 FGs) and added 2 blocks in 10 minutes vs. Alcorn State (12/30/20)
- Made career-first 3-pointer and added assist as part of 6-point effort in 5 minutes off bench vs. K-State (1/27/21)
- Posted 8 points and 4 rebounds and 16 minutes off bench vs. UAPB (12/21)
- Ranked No. 51 overall and No. 12 among centers in 2020 signing class by Rivals
- One of five players from 2019-20 Huntington Prep squad to sign with Division I programs
- Father, Billy Loveday, played basketball at Hanover College

2021-22 GAME-BY-GAME

OPPONENT	DATE	GS	MIN	FG	3FG	FT	OR-DR-TR	PF	A	T	B	S	PTS
Incarnate Word	11/12		3	0-1	0-1	0-0	1-1-2	0	0	2	0	0	0
Nicholls State	11/15		3	1-1	0-0	0-0	0-0-0	0	0	0	0	0	2
Central Arkansas	11/17		3	0-0	0-0	0-0	0-2-2	0	0	0	0	0	0
Stanford	11/20		3	0-0	0-0	0-0	0-0-0	0	0	0	0	0	0
vs. Arizona State	11/24			DNP									
vs. VCU	11/25			DNP									
vs. Michigan State	11/26		1	0-0	0-0	0-0	0-0-0	0	0	0	0	0	0
Arkansas Pine-Bluff	12/4		8	2-4	1-2	0-0	1-2-3	2	0	0	1	0	5
#6 Villanova	12/12			DNP									
at Oregon	12/18			DNP									
Alcorn State	12/20		8	1-3	1-2	1-2	2-1-3	2	0	3	0	0	4
Northwestern State	12/28		7	0-0	0-0	0-0	0-1-1	1	0	0	2	0	0
at #8 Iowa State	1/1			DNP									
Oklahoma	1/4			DNP									
at TCU	1/8			DNP									
#19 Texas Tech	1/11			DNP									
Oklahoma State	1/15			DNP									
at West Virginia	1/18			DNP									
at Oklahoma	1/22			DNP									
Kansas State	1/25		2	0-0	0-0	0-0	0-0-0	0	0	0	0	0	0
at Alabama	1/29			DNP									
West Virginia	1/31			DNP									
at #10 Kansas	2/5		3	0-0	0-0	0-0	1-1-2	0	1	0	1	0	0
at Kansas State	2/9			DNP									
#20 Texas	2/12			DNP									
at #11 Texas Tech	2/16		1	0-0	0-0	0-0	0-0-0	2	0	0	0	1	0
TCU	2/19			DNP									
at Oklahoma State	2/21			DNP									
#5 Kansas	2/26			DNP									
at #21 Texas	2/28			DNP									
Iowa State	3/5												

LOVEDAY, Zach

		Field Goals		3-Point		F-Throws		Rebounds				Scoring								
SEASON	TEAM	GP-GS	MIN/AVG	FG-FGA	FG%	3FG-3FGA	3FG%	FT-FTA	FT%	OFF	DEF	TOT	AVG	PF-FO	A	TO	BLK	STL	PTS	AVG
2020-21	Baylor	13-0	59/4.6	12-17	.706	1-2	.500	3-4	.750	4	10	14	1.1	8-0	1	1	4	1	28	2.2
2021-22	Baylor	11-0	40/3.7	4-9	.444	2-5	.400	1-2	.500	5	8	13	1.2	7-0	1	5	4	1	11	1.0
TOTAL		24-0	100/4.2	16-26	.615	3-7	.429	4-6	.667	9	18	27	1.1	15-0	2	6	8	2	39	1.6



24 – MATTHEW MAYER

G/F • 6-9 • 225 • SR. • 3L

AUSTIN, TEXAS
(WESTLAKE HS)

SEASON HIGHS

Points: – 20 at West Virginia (11/18/22)
 FG: – 6, five times
 FGA: – 15 vs. Central Arkansas (11/17/21)
 3FG: – 5 at West Virginia (11/18/22)
 3FGA: – 8 at West Virginia (11/18/22)
 FT: – 5 vs. Texas (2/12/22)
 FTA: – 7 vs. Texas (2/12/22)
 Rebounds: – 12 vs. Kansas (2/26/22)
 Assists: – 4 vs. Nicholls State (11/15/21); vs. West Virginia (2/1/22)
 Turnovers: – 2, seven times
 Blocks: – 3 vs. Central Arkansas (11/17/21)
 Steals: – 5 vs. Central Arkansas (11/17/21)
 Minutes Played: – 30 at West Virginia (11/18/22)

CAREER HIGHS

Points: – 20 at West Virginia (11/18/22)
 FG: – 7, three times
 FGA: – 15 vs. Central Arkansas (11/17/21)
 3FG: – 5 at West Virginia (11/18/22)
 3FGA: – 8 at West Virginia (11/18/22)
 FT: – 5, six times
 FTA: – 8 at Texas Tech (2/16/19)
 Rebounds: – 12 vs. Kansas (2/26/22)
 Assists: – 4, three times
 Turnovers: – 5 vs. Ole Miss (11/23/18)
 Blocks: – 3 vs. Central Arkansas (11/17/21)
 Steals: – 5 vs. Central Arkansas (11/17/21)
 Minutes Played: – 30 vs. Ole Miss (11/23/18); at WVU (1/18/22)

MISCELLANEOUS

	21-22	CAREER	BU RECORD
Double-Figure Points:	14	35	28-7
Double-Figure Rebounds:	1	1	1-0
20+ Points:	1	1	1-0
Led team in Points:	2	5	5-0
Led team in Rebounds:	3	8	7-1
Led team in Blocks:	10	18	15-3
Led team in Assists:	2	3	3-0
Led team in Bench Points:	–	26	18-8

MAYER NOTEBOOK

- Senior wing with length, range and quick release, played 93 games off bench over first three seasons at BU
- Last 6 games since Jon's injury: 10.3 points, 6.3 rebounds, 0.8 blocks in 24.7 minutes
- Reduced TO rate from 17.6 last season 10.7 this season (2nd-best in Big 12); 12 more steals (37) than turnovers committed (25)
- Scored in double-figures in 14 of 29 games as a starter and 35 of 122 games during collegiate career
- Career-high 12 rebounds along with 9 points in win over No. 5 Kansas (2/26/22)
- Posted 12 points and 6 rebounds in OT win at Oklahoma State (2/21/22), career-best 4th-straight game with 10+ points
- Recorded 16 points, 5 rebounds and 1 block in 28 minutes of win vs. TCU (2/19/22)
- Scored all 9 of his points in final 3:27 as Bears rallied from 9 down with 10 minutes left to win vs. West Virginia (1/31/22)
- Posted career-first 20-point game, made career-high 5 3FGs and had 4 steals in win at West Virginia (1/18/22)
- Then-season high 16 points and 5 rebounds in 26 minutes vs. Oklahoma State (1/15/22)
- Made career-first start and played 94th career game in season-opener vs. UIW (11/12), posting team-high 14 points
- Recorded career-high 5 steals as part of team's school-record-tying 21 steals in win over Central Arkansas (11/17/21)
- Posted 12 points and 4 rebounds in 19 minutes off bench in Final Four win vs. Houston (4/3/21)
- Led team with 17 points, added 6 rebounds and 2 steals in 24 minutes off bench in NCAA 2nd Round win (3/21/21)
- Season-highs of 19 points and 7 rebounds in only 21 minutes off bench vs. No. 17 Oklahoma State (3/4/21)
- Then-season-high 18 points in 27 minutes off bench to lead BU to OT win at No. 6 WVU (3/2/21), clinching Big 12 title
- Recorded career-high 19 points on only 6-of-7 shooting in season-high 20 minutes off bench vs. Kansas State (2/25/20)
- Scored 17 points on just 5-of-9 shooting in 14 minutes off bench as freshman at TCU (1/5/19)
- Posted game-high 18 points in just 18 minutes off bench vs. Nicholls State (11/16/18)
- Four-star recruit from Austin's Westlake High School, ranked among top-100 recruits nationally in 2018 class
- Helped Westlake to 36-4 record as senior in 2017-18, playing alongside UTEP's Keonte Kennedy and Texas' Brock Cunningham
- Committed to Baylor in June 2017, more than a year prior to enrolling at BU

2021-22 GAME-BY-GAME

OPPONENT	DATE	GS	MIN	FG	3FG	FT	OR-DR-TR	PF	A	T	B	S	PTS
Incarnate Word	11/12	*	21	6-10	2-5	0-0	0-2-2	4	2	2	0	1	14
Nicholls State	11/15	*	20	5-11	2-5	0-0	0-5-3	3	4	2	1	0	12
Central Arkansas	11/17	*	24	5-15	0-6	2-2	1-5-6	2	0	0	3	5	12
Stanford	11/20	*	24	1-7	0-4	2-3	1-3-4	2	1	0	0	2	4
vs. Arizona State	11/24	*	20	6-14	2-4	0-0	1-3-4	1	0	2	0	3	14
vs. VCU	11/25	*	29	5-13	3-5	2-4	2-4-6	3	2	1	1	2	15
vs. Michigan State	11/26	*	24	4-8	0-2	0-0	3-4-7	4	1	2	2	1	8
Arkansas Pine-Bluff	12/4	*	19	4-6	4-5	2-4	1-6-7	1	1	0	1	1	14
#6 Villanova	12/12	*	25	1-8	1-5	0-0	0-3-3	0	0	0	2	2	3
at Oregon	12/18	*	19	2-6	1-4	0-0	2-2-4	2	2	0	0	0	5
Alcorn State	12/20	*	13	0-2	0-1	0-0	0-3-3	5	0	1	0	0	0
Northwestern State	12/28			DNP									
at #8 Iowa State	1/1	*	21	4-10	1-4	0-0	2-2-4	1	3	2	2	1	9
Oklahoma	1/4	*	17	3-6	0-1	1-2	2-4-6	5	1	1	1	1	7
at TCU	1/8	*	20	2-5	1-3	0-0	0-6-6	3	0	2	1	1	5
#19 Texas Tech	1/11	*	25	3-10	0-3	1-4	1-6-7	1	0	0	2	1	7
Oklahoma State	1/15	*	26	6-13	2-6	2-3	2-3-5	2	1	2	0	1	16
at West Virginia	1/18	*	30	6-13	5-8	3-3	1-3-4	4	2	1	0	4	20
at Oklahoma	1/22	*	27	5-11	2-7	0-0	0-2-2	4	0	0	0	4	12
Kansas State	1/25	*	25	3-7	0-3	2-2	0-5-5	3	3	0	0	2	8
at Alabama	1/29	*	17	4-8	2-4	2-3	0-2-2	3	0	0	0	1	12
West Virginia	1/31	*	23	4-10	1-3	0-4	4-3-7	3	4	0	0	1	9
at #10 Kansas	2/5	*	17	2-9	1-4	2-2	2-2-4	3	0	1	0	1	7
at Kansas State	2/9	*	12	0-5	0-2	0-0	0-5-5	1	0	1	0	0	0
#20 Texas	2/12	*	21	2-4	1-2	5-7	1-4-5	4	0	0	1	0	10
at #11 Texas Tech	2/16	*	22	5-10	2-5	1-1	0-3-3	2	1	0	1	0	13
TCU	2/19	*	28	6-10	2-5	2-2	1-4-5	2	0	2	1	0	16
at Oklahoma State	2/21	*	24	4-11	1-4	3-3	2-4-6	1	1	1	1	1	12
#5 Kansas	2/26	*	27	3-5	1-2	2-3	2-10-12	1	0	1	1	0	9
at #21 Texas	2/28	*	26	1-5	0-3	0-0	2-5-7	2	2	1	0	1	2
Iowa State	3/5												

MAYER, Matthew

SEASON	TEAM	GP-GS	MIN/AVG	Field Goals			3-Point		F-Throws		Rebounds				Scoring					
				FG-FGA	FG%	3FG-3FGA	3FG%	FT-FTA	FT%	OFF	DEF	TOT	AVG	PF-FO	A	TO	BLK	STL	PTS	AVG
2018-19	Baylor	33-0	389/11.8	51-154	.331	20-65	.308	31-47	.660	24	42	66	2.0	34-0	26	25	8	17	153	4.6
2019-20	Baylor	30-0	349/11.6	54-128	.422	17-45	.378	20-29	.690	18	39	57	1.9	30-0	23	21	4	15	145	4.8
2020-21	Baylor	30-0	469/15.6	92-188	.489	30-76	.395	29-49	.592	30	82	112	3.7	44-0	29	35	8	36	243	8.1
2021-22	Baylor	29-29	648/22.3	102-252	.405	37-115	.322	34-52	.654	33	113	146	5.0	72-2	31	25	21	37	275	9.5
TOTAL		122-29	1855/15.2	299-722	.414	104-301	.346	114-177	.644	105	276	381	3.1	180-2	109	106	41	105	816	6.7



1 – JEREMY SOCHAN

F • 6-9 • 230 • FR. • HS
MILTON KEYNES, ENGLAND
(ORANGE ACADEMY – GERMANY)

SEASON/CAREER HIGHS

Points: – 17, three times
FG: – 6 at Alabama (1/29/22); vs. TCU (2/19/22)
FGA: – 11 at Oklahoma State (2/21/22)
3FG: – 3 vs. Nicholls State (11/15/21); vs. NWST (12/28/21)
3FGA: – 6 vs. Nicholls State (11/15/21); vs. NWST (12/28/21)
FT: – 6 vs. Kansas (2/26/22)
FTA: – 8 vs. West Virginia (2/1/22)
Rebounds: – 12 vs. Central Arkansas (11/17/21)
Assists: – 7 vs. Alcorn State (12/20/21)
Turnovers: – 4, four times
Blocks: – 3 at Iowa State (1/1/22)
Steals: – 3 vs. Alcorn State (12/20/21)
Minutes Played: – 36 at Oklahoma State (2/21/22)

MISCELLANEOUS

	21-22	BU RECORD
Double-Figure Points:	10	9-1
Double-Figure Rebounds:	4	3-1
Double-Doubles:	1	1-0
5+ Assists:	1	1-0
2+ Blocks:	3	3-0
Led team in Points:	2	1-1
Led team in Rebounds:	10	8-2
Led team in Blocks:	5	5-0
Led team in Assists:	2	2-0
Led team in Bench Points:	8	6-2

SOCHAN NOTEBOOK

- True freshman from England, played final high school season at Orange Academy in Germany
- 4-star recruit, ranked No. 40 nationally and No. 11 at PF in Class of 2021 by 247Sports
- Missed 4.5 games with left ankle sprain, returned 1/25 vs. K-State; Bears are 23-3 when he plays and 2-2 when he doesn't
- Last 5 Games: 10.2 points, 6.4 rebounds, 1.6 assists, 1.0 steals in 30.6 minutes per game off bench
- Career-high-tying 17 points (12 in 2nd half) and 5 rebounds in 31 minutes of win over No. 5 Kansas (2/26)
- Tied career-high with 17 points, added 6 rebounds, 2 assists and 1 block in 29 minutes off bench in win vs. TCU (2/19)
- Career-highs of 17 points and 32 minutes played, added 8 rebounds and 2 steals at Alabama (1/29)
- Posted double-figures in scoring in 10 games and double-figure rebounding in 4 games
- Had 12 points, team-highs 7 rebounds & 3 blocks, 2 assists and 2 steals in 28 minutes off bench in win at No. 8 Iowa State (1/1)
- Made first start and recorded career-first double-double with 16 points and 11 rebounds vs. Northwestern State (12/28)
- Finished one point shy of double-double (9 pts, 10 rebs) in win over No. 6 Villanova (12/12)
- Grabbed game-high 12 rebounds and added 6 points, 2 assists and 2 steals in 26 minutes vs. Central Arkansas (11/17)
- Posted 14 points in 21 minutes off bench vs. Nicholls State (11/15), including 3-of-6 from 3-point range
- Recorded 10 points, 5 rebounds, 2 assists, 2 blocks and 1 steal in 23 minutes off bench in collegiate debut vs. UIW (11/12)
- Became youngest player in Polish National Team history during 2022 EuroBasket qualification
- Scored 18 points as 17-year-old in Poland senior national team debut, an 81-80 win over Romania
- Played junior year of high school at La Lumiere in La Porte, Ind.

2021-22 GAME-BY-GAME

OPPONENT	DATE	GS	MIN	FG	3FG	FT	OR-DR-TR	PF	A	T	B	S	PTS
Incarnate Word	11/12		23	5-7	0-1	0-0	2-3-5	0	2	1	2	1	10
Nicholls State	11/15		21	5-10	3-6	1-2	1-3-4	2	2	1	0	1	14
Central Arkansas	11/17		26	3-9	0-3	0-3	4-8-12	3	2	4	1	2	6
Stanford	11/20		19	4-7	0-1	3-4	0-4-4	3	3	1	1	2	11
vs. Arizona State	11/24		22	0-7	0-3	0-0	3-6-9	2	3	0	1	1	0
vs. VCU	11/25		15	0-4	0-1	2-3	4-2-6	3	2	1	0	0	2
vs. Michigan State	11/26		18	3-6	1-4	1-2	3-2-5	2	0	2	1	1	8
Arkansas Pine-Bluff	12/4		18	5-6	0-0	2-5	1-3-4	1	2	3	0	2	12
#6 Villanova	12/12		26	3-4	1-2	2-2	4-6-10	5	1	4	0	1	9
at Oregon	12/18		24	3-4	2-2	0-2	0-2-2	0	1	0	0	0	8
Alcorn State	12/20		27	2-6	1-3	1-2	1-4-5	0	7	1	1	3	6
Northwestern State	12/28	*	28	5-10	3-6	3-4	4-7-11	1	2	0	1	1	16
at #8 Iowa State	1/1		28	4-4	1-1	3-4	0-7-7	4	2	1	3	2	12
Oklahoma	1/4		25	1-4	0-0	1-2	1-3-4	1	1	0	0	0	3
at TCU	1/8		8	1-3	0-1	0-0	1-0-1	0	0	0	0	0	2
#19 Texas Tech	1/11												DNP
Oklahoma State	1/15												DNP
at West Virginia	1/18												DNP
at Oklahoma	1/22												DNP
Kansas State	1/25		21	2-3	1-2	0-0	1-1-2	1	1	2	1	2	5
at Alabama	1/29		32	6-9	1-3	4-6	2-6-8	4	1	4	0	2	17
West Virginia	1/31		31	5-8	1-3	2-8	5-4-9	4	3	4	0	2	13
at #10 Kansas	2/5		26	2-5	0-2	0-0	2-4-6	3	1	1	0	2	4
at Kansas State	2/9		25	3-7	1-4	1-1	2-5-7	1	0	1	2	1	8
#20 Texas	2/12		20	2-4	1-1	0-0	3-2-5	5	1	3	1	1	5
at #11 Texas Tech	2/16		28	3-7	1-4	1-4	2-8-10	2	2	1	0	1	8
TCU	2/19		29	6-9	0-1	5-5	0-6-6	3	2	0	0	1	17
at Oklahoma State	2/21		36	3-11	0-4	0-0	2-5-7	4	3	1	0	1	6
#5 Kansas	2/26		31	5-9	1-3	6-7	1-4-5	2	1	1	1	1	17
at #21 Texas	2/28		29	0-4	0-3	3-4	1-3-4	1	0	2	1	1	3
Iowa State	3/5												

SOCHAN, Jeremy				Field Goals		3-Point		F-Throws		Rebounds				Scoring						
SEASON	TEAM	GP-GS	MIN/AVG	FG-FGA	FG%	3FG-3FGA	3FG%	FT-FTA	FT%	OFF	DEF	TOT	AVG	PF-FO	A	TO	BLK	STL	PTS	AVG
2021-22	Baylor	26-1	635/24.4	81-167	.485	19-64	.297	41-70	.586	50	108	158	6.1	57-2	45	39	17	32	222	8.5
TOTAL		26-1	635/24.4	81-167	.485	19-64	.297	41-70	.586	50	108	158	6.1	57-2	45	39	17	32	222	8.5



23 – JONATHAN TCHAMWA TCHATCHOUA

F • 6-8 • 250 • JR. • 1L

DOUALA, CAMEROON

(NBA GLOBAL ACADEMY – AUSTRALIA / UNLV)

SEASON HIGHS

Points: – 21 at Kansas State (2/9/22)
FG: – 9 at Kansas State (2/9/22)
FGA: – 10 vs. Northwestern State (12/28/21); at K-State (2/9/22)
3FG: – 2 vs. Alcorn State (12/20/21)
3FGA: – 2, three times
FT: – 6 vs. UAPB (12/4/21)
FTA: – 6 vs. UAPB (12/4/21)
Rebounds: – 13 vs. UAPB (12/4/21)
Assists: – 2, four times
Turnovers: – 4, three times
Blocks: – 2 at TCU (1/8/22)
Steals: – 2, six times
Minutes Played: – 29 at Oregon (12/18/21)

CAREER HIGHS

Points: – 21 at Kansas State (2/9/22)
FG: – 9 at Kansas State (2/9/22)
FGA: – 10, three times
3FG: – 2 vs. Alcorn State (12/20/21)
3FGA: – 2, three times
FT: – 9 vs. Colorado State (1/2/19)
FTA: – 10 vs. Colorado State (1/2/19)
Rebounds: – 13 vs. UAPB (12/4/21)
Assists: – 2, five times
Turnovers: – 4, four times
Blocks: – 4 at Oklahoma State (1/23/21)
Steals: – 2, 12 times
Minutes Played: – 40 vs. BYU (12/15/18)

MISCELLANEOUS

	21-22	BU CAREER	BU RECORD
Double-Figure Points:	10	16	16-0
Double-Figure Rebounds:	6	8	7-1
Double-Doubles:	2	3	3-0
20+ Points:	1	1	1-0
2+ Blocks:	1	5	5-0
Led team in Points:	2	2	2-0
Led team in Rebounds:	11	20	18-2
Led team in Blocks:	5	13	10-3
Led team in Bench Points:	10	17	15-2

TCHAMWA TCHATCHOUA NOTEBOOK

- Fourth-year junior big man with tremendous athleticism, extremely coachable; splits time with Flo Thamba at 5-spot
- Coaches refer to him as “Everyday Jon,” because they know he’s going to be the same energy-giving person every day
- Transferred to Baylor after playing one year at UNLV, sat out 2019-20 season and participated on BU practice squad
- Named to Naimsmith Defensive Player of the Year Watch List (1 of 15 overall; 1 of 3 from Big 12 Conference)
- Suffered season-ending injury in win over Texas (2/12/22) – had surgery on 2/13 to repair multiple ligaments in left knee
- 5th in Big 12 in rebounding (6.8 per game) despite coming off bench; 10+ rebounds off bench in 6 games this season
- Scored in double-figures off bench in 10 of last 20 games; did so in 7 of previous 65 collegiate games
- Has 17 career double-figure scoring games (16 at BU; Bears are 16-0), 10 career double-figure rebounding games (8 at BU)
- Has scored 41% of his field goals on dunks (68-of-164) over 54 games off bench during BU career
- Scored career-high 21 points on 9-of-10 FGs, added 6 rebounds in 25 minutes off bench at K-State (2/9/22)
- Recorded 4th career double-double (3rd at BU) with 13 points and 12 rebounds in 22 minutes off bench vs. K-State (1/25/22)
- Then-career-high 16 points on perfect 6-of-6 from field, including 2-of-2 from 3-point range, in win over Alcorn State (12/20/21)
- Posted 3rd career double-double (2nd at BU) with career-highs of 14 points and 13 rebounds in 21 minutes vs. UAPB (12/4/21)
- Opened season with 3-straight 10-rebound games; has 8 career double-digit rebounding games (6 at Baylor)
- Had 11 points and 6 rebounds in 21 minutes of Final Four win vs. Houston (4/3/21), highest-scoring game since Dec. 29, 2020
- 2nd career double-double with 13 points and then-career-high 11 boards vs. Central Arkansas (12/29/20)
- Played 31 games (11 starts) as freshman at UNLV, averaging 3.4 PPG, 3.5 RPG, 0.7 BPG in 13.3 MPG
- Recorded career-first double-double with 13 points and 12 rebounds in 16 minutes vs. Colorado State (1/2/19) while at UNLV
- Played 40 minutes in overtime win in first collegiate start vs. BYU (12/15/18) while at UNLV
- Born in Cameroon, moved to Australia and played at NBA Global Academy for final two high school seasons

2021-22 GAME-BY-GAME

OPPONENT	DATE	GS	MIN	FG	3FG	FT	OR-DR-TR	PF	A	T	B	S	PTS
Incarname Word	11/12		21	3-6	0-0	0-0	3-7-10	1	1	0	0	0	6
Nicholls State	11/15		19	4-6	0-0	0-2	4-6-10	2	1	4	0	0	8
Central Arkansas	11/17		19	2-4	0-2	0-1	3-7-10	1	2	1	1	2	4
Stanford	11/20		18	4-4	0-0	1-1	2-5-7	3	0	2	0	0	9
vs. Arizona State	11/24		17	1-3	0-0	1-2	1-4-5	1	2	0	0	0	3
vs. VCU	11/25		24	6-8	1-1	0-0	1-7-8	2	1	1	0	1	13
vs. Michigan State	11/26		25	4-5	0-0	2-2	0-3-3	4	0	0	0	2	10
Arkansas Pine-Bluff	12/4		21	4-6	0-0	6-6	7-6-13	1	2	1	0	1	14
#6 Villanova	12/12		24	3-6	0-0	1-1	1-8-9	3	1	2	0	0	7
at Oregon	12/18		29	4-5	1-1	1-2	4-5-9	3	1	2	0	0	10
Alcorn State	12/20		21	6-6	2-2	2-2	2-7-9	1	2	0	0	0	16
Northwestern State	12/28		18	4-10	0-2	0-0	2-6-8	2	0	0	1	0	8
at #8 Iowa State	1/1		18	2-4	0-0	0-0	2-1-3	5	0	3	0	0	4
Oklahoma	1/4		18	6-7	0-0	0-0	3-3-6	2	0	0	0	2	12
at TCU	1/8		22	1-2	0-1	0-0	0-4-4	3	0	1	2	2	2
#19 Texas Tech	1/11		27	2-4	0-0	0-0	3-7-10	2	0	1	0	0	4
Oklahoma State	1/15		28	1-4	0-1	2-2	1-7-8	2	1	0	1	0	4
at West Virginia	1/18		27	5-6	0-0	0-1	2-5-7	3	1	4	0	2	10
at Oklahoma	1/22		12	2-2	0-0	0-0	0-0-0	1	1	1	0	1	4
Kansas State	1/25		22	6-7	1-1	0-0	5-7-12	2	1	1	0	1	13
at Alabama	1/29		15	1-2	0-0	3-4	1-1-2	2	0	0	1	0	5
West Virginia	1/31		26	6-7	0-0	2-2	3-3-6	5	0	1	1	2	14
at #10 Kansas	2/5		23	1-4	0-1	4-4	1-3-4	3	0	4	1	1	6
at Kansas State	2/9		25	9-10	1-1	2-3	3-3-6	2	0	0	1	0	21
#20 Texas	2/12		5	1-2	0-0	0-0	0-1-1	1	0	0	0	0	2
at #11 Texas Tech	2/16												DNP
TCU	2/19												DNP
at Oklahoma State	2/21												DNP
#5 Kansas	2/26												DNP
at #21 Texas	2/28												DNP
Iowa State	3/5												DNP

TCHAMWA TCHATCHOUA, Jonathan

SEASON	TEAM	GP-GS	MIN/AVG	Field Goals		3-Point		F-Throws		Rebounds				Scoring						
				FG-FGA	FG%	3FG-3FGA	3FG%	FT-FTA	FT%	OFF	DEF	TOT	AVG	PF-FO	A	TO	BLK	STL	PTS	AVG
2018-19	UNLV	31-11	410/13.2	38-80	.475	0-3	.000	30-44	.682	57	50	107	3.5	68-0	6	25	21	7	106	3.4
2020-21	Baylor	29-0	556/19.2	76-132	.576	0-0	.000	34-44	.773	57	87	144	5.0	63-0	13	27	19	15	186	6.4
2021-22	Baylor	25-0	523/20.9	88-130	.677	6-13	.462	27-35	.771	54	116	170	6.8	57-2	17	29	9	17	209	8.4
TOTAL FOR Baylor		54-0	1078/20.0	164-262	.626	6-13	.462	61-79	.772	111	203	314	5.8	120-2	30	56	28	32	395	7.3
TOTAL		85-11	1489/17.5	202-342	.591	6-16	.375	91-123	.740	168	253	421	5.0	188-2	36	81	49	39	501	5.9



0 — FLO THAMBA

F • 6-10 • 250 • SR. • 3L
KINSHASA, CONGO
(MOUNTAIN MISSION SCHOOL)

SEASON HIGHS

Points: — 18 vs. Kansas (2/26/22)
FG: — 8 vs. Alcorn State (12/20/21); vs. Kansas (2/26/22)
FGA: — 13 vs. Kansas (2/26/22)
3FG: —
3FGA: —
FT: — 8 vs. Texas (2/12/22)
FTA: — 11 vs. Texas (2/12/22)
Rebounds: — 11 vs. Texas (2/12/22)
Assists: — 2 vs. Alcorn State (12/20/21)
Turnovers: — 4 at Oklahoma (1/22/22)
Blocks: — 4 vs. Texas (2/12/22)
Steals: — 3 vs. Central Arkansas (11/17/21); at Oklahoma (1/22/22)
Minutes Played: — 33 at Oklahoma State (2/21/22)

CAREER HIGHS

Points: — 18 vs. Kansas (2/26/22)
FG: — 8 vs. Alcorn State (12/20/21); vs. Kansas (2/26/22)
FGA: — 13 vs. Kansas (2/26/22)
3FG: —
3FGA: —
FT: — 8 vs. Texas (2/12/22)
FTA: — 11 vs. Texas (2/12/22)
Rebounds: — 11 vs. Auburn (1/30/21); vs. Texas (2/12/22)
Assists: — 3 vs. TCU (2/2/19)
Turnovers: — 4 at Oklahoma (1/22/22)
Blocks: — 4 vs. UT Martin (12/18/19); vs. Texas (2/12/22)
Steals: — 3 vs. Central Arkansas (11/17/21); at Oklahoma (1/22/22)
Minutes Played: — 33 at Oklahoma State (2/21/22)

MISCELLANEOUS

	21-22	CAREER	BU RECORD
Double-Figure Points:	6	8	8-0
Double-Figure Rebounds:	3	4	4-0
Double-Doubles:	1	1	1-0
2+ Blocks:	7	17	14-3
Led team in Points:	2	2	2-0
Led team in Rebounds:	6	9	9-0
Led team in Blocks:	16	33	29-4

THAMBA NOTEBOOK

- Senior with 7-foot-5 wingspan, originally from Kinshasa, Congo; splits time with Jonathan Tchamwa Tchatchoua at 5-spot
- Has started 60-consecutive games after entering 2020-21 national championship season with 0 career starts in 52 games played
- Double-figure scoring in 4 of last 6 games after doing so in 4 of first 106 games
- Has 6 more steals this season (19 in 585 minutes) than first 3 seasons combined (13 in 952 minutes)
- Career-high 18 points and 9 rebounds in 23 minutes in win over No. 5 Kansas (2/26/22)
- Recorded 10 points, 8 rebounds, 1 block, 1 assist and 1 steal in 30 minutes of win vs. TCU (2/19/22)
- Career-first double-double with 12 points and career-highs of 11 rebounds, 4 blocks and 30 minutes vs. No. 20 Texas (2/12/22)
- Had then-season-high 10 rebounds along with 7 points and career-highs of 3 steals and 28 minutes in win at Oklahoma (1/22/22)
- First half stat line in win at No. 8 Iowa State: 9 points, 4 offensive rebounds in 11 minutes played
- Perfect 8-of-8 from field for career-high 16 points in just 16 minutes vs. Alcorn State (12/20/21)
- Tied then-career-high with 11 points, added 2 steals and a block in career-high 23 minutes vs. Arizona State (11/24/21)
- Grabbed career-high 11 rebounds in just 17 minutes of win vs. Auburn (1/30/21)
- Posted season-high 10 points in just 13 minutes of win at Iowa State (1/2/21)
- Made pair of clutch free throws to give Bears 1-point lead with 4:55 left in comeback win at Oklahoma State (1/18/20)
- Recorded career-highs with 11 points (4-4 FGs), 8 rebounds, 4 blocks and 21 minutes vs. UT Martin (12/18/19)
- Played off bench in 19 of team's 30 games as sophomore in 2019-20
- Came off bench in 33 of team's 34 games as freshman in 2018-19, including 15 games with double-digit minutes
- Born in Congo, lived in England, France and South Africa, emigrated to United States in 2014
- Averaged 14.0 points, 10.0 rebounds and 1.5 blocks as senior at Mountain Mission School in Grundy, Va.
- Late addition to 2018 signing class, ranked No. 243 overall and No. 34 center by 247Sports

2021-22 GAME-BY-GAME

OPPONENT	DATE	GS	MIN	FG	3FG	FT	OR-DR-TR	PF	A	T	B	S	PTS
Incarnate Word	11/12	*	15	2-2	0-0	2-2	1-2-3	4	0	0	3	0	6
Nicholls State	11/15	*	20	3-5	0-0	0-0	2-3-5	2	1	0	0	1	6
Central Arkansas	11/17	*	18	0-3	0-0	2-3	4-1-5	2	0	0	2	3	2
Stanford	11/20	*	20	3-3	0-0	0-2	1-1-2	1	0	0	1	2	6
vs. Arizona State	11/24	*	23	4-5	0-0	3-4	4-1-5	2	0	1	1	2	11
vs. VCU	11/25	*	16	1-2	0-0	2-3	3-1-4	4	0	1	1	1	4
vs. Michigan State	11/26	*	15	1-1	0-0	0-1	2-3-5	3	0	0	0	0	2
Arkansas Pine-Bluff	12/4	*	20	1-3	0-0	2-4	5-5-10	1	1	0	1	1	4
#6 Villanova	12/12	*	16	0-1	0-0	0-0	3-2-5	1	0	0	1	1	0
at Oregon	12/18	*	11	0-0	0-0	0-0	1-1-2	4	0	1	1	0	0
Alcorn State	12/20	*	16	8-8	0-0	0-0	1-3-4	3	2	1	1	1	16
Northwestern State	12/28	*	18	3-5	0-0	1-3	2-3-5	1	0	2	2	0	7
at #8 Iowa State	1/1	*	14	3-5	0-0	3-3	4-0-4	4	0	0	0	0	9
Oklahoma	1/4	*	22	1-2	0-0	4-4	2-4-6	2	1	1	1	1	6
at TCU	1/8	*	18	0-3	0-0	0-0	2-1-3	2	0	0	1	1	0
#19 Texas Tech	1/11	*	13	1-2	0-0	0-0	1-1-2	2	0	0	2	0	2
Oklahoma State	1/15	*	21	1-3	0-0	0-2	2-3-5	2	0	0	0	0	2
at West Virginia	1/18	*	19	2-3	0-0	0-0	2-6-8	1	1	2	0	0	4
at Oklahoma	1/22	*	28	2-4	0-0	3-5	4-6-10	4	0	4	1	3	7
Kansas State	1/25	*	16	1-2	0-0	2-4	3-0-3	2	0	1	3	0	4
at Alabama	1/29	*	16	1-4	0-0	1-1	0-1-1	2	0	1	0	0	3
West Virginia	1/31	*	12	3-5	0-0	0-1	3-1-4	2	1	1	0	0	6
at #10 Kansas	2/5	*	17	1-5	0-0	1-4	4-3-7	5	0	2	0	0	3
at Kansas State	2/9	*	15	1-4	0-0	2-2	5-0-5	2	0	0	1	0	4
#20 Texas	2/12	*	30	2-5	0-0	8-11	2-9-11	2	0	1	4	0	12
at #11 Texas Tech	2/16	*	27	2-3	0-0	3-8	7-2-9	4	0	2	0	1	7
TCU	2/19	*	30	3-5	0-0	4-8	4-4-8	3	1	1	1	1	10
at Oklahoma State	2/21	*	33	3-10	0-0	2-3	4-3-7	4	0	1	1	0	8
#5 Kansas	2/26	*	23	8-13	0-0	2-3	3-6-9	4	0	0	0	0	18
at #21 Texas	2/28	*	28	4-7	0-0	4-5	3-3-6	3	1	1	2	0	12
Iowa State	3/5												

THAMBA, Flo				Field Goals		3-Point		F-Throws		Rebounds				Scoring						
SEASON	TEAM	GP-GS	MIN/AVG	FG-FGA	FG%	3FG-3FGA	3FG%	FT-FTA	FT%	OFF	DEF	TOT	AVG	PF-FO	A	TO	BLK	STL	PTS	AVG
2018-19	Baylor	33-0	330/10.0	21-39	.538	0-0	.000	16-30	.533	31	41	72	2.2	57-1	11	24	21	6	58	1.8
2019-20	Baylor	19-0	172/9.1	13-27	.481	0-0	.000	17-30	.567	14	28	42	2.2	33-1	2	7	13	1	43	2.3
2020-21	Baylor	30-30	449/15.0	40-71	.563	0-0	.000	29-47	.617	52	67	119	4.0	76-1	5	19	20	6	109	3.6
2021-22	Baylor	30-30	585/19.5	65-123	.528	0-0	.000	51-86	.593	84	79	163	5.4	78-1	9	24	31	19	181	6.0
TOTAL		112-60	1537/13.7	139-260	.535	0-0	.000	113-193	.585	181	215	396	3.5	244-4	27	74	85	32	391	3.5



5 — JORDAN TURNER

G/F • 6-8 • 195 • SO. • 1L

HOUSTON, TEXAS

(SUNRISE CHRISTIAN — KS)

SEASON HIGHS

Points: — 6 vs. Alcorn State (12/20/21)

FG: — 2 vs. Alcorn State (12/20/21)

FGA: — 6 vs. Northwestern State (12/28/21)

3FG: — 1, four times

3FGA: — 5 vs. Northwestern State (12/28/21)

FT: — 1 vs. Alcorn State (12/20/21); vs. Northwestern State (12/28/21)

FTA: — 2 vs. Alcorn State (12/20/21); vs. NWST (12/28/21)

Rebounds: — 5 vs. Northwestern State (12/28/21)

Assists: — 2 vs. UAPB (12/4/21)

Turnovers: — 1 vs. Central Arkansas (11/17/21)

Blocks: — 1 vs. Central Arkansas (11/17/21)

Steals: —

Minutes Played: — 13 vs. Northwestern State (12/28/21)

CAREER HIGHS

Points: — 10 vs. Alcorn State (12/30/20)

FG: — 3 vs. Alcorn State (12/30/20)

FGA: — 6 vs. Northwestern State (12/28/21)

3FG: — 3 vs. Alcorn State (12/30/20)

3FGA: — 5 vs. Northwestern State (12/28/21)

FT: — 4 vs. UAPB (12/21/20)

FTA: — 4 vs. UAPB (12/21/20)

Rebounds: — 5 vs. Northwestern State (12/28/21)

Assists: — 2 vs. UAPB (12/21/20); vs. UAPB (12/4/21)

Steals: —

Blocks: — 1 vs. Central Arkansas (11/17/21)

Turnovers: — 1, three times

Minutes Played: — 14 vs. UAPB (12/21/20)

MISCELLANEOUS

	21-22	BU CAREER	BU RECORD
Double-Figure Points:	—	1	1-0
2+ Blocks:	—	—	—
Led team in Points:	—	—	—
Led team in Rebounds:	—	—	—
Led team in Blocks:	—	—	—
Led team in Bench Points:	—	—	—

TURNER NOTEBOOK

- Third-year sophomore wing from Houston, attended Sunrise Christian in Bel Aire, Kan. for final 2 prep seasons
- Elected to take voluntary redshirt and participate on practice squad during 2019-20 season
- Has combined for 10 points, 7 rebounds and 2 assists in 38 minutes over last 6 games played
- Posted 4 offensive rebounds, 2 points and 1 assist in 5 minutes of season-opener vs. Incarnate Word (11/12/21)
- Combined for 20 points and 15 rebounds in 47 minutes over final 9 games played last season (5-of-8 from 3-point range)
- Posted career-high 10 points (3-3 3FGs), added 3 rebounds in 8 minutes off bench vs. Alcorn State (12/30/20)
- Scored career-first points with 7 points and 4 rebounds in season-high 14 minutes off bench vs. UAPB (12/21/20)
- Played first two collegiate games in Bears' trip to Las Vegas, seeing 2 minutes of late-game action in both games
- Ranked No. 11 recruit in Texas and No. 24 SF nationally in 2019 signing class by ESPN
- Played first two prep seasons at Global Learning Village in Houston
- Twin brother, Jalyn, is junior on Central Oklahoma basketball squad

2021-22 GAME-BY-GAME

OPPONENT	DATE	GS	MIN	FG	3FG	FT	OR-DR-TR	PF	A	T	B	S	PTS
Incarnate Word	11/12		5	1-5	0-1	0-0	4-0-4	0	1	0	0	0	2
Nicholls State	11/15		4	0-3	0-2	0-0	1-0-1	0	0	0	0	0	0
Central Arkansas	11/17		5	1-1	0-0	0-0	0-0-0	2	0	1	1	0	2
Stanford	11/20		4	1-2	1-2	0-0	0-0-0	0	0	0	0	0	3
vs. Arizona State	11/24			DNP									
vs. VCU	11/25			DNP									
vs. Michigan State	11/26			DNP									
Arkansas Pine-Bluff	12/4		9	1-3	1-3	0-0	1-0-1	0	2	0	0	0	3
#6 Villanova	12/12			DNP									
at Oregon	12/18			DNP									
Alcorn State	12/20		10	2-5	1-4	1-2	0-1-1	0	1	0	0	0	6
Northwestern State	12/28		13	1-6	1-5	1-2	2-3-5	1	1	0	0	0	4
at #8 Iowa State	1/1			DNP									
Oklahoma	1/4			DNP									
at TCU	1/8			DNP									
#19 Texas Tech	1/11			DNP									
Oklahoma State	1/15			DNP									
at West Virginia	1/18		2	0-0	0-0	0-0	0-0-0	0	0	0	0	0	0
at Oklahoma	1/22			DNP									
Kansas State	1/25			DNP									
at Alabama	1/29			DNP									
West Virginia	1/31		7	0-2	0-2	0-0	0-1-1	0	0	0	0	0	0
at #10 Kansas	2/5			DNP									
at Kansas State	2/9			DNP									
#20 Texas	2/12			DNP									
at #11 Texas Tech	2/16			DNP									
TCU	2/19		2	0-0	0-0	0-0	0-0-0	0	0	0	0	0	0
at Oklahoma State	2/21		4	0-0	0-0	0-0	0-0-0	0	0	0	0	0	0
#5 Kansas	2/26			DNP									
at #21 Texas	2/28			DNP									
Iowa State	3/5												

TURNER, Jordan

SEASON	TEAM	GP-GS	MIN/AVG	Field Goals		3-Point		F-Throws		Rebounds				Scoring						
				FG-FGA	FG%	3FG-3FGA	3FG%	FT-FTA	FT%	OFF	DEF	TOT	AVG	PF-FO	A	TO	BLK	STL	PTS	AVG
2020-21	Baylor	12-0	54/4.5	5-19	.263	5-8	.625	5-6	.833	5	10	15	1.3	11-1	3	2	0	0	20	1.7
2021-22	Baylor	11-0	67/6.1	7-27	.259	4-19	.211	2-4	.500	8	5	13	1.2	3-0	5	1	1	0	20	1.8
TOTAL		23-0	121/5.2	12-46	.261	9-27	.333	7-10	.700	13	15	28	1.2	14-1	8	3	1	0	40	1.7



2021-22 Baylor Men's Basketball
Combined Team Statistics
All games

Game Records

Record	Overall	Home	Away	Neutral
ALL GAMES	25-5	14-2	8-3	3-0
CONFERENCE	13-4	6-2	7-2	0-0
NON-CONFERENCE	12-1	8-0	1-1	3-0

Score by Periods

Team	1st	2nd	OT	TOT
Baylor	1083	1217	6	2306
Opponents	909	983	4	1896

Team Box Score

No.	Player	Total			3-Point			F-Throw		Rebounds				Other Stats								
		GP-GS	MIN	AVG	FG-FGA	FG%	3FG-3FGA	3FG%	FT-FTA	FT%	OFF	DEF	TOT	AVG	PF	DQ	A	TO	BLK	STL	PTS	AVG
10	FLAGLER, Adam	27-27	817:27	30.3	138-307	.450	68-168	.405	30-41	.732	18	47	65	2.4	40	0	82	48	3	33	374	13.9
4	CRYER, LJ	19-3	491:16	25.9	88-185	.476	52-111	.468	28-36	.778	2	27	29	1.5	25	0	32	33	1	15	256	13.5
11	AKINJO, James	28-28	915:12	32.7	127-330	.385	35-114	.307	78-93	.839	11	62	73	2.6	40	0	162	87	0	57	367	13.1
2	BROWN, Kendall	30-30	810:45	27.0	119-201	.592	12-33	.364	46-64	.719	48	98	146	4.9	67	0	57	51	11	31	296	9.9
24	MAYER, Matthew	29-29	647:55	22.3	102-252	.405	37-115	.322	34-52	.654	33	113	146	5.0	72	2	31	25	21	37	275	9.5
1	SOCHAN, Jeremy	26-1	634:35	24.4	81-167	.485	19-64	.297	41-70	.586	50	108	158	6.1	57	2	45	39	17	32	222	8.5
23	TCHAMWA TCHATCHOUA, Jonathan	25-0	522:40	20.9	88-130	.677	6-13	.462	27-35	.771	54	116	170	6.8	57	2	17	29	9	17	209	8.4
0	THAMBA, Flo	30-30	585:04	19.5	65-123	.528	0-0	.000	51-86	.593	84	79	163	5.4	78	1	9	24	31	19	181	6.0
3	BONNER, Dale	27-2	449:14	16.6	26-80	.325	7-41	.171	18-25	.720	12	16	28	1.0	30	0	40	23	1	20	77	2.9
42	DAINJA, Dain	3-0	08:26	2.8	2-4	.500	0-0	.000	2-3	.667	2	1	3	1.0	1	0	0	2	1	0	6	2.0
5	TURNER, Jordan	11-0	67:03	6.1	7-27	.259	4-19	.211	2-4	.500	8	5	13	1.2	3	0	5	1	1	0	20	1.8
14	PAUL, Mitchell	7-0	13:54	2.0	4-7	.571	0-1	.000	1-2	.500	2	3	5	0.7	2	0	0	0	0	3	9	1.3
32	LOVEDAY, Zach	11-0	40:24	3.7	4-9	.444	2-5	.400	1-2	.500	5	8	13	1.2	7	0	1	5	4	1	11	1.0
21	LOVE, Kijana	6-0	10:11	1.7	1-4	.250	1-2	.500	0-1	.000	0	2	2	0.3	0	0	1	0	0	0	3	0.5
20	SACKS, Austin	6-0	10:55	1.8	0-2	.000	0-2	.000	0-0	.000	0	0	0	0.0	0	0	0	0	0	1	0	0.0
Team											54	49	103				16					
Total		30	6025		852-1828	.466	243-688	.353	359-514	.698	383	734	1117	37.2	479	7	482	383	100	266	2306	76.9
Opponents		30	6025		701-1668	.420	173-592	.292	321-459	.699	298	665	963	32.1	487	7	379	478	87	198	1896	63.2

Team Statistics

	BAYLOR	OPP
Scoring	2306	1896
Points per game	76.9	63.2
Scoring margin	+13.7	-
Field goals-att	852-1828	701-1668
Field goal pct	.466	.420
3 point fg-att	243-688	173-592
3-point FG pct	.353	.292
3-pt FG made per game	8.1	5.8
Free throws-att	359-514	321-459
Free throw pct	.698	.699
F-Throws made per game	12.0	10.7
Rebounds	1117	963
Rebounds per game	37.2	32.1
Rebounding margin	+5.1	-
Assists	482	379
Assists per game	16.1	12.6
Turnovers	383	478
Turnovers per game	12.8	15.9
Turnover margin	+3.2	-
Assist/turnover ratio	1.3	0.8
Steals	266	198
Steals per game	8.9	6.6
Blocks	100	87
Blocks per game	3.3	2.9
Winning streak	4	-
Home win streak	5	-
Attendance	134072	128626
Home games-Avg/Game	16-8380	11-11693
Neutral site-Avg/Game	-	3-1027

Team Results

Date	Opponent	Score	Att.
11/12/2021	Incarnate Word	W 87-60	8895
11/15/2021	Nicholls St.	W 89-60	9307
11/17/2021	Central Ark.	W 92-47	6667
11/20/2021	Stanford	W 86-48	7048
11/24/2021	vs Arizona St.	W 75-63	848
11/25/2021	vs VCU	W 69-61	929
11/26/2021	vs Michigan St.	W 75-58	1305
12/04/2021	Ark.-Pine Bluff	W 99-54	6207
12/12/2021	Villanova	W 57-36	10284
12/18/2021	at Oregon	W 78-70	7682
12/20/2021	Alcorn	W 94-57	6923
12/28/2021	Northwestern St.	W 104-68	6516
01/01/2022	at Iowa St.	W 77-72	14267
01/04/2022	Oklahoma	W 84-74	7523
01/08/2022	at TCU	W 76-64	5562
01/11/2022	Texas Tech	L 62-65	8569
01/15/2022	Oklahoma St.	L 54-61	8861
01/18/2022	at West Virginia	W 77-68	12692
01/22/2022	at Oklahoma	W 65-51	11339
01/25/2022	Kansas St.	W 74-49	8062
01/29/2022	at Alabama	L 78-87	14474
01/31/2022	West Virginia	W 81-77	8226
02/05/2022	at Kansas	L 59-83	16300
02/09/2022	at Kansas St.	W 75-60	6236
02/12/2022	Texas	W 80-63	10284
02/16/2022	at Texas Tech	L 73-83	14923
02/19/2022	TCU	W 72-62	10072
02/21/2022	at Oklahoma St.	Wot 66-64	8701
02/26/2022	Kansas	W 80-70	10628
02/28/2022	at Texas	W 68-61	16450

2021-22 BIG 12 STATISTICS



2021-22 Baylor Men's Basketball
Combined Team Statistics
In Conference games

Game Records

Record	Overall	Home	Away	Neutral
ALL GAMES	13-4	6-2	7-2	0-0
CONFERENCE	13-4	6-2	7-2	0-0
NON-CONFERENCE	0-0	0-0	0-0	0-0

Score by Periods

Team	1st	2nd	OT	TOT
Baylor	560	657	6	1223
Opponents	537	586	4	1127

Team Box Score

No.	Player	Total			3-Point			F-Throw		Rebounds				Other Stats								
		GP-GS	MIN	AVG	FG-FGA	FG%	3FG-3FGA	3FG%	FT-FTA	FT%	OFF	DEF	TOT	AVG	PF	DQ	A	TO	BLK	STL	PTS	AVG
10	FLAGLER, Adam	15-15	497:01	33.1	90-192	.469	43-100	.430	17-25	.680	8	30	38	2.5	29	0	38	33	2	18	240	16.0
11	AKINJO, James	15-15	519:47	34.7	68-183	.372	18-65	.277	52-61	.852	7	35	42	2.8	20	0	79	44	0	26	206	13.7
4	CRYER, LJ	9-2	239:57	26.7	38-86	.442	26-54	.481	18-20	.900	1	10	11	1.2	11	0	11	20	1	5	120	13.3
24	MAYER, Matthew	17-17	393:02	23.1	59-144	.410	20-65	.308	24-36	.667	22	71	93	5.5	42	1	18	15	11	19	162	9.5
23	TCHAMWA TCHATCHOUA, Jonathan	12-0	252:22	21.0	42-59	.712	2-5	.400	10-12	.833	23	44	67	5.6	31	2	4	16	6	11	96	8.0
1	SOCHAN, Jeremy	13-0	336:06	25.9	37-78	.474	7-29	.241	22-35	.629	21	52	73	5.6	31	1	17	17	9	15	103	7.9
2	BROWN, Kendall	17-17	494:37	29.1	51-105	.486	7-23	.304	21-30	.700	26	69	95	5.6	40	0	37	32	7	16	130	7.6
0	THAMBA, Flo	17-17	366:06	21.5	38-81	.469	0-0	.000	38-63	.603	55	52	107	6.3	48	1	5	17	17	7	114	6.7
3	BONNER, Dale	15-2	296:45	19.8	16-49	.327	2-23	.087	13-17	.765	7	12	19	1.3	23	0	25	19	0	11	47	3.1
21	LOVE, Kijana	2-0	03:11	1.6	1-3	.333	1-1	1.000	0-0	.000	0	0	0	0.0	0	0	0	0	0	0	3	1.5
14	PAUL, Mitchell	2-0	03:11	1.6	1-1	1.000	0-0	.000	0-0	.000	0	1	1	0.5	1	0	0	0	0	1	2	1.0
20	SACKS, Austin	1-0	01:32	1.5	0-0	.000	0-0	.000	0-0	.000	0	0	0	0.0	0	0	0	0	0	0	0	0.0
5	TURNER, Jordan	4-0	15:50	4.0	0-2	.000	0-2	.000	0-0	.000	0	1	1	0.3	0	0	0	0	0	0	0	0.0
32	LOVEDAY, Zach	3-0	05:33	1.9	0-0	.000	0-0	.000	0-0	.000	1	1	2	0.7	2	0	1	0	1	1	0	0.0
Team											28	22	50				13					
Total		17	3425		441-983	.449	126-367	.343	215-299	.719	199	400	599	35.2	278	5	235	226	54	130	1223	71.9
Opponents		17	3425		421-972	.433	92-333	.276	193-277	.697	184	381	565	33.2	280	5	228	239	55	114	1127	66.3

Team Statistics

	BAYLOR	OPP
Scoring	1223	1127
Points per game	71.9	66.3
Scoring margin	+5.6	-
Field goals-att	441-983	421-972
Field goal pct	.449	.433
3 point fg-att	126-367	92-333
3-point FG pct	.343	.276
3-pt FG made per game	7.4	5.4
Free throws-att	215-299	193-277
Free throw pct	.719	.697
F-Throws made per game	12.6	11.4
Rebounds	599	565
Rebounds per game	35.2	33.2
Rebounding margin	+2.0	-
Assists	235	228
Assists per game	13.8	13.4
Turnovers	226	239
Turnovers per game	13.3	14.1
Turnover margin	+0.8	-
Assist/turnover ratio	1.0	1.0
Steals	130	114
Steals per game	7.6	6.7
Blocks	54	55
Blocks per game	3.2	3.2
Winning streak	4	-
Home win streak	5	-
Attendance	72225	106470
Home games-Avg/Game	8-9028	9-11830
Neutral site-Avg/Game	-	0-0

Team Results

Date	Opponent	Score	Att.
01/01/2022	at Iowa St.	W 77-72	14267
01/04/2022	Oklahoma	W 84-74	7523
01/08/2022	at TCU	W 76-64	5562
01/11/2022	Texas Tech	L 62-65	8569
01/15/2022	Oklahoma St.	L 54-61	8861
01/18/2022	at West Virginia	W 77-68	12692
01/22/2022	at Oklahoma	W 65-51	11339
01/25/2022	Kansas St.	W 74-49	8062
01/31/2022	West Virginia	W 81-77	8226
02/05/2022	at Kansas	L 59-83	16300
02/09/2022	at Kansas St.	W 75-60	6236
02/12/2022	Texas	W 80-63	10284
02/16/2022	at Texas Tech	L 73-83	14923
02/19/2022	TCU	W 72-62	10072
02/21/2022	at Oklahoma St.	Wot 66-64	8701
02/26/2022	Kansas	W 80-70	10628
02/28/2022	at Texas	W 68-61	16450

2021-22 TEAM GAME-BY-GAME

Opponent	Date	Score		Total		3-Pointers		Free throws		Rebounds										
				FG-FGA	PCT	3FG-3FGA	PCT	FT-FTA	PCT	OFF	DEF	TOT	AVG	PF	A	TO	BLK	STL	PTS	AVG
Incarnate Word	11/12/2021	87-60	W	35-71	.493	7-22	.318	10-14	.714	17	23	40	40.0	14	22	10	6	8	87	87.0
Nicholls St.	11/15/2021	89-60	W	37-72	.514	13-30	.433	2-5	.400	15	33	48	44.0	19	33	20	4	8	89	88.0
Central Ark.	11/17/2021	92-47	W	37-78	.474	5-21	.238	13-21	.619	17	34	51	46.3	15	21	12	8	21	92	89.3
Stanford	11/20/2021	86-48	W	33-60	.550	10-26	.385	10-17	.588	10	21	31	42.5	16	20	9	3	16	86	88.5
vs Arizona St.	11/24/2021	75-63	W	30-71	.423	8-24	.333	7-9	.778	15	28	43	42.6	17	14	8	2	10	75	85.8
vs VCU	11/25/2021	69-61	W	23-57	.404	5-15	.333	18-24	.750	17	25	42	42.5	19	12	18	2	8	69	83.0
vs Michigan St.	11/26/2021	75-58	W	30-61	.492	7-26	.269	8-12	.667	13	19	32	41.0	18	13	10	3	11	75	81.9
Ark.-Pine Bluff	12/04/2021	99-54	W	35-68	.515	13-32	.406	16-26	.615	20	29	49	42.0	9	16	12	3	10	99	84.0
Villanova	12/12/2021	57-36	W	22-56	.393	6-24	.250	7-7	1.000	10	32	42	42.0	17	12	11	3	7	57	81.0
at Oregon	12/18/2021	78-70	W	29-57	.509	12-23	.522	8-18	.444	13	15	28	40.6	15	19	11	1	7	78	80.7
Alcorn	12/20/2021	94-57	W	35-60	.583	9-24	.375	15-20	.750	10	28	38	40.4	13	29	11	2	13	94	81.9
Northwestern St.	12/28/2021	104-68	W	39-78	.500	13-35	.371	13-20	.650	15	34	49	41.1	8	25	9	7	9	104	83.8
at Iowa St.	01/01/2022	77-72	W	30-60	.500	7-17	.412	10-14	.714	12	20	32	40.4	22	13	19	6	8	77	83.2
Oklahoma	01/04/2022	84-74	W	31-55	.564	6-14	.429	16-20	.800	12	22	34	39.9	17	12	20	2	8	84	83.3
at TCU	01/08/2022	76-64	W	30-57	.526	13-27	.481	3-7	.429	8	20	28	39.1	14	15	12	4	10	76	82.8
Texas Tech	01/11/2022	62-65	L	23-56	.411	8-24	.333	8-13	.615	13	22	35	38.9	12	14	14	4	5	62	81.5
Oklahoma St.	01/15/2022	54-61	L	18-58	.310	8-28	.286	10-14	.714	11	27	38	38.8	12	10	11	1	4	54	79.9
at West Virginia	01/18/2022	77-68	W	28-60	.467	12-27	.444	9-11	.818	10	26	36	38.7	16	18	13	0	7	77	79.7
at Oklahoma	01/22/2022	65-51	W	22-52	.423	6-20	.300	15-19	.789	10	18	28	38.1	14	12	17	1	16	65	78.9
Kansas St.	01/25/2022	74-49	W	29-51	.569	7-21	.333	9-14	.643	11	28	39	38.2	16	21	15	6	7	74	78.7
at Alabama	01/29/2022	78-87	L	26-56	.464	9-19	.474	17-22	.773	12	13	25	37.5	21	11	16	2	8	78	78.7
West Virginia	01/31/2022	81-77	W	30-62	.484	8-22	.364	13-25	.520	17	19	36	37.5	21	17	11	2	8	81	78.8
at Kansas	02/05/2022	59-83	L	21-71	.296	7-27	.259	10-14	.714	17	20	37	37.4	18	10	14	3	12	59	77.9
at Kansas St.	02/09/2022	75-60	W	29-61	.475	4-17	.235	13-17	.765	13	26	39	37.5	16	14	12	5	9	75	77.8
Texas	02/12/2022	80-63	W	26-52	.500	6-18	.333	22-27	.815	13	29	42	37.7	21	10	12	7	5	80	77.9
at Texas Tech	02/16/2022	73-83	L	25-57	.439	11-29	.379	12-21	.571	11	19	30	37.4	21	14	13	1	8	73	77.7
TCU	02/19/2022	72-62	W	24-51	.471	2-11	.182	22-29	.759	7	22	29	37.1	12	17	11	3	7	72	77.5
at Oklahoma St.	02/21/2022	66-64	Wot	25-68	.368	9-29	.310	7-8	.875	13	24	37	37.1	13	12	12	2	9	66	77.1
Kansas	02/26/2022	80-70	W	28-58	.483	3-14	.214	21-26	.808	9	31	40	37.2	18	14	8	4	2	80	77.2
at Texas	02/28/2022	68-61	W	22-54	.407	9-22	.409	15-20	.750	12	27	39	37.2	15	12	12	3	5	68	76.9
Total		2306		852-1828	.466	243-688	.353	359-514	.698	383	734	1117	37.2	479	482	383	100	266	2306	76.9
Opponents		1896		701-1668	.420	173-592	.292	321-459	.699	298	665	963	32.1	487	379	478	87	198	1896	63.2

2021-22 OPPONENT GAME-BY-GAME

Opponent	Date	Score		Total		3-Pointers		Free throws		Rebounds										
				FG-FGA	PCT	3FG-3FGA	PCT	FT-FTA	PCT	OFF	DEF	TOT	AVG	PF	A	TO	BLK	STL	PTS	AVG
Incarnate Word	11/12/2021	87-60	W	20-48	.417	9-22	.409	11-12	.917	4	21	25	25.0	15	11	21	3	5	60	60.0
Nicholls St.	11/15/2021	89-60	W	22-55	.400	7-20	.350	9-16	.563	5	21	26	25.5	14	10	18	1	13	60	60.0
Central Ark.	11/17/2021	92-47	W	18-58	.310	2-14	.143	9-12	.750	8	28	36	29.0	21	9	29	3	6	47	55.7
Stanford	11/20/2021	86-48	W	18-45	.400	4-13	.308	8-16	.500	11	21	32	29.8	18	10	22	3	5	48	53.8
vs Arizona St.	11/24/2021	75-63	W	20-56	.357	10-27	.370	13-16	.813	10	26	36	31.0	11	16	15	3	5	63	55.6
vs VCU	11/25/2021	69-61	W	24-57	.421	6-20	.300	7-13	.538	12	21	33	31.3	19	14	19	5	11	61	56.5
vs Michigan St.	11/26/2021	75-58	W	21-46	.457	4-15	.267	12-19	.632	10	21	31	31.3	13	9	19	2	3	58	56.7
Ark.-Pine Bluff	12/04/2021	99-54	W	22-55	.400	3-25	.120	7-9	.778	6	18	24	30.4	18	10	18	1	5	54	56.4
Villanova	12/12/2021	57-36	W	12-54	.222	6-27	.222	6-10	.600	12	23	35	30.9	13	5	13	2	5	36	54.1
at Oregon	12/18/2021	78-70	W	27-50	.540	8-18	.444	8-12	.667	11	19	30	30.8	19	12	16	3	4	70	55.7
Alcorn	12/20/2021	94-57	W	21-57	.368	4-12	.333	11-16	.688	11	17	28	30.5	14	11	17	0	5	57	55.8
Northwestern St.	12/28/2021	104-68	W	26-66	.394	11-25	.440	5-5	1.000	6	27	33	30.8	13	18	17	3	7	68	56.8
at Iowa St.	01/01/2022	77-72	W	25-53	.472	1-14	.071	21-27	.778	10	20	30	30.7	18	11	17	3	12	72	58.0
Oklahoma	01/04/2022	84-74	W	29-52	.558	5-20	.250	11-13	.846	3	13	16	29.6	19	18	17	1	14	74	59.1
at TCU	01/08/2022	76-64	W	25-56	.446	7-20	.350	7-10	.700	12	20	32	29.8	11	16	18	2	6	64	59.5
Texas Tech	01/11/2022	62-65	L	28-55	.509	4-14	.286	5-7	.714	7	24	31	29.9	13	16	12	4	6	65	59.8
Oklahoma St.	01/15/2022	54-61	L	25-56	.446	5-16	.313	6-8	.750	5	31	36	30.2	16	16	10	5	9	61	59.9
at West Virginia	01/18/2022	77-68	W	24-61	.393	7-21	.333	13-16	.813	13	23	36	30.6	12	10	12	3	4	68	60.3
at Oklahoma	01/22/2022	65-51	W	20-44	.455	5-18	.278	6-10	.600	9	20	29	30.5	16	7	25	1	6	51	59.8
Kansas St.	01/25/2022	74-49	W	19-60	.317	5-23	.217	6-13	.462	16	12	28	30.4	15	8	12	0	6	49	59.3
at Alabama	01/29/2022	78-87	L	29-49	.592	7-21	.333	22-26	.846	8	21	29	30.3	19	16	15	3	10	87	60.6
West Virginia	01/31/2022	81-77	W	26-48	.542	11-27	.407	14-23	.609	5	21	26	30.1	21	16	15	4	5	77	61.4
at Kansas	02/05/2022	59-83	L	32-62	.516	5-20	.250	14-18	.778	11	35	46	30.8	13	18	17	6	6	83	62.3
at Kansas St.	02/09/2022	75-60	W	21-54	.389	5-18	.278	13-21	.619	11	20	31	30.8	18	8	15	3	5	60	62.2
Texas	02/12/2022	80-63	W	20-61	.328	6-16	.375	17-23	.739	15	17	32	30.8	20	14	10	1	5	63	62.2
at Texas Tech	02/16/2022	73-83	L	26-56	.464	7-21	.333	24-30	.800	14	27	41	31.2	15	12	13	4	10	83	63.0
TCU	02/19/2022	72-62	W	27-62	.435	2-11	.182	6-11	.545	14	21	35	31.4	19	18	15	4	7	62	63.0
at Oklahoma St.	02/21/2022	66-64	Wot	26-62	.419	6-23	.261	6-12	.500	12	30	42	31.8	15	15	17	8	3	64	63.0
Kansas	02/26/2022	80-70	W	24-70	.343	7-28	.250	15-20	.750	16	22	38	32.0	21	16	5	1	4	70	63.3
at Texas	02/28/2022	68-61	W	24-60	.400	4-23	.174	9-15	.600	11	25	36	32.1	18	9	9	5	6	61	63.2
Total		1896		701-1668	.420	173-592	.292	321-459	.699	298	665	963	32.1	479	482	383	100	266	1896	63.2
Baylor		2306		852-1828	.466	243-688	.353	359-514	.698	383	734	1117	37.2	479	482	383	100	266	2306	76.9

THIS SEASON IN AMES



Official Basketball Box Score - Final
#1 Baylor at #8 Iowa State
 01/01/22 James H. Hilton Coliseum, Ames, Iowa
 2021-22 Men's Basketball

Game Time: 1:06 PM
 Game Duration: 2:11
 Attendance: 14,267

Officials: Gary Maxwell, Terry Oglesby, Brooks Wells

#1 Baylor - 77

Record: 13-0 (1-0)

NO.	Name	Min	FG			Rebounds			Fouls		TP	AS	TO	ST	Blocks		+/-
			M-A	M-A	M-A	OR	DR	TOT	PF	FD					BS	BA	
0	Flo Thamba	F 14:10	3-5	0-0	3-3	4	0	4	4	2	9	0	0	0	0	0	0
2	Kendall Brown	F 30:19	2-6	0-1	0-0	2	3	5	2	3	4	1	1	1	1	0	5
24	Matthew Mayer	F 21:22	4-10	1-4	0-0	2	2	4	1	0	9	3	2	1	2	1	8
10	Adam Flagler	G 34:57	4-11	0-4	2-2	1	4	5	2	5	10	4	5	0	0	1	3
11	James Akinjo	G 33:20	6-12	2-2	2-5	0	1	1	3	6	16	3	4	1	0	1	0
1	Jeremy Sochan	28:25	4-4	1-1	3-4	0	7	7	4	2	12	2	1	2	3	0	1
4	LJ Cryer	19:33	5-8	3-5	0-0	0	1	1	1	0	13	0	2	3	0	0	4
23	Jonathan Tchamwa Tchatchoua	17:54	2-4	0-0	0-0	2	1	3	5	0	4	0	3	0	0	0	4
Team						1	1	2			0			1			
Totals			30-60	7-17	10-14	12	20	32	22	18	77	13	19	8	6	3	5

Shooting By Period		
1 st	FG%	16-33 48.5%
	3PT%	4-11 36.4%
	FT%	5-5 100%
2 nd	FG%	14-27 51.9%
	3PT%	3-6 50.0%
	FT%	5-9 55.6%
GM	FG%	30-60 50.0%
	3PT%	7-17 41.2%
	FT%	10-14 71.4%

Dead Ball Rebounds: 1, 0

Technical Fouls: NONE

#8 Iowa State - 72

Record: 12-1 (0-1)

NO.	Name	Min	FG			Rebounds			Fouls		TP	AS	TO	ST	Blocks		+/-
			M-A	M-A	M-A	OR	DR	TOT	PF	FD					BS	BA	
4	George Conditt	F 20:15	3-4	0-0	1-2	1	1	2	4	2	7	1	2	1	2	0	-4
23	Tristan Enaruna	F 28:27	8-11	0-0	7-8	4	4	8	0	5	23	1	1	3	0	2	4
1	Izaiah Brockington	G 35:54	5-10	0-0	8-8	2	6	8	1	5	18	2	1	0	0	0	-2
11	Tyrese Hunter	G 30:49	5-12	0-3	2-4	1	1	2	3	3	12	4	3	2	1	2	5
22	Gabe Kalscheur	G 25:28	0-2	0-2	0-0	0	1	1	5	1	0	1	6	3	0	0	-9
2	Caleb Grill	25:51	1-6	1-6	0-0	0	2	2	2	2	3	2	1	1	0	0	2
5	Aljaz Kunc	15:16	0-2	0-1	2-2	0	2	2	2	1	2	0	1	0	0	0	-7
3	Tre Jackson	09:24	1-3	0-2	0-0	0	1	1	1	0	2	0	1	2	0	1	-8
12	Robert Jones	08:36	2-3	0-0	1-3	1	1	2	0	3	5	0	1	0	0	1	-6
Team						1	1	2			0			0			
Totals			25-53	1-14	21-27	10	20	30	18	22	72	11	17	12	3	6	-5

Shooting By Period		
1 st	FG%	12-26 46.2%
	3PT%	1-8 12.5%
	FT%	8-11 72.7%
2 nd	FG%	13-27 48.1%
	3PT%	0-6 0.0%
	FT%	13-16 81.3%
GM	FG%	25-53 47.2%
	3PT%	1-14 7.1%
	FT%	21-27 77.8%

Dead Ball Rebounds: 4, 1

Technical Fouls: NONE

	BAY	ISU	Points from	BAY	ISU	Period by Period Scoring			
Biggest lead	14 (2 nd 8:17)	0 (1 st 20:00)	Turnovers	15	17		1st	2nd	TOT
Best Scoring Run	6(2 nd 10:38)	9(2 nd 2:17)	Paint	28	44	BAY	41	36	77
Lead Changes	0		Second Chance	16	10	ISU	33	39	72
Times Tied	1		Fast Breaks	7	6				
Time with Lead	39:30	00:00	Bench	29	12				

Game Notes: Fouled Out: ISU #22 Kalscheur (0:13.1), BAY #23 Tchamwa Tchatchoua (0:12.2) ♦



LAST SEASON IN WACO



Official Basketball Box Score - Final

Iowa St. at Baylor

02/23/21 Ferrell Center, Waco
2020-21 Men's Basketball

Game Time: 7:00 PM

Game Duration: 2:07

Attendance: 2,350

Officials: Gary Maxwell, Terry Oglesby, Jeb Hartness

Iowa St. - 72

Record: 2-17 (0-14)

NO.	Name	Min	FG			Rebounds			Fouls		TP	AS	TO	ST	Blocks		+/-
			M-A	3P M-A	FT M-A	OR	DR	TOT	PF	FD					BS	BA	
33	Solomon Young	F 26:25	2-4	0-0	0-0	4	2	6	2	2	4	1	5	2	0	2	2
1	Tyler Harris	G 30:47	8-12	5-8	1-2	0	1	1	4	3	22	1	1	1	0	0	-1
3	Tre Jackson	G 36:09	2-5	1-3	0-0	0	4	4	3	0	5	2	1	3	0	0	-2
5	Jalen Coleman-Lands	G 36:33	6-18	1-4	0-0	1	3	4	2	2	13	2	0	0	0	1	-2
45	Rasir Bolton	G 36:54	8-15	2-3	3-3	0	8	8	2	3	21	6	6	0	0	1	-3
4	George Conditt	13:35	1-1	0-0	0-0	1	4	5	4	1	2	0	2	0	2	0	-7
13	Javan Johnson	15:37	2-5	1-3	0-0	1	3	4	4	0	5	3	2	0	2	0	-6
21	Jaden Walker	03:59	0-0	0-0	0-0	0	1	1	0	0	0	0	0	0	0	0	-5
2	Nate Jenkins	00:01	0-0	0-0	0-0	0	0	0	1	0	0	0	0	0	0	0	-1
Team						2	0	2			0		0				
Totals			29-60	10-21	4-5	9	26	35	22	11	72	15	17	6	4	4	-5

Shooting By Period		
1 st	FG%	15-28 53.6%
	3PT%	7-10 70.0%
	FT%	0-0 0%
2 nd	FG%	14-32 43.8%
	3PT%	3-11 27.3%
	FT%	4-5 80%
GM	FG%	29-60 48.3%
	3PT%	10-21 47.6%
	FT%	4-5 80.0%

Dead Ball Rebounds: 1, 0

Technical Fouls::NONE

Baylor - 77

Record: 18-0 (10-0)

NO.	Name	Min	FG			Rebounds			Fouls		TP	AS	TO	ST	Blocks		+/-
			M-A	3P M-A	FT M-A	OR	DR	TOT	PF	FD					BS	BA	
0	Flo Thamba	F 18:08	3-5	0-0	1-2	1	2	3	3	3	7	0	2	0	1	0	-7
11	Mark Vital	F 30:59	1-2	0-0	1-3	8	7	15	2	4	3	0	2	2	3	0	8
12	Jared Butler	G 31:31	5-10	3-5	5-8	0	3	3	4	5	18	2	3	3	0	0	9
31	MaCio Teague	G 28:52	5-13	0-4	4-4	0	5	5	0	4	14	3	2	1	0	1	11
45	Davion Mitchell	G 37:30	4-12	1-4	0-0	2	2	4	2	3	9	4	0	2	0	2	2
10	Adam Flagler	28:33	7-15	4-10	4-4	1	1	2	0	2	22	0	0	1	0	1	8
24	Matthew Mayer	14:55	1-2	0-0	0-0	1	2	3	0	1	2	1	2	0	0	0	-2
4	LJ Cryer	09:32	1-3	0-2	0-0	0	0	0	0	0	2	0	1	0	0	0	-4
Team						1	0	1			0		0				
Totals			27-62	8-25	15-21	14	22	36	11	22	77	10	12	9	4	4	5

Shooting By Period		
1 st	FG%	13-29 44.8%
	3PT%	4-12 33.3%
	FT%	2-2 100%
2 nd	FG%	14-33 42.4%
	3PT%	4-13 30.8%
	FT%	13-19 68.4%
GM	FG%	27-62 43.5%
	3PT%	8-25 32.0%
	FT%	15-21 71.4%

Dead Ball Rebounds: 1, 0

Technical Fouls::NONE

	ISU	BU
Biggest lead	17 (1 st 6:24)	5 (2 nd 0:19)
Best Scoring Run	10 (1 st 13:48)	9 (1 st 3:59)
Lead Changes	1	
Times Tied	3	
Time with Lead	33:39	04:01

Points from	ISU	BU
Turnovers	10	10
Paint	30	38
Second Chance	6	8
Fast Breaks	13	13
Bench	7	26

	Period by Period Scoring		
	1st	2nd	TOT
ISU	37	35	72
BU	32	45	77

THE LAST TIME ...

THE LAST TIME A BAYLOR TEAM...

Shot 65 pct from floor	66.1 (41-62) vs. Texas Southern (12/14/17)
Shot 60 pct from floor	60.8 (31-51) vs. PVAMU (11/12/18)
Shot less than 30 pct from floor	29.6 (21-71) at Kansas (2/5/22)
Shot 65 pct from 3FG	70.6 (12-17) vs. Central Arkansas (11/10/17)
Shot 60 pct from 3FG	62.5 (15-24) vs. Texas Tech (3/7/21)
Shot less than 15 pct from 3FG	111 (2-18) vs. Ole Miss (11/23/18)
Shot less than 10 pct from 3FG	.083 (1-12) vs. TCU (1/2/18)
Made 15 3-point field goals	15 vs. Texas Tech (3/7/21)
Failed to make a 3FG	0-8 at Texas Tech (2/21/90)
Shot 95 pct from FT line	100.0 (7-7) vs. Villanova (12/12/21)
Shot 90 pct from FT line	100.0 (7-7) vs. Villanova (12/12/21)
Shot less than 40 pct from FT line	37.5 (6-16) at Kansas (2/27/21)
Had 60 Rebounds	60 vs. Huston-Tillotson (1/21/15)
Had 55 Rebounds	58 vs. Savannah State (12/17/17)
Had 50 Rebounds	51 vs. Central Arkansas (11/17/21)
Had 25 Offensive Rebounds	26 vs. Kansas (11/12/19)
Had 20 Offensive Rebounds	20 vs. UAPB (12/4/21)
Had 40 Defensive Rebounds	43 vs. Savannah State (12/17/17)
Had 30 Assists	33 vs. Nicholls State (11/15/21)
Had 25 Assists	25 vs. Northwestern State (12/28/21)
Had 25 Turnovers	29 at West Virginia (1/10/17)
Had 20 Turnovers	20 vs. Oklahoma (1/5/22)
Had fewer than 7 Turnovers	6 vs. Villanova (3/27/21)
Had fewer than 6 Turnovers	4 vs. Wisconsin (3/21/21)
Had fewer than 4 Turnovers	3 at Kansas (2/27/21)
Had 0 Live-Ball Turnovers	vs. Wisconsin (3/21/21)
Had 17 Steals	21 vs. Central Arkansas (11/17/21)
Had 15 Steals	16 at Oklahoma (1/22/22)
Had 12 Blocked Shots	12 vs. Louisiana-Lafayette (11/28/20)
Had 10 Blocked Shots	10 vs. TCU (2/2/19)
Had no Blocked Shots	at West Virginia (1/18/22)
Had two 20-point scorers	LJ Cryer (25), Matthew Mayer (20) at West Virginia (1/18/22)
Had two 25-point scorers	Jo Lual-Acuil Jr. (31), Manu Lecomte (25) vs. Savannah State (12/17/17)
Had seven double-figure scorers	vs. Long Beach State (3/20/13)
Had six double-figure scorers	vs. Kansas State (1/22/18)
Had all five starters score in double figures	vs. Texas (2/12/22)
Had all five starters score 15+ points	vs. Central Arkansas (11/10/17)
Had three reserves score in double figures	vs. UAPB (12/4/21)
Had no players score in double figures	vs. Texas A&M (3/5/08)
Had no starters score in double figures	at Kansas State (3/3/18)
Had four players score 15+ points	vs. Louisiana-Lafayette (11/28/20)
Had five players score 15+ points	vs. Central Arkansas (11/10/17)
Had four players score 18+ points	vs. Savannah State (12/17/17)
Had four players with 5+ assists	vs. Savannah State (12/17/17)
Had two double-doubles	Adam Flagler (21p/11a), Jeremy Sochan (16p/11r) vs. NWST (12/28/21)
Had two double-figure rebounders	Jeremy Sochan (12), J. Tchamwa Tchatchoua (10) vs. UCA (11/17/21)
Scored 50-plus points in first half	58 vs. Northwestern State (12/28/21)
Scored 50-plus points in first half on road	56 at Kansas State (12/19/20)
Scored 50-plus points in second half	50 vs. West Virginia (1/31/22)
Scored 50-plus points in both halves	vs. Kansas State (1/27/21)
Scored 60-plus points in first half	61 vs. Savannah State (12/17/17)
Scored 60-plus points in second half	60 at Iowa State (1/9/16)
Scored fewer than 20 points in 1st half	15 at Wichita State (12/1/18)
Scored fewer than 20 points in 2nd half	19 vs. Butler (12/20/19)
Overcame a 20-point deficit to win	vs. Louisville, trailed 32-10, won 66-63 (11/25/16)
Overcame a 15-pt deficit with less than 10 min left to win	vs. Texas, trailed 55-36, won 84-83 (2/27/19)
Overcame a 15-point deficit to win	vs. Iowa State, trailed 32-15, won 77-72 (2/23/21)
Overcame a 15-point halftime deficit to win	vs. Louisville, trailed 39-24, won 66-63 (11/25/16)
Overcame a 10-point halftime deficit to win	vs. Texas, trailed 40-29, won 84-83 (2/27/19)
Overcame a 10-point 2nd half deficit to win at home	vs. WVU, trailed 41-31, won 81-77 (1/31/22)
Overcame a 10-point 2nd half deficit to win on the road	at OSU, trailed 47-35, won 75-68 (1/18/20)
Won an OT game	66-64 at Oklahoma State (2/21/22)
Lost an OT game	78-81 vs. TCU (1/2/18)
Won a 2OT game	74-73 at Texas (2/12/18)
Lost a 2OT game	84-91 to Colorado (3/13/08)
Won a 3OT game	Never
Lost a 3OT game	93-97 at SMU (1/9/88)
Won a 4OT game	96-95 vs. North Texas (12/17/88)
Won a 5OT game	116-110 at Texas A&M (1/23/08)

THE LAST TIME AN OPPOSING PLAYER

Scored 35 Points	Brandon Clarke (36) vs. Gonzaga (3/23/19)
Scored 30 Points	Nijel Pack (31) at Kansas State (2/9/22)
Had 20 Rebounds	Jamahl Mosley (20) vs. Colorado (Kansas City) (3/8/01)
Had 15 Rebounds	Udoka Azubuike (19) vs. Kansas (2/22/20)
Had 10 Assists	Marreon Jackson (10) vs. Arizona State (11/24/21)
Had 8 Turnovers	Trae Young (8) vs. Oklahoma (2/27/18)
Had 7 Turnovers	Jordan Goldwire (7) at Oklahoma (1/22/22)
Had 8 Blocked Shots	Sagaba Konate (9) vs. West Virginia (2/20/18)
Had 7 Blocked Shots	Udoka Azubuike (7) at Kansas (1/11/20)
Had 5 Steals	Pierce Spencer (5) vs. Nicholls State (11/15/21)
Had 6 Steals	Jevon Carter (6) vs. West Virginia (3/9/18)

THE LAST TIME A BAYLOR PLAYER...

Recorded a Triple-Double (Pts/Reb/Ast)	Kenny Chery (20/10/12) vs. Kansas State (2/15/14)
Recorded a Triple-Double (Pts/Reb/Blk)	Ekpe Udoh (18/17/10) vs. Morgan State (1/6/10)
Recorded a Double-Double Before Halftime	King McClure (12p/10r) vs. George Mason (11/24/18)
Scored 40 Points	Makai Mason (40) vs. TCU (2/2/19)
Scored 30 Points	MaCio Teague (35) vs. Texas Tech (3/7/21)
Scored 30 Points in a Road Game	Jared Butler (31) at Kansas (3/9/19)
Scored 20 Points in a 1st Half	King McClure (20) at Oklahoma State (1/14/19)
Scored 20 Points in a 2nd Half	MaCio Teague (26) vs. Texas Tech (3/7/21)
Scored 30 Points off the Bench	Nuni Omot (30) at Kansas State (3/3/18)
Scored 25 Points off the Bench	Terry Maston (26) vs. Mississippi State (3/18/18)
Scored 20 Points off the Bench	Adam Flagler (22) vs. Iowa State (2/23/21)
Made 5+ 3-pointers in a 1st Half	Adam Flagler (5-6) at Oregon (12/18/21)
Made 6+ 3-pointers in a 1st Half	King McClure (6-7) 1st half at Oklahoma State (1/14/19)
Made 5+ 3-pointers in a 2nd Half	Adam Flagler (6-9) at TCU (1/8/22)
Made 7+ 3-pointers in a 2nd Half	MaCio Teague (7-8) vs. Texas Tech (3/7/21)
Had 20 Rebounds	Jo Lual-Acuil Jr. (20) vs. Savannah State (12/17/17)
Had 15 Rebounds	Mark Vital (15) vs. Oklahoma State (3/12/21)
Had 8+ Offensive Rebounds	Mark Vital (8) vs. Gonzaga (4/5/21)
Had 9+ Offensive Rebounds	Mark Vital (9) at Arizona (12/15/18)
Had 12 Rebounds in a Half	Johnathan Motley (14 in 2nd half) vs. Texas (1/17/17)
Had 10 Rebounds in a Half	Mark Vital (11 in 2nd half) vs. Oklahoma State (3/12/21)
Had 13+ Assists	Jared Butler (13) at Kansas State (12/19/20)
Had 12+ Assists	Davion Mitchell (12) vs. Central Arkansas (12/29/20)
Had 11+ Assists	Adam Flagler (11) vs. Northwestern State (12/28/21)
Had 10+ Assists and 0 Turnovers	Adam Flagler (11 AST/0 TO) vs. Northwestern State (12/28/21)
Had 6 Blocked Shots	Freddie Gillespie (6) vs. TCU (2/1/20)
Had 7 Blocked Shots	Jo Lual-Acuil Jr. (7) vs. Oklahoma (2/21/17)
Had 5 Steals	Adam Flagler (5) vs. Alcorn State (12/20/17)
Had 6 Steals	Lester Medford (7) vs. Savannah State (11/23/15)
Played 40+ Minutes	Adam Flagler (41) & James Akinjo (40) at Oklahoma State (2/21/22)
Played 45+ Minutes	Jo Lual-Acuil Jr. (48) & Manu Lecomte (46) at Texas (2/12/18)
Made a Game-Winning Shot	James Akinjo (2FG) at Oklahoma State, 66-64 OT (2/21/22)
Made a Game-Winning Shot in Final 10 Seconds	Jo Lual-Acuil Jr. (Dunk) at Texas, 74-73 2OT (2/12/18)
Made a Game-Winning Shot at Buzzer	Lester Medford (3FG) at Texas Tech, 63-60 (1/16/16)
Made a Game-Winning FT in Final 10 Seconds	Mario Kegler vs. Texas, 84-83 OT (2/29/19)

THE LAST TIME A BAYLOR OPPONENT...

Scored 100 Points	102 at Kansas (1/2/16)
Scored 90 Points	90 vs. Kansas State (1/22/18)
Scored Fewer than 50 Points at Home	49 at TCU (1/9/21)
Scored Fewer than 50 Points on the Road	49 vs. Kansas State (1/25/22)
Scored Fewer than 40 Points	36 vs. Villanova (12/12/21)
Shot 65 pct from floor	66.1 (39-59) at Oklahoma (2/26/05)
Shot 60 pct from floor	62.0 (31-50) vs. Oklahoma (1/23/16)
Shot less than 25 pct from floor	22.2 (12-52) vs. Villanova (12/12/21)
Shot 55 pct from 3FG	55.7 (15-27) vs. Texas (2/27/19)
Shot less than 15 pct from 3FG	7.1 (1-14) at Iowa State (1/1/22)
Made 15 3-point field goals	15 vs. Texas (2/27/19)
Shot 95 pct from FT line (min. 10 FTs)	95.7 (22-23) at Ole Miss (1/28/17)
Shot less than 40 pct from FT line	21.4 (3-14) at Texas (2/2/21)
Had 50 Rebounds	62 vs. Wake Forest (Anaheim) (1/30/08)
Had fewer than 20 Rebounds	16 vs. Oklahoma (1/4/22)
Had 20 Offensive Rebounds	20 vs. Wagner (3/13/18)
Had 25 Assists	29 vs. Oklahoma (1/23/16)
Had 25 Turnovers	25 at Oklahoma (1/22/22)
Had fewer than 5 Turnovers	4 at West Virginia (2/22/14)
Had 13 Steals	14 vs. Oklahoma (1/4/22)
Had 0 Steals	vs. Wisconsin (3/21/21)
Had 12+ Blocked Shots	13 vs. West Virginia (2/20/18)
Had 10+ Blocked Shots	10 at Kansas (1/11/20)
Had no Blocked Shots	vs. Kansas State (1/25/22)
Had two 20-point scorers	Cade Cunningham (25), Avery Anderson (20) vs. Oklahoma State (3/12/21)
Had three 20-point scorers	Abdel Nader (26), Georges Niang (24), Monte Morris (20) vs. Iowa State (2/16/16)
Had five double-figure scorers	vs. Texas Tech (1/11/22)
Had four 15+ point scorers	at Texas (2/12/18)
Had no double-figure scorers	vs. Iowa State (1/15/20)
Had two double-figure rebounders	David McCormack (13), Christian Braun (10) vs. Kansas (2/26/22)
Scored 50-plus points in 1st half	51 at Texas A&M (12/19/15)
Scored 50-plus points in 2nd half	51 at #11 Texas Tech (2/16/22)
Scored 20 points or fewer in 1st half at home	16 at Texas (2/8/20)
Scored 20 points or fewer in 1st half on road	15 vs. Villanova (12/12/21)
Scored 20 points or fewer in 2nd half	20 vs. Stanford (11/20/21)
Failed to make a 3FG	vs. Oklahoma, 0-12 (2/25/12)

2021-22 INDIVIDUAL SUPERLATIVES

CATEGORY	BAYLOR	OPPONENT
Points Scored	29, Adam Flagler at Oklahoma State (2/21)	31, Nijel Pack at Kansas State (2/9)
Field Goals Made	11, Adam Flagler at Oklahoma State (2/21)	10, Taz Sherman vs. West Virginia (1/31) 10, Nijel Pack at Kansas State (2/9)
FGs Attempted	20, James Akinjo vs. NWST (12/28) 20, Adam Flagler at Oklahoma State (2/21)	22, Ochai Agbaji vs. Kansas (2/26)
Highest FG % (min 5 made)	1.000 (8-8), Flo Thamba vs. Alcorn State (12/20) 1.000 (6-6), Jonathan Tchamwa Tchatchoua vs. Alcorn State (12/20)	.875 (7-8), Juwan Gary at Alabama (1/29)
3-Point FGs Made	7, Adam Flagler at Oklahoma State (2/21) 6, Adam Flagler at TCU (1/8)	6, DJ Horne vs. Arizona State (11/24) 6, Carvell Teasett vs. Northwestern State (12/28) 6, Taz Sherman vs. West Virginia (1/31)
3-Point FGs Attempted	13, Adam Flagler at Oklahoma State (2/21)	14, Ochai Agbaji vs. Kansas (2/26)
3-Point FG % (min 5 att)	.833 (5-6), LJ Cryer vs. UIW (11/12)	.667 (6-9), DJ Horne vs. Arizona State (11/24)
Free Throws Made	8, Flo Thamba vs. Texas (2/12) 8, James Akinjo vs. Kansas (2/26)	8, Izaiah Brockington at Iowa State (1/1) 8, Jaden Shackelford at Alabama (1/29) 8, Adonis Arms at Texas Tech (2/16)
Free Throws Attempted	11, Flo Thamba vs. Texas (2/12)	10, Jaden Shackelford at Alabama (1/29) 10, Nijel Pack at Kansas State (2/9) 10, Adonis Arms at Texas Tech (2/16)
Free Throw % (min 7 att)	1.000 (7-7), James Akinjo vs. Texas (2/12)	1.000 (8-8), Izaiah Brockington at Iowa State (1/1)
Offensive Rebounds	7, Jonathan Tchamwa Tchatchoua vs. UAPB (12/4) 7, Flo Thamba at Texas Tech (2/16)	7, David McCormack vs. Kansas (2/26)
Defensive Rebounds	10, Kendall Brown vs. Kansas State (1/25) 10, Matthew Mayer vs. Kansas (2/26)	11, Marreon Jackson vs. Arizona State (11/24)
Total Rebounds	13, Jonathan Tchamwa Tchatchoua vs. UAPB (12/4)	13, Kevin Obanor at Texas Tech (2/16) 13, David McCormack vs. Kansas (2/26)
Assists	11, James Akinjo vs. Stanford (11/20) 11, Adam Flagler vs. Northwestern State (12/28)	10, Marreon Jackson vs. Arizona State (11/24)
Turnovers	7, James Akinjo vs. VCU (11/25) 7, James Akinjo vs. Oklahoma (1/4)	7, Damion Baugh at TCU (1/8) 7, Jordan Goldwire at Oklahoma (1/22)
Blocked Shots	4, Flo Thamba vs. Texas (2/12)	5, Moussa Cisse at Oklahoma State (2/21)
Steals	5, Matthew Mayer vs. UCA (11/17) 5, Adam Flagler vs. Alcorn State (12/20)	5, Pierce Spencer vs. NSU (11/15)
Minutes Played	41:08, Adam Flagler at Oklahoma State (2/21)	39:37, Sean McNeil at West Virginia (1/18)
Fouls Drawn	8, James Akinjo vs. Oklahoma (1/4)	8, Jaden Shackelford at Alabama (1/29)
Plus-Minus (min. 15 mp)	+43, Adam Flagler vs. Northwestern State (12/28)	+31, Dajuan Harris at Kansas (2/5)

2021-22 TEAM SUPERLATIVES

BAYLOR HIGH	BAYLOR LOW	CATEGORY	OPPONENT HIGH	OPPONENT LOW
104 vs. NWST (12/28)	54 vs. Oklahoma State (1/15)	Points Scored	87 at Alabama (1/29)	36 vs. Villanova (12/12)
58 vs. NWST (12/28)	21 at Kansas (2/5)	Points, 1st Half	39, three times	15 vs. Villanova (12/12)
55 vs. UAPB (12/4)	30 vs. Arizona State (11/24)	Points, 2nd Half	51 at Texas Tech (2/16)	20 vs. Stanford (11/20)
6 at Oklahoma State (2/21)	6 at Oklahoma State (2/21)	Points, Overtime	4 at Oklahoma State (2/21)	4 at Oklahoma State (2/21)
39 vs. NWST (12/28)	18 vs. Oklahoma State (1/15)	Field Goals Made	32 at Kansas (2/5)	12 vs. Villanova (12/12)
78 vs. UCA (11/17) & vs. NWST (12/28)	51 vs. KSU (1/25) & vs. TCU (2/19)	Field Goal Attempts	70 vs. Kansas (2/26)	44 at Oklahoma (1/22)
.583 (35-60) vs. Alcorn State (12/20)	.296 (21-71) at Kansas (2/5)	FG Percentage	.592 (29-49) at Alabama (1/29)	.222 (12-54) vs. Villanova (12/12)
13, four times	2 vs. TCU (2/19)	3-Point FGs Made	11 vs. NWST (12/28) & vs. WVU (1/31)	1 at Iowa State (1/1)
35 vs. NWST (12/28)	11 vs. TCU (2/19)	3-Point FG Attempts	28 vs. Kansas (2/26)	11 vs. TCU (2/19)
.522 (12-23) at Oregon (12/18)	.182 (2-11) vs. TCU (2/19)	3-Point FG Percentage	.444 (8-18) at Oregon (12/18)	.071 (1-14) at Iowa State (1/1)
22 vs. Texas (2/12) & vs. TCU (2/19)	2 vs. NSU (11/15)	Free Throws Made	24 at Texas Tech (2/16)	5 vs. NWST (12/28) & vs. TCU (1/11)
29 vs. TCU (2/19)	5 vs. NSU (11/15)	Free Throw Attempts	30 at Texas Tech (2/16)	5 vs. NWST (12/28)
1.000 (7-7) vs. Villanova (12/12)	.400 (2-5) vs. NSU (11/15)	Free Throw Percentage	1.000 (5-5) vs. NWST (12/28)	.462 (6-13) vs. Kansas State (1/25)
20 vs. UAPB (12/4)	7 vs. TCU (2/19)	Offensive Rebounds	16 vs. K-State (1/25) & vs. KU (2/26)	3 vs. Oklahoma (1/4)
34 vs. UCA (11/17) & vs. NWST (12/28)	13 at Alabama (1/29)	Defensive Rebounds	35 at Kansas (2/5)	12 vs. Kansas State (1/25)
51 vs. UCA (11/17)	25 at Alabama (1/29)	Total Rebounds	46 at Kansas (2/5)	16 vs. Oklahoma (1/4)
33 vs. NSU (11/15)	10, three times	Assists	18, four times	5 vs. Villanova (12/12)
20 vs. NSU (11/15) & vs. OU (1/4)	8 vs. ASU (11/24) & vs. KU (2/26)	Turnovers	29 vs. UCA (11/17)	5 vs. Kansas (2/26)
8 vs. UCA (11/17)	0 at West Virginia (1/18)	Blocked Shots	8 at Oklahoma State (2/21)	0 vs. ASU (12/20) & vs. KSU (1/25)
21 vs. UCA (11/17)	2 vs. Kansas (2/26)	Steals	14 vs. Oklahoma (1/4)	3 vs. MSU (11/26) & at OSU (2/21)
22 at Iowa State (1/1)	8 vs. NWST (12/28)	Fouls	22 vs. Kansas (2/26)	11 vs. ASU (11/24) & at TCU (1/8)



2021-22

25-5

BIG 12

13-4

AP

3rd

COACHES

4th

NET

4th

#3/4 BAYLOR vs. NR/RV IOWA STATE | GAME 31
March 5, 2022 (Waco, Texas / Ferrell Center)

Broadcast Notes

0



Flo Thamba (THOM-buh) F • 6-10 • 250 • Sr. • Kinshasa, Democratic Rep. of Congo

	PTS	REB	BLK	FG%	3FG%	FT%	MIN
SEA	6.0	5.4	1.0	.528	.000	.593	19.5
B12	6.7	6.3	1.0	.469	.000	.603	21.5
CAR	3.5	3.5	0.8	.535	.000	.585	13.7

- Senior big man with 7-foot-5 wingspan, from Democratic Republic of the Congo
- 6 games since Jon's injury: 11.2 points, 8.3 rebounds, 1.3 blocks in 28.5 minutes
- Career-high 18 points (9-13 FGs) and 9 rebounds in 23 minutes of Saturday's win vs. KU
- 10+ pts in 4 of last 6 games after posting double-figure scoring in 4 of previous 106 games
- Has started 60-straight gms after 0 starts first 2 yrs; lone returning starter from title team
- 10th nationally in offensive rebound pct. (17%), 3rd in Big 12 in block pct. (5.9%)

LAST GAME at TEXAS (Feb. 28)

	PTS	REB	AST	STL	BLK	MIN
	12	6	1	0	2	27:51

CAREER HIGHS

PTS	REB	AST	STL	BLK
18	11	3	3	4

1



Jeremy Sochan (SO-han) F • 6-9 • 230 • Fr. • Milton Keynes, England

	PTS	REB	AST	FG%	3FG%	FT%	MIN
SEA	8.5	6.1	1.7	.485	.297	.586	24.4
B12	7.9	5.6	1.3	.474	.241	.629	25.9
CAR	8.5	6.1	1.7	.485	.297	.586	24.4

- True freshman from England, played final HS season at Orange Academy in Germany
- 4-star recruit, ranked No. 40 nationally and No. 11 at PF in Class of 2021 by 247Sports
- Last 5 Games: 10.2 points, 6.4 rebounds, 1.6 assists, 1.0 steals in 30.6 minutes
- Tied career-high 17 points (12 in 2nd half), 5 rebounds in Saturday's win vs. Kansas
- Became youngest player in Polish National Team history in 2022 EuroBasket qualification
- Double-figures in scoring (10 games) and rebounding (4 games), 2+ assts (14 games)

LAST GAME at TEXAS (Feb. 28)

	PTS	REB	AST	STL	BLK	MIN
	3	4	0	1	1	28:35

CAREER HIGHS

PTS	REB	AST	STL	BLK
17	12	7	3	3

2



Kendall Brown G/F • 6-8 • 205 • Fr. • Cottage Grove, Minn.

	PTS	REB	AST	FG%	3FG%	FT%	MIN
SEA	9.9	4.9	1.9	.592	.364	.719	27.0
B12	7.6	5.6	2.2	.486	.304	.700	29.1
CAR	9.9	4.9	1.9	.592	.364	.719	27.0

- 5-star, ranked No. 12 in class of 2021 by 247Sports; 4th 5-star signee in BU history
- Named to Julius Erving SF of the Year Award Top 10 (youngest player, 1 of 3 freshmen)
- Leads Big 12 in effective FG% (.622) - 3rd-best nationally among all freshmen
- Averaging 9.5 ppg over last 11 Big 12 games after 4.3 ppg over first 6 Big 12 games
- 10+ points in 18 games this year; 39 dunks lead team, season-high of 4 dunks 5x
- 17 points (15 in 2nd half) in comeback from 10 down to win at Oregon (12/18)

LAST GAME at TEXAS (Feb. 28)

	PTS	REB	AST	STL	BLK	MIN
	13	5	1	0	0	30:14

CAREER HIGHS

PTS	REB	AST	STL	BLK
19	9	10	3	2

3



Dale Bonner G • 6-2 • 170 • Jr. • Shaker Heights, Ohio

	PTS	REB	AST	FG%	3FG%	FT%	MIN
SEA	2.9	1.0	1.5	.325	.171	.720	16.6
B12	3.1	1.3	1.7	.327	.087	.765	19.8
BUCAR	2.9	1.0	1.5	.325	.171	.720	16.6
CAR*	13.4	3.6	3.7	.445	.365	.730	27.9

- Transfer from Division II Fairmont State, started 50 games over 2 seasons with Falcons
- Made second D1 start, season-high 37 minutes 2/19 vs. TCU - 5 points, 4 steals
- 49 of 77 pts this year in last 11 games: 4.5 ppg, 1.6 apg, 1.0 spg in 22.8 mpg
- Averaging 20.9 mpg over last 15 games after 9.1 mpg over team's first 15 gms (3 DNPI)
- Led Fairmont State in scoring, assists and steals in both seasons; FSU went 38-12
- Averaged FSU team-best 20.2 points per game as redshirt sophomore in 2020-21


LAST GAME at TEXAS (Feb. 28)

	PTS	REB	AST	STL	BLK	MIN
	0	0	0	0	0	11:34

CAREER HIGHS (BAYLOR ONLY)

PTS	REB	AST	STL	BLK
9	4	5	3	1

4



LJ Cryer G • 6-1 • 190 • So. • Katy, Texas

	PTS	REB	AST	FG%	3FG%	FT%	MIN
SEA	13.5	1.5	1.7	.476	.468	.778	25.9
B12	13.3	1.2	1.2	.442	.481	.900	26.7
CAR	8.3	1.0	1.2	.454	.439	.740	17.7

- Missed 9 of last 10 games battling foot discomfort (had surgery on same foot in August)
- Led Big 12 and ranked 3rd nationally in 3FGs (47%) before falling below gms played req'd
- Made a 3FG in 13-straight games (45%; 35-of-77 during streak); 2+ 3FGs in 15 gms
- Last 7 Games: 14.6 ppg, 49% 3FGs (22-45); led BU in scoring in all 3 starts this season
- Led team in scoring 8x this season; 5 games with 20+ points, 8 games with 15+ points
- Has 256 pts in 19 games this season, tripling last season's total (67 pts in 20 gms)


LAST GAME at TEXAS TECH (Feb. 16)

	PTS	REB	AST	STL	BLK	MIN
	6	0	1	0	0	14:50

CAREER HIGHS

PTS	REB	AST	STL	BLK
25	4	6	2	1

5



Jordan Turner G/F • 6-8 • 195 • So. • Houston, Texas

	PTS	REB	AST	FG%	3FG%	FT%	MIN
SEA	1.8	1.2	0.5	.259	.211	.500	6.1
B12	0.0	0.3	0.0	.000	.000	.000	4.0
CAR	1.7	1.2	0.3	.261	.333	.700	5.2

- Third-year sophomore wing from Houston, attended Sunrise Christian in Bel Aire, Kan.
- Took voluntary redshirt during 2019-20 season, participated on team's practice squad
- Combined for 10 points, 7 rebounds and 2 assists in 38 minutes over last 6 gms played
- Played 4 minutes in Monday's OT win at Oklahoma State; had +2 plus-minus
- Ranked No. 11 recruit in Texas and No. 24 SF nationally in 2019 signing class by ESPN
- Twin brother, Jalyn, is junior on Central Oklahoma basketball squad

LAST GAME at OKLAHOMA STATE (Feb. 21)

	PTS	REB	AST	STL	BLK	MIN
	0	0	0	0	0	4:12

CAREER HIGHS

PTS	REB	AST	STL	BLK
10	5	2	-	1

10



Adam Flagler G • 6-3 • 185 • Jr. • Duluth, Ga.

	PTS	REB	AST	FG%	3FG%	FT%	MIN
SEA	13.9	2.4	3.0	.450	.405	.732	30.3
B12	16.0	2.5	2.5	.469	.430	.680	33.1
BUCAR	11.4	2.3	2.2	.451	.416	.807	26.5
CAR*	13.2	2.8	1.8	.445	.401	.821	28.1

- Had career-highs of 29 points, 7-of-13 3FGs and 41 minutes in Monday's win at OSU
- Named to Jerry West SG of the Year Award Top 10 (1 of 3 Big 12 players)
- 45% 3FGs in last 19 games (58-of-128) after 25% in first 8 games (10-of-40)
- Last 20 Games: 15.7 ppg, 3.3 apg, 1.5 spg; 10+ pts in 19 of 20 games
- Averaging 3.1 3FGs/game over last 19 gms (58-of-128); made 1.25/gm previous 8 gms
- 10+ pts in 68 of 91 games, including 36 of 55 at Baylor (18 gms at BU with 15+ points)

LAST GAME at TEXAS (Feb. 28)

	PTS	REB	AST	STL	BLK	MIN
	19	1	1	1	0	37:18

CAREER HIGHS (* - AT PRESBYTERIAN)

PTS	REB	AST	STL	BLK
29	10*	11	5	1

11



James Akinjo (uh-KIN-jo) G • 6-1 • 190 • Sr. • Oakland, Calif.

	PTS	REB	AST	FG%	3FG%	FT%	MIN
SEA	13.1	2.6	5.8	.385	.307	.839	32.7
B12	13.7	2.8	5.3	.372	.277	.852	34.7
BUCAR	13.1	2.6	5.8	.385	.307	.839	32.7
CAR*	13.9	2.6	5.4	.373	.361	.820	32.8

- First-Team All-Pac 12, started all 26 games as junior at Arizona in 2020-21
- Averaging 9.7 ppg in 2nd halves of last 9 games after 3.8 ppg in 1st halves
- Last 7 Games: 13.7 ppg, 6.7 apg, 2.47 AST-TO ratio, 33-36 FTs in 37.3 mpg
- Leads Big 12 in asts (5.8/gm) & FT% (.839), 2nd in steals (2.0), 3rd in AST-TO (1.86)
- 3x Big 12 Weekly Award winner - Player (Jan. 3), Newcomer (Jan. 10 & Feb. 14)
- Named to Bob Cousy PG of the Year Award Top 10 (lone Big 12 player on watch list)

LAST GAME at TEXAS (Feb. 28)

	PTS	REB	AST	STL	BLK	MIN
	19	8	7	2	0	38:24

CAREER HIGHS (* - AT ARIZONA; ^ - AT GEORGETOWN)

PTS	REB	AST	STL	BLK
27	8	11	5^*	1^



2021-22
25-5

BIG 12
13-4

AP
3rd

COACHES
4th

NET
4th

#3/4 BAYLOR vs. NR/RV IOWA STATE | GAME 31
March 5, 2022 (Waco, Texas / Ferrell Center)

Broadcast Notes

13



Langston Love

G • 6-5 • 210 • Fr. • Universal City, Texas

	PTS	REB	AST	FG%	3FG%	FT%	MIN
SEA	-	-	-	-	-	-	-
B12	-	-	-	-	-	-	-
CAR	-	-	-	-	-	-	-

- True freshman guard, will miss season after knee injury in private scrimmage vs. Texas A&M
- Posted 13 points and 2 steals in 17 minutes before suffering injury vs. TAMU
- 4-star, attended Montverde (Fla.) Academy, where he won 2021 national championship
- Ranked No. 28 in class of 2021 by ESPN; played first 2 HS seasons at Cibola (TX) Steele HS
- Participated in 2021 USA Basketball Men's U19 World Cup Team training camp

	PTS	REB	AST	STL	BLK
CAREER HIGHS	-	-	-	-	-

14



Mitchell Paul

G • 6-0 • 175 • Sr. • Leawood, Kan.

	PTS	REB	AST	FG%	3FG%	FT%	MIN
SEA	1.3	0.7	0.0	.571	.000	.500	2.0
B12	1.0	0.5	0.0	1.000	.000	.000	1.6
CAR	1.3	0.7	0.0	.571	.000	.500	2.0

- Senior walk-on guard from Leawood, Kan.; played HS ball at Kansas City Christian School
- Joined Bears in fall 2021; working on Master's in Accounting, has interned for KPMG
- Out indefinitely after suffering dislocated ankle in practice on Feb. 18
- Posted career-high 5 points in 3 minutes off bench vs. UAPB (12/4)
- Scored first collegiate points with late bucket in Nov. 17 win over Central Arkansas
- Won a high school state championship in tennis, also played soccer at KCCS

LAST GAME at KANSAS (Feb. 5)						
PTS	REB	AST	STL	BLK	MIN	
3	0	0	0	0	1:39	

	PTS	REB	AST	STL	BLK
CAREER HIGHS	5	1	-	2	-

20



Austin Sacks

F • 6-7 • 200 • So. • Encino, Calif.

	PTS	REB	AST	FG%	3FG%	FT%	MIN
SEA	0.0	0.0	0.0	.000	.000	.000	1.8
B12	0.0	0.0	0.0	.000	.000	.000	1.5
CAR	0.0	0.0	0.0	.000	.000	.000	1.8

- Sophomore walk-on, transferred to BU after redshirting 2020-21 season at Santa Clara
- Made collegiate debut in season opener vs. UIW (11/12), had 1 steal in 1:22 of action
- Led Oakwood School in North Hollywood to 24-5, including 7-0 in league play as HS senior
- All-Independent League first-team honors, averaging 14.7 ppg, 11.0 rpg, 4.5 apg as senior
- First-team all-tournament at 2019 Rancho Mirage Holiday Invitational Tournament

LAST GAME vs. KANSAS STATE (Jan. 25)						
PTS	REB	AST	STL	BLK	MIN	
0	0	0	0	0	1:32	

	PTS	REB	AST	STL	BLK
CAREER HIGHS	-	-	-	1	-

21



Kijana Love (ki-JAH-na)

G • 6-1 • 170 • Sr. • Universal City, Texas


	PTS	REB	AST	FG%	3FG%	FT%	MIN
SEA	0.5	0.3	0.2	.250	.500	.000	1.7
B12	1.5	0.0	0.0	.333	1.000	.000	1.6
BUCAR	0.5	0.3	0.2	.250	.500	.000	1.7
CAR*	3.0	0.6	0.5	.386	.322	.577	10.3

- Senior walk-on, joined team on Nov. 17 and debuted later that night vs. Central Arkansas
- Originally served as grad assistant for 2021-22 BU team, but added to roster after 2 gms
- Out indefinitely after suffering sprained elbow in practice
- Older brother of BU freshman Langston Love, who is out for season with knee injury
- Scored first BU points with late 3-pointer at Kansas (2/5)
- Previously played at New Hampshire (2016-17 & 2018-19) and St. Edward's (2020-21)

LAST GAME at KANSAS (Feb. 5)						
PTS	REB	AST	STL	BLK	MIN	
3	0	0	0	0	1:39	

	PTS	REB	AST	STL	BLK
CAREER HIGHS (* - AT NEW HAMPSHIRE)	9*	2	3*	1*	-

23



Jonathan Tchamwa Tchatchoua (CHAM-wuh CHA-chew-wuh)

F • 6-8 • 250 • Jr. • Douala, Cameroon

	PTS	REB	BLK	FG%	3FG%	FT%	MIN
SEA	8.4	6.8	0.4	.677	.462	.771	20.9
B12	8.0	5.6	0.5	.712	.400	.833	21.0
BUCAR	7.3	5.8	0.5	.626	.462	.772	20.0
CAR*	5.9	5.0	0.6	.591	.375	.740	17.5

- Suffered season-ending injury to left knee (multiple ligaments) on Feb. 12 vs. Texas
- 1 of 15 players on Naismith Defensive Player of Year watch list (1 of 3 in Big 12)
- Leads Big 12 in 2-point FG% (.701) and defensive rebounding pct. (26.3%)
- Career-high 21 pts on 9-10 FGs (1-1 3FGs), 6 rebs in 25 mins Feb. 9 at K-State
- 10+ pts off bench 10 of last 20 games; 10+ pts in 7 of 65 prior collegiate games
- Worked on 3-pt range in offseason - 46% (6-13) this season after 0 attempts in 2020-21

LAST GAME vs. TEXAS (Feb. 12)						
PTS	REB	AST	STL	BLK	MIN	
2	1	0	0	0	4:44	

	PTS	REB	AST	STL	BLK
CAREER HIGHS	21	13	2	2	4

24



Matthew Mayer (MYE-er)

G/F • 6-9 • 225 • Sr. • Austin, Texas


	PTS	REB	AST	FG%	3FG%	FT%	MIN
SEA	9.5	5.0	1.1	.405	.322	.654	22.3
B12	9.5	5.5	1.1	.410	.308	.667	23.1
CAR	6.7	3.1	0.9	.414	.346	.644	15.2

- Senior wing with quick release, came off bench in 93 games over first 3 seasons
- Reduced turnover rate from 17.6 last season to 10.7 this season (2nd-best in Big 12)
- 6 Games since Jon's injury: 10.3 points, 6.3 rebounds, 0.8 blocks in 24.7 mpg
- Career-high 12 rebounds with 9 points in 27 minutes of Saturday's win vs. Kansas
- Has 12 more steals this year (37) than TDs (25); entered season with 68 stls, 81 TDs
- 10+ pts 35 times in career, including 14 of 29 as starter this year (21 of 93 off bench)

LAST GAME at TEXAS (Feb. 28)						
PTS	REB	AST	STL	BLK	MIN	
2	7	2	1	0	26:04	

	PTS	REB	AST	STL	BLK
CAREER HIGHS	20	12	4	5	3

32



Zach Loveday

F • 7-0 • 240 • So. • Gallipolis, Ohio

	PTS	REB	BLK	FG%	3FG%	FT%	MIN
SEA	1.0	1.2	0.4	.444	.400	.500	3.7
B12	0.0	0.7	0.3	.000	.000	.000	1.9
CAR	1.6	1.1	0.3	.615	.429	.667	4.2

- Sophomore 7-footer from Ohio, played final two HS seasons at Huntington Prep in W.Va.
- Combined for 9 points, 9 rebounds and 4 blocks over 29 minutes in last 6 gms played
- Ranked No. 51 player nationally and No. 12 among centers in 2020 class by Rivals
- Career-high 10 points (4-4 FGs), 2 blocks in 8 minutes vs. Alcorn State (12/30/20)
- 1 of 5 players on 2019-20 Huntington Prep squad to sign with Division I programs
- Father, Billy Loveday, played basketball at Hanover College

LAST GAME at TEXAS TECH (Feb. 16)						
PTS	REB	AST	STL	BLK	MIN	
0	0	0	1	0	1:13	

	PTS	REB	AST	STL	BLK
CAREER HIGHS	10	4	1	1	2



Scott Drew
Head Coach
19th season at BU



Jerome Tang
Associate
Head Coach
19th season at BU



Alvin Brooks III
Assistant
Coach
6th season at BU



John Jakus
Assistant
Coach
5th season at BU



Jared Nuness
Special Ass't. &
Dir. of Player
Personnel
12th season at BU



Bill Peterson
Special Ass't. to
the Head Coach
5th season at BU



Aditya Malhotra
Director of
Basketball Ops
9th season at BU



Ty Beard
Director of
Video Ops
5th season at BU



Jason Smith
Director of
Recruiting Ops
1st season at BU



Charlie Melton
Strength
Coach
17th season at BU



Dave Snyder
Athletic
Trainer
5th season at BU