



Oklahoma St. at Baylor

01/15/22 Ferrell Center, Waco  
2021-22 Men's Basketball

Game Time: 4:00 PM  
Game Duration: 2:06  
Attendance: 8,861

Officials: Ray Natili, Bret Smith, Chance Moore

Oklahoma St. - 61

Record: 9-7 (2-3)

NO.	Name	C/G	Min	FG			3P			FT			Rebounds			Fouls		TP	AS	TO	ST	Blocks		+/-
				M-A	M-A	M-A	OR	DR	TOT	PF	FD	OR	DR	TOT	BS	BA								
33	Moussa Cisse	C	18:07	3-5	0-0	0-0	1	5	6	2	0	6	0	1	0	1	0	2	0	2	0	-2		
0	Avery Anderson, III	G	27:24	1-3	0-1	1-2	0	4	4	4	1	3	2	2	1	0	0	0	0	0	7			
1	Bryce Thompson	G	24:57	7-15	1-4	4-4	0	2	2	4	6	19	1	1	2	0	0	0	0	12				
13	Isaac Likekele	G	35:32	3-7	0-0	0-0	0	5	5	2	0	6	2	0	1	1	0	1	0	11				
14	Bryce Williams	G	28:20	4-11	1-5	0-0	0	4	4	2	2	9	6	4	1	0	0	0	0	-5				
20	Keylan Boone		15:08	3-5	2-3	0-0	0	2	2	1	0	8	0	0	0	1	0	0	9					
23	Tyreek Smith		21:53	1-3	0-0	1-2	2	6	8	1	2	3	2	1	1	1	0	0	9					
5	Rondel Walker		18:13	1-3	1-3	0-0	0	1	1	0	1	3	3	0	3	0	0	0	-7					
12	Matthew-Alexander Moncrieffe		10:26	2-4	0-0	0-0	2	1	3	0	0	4	0	1	0	0	0	1	1					
Team							0	1	1			0				0								
<b>Totals</b>				25-56	5-16	6-8	5	31	36	16	12	61	16	10	9	5	1	7						

Shooting By Period		
1st FG%	15-32	46.9%
3PT%	3-8	37.5%
FT%	1-2	50%
2nd FG%	10-24	41.7%
3PT%	2-8	25.0%
FT%	5-6	83.3%
GM FG%	25-56	44.6%
3PT%	5-16	31.3%
FT%	6-8	75.0%

Dead Ball Rebounds: 1, 0

Technical Fouls: NONE

Baylor - 54

Record: 15-2 (3-2)

NO.	Name	C/G	Min	FG			3P			FT			Rebounds			Fouls		TP	AS	TO	ST	Blocks		+/-
				M-A	M-A	M-A	OR	DR	TOT	PF	FD	OR	DR	TOT	BS	BA								
0	Flo Thamba	F	20:35	1-3	0-0	0-2	2	3	5	2	1	2	0	0	0	0	0	0	0	0	-7			
2	Kendall Brown	F	23:22	2-4	0-1	0-0	2	5	7	2	0	4	3	4	2	0	0	0	0	-7				
24	Matthew Mayer	F	25:53	6-13	2-6	2-3	2	3	5	2	3	16	1	2	1	0	2	0	0	-8				
10	Adam Flagler	G	30:37	1-10	1-4	2-2	0	1	1	1	1	5	2	3	0	0	1	0	-7					
11	James Akinjo	G	22:45	1-8	1-6	0-0	0	2	2	0	1	3	0	1	0	0	0	1	-5					
4	LJ Cryer		31:35	5-12	4-9	4-4	0	1	1	1	5	18	2	1	1	0	0	0	-1					
23	Jonathan Tchamwa Tchatchoua		28:21	1-4	0-1	2-2	1	7	8	2	2	4	1	0	0	1	0	0	0					
3	Dale Bonner		16:52	1-4	0-1	0-1	2	2	4	2	3	2	1	0	0	0	1	0	0					
Team							2	3	5			0				0								
<b>Totals</b>				18-58	8-28	10-14	11	27	38	12	16	54	10	11	4	1	5	-7						

Shooting By Period		
1st FG%	8-31	25.8%
3PT%	2-13	15.4%
FT%	4-5	80%
2nd FG%	10-27	37.0%
3PT%	6-15	40.0%
FT%	6-9	66.7%
GM FG%	18-58	31.0%
3PT%	8-28	28.6%
FT%	10-14	71.4%

Dead Ball Rebounds: 2, 0

Technical Fouls: NONE

	OSU	BAY
Biggest lead	18 (1 <sup>st</sup> 4:57)	1 (1 <sup>st</sup> 17:35)
Best Scoring Run	12 (1 <sup>st</sup> 14:05)	7 (2 <sup>nd</sup> 19:48)
Lead Changes	2	
Times Tied	0	
Time with Lead	39:29	00:16

Points from	OSU	BAY
Turnovers	18	6
Paint	26	18
Second Chance	7	14
Fast Breaks	21	7
Bench	18	24

	Period by Period Scoring		
	1st	2nd	TOT
OSU	34	27	61
BAY	22	32	54



**Period 1**

**Quarter Starters:**

<b>BAY</b>	0 Thamba F	2 Brown K	10 Flagler A	11 Akinjo J	24 Mayer M
<b>OSU</b>	0 Anderson, III A	1 Thompson B	13 Likekele I	14 Williams B	33 Cisse M

Game Time	BAY	Score	Diff	OSU
20:00	0 THAMBA F jumpball lost			33 CISSE M jumpball won
19:45		<b>0-2</b>	<b>-2</b>	14 WILLIAMS B 2pt FG outside the paint, jump shot made (2)
19:30	2 BROWN K 3pt FG , jump shot missed			
19:25				0 ANDERSON, III A defensive rebound (1)
19:14	0 THAMBA F foul shooting (1 - 1)			0 ANDERSON, III A foul drawn (1)
19:14		<b>0-3</b>	<b>-3</b>	0 ANDERSON, III A free throw 1 - 2 made (1)
19:14				0 ANDERSON, III A free throw 2 - 2 missed
19:13	24 MAYER M defensive rebound (1)			
18:59	24 MAYER M 3pt FG , jump shot missed			
18:55	24 MAYER M offensive rebound (2)			
18:53	24 MAYER M 2pt FG second chance in the paint, jump shot made (2)	<b>2-3</b>	<b>-1</b>	
18:25				1 THOMPSON B 2pt FG outside the paint, jump shot missed
18:21	0 THAMBA F defensive rebound (1)			
17:59	10 FLAGLER A 2pt FG outside the paint, jump shot missed			
17:57				33 CISSE M defensive rebound (1)
17:44				1 THOMPSON B 2pt FG in the paint, jump shot missed
17:41	2 BROWN K defensive rebound (1)			
17:35	2 BROWN K 2pt FG fast break in the paint, jump shot made (2)	<b>4-3</b>	<b>1</b>	
17:19		<b>4-6</b>	<b>-2</b>	14 WILLIAMS B 3pt FG , jump shot made (5)
16:54	24 MAYER M 2pt FG in the paint, jump shot blocked			
16:54				33 CISSE M block (1)
16:49				13 LIKEKELE I defensive rebound (1)
16:47	10 FLAGLER A foul personal (1 - 2)			1 THOMPSON B foul drawn (1)
16:47				14 WILLIAMS B substitution out
16:47				33 CISSE M substitution out
16:47				20 BOONE K substitution in
16:47				23 SMITH T substitution in
16:32		<b>4-9</b>	<b>-5</b>	20 BOONE K 3pt FG , jump shot made (3)
16:32				13 LIKEKELE I assist (1)
16:15	2 BROWN K turnover lost ball (1)			0 ANDERSON, III A steal (1)
16:10		<b>4-11</b>	<b>-7</b>	1 THOMPSON B 2pt FG fast break from turnover in the paint, dunk, made (2)
16:10				0 ANDERSON, III A assist (1)
16:08	Timeout 30 Sec			
16:08	Timeout media			
16:08	0 THAMBA F substitution out			
16:08	11 AKINJO J substitution out			
16:08	4 CRYER L substitution in			
16:08	23 TCHAMWA TCHATCHOUA J substitution in			
15:46	4 CRYER L 3pt FG , jump shot missed			
15:46	24 MAYER M offensive rebound (3)			
15:39	2 BROWN K turnover lost ball (2)			1 THOMPSON B steal (1)



**Oklahoma St. at Baylor**

01/15/22 Ferrell Center, Waco  
2021-22 Men's Basketball

**Game Time:** 4:00 PM  
**Game Duration:** 2:06  
**Attendance:** 8,861

**Officials:** Ray Natili, Bret Smith, Chance Moore

Game Time	BAY	Score	Diff	OSU
15:34				1 THOMPSON B 2pt FG from turnover in the paint, jump shot missed
15:32				23 SMITH T offensive rebound (1)
15:27		<b>4-13</b>	<b>-9</b>	13 LIKEKELE I 2pt FG from turnover second chance in the paint, jump shot made (2)
15:05	4 CRYER L 3pt FG , jump shot missed			
15:01				23 SMITH T defensive rebound (2)
14:44				20 BOONE K 2pt FG outside the paint, jump shot missed
14:40	2 BROWN K defensive rebound (2)			
14:35	23 TCHAMWA TCHATCHOUA J 3pt FG , jump shot missed			
14:31				20 BOONE K defensive rebound (1)
14:23				23 SMITH T 2pt FG in the paint, jump shot missed
14:21	23 TCHAMWA TCHATCHOUA J defensive rebound (1)			
14:10	24 MAYER M 2pt FG in the paint, jump shot blocked			
14:10				20 BOONE K block (1)
14:06				1 THOMPSON B defensive rebound (1)
14:05		<b>4-15</b>	<b>-11</b>	0 ANDERSON, III A 2pt FG fast break in the paint, layup made (3)
14:05				1 THOMPSON B assist (1)
13:47	24 MAYER M foul drawn (1)			1 THOMPSON B foul shooting (1 - 1)
13:46	24 MAYER M free throw 1 - 3 missed			
13:46	offensive dead ball rebound (1)			
13:46	24 MAYER M free throw 2 - 3 made (3)	<b>5-15</b>	<b>-10</b>	
13:46	4 CRYER L substitution out			
13:46	0 THAMBA F substitution in			
13:46				0 ANDERSON, III A substitution out
13:46				1 THOMPSON B substitution out
13:46				5 WALKER R substitution in
13:46				14 WILLIAMS B substitution in
13:46	24 MAYER M free throw 3 - 3 made (4)	<b>6-15</b>	<b>-9</b>	
13:46	4 CRYER L substitution in			
13:46	2 BROWN K substitution out			
13:24				23 SMITH T 2pt FG outside the paint, jump shot missed
13:18	0 THAMBA F defensive rebound (2)			
13:11	23 TCHAMWA TCHATCHOUA J foul drawn (1)			20 BOONE K foul personal (1 - 2)
13:11				20 BOONE K substitution out
13:11				12 MONCRIEFFE M substitution in
13:11	24 MAYER M substitution out			
13:11	11 AKINJO J substitution in			
13:11	23 TCHAMWA TCHATCHOUA J 2pt FG in the paint, jump shot missed			
13:11				23 SMITH T defensive rebound (3)
12:13				14 WILLIAMS B 3pt FG , jump shot missed
12:10	23 TCHAMWA TCHATCHOUA J defensive rebound (2)			
12:09	4 CRYER L 3pt FG , jump shot missed			
11:59				14 WILLIAMS B defensive rebound (1)
11:58		<b>6-17</b>	<b>-11</b>	23 SMITH T 2pt FG in the paint, jump shot made (2)
11:52	11 AKINJO J 2pt FG in the paint, jump shot missed			
11:48				13 LIKEKELE I defensive rebound (2)
11:45				13 LIKEKELE I 2pt FG outside the paint, jump shot missed



**Oklahoma St. at Baylor**

01/15/22 Ferrell Center, Waco  
2021-22 Men's Basketball

**Game Time:** 4:00 PM  
**Game Duration:** 2:06  
**Attendance:** 8,861

**Officials:** Ray Natili, Bret Smith, Chance Moore

Game Time	BAY	Score	Diff	OSU
11:41	0 THAMBA F defensive rebound (3)			
11:36	11 AKINJO J 3pt FG , jump shot missed			
11:31	offensive rebound (11)			
11:31	Timeout media			
11:31	11 AKINJO J substitution out			
11:31	3 BONNER D substitution in			
11:31				5 WALKER R substitution out
11:31				13 LIKEKELE I substitution out
11:31				23 SMITH T substitution out
11:31				0 ANDERSON, III A substitution in
11:31				1 THOMPSON B substitution in
11:31				33 CISSE M substitution in
11:24	10 FLAGLER A 3pt FG second chance, jump shot missed			
11:21	3 BONNER D offensive rebound (1)			
11:20	4 CRYER L 3pt FG second chance, jump shot made (3)	<b>9-17</b>	<b>-8</b>	
11:20	3 BONNER D assist (1)			
11:03		<b>9-19</b>	<b>-10</b>	33 CISSE M 2pt FG outside the paint, jump shot made (2)
11:03				14 WILLIAMS B assist (1)
10:37	4 CRYER L 2pt FG in the paint, jump shot missed			
10:33				33 CISSE M defensive rebound (2)
10:26				33 CISSE M 2pt FG in the paint, jump shot missed
10:23				12 MONCRIEFFE M offensive rebound (1)
10:22				12 MONCRIEFFE M 2pt FG second chance in the paint, jump shot missed
10:20	23 TCHAMWA TCHATCHOUA J defensive rebound (3)			
10:16	10 FLAGLER A 3pt FG , jump shot missed			
10:12				1 THOMPSON B defensive rebound (2)
09:50		<b>9-21</b>	<b>-12</b>	33 CISSE M 2pt FG in the paint, dunk, made (4)
09:50				14 WILLIAMS B assist (2)
09:26	4 CRYER L foul drawn (1)			1 THOMPSON B foul personal (2 - 3)
09:26	3 BONNER D substitution out			
09:26	10 FLAGLER A substitution out			
09:26	23 TCHAMWA TCHATCHOUA J substitution out			
09:26	2 BROWN K substitution in			
09:26	11 AKINJO J substitution in			
09:26	24 MAYER M substitution in			
09:26				1 THOMPSON B substitution out
09:26				5 WALKER R substitution in
09:17	2 BROWN K 2pt FG in the paint, layup made (4)	<b>11-21</b>	<b>-10</b>	
09:17	24 MAYER M assist (1)			
08:59	2 BROWN K steal (1)			0 ANDERSON, III A turnover bad pass (1)
08:54	2 BROWN K 2pt FG from turnover in the paint, layup missed			
08:51				0 ANDERSON, III A defensive rebound (2)
08:46				14 WILLIAMS B 2pt FG outside the paint, jump shot missed
08:43				12 MONCRIEFFE M offensive rebound (2)
08:42		<b>11-23</b>	<b>-12</b>	12 MONCRIEFFE M 2pt FG second chance in the paint, jump shot made (2)
08:13	4 CRYER L foul drawn (2)			14 WILLIAMS B foul personal (1 - 4)
08:13				0 ANDERSON, III A substitution out
08:13				14 WILLIAMS B substitution out



**Oklahoma St. at Baylor**

01/15/22 Ferrell Center, Waco  
2021-22 Men's Basketball

**Game Time:** 4:00 PM  
**Game Duration:** 2:06  
**Attendance:** 8,861

**Officials:** Ray Natili, Bret Smith, Chance Moore

Game Time	BAY	Score	Diff	OSU
08:13				33 CISSE M substitution out
08:13				13 LIKEKELE I substitution in
08:13				20 BOONE K substitution in
08:13				23 SMITH T substitution in
07:58	2 BROWN K turnover lost ball (3)			
07:34		<b>11-25</b>	<b>-14</b>	12 MONCRIEFFE M 2pt FG from turnover in the paint, layup made (4)
07:34				5 WALKER R assist (1)
07:01	4 CRYER L turnover bad pass (1)			5 WALKER R steal (1)
06:57		<b>11-27</b>	<b>-16</b>	20 BOONE K 2pt FG fast break from turnover in the paint, layup made (5)
06:57				5 WALKER R assist (2)
06:55	Timeout 30 Sec			
06:55	Timeout media			
06:55	0 THAMBA F substitution out			
06:55	23 TCHAMWA TCHATCHOUA J substitution in			
06:32	24 MAYER M turnover bad pass (1)			5 WALKER R steal (2)
06:29	24 MAYER M foul personal (1 - 3)			5 WALKER R foul drawn (1)
06:29	4 CRYER L substitution out			
06:29	10 FLAGLER A substitution in			
06:03				12 MONCRIEFFE M 2pt FG from turnover in the paint, jump shot blocked
06:03	23 TCHAMWA TCHATCHOUA J block (1)			
05:58	11 AKINJO J defensive rebound (1)			
05:57	11 AKINJO J 3pt FG , jump shot missed			
05:53				12 MONCRIEFFE M defensive rebound (3)
05:46				12 MONCRIEFFE M turnover travel (1)
05:23	10 FLAGLER A 2pt FG from turnover outside the paint, jump shot missed			
05:20				23 SMITH T defensive rebound (4)
04:57		<b>11-29</b>	<b>-18</b>	13 LIKEKELE I 2pt FG outside the paint, jump shot made (4)
04:40	24 MAYER M 3pt FG , jump shot missed			
04:36				20 BOONE K defensive rebound (2)
04:31				20 BOONE K 3pt FG , jump shot missed
04:27	11 AKINJO J defensive rebound (2)			
04:20	24 MAYER M 2pt FG in the paint, jump shot made (6)	<b>13-29</b>	<b>-16</b>	
04:20	10 FLAGLER A assist (1)			
04:13				Timeout 30 Sec
04:13	Timeout media			
04:13	2 BROWN K substitution out			
04:13	10 FLAGLER A substitution out			
04:13	0 THAMBA F substitution in			
04:13	4 CRYER L substitution in			
04:13				5 WALKER R substitution out
04:13				12 MONCRIEFFE M substitution out
04:13				20 BOONE K substitution out
04:13				23 SMITH T substitution out
04:13				0 ANDERSON, III A substitution in
04:13				1 THOMPSON B substitution in
04:13				14 WILLIAMS B substitution in



**Oklahoma St. at Baylor**

01/15/22 Ferrell Center, Waco  
2021-22 Men's Basketball

**Game Time:** 4:00 PM  
**Game Duration:** 2:06  
**Attendance:** 8,861

**Officials:** Ray Natili, Bret Smith, Chance Moore

Game Time	BAY	Score	Diff	OSU
04:13				33 CISSE M substitution in
03:54				1 THOMPSON B 3pt FG , jump shot missed
03:51	24 MAYER M defensive rebound (4)			
03:35	0 THAMBA F 2pt FG in the paint, dunk, made (2)	<b>15-29</b>	<b>-14</b>	
03:35	23 TCHAMWA TCHATCHOUA J assist (1)			
03:08				14 WILLIAMS B 2pt FG outside the paint, jump shot missed
03:06	23 TCHAMWA TCHATCHOUA J defensive rebound (4)			
02:58	23 TCHAMWA TCHATCHOUA J 2pt FG outside the paint, jump shot missed			
02:55	0 THAMBA F offensive rebound (4)			
02:51	0 THAMBA F 2pt FG second chance in the paint, jump shot missed			
02:49	23 TCHAMWA TCHATCHOUA J offensive rebound (5)			
02:48	23 TCHAMWA TCHATCHOUA J foul drawn (2)			33 CISSE M foul shooting (1 - 5)
02:48	23 TCHAMWA TCHATCHOUA J free throw 1 - 2 made (1)	<b>16-29</b>	<b>-13</b>	
02:48	23 TCHAMWA TCHATCHOUA J free throw 2 - 2 made (2)	<b>17-29</b>	<b>-12</b>	
02:43		<b>17-32</b>	<b>-15</b>	1 THOMPSON B 3pt FG fast break, jump shot made (5)
02:43				0 ANDERSON, III A assist (2)
02:18	24 MAYER M turnover bad pass (2)			14 WILLIAMS B steal (1)
02:14		<b>17-34</b>	<b>-17</b>	1 THOMPSON B 2pt FG fast break from turnover in the paint, dunk, made (7)
02:14				14 WILLIAMS B assist (3)
01:58	24 MAYER M foul drawn (2)			1 THOMPSON B foul personal (3 - 6)
01:58	24 MAYER M substitution out			
01:58	2 BROWN K substitution in			
01:58				1 THOMPSON B substitution out
01:58				5 WALKER R substitution in
01:38	11 AKINJO J 3pt FG , jump shot made (3)	<b>20-34</b>	<b>-14</b>	
01:38	4 CRYER L assist (1)			
01:14				14 WILLIAMS B 3pt FG , jump shot missed
01:11	2 BROWN K defensive rebound (3)			
01:06	23 TCHAMWA TCHATCHOUA J 2pt FG fast break in the paint, layup made (4)	<b>22-34</b>	<b>-12</b>	
01:06	2 BROWN K assist (1)			
00:43	23 TCHAMWA TCHATCHOUA J foul personal (1 - 4)			14 WILLIAMS B foul drawn (1)
00:39				0 ANDERSON, III A 3pt FG , jump shot missed
00:36	23 TCHAMWA TCHATCHOUA J defensive rebound (6)			
00:25	11 AKINJO J 2pt FG in the paint, jump shot blocked			
00:25				33 CISSE M block (2)
00:21				14 WILLIAMS B defensive rebound (2)
00:20				14 WILLIAMS B turnover lost ball (1)
00:20	23 TCHAMWA TCHATCHOUA J substitution out			
00:20	10 FLAGLER A substitution in			
00:20				14 WILLIAMS B substitution out
00:20				33 CISSE M substitution out
00:20				12 MONCRIEFFE M substitution in
00:20				23 SMITH T substitution in
00:00	10 FLAGLER A 2pt FG from turnover outside the paint, jump shot missed			
00:00				0 ANDERSON, III A defensive rebound (3)

END OF PERIOD



Official Basketball Play by Play - First Half

### Oklahoma St. at Baylor

01/15/22 Ferrell Center, Waco  
2021-22 Men's Basketball

**Game Time:** 4:00 PM

**Game Duration:** 2:06

**Attendance:** 8,861

**Officials:** Ray Natili, Bret Smith, Chance Moore

Game Time	BAY	Score	Diff	OSU
BAY 22-34 OSU				



Oklahoma St. at Baylor

01/15/22 Ferrell Center, Waco  
2021-22 Men's Basketball

Game Time: 4:00 PM  
Game Duration: 2:06  
Attendance: 8,861

Officials: Ray Natili, Bret Smith, Chance Moore

Oklahoma St. - 34

NO.	Name	C	Min	FG	3P	FT	Rebounds			Fouls		TP	AS	TO	ST	Blocks		+/-
				M-A	M-A	M-A	OR	DR	TOT	PF	FD					BS	BA	
33	Moussa Cisse	C	10:23	2-3	0-0	0-0	0	2	2	1	0	4	0	0	0	2	0	-1
0	Avery Anderson, III	G	13:45	1-2	0-1	1-2	0	3	3	0	1	3	2	1	1	0	0	7
1	Bryce Thompson	G	10:34	3-7	1-2	0-0	0	2	2	3	1	7	1	0	1	0	0	12
13	Isaac Likekele	G	16:42	2-3	0-0	0-0	0	2	2	0	0	4	1	0	0	0	0	11
14	Bryce Williams	G	12:38	2-6	1-3	0-0	0	2	2	1	1	5	3	1	1	0	0	0
20	Keylan Boone		07:36	2-4	1-2	0-0	0	2	2	1	0	5	0	0	0	1	0	11
23	Tyreek Smith		09:37	1-3	0-0	0-0	1	3	4	0	0	2	0	0	0	0	0	13
5	Rondel Walker		09:26	0-0	0-0	0-0	0	0	0	0	1	0	2	0	2	0	0	0
12	Matthew-Alexander Moncrieffe		09:19	2-4	0-0	0-0	2	1	3	0	0	4	0	1	0	0	1	7
Team							0	0	0			0		0				
<b>Totals</b>				15-32	3-8	1-2	3	17	20	6	4	34	9	3	5	3	1	12

Shooting By Period		
1st FG%	15-32	46.9%
3PT%	3-8	37.5%
FT%	1-2	50%
GM FG%	15-32	46.9%
3PT%	3-8	37.5%
FT%	1-2	50.0%

Dead Ball Rebounds: 0, 0

Technical Fouls: NONE

Baylor - 22

NO.	Name	F	Min	FG	3P	FT	Rebounds			Fouls		TP	AS	TO	ST	Blocks		+/-
				M-A	M-A	M-A	OR	DR	TOT	PF	FD					BS	BA	
0	Flo Thamba	F	14:56	1-2	0-0	0-0	1	3	4	1	0	2	0	0	0	0	0	-9
2	Kendall Brown	F	13:25	2-4	0-1	0-0	0	3	3	0	0	4	1	3	1	0	0	-8
24	Matthew Mayer	F	14:17	2-6	0-2	2-3	2	2	4	1	2	6	1	2	0	0	2	-14
10	Adam Flagler	G	13:11	0-5	0-2	0-0	0	0	0	1	0	0	1	0	0	0	0	-12
11	James Akinjo	G	14:58	1-5	1-3	0-0	0	2	2	0	0	3	0	0	0	0	1	-9
4	LJ Cryer		13:52	1-5	1-4	0-0	0	0	0	0	2	3	1	1	0	0	0	-6
23	Jonathan Tchamwa Tchatchoua		13:16	1-4	0-1	2-2	1	5	6	1	2	4	1	0	0	1	0	-1
3	Dale Bonner		02:05	0-0	0-0	0-0	1	0	1	0	0	0	1	0	0	0	0	-1
Team							1	0	1			0		0				
<b>Totals</b>				8-31	2-13	4-5	6	15	21	4	6	22	6	6	1	1	3	-12

Shooting By Period		
1st FG%	8-31	25.8%
3PT%	2-13	15.4%
FT%	4-5	80%
GM FG%	8-31	25.8%
3PT%	2-13	15.4%
FT%	4-5	80.0%

Dead Ball Rebounds: 1, 0

Technical Fouls: NONE

	OSU	BAY
Biggest lead	18 (1st 4:57)	1 (1st 17:35)
Best Scoring Run	12 (1st 14:05)	6 (1st 2:48)
Lead Changes	2	
Times Tied	0	
Time with Lead	19:29	00:16

Points from	OSU	BAY
Turnovers	10	0
Paint	18	12
Second Chance	4	7
Fast Breaks	11	4
Bench	11	7

	Period by Period Scoring		
	1st	2nd	TOT
OSU	34	27	61
BAY	22	32	54





**Oklahoma St. at Baylor**

01/15/22 Ferrell Center, Waco  
2021-22 Men's Basketball

**Game Time:** 4:00 PM  
**Game Duration:** 2:06  
**Attendance:** 8,861

**Officials:** Ray Natili, Bret Smith, Chance Moore

**Period 2**

**Quarter Starters:**

<b>BAY</b>	0 Thamba F	2 Brown K	10 Flagler A	11 Akinjo J	24 Mayer M
<b>OSU</b>	0 Anderson, III A	1 Thompson B	13 Likekele I	14 Williams B	33 Cisse M

Game Time	BAY	Score	Diff	OSU
20:00	4 CRYER L substitution out			
20:00	24 MAYER M substitution in			
20:00				5 WALKER R substitution out
20:00				12 MONCRIEFFE M substitution out
20:00				23 SMITH T substitution out
20:00				1 THOMPSON B substitution in
20:00				14 WILLIAMS B substitution in
20:00				33 CISSE M substitution in
19:48	24 MAYER M 2pt FG in the paint, layup made (8)	<b>24-34</b>	<b>-10</b>	
19:48	2 BROWN K assist (2)			
19:25				1 THOMPSON B 2pt FG outside the paint, jump shot missed
19:23				33 CISSE M offensive rebound (3)
19:21				33 CISSE M 2pt FG second chance in the paint, jump shot missed
19:18	defensive rebound (22)			
18:59	0 THAMBA F 2pt FG in the paint, layup missed			
18:56	0 THAMBA F offensive rebound (5)			
18:56	0 THAMBA F foul drawn (1)			0 ANDERSON, III A foul shooting (1 - 1)
18:56	0 THAMBA F free throw 1 - 2 missed			
18:56	offensive dead ball rebound (2)			
18:56	0 THAMBA F free throw 2 - 2 missed			
18:55	2 BROWN K offensive rebound (4)			
18:53	11 AKINJO J 3pt FG second chance, jump shot missed			
18:49				33 CISSE M defensive rebound (4)
18:42	2 BROWN K steal (2)			14 WILLIAMS B turnover bad pass (2)
18:22	10 FLAGLER A 2pt FG from turnover in the paint, jump shot missed			
18:20				13 LIKEKELE I defensive rebound (3)
18:15		<b>24-36</b>	<b>-12</b>	13 LIKEKELE I 2pt FG fast break in the paint, jump shot made (6)
17:43	24 MAYER M substitution out			
17:43	4 CRYER L substitution in			
17:40	4 CRYER L 3pt FG , jump shot missed			
17:36				0 ANDERSON, III A defensive rebound (4)
17:23				1 THOMPSON B 3pt FG , jump shot missed
17:20	2 BROWN K defensive rebound (5)			
17:05	10 FLAGLER A 2pt FG in the paint, jump shot missed			
17:03				33 CISSE M defensive rebound (5)
16:58		<b>24-38</b>	<b>-14</b>	33 CISSE M 2pt FG fast break in the paint, dunk, made (6)
16:58				14 WILLIAMS B assist (4)
16:38	11 AKINJO J turnover lost ball (1)			13 LIKEKELE I steal (1)
16:34	0 THAMBA F foul personal (2 - 1)			1 THOMPSON B foul drawn (2)
16:34	0 THAMBA F substitution out			
16:34	10 FLAGLER A substitution out			



**Oklahoma St. at Baylor**

01/15/22 Ferrell Center, Waco  
2021-22 Men's Basketball

**Game Time:** 4:00 PM  
**Game Duration:** 2:06  
**Attendance:** 8,861

**Officials:** Ray Natili, Bret Smith, Chance Moore

Game Time	BAY	Score	Diff	OSU
16:34	3 BONNER D substitution in			
16:34	23 TCHAMWA TCHATCHOUA J substitution in			
16:34				1 THOMPSON B substitution out
16:34				33 CISSE M substitution out
16:34				20 BOONE K substitution in
16:34				23 SMITH T substitution in
16:19				13 LIKEKELE I 2pt FG from turnover in the paint, jump shot missed
16:18	defensive rebound (26)			
16:05	4 CRYER L foul drawn (3)			0 ANDERSON, III A foul personal (2 - 2)
15:47	11 AKINJO J 3pt FG , jump shot missed			
15:44	2 BROWN K offensive rebound (6)			
15:42	4 CRYER L 3pt FG second chance, jump shot made (6)	<b>27-38</b>	<b>-11</b>	
15:42	2 BROWN K assist (3)			
15:26				14 WILLIAMS B turnover lost ball (3)
15:26	Timeout media			
15:00	3 BONNER D 2pt FG from turnover outside the paint, jump shot blocked			
15:00				23 SMITH T block (1)
14:55				13 LIKEKELE I defensive rebound (4)
14:51				14 WILLIAMS B 3pt FG , jump shot missed
14:48	23 TCHAMWA TCHATCHOUA J defensive rebound (7)			
14:45	11 AKINJO J 3pt FG , jump shot missed			
14:42				23 SMITH T defensive rebound (5)
14:26		<b>27-41</b>	<b>-14</b>	20 BOONE K 3pt FG , jump shot made (8)
14:26				14 WILLIAMS B assist (5)
14:00	3 BONNER D foul drawn (1)			13 LIKEKELE I foul personal (1 - 3)
14:00	11 AKINJO J substitution out			
14:00	10 FLAGLER A substitution in			
14:00				14 WILLIAMS B substitution out
14:00				5 WALKER R substitution in
13:48	3 BONNER D 2pt FG outside the paint, jump shot missed			
13:44				defensive rebound (28)
13:26				13 LIKEKELE I 2pt FG outside the paint, jump shot missed
13:24	23 TCHAMWA TCHATCHOUA J defensive rebound (8)			
13:14	4 CRYER L 2pt FG outside the paint, jump shot made (8)	<b>29-41</b>	<b>-12</b>	
12:46				0 ANDERSON, III A 2pt FG outside the paint, jump shot missed
12:43				23 SMITH T offensive rebound (6)
12:41		<b>29-44</b>	<b>-15</b>	5 WALKER R 3pt FG second chance, jump shot made (3)
12:41				23 SMITH T assist (1)
12:20	jump ball situation			
12:20	10 FLAGLER A turnover lost ball (1)			23 SMITH T steal (1)
12:20	2 BROWN K substitution out			
12:20	0 THAMBA F substitution in			
12:20				0 ANDERSON, III A substitution out
12:20				1 THOMPSON B substitution in
11:58		<b>29-46</b>	<b>-17</b>	1 THOMPSON B 2pt FG from turnover in the paint, jump shot made (9)
11:58				23 SMITH T assist (2)
11:36	jump ball situation			



Oklahoma St. at Baylor

01/15/22 Ferrell Center, Waco  
2021-22 Men's Basketball

Game Time: 4:00 PM  
Game Duration: 2:06  
Attendance: 8,861

Officials: Ray Natili, Bret Smith, Chance Moore

Game Time	BAY	Score	Diff	OSU
11:36	Timeout media			
11:36	3 BONNER D substitution out			
11:36	23 TCHAMWA TCHATCHOUA J substitution out			
11:36	11 AKINJO J substitution in			
11:36	24 MAYER M substitution in			
11:27	24 MAYER M 3pt FG , jump shot missed			
11:23				23 SMITH T defensive rebound (7)
11:14	11 AKINJO J foul drawn (1)			23 SMITH T foul offensive (1 - 4)
11:14				23 SMITH T turnover offensive (1)
11:14				1 THOMPSON B substitution out
11:14				13 LIKEKELE I substitution out
11:14				12 MONCRIEFFE M substitution in
11:14				14 WILLIAMS B substitution in
10:55	24 MAYER M 3pt FG from turnover, jump shot made (11)	<b>32-46</b>	<b>-14</b>	
10:38				5 WALKER R 3pt FG , jump shot missed
10:34	defensive rebound (30)			
10:15	4 CRYER L 3pt FG , jump shot made (11)	<b>35-46</b>	<b>-11</b>	
10:07				Timeout 30 Sec
10:07	0 THAMBA F substitution out			
10:07	23 TCHAMWA TCHATCHOUA J substitution in			
10:07				12 MONCRIEFFE M substitution out
10:07				13 LIKEKELE I substitution in
09:56	4 CRYER L foul personal (1 - 2)			23 SMITH T foul drawn (1)
09:56				5 WALKER R substitution out
09:56				20 BOONE K substitution out
09:56				0 ANDERSON, III A substitution in
09:56				1 THOMPSON B substitution in
09:49	24 MAYER M foul shooting (2 - 3)			23 SMITH T foul drawn (2)
09:49				23 SMITH T free throw 1 - 2 missed
09:49				offensive dead ball rebound (1)
09:49	11 AKINJO J substitution out			
09:49	3 BONNER D substitution in			
09:49		<b>35-47</b>	<b>-12</b>	23 SMITH T free throw 2 - 2 made (3)
09:27	4 CRYER L 3pt FG , jump shot made (14)	<b>38-47</b>	<b>-9</b>	
09:27	10 FLAGLER A assist (2)			
09:01		<b>38-49</b>	<b>-11</b>	1 THOMPSON B 2pt FG outside the paint, jump shot made (11)
09:01				14 WILLIAMS B assist (6)
08:40	10 FLAGLER A 2pt FG outside the paint, jump shot missed			
08:38				23 SMITH T defensive rebound (8)
08:19				14 WILLIAMS B turnover travel (4)
08:19				23 SMITH T substitution out
08:19				33 CISSE M substitution in
07:59	4 CRYER L 2pt FG from turnover in the paint, layup missed			
07:56				14 WILLIAMS B defensive rebound (3)
07:48	24 MAYER M steal (1)			1 THOMPSON B turnover bad pass (1)
07:39	24 MAYER M foul drawn (3)			33 CISSE M foul personal (2 - 5)
07:39	Timeout media			
07:37	24 MAYER M 3pt FG from turnover, jump shot missed			
07:33				33 CISSE M defensive rebound (6)



**Oklahoma St. at Baylor**

01/15/22 Ferrell Center, Waco  
2021-22 Men's Basketball

**Game Time:** 4:00 PM  
**Game Duration:** 2:06  
**Attendance:** 8,861

**Officials:** Ray Natili, Bret Smith, Chance Moore

Game Time	BAY	Score	Diff	OSU
07:10	3 BONNER D foul drawn (2)			0 ANDERSON, III A foul offensive (3 - 6)
07:10				0 ANDERSON, III A turnover offensive (2)
06:42	24 MAYER M 2pt FG from turnover outside the paint, jump shot missed			
06:41				14 WILLIAMS B defensive rebound (4)
06:40	23 TCHAMWA TCHATCHOUA J foul personal (2 - 4)			14 WILLIAMS B foul drawn (2)
06:24				1 THOMPSON B 2pt FG outside the paint, jump shot missed
06:19	3 BONNER D defensive rebound (2)			
06:09	24 MAYER M 2pt FG in the paint, jump shot made (13)	<b>40-49</b>	<b>-9</b>	
05:47		<b>40-51</b>	<b>-11</b>	14 WILLIAMS B 2pt FG outside the paint, jump shot made (7)
05:29	4 CRYER L foul drawn (4)			14 WILLIAMS B foul personal (2 - 7)
05:29	24 MAYER M substitution out			
05:29	2 BROWN K substitution in			
05:29				14 WILLIAMS B substitution out
05:29				5 WALKER R substitution in
05:29	4 CRYER L 1&1 free throw 1 made (15)	<b>41-51</b>	<b>-10</b>	
05:29	4 CRYER L 1&1 free throw 2 made (16)	<b>42-51</b>	<b>-9</b>	
05:20	4 CRYER L steal (1)			33 CISSE M turnover lost ball (1)
05:16	10 FLAGLER A 3pt FG fast break from turnover, jump shot made (3)	<b>45-51</b>	<b>-6</b>	
05:16	4 CRYER L assist (2)			
04:51				13 LIKEKELE I 2pt FG outside the paint, jump shot missed
04:48	2 BROWN K defensive rebound (7)			
04:43	2 BROWN K turnover lost ball (4)			5 WALKER R steal (3)
04:19		<b>45-53</b>	<b>-8</b>	1 THOMPSON B 2pt FG from turnover outside the paint, jump shot made (13)
04:19				13 LIKEKELE I assist (2)
04:05	10 FLAGLER A 3pt FG , jump shot blocked			
04:05				13 LIKEKELE I block (1)
04:01	offensive rebound (33)			
04:01	2 BROWN K substitution out			
04:01	24 MAYER M substitution in			
04:01				33 CISSE M substitution out
04:01				23 SMITH T substitution in
03:57	10 FLAGLER A foul drawn (1)			0 ANDERSON, III A foul personal (4 - 8)
03:57				Timeout media
03:57				0 ANDERSON, III A substitution out
03:57				14 WILLIAMS B substitution in
03:57	10 FLAGLER A 1&1 free throw 1 made (4)	<b>46-53</b>	<b>-7</b>	
03:57	10 FLAGLER A 1&1 free throw 2 made (5)	<b>47-53</b>	<b>-6</b>	
03:28				14 WILLIAMS B 2pt FG outside the paint, jump shot missed
03:25	4 CRYER L defensive rebound (1)			
03:16	3 BONNER D foul drawn (3)			1 THOMPSON B foul personal (4 - 9)
03:16	3 BONNER D 1&1 free throw 1 missed			
03:15				13 LIKEKELE I defensive rebound (5)
02:58		<b>47-55</b>	<b>-8</b>	14 WILLIAMS B 2pt FG outside the paint, jump shot made (9)
02:48	4 CRYER L 3pt FG , jump shot missed			
02:46	3 BONNER D offensive rebound (3)			
02:45	3 BONNER D 2pt FG second chance in the paint, layup made (2)	<b>49-55</b>	<b>-6</b>	



**Oklahoma St. at Baylor**

01/15/22 Ferrell Center, Waco  
2021-22 Men's Basketball

**Game Time:** 4:00 PM  
**Game Duration:** 2:06  
**Attendance:** 8,861

**Officials:** Ray Natili, Bret Smith, Chance Moore

Game Time	BAY	Score	Diff	OSU
02:17				5 WALKER R 3pt FG , jump shot missed
02:14	24 MAYER M defensive rebound (5)			
02:08	24 MAYER M 3pt FG , jump shot made (16)	<b>52-55</b>	<b>-3</b>	
01:43				1 THOMPSON B 3pt FG , jump shot missed
01:39	10 FLAGLER A defensive rebound (1)			
01:21	4 CRYER L foul drawn (5)			13 LIKEKELE I foul personal (2 - 10)
01:21	4 CRYER L free throw 1 - 2 made (17)	<b>53-55</b>	<b>-2</b>	
01:21	24 MAYER M substitution out			
01:21	2 BROWN K substitution in			
01:21	4 CRYER L free throw 2 - 2 made (18)	<b>54-55</b>	<b>-1</b>	
01:21				5 WALKER R substitution out
01:21				20 BOONE K substitution in
01:11				Timeout 60 Sec
00:56	3 BONNER D foul personal (1 - 5)			1 THOMPSON B foul drawn (3)
00:41				14 WILLIAMS B 3pt FG , jump shot missed
00:34	3 BONNER D defensive rebound (4)			
00:34	Timeout 30 Sec			
00:34	2 BROWN K substitution out			
00:34	24 MAYER M substitution in			
00:34				20 BOONE K substitution out
00:34				5 WALKER R substitution in
00:34				1 THOMPSON B substitution out
00:34				20 BOONE K substitution in
00:29	10 FLAGLER A turnover lost ball (2)			
00:29	24 MAYER M substitution out			
00:29	2 BROWN K substitution in			
00:29				5 WALKER R substitution out
00:29				1 THOMPSON B substitution in
00:29				13 LIKEKELE I substitution out
00:29				5 WALKER R substitution in
00:29	2 BROWN K foul personal (1 - 6)			1 THOMPSON B foul drawn (4)
00:26	2 BROWN K foul personal (2 - 7)			1 THOMPSON B foul drawn (5)
00:26	2 BROWN K substitution out			
00:26	24 MAYER M substitution in			
00:26		<b>54-56</b>	<b>-2</b>	1 THOMPSON B 1&1 free throw 1 made (14)
00:26				20 BOONE K substitution out
00:26				13 LIKEKELE I substitution in
00:26		<b>54-57</b>	<b>-3</b>	1 THOMPSON B 1&1 free throw 2 made (15)
00:20	10 FLAGLER A turnover bad pass (3)			1 THOMPSON B steal (2)
00:16	3 BONNER D foul personal (2 - 8)			1 THOMPSON B foul drawn (6)
00:16		<b>54-58</b>	<b>-4</b>	1 THOMPSON B 1&1 free throw 1 made (16)
00:16		<b>54-59</b>	<b>-5</b>	1 THOMPSON B 1&1 free throw 2 made (17)
00:08	3 BONNER D 3pt FG , jump shot missed			
00:04				5 WALKER R defensive rebound (1)
00:01		<b>54-61</b>	<b>-7</b>	1 THOMPSON B 2pt FG fast break in the paint, dunk, made (19)
00:01				5 WALKER R assist (3)
<b>END OF GAME</b>				
<b>BAY 54-61 OSU</b>				



Oklahoma St. at Baylor

01/15/22 Ferrell Center, Waco  
2021-22 Men's Basketball

Game Time: 4:00 PM  
Game Duration: 2:06  
Attendance: 8,861

Officials: Ray Natili, Bret Smith, Chance Moore

Oklahoma St. - 27

NO.	Name	C/G	Min	FG			Rebounds			Fouls		TP	AS	TO	ST	Blocks		+/-
				M-A	M-A	M-A	OR	DR	TOT	PF	FD					BS	BA	
33	Moussa Cisse	C	07:44	1-2	0-0	0-0	1	3	4	1	0	2	0	1	0	0	0	-1
0	Avery Anderson, III	G	13:39	0-1	0-0	0-0	0	1	1	4	0	0	0	1	0	0	0	0
1	Bryce Thompson	G	14:23	4-8	0-2	4-4	0	0	0	1	5	12	0	1	1	0	0	0
13	Isaac Likekele	G	18:50	1-4	0-0	0-0	0	3	3	2	0	2	1	0	1	1	0	0
14	Bryce Williams	G	15:42	2-5	0-2	0-0	0	2	2	1	1	4	3	3	0	0	0	-5
20	Keylan Boone		07:32	1-1	1-1	0-0	0	0	0	0	0	3	0	0	0	0	0	-2
23	Tyreek Smith		12:16	0-0	0-0	1-2	1	3	4	1	2	1	2	1	1	1	0	-4
5	Rondel Walker		08:47	1-3	1-3	0-0	0	1	1	0	0	3	1	0	1	0	0	-7
12	Matthew-Alexander Moncrieffe		01:07	0-0	0-0	0-0	0	0	0	0	0	0	0	0	0	0	0	-6
Team							0	1	1			0		0				
<b>Totals</b>				10-24	2-8	5-6	2	14	16	10	8	27	7	7	4	2	0	-5

Shooting By Period		
2 <sup>nd</sup> FG%	10-24	41.7%
3PT%	2-8	25.0%
FT%	5-6	83.3%
GM FG%	10-24	41.7%
3PT%	2-8	25.0%
FT%	5-6	83.3%

Dead Ball Rebounds: 1, 0

Technical Fouls::NONE

Baylor - 32

NO.	Name	C/G	Min	FG			Rebounds			Fouls		TP	AS	TO	ST	Blocks		+/-
				M-A	M-A	M-A	OR	DR	TOT	PF	FD					BS	BA	
0	Flo Thamba	F	05:39	0-1	0-0	0-2	1	0	1	1	1	0	0	0	0	0	0	2
2	Kendall Brown	F	09:57	0-0	0-0	0-0	2	2	4	2	0	0	2	1	1	0	0	1
24	Matthew Mayer	F	11:36	4-7	2-4	0-0	0	1	1	1	1	10	0	0	1	0	0	6
10	Adam Flagler	G	17:26	1-5	1-2	2-2	0	1	1	0	1	5	1	3	0	0	1	5
11	James Akinjo	G	07:47	0-3	0-3	0-0	0	0	0	0	1	0	0	1	0	0	0	4
4	LJ Cryer		17:43	4-7	3-5	4-4	0	1	1	1	3	15	1	0	1	0	0	5
3	Dale Bonner		14:47	1-4	0-1	0-1	1	2	3	2	3	2	0	0	0	0	1	1
23	Jonathan Tchamwa Tchatchoua		15:05	0-0	0-0	0-0	0	2	2	1	0	0	0	0	0	0	0	1
Team							1	3	4			0		0				
<b>Totals</b>				10-27	6-15	6-9	5	12	17	8	10	32	4	5	3	0	2	5

Shooting By Period		
2 <sup>nd</sup> FG%	10-27	37.0%
3PT%	6-15	40.0%
FT%	6-9	66.7%
GM FG%	10-27	37.0%
3PT%	6-15	40.0%
FT%	6-9	66.7%

Dead Ball Rebounds: 1, 0

Technical Fouls::NONE

	OSU	BAY
Biggest lead	17 (2 <sup>nd</sup> 11:58)	0 (1 <sup>st</sup> 20:00)
Best Scoring Run	6(2 <sup>nd</sup> 0:01)	7(2 <sup>nd</sup> 1:21)
Lead Changes	0	
Times Tied	0	
Time with Lead	19:48	00:00

Points from	OSU	BAY
Turnovers	8	6
Paint	8	6
Second Chance	3	7
Fast Breaks	10	3
Bench	7	17

	Period by Period Scoring		
	1st	2nd	TOT
OSU	34	27	61
BAY	22	32	54



**Oklahoma St. at Baylor**

01/15/22 Ferrell Center, Waco  
2021-22 Men's Basketball

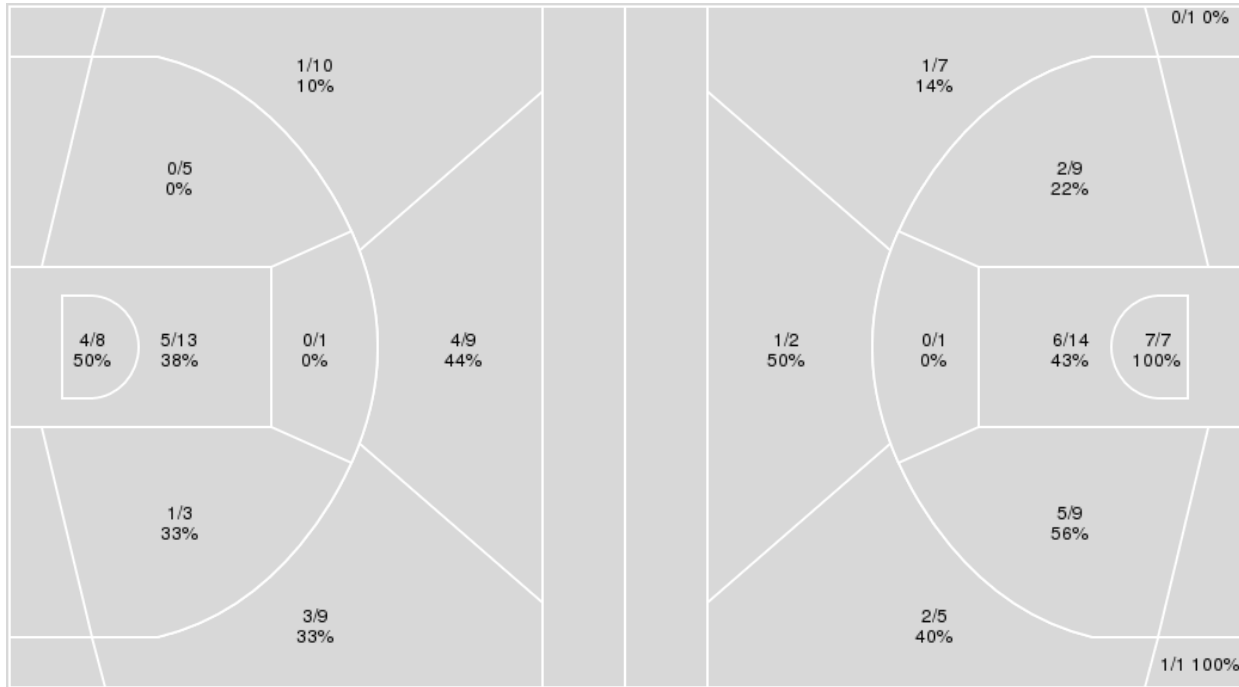
**Game Time:** 4:00 PM  
**Game Duration:** 2:06  
**Attendance:** 8,861

**Officials:** Ray Natili, Bret Smith, Chance Moore

{ Players => 0, 1, 2, 3, 4, 5, 10, 11, 14, 15, 20, 21, 23, 24, 32, 42; } FG { Players => All; } FG Types => All; Results => All;  
Types => All; Results => All;

**Baylor**

**Oklahoma St.**



Baylor	M/A	%
Field Goals	18/58	31
2 Points	10/30	33
3 Points	8/28	29
Free Throws	10/14	71

Oklahoma St.	M/A	%
Field Goals	25/56	45
2 Points	20/40	50
3 Points	5/16	31
Free Throws	6/8	75



**Oklahoma St. at Baylor**

01/15/22 Ferrell Center, Waco  
2021-22 Men's Basketball

**Game Time:** 4:00 PM  
**Game Duration:** 2:06  
**Attendance:** 8,861

**Officials:** Ray Natili, Bret Smith, Chance Moore

**Oklahoma St.**

No	Name	Mins		Score		Points Diff		Points per Min		Assists		Rebounds		Steals		Turnovers	
		On	Off	On	Off	On	Off	On	Off	On	Off	On	Off	On	Off	On	Off
0	Avery Anderson, III	27:24	12:36	43 - 36	18 - 18	7	0	1.57	1.43	12	4	27	9	6	3	8	2
1	Bryce Thompson	24:57	15:03	45 - 33	16 - 21	12	-5	1.80	1.06	12	4	22	14	6	3	6	4
5	Rondel Walker	18:13	21:47	25 - 32	36 - 22	-7	14	1.37	1.65	6	10	15	21	5	4	5	5
12	Matthew-Alexander Moncrieffe	10:26	29:34	14 - 13	47 - 41	1	6	1.34	1.59	4	12	12	24	2	7	2	8
13	Isaac Likekele	35:32	04:28	54 - 43	7 - 11	11	-4	1.52	1.57	14	2	31	5	9	0	9	1
14	Bryce Williams	28:20	11:40	39 - 44	22 - 10	-5	12	1.38	1.89	8	8	25	11	3	6	7	3
20	Keylan Boone	15:08	24:52	24 - 15	37 - 39	9	-2	1.59	1.49	8	8	12	24	5	4	3	7
23	Tyreek Smith	21:53	18:07	36 - 27	25 - 27	9	-2	1.65	1.38	10	6	19	17	6	3	4	6
33	Moussa Cisse	18:07	21:53	25 - 27	36 - 27	-2	9	1.38	1.65	6	10	17	19	3	6	6	4

**Baylor**

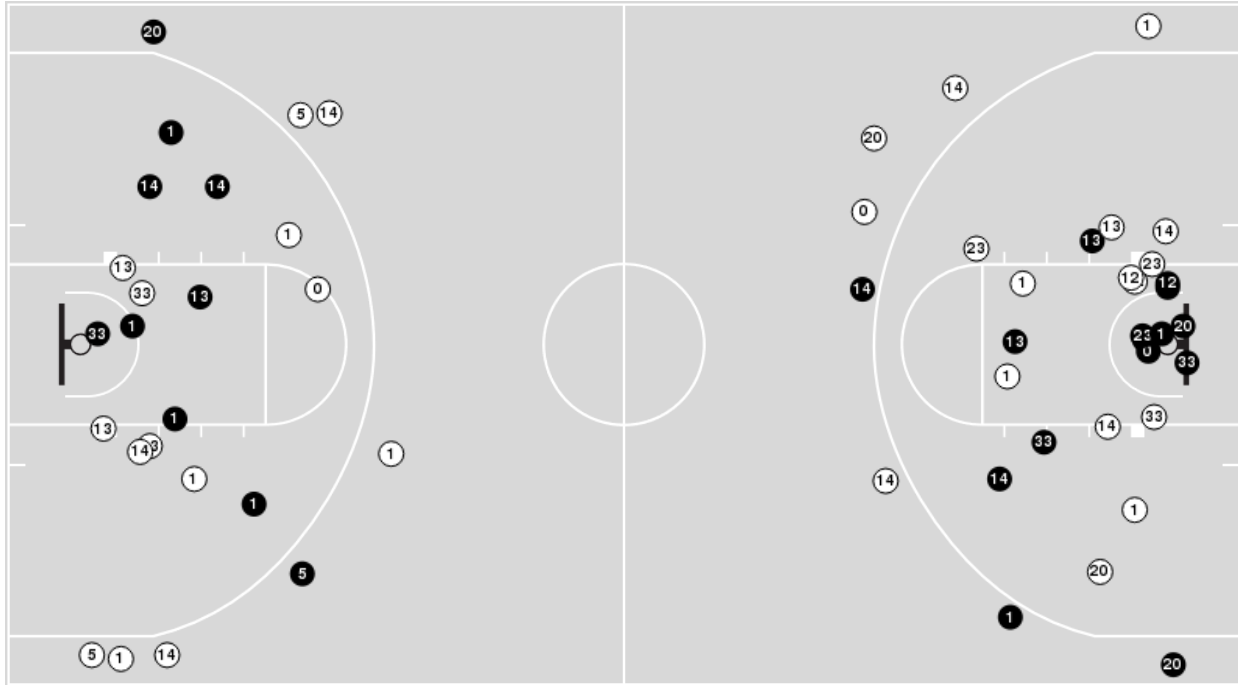
No	Name	Mins		Score		Points Diff		Points per Min		Assists		Rebounds		Steals		Turnovers	
		On	Off	On	Off	On	Off	On	Off	On	Off	On	Off	On	Off	On	Off
0	Flo Thamba	20:35	19:25	27 - 34	27 - 27	-7	0	1.31	1.39	6	4	21	17	2	2	5	6
2	Kendall Brown	23:22	16:38	28 - 35	26 - 26	-7	0	1.20	1.56	7	3	22	16	3	1	8	3
3	Dale Bonner	16:52	23:08	27 - 27	27 - 34	0	-7	1.60	1.17	4	6	14	24	2	2	4	7
4	LJ Cryer	31:35	08:25	45 - 46	9 - 15	-1	-6	1.42	1.07	8	2	29	9	3	1	10	1
10	Adam Flagler	30:37	09:23	40 - 47	14 - 14	-7	0	1.31	1.49	5	5	29	9	3	1	7	4
11	James Akinjo	22:45	17:15	28 - 33	26 - 28	-5	-2	1.23	1.51	7	3	23	15	2	2	6	5
23	Jonathan Tchamwa Tchatchoua	28:21	11:39	40 - 40	14 - 21	0	-7	1.41	1.20	8	2	29	9	2	2	7	4
24	Matthew Mayer	25:53	14:07	35 - 43	19 - 18	-8	1	1.35	1.35	5	5	23	15	3	1	8	3



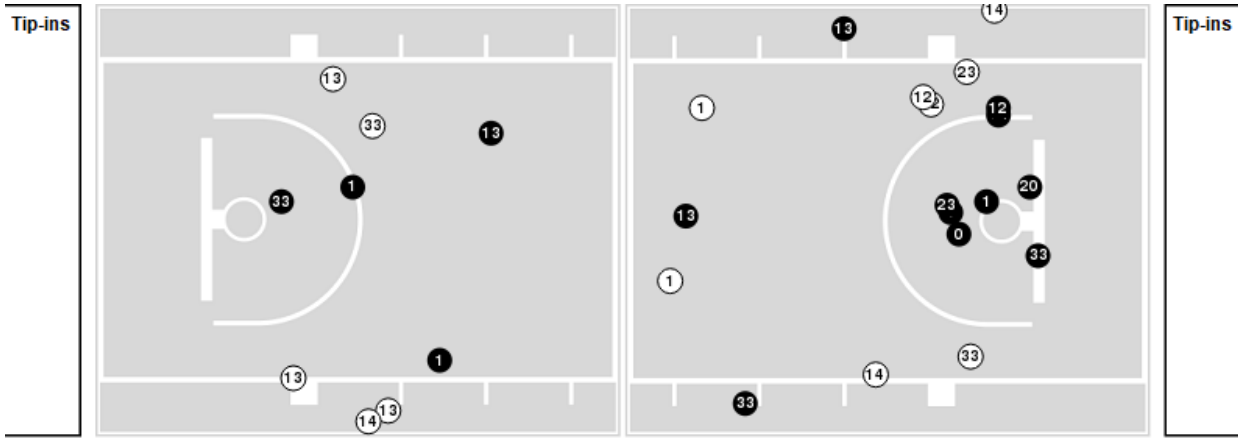


Players => AllFG Types=>AllResults=>All  
**Oklahoma St.**

**All Field Goals**



**Blow Up Chart**



● Made    ○ Missed    N - Player Number

Oklahoma St.	M/A	%
Field Goals	25/56	45
2 Points	20/40	50
3 Points	5/16	31
Free Throws	6/8	75

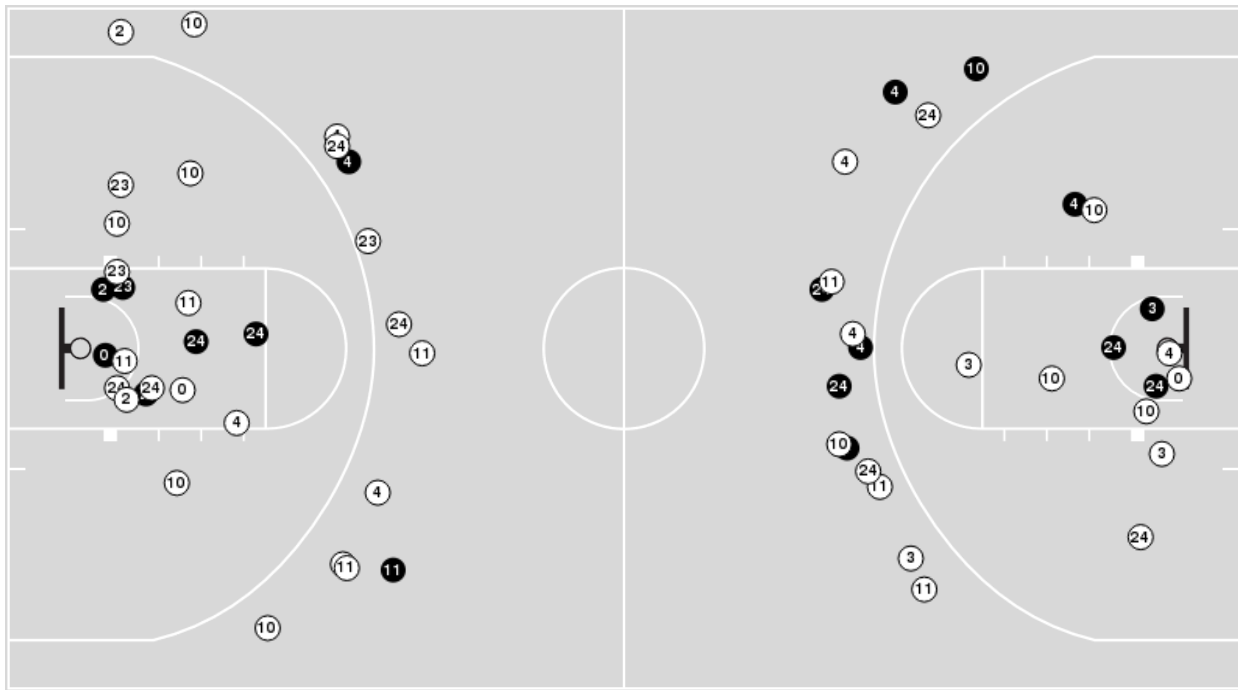
Oklahoma St.	M/A	%
Points in the Paint	26 (13 / 21)	62
Fast Break Points	21 (12/12)	100
Second Chance Points	7 (3/5)	60
Effective FG%	49	



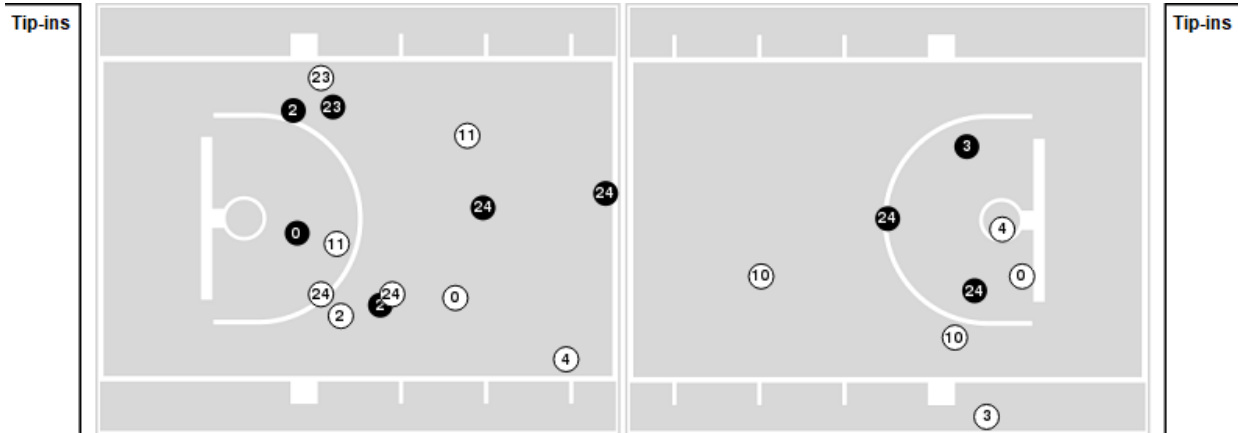
Players => 0, 1, 2, 3, 4, 5, 10, 11, 14, 15, 20, 21, 23, 24, 32, 42FG Types=>AllResults=>All

**Baylor**

**All Field Goals**



**Blow Up Chart**



● Made ○ Missed N - Player Number

Baylor	M/A	%
Field Goals	18/58	31
2 Points	10/30	33
3 Points	8/28	29
Free Throws	10/14	71

Baylor	M/A	%
Points in the Paint	18 (9 / 21)	43
Fast Break Points	7 (3/3)	100
Second Chance Points	14 (8/13)	62
Effective FG%	38	



Oklahoma St. at Baylor

01/15/22 Ferrell Center, Waco  
2021-22 Men's Basketball

Game Time: 4:00 PM  
Game Duration: 2:06  
Attendance: 8,861

Officials: Ray Natili, Bret Smith, Chance Moore

Oklahoma St.

Lineup	Quarter On	Time On	Quarter Off	Time Off	Time on Court	Score	Score Diff	Reb	Stl	Tov	Ass	PPP
0- Anderson, III A/ 1- Thompson B/ 13- Likekele I/ 14- Williams B/ 33- Cisse M/	1	20:00	1	16:47	03:13	6-4	2	3	0	0	0	1.2295
0- Anderson, III A/ 1- Thompson B/ 13- Likekele I/ 20- Boone K/ 23- Smith T/	1	16:47	1	13:46	03:01	9-1	8	4	2	0	3	1.5000
5- Walker R/ 13- Likekele I/ 14- Williams B/ 20- Boone K/ 23- Smith T/	1	13:46	1	13:11	00:35	0-1	-1	0	0	0	0	0.0000
5- Walker R/ 12- Moncrieffe M/ 13- Likekele I/ 14- Williams B/ 23- Smith T/	1	13:11	1	11:31	01:40	2-0	2	3	0	0	0	0.6667
0- Anderson, III A/ 1- Thompson B/ 12- Moncrieffe M/ 14- Williams B/ 33- Cisse M/	1	11:31	1	09:26	02:05	4-3	1	3	0	0	2	1.3333
0- Anderson, III A/ 5- Walker R/ 12- Moncrieffe M/ 14- Williams B/ 33- Cisse M/	1	09:26	1	08:13	01:13	2-2	0	2	0	1	0	1.0000
5- Walker R/ 12- Moncrieffe M/ 13- Likekele I/ 20- Boone K/ 23- Smith T/	1	08:13	1	04:13	04:00	6-2	4	3	2	1	2	1.0000
0- Anderson, III A/ 1- Thompson B/ 13- Likekele I/ 14- Williams B/ 33- Cisse M/	1	04:13	1	01:58	02:15	5-4	1	0	1	0	2	1.2500
0- Anderson, III A/ 5- Walker R/ 13- Likekele I/ 14- Williams B/ 33- Cisse M/	1	01:58	1	00:20	01:37	0-5	-5	1	0	1	0	0.0000
0- Anderson, III A/ 5- Walker R/ 12- Moncrieffe M/ 13- Likekele I/ 23- Smith T/	1	00:20	2	20:00	00:21	0-0	0	1	0	0	0	0.0000
0- Anderson, III A/ 1- Thompson B/ 13- Likekele I/ 14- Williams B/ 33- Cisse M/	2	20:00	2	16:34	03:26	4-2	2	5	1	1	1	0.8000
0- Anderson, III A/ 13- Likekele I/ 14- Williams B/ 20- Boone K/ 23- Smith T/	2	16:34	2	14:00	02:34	3-3	0	2	0	1	1	0.7500
0- Anderson, III A/ 5- Walker R/ 13- Likekele I/ 20- Boone K/ 23- Smith T/	2	14:00	2	12:20	01:40	3-2	1	2	1	0	1	1.5000
1- Thompson B/ 5- Walker R/ 13- Likekele I/ 20- Boone K/ 23- Smith T/	2	12:20	2	11:14	01:06	2-0	2	1	0	1	1	1.0000
5- Walker R/ 12- Moncrieffe M/ 14- Williams B/ 20- Boone K/ 23- Smith T/	2	11:14	2	10:07	01:07	0-6	-6	0	0	0	0	0.0000
5- Walker R/ 13- Likekele I/ 14- Williams B/ 20- Boone K/ 23- Smith T/	2	10:07	2	09:56	00:11	0-0	0	0	0	0	0	0.0000
0- Anderson, III A/ 1- Thompson B/ 13- Likekele I/ 14- Williams B/ 23- Smith T/	2	09:56	2	08:19	01:37	3-3	0	1	0	1	1	1.0417
0- Anderson, III A/ 1- Thompson B/ 13- Likekele I/ 14- Williams B/ 33- Cisse M/	2	08:19	2	05:29	02:50	2-2	0	3	0	2	0	0.5000
0- Anderson, III A/ 1- Thompson B/ 5- Walker R/ 13- Likekele I/ 33- Cisse M/	2	05:29	2	04:01	01:28	2-5	-3	0	1	1	1	0.6667
0- Anderson, III A/ 1- Thompson B/ 5- Walker R/ 13- Likekele I/ 23- Smith T/	2	04:01	2	03:57	00:04	0-0	0	0	0	0	0	0.0000
1- Thompson B/ 5- Walker R/ 13- Likekele I/ 14- Williams B/ 23- Smith T/	2	03:57	2	01:21	02:36	2-9	-7	1	0	0	0	0.5000
1- Thompson B/ 13- Likekele I/ 14- Williams B/ 20- Boone K/ 23- Smith T/	2	01:21	2	00:34	00:46	0-0	0	0	0	0	0	0.0000
1- Thompson B/ 5- Walker R/ 13- Likekele I/ 14- Williams B/ 23- Smith T/	2	00:34	2	00:34	00:00	0-0	0	0	0	0	0	0.0000
5- Walker R/ 13- Likekele I/ 14- Williams B/ 20- Boone K/ 23- Smith T/	2	00:34	2	00:29	00:05	0-0	0	0	0	0	0	0.0000
1- Thompson B/ 13- Likekele I/ 14- Williams B/ 20- Boone K/ 23- Smith T/	2	00:29	2	00:29	00:00	0-0	0	0	0	0	0	0.0000
1- Thompson B/ 5- Walker R/ 14- Williams B/ 20- Boone K/ 23- Smith T/	2	00:29	2	00:26	00:03	1-0	1	0	0	0	0	2.2727
1- Thompson B/ 5- Walker R/ 13- Likekele I/ 14- Williams B/ 23- Smith T/	2	00:26	2	00:00	00:27	5-0	5	1	1	0	1	2.1552



Oklahoma St. at Baylor

01/15/22 Ferrell Center, Waco  
2021-22 Men's Basketball

Game Time: 4:00 PM  
Game Duration: 2:06  
Attendance: 8,861

Officials: Ray Natili, Bret Smith, Chance Moore

Baylor

Lineup	Quarter On	Time On	Quarter Off	Time Off	Time on Court	Score	Score Diff	Reb	Stl	Tov	Ass	PPP
0- Thamba F/ 2- Brown K/ 10- Flagler A/ 11- Akinjo J/ 24- Mayer M/	1	20:00	1	16:08	03:52	4-11	-7	4	0	1	0	0.6667
2- Brown K/ 4- Cryer L/ 10- Flagler A/ 23- Tchamwa Tchatchoua J/ 24- Mayer M/	1	16:08	1	13:46	02:22	1-4	-3	3	0	1	0	0.2049
0- Thamba F/ 2- Brown K/ 10- Flagler A/ 23- Tchamwa Tchatchoua J/ 24- Mayer M/	1	13:46	1	13:46	00:00	1-0	1	0	0	0	0	2.2727
0- Thamba F/ 4- Cryer L/ 10- Flagler A/ 23- Tchamwa Tchatchoua J/ 24- Mayer M/	1	13:46	1	13:11	00:35	0-0	0	1	0	0	0	0.0000
0- Thamba F/ 4- Cryer L/ 10- Flagler A/ 11- Akinjo J/ 23- Tchamwa Tchatchoua J/	1	13:11	1	11:31	01:40	0-2	-2	3	0	0	0	0.0000
0- Thamba F/ 3- Bonner D/ 4- Cryer L/ 10- Flagler A/ 23- Tchamwa Tchatchoua J/	1	11:31	1	09:26	02:05	3-4	-1	2	0	0	1	1.0000
0- Thamba F/ 2- Brown K/ 4- Cryer L/ 11- Akinjo J/ 24- Mayer M/	1	09:26	1	06:55	02:31	2-6	-4	0	1	2	1	0.5000
2- Brown K/ 4- Cryer L/ 11- Akinjo J/ 23- Tchamwa Tchatchoua J/ 24- Mayer M/	1	06:55	1	06:29	00:26	0-0	0	0	0	1	0	0.0000
2- Brown K/ 10- Flagler A/ 11- Akinjo J/ 23- Tchamwa Tchatchoua J/ 24- Mayer M/	1	06:29	1	04:13	02:16	2-2	0	2	0	0	1	0.5000
0- Thamba F/ 4- Cryer L/ 11- Akinjo J/ 23- Tchamwa Tchatchoua J/ 24- Mayer M/	1	04:13	1	01:58	02:15	4-5	-1	4	0	1	1	1.3889
0- Thamba F/ 2- Brown K/ 4- Cryer L/ 11- Akinjo J/ 23- Tchamwa Tchatchoua J/	1	01:58	1	00:20	01:37	5-0	5	2	0	0	2	1.6667
0- Thamba F/ 2- Brown K/ 4- Cryer L/ 10- Flagler A/ 11- Akinjo J/	1	00:20	2	20:00	00:21	0-0	0	0	0	0	0	0.0000
0- Thamba F/ 2- Brown K/ 10- Flagler A/ 11- Akinjo J/ 24- Mayer M/	2	20:00	2	17:43	02:17	2-2	0	3	1	0	1	0.6944
0- Thamba F/ 2- Brown K/ 4- Cryer L/ 10- Flagler A/ 11- Akinjo J/	2	17:43	2	16:34	01:09	0-2	-2	1	0	1	0	0.0000
2- Brown K/ 3- Bonner D/ 4- Cryer L/ 11- Akinjo J/ 23- Tchamwa Tchatchoua J/	2	16:34	2	14:00	02:34	3-3	0	3	0	0	1	1.0000
2- Brown K/ 3- Bonner D/ 4- Cryer L/ 10- Flagler A/ 23- Tchamwa Tchatchoua J/	2	14:00	2	12:20	01:40	2-3	-1	1	0	1	0	0.6667
0- Thamba F/ 3- Bonner D/ 4- Cryer L/ 10- Flagler A/ 23- Tchamwa Tchatchoua J/	2	12:20	2	11:36	00:44	0-2	-2	0	0	0	0	0.0000
0- Thamba F/ 4- Cryer L/ 10- Flagler A/ 11- Akinjo J/ 24- Mayer M/	2	11:36	2	10:07	01:29	6-0	6	1	0	0	0	2.0000
4- Cryer L/ 10- Flagler A/ 11- Akinjo J/ 23- Tchamwa Tchatchoua J/ 24- Mayer M/	2	10:07	2	09:49	00:18	0-0	0	0	0	0	0	0.0000
3- Bonner D/ 4- Cryer L/ 10- Flagler A/ 23- Tchamwa Tchatchoua J/ 24- Mayer M/	2	09:49	2	05:29	04:20	5-5	0	1	1	0	1	0.8333
2- Brown K/ 3- Bonner D/ 4- Cryer L/ 10- Flagler A/ 23- Tchamwa Tchatchoua J/	2	05:29	2	04:01	01:28	5-2	3	2	1	1	1	1.7361
3- Bonner D/ 4- Cryer L/ 10- Flagler A/ 23- Tchamwa Tchatchoua J/ 24- Mayer M/	2	04:01	2	01:21	02:40	8-2	6	4	0	0	0	2.1277
2- Brown K/ 3- Bonner D/ 4- Cryer L/ 10- Flagler A/ 23- Tchamwa Tchatchoua J/	2	01:21	2	00:34	00:46	1-0	1	1	0	0	0	2.2727
3- Bonner D/ 4- Cryer L/ 10- Flagler A/ 23- Tchamwa Tchatchoua J/ 24- Mayer M/	2	00:34	2	00:29	00:05	0-0	0	0	0	1	0	0.0000
2- Brown K/ 3- Bonner D/ 4- Cryer L/ 10- Flagler A/ 23- Tchamwa Tchatchoua J/	2	00:29	2	00:26	00:03	0-0	0	0	0	0	0	0.0000
3- Bonner D/ 4- Cryer L/ 10- Flagler A/ 23- Tchamwa Tchatchoua J/ 24- Mayer M/	2	00:26	2	00:00	00:27	0-6	-6	0	0	1	0	0.0000



**Oklahoma St. at Baylor**

01/15/22 Ferrell Center, Waco  
2021-22 Men's Basketball

**Game Time:** 4:00 PM  
**Game Duration:** 2:06  
**Attendance:** 8,861

**Officials:** Ray Natili, Bret Smith, Chance Moore

**Oklahoma St.**

Lineup	Time	Score	Score Diff	Pts/Min	Reb	Stl	Tov	Ass	PPP
0- Anderson, III A/ 1- Thompson B/ 13- Likekele I/ 14- Williams B/ 33- Cisse M/	11:44	17-12	5	1.4489	11	2	3	3	0.9508
5- Walker R/ 12- Moncrieffe M/ 13- Likekele I/ 20- Boone K/ 23- Smith T/	04:00	6-2	4	1.5000	3	2	1	2	1.0000
1- Thompson B/ 5- Walker R/ 13- Likekele I/ 14- Williams B/ 23- Smith T/	03:03	7-9	-2	2.2951	2	1	0	1	1.1076
0- Anderson, III A/ 1- Thompson B/ 13- Likekele I/ 20- Boone K/ 23- Smith T/	03:01	9-1	8	2.9834	4	2	0	3	1.5000
0- Anderson, III A/ 13- Likekele I/ 14- Williams B/ 20- Boone K/ 23- Smith T/	02:34	3-3	0	1.1688	2	0	1	1	0.7500
0- Anderson, III A/ 1- Thompson B/ 12- Moncrieffe M/ 14- Williams B/ 33- Cisse M/	02:05	4-3	1	1.9200	3	0	0	2	1.3333
5- Walker R/ 12- Moncrieffe M/ 13- Likekele I/ 14- Williams B/ 23- Smith T/	01:40	2-0	2	1.2000	3	0	0	0	0.6667
0- Anderson, III A/ 5- Walker R/ 13- Likekele I/ 20- Boone K/ 23- Smith T/	01:40	3-2	1	1.8000	2	1	0	1	1.5000
0- Anderson, III A/ 5- Walker R/ 13- Likekele I/ 14- Williams B/ 33- Cisse M/	01:37	0-5	-5	0.0000	1	0	1	0	0.0000
0- Anderson, III A/ 1- Thompson B/ 13- Likekele I/ 14- Williams B/ 23- Smith T/	01:37	3-3	0	1.8557	1	0	1	1	1.0417
0- Anderson, III A/ 1- Thompson B/ 5- Walker R/ 13- Likekele I/ 33- Cisse M/	01:28	2-5	-3	1.3636	0	1	1	1	0.6667
0- Anderson, III A/ 5- Walker R/ 12- Moncrieffe M/ 14- Williams B/ 33- Cisse M/	01:13	2-2	0	1.6438	2	0	1	0	1.0000
5- Walker R/ 12- Moncrieffe M/ 14- Williams B/ 20- Boone K/ 23- Smith T/	01:07	0-6	-6	0.0000	0	0	0	0	0.0000
1- Thompson B/ 5- Walker R/ 13- Likekele I/ 20- Boone K/ 23- Smith T/	01:06	2-0	2	1.8182	1	0	1	1	1.0000
5- Walker R/ 13- Likekele I/ 14- Williams B/ 20- Boone K/ 23- Smith T/	00:51	0-1	-1	0.0000	0	0	0	0	0.0000
1- Thompson B/ 13- Likekele I/ 14- Williams B/ 20- Boone K/ 23- Smith T/	00:46	0-0	0	0.0000	0	0	0	0	0.0000
0- Anderson, III A/ 5- Walker R/ 12- Moncrieffe M/ 13- Likekele I/ 23- Smith T/	00:21	0-0	0	0.0000	1	0	0	0	0.0000
0- Anderson, III A/ 1- Thompson B/ 5- Walker R/ 13- Likekele I/ 23- Smith T/	00:04	0-0	0	0.0000	0	0	0	0	0.0000
1- Thompson B/ 5- Walker R/ 14- Williams B/ 20- Boone K/ 23- Smith T/	00:03	1-0	1	20.0000	0	0	0	0	2.2727



**Oklahoma St. at Baylor**

01/15/22 Ferrell Center, Waco  
2021-22 Men's Basketball

**Game Time:** 4:00 PM  
**Game Duration:** 2:06  
**Attendance:** 8,861

**Officials:** Ray Natili, Bret Smith, Chance Moore

**Baylor**

Lineup	Time	Score	Score Diff	Pts/Min	Reb	Stl	Tov	Ass	PPP
3- Bonner D/ 4- Cryer L/ 10- Flagler A/ 23- Tchamwa Tchatchoua J/ 24- Mayer M/	07:32	13-13	0	1.7257	5	1	2	1	1.0188
0- Thamba F/ 2- Brown K/ 10- Flagler A/ 11- Akinjo J/ 24- Mayer M/	06:09	6-13	-7	0.9756	7	1	1	1	0.6757
2- Brown K/ 3- Bonner D/ 4- Cryer L/ 10- Flagler A/ 23- Tchamwa Tchatchoua J/	03:57	8-5	3	2.0253	4	1	2	1	1.2658
0- Thamba F/ 3- Bonner D/ 4- Cryer L/ 10- Flagler A/ 23- Tchamwa Tchatchoua J/	02:49	3-6	-3	1.0651	2	0	0	1	1.0000
2- Brown K/ 3- Bonner D/ 4- Cryer L/ 11- Akinjo J/ 23- Tchamwa Tchatchoua J/	02:34	3-3	0	1.1688	3	0	0	1	1.0000
0- Thamba F/ 2- Brown K/ 4- Cryer L/ 11- Akinjo J/ 24- Mayer M/	02:31	2-6	-4	0.7947	0	1	2	1	0.5000
2- Brown K/ 4- Cryer L/ 10- Flagler A/ 23- Tchamwa Tchatchoua J/ 24- Mayer M/	02:22	1-4	-3	0.4225	3	0	1	0	0.2049
2- Brown K/ 10- Flagler A/ 11- Akinjo J/ 23- Tchamwa Tchatchoua J/ 24- Mayer M/	02:16	2-2	0	0.8824	2	0	0	1	0.5000
0- Thamba F/ 4- Cryer L/ 11- Akinjo J/ 23- Tchamwa Tchatchoua J/ 24- Mayer M/	02:15	4-5	-1	1.7778	4	0	1	1	1.3889
0- Thamba F/ 4- Cryer L/ 10- Flagler A/ 11- Akinjo J/ 23- Tchamwa Tchatchoua J/	01:40	0-2	-2	0.0000	3	0	0	0	0.0000
0- Thamba F/ 2- Brown K/ 4- Cryer L/ 11- Akinjo J/ 23- Tchamwa Tchatchoua J/	01:37	5-0	5	3.0928	2	0	0	2	1.6667
0- Thamba F/ 2- Brown K/ 4- Cryer L/ 10- Flagler A/ 11- Akinjo J/	01:30	0-2	-2	0.0000	1	0	1	0	0.0000
0- Thamba F/ 4- Cryer L/ 10- Flagler A/ 11- Akinjo J/ 24- Mayer M/	01:29	6-0	6	4.0449	1	0	0	0	2.0000
0- Thamba F/ 4- Cryer L/ 10- Flagler A/ 23- Tchamwa Tchatchoua J/ 24- Mayer M/	00:35	0-0	0	0.0000	1	0	0	0	0.0000
2- Brown K/ 4- Cryer L/ 11- Akinjo J/ 23- Tchamwa Tchatchoua J/ 24- Mayer M/	00:26	0-0	0	0.0000	0	0	1	0	0.0000
4- Cryer L/ 10- Flagler A/ 11- Akinjo J/ 23- Tchamwa Tchatchoua J/ 24- Mayer M/	00:18	0-0	0	0.0000	0	0	0	0	0.0000
0- Thamba F/ 2- Brown K/ 10- Flagler A/ 23- Tchamwa Tchatchoua J/ 24- Mayer M/	00:00	1-0	1	∞	0	0	0	0	2.2727