



BAYLOR

MEN'S BASKETBALL



BIG 12 CONFERENCE

GAME 17

1/1 **BAYLOR** (15-1, 3-1 Big 12) vs. NR **OKLAHOMA STATE** (8-7, 1-3 Big 12)



Jan. 15, 2022 • 4:00 p.m. CT • Watch: ESPN and ESPN App • Listen: ESPN Central Texas & TuneIn App
Waco, Texas • Ferrell Center (10,284) • Social Media: @BaylorMBB | #SicEm | #CultureofJOY

MEDIA INFORMATION

TV: ESPN and ESPN App

Talent: Rich Hollenberg (pxp), Fran Fraschilla (analyst)

BU Radio: Learfield / 1660 AM in Central Texas

Talent: John Morris (pxp), Pat Nunley (analyst)

Satellite Radio: Sirius 137, XM 199, Internet 953

Social Media: @BaylorMBB | #SicEm | #CultureofJOY

All-Time Series Baylor is 33-56

Waco Baylor is 21-17

Stillwater Baylor is 11-26

Neutral Baylor is 1-13

Drew Era Baylor is 21-17

First Meeting 1917-18 – OSU 24-20 (Waco)

Last Season 1/23/21 – BU 81-65 (Stillwater)

3/4/21 – BU 81-70 (Waco)

3/12/21 – OSU 83-74 (Kansas City)

2021-22 SCHEDULE & RESULTS

DATE	BU	OPP	OPPONENT	TV	TIME/SCORE
N12	8/8	—	INCARNATE WORD	ESPN+	W, 87-60
N15	9/8	—	NICHOLLS STATE	ESPN+	W, 89-60
N17	9/8	—	CENTRAL ARKANSAS	ESPN+	W, 92-47
N20	9/8	—	STANFORD	ESPN+	W, 86-48
N24	6/5	—	vs. Arizona State ¹	ESPN2	W, 75-63
N25	6/5	—	vs. VCU ¹	ESPN	W, 69-61
N26	6/5	rv/rv	vs. Michigan State ¹	ESPN	W, 75-58

D4	4/4	—	ARKANSAS-PINE BLUFF	ESPN+	W, 99-54
D12	2/2	6/6	VILLANOVA ²	ABC	W, 57-36
D18	1/1	—	at Oregon	ESPN2	W, 78-70
D20	1/1	—	ALCORN STATE	ESPN+	W, 94-57
D28	1/1	—	NORTHWESTERN STATE	ESPN+	W, 104-68

J1	1/1	8/8	• at Iowa State	ESPNU	W, 77-72
J4	1/1	rv/rv	• OKLAHOMA	ESPN2	W, 84-74
J8	1/1	—	• at TCU	ESPN+	W, 76-64
J11	1/1	19/19	• TEXAS TECH	ESPN2	L, 62-65
J15	1/1	—	• OKLAHOMA STATE	ESPN	4 pm
J18	—	—	• at West Virginia	ESPN2	4 pm
J22	—	—	• at Oklahoma	ESPN+	2 pm
J25	—	—	• KANSAS STATE	ESPN+	7 pm
J29	—	—	at Alabama ³	ESPN/2	3 pm
J31	—	—	• WEST VIRGINIA	ESPN	8 pm

F5	—	—	• at Kansas	ESPN	3 pm
F9	—	—	• at Kansas State	ESPN+	7 pm
F12	—	—	• TEXAS	ESPN/2	11 am
F16	—	—	• at Texas Tech	ESPN2/U	8 pm
F19	—	—	• TCU	ESPN/2/U	1 pm
F21	—	—	• at Oklahoma State	ESPN/2	8 pm
F26	—	—	• KANSAS	ESPN	7 pm
F28	—	—	• at Texas	ESPN	8 pm

M5	—	—	• IOWA STATE	ESPN2	5 pm
M9-12	—	—	Big 12 Championship ⁴	TBD	TBD

SCHEDULE KEY

1 – Bad Boy Mowers Battle 4 Atlantis (Paradise Island, Bahamas)

2 – Big East-Big 12 Battle at Ferrell Center (Waco, Texas)

3 – Big 12/SEC Challenge at Coleman Coliseum (Tuscaloosa, Ala.)

4 – Big 12 Championship at T-Mobile Center (Kansas City)

Rankings: AP/Coaches at time of game; All times Central

BAYLOR ATHLETICS COMMUNICATIONS

DAVID KAYE

Assistant AD

254-709-5147 • David_Kaye@baylor.edu

STORY LINES

- No. 1 Baylor looks to begin a new winning streak when it hosts Oklahoma State at 4 pm CT Saturday.
- Baylor is 11-2 vs. Oklahoma State since 2016 and 16-6 vs. the Cowboys since 2012.
- Baylor is 13-2 at home against Oklahoma State since 2007, when BU snapped a 1-18 skid vs. OSU.
- BU is 30-0 vs. unranked teams over the last 2 seasons (+24.7 avg margin) with all wins by 5+ points.
- BU is 20-1 in home games over the last 2 seasons, with an average scoring margin of +26.3.
- Baylor is 34-2 at home over the last 3 seasons, with both losses by 3 points against ranked teams.
- BU had the 3rd-longest winning streak in Big 12 history (21) snapped in Tuesday's loss to Texas Tech.
- BU went 305 days between losses, the longest in program history (March 12, 2021 – Jan. 11, 2022).
- Despite Tuesday's loss, Baylor remains No. 1 in NCAA NET rankings and is No. 2 in KenPom rankings.
- Baylor's 31-5 Big 12 conference record over the last 3 seasons is the best of any Power-5 team.
- Baylor has been No. 1 ranked in 4 of the last 6 seasons (Gonzaga, Duke and Kansas are only others).
- Saturday is Baylor's 23rd all-time game as a No. 1-ranked team – BU is 19-3 while ranked No. 1.
- For a second-straight season, Baylor was one of the nation's final two undefeated teams.
- Baylor's 43-3 record over the last two seasons is the nation's best, and the Bears' 69-7 record over the last three seasons is 2nd-best nationally, trailing only Gonzaga (74-5).
- Baylor's bench has out-scored the opponents' bench in 13 of 16 games and by an average of 29-20.
- BU is allowing only 6.6 second-chance points per game, while scoring 12.7 second-chance points.
- Baylor is averaging 10 more field goal attempts per game than its opponents (BU 64, OPP 54).
- Baylor is the nation's only team ranked top-25 in scoring offense (19th) and scoring defense (20th).
- Baylor ranks top-20 nationally in scoring margin (3rd, +21.7), assists (10th, 18.1), steals (12th, 9.9), rebounding margin (12th, +9.0), turnovers forced (13th, 18.0), turnover margin (15th, +5.1), field goal percentage (17th, .491) and offensive rebound percentage (7th, 39.0).
- BU's defense has forced 10+ turnovers in 24-straight games, including 12+ in all 16 games this season.
- BU's 47-straight weeks ranked in the AP Top 25 is the nation's 3rd-longest behind Gonzaga and Villanova.
- Baylor is on a school-record streak of 39-straight weeks top-10 ranked (top-5 ranked in 36 of those).
- Baylor has been ranked in all 25 spots in the AP Top 25 at some point in the last 7 years.
- Baylor has built leads of 11+ points in all 22 games since the start of the 2021 NCAA Tournament.
- BU has led by at least 4 points in all 76 games since the start of the 2019-20 season and built a double-digit lead in 67 of those games, including 43 of 46 games since the start of last season.
- Adam Flagler (Player of the Week) and James Akinjo (Newcomer of the Week) swept this week's Big 12 awards. It's the 7th time Baylor players have won both awards in the same week.
- BU has defeated 3 currently top-15 ranked teams this season – No. 10 Michigan State (75-58 in Battle 4 Atlantis title game), No. 14 Villanova (57-36 in Waco) and No. 15 Iowa State (77-72 in Ames).
- Drew has swept AP and coaches' Big 12 Coach of the Year honors each of the last two seasons.
- The Bears are 19-4 against ranked teams over the last 3 seasons, including 13-3 in the last 2 years.

TEAM INFORMATION

BAYLOR	(15-1, 3-1 Big 12)
Ranking	1st – AP, 1st – Coaches
Head Coach	Scott Drew (Butler, 1993)
Career Record	405-227 (20th season)
BU Record	385-216 (19th season)
vs. OSU	21-17

OKLAHOMA STATE (8-7, 1-3 Big 12)

Ranking	NR – AP, NR – Coaches
Head Coach	Mike Boynton (South Carolina, 2004)
Career Record	80-65 (5th season)
OSU Record	80-65 (5th season)
vs. Baylor	2-7
SID	Patrick Osborne – patrick.osborne10@okstate.edu

BAYLOR 2021-22 STATS

#	P	NAME	YR	PPG	RPG	APG	MPG
11	G	James Akinjo	Sr.	14.6	2.6	6.1	31.6
4	G	LJ Cryer	So.	12.8	1.6	1.7	25.3
10	G	Adam Flagler	Jr.	12.6	2.3	3.5	27.7
2	G	Kendall Brown	Fr.	11.0	3.8	1.9	24.7
24	F	Matthew Mayer	Sr.	8.6	4.9	1.1	21.4
23	F	J. Tchamwa Tchatchoua Jr.	Jr.	8.1	7.8	0.8	21.3
1	F	Jeremy Sochan	Fr.	7.9	5.9	2.0	21.9
0	F	Flo Thamba	Sr.	5.1	4.4	1.1*	16.9
5	F	Jordan Turner	So.	2.9	1.7	0.7	7.3
3	G	Dale Bonner	Jr.	1.8	0.8	1.2	11.3
32	F	Zach Loveday	So.	1.4	1.4	0.4*	4.4
14	G	Mitchell Paul	Sr.	1.4	0.8	0.0	2.1
21	G	Kijana Love	Sr.	0.0	0.5	0.3	1.8
20	F	Austin Sacks	So.	0.0	0.0	0.0	1.9

* - blocks per game

GAME 17 – OKLAHOMA STATE

PRONUNCIATIONS

James AKINJO	uh-KIN-jo
John JAKUS	JAYK-us
KIJANA Love	ki-JAH-na
Matthew MAYER	MYE-er
Jeremy SOCHAN	SO-han
Jonathan TCHAMWA TCHATCHOUA	CHAWM-wuh CHA-chew-wuh
Flo THAMBA	THOM-buh

BAYLOR IN THE RANKINGS (2021-22)

WEEK	W/L	AP	COACHES
Preseason	0-0	8th (992)	8th (542)
Nov. 15	1-0	9th (1,010)	8th (542)
Nov. 22	4-0	6th (1,154)	5th (635)
Nov. 29	7-0	4th (1,324)	4th (693; 2)
Dec. 6	8-0	2nd (1,421)	2nd (751; 3)
Dec. 13	9-0	1st (1,525; 61)	1st (797; 30)
Dec. 20	10-0	1st (1,524; 60)	1st (800; 32)
Dec. 27	11-0	1st (1,525; 61)	1st (800; 32)
Jan. 3	13-0	1st (1,525; 61)	1st (800; 32)
Jan. 10	15-0	1st (1,525; 61)	1st (800; 32)

2021-22 HONORS

JAMES AKINJO

Wooden Award Midseason Top 25
 Naismith Trophy Watch List
 Lute Olson Award Midseason Watch List
 2021 Battle 4 Atlantis MVP
 Big 12 Newcomer of the Week (Jan. 10)
 Big 12 Player of the Week (Jan. 3)
 Preseason All-America Honorable Mention (The Athletic)
 Preseason All-Big 12 Honorable Mention
 No. 67 on CBS' Top 100 Players for 2021-22

KENDALL BROWN

Big 12 Newcomer of the Week (Dec. 20)
 2021 Battle 4 Atlantis All-Tournament Team
 Preseason Big 12 Freshman of the Year

ADAM FLAGLER

Naismith Trophy Watch List
 Wooden Award Preseason Top 50 Watch List
 Big 12 Player of the Week (Jan. 10)
 Preseason All-America Honorable Mention (The Athletic)
 Luke Olson Award Watch List
 No. 12 on The Athletic's Top 20 Guards for 2021-22
 No. 38 on CBS' Top 100 Players for 2021-22

MATTHEW MAYER

Naismith Trophy Watch List
 Wooden Award Preseason Top 50 Watch List
 Preseason All-Big 12 Team
 No. 29 on CBS' Top 100 Players for 2021-22

QUICK HITS

- Baylor is the first program to start consecutive seasons 15-0 since Syracuse in 2010-11 and 2011-12.
- Head coach **Scott Drew** is in his 19th season at Baylor with a school-record 385 career victories, including a 17-8 mark in NCAA Tournaments, which is the 7th-best mark among active coaches.
- Baylor's streak of 18-straight wins by 8+ points was snapped in a 5-point win at Iowa State. BU was the first returning national champion to win its first 12 games by 8+ points since 1990-91 UNLV.
- Baylor has won 36 straight non-conference games (+23.2 average margin) dating back to Nov. 2019.
- BU ranks 7th nationally in KenPom's offensive rebound pct (39.0), its 8th-straight year ranked top-10.
- BU is playing its 295th game as a ranked team under Drew – BU was ranked in 2 of 2,197 games over the program's 97 seasons prior to Drew. Since January 2010, BU has been ranked in 279 of 416 games.
- Baylor and Kansas are the only Power-5 schools to win 18+ games every year since 2008.
- Baylor's streak of 9 consecutive postseasons is tied as the nation's 7th-longest active streak.
- Baylor has won 20+ games in 12 of the last 14 seasons after recording only three 20-win seasons in the previous 100 years of Baylor Basketball (1946, 1948, 1988).
- Baylor is 88-6 when leading at halftime over the last 5 seasons (58-3 over last 3 seasons, 24-0 last season).
- Baylor has won 90% of its games when leading at the half since 2011-12 (205-22).
- BU is 69-5 when leading at any point in the 2nd half of a game over the last 3 seasons.
- Baylor is 260-100 over the last 10+ seasons, averaging 24.5 wins per season since 2011-12.
- Baylor's 260 wins since 2011-12 are second-most in the Big 12 behind only Kansas (298).
- Baylor is 351-147 since 2007-08, the first year Drew's staff had a full allotment of scholarships.
- Five of Baylor's players have used or are currently using a redshirt year. Two after transferring to BU (Flagler, Tchamwa Tchatchoua), one before transferring (Bonner) and two as freshmen – Turner and Langston Love.
- Ten of Baylor's 11 starting point guards under Drew have earned All-Big recognition (16 of last 17 seasons).
- Baylor is 1 of 10 teams nationally to appear in every postseason since 2012 (7 NCAAs, 2 NITs).
- Baylor has the nation's 9th-longest active streak with at least one 3-point FG made in 978 straight games – the last time Baylor failed to make a 3-pointer was more than 30 years ago, on Feb. 21, 1990 vs. Texas Tech (0-8).
- BU is 7-1 all-time in Big 12/SEC Challenges, the best record of any team in either league. Combined with a 3-1 mark in the Big 12/Pac-10 Series and 1-0 in the Big 12/Big East Battle, Baylor is 11-2 in conference challenges.
- Baylor has won 8 tournament titles under **Drew** – 2007 Paradise Jam, 2011 Las Vegas Classic, 2013 NIT, 2016 & 2021 Battle 4 Atlantis, 2017 Hall of Fame Classic, 2019 Myrtle Beach Invitational and 2021 NCAA Championship.

BEARS MAKE BIG 12 HISTORY

- In the last three seasons, Baylor has recorded the longest winning streak in the Big 12 Conference's 26-year history (**23 in 2019-20**), the 3rd-longest in Big 12 history (**21 in 2021-22**) and tied the 5th-longest (**18 in 2020-21**).

LONGEST WINNING STREAKS IN BIG 12 HISTORY

1. 23 – **Baylor, 2019-20**
2. 22 – Kansas, 1996-97
3. 21 – **Baylor, 2021-22**
4. 20 – Kansas, 2007-08
5. 18 – **Baylor, 2020-21**; Kansas 2016-17; Kansas 2012-13; Kansas, 2010-11
6. 17 – Kansas 2015-16; **Baylor 2011-12**, Texas 2009-10

2021-22 BAYLOR BASKETBALL ROSTER

NO.	NAME	POS.	HT.	WT.	CL.	EXP.	HOMETOWN/HIGH SCHOOL (UNIVERSITY COLLEGE)
0	Flo Thamba	F	6-10	250	Sr.	3L	Kinshasa, Democratic Republic of Congo/Mountain Mission School
1	Jeremy Sochan	F	6-9	230	Fr.	HS	Milton Keynes, England/Orange Academy
2	Kendall Brown	G/F	6-8	205	Fr.	HS	Cottage Grove, Minn./Sunrise Christian
3	Dale Bonner	G	6-2	170	Jr.#	TR	Shaker Heights, Ohio/Shaker Heights HS (Fairmont State)
4	LJ Cryer	G	6-1	190	So.	1L	Katy, Texas/Morton Ranch HS
5	Jordan Turner	G/F	6-8	195	So.#	1L	Houston, Texas/Sunrise Christian
10	Adam Flagler	G	6-3	185	Jr.%	1L	Duluth, Ga./Duluth HS (Presbyterian)
11	James Akinjo	G	6-1	190	Sr.	TR	Oakland, Calif./Salesian HS (Georgetown/Arizona)
13	Langston Love	G	6-5	210	Fr.	HS	Universal City, Texas/Montverde Academy
14	Mitchell Paul	G	6-0	175	Sr.	HS	Leawood, Kan./Kansas City Christian
20	Austin Sacks	F	6-7	200	So.	TR	Encino, Calif./Oakwood HS (Santa Clara)
21	Kijana Love	G	6-1	170	Sr.	TR	Universal City, Texas/Steele HS (New Hampshire/St. Edward's)
23	Jonathan Tchamwa Tchatchoua	F	6-8	250	Jr.%	1L	Douala, Cameroon/NBA Global Academy - Australia (UNLV)
24	Matthew Mayer	G/F	6-9	225	Sr.	3L	Austin, Texas/Westlake HS
32	Zach Loveday	F	7-0	240	So.	1L	Gallipolis, Ohio/Huntington Prep

- sat out 2018-19 as redshirt % - sat out 2019-20 season as redshirt

COACHING STAFF

Head Coach: Scott Drew (Butler, 1993), 19th season at Baylor (20th season as Division I head coach)

Associate Head Coach: Jerome Tang (Charter Oak State, 2007), 19th season at Baylor

Assistant Coach: Alvin Brooks III (Idaho State, 2002), 6th season at Baylor

Assistant Coach: John Jakus (Trinity International, 1999), 5th season at Baylor

Special Assistant & Director of Player Development: Jared Nuness (Valparaiso, 2001), 12th season at Baylor

Special Assistant to the Head Coach: Bill Peterson (Eckerd, 1979), 5th season at Baylor

Director of Basketball Operations: Aditya Malhotra (Baylor, 2006), 9th season at Baylor

Director of Video Operations: Ty Beard (Baylor, 2009), 5th season at Baylor

Director of Recruiting Operations: Jason Smith (Baylor, 2011), 1st season at Baylor

NOTEABLE STREAKS

- Baylor has won 30-consecutive games against unranked teams (last loss March 7, 2020 at WVU).
- BU has built leads of 11+ points in 22-consecutive games (since start of 2021 NCAA Tournament).
- Baylor has won 12-consecutive games away from home – 9 neutral, 3 road (last loss March 12, 2021 vs. OSU).
- Baylor has won 9-consecutive games against AP Top-10 ranked opponents (last loss Feb. 22, 2020 vs. Kansas).
- BU has won 56-straight when shooting a higher percentage than its opponent (last loss March 2, 2019 at K-State).
- Baylor has won 34-straight games when shooting 50% or higher (last loss March 18, 2018 vs. Mississippi State).
- Baylor has won 34-straight games when scoring 80+ points (last loss Jan. 5, 2019 vs. TCU).
- Baylor has won a school-record 36-consecutive non-conference games (last loss Nov. 8, 2019 vs. Washington).
- Baylor has won 21-consecutive non-conference home games (last loss Dec. 18, 2018 vs. SFA).
- Baylor has won 18-consecutive non-conference road/neutral games (last loss Nov. 8, 2019 vs. Washington).

NINE CONSECUTIVE WINS OVER TOP-10 TEAMS

- Baylor is 9-0 against top-10 ranked teams over the last two seasons (4 at neutral sites, 3 on road, 2 at home).
- BU is the 6th team ever to win 9-straight vs. top-10 teams, and joined Villanova (2016-18) as the only since 2000.
- Baylor's 9-straight top-10 wins have come against No. 5 Illinois (n), No. 9 Kansas (h), No. 6 Texas (r), No. 6 West Virginia (r), No. 10 Arkansas (n), No. 6 Houston (n), No. 1 Gonzaga (n), No. 6 Villanova (h) and No. 8 Iowa State (r).

AKINJO, FLAGLER SWEEP BIG 12 WEEKLY AWARDS AFTER WINS VS. OU AND AT TCU

- Adam Flagler won his career-first Big 12 Player of the Week award, and James Akinjo was named Big 12 Newcomer of the Week, marking the seventh time in program history the Bears have swept Big 12 weekly honors.
- They combined to lead BU to wins against Oklahoma and at TCU, with both scoring 20+ points in each game.
- Akinjo averaged 23.5 points, 6.5 assists, 4.0 rebounds and 2.0 steals, while shooting .633 (19-of-30) from the field.
- Flagler averaged 22.0 points while shooting .593 (16-of-27) from the field, including .571 (8-of-14) from distance.

SERIES HISTORY VS. OKLAHOMA STATE

- Saturday's game is the 90th all-time meeting between Baylor and OSU. BU trails 33-56 in the series
- Baylor is 21-10 against OSU since March 2007 after going 12-46 vs. the Cowboys previously.
- BU has swept the regular-season series 7 times in 10 seasons since 2012 after not doing so in any of the first 15 years of Big 12 play. BU has swept the season series vs. OSU in 2012, 2014, 2016, 2017, 2018, 2020 and 2021.
- OSU has swept the series 8 times, but only once since 2006 (1999, 2000, 2001, 2002, 2004, 2005, 2006, 2015).

RANKED NO. 1 FOR THIRD-STRAIGHT SEASON

- Baylor reached No. 1 nationally on Dec. 13, marking a third-straight season with a No. 1 national ranking.
- BU was No. 1 for the first time on Jan. 9, 2017, spent five weeks ranked No. 1 in 2019-20, was No. 1 in the preseason and week 1 coaches' polls last year and has been No. 1 for five weeks in 2021-22.
- Baylor has now been ranked No. 1 in 14 weekly polls all-time. The Bears are 19-3 when playing as a No. 1 team.
- Baylor joins Duke, Gonzaga and Kansas as the only programs ranked No. 1 in four seasons since 2016-17.

BAYLOR PARTNERS WITH CITY OF WACO ON \$700 MILLION RIVERFRONT PROJECT

- Baylor and the City of Waco have partnered on a \$700 million riverfront development project, headlined by the \$185 million Foster Pavilion, the future home for Baylor's national champion basketball programs.
- Foster Pavilion (capacity 7,500) will be located along the Brazos River on the opposite side of I-35 from McLane Stadium.
- Groundbreaking is expected in June 2022, with the pavilion targeted for a January 2024 opening.
- Development Centers for both basketball programs are included in the 245k square foot Foster Pavilion project.

ONE OF THE GREATEST REBUILDS IN NCAA HISTORY

- **Scott Drew** became Baylor head coach in 2003, starting of one of the greatest rebuilds in NCAA history.
- Drew has swept Big 12 Coach of the Year honors from the league coaches and media each of the last two seasons. He was named 2020 NBC Sports National Coach of the Year and 2017 Basketball Times National COY.
- Drew is now in his 19th season at Baylor and is the school's all-time wins leader (385).
- Drew is coaching his 602nd game at Baylor (385-216). His .641 winning pct. is best in BU history among coaches with 40+ games, and he's the program's all-time wins leader with 184 more victories than any other coach.
- Baylor has a .705 winning percentage (351-147) since Drew's first year with no scholarship restrictions in 2007-08 and a .722 winning percentage (260-100) over the last 10+ seasons since 2011-12.
- Drew (51) is the youngest active collegiate head coach to win a National Championship.
- Baylor is playing its 295th game as a ranked team in Drew's 19 seasons. BU was ranked in 2 of 2,197 games over the program's first 97 seasons prior to Drew. Since January 2010, BU has been ranked in 279 of 416 games.
- In Drew's first 18 seasons at Baylor, 48 players have gone on to professional careers.

PROGRAM HIGHLIGHTS

- Drew is in his 19th season at Baylor and is the school's all-time wins leader (385).
- Baylor has had a nation-leading four players selected in the NBA Draft since 2010 who weren't ranked in the ESPN100 out of high school — Quincy Acy, Ekpe Udoh, Pierre Jackson and Taurean Prince.
- Drew has graduated 55 players during his Baylor tenure, averaging 3 graduates per season.
- The Bears have advanced to postseason play in a school-record nine straight seasons (7 NCAA, 2 NIT).
- Baylor is 26-4 in regular-season tournaments since 2013-14, including 5 regular-season tournament titles.
- Drew has won 20+ games in 12 of the last 14 years — the Bears had 3 seasons of 20+ wins prior to his arrival.



SCOTT DREW
HEAD COACH
19TH SEASON AT BAYLOR

THE DREW FILE

PERSONAL

Birthdate: Oct. 23, 1970
Birthplace: Kansas City, Mo.
Family: Wife, Kelly; daughter Mackenzie, sons Peyton and Brody

EDUCATION

College: Butler, 1993; Valparaiso, 1994 (Master's)

COACHING EXPERIENCE

1993-01 Valparaiso (assistant coach)
2001-02 Valparaiso (associate head coach)
2002-03 Valparaiso (head coach)
2003-pres. **Baylor (head coach)**

THE DREW WORKSHEET

YEAR	SCHOOL	OVERALL	CONF.
2002-03	Valparaiso	20-11	12-2
2003-04	Baylor	8-21	3-13
2004-05	Baylor	9-19	1-15
2005-06‡	Baylor	4-13	4-12
2006-07	Baylor	15-16	4-12
2007-08	Baylor ¹	21-11	9-7
2008-09	Baylor ²	24-15	5-11
2009-10	Baylor ¹	28-8	11-5
2010-11	Baylor	18-13	7-9
2011-12	Baylor ¹	30-8	12-6
2012-13*	Baylor ²	23-14	9-9
2013-14	Baylor ¹	26-12	9-9
2014-15	Baylor ¹	24-10	11-7
2015-16	Baylor ¹	22-12	10-8
2016-17	Baylor ¹	27-8	12-6
2017-18	Baylor ²	19-15	8-10
2018-19	Baylor ¹	20-14	10-8
2019-20	Baylor ³	26-4	15-3
2020-21	Baylor ¹	28-2	13-1
2021-22	Baylor	15-1	3-1
TOTAL	20th season	405-227	166-154
BAYLOR	19th season	385-216	154-152

‡ Baylor played no non-conference schedule due to NCAA sanctions.
* Two of Baylor's wins were credited to interim head coach Jerome Tang.
¹ NCAA Tournament Appearances | ² NIT Appearances | ³ COVID-19 pandemic

DREW VS. 2021-22 OPPONENTS

OPPONENT	CAREER
Alabama	1-1
Alcorn State	4-0
Arizona State.....	5-0
Arkansas-Pine Bluff	3-0
Central Arkansas	4-0
Incarinate Word	1-0
Iowa State.....	19-13
Kansas	6-26
Kansas State	16-16
Michigan State	2-0
Nicholls State	2-0
Northwestern State.....	3-0
Oklahoma	16-22
Oklahoma State.....	21-17
Oregon.....	3-1
Stanford	1-0
Texas	18-21
TCU.....	15-4
Texas Tech.....	22-14
VCU.....	2-0
Villanova.....	3-0
West Virginia	12-8
CAREER W-L TOTAL	405-227

GAME 17 – OKLAHOMA STATE

MISCELLANEOUS STATISTICS

Current Streak.....	Lost 1
Current Home Streak.....	Lost 1
Current Neutral Streak.....	Won 9
Current Road Streak.....	Won 4
Last Win.....	Jan. 8 at TCU (76-64)
Last Home Win.....	Jan. 4 vs. Oklahoma (84-74)
Last Neutral Win.....	Nov. 26 vs. Michigan State (75-58)
Last Road Win.....	Jan. 8 at TCU (76-64)
Last Loss.....	Jan. 11 vs. #19 Texas Tech (62-65)
Last Home Loss.....	Jan. 11 vs. #19 Texas Tech (62-65)
Last Neutral Loss.....	March 12 vs. #12 OSU (74-83)
Last Road Loss.....	Feb. 27 at #17 Kansas (58-71)

2021-22 RECORD BY STARTING LINEUP

Akinjo (g), Flagler (g), Brown (g), Mayer (f), Thamba (f).....	13-1
Akinjo (g), Cryer (g), Brown (g), Mayer (f), Thamba (f).....	1-0
Akinjo (g), Flagler (g), Brown (g), Sochan (f), Thamba (f).....	1-0

RECORD WHEN...

	2021-22		DREW
	ALL	B12	ERA
Leading or tied at halftime	13-1	2-1	314-49
Trailing at halftime	2-0	1-0	73-167
Shoot 50 percent or higher	9-0	3-0	178-12
Shoot lower than 50 percent	6-1	0-1	209-204
Shoot higher pct than opponent	13-0	3-0	332-29
Shoot lower percentage than opp	2-1	0-1	55-187
Opp. shoot lower than 50 percent	13-0	2-0	361-116
Opp. shoot 50 percent or higher	2-1	1-1	26-100
Score fewer than 60 points	1-0	0-0	17-51
Score 60-plus points	14-1	3-1	370-165
Score 70-plus points	13-0	3-0	320-70
Score 80-plus points	8-0	1-0	164-12
Score 90-plus points	4-0	0-0	70-3
Score 100-plus points	1-0	0-0	26-0
Opp. score fewer than 50 points	3-0	0-0	41-1
Opp. score fewer than 60 points	6-0	0-0	144-9
Opp. score fewer than 70 points	12-1	1-1	277-56
Opp. score fewer than 80 points	15-1	3-1	366-146
Opp. score 80-plus points	0-0	0-0	21-70
Opp. score 90-plus points	0-0	0-0	3-19
More rebounds than opponent	12-1	2-1	290-82
Equal/fewer rebounds than opp.	3-0	1-0	97-134
Fewer turnovers than opp.	12-0	1-0	211-72
Equal/more turnovers than opp.	3-1	2-1	176-144
Games decided by 5 or fewer pts	1-1	1-1	75-64
OT games	0-0	0-0	20-5
Games as AP ranked team	15-1	3-1	217-70
Games vs. AP ranked opponents	2-1	1-1	60-103
Games following a win	15-1	3-1	273-120
Games following a loss	0-0	0-0	113-96
More points in paint than opp.	11-0	1-0	271-87
Equal/fewer pts in paint than opp.	4-1	2-1	116-129
More points off TO than opp.	12-0	1-0	246-75
Equal/fewer pts off TO than opp.	3-1	2-1	141-141
More bench points than opp.	12-1	2-1	235-109
Equal/fewer bench points than opp.	3-0	1-0	152-107
More 2nd-chance points than opp.	13-0	2-0	235-111
Equal/fewer 2nd-ch. pts than opp.	2-1	1-1	152-105
Playing in November	7-0	0-0	86-15
Playing in December	5-0	0-0	89-19
Playing in January	3-1	3-1	87-64
Playing in February	0-0	0-0	69-71
Playing in March	0-0	0-0	52-46
Playing in April	0-0	0-0	4-1

BEARS SUFFER FIRST LOSS TO NO. 19 TEXAS TECH

- Baylor built an early 15-point lead and led for more than 31 minutes of game time, but No. 19 Texas Tech used a late 8-0 run to take the lead for good and hand Baylor its first loss of the season, 65-62, on Jan. 11.
- Adam Flagler and James Akinjo had 17 points apiece, but aside from Flagler's 5-of-8, the rest of the team shot 3-of-16 from 3-point range. The Bears also forced a season-low 12 turnovers and had a season-low 5 steals.
- The loss snapped Baylor's 21-game winning streak (3rd-longest by any team in Big 12 history).

FLAGLER SPARKS COMEBACK FROM 9 DOWN TO WIN AT TCU

- Baylor trailed TCU by 9 points early in the second half, but the Bears used a 17-0 run to take the lead for good in a 76-64 win in Fort Worth on Jan. 8. Adam Flagler had 18 second-half points (6-of-9 from 3-point range).
- James Akinjo added 20 points, 8 assists and 3 steals to lead the Bears to the comeback victory.
- LJ Cryer contributed 15 points off the bench, giving the guard trio 57 of the team's 76 points.

AKINJO AND FLAGLER PUSH BEARS PAST OKLAHOMA FOR 20TH-STRAIGHT WIN

- Baylor prevailed 84-74 in a hard-fought battle against Oklahoma on Jan. 4, led by a career-high 27 points from James Akinjo and a Baylor-career high 22 points from Adam Flagler.
- Oklahoma shot 75% (24-of-32) on 2-point field goals, the highest ever by a Big 12 team in a loss, but the Bears overcame that by out-rebounding the Sooners 34-16 and recording a 19-0 edge in second-chance points.

BEARS PREVAIL AT IOWA STATE IN HISTORIC MATCHUP OF UNDEFEATED TEAMS

- Baylor led wire-to-wire and fought off a late comeback in a 77-72 win at No. 8 Iowa State on New Year's Day.
- James Akinjo had a team-high 16 points, and Jeremy Sochan and LJ Cryer combined for 25 points off the bench.
- The matchup was the first time two undefeated Big 12 teams met in conference play (min. 10 games), as both teams entered 12-0. It was the 4th time in the last 40 years any two 12-0 or better Division I teams matched up.

AKINJO, FLAGLER SHINE IN WIN OVER NORTHWESTERN STATE

- Baylor rolled to a 104-68 win over Northwestern State on Dec. 28, led by James Akinjo's career-high 27 points along with 9 assists, and Adam Flagler's 21 points, career-high 11 assists and 0 turnovers.
- Jeremy Sochan made his career-first start and recorded his first double-double with 16 points and 11 boards.

BEARS SHARE WEATLH IN WIN OVER ALCORN STATE

- Baylor rolled to a 94-57 win over Alcorn State on Dec. 20 in its final game before the Christmas break.
- Nine different Bears combined for 29 assists, and seven different Bears hit 3-pointers in the win.
- Flo Thamba and Jonathan Tchamwa Tchatchoua both posted career-highs of 16 points on a combined 14-14 FGs.

COMEBACK FROM 10 DOWN IN FIRST ROAD TEST AT OREGON

- Baylor faced a 34-24 deficit 15 minutes into its first road game, but the Bears fought back to take a 42-41 lead with 17 minutes remaining and used a 12-0 run to a break a 51-all tie in a 78-70 win at Oregon on Dec. 18.
- Head coach Scott Drew recorded his 400th career victory (380 at Baylor) in his 20th season as a head coach.
- Kendall Brown scored a team-high 17 points (15 in 2nd half), including 9 as part of the decisive 12-0 run.
- James Akinjo had 17 points and a game-high 6 assists, and Adam Flagler had 16 points with 5 first-half treys.

DOMINANT WIN OVER NO. 6 VILLANOVA

- Baylor put together a dominant defensive performance in a 57-36 win over No. 6 Villanova on Dec. 12.
- The Bears held Villanova to its fewest points since 1979, lowest field goal percentage (.222) of the 21-year Jay Wright era and fewest points by any AP Top 10 team in the shot clock era.
- It was BU's 8th-straight win over top-10 ranked teams and improved BU to 13-1 vs. the Big East in the Drew era.
- James Akinjo had a game-high 16 points along with 7 rebounds and 5 assists, as BU improved to 3-0 vs. Villanova.

ANOTHER BATTLE 4 ATLANTIS TITLE

- Baylor won its second Battle 4 Atlantis title (2016, 2021) with wins over Arizona State, VCU and Michigan State. The Bears joined Villanova (2013, 2017) as the only 2-time Battle 4 Atlantis Champions.
- Baylor is now 39-12 in regular-season tournaments during the Drew era, including 26-4 since 2013-14.
- James Akinjo was named 2021 B4A MVP, while Kendall Brown joined him on the All-Tournament Team.
- Baylor defeated VCU, Michigan State and Louisville, respectively, to win the 2016 Battle 4 Atlantis.

BEARS NOTCH MARQUEE WIN OVER MICHIGAN STATE IN B4A TITLE GAME

- Baylor won the Battle 4 Atlantis title with a 75-58 win over Michigan State on Nov. 26. The 17-point margin of victory was the largest for a non-conference team against Michigan State since Nov. 15, 2016 (Kentucky, 69-48).
- BU faced its largest deficit at 36-31 with 2:20 left in the first half, then went on a 24-6 run and led by double-digits for the final 14 minutes. BU forced 19 turnovers and had 15 more field goal attempts than the Spartans.
- **James Akinjo** (game-highs 15 pts, 5 assists) was named MVP, and **Kendall Brown** was named All-Tournament.

HARD-FOUGHT B4A SEMIFINAL WIN OVER VCU

- Baylor overcame 13 first-half turnovers in a hard-fought 69-61 win over VCU in the Battle 4 Atlantis semifinals.
- The Bears led 29-27 at the break, then started the second half on a 9-0 run. VCU cut the deficit to 3 points with 11 minutes left, but BU responded with a 6-0 run and led by at least 4 points the rest of the game.
- BU was out-shot (42%-40%), but forced 19 turnovers and out-rebounded VCU 42-33. **Matthew Mayer** led BU with 15 points, while **Kendall Brown** added 14, and **Jonathan Tchamwa Tchatchoua** tied his career-high 13 points.

BEARS PULL AWAY EARLY IN BATTLE 4 ATLANTIS WIN OVER ARIZONA STATE

- Baylor broke a 23-23 tie with a 19-4 run and led by double-digits for the final 22 minutes in a 75-63 win over Arizona State on Nov. 24 in the Battle 4 Atlantis first round. BU won despite shooting a season-low 42% from the field.
- **Flo Thamba** posted career-highs with 11 points in 23 minutes, while **LJ Cryer** (15 points) led the Bears in scoring for a 4th-straight game. **Matthew Mayer** (14), **Adam Flagler** (13) and **Kendall Brown** (10) also scored 10+ points.

SECOND-HALF SURGE LEADS TO BLOWOUT OF STANFORD

- Baylor led 34-28 at the break, then rushed out to a 24-3 run to start the second half and pulled away for a dominating 86-48 win over Stanford on Nov. 20. BU snapped Stanford's streak of 89-straight games with 50+ points.
- **LJ Cryer** (21 points) made his career-first start and had his 3rd-consecutive 20-point game, while **James Akinjo** (11 points, 11 assists) had his second-straight double-double after recording his career-first three days prior.

NATION'S-BEST 19-4 VS. RANKED TEAMS OVER LAST THREE SEASONS

- Baylor is 19-4 against AP Top-25 ranked teams over the last 3 seasons.
- BU is 7-2 at home vs. ranked teams in the last 3 seasons – wins vs. #12 Arizona (Dec. 2019), #18 Butler (Dec. 2019), #14 WVU (Feb. 2020), #9 Kansas (Jan. 2021), #17 Oklahoma State (March 2021), #18 Texas Tech (March 2021) and #6 Villanova (Dec. 2021), and losses by 3 points to #3 Kansas (Feb. 2020) and #19 Texas Tech (Jan. 2022).
- The record includes 12-2 away from home, with neutral wins vs. #17 Villanova (Nov. 2019), vs. #5 Illinois (Nov. 2020), vs. #18 Villanova (March 2021), vs. #10 Arkansas (March 2021), vs. #6 Houston (April 2021) and #1 Gonzaga (April 2021) and road wins at #22 Texas Tech (Jan. 2020), at #4 Kansas (Jan. 2020), at #15 Texas Tech (Jan. 2021), at #6 Texas (Feb. 2021), at #6 West Virginia (March 2021) and at #8 Iowa State (January 2022).

RANKED IN EVERY AP TOP 25 SPOT IN LAST 7 YEARS

- Baylor has been ranked in every AP Top 25 spot at some point in the last 7 years (since March 2, 2015).
- The Bears have been ranked in every AP Top 10 spot at some point in the last 3 years (since Dec. 16, 2019).

RANK - LAST TIME

- No. 1 – Jan. 10, 2022
- No. 2 – Dec. 6, 2021
- No. 3 – March 15, 2021
- No. 4 – Nov. 29, 2021
- No. 5 – March 9, 2020
- No. 6 – Nov. 22, 2021
- No. 7 – Dec. 23, 2019
- No. 8 – Oct. 18, 2021
- No. 9 – Nov. 15, 2021
- No. 10 – Dec. 16, 2019
- No. 11 – Dec. 9, 2019
- No. 12 – March 11, 2017
- No. 13 – Jan. 18, 2016

RANK - LAST TIME

- No. 14 – March 2, 2015
- No. 15 – Feb. 1, 2016
- No. 16 – Oct. 21, 2019
- No. 17 – Jan. 25, 2016
- No. 18 – Dec. 2, 2019
- No. 19 – Nov. 25, 2019
- No. 20 – Nov. 21, 2016
- No. 21 – Dec. 11, 2017
- No. 22 – Nov. 20, 2017
- No. 23 – Dec. 4, 2017
- No. 24 – Nov. 18, 2019
- No. 25 – Nov. 13, 2017

ONE OF FINAL TWO UNDEFEATED TEAMS EACH OF LAST TWO SEASONS

- Baylor was the nation's final undefeated team before suffering its first loss Tuesday night.
- BU became the first returning national champion to win its first 12 games by 8+ points since 1990-91 UNLV.
- Baylor won its first 17 games by 8+ points last season and was one of the last two undefeated teams (Gonzaga).
- The Bears' 15-0 start tied the 4th-longest winning streak to start a season by a returning national champion – 34 by UNLV (1991-92), 18 by Georgetown (1984-85), 17 by Duke (1991-92) and 15 by Duke (2010-11).

SECOND-MOST WINS AMONG BIG 12 TEAMS IN LAST DECADE

- Baylor's 260-100 record since 2011-12 trails only Kansas (298-74) among Big 12 teams (thru 1/14/22).
- West Virginia (224-131) is 3rd, Iowa State (210-138) is 4th, Oklahoma (208-132) is 5th, Texas (202-146) is 6th, Kansas State (199-149) is 7th, Oklahoma St. (192-151) is 8th, Texas Tech (190-152) is 9th and TCU (175-166) is 10th.
- Baylor has averaged 24.5 wins per season over the last 10 full seasons since 2011-12.

PROTECTING HALFTIME LEADS

- Baylor is 88-6 when leading at halftime over the last five seasons since the start of 2017-18.
- Baylor has won 90% of its games (206-22) when leading at the half in the last 10+ seasons ... 13-1 in 2021-22, 24-0 in 2020-21, 21-2 in 2019-20, 15-3 in 2018-19, 15-0 in 2017-18, 18-3 in 2016-17, 18-2 in 2015-16, 21-7 in 2014-15, 18-2 in 2013-14, 17-1 in 2012-13 and 26-1 in 2011-12.
- BU has won 41% of games in which its been tied or trailing at the half since 2011-12, going 54-78 in those.

BIG 12'S MOST WINS IN CONFERENCE CHALLENGES

- Baylor is 11-2 in conference challenges – 7-1 in Big 12/SEC Challenge, 3-1 in Big 12/Pac-10, 1-0 in Big 12/Big East.
- BU's 7-1 Big 12/SEC Challenge record is the best by any team in either league and includes wins over half of the 14 SEC programs – Kentucky, Vanderbilt, Georgia, Ole Miss, Alabama, Florida and Auburn.
- Baylor is 7-1 in Big 12/SEC Challenges, Oklahoma and Oklahoma State are 6-2, Kansas and Texas Tech are 5-3, TCU is 4-4, Texas is 3-4, K-State and Iowa State are 3-5 and West Virginia is 2-6.
- Baylor's 11-2 record in conference challenges is best in the Big 12, followed by Oklahoma State (10-5), Kansas (9-6), Oklahoma (8-7), Iowa State (7-7), Texas Tech (6-8), Texas (6-8), K-State (5-9), TCU (5-6) and West Virginia (4-7).

DOUBLE-FIGURE GAMES

POINTS	21-22	CAREER
James Akinjo	12	61 (12 at BU)
Adam Flagler	11	57 (25 at BU)
Kendall Brown	11	11
LJ Cryer	9	11
Matthew Mayer	6	27
J. Tchamwa Tchatchoua	6	13 (12 at BU)
Jeremy Sochan	6	6
Flo Thamba	2	4
Jordan Turner	—	1
Zach Loveday	—	1

REBOUNDS	21-22	CAREER
J. Tchamwa Tchatchoua	5	9 (7 at BU)
Jeremy Sochan	3	3
Flo Thamba	1	2

ASSISTS	21-22	CAREER
James Akinjo	2	3 (2 at BU)
Kendall Brown	1	1
Adam Flagler	1	1 (1 at BU)

DOUBLE-DOUBLES	21-22	CAREER
James Akinjo	2	2
J. Tchamwa Tchatchoua	1	3 (2 at BU)
Adam Flagler	1	2 (1 at BU)
Kendall Brown	1	1
Jeremy Sochan	1	1

20+ POINTS	21-22	CAREER
LJ Cryer	4	4
James Akinjo	3	15 (3 at BU)
Adam Flagler	3	14 (4 at BU)

ACTIVE STREAKS

CONSECUTIVE STARTS

47	Flo Thamba
42	James Akinjo (16 at BU)
16	Kendall Brown
12	Adam Flagler
4	Matthew Mayer

CONSECUTIVE GAMES PLAYED

48	Flo Thamba
42	James Akinjo (16 at BU)
28	Jonathan Tchamwa Tchatchoua
16	Kendall Brown, Jeremy Sochan
12	Adam Flagler
4	Matthew Mayer, LJ Cryer
2	Dale Bonner

CONSECUTIVE GAMES WITH 3-POINTER

10	James Akinjo
8	LJ Cryer
3	Adam Flagler

CONSECUTIVE GAMES WITH 10+ POINTS

8	James Akinjo, Adam Flagler
2	LJ Cryer

GAME 17 – OKLAHOMA STATE

LARGEST LEADS & DEFICITS

	W/L	HALFTIME		LARGEST LEAD	LARGEST DEFICIT
		SCORE	MARGIN		
Incarnate Word	W, 87-60	+12	(40-28)	+28	-6
Nicholls State	W, 89-60	+20	(48-28)	+35	—
Central Arkansas	W, 92-47	+23	(43-20)	+46	—
Stanford	W, 86-48	+6	(34-28)	+43	-1
vs. Arizona St.	W, 75-63	+14	(45-31)	+22	-6
vs. VCU	W, 69-61	+2	(29-27)	+11	-3
vs. Michigan St.	W, 75-58	+2	(38-36)	+17	-5
UAPB	W, 99-54	+23	(44-21)	+50	-3
#6 Villanova	W, 57-36	+10	(25-15)	+21	—
at Oregon	W, 78-70	-4	(35-39)	+13	-10
Alcorn State	W, 94-57	+19	(50-31)	+42	—
Northwestern St.	W, 104-68	+28	(58-30)	+48	—
at #8 Iowa St.	W, 77-72	+8	(41-33)	+14	—
Oklahoma	W, 84-74	+9	(45-36)	+14	-1
at TCU	W, 76-64	-6	(31-37)	+14	-9
#19 Texas Tech	L, 62-65	+5	(31-26)	+15	-7

GAME TRENDS

	W/L	SCORE	TIME		
			LEADING	TRAILING	TIED
Incarnate Word	W, 87-60	32:22	5:19	2:19	
Nicholls State	W, 89-60	39:44	—	0:16	
Central Arkansas	W, 92-47	39:03	—	0:57	
Stanford	W, 86-48	37:23	0:23	2:14	
vs. Arizona St.	W, 75-63	31:19	7:24	1:17	
vs. VCU	W, 69-61	37:27	1:33	1:00	
vs. Michigan St.	W, 75-58	26:09	7:55	5:56	
UAPB	W, 99-54	37:31	0:12	2:17	
#6 Villanova	W, 57-36	39:49	—	0:11	
at Oregon	W, 78-70	13:27	24:36	1:57	
Alcorn State	W, 94-57	39:36	—	0:24	
Northwestern St.	W, 104-68	39:38	—	0:22	
at #8 Iowa St.	W, 77-72	39:30	—	0:30	
Oklahoma	W, 84-74	36:00	3:40	0:20	
at TCU	W, 76-64	30:14	6:19	3:27	
#19 Texas Tech	L, 62-65	31:27	6:56	1:37	
TOTAL		550:39 (86.0%)	64:17 (10.0%)	25:04 (3.9%)	

SPECIALTY STATISTICS

[PP - Paint; POT - Turnovers; 2nd - Second chance; BP - Bench]

OPPONENT	(BAYLOR-OPPONENT)			
	PP	POT	2ND	BP
Incarnate Word	46-12	33-12	16-3	35-18
Nicholls State	44-26	24-26	14-2	44-17
Central Arkansas	56-20	24-1	15-4	39-26
Stanford	40-26	28-6	13-5	29-28
vs. Arizona State	32-14	16-11	8-5	18-26
vs. VCU	26-30	20-14	15-3	21-14
vs. Michigan State	44-30	22-13	16-14	27-25
UAPB	38-36	28-11	18-10	59-33
#6 Villanova	22-12	12-5	5-7	24-6
at Oregon	28-30	16-10	13-12	23-9
Alcorn State	50-34	25-6	12-9	36-28
Northwestern State	42-20	26-10	13-4	21-29
at #8 Iowa State	28-44	15-17	16-10	29-12
Oklahoma	38-46	17-20	19-0	20-22
at TCU	28-22	26-15	4-8	20-12
#19 Texas Tech	22-36	11-19	6-12	14-12
BAYLOR TOTAL	584	343	203	459
Baylor Average	36.5	21.4	12.7	28.7
OPP TOTAL	438	196	105	317
Opp Average	27.4	12.3	6.6	19.8

THIRTY-NINE STRAIGHT WEEKS AP TOP-10 RANKED

- Baylor is ranked No. 1 in the Jan. 10 AP Top 25, extending a school-record streak to 39-straight weeks top-10 ranked.
- BU has been top-5 ranked in 36 of the last 39 weeks (28-week streak was snapped with preseason No. 8 ranking).
- Baylor has been in the AP Top 25 a school-record 47-straight weeks, which is the nation's 3rd-longest active streak behind only Gonzaga (105) and Villanova (50).

ENTIRE STAFF BACK FOR FIFTH-STRAIGHT SEASON

- Scott Drew's entire coaching staff returned for the 2021-22 season, a fifth-straight season of continuity.
- Jerome Tang is in his fifth season as associate head coach and has been on Drew's staff all 19 seasons at Baylor.
- Assistant coaches Alvin Brooks III (sixth season) and John Jakus (fifth season) also return to the bench.
- Special assistant & director of player development Jared Nunez is back for his 12th season, while director of basketball operations Aditya Malhotra returns for his ninth season. Special assistant to the head coach Bill Peterson and director of video operations Ty Beard are both back for their fifth seasons.

DREW'S 17-8 NCAA TOURNAMENT RECORD

- Head coach Scott Drew has a 17-8 record over nine NCAA Tournament appearances, including five Sweet 16s, three Elite Eights, one Final Four and one National Championship.
- Drew's 17-8 record (.680) is 7th-best among active coaches, trailing only Mike Krzyzewski (.764; 97-30), John Calipari (56-19; .747), Rick Pitino (33-22; .730), Chris Beard (.713; 10-4), Tom Izzo (.703; 52-22) and Bill Self (.700; 49-21).
- Drew has guided Baylor to nine of the last 12 NCAA Tournaments. Prior to Drew's arrival, Baylor had been to only four NCAA Tournaments, including just once in the 53 seasons preceding his arrival in 2003-04.
- In 2008, Drew guided Baylor to its first NCAA Championship appearance in 20 seasons (since 1988) and just its second appearance in 58 seasons since going to the eight-team tournament in 1950.

BEARS RETURN SEVEN LETTERWINNERS FROM NATIONAL TITLE TEAM

- Baylor lost four starters from last season's National Championship team, but the Bears returned seven lettermen.
- BU's seven returning lettermen entered this year with a combined 344 games (77 starts) of collegiate experience.
- Matthew Mayer (93 career games), Flo Thamba (82 career games, 30 starts), Adam Flagler (64 career games, 36 starts), Jonathan Tchamwa Tchatchoua (60 career games, 11 starts), LJ Cryer (20 career games), Zach Loveday (13 career games) and Jordan Turner (12 career games) all returned from last year's National Championship team.

BEARS WELCOME HIGHEST-RANKED RECRUITING CLASS IN PROGRAM HISTORY FOR 2021-22

- Baylor signed the highest-ranked recruiting class in program history in November 2020, inking a trio of top-40 recruits for the 2021-22 season. BU's 2021 recruiting class was ranked No. 4 nationally by ESPN.
- The Bears signed 5-star forward Kendall Brown, 4-star guard Langston Love and 4-star forward Jeremy Sochan.
- Brown was ranked No. 12 nationally, Love was No. 23 nationally and Sochan was No. 40 nationally.
- Brown and Sochan debuted in the season-opener, but Love is out for the year with a knee injury.

ANOTHER STRONG CLASS HEADED TO WACO IN 2022

- Baylor's three-player 2022 signing class is ranked No. 13 nationally by ESPN.com.
- The Bears signed the highest-ranked recruit in program history with No. 3-ranked Keyonte George (IMG Academy).
- Baylor signed another guard with No. 53-ranked Dillon Hunter (Sunrise Christian) and added 4-star big man prospect Joshua Ojianwuna (NBA Global Academy – Australia).

NON-CONFERENCE HIGHLIGHTS

- Baylor is 13-1 against the Big East during the Drew era, 16-5 vs. the Pac-12 during the Drew era, and 17-10 against the SEC during the Drew era, including 12-5 since 2012-13 and 7-1 in the Big 12/SEC Challenge.
- The Bears are 5-0 against Big Ten teams since 2015, with wins against Michigan State (2016 B4A), Wisconsin (2017 HOF Classic), Illinois (2020 Jimmy V Classic), Wisconsin (2021 NCAAT) and Michigan State (2021 B4A).

BIG 12'S SECOND-BEST ROAD MARK SINCE 2012

- Baylor is 50-41 in Big 12 road games since 2012, 2nd-best in the league behind only Kansas (thru 1/14/22).
- BU is 41-32 in Big 12 road games since 2014, which is also second-best in the league behind only Kansas.

LAST 10+ YEARS (2012-PRES.)

- Kansas — 59-33
- Baylor — 50-41
- West Virginia — 33-48
- Kansas State — 32-60
- Texas — 31-60
- Oklahoma — 28-64
- Oklahoma State — 27-65
- Iowa State — 26-66
- Texas Tech — 23-68
- TCU — 13-68

LAST 8+ YEARS (2014-PRES.)

- Kansas — 46-28
- Baylor — 41-32
- West Virginia — 30-42
- Texas — 26-47
- Oklahoma — 24-50
- Texas Tech — 22-51
- Oklahoma State — 21-53
- Kansas State — 21-53
- Iowa State — 19-55
- TCU — 13-59

APPEARANCES IN SIX OF LAST SEVEN NCAA TOURNAMENTS

- Baylor appeared in the NCAA Tournament for the sixth time in the last seven tournaments.
- BU is 1 of 16 teams to appear in six NCAA Tournaments since 2014, joining Duke, Gonzaga, Kansas, Kentucky, Michigan, Michigan State, North Carolina, Oklahoma, Oregon, Purdue, VCU, Villanova, Virginia, Wichita State and Wisconsin.

ALL FOUR DEPARTED STARTERS NOW PLAYING PROFESSIONALLY

- All four departed starters from last season’s National Championship team are now playing professionally.
- Davion Mitchell was drafted No. 9 overall by the Sacramento Kings.
- Jared Butler was drafted No. 40 by the New Orleans Pelicans (traded to Utah Jazz).
- MaCio Teague is playing on the Utah Jazz G-League team.
- Mark Vital is suiting up for the NFL’s Kansas City Chiefs.

NINE CONSECUTIVE POSTSEASON BERTHS

- Baylor is on a school-record streak of nine consecutive postseason berths and has appeared in 12 of the last 13 postseasons. BU made seven postseason appearances in the program’s 97 seasons prior to the **Scott Drew** era.
- Baylor is 1 of 10 teams to appear in every postseason since 2012, joining Gonzaga, Iona, Kansas, Michigan State, North Carolina, Oregon, Saint Mary’s, Virginia and Wichita State.
- BU earned NCAA Tournament bids in 2012, 2014, 2015, 2016, 2017, 2019 and 2021 and NIT bids in 2013 and 2018.
- Baylor has appeared in 12 of the last 13 postseasons since 2008. Prior to that, Baylor’s only postseason berths were in 1946 (NCAA), 1948 (NCAA), 1950 (NCAA), 1987 (NIT), 1988 (NCAA), 1990 (NIT) and 2001 (NIT).

SCOTT DREW COACHING TREE

- Three current Division I head coaches took their first DI head coaching jobs after stints on Scott Drew’s BU staff.
- Matthew Driscoll is in his 13th season as head coach at North Florida after six seasons as a Baylor assistant.
- Grant McCasland is in his fifth season as head coach at North Texas. He spent five years as a Baylor assistant before taking over as Arkansas State head coach for one season in 2016-17.
- Paul Mills is in his fifth season as head coach at Oral Roberts. He was a member of Drew’s original Baylor staff in 2003-04 and spent 14 years with Drew, the final eight as an assistant coach.
- All 3 former assistants have led their teams to NCAA Tournaments – Driscoll led UNF to the 2015 NCAA Tournament, while McCasland took UNT to the 2021 Second Round and Mills took ORU to the 2021 Sweet 16.

POINT GUARDS THRIVE IN DREW’S SYSTEM

- Ten of Baylor’s 11 starting point guards during the **Scott Drew** era have earned All-Big 12 recognition.
- Baylor’s starting point guard has earned All-Big 12 recognition in 16 of 17 seasons since 2004-05.
- Jared Butler (2019, 2020, 2021), Davion Mitchell (2020, 2021), Makai Mason (2019), Manu Lecomte (2017, 2018), Lester Medford (2016), Kenny Chery (2014, 2015), Pierre Jackson (2012, 2013), Tweety Carter (2010), Curtis Jerrells (2007, 2008, 2009) and Aaron Bruce (2005, 2006, 2007) have earned All-Big 12 recognition.

HISTORY OF DEVELOPMENT WITH REDSHIRTS

- Baylor has a track record of success when redshirting players. **Davion Mitchell, MaCio Teague, Freddie Gillespie, Mark Vital, Ekpe Udoh, Johnathan Motley, Cory Jefferson, Brady Heslip, Jo Lual-Acuil Jr. and Manu Lecomte** have all gone on to professional careers after redshirting.
- **Adam Flagler** and **Jonathan Tchamwa Tchatchoua** redshirted in 2019-20 while sitting out to satisfy NCAA transfer rules, while **Jordan Turner** elected to redshirt in 2019-20.

BAYLOR BASKETBALL ON THE RADIO

- Baylor basketball is aired live via the Baylor Sports Network from Learfield on ESPN Central Texas and flagship station 1660AM ESPN Radio (KRZI) in Waco and worldwide on Sirius/XM Radio.
- Games are broadcast by the “Voice of the Bears” John Morris, who was named NSMA 2019 Texas co-Sportscaster of the Year on Jan. 13, 2020, and former Baylor basketball standout Pat Nunley.
- Morris is in his 38th year doing BU broadcasts (27th full-time), and Nunley is in his 41st season as analyst.
- All of Baylor’s games can be heard live on the Internet at www.BaylorBears.com and via the TuneIn App.

OFFENSIVE REBOUNDING A BAYLOR STAPLE

- Baylor has ranked top-10 nationally in offensive rebounding percentage in all eight seasons since 2013-14, including six times ranked in the nation’s top-5. The Bears only cracked the top-20 once in Drew’s first 10 years.
- Baylor’s 8-year streak is the nation’s best, and West Virginia (7 years) is the only other team with a 4+ year streak.
- Baylor currently ranks 7th nationally in offensive rebounding percentage, grabbing 39% of its missed field goals.
- Baylor finished ranked No. 5 nationally in 2020-21, No. 8 in 2019-20, No. 2 in 2018-19, No. 9 in 2017-18, No. 3 in 2016-17, No. 4 in 2015-16, No. 1 in 2014-15 and No. 3 in 2013-14. Prior to that top-10 streak, BU’s best rank was No. 16 in 2011-12.

GRADUATING 91 PERCENT OF SENIORS

- Since **Scott Drew** took over the Baylor Basketball program in 2003, 38 of 41 scholarship players who have played their final years of collegiate eligibility under Drew have graduated from Baylor.
- Players recruited by Drew to graduate at Baylor: Tim Bush, Patrick Fields, Aaron Bruce, Mamadou Diene, Delbert Simpson, Curtis Jerrells, Henry Dugat, Kevin Rogers, Tweety Carter, Josh Lomers, Ekpe Udoh, Fred Ellis, Quincy Acy, Anthony Jones, J’mison Morgan, A.J. Walton, Cory Jefferson, Brady Heslip, Gary Franklin, Kenny Chery, Royce O’Neale, Lester Medford, Rico Gathers, Taurean Prince, Al Freeman, Johnathan Motley, Ishmail Wainright, Manu Lecomte, Jo Lual-Acuil Jr., Nuni Omot, Jake Lindsey, King McClure, Freddie Gillespie, Devonte Bandoo, MaCio Teague, Jared Butler, Mark Vital and Flo Thamba.

POINTS PER POSSESSION		
GAME	BAYLOR	OPPONENT
Incarnate Word	1.23	0.85
Nicholls State	1.16	0.78
Central Arkansas	1.10	0.56
Stanford	1.32	0.74
vs. Arizona State	1.10	0.93
vs. VCU	0.99	0.87
vs. Michigan State	1.17	0.91
UAPB 1.38	0.75	
#6 Villanova	0.95	0.60
at Oregon	1.26	1.13
Alcorn State	1.32	0.80
Northwestern State	1.30	0.85
at #8 Iowa State	1.05	0.99
Oklahoma	1.17	1.03
at TCU	1.15	0.97
#19 Texas Tech	0.98	1.03

MISCELLANEOUS

CHARGES DRAWN		BU 29, OPP 36
7	Flo Thamba	
6	James Akinjo, Jonathan Tchamwa Tchatchoua	
3	Adam Flagler, Matthew Mayer	
2	Jeremy Sochan	
1	Dale Bonner, LJ Cryer	

DUNKS		BU 75, OPP 39
29	Kendall Brown	
22	Jonathan Tchamwa Tchatchoua	
8	Flo Thamba, Jeremy Sochan	
5	Matthew Mayer	
2	Zach Loveday	
1	Dale Bonner	

PARTICIPATION

CAREER STARTS	
81	James Akinjo (16 at BU)
51	Adam Flagler (15 at BU)
50	Dale Bonner (0 at BU)
46	Flo Thamba
16	Kendall Brown
15	Matthew Mayer
11	Jonathan Tchamwa Tchatchoua (0 at BU)
1	LJ Cryer, Jeremy Sochan

CAREER GAMES PLAYED (NCAA)	
108	Matthew Mayer
98	Flo Thamba
82	James Akinjo (16 at BU)
79	Adam Flagler (43 at BU)
76	Jonathan Tchamwa Tchatchoua (45 at BU)
63	Dale Bonner (13 at BU)
61	Kijana Love (4 at BU)
34	LJ Cryer
21	Zach Loveday
19	Jordan Turner
16	Kendall Brown
15	Jeremy Sochan
5	Austin Sacks, Mitchell Paul

GAME 17 – OKLAHOMA STATE



11 – JAMES AKINJO

G • 6-1 • 190 • SR. • TR
 OAKLAND, CALIF.
 (SALESIAN HS / GEORGETOWN / ARIZONA)

AKINJO NOTEBOOK

- Transfer from Arizona, started all 26 games and earned first-team All-Pac 12 honors as junior in 2020-21
- Played first two seasons at Georgetown, named 2019 Big East Freshman of the Year
- Selected to Wooden Award Midseason Top 25 (1 of 9 players added who wasn't on preseason watch list)
- Named Big 12 Player of the Week (Jan. 3) after averaging 21.5 points, 6.0 assists, 3.0 rebounds and 2.5 steals in 2 wins
- Selected as Big 12 Newcomer of the Week (Jan. 10) after averaging 23.5 points, 6.5 assists, 4.0 rebounds, 2.0 steals in 2 wins
- Leads Big 12 in assists and ranks 3rd in steals; 14th nationally in assists (6.1/game) and 24th nationally in steals (2.19/game)
- Last 8 Games: averaging team-high 19.3 points, 6.0 assists, 2.1 steals, 39% 3FGs (17-44); led team in scoring in 6 of last 8
- Has started and posted 5+ assists in 13 of 16 games and recorded at least 1 steal in each of first 16 games at Baylor
- Led comeback from 9 points down in 2nd half with 20 points, 8 assists and 3 steals in win at TCU (1/8)
- Tied career-high with 27 points (10-of-15 FGs) and added 5 assists in win over Oklahoma (1/4)
- Posted career-high 27 points and added 9 assists, 5 rebounds and 4 steals vs. Northwestern State (12/28)
- Scored game-high 17 points and added 6 assists in 29 minutes of win at Oregon (12/18)
- Posted game-high 16 points, career-high 7 rebounds and 5 assists in win over No. 6 Villanova (12/12)
- Named 2021 Battle 4 Atlantis MVP after game-highs 15 points, 5 assists and 3 steals in title game win vs. Michigan St. (11/26)
- Back-to-back double-doubles with 4 steals in each game in 2 straight games vs. Central Arkansas (11/17) and Stanford (11/20)
- Tied career-high with 11 assists, added 11 points and 4 steals in 32 minutes vs. Stanford (11/20)
- Recorded career-first double-double with 18 points, 10 assists, 6 rebounds and 4 steals in win over Central Arkansas (11/17)
- Scored in double-figures in 61 of 82 collegiate games, including 15 games of 20+ points
- Ranked No. 90 in class of 2018 by 247Sports; originally committed to UConn, released after coaching change

SEASON HIGHS

Points: – 27 vs. Northwestern State (12/28/21); vs. Oklahoma (1/4/22)
 FG: – 10 vs. Oklahoma (1/4/22)
 FGA: – 20 vs. Northwestern State (12/28/21)
 3FG: – 3 vs. Northwestern State (12/28/21); vs. Oklahoma (1/4/22)
 3FGA: – 8 vs. Northwestern St. (12/28/21); vs. Texas Tech (1/11/22)
 FT: – 6, three times
 FTA: – 8 vs. Central Arkansas (11/17/21)
 Rebounds: – 7 vs. Villanova (12/12/21)
 Assists: – 11 vs. Stanford (11/20/21)
 Turnovers: – 7 vs. VCU (11/25/21); vs. Oklahoma (1/4/22)
 Blocks: –
 Steals: – 4, three times
 Minutes Played: – 37 vs. Oklahoma (1/4/22); vs. TTU(1/11/22)

CAREER HIGHS

Points: – 27 vs. Northwestern State (12/28/21); vs. Oklahoma (1/4/22)
 FG: – 10 vs. Oklahoma (1/4/22)
 FGA: – 20 vs. Northwestern State (12/28/21)
 3FG: – 5, four times
 3FGA: – 9 vs. Grambling (11/27/20); at Arizona State (1/21/21)
 FT: – 14 vs. UTEP (12/12/20)
 FTA: – 14 vs. UTEP (12/12/20)
 Rebounds: – 7, three times
 Assists: – 11 vs. Creighton (1/21/19); vs. Stanford (11/20/21)
 Turnovers: – 7 vs. VCU (11/25/21); vs. Oklahoma (1/4/22)
 Blocks: – 1 vs. Seton Hall (3/2/19)
 Steals: – 5 vs. Xavier (1/31/19); at Oregon State (1/14/21)
 Minutes Played: – 47 vs. Seton Hall (3/2/19); vs. Providence (1/12/20)

MISCELLANEOUS

	21-22	BU RECORD
Double-Figure Points:	12	11-1
Double-Figure Assists:	2	2-0
Double-Doubles	2	2-0
20+ Points:	3	3-0
5+ Assists:	13	12-1
Led team in Points:	7	6-1
Led team in Rebounds:	–	–
Led team in Assists:	12	12-0

2021-22 GAME-BY-GAME

OPPONENT	DATE	GS	MIN	FG	3FG	FT	OR-DR-TR	PF	A	T	B	S	PTS
Incarname Word	11/12	*	29	3-7	2-4	1-2	0-2-2	1	6	2	0	1	10
Nicholls State	11/15	*	24	1-6	0-2	0-0	0-1-1	0	5	5	0	2	2
Central Arkansas	11/17	*	30	5-9	2-2	6-8	1-5-6	2	10	3	0	4	18
Stanford	11/20	*	32	5-12	1-3	0-0	0-1-1	2	11	2	0	4	11
vs. Arizona State	11/24	*	33	4-11	1-4	0-0	0-2-2	3	7	2	0	2	9
vs. VCU	11/25	*	29	1-6	0-1	4-4	0-1-1	6	2	7	0	1	6
vs. Michigan State	11/26	*	33	5-14	1-4	4-5	0-1-1	1	5	3	0	3	15
Arkansas Pine-Bluff	12/4	*	26	3-7	2-4	0-0	0-2-2	0	3	2	0	1	8
#6 Villanova	12/12	*	35	6-15	2-7	2-2	0-7-7	2	5	1	0	2	16
at Oregon	12/18	*	29	6-14	2-4	3-4	0-0-0	2	6	3	0	2	17
Alcorn State	12/20	*	31	6-11	2-6	0-0	0-1-1	1	7	4	0	2	14
Northwestern State	12/28	*	31	9-20	3-8	6-7	1-4-5	0	9	3	0	4	27
at #8 Iowa State	1/1	*	33	6-12	2-2	2-5	0-1-1	3	3	4	0	1	16
Oklahoma	1/4	*	37	10-15	3-5	4-6	0-4-4	2	5	7	0	1	27
at TCU	1/8	*	36	9-15	2-4	0-0	0-4-4	1	8	3	0	3	20
#19 Texas Tech	1/11	*	37	5-14	1-8	6-6	1-3-4	0	5	1	0	2	17
Oklahoma State	1/15												
at West Virginia	1/18												
at Oklahoma	1/22												
Kansas State	1/25												
at Alabama	1/29												
West Virginia	1/31												
at Kansas	2/5												
at Kansas State	2/9												
Texas	2/12												
at Texas Tech	2/16												
TCU	2/19												
at Oklahoma State	2/21												
Kansas	2/26												
at Texas	2/28												
Iowa State	3/5												

SEASON		TEAM	GP-GS	MIN/AVG	Field Goals	3-Point	F-Throws	Rebounds	PF-FO					A		TO		BLK		STL		PTS		AVG
SEASON	TEAM	GP-GS	MIN/AVG	FG-FGA	FG%	3FG-3FGA	3FG%	FT-FTA	FT%	OFF	DEF	TOT	AVG	PF-FO	A	TO	BLK	STL	PTS	AVG				
2018-19	GTown	33-32	1044/31.6	128-351	.365	52-133	.391	134-165	.812	7	89	96	2.9	81-1	173	99	1	37	442	13.4				
2019-20	GTown	7-7	215/30.7	30-89	.337	8-33	.242	26-32	.813	4	17	21	3.0	12-0	31	16	0	14	94	13.4				
2020-21	UA	26-26	908/34.9	124-327	.379	53-130	.408	104-127	.819	8	51	59	2.3	51-0	141	60	0	37	405	15.6				
2021-22	Baylor	16-16	506/31.6	85-190	.447	25-66	.379	38-49	.776	3	39	42	2.6	23-0	97	52	0	35	233	14.6				
TOTAL FOR Baylor		16-16	506/31.6	85-190	.447	25-66	.379	38-49	.776	3	39	42	2.6	23-0	97	52	0	35	233	14.6				
TOTAL		82-81	2674/32.6	367-957	.383	138-362	.381	302-373	.810	22	196	218	2.7	167-1	442	227	1	123	1174	14.3				



3 – DALE BONNER

G • 6-2 • 170 • JR. • TR
 SHAKER HEIGHTS, OHIO
 (SHAKER HEIGHTS HS / FAIRMONT STATE)

SEASON HIGHS

Points: – 9 vs. Northwestern State (12/28/21)
 FG: – 4 vs. Northwestern State (12/28/21)
 FGA: – 6 vs. Northwestern State (12/28/21)
 3FG: – 1, three times
 3FGA: – 4 vs. Stanford (11/20/21)
 FT: – 3 vs. Stanford (11/20/21)
 FTA: – 4 vs. Stanford (11/20/21)
 Rebounds: – 2 vs. Arizona State (11/24/21)
 Assists: – 4 vs. Nicholls State (11/15/21)
 Turnovers: – 2 vs. Northwestern State (12/28/21); at TCU (1/8/22)
 Blocks: –
 Steals: – 2, four times
 Minutes Played: – 24 vs. Northwestern State (12/28/21)

CAREER HIGHS

Points: – 35 at Notre Dame (OH) (2/22/21)
 FG: – 12 vs. Glenville State (12/15/19)
 FGA: – 26 vs. Glenville State (12/15/19)
 3FG: – 5 vs. Frostburg State (2/27/21)
 3FGA: – 9 vs. Charleston (WV) (3/6/21)
 FT: – 11, three times
 FTA: – 18 at West Liberty (1/15/20)
 Rebounds: – 11 at West Virginia Wesleyan (11/26/19)
 Assists: – 11 at Bowie State (11/30/19); vs. Concord (2/8/21)
 Turnovers: – 8 vs. West Virginia Wesleyan (2/26/20)
 Blocks: – 2 vs. Frostburg State (2/29/20)
 Steals: – 6 vs. Urbana (1/8/20)
 Minutes Played: – 40, four times

MISCELLANEOUS

	21-22	BU RECORD
Double-Figure Points:	–	–
20+ Points:	–	–
5+ Assists:	–	–
Led team in Points:	–	–
Led team in Rebounds:	–	–
Led team in Assists:	–	–
Led team in Bench Points:	1	1-0

BONNER NOTEBOOK

- Transfer from Division II Fairmont State, started 50 games over 2 seasons with Falcons
- Played 11 minutes off bench vs. No. 19 Texas Tech (season-high in Big 12 play), recording 2 assists and 2 offensive rebounds
- Scored 9 points in season-high 24 minutes off bench vs. Northwestern State (12/28) after posting 14 points over first 10 games
- Made Baylor debut with 16 minutes off bench vs. UIW (11/12), had 2 assists, 2 steals and team-best +23 plus-minus
- Led Fairmont State in scoring, assists and steals in both seasons, guiding FSU to 38-12 record
- Averaged FSU team-best 20.2 points per game as redshirt sophomore in 2020-21
- Also led Falcons in assists (4.5/game) and steals (2.0 per game) in 2020-21
- Posted 17.8 ppg, 5.3 apg, 2.3 spg as redshirt freshman in 2019-20, leading Fairmont to 23-7 record

2021-22 GAME-BY-GAME

OPPONENT	DATE	GS	MIN	FG	3FG	FT	OR-DR-TR	PF	A	T	B	S	PTS
Incarnate Word	11/12		16	0-4	0-1	0-0	0-0-0	0	2	0	0	2	0
Nicholls State	11/15		10	0-3	0-2	0-0	0-1-1	0	4	0	0	0	0
Central Arkansas	11/17		15	1-2	1-2	0-0	0-0-0	2	0	0	0	0	3
Stanford	11/20		19	1-5	1-4	3-4	1-0-1	2	1	1	0	2	6
vs. Arizona State	11/24		5	0-1	0-1	0-0	2-0-2	0	0	0	0	0	0
vs. VCU	11/25		3	0-0	0-0	0-0	0-0-0	0	1	0	0	0	0
vs. Michigan State	11/26		4	0-0	0-0	1-2	0-0-0	0	0	1	0	0	1
Arkansas Pine-Bluff	12/4		12	0-2	0-1	0-0	0-1-1	1	2	0	0	0	0
#6 Villanova	12/12			DNP									
at Oregon	12/18		5	0-1	0-1	0-0	0-0-0	0	0	0	0	0	0
Alcorn State	12/20		16	2-5	0-1	0-0	1-0-1	1	3	0	0	2	4
Northwestern State	12/28		24	4-6	1-3	0-0	0-1-1	0	1	2	0	2	9
at #8 Iowa State	1/1			DNP									
Oklahoma	1/4			DNP									
at TCU	1/8		7	0-1	0-1	1-2	1-0-1	1	0	2	0	0	1
#19 Texas Tech	1/11		11	0-1	0-0	0-0	2-0-2	0	2	0	0	0	0
Oklahoma State	1/15												
at West Virginia	1/18												
at Oklahoma	1/22												
Kansas State	1/25												
at Alabama	1/29												
West Virginia	1/31												
at Kansas	2/5												
at Kansas State	2/9												
Texas	2/12												
at Texas Tech	2/16												
TCU	2/19												
at Oklahoma State	2/21												
Kansas	2/26												
at Texas	2/28												
Iowa State	3/5												

BONNER, Dale

SEASON	TEAM	GP-GS	MIN/AVG	Field Goals		3-Point		F-Throws		Rebounds				Scoring						
				FG-FGA	FG%	3FG-3FGA	3FG%	FT-FTA	FT%	OFF	DEF	TOT	AVG	PF-FO	A	TO	BLK	STL	PTS	AVG
2019-20	FairSt	30-30	1002/33.4	191-417	.458	39-105	.371	113-166	.681	39	106	145	4.8	72-1	158	93	6	69	534	17.8
2020-21	FairSt	20-20	694/34.7	138-301	.458	45-103	.437	102-128	.797	23	81	104	5.2	36-1	90	58	2	40	423	21.2
2021-22	Baylor	13-0	147/11.3	8-31	.258	3-17	.176	5-8	.625	7	3	10	0.8	7-0	16	6	0	8	24	1.8
TOTAL FOR Baylor		13-0	147/11.3	8-31	.258	3-17	.176	5-8	.625	7	3	10	0.8	7-0	16	6	0	8	24	1.8
TOTAL		63-50	1843/29.3	337-749	.450	87-225	.387	220-302	.728	69	190	259	4.1	115-2	264	157	8	117	981	15.6

GAME 17 – OKLAHOMA STATE



2 — KENDALL BROWN

G/F • 6-8 • 205 • FR. • HS
COTTAGE GROVE, MINN.
(SUNRISE CHRISTIAN – KS)

SEASON/CAREER HIGHS

Points: – 19 vs. Central Arkansas (11/17/21)
FG: – 8 vs. Central Arkansas (11/17/21)
FGA: – 13 vs. Central Arkansas (11/17/21)
3FG: – 2 vs. Stanford (11/20/21)
3FGA: – 3 vs. Stanford (11/20/21)
FT: – 5 vs. Alcorn State (12/20/21)
FTA: – 6 at Oregon (12/18/21)
Rebounds: – 9 vs. Northwestern State (12/28/21)
Assists: – 10 vs. Nicholls State (11/15/21)
Turnovers: – 3 vs. Nicholls State (11/15/21); vs. Texas Tech (1/11/22)
Blocks: – 2 vs. Nicholls State (11/15/21)
Steals: – 3 vs. Stanford (11/20/21)
Minutes Played: – 30, three times

MISCELLANEOUS

	21-22	BU RECORD
Double-Figure Points:	11	11-0
Double-Figure Rebounds:	–	–
Double-Figure Assists:	1	1-0
5+ Assists:	2	1-1
Led team in Points:	2	2-0
Led team in Rebounds:	–	–
Led team in Blocks:	2	2-0
Led team in Assists:	2	1-1

BROWN NOTEBOOK

- 5-star recruit, ranked No. 12 nationally in class of 2021 by 247Sports; 4th 5-star signee in BU history
- Leads team with 29 dunks this season; 4 dunks in a game 4x (UIW, Nicholls, UCA, Oregon)
- Ranks 7th nationally in effective FG% (.702), leads all freshmen, next closest is Gonzaga's Chet Holmgren (.683)
- Has scored 10+ points in 11 of 16 games this season; has a steal in 12 of 16 games
- Led team in scoring for first time with 17 points (15 in 2nd half) on 7-of-8 shooting in win at Oregon (12/18)
- Named to Battle 4 Atlantis All-Tournament Team after averaging 12.0 points and shooting 16-of-21 (76%) from field
- Started in collegiate debut vs. UIW (11/12), had 13 points (4 dunks) and 2 steals in 18 minutes
- Came up 2 rebounds shy of triple-double in 2nd collegiate game, posting 13 points (4 dunks), 8 rebounds, 10 assists vs. NSU
- Tabbed as Preseason Big 12 Freshman of the Year, first in Baylor history
- Fourth McDonald's All-American to sign with Baylor (Tweety Carter, Perry Jones III, Isaiah Austin)
- Originally from Minnesota, finished high school career at Sunrise Christian in Bel Air, Kan.
- Participated in 2021 USA Basketball Men's U19 World Cup Team training camp

2021-22 GAME-BY-GAME

OPPONENT	DATE	GS	MIN	FG	3FG	FT	OR-DR-TR	PF	A	T	B	S	PTS
Incarnate Word	11/12	*	18	5-8	0-0	3-4	1-1-2	2	1	1	0	2	13
Nicholls State	11/15	*	27	6-7	1-1	0-0	2-6-8	4	10	3	2	1	13
Central Arkansas	11/17	*	22	8-13	0-0	3-4	3-2-5	1	1	1	0	2	19
Stanford	11/20	*	25	6-8	2-3	1-3	1-0-1	2	3	2	1	3	15
vs. Arizona State	11/24	*	26	4-5	1-1	1-1	0-4-4	1	0	0	0	1	10
vs. VCU	11/25	*	30	6-9	0-0	2-2	2-3-5	3	0	1	0	1	14
vs. Michigan State	11/26	*	23	6-7	0-1	0-0	0-1-1	1	1	1	0	1	12
Arkansas Pine-Bluff	12/4	*	20	5-7	0-1	1-1	3-1-4	1	0	2	0	1	11
#6 Villanova	12/12	*	23	2-5	0-1	0-0	0-1-1	4	0	2	0	0	4
at Oregon	12/18	*	18	7-8	0-0	3-6	2-2-4	3	1	0	0	1	17
Alcorn State	12/20	*	26	5-7	1-2	5-5	1-1-2	0	1	1	0	0	16
Northwestern State	12/28	*	26	5-7	0-0	2-4	3-6-9	2	1	2	1	1	12
at #8 Iowa State	1/1	*	30	2-6	0-1	0-0	2-3-5	2	1	1	1	1	4
Oklahoma	1/4	*	22	1-2	0-0	0-0	0-1-1	3	1	2	0	2	2
at TCU	1/8	*	28	4-5	0-0	1-2	2-2-4	1	3	1	0	0	9
#19 Texas Tech	1/11	*	30	2-5	0-1	1-1	0-5-5	2	6	3	0	0	5
Oklahoma State	1/15												
at West Virginia	1/18												
at Oklahoma	1/22												
Kansas State	1/25												
at Alabama	1/29												
West Virginia	1/31												
at Kansas	2/5												
at Kansas State	2/9												
Texas	2/12												
at Texas Tech	2/16												
TCU	2/19												
at Oklahoma State	2/21												
Kansas	2/26												
at Texas	2/28												
lowa State	3/5												

BROWN, Kendall

		Field Goals		3-Point		F-Throws		Rebounds				Scoring								
SEASON	TEAM	GP-GS	MIN/AVG	FG-FGA	FG%	3FG-3FGA	3FG%	FT-FTA	FT%	OFF	DEF	TOT	AVG	PF-FO	A	TO	BLK	STL	PTS	AVG
2021-22	Baylor	16-16	395/24.7	74-109	.679	5-12	.417	23-33	.697	22	39	61	3.8	32-0	30	23	5	17	176	11.0
TOTAL		16-16	395/24.7	74-109	.679	5-12	.417	23-33	.697	22	39	61	3.8	32-0	30	23	5	17	176	11.0



4 – LJ CRYER

G • 6-1 • 190 • SO. • 1L

KATY, TEXAS

(MORTON RANCH HS)

CRYER NOTEBOOK

- Sophomore guard from Katy, Texas, just 170 miles southeast of Waco
- Appeared in 20 games off bench as true freshman during 2020-21 national championship season
- Ranks 11th nationally (2nd in Power-5) in 3-point percentage (.468)
- Has scored 179 points in 14 games (354 minutes), doubling last season's points total (67 points in 197 minutes)
- Scored 13+ points in 8 games this season after posting 2 double-figure scoring games during 2020-21 freshman season
- Led team in scoring 5 times this season (20 vs. NSU, 20 vs. UCA, 21 vs. Stanford, 15 vs. Arizona State, 20 vs. UAPB)
- Has 4 20-point games this season – vs. Nicholls State (20), Central Arkansas (20), Stanford (21), UAPB (20)
- Scored 15 points off bench, including 9 points as part of 2nd-half comeback from 9 down in win at TCU (1/8/22)
- Returned from 2-game absence to post 13 points in 20 minutes off bench in win at No. 8 Iowa State (1/1/22)
- Made career-first start and set new career-high with 21 points in 32 minutes vs. Stanford (11/20/21)
- Posted 20 points and added career-high 6 assists and 0 turnovers in 22 minutes vs. UCA (11/17/21)
- Made collegiate debut with 17 points in 15 minutes off bench vs. Louisiana (11/28/20), making 5-of-7 treys and adding 2 steals
- Led team with 15 points in season-high 25 minutes off bench vs. Arkansas-Pine Bluff (12/21/20)
- Has 11 career double-figure scoring games (9 this season), including 8 games with 15+ points (6 this season)
- Scored 3,488 points at Morton Ranch High School, 5th-most all-time in Texas public schools
- Averaged 34.2 points, 5.3 assists and 2.4 steals as high school senior, earning Class 6A All-State recognition
- Ranked No. 12 PG by ESPN and No. 51 overall by Rivals in 2020 high school class rankings
- Made 145 treys (4.3/game) and scored 1,164 points during pandemic-shortened high school senior season
- Both parents played sports at Grambling, father Lionel Sr. (football) and mother Tamica (volleyball)

SEASON HIGHS

Points: – 21 vs. Stanford (11/20/21)
 FG: – 9 vs. Central Arkansas (11/17/21)
 FGA: – 15 vs. Central Arkansas (11/17/21)
 3FG: – 5 vs. Nicholls State (11/15/21); vs. Stanford (11/20/21)
 3FGA: – 9 vs. Stanford (11/20/21); vs. UAPB (12/4/21)
 FT: – 4 vs. VCU (11/25/21)
 FTA: – 6 vs. VCU (11/25/21)
 Rebounds: – 4 vs. Stanford (11/20/21); vs. Arizona State (11/24/21)
 Assists: – 6 vs. Central Arkansas (11/17/21)
 Turnovers: – 4 vs. VCU (11/25/21); vs. Texas Tech (11/1/22)
 Blocks: –
 Steals: – 3 at Iowa State (1/1/22)
 Minutes Played: – 32 vs. Stanford (11/20/21)

CAREER HIGHS

Points: – 21 vs. Stanford (11/20/21)
 FG: – 9 vs. Central Arkansas (11/17/21)
 FGA: – 15 vs. Central Arkansas (11/17/21)
 3FG: – 5, three times
 3FGA: – 9 vs. Stanford (11/20/21); vs. UAPB (12/4/21)
 FT: – 4 vs. VCU (11/25/21)
 FTA: – 6 vs. VCU (11/25/21)
 Rebounds: – 4 vs. Stanford (11/20/21); vs. Arizona State (11/24/21)
 Assists: – 6 vs. Central Arkansas (11/17/21)
 Turnovers: – 4, three times
 Blocks: –
 Steals: – 3 at Iowa State (1/1/22)
 Minutes Played: – 32 vs. Stanford (11/20/21)

MISCELLANEOUS

	21-22	CAREER	BU RECORD
Double-Figure Points:	9	11	10-1
20+ Points:	4	4	4-0
5+ Assists:	1	1	1-0
Led team in Points:	5	6	6-0
Led team in Rebounds:	–	–	–
Led team in Assists:	1	1	1-0
Led team in Bench Points:	8	10	9-1

2021-22 GAME-BY-GAME

OPPONENT	DATE	GS	MIN	FG	3FG	FT	OR-DR-TR	PF	A	T	B	S	PTS
Incarnate Word	11/12		22	5-10	2-6	1-1	0-2-2	2	3	2	0	0	13
Nicholls State	11/15		24	7-9	5-6	1-1	0-2-2	3	2	0	0	2	20
Central Arkansas	11/17		22	9-15	2-5	0-0	0-2-2	0	6	0	0	2	20
Stanford	11/20	*	32	8-12	5-9	0-0	1-3-4	1	1	1	0	1	21
vs. Arizona State	11/24		25	6-12	3-5	0-0	0-4-4	4	1	1	0	0	15
vs. VCU	11/25		25	1-6	0-3	4-6	0-0-0	1	2	4	0	1	6
vs. Michigan State	11/26		26	3-7	2-5	0-0	0-1-1	2	1	1	0	2	8
Arkansas Pine-Bluff	12/4		24	7-14	4-9	2-4	0-1-1	0	1	2	0	0	20
#6 Villanova	12/12		23	2-6	2-5	2-2	0-1-1	1	0	1	0	0	8
at Oregon	12/18		28	2-8	1-4	0-2	0-1-1	0	4	1	0	2	5
Alcorn State	12/20			DNP									
Northwestern State	12/28			DNP									
at #8 Iowa State	1/1		20	5-8	3-5	0-0	0-1-1	1	0	2	0	3	13
Oklahoma	1/4		26	1-5	1-4	2-2	0-0-0	0	1	3	0	0	5
at TCU	1/8		28	5-10	4-7	1-3	1-2-3	2	2	0	0	0	15
#19 Texas Tech	1/11		29	4-9	2-4	0-0	0-0-0	1	0	4	0	1	10
Oklahoma State	1/15												
at West Virginia	1/18												
at Oklahoma	1/22												
Kansas State	1/25												
at Alabama	1/29												
West Virginia	1/31												
at Kansas	2/5												
at Kansas State	2/9												
Texas	2/12												
at Texas Tech	2/16												
TCU	2/19												
at Oklahoma State	2/21												
Kansas	2/26												
at Texas	2/28												
Iowa State	3/5												

CRYER, Lj

SEASON	TEAM	Field Goals				3-Point		F-Throws		Rebounds				Scoring						
		GP-GS	MIN/AVG	FG-FGA	FG%	3FG-3FGA	3FG%	FT-FTA	FT%	OFF	DEF	TOT	AVG	PF-FO	A	TO	BLK	STL	PTS	AVG
2020-21	Baylor	20-0	197/9.9	21-55	.382	16-44	.364	9-14	.643	3	8	11	0.6	7-0	15	9	0	10	67	3.4
2021-22	Baylor	14-1	354/25.3	65-131	.496	36-77	.468	13-21	.619	2	20	22	1.6	18-0	24	22	0	14	179	12.8
TOTAL		34-1	552/16.2	86-186	.462	52-121	.430	22-35	.629	5	28	33	1.0	25-0	39	31	0	24	246	7.2

GAME 17 – OKLAHOMA STATE



10 — ADAM FLAGLER

G • 6-3 • 185 • JR. • 1L

DULUTH, GA.

(DULUTH HS / PRESBYTERIAN)

SEASON HIGHS

Points: — 22 vs. Oklahoma (1/4/22); at TCU (1/8/22)
 FG: — 8, three times
 FGA: — 14 vs. Oklahoma (1/4/22)
 3FG: — 6 at TCU (1/8/22)
 3FGA: — 10 vs. Northwestern State (12/28/21); at TCU (1/8/22)
 FT: — 5 vs. Alcorn State (12/20/21)
 FTA: — 6 vs. Alcorn State (12/20/21)
 Rebounds: — 5 vs. Nicholls State (11/15/21); at Iowa State (11/1/22)
 Assists: — 11 vs. Northwestern State (12/28/21)
 Turnovers: — 5 at Iowa State (11/1/22); vs. Oklahoma (1/4/22)
 Blocks: — 1 vs. Incarnate Word (11/12/21)
 Steals: — 5 vs. Alcorn State (12/20/21)
 Minutes Played: — 37 at Oregon (12/18/21)

CAREER HIGHS

Points: — 29 at UCLA (11/19/18)
 FG: — 11 vs. Winthrop (1/26/19)
 FGA: — 19, twice; at UCLA (11/19/18) and at Winthrop (1/26/19)
 3FG: — 7 at UCLA (11/19/18)
 3FGA: — 14 at UCLA (11/19/18)
 FT: — 10 vs. VMI (12/12/18)
 FTA: — 10, twice; vs. VMI (12/12/18) and at Robert Morris (3/24/19)
 Rebounds: — 10 at UNC Asheville (2/23/19)
 Assists: — 11 vs. Northwestern State (12/28/21)
 Turnovers: — 5 at Iowa State (11/1/22); vs. Oklahoma (1/4/22)
 Blocks: — 1, 11 times
 Steals: — 5 vs. Alcorn State (12/20/21)
 Minutes Played: — 40 vs. Gardner-Webb (2/9/19)

MISCELLANEOUS

	21-22	BU CAREER	BU RECORD
Double-Figure Points:	11	25	24-1
Double-Figure Assists:	1	1	1-0
Double-Doubles:	1	1	1-0
20+ Points:	3	4	4-0
5+ Assists:	4	5	5-0
Led team in Points:	2	7	6-1
Led team in Rebounds:	—	—	—
Led team in Assists:	5	6	6-0
Led team in Bench Points:	—	13	12-1

FLAGLER NOTEBOOK

- Fourth-year junior, sat out and redshirted 2019-20 season after playing freshman year at Presbyterian College
- Came off bench in 28 games of 2020-21 national title season, had 14 double-figure scoring games and led BU in scoring 5 times
- Made 5+ 3-pointers in 4 of last 7 games (52%; 24-of-46 during stretch) after doing so in 6 of first 72 collegiate games
- Last 7 games: averaging 17.1 points, 4.1 assists, 1.9 steals, shooting 52% from 3-point range (24-46)
- Has scored in double-figures in 25 of 43 games played at BU (14 of 28 off bench), including 12 games with 15+ points
- Bears are 24-1 when he scores in double-figures and 6-1 when he leads team in scoring
- Has made multiple 3-pointers in 55 of 79 career games (23 of 43 at Baylor)
- 34 career games with 3+ 3FGs, 15 gms with 4+ 3FGs, 10 gms with 5+ 3FGs, 5 gms with 6+ 3FGs, 1 gm with 7+ 3FGs
- Has scored in double-figures in 57 of 79 collegiate games; has 14 career 20-point games (4 at Baylor)
- Named Big 12 Player of the Week (1/10/22) after scoring Baylor career-high 22 points in back-to-back games vs. OU and TCU
- Made 6 second-half 3-pointers in comeback from 9 points down at TCU (1/8/22)
- Recorded 1st double-double at BU (2nd of career) with 21 points, 11 assists and 0 turnovers vs. Northwestern State (12/28/21)
- Made 5 first-half 3-pointers as part of 16-point, 4-assist effort in win at Oregon (12/18/21)
- Scored 13 points in 21 minutes off bench in national title game win over Gonzaga (4/5/21)
- Led team with 16 points and made 2 of team's 3 treys in Sweet 16 win over No. 18 Villanova (3/27/21)
- Posted game-high 18 points in Bears' win over No. 5 Illinois (12/2/20), including 11 points in 2nd half
- Earned 2019 Big South Freshman of the Year honors and was 5-time Big South Freshman of the Week
- Posted career-high 29 points at UCLA (11/19/18), including 24 points and 6 treys in 2nd half
- Scored 20+ points 10 times as freshman, including games at Dayton, at UCLA and at Marquette
- Brother, Duvaughn, played football at Gardner-Webb (2004-07) and finished with 188 receptions, 2,552 yards and 31 TDs
- Aspires to become a pediatrician

2021-22 GAME-BY-GAME

OPPONENT	DATE	GS	MIN	FG	3FG	FT	OR-DR-TR	PF	A	T	B	S	PTS
Incarnate Word	11/12	*	21	3-7	2-4	1-2	0-1-1	0	4	0	1	0	9
Nicholls State	11/15	*	25	5-11	2-6	0-0	2-3-5	2	4	3	0	1	12
Central Arkansas	11/17	*	8	1-2	0-1	0-0	0-0-0	0	0	1	0	1	2
Stanford	11/20			DNP									
vs. Arizona State	11/24	*	30	5-13	1-6	2-2	2-2-4	3	1	1	0	1	13
vs. VCU	11/25	*	30	3-9	1-4	2-2	1-2-3	0	2	1	0	1	9
vs. Michigan State	11/26	*	31	4-12	3-9	0-0	1-3-4	1	5	0	0	1	11
Arkansas Pine-Bluff	12/4	*	21	1-7	1-6	0-0	0-1-1	0	2	2	0	1	3
#6 Villanova	12/12	*	28	5-11	0-4	0-0	0-1-1	1	5	1	0	1	10
at Oregon	12/18	*	37	5-11	5-7	1-2	2-1-3	1	4	4	0	2	16
Alcorn State	12/20	*	26	3-6	1-3	5-6	0-1-1	0	5	0	0	5	12
Northwestern State	12/28	*	31	8-13	5-10	0-0	0-1-1	0	11	0	0	1	21
at #8 Iowa State	1/1	*	35	4-11	0-4	2-2	1-4-5	2	4	5	0	0	10
Oklahoma	1/4	*	33	8-14	2-4	4-4	1-2-3	2	2	5	0	1	22
at TCU	1/8	*	33	8-13	6-10	0-0	1-0-1	1	2	3	0	3	22
#19 Texas Tech	1/11	*	28	6-11	5-8	0-2	1-0-1	4	1	2	0	1	17
Oklahoma State	1/15												
at West Virginia	1/18												
at Oklahoma	1/22												
Kansas State	1/25												
at Alabama	1/29												
West Virginia	1/31												
at Kansas	2/5												
at Kansas State	2/9												
Texas	2/12												
at Texas Tech	2/16												
TCU	2/19												
at Oklahoma State	2/21												
Kansas	2/26												
at Texas	2/28												
Iowa State	3/5												

FLAGLER, Adam

SEASON	TEAM	GP-GS	MIN/AVG	Field Goals		3-Point		F-Throws		Rebounds				Scoring						
				FG-FGA	FG%	3FG-3FGA	3FG%	FT-FTA	FT%	OFF	DEF	TOT	AVG	PF-FO	A	TO	BLK	STL	PTS	AVG
2018-19	Presb	36-36	1104/30.7	196-447	.438	108-280	.386	71-85	.835	27	95	122	3.4	61-0	45	42	9	28	571	15.9
2020-21	Baylor	28-0	637/22.8	84-185	.454	46-106	.434	41-47	.872	25	39	64	2.3	43-0	40	21	1	24	255	9.1
2021-22	Baylor	15-15	416/27.7	69-151	.457	34-86	.395	17-22	.773	12	22	34	2.3	17-0	52	28	1	20	189	12.6
TOTAL FOR Baylor		43-15	1053/24.5	153-336	.455	80-192	.417	58-69	.841	37	61	98	2.3	60-0	92	49	2	44	444	10.3
TOTAL		79-51	2157/27.3	349-783	.446	188-472	.398	129-154	.838	64	156	220	2.8	121-0	137	91	11	72	1015	12.8



32 — ZACH LOVEDAY

F • 7-0 • 240 • SO. • 1L

GALLIPOLIS, OHIO
(HUNTINGTON PREP)

SEASON HIGHS

Points: — 5 vs. UAPB (12/4/21)
 FG: — 2 vs. UAPB (12/4/21)
 FGA: — 4 vs. UAPB (12/4/21)
 3FG: — 1 vs. UAPB (12/4/21); vs. Alcorn State (12/20/21)
 3FGA: — 2 vs. UAPB (12/4/21); vs. Alcorn State (12/20/21)
 FT: — 1 vs. Alcorn State (12/20/21)
 FTA: — 2 vs. Alcorn State (12/20/21)
 Rebounds: — 3 vs. UAPB (12/4/21); vs. Alcorn State (12/20/21)
 Assists: —
 Turnovers: — 3 vs. Alcorn State (12/20/21)
 Blocks: — 2 vs. Northwestern State (12/28/21)
 Steals: —
 Minutes Played: — 8 vs. UAPB (12/4/21); vs. Alcorn State (12/20/21)

CAREER HIGHS

Points: — 10 vs. Alcorn State (12/30/20)
 FG: — 4 vs. UAPB (12/21/20); vs. Alcorn State (12/30/20)
 FGA: — 5 vs. UAPB (12/21/20)
 3FG: — 1, three times
 3FGA: — 2 vs. UAPB (12/4/21); vs. Alcorn State (12/20/21)
 FT: — 2 vs. Alcorn State (12/30/20)
 FTA: — 2, three times
 Rebounds: — 4 vs. UAPB (12/21/20)
 Assists: — 1 vs. Kansas State (1/27/21)
 Turnovers: — 3 vs. Alcorn State (12/20/21)
 Blocks: — 2 vs. Alcorn State (12/30/20); vs. NWST (12/28/21)
 Steals: — 1 vs. Louisiana-Lafayette (11/28/20)
 Minutes Played: — 16 vs. UAPB (12/21/20)

MISCELLANEOUS

	21-22	CAREER	BU RECORD
Double-Figure Points:	—	1	1-0
2+ Blocks:	1	2	2-0
Led team in Points:	—	—	—
Led team in Rebounds:	—	—	—
Led team in Blocks:	2	5	5-0
Led team in Bench Points:	—	—	—

LOVEDAY NOTEBOOK

- Sophomore 7-footer from Ohio, played final two high school seasons at national power Huntington Prep
- Blocked 2 shots in 7 minutes off bench vs. Northwestern State (12/28/21); has 3 blocks in 23 minutes over last 3 games played
- Scored in double-figures for first time with 10 points (4-4 FGs) and added 2 blocks in 10 minutes vs. Alcorn State (12/30/20)
- Made career-first 3-pointer and added assist as part of 6-point effort in 5 minutes off bench vs. K-State (1/27/21)
- Posted 8 points and 4 rebounds and 16 minutes off bench vs. UAPB (12/21)
- Ranked No. 51 overall and No. 12 among centers in 2020 signing class by Rivals
- One of five players from 2019-20 Huntington Prep squad to sign with Division I programs
- Father, Billy Loveday, played basketball at Hanover College

2021-22 GAME-BY-GAME

OPPONENT	DATE	GS	MIN	FG	3FG	FT	OR-DR-TR	PF	A	T	B	S	PTS
Incarnate Word	11/12		3	0-1	0-1	0-0	1-1-2	0	0	2	0	0	0
Nicholls State	11/15		3	1-1	0-0	0-0	0-0-0	0	0	0	0	0	2
Central Arkansas	11/17		3	0-0	0-0	0-0	0-2-2	0	0	0	0	0	0
Stanford	11/20		3	0-0	0-0	0-0	0-0-0	0	0	0	0	0	0
vs. Arizona State	11/24			DNP									
vs. VCU	11/25			DNP									
vs. Michigan State	11/26		1	0-0	0-0	0-0	0-0-0	0	0	0	0	0	0
Arkansas Pine-Bluff	12/4		8	2-4	1-2	0-0	1-2-3	2	0	0	1	0	5
#6 Villanova	12/12			DNP									
at Oregon	12/18			DNP									
Alcorn State	12/20		8	1-3	1-2	1-2	2-1-3	2	0	3	0	0	4
Northwestern State	12/28		7	0-0	0-0	0-0	0-1-1	1	0	0	2	0	0
at #8 Iowa State	1/1			DNP									
Oklahoma	1/4			DNP									
at TCU	1/8			DNP									
#19 Texas Tech	1/11			DNP									
Oklahoma State	1/15												
at West Virginia	1/18												
at Oklahoma	1/22												
Kansas State	1/25												
at Alabama	1/29												
West Virginia	1/31												
at Kansas	2/5												
at Kansas State	2/9												
Texas	2/12												
at Texas Tech	2/16												
TCU	2/19												
at Oklahoma State	2/21												
Kansas	2/26												
at Texas	2/28												
Iowa State	3/5												

LOVEDAY, Zach

		Field Goals		3-Point		F-Throws		Rebounds				Scoring								
SEASON	TEAM	GP-GS	MIN/AVG	FG-FGA	FG%	3FG-3FGA	3FG%	FT-FTA	FT%	OFF	DEF	TOT	AVG	PF-FO	A	TO	BLK	STL	PTS	AVG
2020-21	Baylor	13-0	59/4.6	12-17	.706	1-2	.500	3-4	.750	4	10	14	1.1	8-0	1	1	4	1	28	2.2
2021-22	Baylor	8-0	35/4.4	4-9	.444	2-5	.400	1-2	.500	4	7	11	1.4	5-0	0	5	3	0	11	1.4
TOTAL		21-0	94/4.5	16-26	.615	3-7	.429	4-6	.667	8	17	25	1.2	13-0	1	6	7	1	39	1.9



24 – MATTHEW MAYER

G/F • 6-9 • 225 • SR. • 3L

AUSTIN, TEXAS
(WESTLAKE HS)

SEASON HIGHS

Points: – 15 vs. VCU (11/25/21)
 FG: – 6 vs. Incarnate Word (11/12/21); vs. Arizona State (11/24/21)
 FGA: – 15 vs. Central Arkansas (11/17/21)
 3FG: – 4 vs. UAPB (12/4/21)
 3FGA: – 6 vs. Central Arkansas (11/17/21)
 FT: – 2, four times
 FTA: – 4, three times
 Rebounds: – 7, three times
 Assists: – 4 vs. Nicholls State (11/15/21)
 Turnovers: – 2, five times
 Blocks: – 3 vs. Central Arkansas (11/17/21)
 Steals: – 5 vs. Central Arkansas (11/17/21)
 Minutes Played: – 29 vs. VCU (11/25/21)

CAREER HIGHS

Points: – 19 vs. Kansas State (2/25/20); vs. Oklahoma State (3/4/21)
 FG: – 7, three times
 FGA: – 15 vs. Central Arkansas (11/17/21)
 3FG: – 4 vs. UAPB (12/4/21)
 3FGA: – 6, three times
 FT: – 5, five times
 FTA: – 8 at Texas Tech (2/16/19)
 Rebounds: – 9 vs. Hartford (3/19/21)
 Assists: – 4 vs. Texas State (11/15/19); vs. Nicholls State (11/15/21)
 Turnovers: – 5 vs. Ole Miss (11/23/18)
 Blocks: – 3 vs. Central Arkansas (11/17/21)
 Steals: – 5 vs. Central Arkansas (11/17/21)
 Minutes Played: – 30 vs. Ole Miss (11/23/18)

MISCELLANEOUS

	21-22	CAREER	BU RECORD
Double-Figure Points:	6	27	23-4
Led team in Points:	2	5	5-0
Led team in Rebounds:	2	7	6-1
Led team in Blocks:	7	15	13-2
Led team in Assists:	1	2	2-0
Led team in Bench Points:	–	26	18-8

MAYER NOTEBOOK

- Senior wing with length, range and quick release, played 93 games off bench over first three seasons at BU
- Scored in double-figures in 6 of 15 games as a starter and 27 of 108 games during collegiate career
- Made career-first start and played 94th career game in season-opener vs. UIW (11/12), posting team-high 14 points
- Recorded career-high 5 steals as part of team's school-record-tying 21 steals in win over Central Arkansas (11/17/21)
- Posted 12 points and 4 rebounds in 19 minutes off bench in Final Four win vs. Houston (4/3/21)
- Led team with 17 points, added 6 rebounds and 2 steals in 24 minutes off bench in NCAA 2nd Round win (3/21/21)
- Season-highs of 19 points and 7 rebounds in only 21 minutes off bench vs. No. 17 Oklahoma State (3/4/21)
- Then-season-high 18 points in 27 minutes off bench to lead BU to OT win at No. 6 WVU (3/2/21), clinching Big 12 title
- Recorded career-high 19 points on only 6-of-7 shooting in season-high 20 minutes off bench vs. Kansas State (2/25/20)
- Scored 17 points on just 5-of-9 shooting in 14 minutes off bench as freshman at TCU (1/5/19)
- Posted game-high 18 points in just 18 minutes off bench vs. Nicholls State (11/16/18)
- Four-star recruit from Austin's Westlake High School, ranked among top-100 recruits nationally in 2018 class
- Helped Westlake to 36-4 record as senior in 2017-18, playing alongside UTEP's Keonte Kennedy and Texas' Brock Cunningham
- Committed to Baylor in June 2017, more than a year prior to enrolling at BU

2021-22 GAME-BY-GAME

OPPONENT	DATE	GS	MIN	FG	3FG	FT	OR-DR-TR	PF	A	T	B	S	PTS
Incarnate Word	11/12	*	21	6-10	2-5	0-0	0-2-2	4	2	2	0	1	14
Nicholls State	11/15	*	20	5-11	2-5	0-0	0-5-5	3	4	2	1	0	12
Central Arkansas	11/17	*	24	5-15	0-6	2-2	1-5-6	2	0	0	3	5	12
Stanford	11/20	*	24	1-7	0-4	2-3	1-3-4	2	1	0	0	2	4
vs. Arizona State	11/24	*	20	6-14	2-4	0-0	1-3-4	1	0	2	0	3	14
vs. VCU	11/25	*	29	5-13	3-5	2-4	2-4-6	3	2	1	1	2	15
vs. Michigan State	11/26	*	24	4-8	0-2	0-0	3-4-7	4	1	2	2	1	8
Arkansas Pine-Bluff	12/4	*	19	4-6	4-5	2-4	1-6-7	1	1	0	1	1	14
#6 Villanova	12/12	*	25	1-8	1-5	0-0	0-3-3	0	0	0	2	2	3
at Oregon	12/18	*	19	2-6	1-4	0-0	2-2-4	2	2	0	0	0	5
Alcorn State	12/20	*	13	0-2	0-1	0-0	0-3-3	5	0	1	0	0	0
Northwestern State	12/28			DNP									
at #8 Iowa State	1/1	*	21	4-10	1-4	0-0	2-2-4	1	3	2	2	1	9
Oklahoma	1/4	*	17	3-6	0-1	1-2	2-4-6	5	1	1	1	1	7
at TCU	1/8	*	20	2-5	1-3	0-0	0-6-6	3	0	2	1	1	5
#19 Texas Tech	1/11	*	25	3-10	0-3	1-4	1-6-7	1	0	0	2	1	7
Oklahoma State	1/15												
at West Virginia	1/18												
at Oklahoma	1/22												
Kansas State	1/25												
at Alabama	1/29												
West Virginia	1/31												
at Kansas	2/5												
at Kansas State	2/9												
Texas	2/12												
at Texas Tech	2/16												
TCU	2/19												
at Oklahoma State	2/21												
Kansas	2/26												
at Texas	2/28												
Iowa State	3/5												

MAYER, Matthew

SEASON	TEAM	GP-GS		Field Goals		3-Point		F-Throws		Rebounds				Scoring												
		GP	GS	MIN	AVG	FG	FGA	FG%	3FG	3FGA	3FG%	FT	FTA	FT%	OFF	DEF	TOT	AVG	PF	FO	A	TO	BLK	STL	PTS	AVG
2018-19	Baylor	33	0	389	11.8	51	154	.331	20	65	.308	31	47	.660	24	42	66	2.0	34	0	26	25	8	17	153	4.6
2019-20	Baylor	30	0	349	11.6	54	128	.422	17	45	.378	20	29	.690	18	39	57	1.9	30	0	23	21	4	15	145	4.8
2020-21	Baylor	30	0	469	15.6	92	188	.489	30	76	.395	29	49	.592	30	82	112	3.7	44	0	29	35	8	36	243	8.1
2021-22	Baylor	15	15	321	21.4	51	131	.389	17	57	.298	10	19	.526	16	58	74	4.9	37	2	17	15	16	21	129	8.6
TOTAL		108	15	1529	14.2	248	601	.413	84	243	.346	90	144	.625	88	221	309	2.9	145	2	95	96	36	89	670	6.2



SOCHAN NOTEBOOK

- True freshman from England, played final high school season at Orange Academy in Germany
- 4-star recruit, ranked No. 40 nationally and No. 11 at PF in Class of 2021 by 247Sports
- Played 15+ minutes in first 14 games at Baylor before suffering ankle injury early at TCU (1/10/22)
- Posted double-figures in scoring in 6 games and double-figure rebounding in 3 games
- Had 12 points, team-highs 7 rebounds & 3 blocks, 2 assists and 2 steals in 28 minutes off bench in win at No. 8 Iowa State (1/1)
- Made first start and recorded career-first double-double with 16 points and 11 rebounds vs. Northwestern State (12/28)
- Finished one point shy of double-double (9 pts, 10 rebs) in win over No. 6 Villanova (12/12)
- Grabbed game-high 12 rebounds and added 6 points, 2 assists and 2 steals in 26 minutes vs. Central Arkansas (11/17)
- Posted 14 points in 21 minutes off bench vs. Nicholls State (11/15), including 3-of-6 from 3-point range
- Recorded 10 points, 5 rebounds, 2 assists, 2 blocks and 1 steal in 23 minutes off bench in collegiate debut vs. UIW (11/12)
- Became youngest player in Polish National Team history during 2022 EuroBasket qualification
- Scored 18 points as 17-year-old in Poland senior national team debut, an 81-80 win over Romania
- Played junior year of high school at La Lumiere in La Porte, Ind.

1 – JEREMY SOCHAN

F • 6-9 • 230 • FR. • HS
 MILTON KEYNES, ENGLAND
 (ORANGE ACADEMY – GERMANY)

SEASON/CAREER HIGHS

Points: – 16 vs. Northwestern State (12/28/21)
 FG: – 5, four times
 FGA: – 10 vs. Nicholls State (11/15/21); vs. NWST (12/28/21)
 3FG: – 3 vs. Nicholls State (11/15/21); vs. NWST (12/28/21)
 3FGA: – 6 vs. Nicholls State (11/15/21); vs. NWST (12/28/21)
 FT: – 3, three times
 FTA: – 5 vs. UAPB (12/4/21)
 Rebounds: – 12 vs. Central Arkansas (11/17/21)
 Assists: – 7 vs. Alcorn State (12/20/21)
 Turnovers: – 4 vs. UCA (11/17/21); vs. Villanova (12/12/21)
 Blocks: – 3 at Iowa State (1/1/22)
 Steals: – 3 vs. Alcorn State (12/20/21)
 Minutes Played: – 28 vs. NWST (12/28/21); at Iowa State (1/1/22)

MISCELLANEOUS

	21-22	BU RECORD
Double-Figure Points:	6	6-0
Double-Figure Rebounds:	3	3-0
Double-Doubles:	1	1-0
5+ Assists:	1	1-0
2+ Blocks:	2	2-0
Led team in Points:	–	–
Led team in Rebounds:	5	5-0
Led team in Blocks:	4	4-0
Led team in Assists:	2	2-0
Led team in Bench Points:	2	2-0

2021-22 GAME-BY-GAME

OPPONENT	DATE	GS	MIN	FG	3FG	FT	OR-DR-TR	PF	A	T	B	S	PTS
Incarnate Word	11/12		23	5-7	0-1	0-0	2-3-5	0	2	1	2	1	10
Nicholls State	11/15		21	5-10	3-6	1-2	1-3-4	2	2	1	0	1	14
Central Arkansas	11/17		26	3-9	0-3	0-3	4-8-12	3	2	4	1	2	6
Stanford	11/20		19	4-7	0-1	3-4	0-4-4	3	3	1	1	2	11
vs. Arizona State	11/24		22	0-7	0-3	0-0	3-6-9	2	3	0	1	1	0
vs. VCU	11/25		15	0-4	0-1	2-3	4-2-6	3	2	1	0	0	2
vs. Michigan State	11/26		18	3-6	1-4	1-2	3-2-5	2	0	2	1	1	8
Arkansas Pine-Bluff	12/4		18	5-6	0-0	2-5	1-3-4	1	2	3	0	2	12
#6 Villanova	12/12		26	3-4	1-2	2-2	4-6-10	5	1	4	0	1	9
at Oregon	12/18		24	3-4	2-2	0-2	0-2-2	0	1	0	0	0	8
Alcorn State	12/20		27	2-6	1-3	1-2	1-4-5	0	7	1	1	3	6
Northwestern State	12/28	*	28	5-10	3-6	3-4	4-7-11	1	2	0	1	1	16
at #8 Iowa State	1/1		28	4-4	1-1	3-4	0-7-7	4	2	1	3	2	12
Oklahoma	1/4		25	1-4	0-0	1-2	1-3-4	1	1	0	0	0	3
at TCU	1/8		8	1-3	0-1	0-0	1-0-1	0	0	0	0	0	2
#19 Texas Tech	1/11						DNP						
Oklahoma State	1/15												
at West Virginia	1/18												
at Oklahoma	1/22												
Kansas State	1/25												
at Alabama	1/29												
West Virginia	1/31												
at Kansas	2/5												
at Kansas State	2/9												
Texas	2/12												
at Texas Tech	2/16												
TCU	2/19												
at Oklahoma State	2/21												
Kansas	2/26												
at Texas	2/28												
Iowa State	3/5												

SOCHAN, Jeremy

		Field Goals		3-Point		F-Throws		Rebounds				Scoring								
SEASON	TEAM	GP-GS	MIN/AVG	FG-FGA	FG%	3FG-3FGA	3FG%	FT-FTA	FT%	OFF	DEF	TOT	AVG	PF-FO	A	TO	BLK	STL	PTS	AVG
2021-22	Baylor	15-1	328/21.9	44-91	.484	12-34	.353	19-35	.543	29	60	89	5.9	27-1	30	19	11	17	119	7.9
TOTAL		15-1	328/21.9	44-91	.484	12-34	.353	19-35	.543	29	60	89	5.9	27-1	30	19	11	17	119	7.9



23 – JONATHAN TCHAMWA TCHATCHOUA

F • 6-8 • 250 • JR. • 1L
DOUALA, CAMEROON
(NBA GLOBAL ACADEMY – AUSTRALIA / UNLV)

SEASON HIGHS

Points: – 16 vs. Alcorn State (12/20/21)
FG: – 6, three times
FGA: – 10 vs. Northwestern State (12/28/21)
3FG: – 2 vs. Alcorn State (12/20/21)
3FGA: – 2, three times
FT: – 6 vs. UAPB (12/4/21)
FTA: – 6 vs. UAPB (12/4/21)
Rebounds: – 13 vs. UAPB (12/4/21)
Assists: – 2, four times
Turnovers: – 4 vs. Nicholls State (11/15/21)
Blocks: – 2 at TCU (1/8/22)
Steals: – 2, four times
Minutes Played: – 29 at Oregon (12/18/21)

CAREER HIGHS

Points: – 16 vs. Alcorn State (12/20/21)
FG: – 6, five times
FGA: – 10 at Kansas State (12/19/20); vs. NWST (12/28/21)
3FG: – 2 vs. Alcorn State (12/20/21)
3FGA: – 2, three times
FT: – 9 vs. Colorado State (1/2/19)
FTA: – 10 vs. Colorado State (1/2/19)
Rebounds: – 13 vs. UAPB (12/4/21)
Assists: – 2, five times
Turnovers: – 4 vs. New Mexico (1/8/19); vs. Nicholls State (11/15/21)
Blocks: – 4 at Oklahoma State (1/23/21)
Steals: – 2, 11 times
Minutes Played: – 40 vs. BYU (12/15/18)

MISCELLANEOUS

	21-22	BU CAREER	BU RECORD
Double-Figure Points:	6	12	12-0
Double-Figure Rebounds:	5	7	6-1
Double-Doubles	1	2	2-0
2+ Blocks:	1	5	5-0
Led team in Points:	1	1	1-0
Led team in Rebounds:	9	18	17-1
Led team in Blocks:	1	9	9-0
Led team in Bench Points:	5	12	11-1

TCHAMWA TCHATCHOUA NOTEBOOK

- Fourth-year junior big man with tremendous athleticism, extremely coachable; splits time with Flo Thamba at 5-spot
- Coaches refer to him as “Everyday Jon,” because they know he’s going to be the same energy-giving person every day
- Transferred to Baylor after playing one year at UNLV, sat out 2019-20 season and participated on BU practice squad
- 3rd in Big 12 in rebounding (7.8 per game) despite coming off bench; 10+ rebounds off bench in 5 games this season
- Scored in double-figures off bench in 6 of last 11 games (9.1 ppg); did so in 7 of previous 65 collegiate games
- Has scored 45% of his field goals on dunks (59-of-132) over 45 games off bench during BU career
- Career-high 16 points on perfect 6-of-6 from field, including 2-of-2 from 3-point range, in win over Alcorn State (12/20/21)
- Posted 3rd career double-double (2nd at BU) with career-highs of 14 points and 13 rebounds in 21 minutes vs. UAPB (12/4/21)
- Opened season with 3-straight 10-rebound games; has 8 career double-digit rebounding games (6 at Baylor)
- Had 11 points and 6 rebounds in 21 minutes of Final Four win vs. Houston (4/3/21), highest-scoring game since Dec. 29, 2020
- 2nd career double-double with 13 points and then-career-high 11 boards vs. Central Arkansas (12/29/20)
- Played 31 games (11 starts) as freshman at UNLV, averaging 3.4 PPG, 3.5 RPG, 0.7 BPG in 13.3 MPG
- Recorded career-first double-double with 13 points and 12 rebounds in 16 minutes vs. Colorado State (1/2/19) while at UNLV
- Played 40 minutes in overtime win in first collegiate start vs. BYU (12/15/18) while at UNLV
- Born in Cameroon, moved to Australia and played at NBA Global Academy for final two high school seasons

2021-22 GAME-BY-GAME

OPPONENT	DATE	GS	MIN	FG	3FG	FT	OR-DR-TR	PF	A	T	B	S	PTS
Incarnate Word	11/12		21	3-6	0-0	0-0	3-7-10	1	1	0	0	0	6
Nicholls State	11/15		19	4-6	0-0	0-2	4-6-10	2	1	4	0	0	8
Central Arkansas	11/17		19	2-4	0-2	0-1	3-7-10	1	2	1	1	2	4
Stanford	11/20		18	4-4	0-0	1-1	2-5-7	3	0	2	0	0	9
vs. Arizona State	11/24		17	1-3	0-0	1-2	1-4-5	1	2	0	0	0	3
vs. VCU	11/25		24	6-8	1-1	0-0	1-7-8	2	1	1	0	1	13
vs. Michigan State	11/26		25	4-5	0-0	2-2	0-3-3	4	0	0	0	2	10
Arkansas Pine-Bluff	12/4		21	4-6	0-0	6-6	7-6-13	1	2	1	0	1	14
#6 Villanova	12/12		24	3-6	0-0	1-1	1-8-9	3	1	2	0	0	7
at Oregon	12/18		29	4-5	1-1	1-2	4-5-9	3	1	2	0	0	10
Alcorn State	12/20		21	6-6	2-2	2-2	2-7-9	1	2	0	0	0	16
Northwestern State	12/28		18	4-10	0-2	0-0	2-6-8	2	0	0	1	0	8
at #8 Iowa State	1/1		18	2-4	0-0	0-0	2-1-3	5	0	3	0	0	4
Oklahoma	1/4		18	6-7	0-0	0-0	3-3-6	2	0	0	0	2	12
at TCU	1/8		22	1-2	0-1	0-0	0-4-4	3	0	1	2	2	2
#19 Texas Tech	1/11		27	2-4	0-0	0-0	3-7-10	2	0	1	0	0	4
Oklahoma State	1/15												
at West Virginia	1/18												
at Oklahoma	1/22												
Kansas State	1/25												
at Alabama	1/29												
West Virginia	1/31												
at Kansas	2/5												
at Kansas State	2/9												
Texas	2/12												
at Texas Tech	2/16												
TCU	2/19												
at Oklahoma State	2/21												
Kansas	2/26												
at Texas	2/28												
Iowa State	3/5												

TCHAMWA TCHATCHOUA, Jonathan

SEASON	TEAM	GP-GS	MIN/AVG	Field Goals		3-Point		F-Throws		Rebounds				Scoring						
				FG-FGA	FG%	3FG-3FGA	3FG%	FT-FTA	FT%	OFF	DEF	TOT	AVG	PF-FO	A	TO	BLK	STL	PTS	AVG
2018-19	UNLV	31-11	410/13.2	38-80	.475	0-3	.000	30-44	.682	57	50	107	3.5	68-0	6	25	21	7	106	3.4
2020-21	Baylor	29-0	556/19.2	76-132	.576	0-0	.000	34-44	.773	57	87	144	5.0	63-0	13	27	19	15	186	6.4
2021-22	Baylor	16-0	341/21.3	56-86	.651	4-9	.444	14-19	.737	38	86	124	7.8	36-1	13	18	4	10	130	8.1
TOTAL FOR Baylor		45-0	896/19.9	132-218	.606	4-9	.444	48-63	.762	95	173	268	6.0	99-1	26	45	23	25	316	7.0
TOTAL		76-11	1306/17.2	170-298	.570	4-12	.333	78-107	.729	152	223	375	4.9	167-1	32	70	44	32	422	5.6



THAMBA NOTEBOOK

- Senior with 7-foot-5 wingspan, originally from Kinshasa, Congo; splits time with Jonathan Tchamwa Tchatchoua at 5-spot
- Has started 46-consecutive games after entering 2020-21 national championship season with 0 career starts in 52 games played
- Has more steals this season (14 in 270 minutes) than first 3 seasons combined (13 in 952 minutes)
- First half stat line in win at No. 8 Iowa State: 9 points, 4 offensive rebounds in 11 minutes played
- Perfect 8-of-8 from field for career-high 16 points in just 16 minutes vs. Alcorn State (12/20/21)
- Tied then-career-high with 11 points, added 2 steals and a block in career-high 23 minutes vs. Arizona State (11/24/21)
- Grabbed career-high 11 rebounds in just 17 minutes of win vs. Auburn (1/30/21)
- Posted season-high 10 points in just 13 minutes of win at Iowa State (1/2/21)
- Made pair of clutch free throws to give Bears 1-point lead with 4:55 left in comeback win at Oklahoma State (1/18/20)
- Recorded career-highs with 11 points (4-4 FGs), 8 rebounds, 4 blocks and 21 minutes vs. UT Martin (12/18/19)
- Played off bench in 19 of team's 30 games as sophomore in 2019-20
- Came off bench in 33 of team's 34 games as freshman in 2018-19, including 15 games with double-digit minutes
- Born in Congo, lived in England, France and South Africa, emigrated to United States in 2014
- Averaged 14.0 points, 10.0 rebounds and 1.5 blocks as senior at Mountain Mission School in Grundy, Va.
- Late addition to 2018 signing class, ranked No. 243 overall and No. 34 center by 247Sports

0 — FLO THAMBA

F • 6-10 • 250 • SR. • 3L

KINSHASA, CONGO

(MOUNTAIN MISSION SCHOOL)

SEASON HIGHS

Points: — 16 vs. Alcorn State (12/20/21)
 FG: — 8 vs. Alcorn State (12/20/21)
 FGA: — 8 vs. Alcorn State (12/20/21)
 3FG: —
 3FGA: —
 FT: — 4 vs. Oklahoma (1/4/22)
 FTA: — 4, three times
 Rebounds: — 10 vs. UAPB (12/4/21)
 Assists: — 2 vs. Alcorn State (12/20/21)
 Turnovers: — 2 vs. Northwestern State (12/28/21)
 Blocks: — 3 vs. Incarnate Word (11/12/21)
 Steals: — 3 vs. Central Arkansas (11/17/21)
 Minutes Played: — 23 vs. Arizona State (11/24/21)

CAREER HIGHS

Points: — 16 vs. Alcorn State (12/20/21)
 FG: — 8 vs. Alcorn State (12/20/21)
 FGA: — 8 vs. Alcorn State (12/20/21)
 3FG: —
 3FGA: —
 FT: — 4, three times
 FTA: — 6 vs. UT Martin (12/18/19)
 Rebounds: — 11 vs. Auburn (1/30/21)
 Assists: — 3 vs. TCU (2/2/19)
 Turnovers: — 3 at Kansas State (12/19/20)
 Blocks: — 4 vs. UT Martin (12/18/19)
 Steals: — 3 vs. Central Arkansas (11/17/21)
 Minutes Played: — 23 vs. Arizona State (11/24/21)

MISCELLANEOUS

	21-22	CAREER	BU RECORD
Double-Figure Points:	2	4	4-0
Double-Figure Rebounds:	1	2	2-0
Double-Doubles:	—	—	—
2+ Blocks:	4	14	11-3
Led team in Points:	1	1	1-0
Led team in Rebounds:	1	4	4-0
Led team in Blocks:	10	27	23-4

2021-22 GAME-BY-GAME

OPPONENT	DATE	GS	MIN	FG	3FG	FT	OR-DR-TR	PF	A	T	B	S	PTS
Incarnate Word	11/12	*	15	2-2	0-0	2-2	1-2-3	4	0	0	3	0	6
Nicholls State	11/15	*	20	3-5	0-0	0-0	2-3-5	2	1	0	0	1	6
Central Arkansas	11/17	*	18	0-3	0-0	2-3	4-1-5	2	0	0	2	3	2
Stanford	11/20	*	20	3-3	0-0	0-2	1-1-2	1	0	0	1	2	6
vs. Arizona State	11/24	*	23	4-5	0-0	3-4	4-1-5	2	0	1	1	2	11
vs. VCU	11/25	*	16	1-2	0-0	2-3	3-1-4	4	0	1	1	1	4
vs. Michigan State	11/26	*	15	1-1	0-0	0-1	2-3-5	3	0	0	0	0	2
Arkansas Pine-Bluff	12/4	*	20	1-3	0-0	2-4	5-5-10	1	1	0	1	1	4
#6 Villanova	12/12	*	16	0-1	0-0	0-0	3-2-5	1	0	0	1	1	0
at Oregon	12/18	*	11	0-0	0-0	0-0	1-1-2	4	0	1	1	0	0
Alcorn State	12/20	*	16	8-8	0-0	0-0	1-3-4	3	2	1	1	1	16
Northwestern State	12/28	*	18	3-5	0-0	1-3	2-3-5	1	0	2	2	0	7
at #8 Iowa State	1/1	*	14	3-5	0-0	3-3	4-0-4	4	0	0	0	0	9
Oklahoma	1/4	*	22	1-2	0-0	4-4	2-4-6	2	1	1	1	1	6
at TCU	1/8	*	18	0-3	0-0	0-0	2-1-3	2	0	0	1	1	0
#19 Texas Tech	1/11	*	13	1-2	0-0	0-0	1-1-2	2	0	0	2	0	2
Oklahoma State	1/15												
at West Virginia	1/18												
at Oklahoma	1/22												
Kansas State	1/25												
at Alabama	1/29												
West Virginia	1/31												
at Kansas	2/5												
at Kansas State	2/9												
Texas	2/12												
at Texas Tech	2/16												
TCU	2/19												
at Oklahoma State	2/21												
Kansas	2/26												
at Texas	2/28												
Iowa State	3/5												

THAMBA, Flo

SEASON	TEAM	Field Goals		3-Point		F-Throws		Rebounds				Scoring								
		GP-GS	MIN/AVG	FG-FGA	FG%	3FG-3FGA	3FG%	FT-FTA	FT%	OFF	DEF	TOT	AVG	PF-FO	A	TO	BLK	STL	PTS	AVG
2018-19	Baylor	33-0	330/10.0	21-39	.538	0-0	.000	16-30	.533	31	41	72	2.2	57-1	11	24	21	6	58	1.8
2019-20	Baylor	19-0	172/9.1	13-27	.481	0-0	.000	17-30	.567	14	28	42	2.2	33-1	2	7	13	1	43	2.3
2020-21	Baylor	30-30	449/15.0	40-71	.563	0-0	.000	29-47	.617	52	67	119	4.0	76-1	5	19	20	6	109	3.6
2021-22	Baylor	16-16	270/16.9	31-50	.620	0-0	.000	19-29	.655	38	32	70	4.4	38-0	5	7	18	14	81	5.1
TOTAL		98-46	1222/12.5	105-187	.561	0-0	.000	81-136	.596	135	168	303	3.1	204-3	23	57	72	27	291	3.0



5 — JORDAN TURNER

G/F • 6-8 • 195 • SO. • 1L
HOUSTON, TEXAS
(SUNRISE CHRISTIAN – KS)

SEASON HIGHS

Points: – 6 vs. Alcorn State (12/20/21)
FG: – 2 vs. Alcorn State (12/20/21)
FGA: – 6 vs. Northwestern State (12/28/21)
3FG: – 1, four times
3FGA: – 5 vs. Northwestern State (12/28/21)
FT: – 1 vs. Alcorn State (12/20/21); vs. Northwestern State (12/28/21)
FTA: – 2 vs. Alcorn State (12/20/21); vs. NWST (12/28/21)
Rebounds: – 5 vs. Northwestern State (12/28/21)
Assists: – 2 vs. UAPB (12/4/21)
Turnovers: – 1 vs. Central Arkansas (11/17/21)
Blocks: – 1 vs. Central Arkansas (11/17/21)
Steals: –
Minutes Played: – 13 vs. Northwestern State (12/28/21)

CAREER HIGHS

Points: – 10 vs. Alcorn State (12/30/20)
FG: – 3 vs. Alcorn State (12/30/20)
FGA: – 6 vs. Northwestern State (12/28/21)
3FG: – 3 vs. Alcorn State (12/30/20)
3FGA: – 5 vs. Northwestern State (12/28/21)
FT: – 4 vs. UAPB (12/21/20)
FTA: – 4 vs. UAPB (12/21/20)
Rebounds: – 5 vs. Northwestern State (12/28/21)
Assists: – 2 vs. UAPB (12/21/20); vs. UAPB (12/4/21)
Steals: –
Blocks: – 1 vs. Central Arkansas (11/17/21)
Turnovers: – 1, three times
Minutes Played: – 14 vs. UAPB (12/21/20)

MISCELLANEOUS

	21-22	BU CAREER	BU RECORD
Double-Figure Points:	–	1	1-0
2+ Blocks:	–	–	–
Led team in Points:	–	–	–
Led team in Rebounds:	–	–	–
Led team in Blocks:	–	–	–
Led team in Bench Points:	–	–	–

TURNER NOTEBOOK

- Third-year sophomore wing from Houston, attended Sunrise Christian in Bel Aire, Kan. for final 2 prep seasons
- Elected to take voluntary redshirt and participate on practice squad during 2019-20 season
- Has combined for 10 points, 6 rebounds and 2 assists in 23 minutes over last 2 games
- Posted 4 offensive rebounds, 2 points and 1 assist in 5 minutes of season-opener vs. Incarnate Word (11/12/21)
- Combined for 20 points and 15 rebounds in 47 minutes over final 9 games played last season (5-of-8 from 3-point range)
- Posted career-high 10 points (3-3 3FGs), added 3 rebounds in 8 minutes off bench vs. Alcorn State (12/30/20)
- Scored career-first points with 7 points and 4 rebounds in season-high 14 minutes off bench vs. UAPB (12/21/20)
- Played first two collegiate games in Bears’ trip to Las Vegas, seeing 2 minutes of late-game action in both games
- Ranked No. 11 recruit in Texas and No. 24 SF nationally in 2019 signing class by ESPN
- Played first two prep seasons at Global Learning Village in Houston
- Twin brother, Jalyn, is junior on Central Oklahoma basketball squad

2021-22 GAME-BY-GAME

OPPONENT	DATE	GS	MIN	FG	3FG	FT	OR-DR-TR	PF	A	T	B	S	PTS
Incarnate Word	11/12		5	1-5	0-1	0-0	4-0-4	0	1	0	0	0	2
Nicholls State	11/15		4	0-3	0-2	0-0	1-0-1	0	0	0	0	0	0
Central Arkansas	11/17		5	1-1	0-0	0-0	0-0-0	2	0	1	1	0	2
Stanford	11/20		4	1-2	1-2	0-0	0-0-0	0	0	0	0	0	3
vs. Arizona State	11/24			DNP									
vs. VCU	11/25			DNP									
vs. Michigan State	11/26			DNP									
Arkansas Pine-Bluff	12/4		9	1-3	1-3	0-0	1-0-1	0	2	0	0	0	3
#6 Villanova	12/12			DNP									
at Oregon	12/18			DNP									
Alcorn State	12/20		10	2-5	1-4	1-2	0-1-1	0	1	0	0	0	6
Northwestern State	12/28		13	1-6	1-5	1-2	2-3-5	1	1	0	0	0	4
at #8 Iowa State	1/1			DNP									
Oklahoma	1/4			DNP									
at TCU	1/8			DNP									
#19 Texas Tech	1/11			DNP									
Oklahoma State	1/15												
at West Virginia	1/18												
at Oklahoma	1/22												
Kansas State	1/25												
at Alabama	1/29												
West Virginia	1/31												
at Kansas	2/5												
at Kansas State	2/9												
Texas	2/12												
at Texas Tech	2/16												
TCU	2/19												
at Oklahoma State	2/21												
Kansas	2/26												
at Texas	2/28												
Iowa State	3/5												

TURNER, Jordan

SEASON	TEAM	GP-GS	MIN/AVG	Field Goals		3-Point		F-Throws		Rebounds				Scoring						
				FG-FGA	FG%	3FG-3FGA	3FG%	FT-FTA	FT%	OFF	DEF	TOT	AVG	PF-FO	A	TO	BLK	STL	PTS	AVG
2020-21	Baylor	12-0	54/4.5	5-19	.263	5-8	.625	5-6	.833	5	10	15	1.3	11-1	3	2	0	0	20	1.7
2021-22	Baylor	7-0	51/7.3	7-25	.280	4-17	.235	2-4	.500	8	4	12	1.7	3-0	5	1	1	0	20	2.9
TOTAL		19-0	105/5.5	12-44	.273	9-25	.360	7-10	.700	13	14	27	1.4	14-1	8	3	1	0	40	2.1

2021-22 SEASON STATISTICS



2021-22 Baylor Men's Basketball
Combined Team Statistics
All games

Game Records

Record	Overall	Home	Away	Neutral
ALL GAMES	15-1	9-1	3-0	3-0
CONFERENCE	3-1	1-1	2-0	0-0
NON-CONFERENCE	12-0	8-0	1-0	3-0

Score by Periods

Team	1st	2nd	OT	TOT
Baylor	637	667	0	1304
Opponents	466	491	0	957

Team Box Score

No.	Player			Total		3-Point		F-Throw		Rebounds												
		GP-GS	MIN	AVG	FG-FGA	FG%	3FG-3FGA	3FG%	FT-FTA	FT%	OFF	DEF	TOT	AVG	PF	DQ	A	TO	BLK	STL	PTS	AVG
11	AKINJO, James	16-16	506:08	31.6	85-190	.447	25-66	.379	38-49	.776	3	39	42	2.6	23	0	97	52	0	35	233	14.6
4	CRYER, LJ	14-1	354:25	25.3	65-131	.496	36-77	.468	13-21	.619	2	20	22	1.6	18	0	24	22	0	14	179	12.8
10	FLAGLER, Adam	15-15	415:48	27.7	69-151	.457	34-86	.395	17-22	.773	12	22	34	2.3	17	0	52	28	1	20	189	12.6
2	BROWN, Kendall	16-16	395:04	24.7	74-109	.679	5-12	.417	23-33	.697	22	39	61	3.8	32	0	30	23	5	17	176	11.0
24	MAYER, Matthew	15-15	321:27	21.4	51-131	.389	17-57	.298	10-19	.526	16	58	74	4.9	37	2	17	15	16	21	129	8.6
23	TCHAMWA TCHATCHOUA, Jonathan	16-0	340:33	21.3	56-86	.651	4-9	.444	14-19	.737	38	86	124	7.8	36	1	13	18	4	10	130	8.1
1	SOCHAN, Jeremy	15-1	327:55	21.9	44-91	.484	12-34	.353	19-35	.543	29	60	89	5.9	27	1	30	19	11	17	119	7.9
0	THAMBA, Flo	16-16	269:50	16.9	31-50	.620	0-0	.000	19-29	.655	38	32	70	4.4	38	0	5	7	18	14	81	5.1
5	TURNER, Jordan	7-0	51:13	7.3	7-25	.280	4-17	.235	2-4	.500	8	4	12	1.7	3	0	5	1	1	0	20	2.9
42	DAINJA, Dain	3-0	08:26	2.8	2-4	.500	0-0	.000	2-3	.667	2	1	3	1.0	1	0	0	2	1	0	6	2.0
3	BONNER, Dale	13-0	147:16	11.3	8-31	.258	3-17	.176	5-8	.625	7	3	10	0.8	7	0	16	6	0	8	24	1.8
14	PAUL, Mitchell	5-0	10:43	2.1	3-6	.500	0-1	.000	1-2	.500	2	2	4	0.8	1	0	0	0	0	2	7	1.4
32	LOVEDAY, Zach	8-0	34:51	4.4	4-9	.444	2-5	.400	1-2	.500	4	7	11	1.4	5	0	0	5	3	0	11	1.4
20	SACKS, Austin	5-0	09:23	1.9	0-2	.000	0-2	.000	0-0	.000	0	0	0	0.0	0	0	0	0	0	1	0	0.0
21	LOVE, Kijana	4-0	07:00	1.8	0-1	.000	0-1	.000	0-1	.000	0	2	2	0.5	0	0	1	0	0	0	0	0.0
Team											34	30	64				8					
Total		16	3200		499-1017	.491	142-384	.370	164-247	.664	217	405	622	38.9	245	4	290	206	60	159	1304	81.5
Opponents		16	3200		358-863	.415	91-306	.297	150-213	.704	138	340	478	29.9	249	5	196	288	39	112	957	59.8

Team Statistics

	BAYLOR	OPP
Scoring	1304	957
Points per game	81.5	59.8
Scoring margin	+21.7	-
Field goals-att	499-1017	358-863
Field goal pct	.491	.415
3 point fg-att	142-384	91-306
3-point FG pct	.370	.297
3-pt FG made per game	8.9	5.7
Free throws-att	164-247	150-213
Free throw pct	.664	.704
F-Throws made per game	10.3	9.4
Rebounds	622	478
Rebounds per game	38.9	29.9
Rebounding margin	+9.0	-
Assists	290	196
Assists per game	18.1	12.3
Turnovers	206	288
Turnovers per game	12.9	18.0
Turnover margin	+5.1	-
Assist/turnover ratio	1.4	0.7
Steals	159	112
Steals per game	9.9	7.0
Blocks	60	39
Blocks per game	3.8	2.4
Winning streak	0	-
Home win streak	0	-
Attendance	77939	27511
Home games-Avg/Game	10-7794	3-9170
Neutral site-Avg/Game	-	3-1027

Team Results

Date	Opponent	Score	Att.
11/12/2021	Incarnate Word	W 87-60	8895
11/15/2021	Nicholls St.	W 89-60	9307
11/17/2021	Central Ark.	W 92-47	6667
11/20/2021	Stanford	W 86-48	7048
11/24/2021	vs Arizona St.	W 75-63	848
11/25/2021	vs VCU	W 69-61	929
11/26/2021	vs Michigan St.	W 75-58	1305
12/04/2021	Ark.-Pine Bluff	W 99-54	6207
12/12/2021	Villanova	W 57-36	10284
12/18/2021	at Oregon	W 78-70	7682
12/20/2021	Alcorn	W 94-57	6923
12/28/2021	Northwestern St.	W 104-68	6516
01/01/2022	at Iowa St.	W 77-72	14267
01/04/2022	Oklahoma	W 84-74	7523
01/08/2022	at TCU	W 76-64	5562
01/11/2022	Texas Tech	L 62-65	8569



2021-22 Baylor Men's Basketball
Combined Team Statistics
In Conference games

Game Records

Record	Overall	Home	Away	Neutral
ALL GAMES	3-1	1-1	2-0	0-0
CONFERENCE	3-1	1-1	2-0	0-0
NON-CONFERENCE	0-0	0-0	0-0	0-0

Score by Periods

Team	1st	2nd	OT	TOT
Baylor	148	151	0	299
Opponents	132	143	0	275

Team Box Score

No.	Player	Total			3-Point		F-Throw		Rebounds				PF DQ A TO BLK STL PTS AVG									
		GP-GS	MIN	AVG	FG-FGA	FG%	3FG-3FGA	3FG%	FT-FTA	FT%	OFF	DEF	TOT	AVG	PF	DQ	A	TO	BLK	STL	PTS	AVG
11	AKINJO, James	4-4	142:36	35.7	30-56	.536	8-19	.421	12-17	.706	1	12	13	3.3	6	0	21	15	0	7	80	20.0
10	FLAGLER, Adam	4-4	129:30	32.4	26-49	.531	13-26	.500	6-8	.750	4	6	10	2.5	9	0	9	15	0	5	71	17.8
4	CRYER, LJ	4-0	103:06	25.8	15-32	.469	10-20	.500	3-5	.600	1	3	4	1.0	4	0	3	9	0	4	43	10.8
24	MAYER, Matthew	4-4	83:50	21.0	12-31	.387	2-11	.182	2-6	.333	5	18	23	5.8	10	1	4	5	6	4	28	7.0
1	SOCHAN, Jeremy	3-0	61:04	20.4	6-11	.545	1-2	.500	4-6	.667	2	10	12	4.0	5	0	3	1	3	2	17	5.7
23	TCHAMWA TCHATCHOUA, Jonathan	4-0	85:07	21.3	11-17	.647	0-1	.000	0-0	.000	8	15	23	5.8	12	1	0	5	2	4	22	5.5
2	BROWN, Kendall	4-4	110:17	27.6	9-18	.500	0-2	.000	2-3	.667	4	11	15	3.8	8	0	11	7	1	3	20	5.0
0	THAMBA, Flo	4-4	66:57	16.7	5-12	.417	0-0	.000	7-7	1.000	9	6	15	3.8	10	0	1	1	4	2	17	4.3
3	BONNER, Dale	2-0	17:33	8.8	0-2	.000	0-1	.000	1-2	.500	3	0	3	1.5	1	0	2	2	0	0	1	0.5
Team											8	3	11				5					
Total		4	800		114-228	.500	34-82	.415	37-54	.685	45	84	129	32.3	65	2	54	65	16	31	299	74.8
Opponents		4	800		107-216	.495	17-68	.250	44-57	.772	32	77	109	27.3	61	3	61	64	10	38	275	68.8

Team Statistics

	BAYLOR	OPP
Scoring	299	275
Points per game	74.8	68.8
Scoring margin	+6.0	-
Field goals-att	114-228	107-216
Field goal pct	.500	.495
3 point fg-att	34-82	17-68
3-point FG pct	.415	.250
3-pt FG made per game	8.5	4.3
Free throws-att	37-54	44-57
Free throw pct	.685	.772
F-Throws made per game	9.3	11.0
Rebounds	129	109
Rebounds per game	32.3	27.3
Rebounding margin	+5.0	-
Assists	54	61
Assists per game	13.5	15.3
Turnovers	65	64
Turnovers per game	16.3	16.0
Turnover margin	-0.3	-
Assist/turnover ratio	0.8	1.0
Steals	31	38
Steals per game	7.8	9.5
Blocks	16	10
Blocks per game	4.0	2.5
Winning streak	0	-
Home win streak	0	-
Attendance	16092	19829
Home games-Avg/Game	2-8046	2-9915
Neutral site-Avg/Game	-	0-0

Team Results

Date	Opponent		Score	Att.
01/01/2022	at Iowa St.	W	77-72	14267
01/04/2022	Oklahoma	W	84-74	7523
01/08/2022	at TCU	W	76-64	5562
01/11/2022	Texas Tech	L	62-65	8569

2021-22 TEAM GAME-BY-GAME



2021-22 Baylor Men's Basketball
Team Game-by-Game
All games

Opponent	Date	Score		Total		3-Pointers		Free throws		Rebounds				PF	A	TO	BLK	STL	PTS	AVG
				FG-FGA	PCT	3FG-3FGA	PCT	FT-FTA	PCT	OFF	DEF	TOT	AVG							
Incarnate Word	11/12/2021	87-60	W	35-71	.493	7-22	.318	10-14	.714	17	23	40	40.0	14	22	10	6	8	87	87.0
Nicholls St.	11/15/2021	89-60	W	37-72	.514	13-30	.433	2-5	.400	15	33	48	44.0	19	33	20	4	8	89	88.0
Central Ark.	11/17/2021	92-47	W	37-78	.474	5-21	.238	13-21	.619	17	34	51	46.3	15	21	12	8	21	92	89.3
Stanford	11/20/2021	86-48	W	33-60	.550	10-26	.385	10-17	.588	10	21	31	42.5	16	20	9	3	16	86	88.5
vs Arizona St.	11/24/2021	75-63	W	30-71	.423	8-24	.333	7-9	.778	15	28	43	42.6	17	14	8	2	10	75	85.8
vs VCU	11/25/2021	69-61	W	23-57	.404	5-15	.333	18-24	.750	17	25	42	42.5	19	12	18	2	8	69	83.0
vs Michigan St.	11/26/2021	75-58	W	30-61	.492	7-26	.269	8-12	.667	13	19	32	41.0	18	13	10	3	11	75	81.9
Ark.-Pine Bluff	12/04/2021	99-54	W	35-68	.515	13-32	.406	16-26	.615	20	29	49	42.0	9	16	12	3	10	99	84.0
Villanova	12/12/2021	57-36	W	22-56	.393	6-24	.250	7-7	1.000	10	32	42	42.0	17	12	11	3	7	57	81.0
at Oregon	12/18/2021	78-70	W	29-57	.509	12-23	.522	8-18	.444	13	15	28	40.6	15	19	11	1	7	78	80.7
Alcorn	12/20/2021	94-57	W	35-60	.583	9-24	.375	15-20	.750	10	28	38	40.4	13	29	11	2	13	94	81.9
Northwestern St.	12/28/2021	104-68	W	39-78	.500	13-35	.371	13-20	.650	15	34	49	41.1	8	25	9	7	9	104	83.8
at Iowa St.	01/01/2022	77-72	W	30-60	.500	7-17	.412	10-14	.714	12	20	32	40.4	22	13	19	6	8	77	83.2
Oklahoma	01/04/2022	84-74	W	31-55	.564	6-14	.429	16-20	.800	12	22	34	39.9	17	12	20	2	8	84	83.3
at TCU	01/08/2022	76-64	W	30-57	.526	13-27	.481	3-7	.429	8	20	28	39.1	14	15	12	4	10	76	82.8
Texas Tech	01/11/2022	62-65	L	23-56	.411	8-24	.333	8-13	.615	13	22	35	38.9	12	14	14	4	5	62	81.5
Total		1304		499-1017	.491	142-384	.370	164-247	.664	217	405	622	38.9	245	290	206	60	159	1304	81.5
Opponents		957		358-863	.415	91-306	.297	150-213	.704	138	340	478	29.9	249	196	288	39	112	957	59.8

Baylor Averages

Games Played	Points/game	FG Pct	3FG Pct	FT Pct	Rebounds/game	Assists/game	Turnovers/game	Assist/Turnover ratio	Steals/game	Blocks/game
16	81.5	49.1	37.0	66.4	38.9	18.1	12.9	1.4	9.9	3.8

2021-22 OPPONENT GAME-BY-GAME



2021-22 Baylor Men's Basketball
Opponents Game-by-Game
All games

Opponent	Date	Score		Total		3-Pointers		Free throws		Rebounds				PF	A	TO	BLK	STL	PTS	AVG
				FG-FGA	PCT	3FG-3FGA	PCT	FT-FTA	PCT	OFF	DEF	TOT	AVG							
Incarnate Word	11/12/2021	87-60	W	20-48	.417	9-22	.409	11-12	.917	4	21	25	25.0	15	11	21	3	5	60	60.0
Nicholls St.	11/15/2021	89-60	W	22-55	.400	7-20	.350	9-16	.563	5	21	26	25.5	14	10	18	1	13	60	60.0
Central Ark.	11/17/2021	92-47	W	18-58	.310	2-14	.143	9-12	.750	8	28	36	29.0	21	9	29	3	6	47	55.7
Stanford	11/20/2021	86-48	W	18-45	.400	4-13	.308	8-16	.500	11	21	32	29.8	18	10	22	3	5	48	53.8
vs Arizona St.	11/24/2021	75-63	W	20-56	.357	10-27	.370	13-16	.813	10	26	36	31.0	11	16	15	3	5	63	55.6
vs VCU	11/25/2021	69-61	W	24-57	.421	6-20	.300	7-13	.538	12	21	33	31.3	19	14	19	5	11	61	56.5
vs Michigan St.	11/26/2021	75-58	W	21-46	.457	4-15	.267	12-19	.632	10	21	31	31.3	13	9	19	2	3	58	56.7
Ark.-Pine Bluff	12/04/2021	99-54	W	22-55	.400	3-25	.120	7-9	.778	6	18	24	30.4	18	10	18	1	5	54	56.4
Villanova	12/12/2021	57-36	W	12-54	.222	6-27	.222	6-10	.600	12	23	35	30.9	13	5	13	2	5	36	54.1
at Oregon	12/18/2021	78-70	W	27-50	.540	8-18	.444	8-12	.667	11	19	30	30.8	19	12	16	3	4	70	55.7
Alcorn	12/20/2021	94-57	W	21-57	.368	4-12	.333	11-16	.688	11	17	28	30.5	14	11	17	0	5	57	55.8
Northwestern St.	12/28/2021	104-68	W	26-66	.394	11-25	.440	5-5	1.000	6	27	33	30.8	13	18	17	3	7	68	56.8
at Iowa St.	01/01/2022	77-72	W	25-53	.472	1-14	.071	21-27	.778	10	20	30	30.7	18	11	17	3	12	72	58.0
Oklahoma	01/04/2022	84-74	W	29-52	.558	5-20	.250	11-13	.846	3	13	16	29.6	19	18	17	1	14	74	59.1
at TCU	01/08/2022	76-64	W	25-56	.446	7-20	.350	7-10	.700	12	20	32	29.8	11	16	18	2	6	64	59.5
Texas Tech	01/11/2022	62-65	L	28-55	.509	4-14	.286	5-7	.714	7	24	31	29.9	13	16	12	4	6	65	59.8
Total		957		358-863	.415	91-306	.297	150-213	.704	138	340	478	29.9	249	196	288	39	112	957	59.8
Baylor		1304		499-1017	.491	142-384	.370	164-247	.664	217	405	622	38.9	245	290	206	60	159	1304	81.5

Opponents Averages

Games Played	Points/game	FG Pct	3FG Pct	FT Pct	Rebounds/game	Assists/game	Turnovers/game	Assist/Turnover ratio	Steals/game	Blocks/game
16	59.8	41.5	29.7	70.4	29.9	12.3	18.0	0.7	7.0	2.4

LAST SEASON VS. OKLAHOMA STATE IN STILLWATER



Official Basketball Box Score - Final
Baylor at Oklahoma State
 01/23/21 Gallagher-Iba Arena, Stillwater
 2020-21 Cowboy Basketball

Game Time: 1:00 PM
 Game Duration: 1:58
 Attendance: 3,350

Officials: Gary Maxwell, Kipp Kissinger, Chance Moore

Baylor - 81

Record: 14-0 (7-0)

NO.	Name	Min	FG			Rebounds			Fouls		TP	AS	TO	ST	Blocks		+/-
			M-A	M-A	M-A	OR	DR	TOT	PF	FD					BS	BA	
0	Flo Thamba	F 08:44	0-0	0-0	2-2	0	1	1	4	1	2	0	1	0	0	0	4
11	Mark Vital	F 27:27	8-9	0-0	3-6	3	2	5	3	5	19	1	0	2	2	1	17
12	Jared Butler	G 34:58	8-13	6-7	0-0	0	1	1	2	1	22	6	2	1	0	1	18
31	MaCio Teague	G 32:36	4-10	0-2	0-0	2	1	3	3	1	8	1	0	1	2	1	19
45	Davion Mitchell	G 36:34	3-9	1-5	1-2	1	2	3	1	3	8	9	1	1	1	3	12
23	Jonathan Tchamwa Tchatchoua	17:31	2-4	0-0	0-0	1	3	4	1	0	4	0	2	0	4	0	-6
10	Adam Flagler	24:55	3-8	2-3	2-2	0	3	3	3	1	10	2	0	3	0	0	15
24	Matthew Mayer	10:45	2-8	0-3	1-2	2	5	7	2	1	5	0	3	2	0	0	-3
4	LJ Cryer	06:30	1-4	1-4	0-0	0	0	0	0	0	3	0	0	0	0	0	-1
Team						4	3	7			0			1			
Totals			31-65	10-24	9-14	13	21	34	19	13	81	19	10	10	9	6	15

Shooting By Period		
1 st FG%	13-31	41.9%
3PT%	4-11	36.4%
FT%	2-4	50%
2 nd FG%	18-34	52.9%
3PT%	6-13	46.2%
FT%	7-10	70%
GM FG%	31-65	47.7%
3PT%	10-24	41.7%
FT%	9-14	64.3%

Dead Ball Rebounds: 3, 0

Technical Fouls::NONE

Oklahoma State - 66

Record: 9-4 (3-4)

NO.	Name	Min	FG			Rebounds			Fouls		TP	AS	TO	ST	Blocks		+/-
			M-A	M-A	M-A	OR	DR	TOT	PF	FD					BS	BA	
12	Matthew-Alexander Moncrieffe	F 32:47	5-9	0-0	3-3	5	5	10	3	3	13	1	4	2	1	1	-3
22	Kalib Boone	F 27:51	10-15	0-0	1-2	3	4	7	3	3	21	1	0	1	1	2	-11
0	Avery Anderson, III	G 36:21	3-9	0-2	2-2	1	4	5	4	1	8	0	5	1	1	3	-7
13	Isaac Likekele	G 33:57	1-8	0-0	7-12	2	4	6	0	9	9	7	2	0	0	2	-16
14	Bryce Williams	G 36:00	3-11	3-7	2-2	0	1	1	1	1	11	3	4	2	3	1	-15
25	Bernard Kouma	11:15	0-0	0-0	1-2	0	1	1	2	1	1	0	0	0	0	0	-6
20	Keylan Boone	14:33	1-2	1-1	0-2	1	2	3	0	1	3	0	1	0	0	0	-8
55	Dee Mitchell	07:16	0-0	0-0	0-0	0	1	1	0	0	0	0	0	0	0	0	-9
Team						3	0	3			0			0			
Totals			23-54	4-10	16-25	15	22	37	13	19	66	12	16	6	6	9	-15

Shooting By Period		
1 st FG%	13-28	46.4%
3PT%	2-5	40.0%
FT%	8-12	66.7%
2 nd FG%	10-26	38.5%
3PT%	2-5	40.0%
FT%	8-13	61.5%
GM FG%	23-54	42.6%
3PT%	4-10	40.0%
FT%	16-25	64.0%

Dead Ball Rebounds: 4, 1

Technical Fouls::NONE

	BAY	OSU	Points from		Period by Period Scoring				
Biggest lead	18 (2 nd 4:04)	9 (1 st 2:22)	BAY	OSU	1st	2nd	TOT		
Best Scoring Run	15(2 nd 6:49)	8(1 st 2:22)	19	5	BAY	32	49	81	
Lead Changes	8		Paint	32	38	OSU	36	30	66
Times Tied	7		Second Chance	20	16				
Time with Lead	16:11	20:26	Fast Breaks	14	8				
			Bench	22	4				

LAST SEASON VS. OKLAHOMA STATE IN WACO



Official Basketball Box Score - Final
Oklahoma St. at Baylor
 03/04/21 Ferrell Center, Waco
 2020-21 Men's Basketball

Game Time: 6:00 PM
 Game Duration: 2:06
 Attendance: 2,350

Officials: Gerry Pollard, Terry Oglesby, Darron George

Oklahoma St. - 70

Record: 17-7 (10-7)

NO.	Name	Min	FG			Rebounds			Fouls		TP	AS	TO	ST	Blocks		+/-
			M-A	3P	M-A	M-A	OR	DR	TOT	PF					FD	BS	
22	Kalib Boone	F 23:34	4-6	0-0	2-4	1	3	4	3	3	10	2	4	0	0	1	-4
0	Avery Anderson, III	G 25:07	3-6	1-3	2-2	0	1	1	4	1	9	2	2	2	0	1	-5
2	Cade Cunningham	G 39:18	10-19	4-8	0-0	0	7	7	2	3	24	4	5	0	1	0	-8
5	Rondel Walker	G 17:45	0-3	0-2	1-2	1	0	1	2	1	1	1	2	0	0	0	-7
14	Bryce Williams	G 37:39	2-6	1-2	1-1	1	1	2	0	3	6	4	3	0	0	1	-15
12	Matthew-Alexander Moncrieffe	15:53	3-3	0-0	0-0	0	0	0	3	0	6	0	2	0	0	0	-5
20	Keylan Boone	22:50	3-4	0-1	0-0	2	4	6	2	1	6	1	0	1	0	0	-8
25	Bernard Kouma	06:13	2-2	0-0	0-0	2	0	2	0	1	4	0	0	0	0	0	-3
31	Ferron Flavors Jr.	11:41	1-3	1-3	1-2	0	0	0	1	1	4	0	0	0	0	0	0
Team						0	2	2			0						
Totals			28-52	7-19	7-11	7	18	25	17	14	70	14	18	3	1	3	-11

Shooting By Period		
1 st FG%	12-26	46.2%
3PT%	2-7	28.6%
FT%	5-8	62.5%
2 nd FG%	16-26	61.5%
3PT%	5-12	41.7%
FT%	2-3	66.7%
GM FG%	28-52	53.8%
3PT%	7-19	36.8%
FT%	7-11	63.6%

Dead Ball Rebounds: 1, 0

Technical Fouls: NONE

Baylor - 81

Record: 20-1 (12-1)

NO.	Name	Min	FG			Rebounds			Fouls		TP	AS	TO	ST	Blocks		+/-
			M-A	3P	M-A	M-A	OR	DR	TOT	PF					FD	BS	
0	Flo Thamba	F 08:20	0-1	0-0	0-0	0	1	1	3	0	0	0	1	1	0	0	0
11	Mark Vital	F 26:32	2-4	0-0	0-0	1	3	4	4	0	4	1	0	0	1	1	13
12	Jared Butler	G 32:02	8-14	4-7	2-2	1	2	3	2	5	22	5	5	3	0	0	7
31	MaCio Teague	G 34:52	7-12	2-3	3-5	2	2	4	0	3	19	5	1	2	0	0	8
45	Davion Mitchell	G 38:20	4-10	2-8	2-2	1	1	2	1	1	12	7	3	2	1	0	11
23	Jonathan Tchamwa Tchatchoua	23:09	1-2	0-0	0-0	0	2	2	1	1	2	0	2	2	1	0	0
10	Adam Flagler	15:25	1-3	0-0	1-2	3	3	6	3	1	3	1	0	1	0	0	11
24	Matthew Mayer	21:20	7-13	1-4	4-7	2	5	7	0	6	19	1	1	0	0	0	5
Team						2	1	3			0		1				
Totals			30-59	9-22	12-18	12	20	32	14	17	81	20	14	11	3	1	11

Shooting By Period		
1 st FG%	18-38	47.4%
3PT%	5-14	35.7%
FT%	1-2	50%
2 nd FG%	12-21	57.1%
3PT%	4-8	50.0%
FT%	11-16	68.8%
GM FG%	30-59	50.8%
3PT%	9-22	40.9%
FT%	12-18	66.7%

Dead Ball Rebounds: 5, 0

Technical Fouls: NONE

	OSU	BAY
Biggest lead	1 (1 st 17:29)	14 (1 st 0:53)
Best Scoring Run	8 (2 nd 17:24)	9 (1 st 8:24)
Lead Changes	6	
Times Tied	0	
Time with Lead	00:58	38:42

	OSU	BAY
Points from		
Turnovers	18	26
Paint	40	34
Second Chance	11	8
Fast Breaks	2	12
Bench	20	24

	Period by Period Scoring		
	1st	2nd	TOT
OSU	31	39	70
BAY	42	39	81

LAST SEASON VS. OKLAHOMA STATE IN KANSAS CITY



Official Basketball Box Score - Final
Oklahoma St. at Baylor
 03/12/21 T-Mobile Center, Kansas City, MO
 2020-21 Men's Basketball

Game Time: 5:30 PM
 Game Duration: 2:05
 Attendance: 3,298

Officials: John Higgins, Gerry Pollard, Ray Natili

Oklahoma St. - 83

Record: 20-7

NO.	Name	Min	FG			Rebounds			Fouls		TP	AS	TO	ST	Blocks		+/-
			M-A	3P-M-A	FT-M-A	OR	DR	TOT	PF	FD					BS	BA	
12	Matthew-Alexander Moncrieffe	F 22:28	3-6	0-0	2-2	2	1	3	0	1	8	0	2	0	0	1	-8
22	Kalib Boone	F 27:18	2-6	0-0	6-8	0	6	6	1	7	10	2	1	0	6	0	17
0	Avery Anderson, III	G 32:36	8-13	1-2	3-3	1	4	5	4	4	20	1	4	1	0	0	7
2	Cade Cunningham	G 37:35	7-16	4-10	7-8	0	8	8	2	4	25	5	3	1	0	1	11
14	Bryce Williams	G 02:46	0-0	0-0	0-0	0	0	0	0	0	0	0	0	0	0	0	-6
13	Isaac Likekele	36:50	1-8	0-0	1-2	1	4	5	2	2	3	1	1	3	0	2	15
5	Rondel Walker	27:47	4-6	1-2	2-3	1	5	6	2	2	11	2	1	0	1	0	15
25	Bernard Kouma	06:14	1-1	0-0	0-0	0	0	0	0	0	2	0	0	0	1	0	-8
20	Keylan Boone	06:26	2-3	0-1	0-0	2	0	2	0	0	4	0	1	0	0	0	2
Team						2	1	3			0		0				
Totals			28-59	6-15	21-26	9	29	38	11	20	83	11	13	5	8	4	9

Shooting By Period		
1 st	FG%	16-32 50.0%
	3PT%	2-8 25.0%
	FT%	1-2 50%
2 nd	FG%	12-27 44.4%
	3PT%	4-7 57.1%
	FT%	20-24 83.3%
GM	FG%	28-59 47.5%
	3PT%	6-15 40.0%
	FT%	21-26 80.8%

Dead Ball Rebounds: 5, 0

Technical Fouls::NONE

Baylor - 74

Record: 22-2

NO.	Name	Min	FG			Rebounds			Fouls		TP	AS	TO	ST	Blocks		+/-
			M-A	3P-M-A	FT-M-A	OR	DR	TOT	PF	FD					BS	BA	
0	Flo Thamba	F 11:45	1-2	0-0	2-2	3	2	5	4	1	4	0	0	0	3	0	11
11	Mark Vital	F 29:02	4-10	0-0	1-2	8	7	15	4	1	9	1	1	0	0	3	-3
12	Jared Butler	G 30:18	6-15	1-7	3-3	0	3	3	4	3	16	1	4	0	0	0	-3
31	MaCio Teague	G 36:13	7-17	3-7	0-0	2	4	6	2	1	17	1	0	1	0	2	-12
45	Davion Mitchell	G 34:15	6-13	1-5	0-2	0	1	1	1	2	13	3	2	2	0	1	-9
10	Adam Flagler	20:12	1-8	0-5	2-2	0	3	3	2	1	4	2	1	0	0	1	-6
23	Jonathan Tchamwa Tchatchoua	26:40	2-4	0-0	2-2	5	1	6	2	2	6	1	3	0	1	1	-15
24	Matthew Mayer	11:35	2-6	1-4	0-0	0	0	0	1	0	5	2	1	2	0	0	-8
Team						1	1	2			0		0				
Totals			29-75	6-28	10-13	19	22	41	20	11	74	11	12	5	4	8	-9

Shooting By Period		
1 st	FG%	14-36 38.9%
	3PT%	2-13 15.4%
	FT%	0-0 0%
2 nd	FG%	15-39 38.5%
	3PT%	4-15 26.7%
	FT%	10-13 76.9%
GM	FG%	29-75 38.7%
	3PT%	6-28 21.4%
	FT%	10-13 76.9%

Dead Ball Rebounds: 1, 0

Technical Fouls::NONE

	OSU	Baylor
Biggest lead	9 (2 nd 0:17)	8 (2 nd 7:49)
Best Scoring Run	11 (2 nd 0:17)	8 (1 st 17:26)
Lead Changes	10	
Times Tied	6	
Time with Lead	17:29	19:33

Points from	OSU	Baylor
Turnovers	11	14
Paint	38	42
Second Chance	17	19
Fast Breaks	17	4
Bench	20	15

	Period by Period Scoring		
	1st	2nd	TOT
OSU	35	48	83
Baylor	30	44	74

THE LAST TIME ...

THE LAST TIME A BAYLOR TEAM...

Shot 65 pct from floor	66.1 (41-62) vs. Texas Southern (12/14/17)
Shot 60 pct from floor	60.8 (31-51) vs. PVAMU (11/12/18)
Shot less than 30 pct from floor	29.8 (17-57) at TCU (1/10/15)
Shot 65 pct from 3FG	70.6 (12-17) vs. Central Arkansas (11/10/17)
Shot 60 pct from 3FG	62.5 (15-24) vs. Texas Tech (3/7/21)
Shot less than 15 pct from 3FG	11.1 (2-18) vs. Ole Miss (11/23/18)
Shot less than 10 pct from 3FG	.083 (1-12) vs. TCU (1/2/18)
Made 15 3-point field goals	15 vs. Texas Tech (3/7/21)
Failed to make a 3FG	0-8 at Texas Tech (2/21/90)
Shot 95 pct from FT line	100.0 (7-7) vs. Villanova (12/12/21)
Shot 90 pct from FT line	100.0 (7-7) vs. Villanova (12/12/21)
Shot less than 40 pct from FT line	37.5 (6-16) at Kansas (2/27/21)
Had 60 Rebounds	60 vs. Huston-Tillotson (1/21/15)
Had 55 Rebounds	58 vs. Savannah State (12/17/17)
Had 50 Rebounds	51 vs. Central Arkansas (11/17/21)
Had 25 Offensive Rebounds	26 vs. Kansas (11/12/19)
Had 20 Offensive Rebounds	20 vs. UAPB (12/4/21)
Had 40 Defensive Rebounds	43 vs. Savannah State (12/17/17)
Had 30 Assists	33 vs. Nicholls State (11/15/21)
Had 25 Assists	25 vs. Northwestern State (12/28/21)
Had 25 Turnovers	29 at West Virginia (1/10/17)
Had 20 Turnovers	20 vs. Oklahoma (1/5/22)
Had fewer than 7 Turnovers	6 vs. Villanova (3/27/21)
Had fewer than 6 Turnovers	4 vs. Wisconsin (3/21/21)
Had fewer than 4 Turnovers	3 at Kansas (2/27/21)
Had 0 Live-Ball Turnovers	vs. Wisconsin (3/21/21)
Had 17 Steals	21 vs. Central Arkansas (11/17/21)
Had 15 Steals	16 vs. Stanford (11/20/21)
Had 12 Blocked Shots	12 vs. Louisiana-Lafayette (11/28/20)
Had 10 Blocked Shots	10 vs. TCU (2/2/19)
Had no Blocked Shots	vs. Houston (4/3/21)
Had two 20-point scorers	James Akinjo (20), Adam Flagler (22) at TCU (1/8/22)
Had two 25-point scorers	Jo Lual-Acuil Jr. (31), Manu Lecomte (25) vs. Savannah State (12/17/17)
Had seven double-figure scorers	vs. Long Beach State (3/20/13)
Had six double-figure scorers	vs. Kansas State (1/22/18)
Had all five starters score in double figures	vs. Oklahoma State (2/8/20)
Had all five starters score 15+ points	vs. Central Arkansas (11/10/17)
Had three reserves score in double figures	vs. UAPB (12/4/21)
Had no players score in double figures	vs. Texas A&M (3/5/08)
Had no starters score in double figures	at Kansas State (3/3/18)
Had four players score 15+ points	vs. Louisiana-Lafayette (11/28/20)
Had five players score 15+ points	vs. Central Arkansas (11/10/17)
Had four players score 18+ points	vs. Savannah State (12/17/17)
Had four players with 5+ assists	vs. Savannah State (12/17/17)
Had two double-doubles	Adam Flagler (21p/11a), Jeremy Sochan (16p/11r) vs. NWST (12/28/21)
Had two double-figure rebounders	Jeremy Sochan (12), J. Tchamwa Tchatchoua (10) vs. UCA (11/17/21)
Scored 50-plus points in first half	58 vs. Northwestern State (12/28/21)
Scored 50-plus points in first half on road	56 at Kansas State (12/19/20)
Scored 50-plus points in second half	55 vs. UAPB (12/4/21)
Scored 50-plus points in both halves	vs. Kansas State (1/27/21)
Scored 60-plus points in first half	61 vs. Savannah State (12/17/17)
Scored 60-plus points in second half	60 at Iowa State (1/9/16)
Scored fewer than 20 points in 1st half	15 at Wichita State (12/1/18)
Scored fewer than 20 points in 2nd half	19 vs. Butler (12/20/19)
Overcame a 20-point deficit to win	vs. Louisville, trailed 32-10, won 66-63 (11/25/16)
Overcame a 15-pt deficit with less than 10 min left to win	vs. Texas, trailed 55-36, won 84-83 (2/27/19)
Overcame a 15-point deficit to win	vs. Iowa State, trailed 32-15, won 77-72 (2/23/21)
Overcame a 15-point halftime deficit to win	vs. Louisville, trailed 39-24, won 66-63 (11/25/16)
Overcame a 10-point halftime deficit to win	vs. Texas, trailed 40-29, won 84-83 (2/27/19)
Overcame a 10-point 2nd half deficit to win on the road	at OSU, trailed 47-35, won 75-68 (1/18/20)
Won an OT game	94-89 at #6 West Virginia (3/2/21)
Lost an OT game	78-81 vs. TCU (1/2/18)
Won a 2OT game	74-73 at Texas (2/12/18)
Lost a 2OT game	84-91 to Colorado (3/13/08)
Won a 3OT game	Never
Lost a 3OT game	93-97 at SMU (1/9/88)
Won a 4OT game	96-95 vs. North Texas (12/17/88)
Lost a 4OT game	Never
Won a 5OT game	116-110 at Texas A&M (1/23/08)
Lost a 5OT game	Never

THE LAST TIME A BAYLOR PLAYER...

Recorded a Triple-Double (Pts/Reb/Ast)	Kenny Chery (20/10/12) vs. Kansas State (2/15/14)
Recorded a Triple-Double (Pts/Reb/Blk)	Ekpe Udoh (18/17/10) vs. Morgan State (1/6/10)
Recorded a Double-Double Before Halftime	King McClure (12p/10r) vs. George Mason (11/24/18)
Scored 40 Points	Makai Mason (40) vs. TCU (2/2/19)
Scored 30 Points	MaCio Teague (35) vs. Texas Tech (3/7/21)
Scored 30 Points in a Road Game	Jared Butler (31) at Kansas (3/9/19)
Scored 20 Points in a 1st Half	King McClure (20) at Oklahoma State (1/14/19)
Scored 20 Points in a 2nd Half	MaCio Teague (26) vs. Texas Tech (3/7/21)
Scored 30 Points off the Bench	Nuni Omot (30) at Kansas State (3/3/18)
Scored 25 Points off the Bench	Terry Maston (26) vs. Mississippi State (3/18/18)
Scored 20 Points off the Bench	Adam Flagler (22) vs. Iowa State (2/23/21)
Made 5+ 3-pointers in a 1st Half	Adam Flagler (5-6) at Oregon (12/18/21)
Made 6+ 3-pointers in a 1st Half	King McClure (6-7) 1st half at Oklahoma State (1/14/19)
Made 5+ 3-pointers in a 2nd Half	Adam Flagler (6-9) at TCU (1/8/22)
Made 7+ 3-pointers in a 2nd Half	MaCio Teague (7-8) vs. Texas Tech (3/7/21)
Had 20 Rebounds	Jo Lual-Acuil Jr. (20) vs. Savannah State (12/17/17)
Had 15 Rebounds	Mark Vital (15) vs. Oklahoma State (3/12/21)
Had 8+ Offensive Rebounds	Mark Vital (8) vs. Gonzaga (4/5/21)
Had 9+ Offensive Rebounds	Mark Vital (9) at Arizona (12/15/18)
Had 12 Rebounds in a Half	Johnathan Motley (14 in 2nd half) vs. Texas (1/17/17)
Had 10 Rebounds in a Half	Mark Vital (11 in 2nd half) vs. Oklahoma State (3/12/21)
Had 13+ Assists	Jared Butler (13) at Kansas State (12/19/20)
Had 12+ Assists	Davion Mitchell (12) vs. Central Arkansas (12/29/20)
Had 11+ Assists	Adam Flagler (11) vs. Northwestern State (12/28/21)
Had 10+ Assists and 0 Turnovers	Adam Flagler (11 AST/0 TO) vs. Northwestern State (12/28/21)
Had 6 Blocked Shots	Freddie Gillespie (6) vs. TCU (2/1/20)
Had 7 Blocked Shots	Jo Lual-Acuil Jr. (7) vs. Oklahoma (2/21/17)
Had 5 Steals	Adam Flagler (5) vs. Alcorn State (12/20/21)
Had 6 Steals	Lester Medford (7) vs. Savannah State (11/23/15)
Played 40+ Minutes	Davion Mitchell (43) at #6 West Virginia (3/2/21)
Played 45+ Minutes	Jo Lual-Acuil Jr. (48) & Manu Lecomte (46) at Texas (2/12/18)
Made a Game-Winning Shot	Terry Maston (2FG) vs. Texas Tech, 59-57 (2/17/18)
Made a Game-Winning Shot in Final 10 Seconds	Jo Lual-Acuil Jr. (Dunk) at Texas, 74-73 2or (2/12/18)
Made a Game-Winning Shot at Buzzer	Lester Medford (3FG) at Texas Tech, 63-60 (1/16/16)
Made a Game-Winning FT in Final 10 Seconds	Mario Kegler vs. Texas, 84-83 OT (2/29/19)

THE LAST TIME A BAYLOR OPPONENT...

Scored 100 Points	102 at Kansas (1/2/16)
Scored 90 Points	90 vs. Kansas State (1/22/18)
Scored Fewer than 50 Points at Home	49 at TCU (1/9/21)
Scored Fewer than 50 Points on the Road	36 vs. Villanova (12/12/21)
Scored Fewer than 40 Points	36 vs. Villanova (12/12/21)
Shot 65 pct from floor	66.1 (39-59) at Oklahoma (2/26/05)
Shot 60 pct from floor	62.0 (31-50) vs. Oklahoma (1/23/16)
Shot less than 25 pct from floor	22.2 (12-52) vs. Villanova (12/12/21)
Shot 55 pct from 3FG	55.7 (15-27) vs. Texas (2/27/19)
Shot less than 15 pct from 3FG	7.1 (1-14) at Iowa State (1/1/22)
Made 15 3-point field goals	15 vs. Texas (2/27/19)
Shot 95 pct from FT line (min. 10 FTs)	95.7 (22-23) at Ole Miss (1/28/17)
Shot less than 40 pct from FT line	21.4 (3-14) at Texas (2/2/21)
Had 50 Rebounds	62 vs. Wake Forest (Anaheim) (11/30/08)
Had fewer than 20 Rebounds	16 vs. Oklahoma (1/4/22)
Had 20 Offensive Rebounds	20 vs. Wagner (3/13/18)
Had 25 Assists	29 vs. Oklahoma (1/23/16)
Had 25 Turnovers	29 vs. Central Arkansas (11/17/21)
Had fewer than 5 Turnovers	4 at West Virginia (2/22/14)
Had 13 Steals	14 vs. Oklahoma (1/4/22)
Had 0 Steals	vs. Wisconsin (3/21/21)
Had 12+ Blocked Shots	13 vs. West Virginia (2/20/18)
Had 10+ Blocked Shots	10 at Kansas (1/11/20)
Had no Blocked Shots	vs. Alcorn State (12/20/21)
Had two 20-point scorers	Cade Cunningham (25), Avery Anderson (20) vs. Oklahoma State (3/12/21)
Had three 20-point scorers	Abdel Nader (26), Georges Niang (24), Monte Morris (20) vs. Iowa State (2/16/16)
Had five double-figure scorers	vs. Texas Tech (1/11/22)
Had four 15+ point scorers	at Texas (2/12/18)
Had no double-figure scorers	vs. Iowa State (1/15/20)
Had two double-figure rebounders	Kenrich Williams (12), Vlad Brodziansky (10) at TCU (1/21/17)
Scored 50-plus points in 1st half	51 at Texas A&M (12/19/15)
Scored 50-plus points in 2nd half	50 at #6 West Virginia (3/2/21)
Scored 20 points or fewer in 1st half at home	16 at Texas (2/8/20)
Scored 20 points or fewer in 1st half on road	15 vs. Villanova (12/12/21)
Scored 20 points or fewer in 2nd half	20 vs. Stanford (11/20/21)
Failed to make a 3FG	vs. Oklahoma, 0-12 (2/25/12)

THE LAST TIME A BAYLOR OPPOSING PLAYER

Scored 30 Points	Brandon Clarke (36) vs. Gonzaga (3/23/19)
Had 20 Rebounds	Jamahl Mosley (20) vs. Colorado (Kansas City) (3/8/01)
Had 15 Rebounds	Udoka Azubuike (19) vs. Kansas (2/22/20)
Had 10 Assists	Marreon Jackson (10) vs. Arizona State (11/24/21)
Had 8 Turnovers	Trae Young (8) vs. Oklahoma (2/27/18)
Had 7 Turnovers	Damion Baugh (7) at TCU (1/8/22)
Had 8 Blocked Shots	Sagaba Konate (9) vs. West Virginia (2/20/18)
Had 7 Blocked Shots	Udoka Azubuike (7) at Kansas (1/11/20)
Had 5 Steals	Pierce Spencer (5) vs. Nicholls State (11/15/21)
Had 6 Steals	Jevon Carter (6) vs. West Virginia (3/9/18)

2021-22 INDIVIDUAL SUPERLATIVES

CATEGORY	BAYLOR	OPPONENT
Points Scored	27, James Akinjo vs. NWST (12/28) 27, James Akinjo vs. Oklahoma (1/4)	26, Mike Miles at TCU (1/8)
Field Goals Made	10, James Akinjo vs. Oklahoma (1/4)	9, Mike Miles at TCU (1/8)
FGs Attempted	20, James Akinjo vs. NWST (12/28)	16, Mike Miles at TCU (1/8)
Highest FG % (min 5 made)	1.000 (8-8), Flo Thamba vs. Alcorn State (12/20) 1.000 (6-6), Jonathan Tchamwa Tchatchoua vs. Alcorn State (12/20)	.727 (8-11), Dominic Brewton vs. Alcorn State (12/20) .727 (8-11), Tristan Enaruna at Iowa State (1/1)
3-Point FGs Made	6, Adam Flagler at TCU (1/8)	6, DJ Horne vs. Arizona State (11/24) 6, Carvell Teasett vs. Northwestern State (12/28)
3-Point FGs Attempted	10, Adam Flagler vs. NWST (12/28) & at TCU (1/8)	10, Carvell Teasett vs. Northwestern State (12/28)
3-Point FG % (min 5 att)	.833 (5-6), LJ Cryer vs. UIW (11/12)	.667 (6-9), DJ Horne vs. Arizona State (11/24)
Free Throws Made	6, James Akinjo, three times 6, Jonathan Tchamwa Tchatchoua vs. UAPB (12/4)	8, Izaiah Brockington at Iowa State (1/1)
Free Throws Attempted	8, James Akinjo vs. UCA (11/17)	8, Josh Morgan vs. UIW (11/12) 8, Izaiah Brockington & Tristan Enaruna at Iowa State (1/1)
Free Throw % (min 7 att)	.857 (6-7), James Akinjo vs. Northwestern State (12/28)	1.000 (8-8), Izaiah Brockington at Iowa State (1/1)
Offensive Rebounds	7, Jonathan Tchamwa Tchatchoua vs. UAPB (12/4)	4, three players
Defensive Rebounds	8, Jeremy Sochan vs. UCA (11/17) 8, Jonathan Tchamwa Tchatchoua vs. Villanova (12/12)	11, Marreon Jackson vs. Arizona State (11/24)
Total Rebounds	13, Jonathan Tchamwa Tchatchoua vs. UAPB (12/4)	11, Marreon Jackson vs. Arizona State (11/24)
Assists	11, James Akinjo vs. Stanford (11/20) 11, Adam Flagler vs. Northwestern State (12/28)	10, Marreon Jackson vs. Arizona State (11/24)
Turnovers	7, James Akinjo vs. VCU (11/25) 7, James Akinjo vs. Oklahoma (1/4)	7, Damion Baugh at TCU (1/8)
Blocked Shots	3, Flo Thamba vs. UIW (11/12) 3, Matthew Mayer vs. UCA (11/17) 3, Jeremy Sochan at Iowa State (1/1)	2, seven players
Steals	5, Matthew Mayer vs. UCA (11/17) 5, Adam Flagler vs. Alcorn State (12/20)	5, Pierce Spencer vs. NSU (11/15)
Minutes Played	36:45, Adam Flagler at Oregon (12/18)	38:23, Will Richardson at Oregon (12/18)
Fouls Drawn	8, James Akinjo vs. Oklahoma (1/4)	5, six players
Plus-Minus (min. 15 mp)	+43, Adam Flagler vs. Northwestern State (12/28)	+10, Kevin McCullar vs. Texas Tech (1/11)

2021-22 TEAM SUPERLATIVES

BAYLOR HIGH	BAYLOR LOW	CATEGORY	OPPONENT HIGH	OPPONENT LOW
104 vs. NWST (12/28)	57 vs. Villanova (12/12)	Points Scored	74 vs. Oklahoma (1/4)	36 vs. Villanova (12/12)
58 vs. NWST (12/28)	25 vs. Villanova (12/12)	Points, 1st Half	39 at Oregon (12/18)	15 vs. Villanova (12/12)
55 vs. UAPB (12/4)	30 vs. Arizona State (11/24)	Points, 2nd Half	39 at ISU (1/1) & vs. TTU (1/11)	20 vs. Stanford (11/20)
—	—	Points, Overtime	—	—
39 vs. NWST (12/28)	22 vs. Villanova (12/12)	Field Goals Made	29 vs. Oklahoma (1/4)	12 vs. Villanova (12/12)
78 vs. UCA (11/17) & vs. NWST (12/28)	55 vs. Oklahoma (1/4)	Field Goal Attempts	66 vs. NWST (12/28)	45 vs. Stanford (11/20)
.583 (35-60) vs. Alcorn State (12/20)	.393 (22-56) vs. Villanova (12/12)	FG Percentage	.558 (29-52) vs. Oklahoma (1/4)	.222 (12-54) vs. Villanova (12/12)
13, four times	5 vs. UCA (11/17) & vs. VCU (11/25)	3-Point FGs Made	11 vs. NWST (12/28)	1 at Iowa State (1/1)
35 vs. NWST (12/28)	14 vs. Oklahoma (1/4)	3-Point FG Attempts	27 vs. ASU (11/24) & vs. Villanova (12/12)	12 vs. Alcorn State (12/20)
.522 (12-23) at Oregon (12/18)	.238 (5-21) vs. UCA (11/17)	3-Point FG Percentage	.444 (8-18) at Oregon (12/18)	.071 (1-14) at Iowa State (1/1)
18 vs. VCU (11/25)	2 vs. NSU (11/15)	Free Throws Made	21 at Iowa State (1/1)	5 vs. NWST (12/28) & vs. TTU (1/11)
26 vs. UAPB (12/4)	5 vs. NSU (11/15)	Free Throw Attempts	27 at Iowa State (1/1)	5 vs. NWST (12/28)
1.000 (7-7) vs. Villanova (12/12)	.400 (2-5) vs. NSU (11/15)	Free Throw Percentage	1.000 (5-5) vs. NWST (12/28)	.500 (8-16) vs. Stanford (11/20)
20 vs. UAPB (12/4)	8 at TCU (1/8)	Offensive Rebounds	12, three times	3 vs. Oklahoma (1/4)
34 vs. UCA (11/17) & vs. NWST (12/28)	15 at Oregon (12/18)	Defensive Rebounds	28 vs. UCA (11/17)	13 vs. Oklahoma (1/4)
51 vs. UCA (11/17)	28 at Oregon (12/18) & at TCU (1/8)	Total Rebounds	36 vs. UCA (11/17) & vs. ASU (11/24)	16 vs. Oklahoma (1/4)
33 vs. NSU (11/15)	12, three times	Assists	18 vs. NWST (12/28) & vs. OU (1/4)	5 vs. Villanova (12/12)
20 vs. NSU (11/15) & vs. OU (1/4)	8 vs. Arizona State (11/24)	Turnovers	29 vs. UCA (11/17)	12 vs. Texas Tech (1/11)
8 vs. UCA (11/17)	1 at Oregon (12/18)	Blocked Shots	5 vs. VCU (11/25)	0 vs. Alcorn State (12/20)
21 vs. UCA (11/17)	5 vs. Texas Tech (1/11)	Steals	14 vs. Oklahoma (1/4)	3 vs. Michigan State (11/26)
22 at Iowa State (1/1)	8 vs. NWST (12/28)	Fouls	21 vs. UCA (11/17)	11 vs. ASU (11/24) & at TCU (1/8)



2021-22

15-1

BIG 12

3-1

AP

1st

COACHES

1st

NET

1st

#1/1 BAYLOR vs. OKLAHOMA STATE | GAME 17
Jan. 15, 2022 (Waco, Texas | Ferrell Center)

Broadcast Notes

0



Flo Thamba (THOM-buh) F • 6-10 • 250 • Sr. • Kinshasa, Democratic Rep. of Congo

	PTS	REB	BLK	FG%	3FG%	FT%	MIN
SEA	5.1	4.4	1.1	.620	.000	.655	16.9
B12	4.3	3.8	1.0	.417	.000	1.000	16.7
CAR	3.0	2.1	0.7	.561	.000	.596	12.5

- Senior big man with 7-foot-5 wingspan, from Democratic Republic of the Congo
- Lone returning starter from title team, started 46-consecutive gms after O starts first 2 yrs
- More steals this season (14 in 270 mins) than first 3 years combined (13 in 952 mins)
- Career-high 16 points on 8-of-8 shooting (4 dunks) in win over Alcorn State (12/20/21)
- Played in 52 games off bench (12 DNP) over first 2 seasons
- Born in Congo, lived in England, France and South Africa, emigrated to U.S. in 2014

LAST GAME vs. TEXAS TECH (Jan. 11)

PTS	REB	AST	STL	BLK	MIN
2	2	0	0	2	13:22

CAREER HIGHS

PTS	REB	AST	STL	BLK
16	11	3	3	4

1



Jeremy Sochan (SO-han) F • 6-9 • 230 • Fr. • Milton Keynes, England

	PTS	REB	AST	FG%	3FG%	FT%	MIN
SEA	7.9	5.9	2.0	.484	.353	.543	21.9
B12	5.7	4.0	1.0	.545	.500	.667	20.4
CAR	7.9	5.9	2.0	.484	.353	.543	21.9

- True freshman from England, played final HS season at Orange Academy in Germany
- 4-star recruit, ranked No. 40 nationally and No. 11 at PF in Class of 2021 by 247Sports
- Suffered left ankle sprain in 1st half at TCU, missed Tuesday's game vs. Texas Tech
- Became youngest player in Polish National Team history in 2022 EuroBasket qualification
- Scored 18 points as 17-year-old in Poland national team debut, 81-80 win over Romania
- Double-figures in scoring (6 games) and rebounding (3 games), 2+ assts in 10 of 15 gms

LAST GAME at TCU (Jan. 8)

PTS	REB	AST	STL	BLK	MIN
2	1	0	0	0	7:57

CAREER HIGHS

PTS	REB	AST	STL	BLK
16	12	7	3	3

2



Kendall Brown G/F • 6-8 • 205 • Fr. • Cottage Grove, Minn.

	PTS	REB	AST	FG%	3FG%	FT%	MIN
SEA	11.0	3.8	1.9	.679	.417	.697	24.7
B12	5.0	3.8	2.8	.500	.000	.667	27.6
CAR	11.0	3.8	1.9	.679	.417	.697	24.7

- 5-star, ranked No. 12 in class of 2021 by 247Sports; 4th 5-star signee in BU history
- 7th nationally in effective FG% (.702); leads all freshmen, closest Chet Holmgren (.683)
- Has posted 10+ points while shooting 61% or better in 11 of 16 games
- 29 dunks lead team; season-high of 4 dunks in 4x; BU has allowed only 39 dunks
- 17 points (15 in 2nd half) in comeback from 10 down to win at Oregon (12/18)
- Finished 2 rebs shy of triple-double (13p/8r/10a) in 2nd collegiate game vs. Nicholls

LAST GAME vs. TEXAS TECH (Jan. 11)

PTS	REB	AST	STL	BLK	MIN
5	5	6	0	0	29:57

CAREER HIGHS

PTS	REB	AST	STL	BLK
19	9	10	3	2

3



Dale Bonner G • 6-2 • 170 • Jr. • Shaker Heights, Ohio

	PTS	REB	AST	FG%	3FG%	FT%	MIN
SEA	1.8	0.8	1.2	.258	.176	.625	11.3
B12	0.5	1.5	1.0	.000	.000	.500	8.8
BUCAR	2.8	0.8	1.2	.258	.176	.625	11.3
CAR*	15.6	4.1	4.2	.450	.387	.728	29.3

- Transfer from Division II Fairmont State, started 50 games over 2 seasons with Falcons
- Played 11 minutes off bench Tuesday vs. TTU (most in B12 play); had 2 assts, 2 ORB
- Led Fairmont State in scoring, assists and steals in both seasons; FSU went 38-12
- Averaged FSU team-best 20.2 points per game as redshirt sophomore in 2020-21
- Also led Falcons in assists (4.5/game) and steals (2.0 per game) in 2020-21
- Posted 17.8 ppg, 5.3 apg, 2.3 spg as redshirt freshman in 2019-20


LAST GAME vs. TEXAS TECH (Jan. 11)

PTS	REB	AST	STL	BLK	MIN
0	2	2	0	0	10:32

CAREER HIGHS (BAYLOR ONLY)

PTS	REB	AST	STL	BLK
9	2	4	2	-

4



LJ Cryer G • 6-1 • 190 • So. • Katy, Texas

	PTS	REB	AST	FG%	3FG%	FT%	MIN
SEA	12.8	1.6	1.7	.496	.468	.619	25.3
B12	10.8	1.0	0.8	.469	.500	.600	25.8
CAR	7.2	1.0	1.1	.462	.430	.629	16.2

- Sophomore from Katy, Texas, ranked as nation's No. 12 PG in 2020 HS class by ESPN
- Ranks 11th nationally (2nd in Power-5) shooting 46.8% from 3-point range (36-of-77)
- 15 points off bench at TCU; 6 games this season with 15+ pts, incl. 4 games with 20+
- Had offseason surgery on right foot; missed 2 games, returned for 13 pts at ISU
- Has 179 pts in 14 games this season, doubling last season's total (67 pts in 20 gms)
- Scored 3,488 points over high school career, 5th-most all-time in Texas public schools


LAST GAME vs. TEXAS TECH (Jan. 11)

PTS	REB	AST	STL	BLK	MIN
10	0	0	1	0	29:13

CAREER HIGHS

PTS	REB	AST	STL	BLK
21	4	6	2	-

5



Jordan Turner G/F • 6-8 • 195 • So. • Houston, Texas

	PTS	REB	AST	FG%	3FG%	FT%	MIN
SEA	2.9	1.7	0.7	.280	.235	.500	7.3
B12	-	-	-	-	-	-	-
CAR	2.1	1.4	0.4	.273	.360	.700	5.5

- Third-year sophomore wing from Houston, attended Sunrise Christian in Bel Aire, Kan.
- Took voluntary redshirt during 2019-20 season, participated on team's practice squad
- Has combined for 10 points, 6 rebounds and 2 assists in 23 minutes over last 2 games
- Ranked No. 11 recruit in Texas and No. 24 SF nationally in 2019 signing class by ESPN
- Twin brother, Jalyn, is junior on Central Oklahoma basketball squad

LAST GAME vs. NORTHWESTERN STATE (Dec. 28)

PTS	REB	AST	STL	BLK	MIN
4	5	1	0	0	13:26

CAREER HIGHS

PTS	REB	AST	STL	BLK
10	5	2	-	1

10



Adam Flagler G • 6-3 • 185 • Jr. • Duluth, Ga.

	PTS	REB	AST	FG%	3FG%	FT%	MIN
SEA	12.6	2.3	3.5	.457	.395	.773	27.7
B12	17.8	2.5	2.3	.531	.500	.750	32.4
BUCAR	10.3	2.3	2.1	.455	.417	.841	24.5
CAR*	12.8	2.8	1.7	.446	.398	.838	27.3

- Fourth-year junior, transfer from Presbyterian; led PC with 15.9 PPG as freshman in 2018-19
- Last 7 Games: 52% 3FGs (24-46), averaging 17.1 points, 4.1 assists, 1.9 steals
- Made 5+ 3 pointers in 4 of last 7 games after doing so in 6 of first 72 games
- Big 12 Player of Week (1/10); tied BU-career high with 22 pts in both games last wk
- Made 6 second-half 3-pointers to lead comeback from 9 down in win at TCU (1/8)
- 10+ pts in 57 of 79 games, including 25 of 42 at Baylor (12 gms at BU with 15+ points)

LAST GAME vs. TEXAS TECH (Jan. 11)

PTS	REB	AST	STL	BLK	MIN
17	1	1	1	0	28:25

CAREER HIGHS (* - AT PRESBYTERIAN)

PTS	REB	AST	STL	BLK
29*	10*	11	5	1

11



James Akinjo (uh-KIN-jo) G • 6-1 • 190 • Sr. • Oakland, Calif.

	PTS	REB	AST	FG%	3FG%	FT%	MIN
SEA	14.6	2.6	6.1	.447	.379	.776	31.6
B12	20.0	3.3	5.3	.536	.421	.706	35.7
BUCAR	14.6	2.6	6.1	.447	.379	.776	31.6
CAR*	14.3	2.7	5.4	.383	.381	.810	32.6

- First-Team All-Pac 12, started all 26 games as junior at Arizona in 2020-21
- Last 8 Games: 19.3 points, 6.0 assists, 2.1 steals, 39% 3FGs (17-of-44)
- 1 of 9 players added to Wooden Award Midseason Top 25
- Big 12 Newcomer of Week (1/10) after back-to-back 20-point games vs. OU & at TCU
- Big 12 Player of Week (1/13) - 21.5 pts, 6.0 assts, 2.5 stls in wins at ISU & vs. NWST
- Leads Big 12 in asts (6.1/gm), 3rd in stls (2.2/gm); steal in all 16 gms, 5+ assts in 13 of 16

LAST GAME vs. TEXAS TECH (Jan. 11)

PTS	REB	AST	STL	BLK	MIN
17	4	5	2	0	36:38

CAREER HIGHS (* - AT ARIZONA; ^ - AT GEORGETOWN)

PTS	REB	AST	STL	BLK
27	7	11	5^*	1^



2021-22
15-1

BIG 12
3-1

AP
1st

COACHES

1st

NET

1st

#11/1 BAYLOR vs. OKLAHOMA STATE | GAME 17
Jan. 15, 2022 (Waco, Texas / Ferrell Center)

Broadcast Notes

13



Langston Love

G • 6-5 • 210 • Fr. • Universal City, Texas

	PTS	REB	AST	FG%	3FG%	FT%	MIN
SEA	-	-	-	-	-	-	-
B12	-	-	-	-	-	-	-
CAR	-	-	-	-	-	-	-

- True freshman guard, will miss season after knee injury in private scrimmage vs. Texas A&M
- Posted 13 points and 2 steals in 17 minutes before suffering injury vs. TAMU
- 4-star, attended Montverde (Fla.) Academy, where he won 2021 national championship
- Ranked No. 28 in class of 2021 by ESPN; played first 2 HS seasons at Cibola (TX) Steele HS
- Participated in 2021 USA Basketball Men's U19 World Cup Team training camp

	PTS	REB	AST	STL	BLK
CAREER HIGHS	-	-	-	-	-

14



Mitchell Paul

G • 6-0 • 175 • Sr. • Leawood, Kan.

	PTS	REB	AST	FG%	3FG%	FT%	MIN
SEA	1.4	0.8	0.0	.500	.000	.500	2.1
B12	-	-	-	-	-	-	-
CAR	1.4	0.8	0.0	.500	.000	.500	2.1

- Senior walk-on guard from Leawood, Kan.; played HS ball at Kansas City Christian School
- Joined Bears in fall 2021; working on Master's in Accounting, has interned for KPMM
- Posted career-high 5 points in 3 minutes off bench vs. UAPB (12/4)
- Scored first collegiate points with late bucket in Nov. 17 win over Central Arkansas
- 3-time all-conference at K.C. Christian, leading KCCS to No. 4 state ranking as senior
- Won a high school state championship in tennis, also played soccer at KCCS

LAST GAME vs. NORTHWESTERN STATE (Dec. 28)

PTS	REB	AST	STL	BLK	MIN
0	1	0	0	0	1:44

CAREER HIGHS

PTS	REB	AST	STL	BLK
5	1	-	2	-

20



Austin Sacks

F • 6-7 • 200 • So. • Encino, Calif.

	PTS	REB	AST	FG%	3FG%	FT%	MIN
SEA	0.0	0.0	0.0	.000	.000	.000	1.9
B12	-	-	-	-	-	-	-
CAR	0.0	0.0	0.0	.000	.000	.000	1.9

- Sophomore walk-on, transferred to BU after redshirting 2020-21 season at Santa Clara
- Made collegiate debut in season opener vs. UIW (11/12), had 1 steal in 1:22 of action
- Led Oakwood School in North Hollywood to 24-5, including 7-0 in league play as HS senior
- All-Independent League first-team honors, averaging 14.7 ppg, 11.0 rpg, 4.5 apg as senior
- First-team all-tournament at 2019 Rancho Mirage Holiday Invitational Tournament


LAST GAME vs. ALCORN STATE (Dec. 20)

PTS	REB	AST	STL	BLK	MIN
0	0	0	0	0	1:55

CAREER HIGHS

PTS	REB	AST	STL	BLK
-	-	-	1	-

21



Kijana Love (ki-JAH-na)

G • 6-1 • 170 • Sr. • Universal City, Texas

	PTS	REB	AST	FG%	3FG%	FT%	MIN
SEA	0.0	0.5	0.3	.000	.000	.000	1.8
B12	-	-	-	-	-	-	-
BUCAR	0.0	0.5	0.3	.000	.000	.000	1.8
CAR*	3.1	0.7	0.5	.387	.315	.577	10.6

* - Includes New Hampshire (16-17 & 18-19) & St. Edward's (20-21)

- Senior walk-on, joined team on Nov. 17 and debuted later that night vs. Central Arkansas
- Originally served as grad assistant for 2021-22 BU team, but added to roster after 2 gms
- Older brother of BU freshman Langston Love, who is out for season with knee injury
- Previously played at New Hampshire (2016-17 & 2018-19) and St. Edward's (2020-21)
- Played in 18 games off bench for St. Edward's in 2020-21; 4.9 ppg, 1.0 apg in 17.4 mpg


LAST GAME vs. NORTHWESTERN STATE (Dec. 28)

PTS	REB	AST	STL	BLK	MIN
0	0	0	0	0	1:44

CAREER HIGHS (* - AT NEW HAMPSHIRE)

PTS	REB	AST	STL	BLK
9*	2	3*	1*	-

23



Jonathan Tchamwa Tchatchoua (CHAWM-wuh CHA-chew-wuh)

F • 6-8 • 250 • Jr. • Douala, Cameroon

	PTS	REB	AST	FG%	3FG%	FT%	MIN
SEA	8.1	7.8	0.8	.651	.444	.737	21.3
B12	5.5	5.8	0.0	.647	.000	.000	21.3
BUCAR	7.0	6.0	0.6	.606	.444	.762	19.9
CAR*	5.6	4.9	0.4	.570	.333	.729	17.2

* - Includes UNLV (18-19)

- Fourth-year junior, transferred to BU after one season at UNLV; redshirted in 2019-20
- 3rd in Big 12 in rebounding (7.8) despite coming off bench; 8+ boards in 10 of 16 gms
- Has made 45% of field goals on dunks over 44 games played at Baylor (59-of-132)
- Worked on 3-pt range during offseason - 4-of-9 this season after 0 attempts in 2020-21
- 10+ pts off bench 6 of last 11 gms (9.1 ppg); 10+ pts in 7 of 65 prior collegiate games
- Born in Cameroon, moved to Australia for final 2 years of HS (NBA Global Academy)

LAST GAME vs. TEXAS TECH (Jan. 11)

PTS	REB	AST	STL	BLK	MIN
4	10	0	0	0	26:38

CAREER HIGHS

PTS	REB	AST	STL	BLK
16	13	2	2	4

24



Matthew Mayer (MYE-er)

G/F • 6-9 • 225 • Sr. • Austin, Texas

	PTS	REB	AST	FG%	3FG%	FT%	MIN
SEA	8.6	4.9	1.1	.389	.298	.526	21.4
B12	7.0	5.8	1.0	.387	.182	.333	21.0
CAR	6.2	2.9	0.9	.413	.346	.625	14.2

- Senior wing with quick release, came off bench in 93 games over first 3 seasons
- Named Preseason All-Big 12, also on Wooden Award and Naismith Trophy watch lists
- Reduced turnover rate to 12.7 this season (2nd-best on team, down from 17.6 last year)
- Team-high 15 points, 6 rebounds, 2 steals in Battle 4 Atlantis semifinal win vs. VCU
- 10+ pts 27 times in career, including 6 of 15 as starter this season (21 of 93 off bench)
- 15+ pts off bench 4x last season (16 vs. OU, 18 at WVU, 19 vs. OSU, 17 vs. Wisc)


LAST GAME vs. TEXAS TECH (Jan. 11)

PTS	REB	AST	STL	BLK	MIN
7	7	0	1	2	25:15

CAREER HIGHS

PTS	REB	AST	STL	BLK
19	9	4	5	3

32



Zach Loveday

F • 7-0 • 240 • So. • Gallipolis, Ohio

	PTS	REB	BLK	FG%	3FG%	FT%	MIN
SEA	1.4	1.4	0.4	.444	.400	.500	4.4
B12	-	-	-	-	-	-	-
CAR	1.9	1.2	0.3	.615	.429	.667	4.5

- Sophomore 7-footer from Ohio, played final two HS seasons at Huntington Prep in W.Va.
- Combined for 9 points, 7 rebounds and 3 blocks over 23 minutes in last 3 gms played
- Ranked No. 51 player nationally and No. 12 among centers in 2020 class by Rivals
- Career-high 10 points (4-4 FGs), 2 blocks in 8 minutes vs. Alcorn State (12/30/20)
- 1 of 5 players on 2019-20 Huntington Prep squad to sign with Division I programs
- Father, Billy Loveday, played basketball at Hanover College

LAST GAME vs. NORTHWESTERN STATE (Dec. 28)

PTS	REB	AST	STL	BLK	MIN
0	1	0	0	2	7:17

CAREER HIGHS

PTS	REB	AST	STL	BLK
10	4	1	1	2



Scott Drew
Head Coach
19th season at BU



Jerome Tang
Associate
Head Coach
19th season at BU



Alvin Brooks III
Assistant
Coach
6th season at BU



John Jakus
Assistant
Coach
5th season at BU



Jared Nuness
Special Asst. &
Dir. of Player
Personnel
12th season at BU



Bill Peterson
Special Asst. to
the Head Coach
5th season at BU



Aditya Malhotra
Director of
Basketball Ops
9th season at BU



Ty Beard
Director of
Video Ops
5th season at BU



Jason Smith
Director of
Recruiting Ops
1st season at BU



Charlie Melton
Strength
Coach
17th season at BU



Dave Snyder
Athletic
Trainer
5th season at BU