

# BAYLOR

# BASKETBALL GAME NOTES



Follow Baylor Basketball on Twitter, Instagram and Facebook: @BaylorMBB

## GAME 30



No. 1 **BAYLOR** (27-2, 13-1 Big 12) vs. No. 1 **GONZAGA** (31-0, 15-0 WCC)

April 5, 2021 • 8:20 p.m. CT • Watch: CBS, March Madness App • Listen: ESPN Central Texas  
Indianapolis, Ind. • Lucas Oil Stadium (70,000) • Social Media: @BaylorMBB



## MEDIA INFORMATION

TV: CBS and March Madness App

Talent: Jim Nantz (pxp), Bill Raftery (analyst),  
Grant Hill (analyst), Tracy Wolfson (reporter)

BU Radio: Baylor Sports Network / ESPN Central Texas

Talent: John Morris (pxp), Pat Nunley (analyst)

National Radio: Westwood One

Talent: Kevin Kugler (pxp), Jim Jackson (analyst)  
PJ Carlesimo (analyst)

Satellite Radio: Sirius 84, XM 84, Internet 84

Social Media: @BaylorMBB | #SicEm

All-Time Series Baylor is 0-5

Drew Era Baylor is 0-4

1st Meeting GU won 87-57 in Fresno (11/29/91)

Last Meeting GU won 83-71 in Salt Lake City (3/23/19)

## 2020-21 SCHEDULE & RESULTS

DATE	BU	OPP	OPPONENT	TV	TIME/SCORE
N28	2/1	—	vs. Louisiana-Lafayette <sup>1</sup>	FloHoops	W, 112-82
N29	2/1	—	vs. Washington <sup>1</sup>	FloHoops	W, 86-52
D2	2/1	5/10	vs. Illinois <sup>2</sup>	ESPN	W, 82-69
D9	2/2	—	SFA	ESPN+	W, 83-52
D19	2/2	—	• at Kansas State	ESPN+	W, 100-69
D21	2/2	—	UAPB	ESPN+	W, 99-42
D29	2/2	—	CENTRAL ARKANSAS	ESPN+	W, 93-56
D30	2/2	—	ALCORN STATE	ESPN+	W, 105-76
J2	2/2	—	• at Iowa State	ESPN+	W, 76-65
J6	2/2	—	• OKLAHOMA	ESPN2	W, 76-61
J9	2/2	—	• at TCU	ESPN	W, 67-49
J16	2/2	15/15	• at Texas Tech	ESPN	W, 68-60
J18	2/2	9/9	• KANSAS	ESPN	W, 77-69
J23	2/2	rv/rv	• at Oklahoma State	CBS	W, 81-65
J27	2/2	—	• KANSAS STATE	ESPN2	W, 107-59
J30	2/2	—	AUBURN <sup>3</sup>	ESPN	W, 84-72
F2	2/2	6/6	• at Texas	ESPN	W, 83-69
F23	2/2	—	• IQOWA STATE	ESPN+	W, 77-72
F27	2/2	17/19	• at Kansas	ESPN	L, 58-71
M2	3/3	6/5	• at West Virginia	ESPN	W, 94-89 OT
M4	3/3	17/17	• OKLAHOMA STATE	ESPN2	W, 81-70
M7	3/3	18/18	• TEXAS TECH	ESPN	W, 88-73
M11	2/2	—	vs. Kansas State <sup>4</sup>	ESPN	W, 74-68
M12	2/2	12/14	vs. Oklahoma State <sup>4</sup>	ESPN	L, 74-83
M19	3/3	—	vs. Hartford <sup>5</sup>	truTV	W, 79-55
M21	3/3	rv/-	vs. Wisconsin <sup>5</sup>	CBS	W, 76-63
M27	3/3	18/17	vs. Villanova <sup>6</sup>	CBS	W, 62-51
M29	3/3	10/10	vs. Arkansas <sup>5</sup>	CBS	W, 81-72
A3	3/3	6/6	vs. Houston <sup>5</sup>	CBS	W, 78-59
A5	3/3	1/1	vs. Gonzaga <sup>5</sup>	CBS	8:20 pm

### SCHEDULE KEY

- 1 - Vegas Bubble at T-Mobile Arena (Las Vegas, Nev.)
  - 2 - Jimmy V Classic at Bankers Life Arena (Indianapolis, Ind.)
  - 3 - Big 12/SEC Challenge at Ferrell Center (Waco, Texas)
  - 4 - Big 12 Championship at T-Mobile Center (Kansas City)
  - 5 - NCAA Tournament (Lucas Oil Stadium - Indianapolis, Ind.)
  - 6 - NCAA Tournament (Hinkle Fieldhouse - Indianapolis, Ind.)
- Rankings: AP/Coaches at time of game; All times Central

## BAYLOR ATHLETICS COMMUNICATIONS

DAVID KAYE

Assistant AD

254-709-5147 • David\_Kaye@baylor.edu

## STORY LINES

- Baylor is playing in its second National Championship game (1948, lost 58-42 vs. Kentucky in NYC).
- With a win, BU can claim its first MBB national championship and its 11th overall national title.
- Baylor and Gonzaga are meeting 4 months to the day after their Dec. 5 game in Indy was canceled.
- Monday is the 9th time two No. 1 seeds have met for the title ('82, '93, '99, '05, '07, '08, '15, '17).
- Monday is the 4th time the AP's top-2 preseason teams will meet for the title (1962, 1965, 1999) and the 2nd time teams which were AP top-3 all season meet for the title (1962 Cincinnati vs. Ohio State).
- BU seeks its first win vs. Gonzaga (0-5), first vs. a No. 1-ranked team (0-8) and first vs. a No. 1 seed (0-3).
- Baylor is 19-14 in 13 all-time NCAA Championships, including a 16-8 record in the **Scott Drew** era.
- Drew's .667 career NCAA Tournament winning percentage (16-8) is 8th-best among active coaches.
- The Bears have committed only 28 turnovers over the last 4 games, including 12 live-ball turnovers.
- Baylor has had 4 different leading scorers in its last 4 games (Mayer, Flagler, Teague, Butler).
- BU is averaging a +8.4 turnover margin in the NCAA Tournament (7.6 TOs/game, 16 TOs forced/gm).
- BU built a 25-point halftime lead and led by 16+ points for the final 25 minutes Saturday vs. Houston.
- BU built an 18-point lead and Arkansas didn't get closer than 4 the rest of the way in the Elite 8 win.
- Baylor has won 23 straight non-conference games (+21.6 average margin) dating back to Nov. 2020.
- Baylor is 10-2 vs. AP Top 25 teams this season, including 6-0 against AP Top 10 teams.
- BU leads the nation in 3-point percentage (.412) and is top-10 nationally in scoring margin (3rd, +17.5), scoring (6th, 82.8), turnover margin (3rd, +5.5), defensive turnover pct. (3rd, 24.6), effective FG% (4th, 56.7), offensive rebound pct. (6th, 36.9), steals (9th, 8.9) and turnovers forced (9th, 17.1).
- BU has led by at least 10 points in 26 of 29 games this year (9 of 12 games since the 21-day pause).
- Baylor has led by at least 4 points in all 59 games over the last 2 seasons (double-digit leads in 50 of 59).
- Baylor's current .412 team 3FG% is the 7th-best mark by any team in the Big 12's 25-year history.
- Baylor has played 16 of its 29 games (14-2) vs. 12 different NCAA Tournament teams this season.
- Baylor is making its 10th NCAA Tournament appearance in the modern tournament era. BU's first three NCAA Tournament appearances in 1946, 1948 and 1950 were in an eight-team, unseeded bracket.
- Baylor won the Big 12 for the first time and claimed its first conference title since 1950.
- The conference title is the 6th in program history and the 4th outright title (1932, 1946, 1948, 2021).
- Five Baylor players are shooting at least 39% on 3FGs and averaging at least one 3FG made per game: Mitchell (45%), Butler (42%), Teague (39%), Flagler (42%) and Mayer (40%).
- **Davion Mitchell** swept national Defensive Player of the Year honors, joining Johnathan Motley (2017 Karl Malone Power Forward of the Year) as the only national award winners in program history.
- **Jared Butler** is the first unanimous 1st Team All-American in program history, while **Mitchell** (3rd Team NABC, Sporting News & AP) and **Teague** (3rd Team NCAA.com) also picked up All-America honors.
- **Butler** is AP Big 12 Player of the Year, Baylor's first conference POY since David Wesley (1992 SWC).
- **Scott Drew** earned AP and coaches' Big 12 Coach of the Year for a second-consecutive season.

## TEAM INFORMATION

BAYLOR (27-2, 13-1 Big 12)	
Ranking	3rd — AP, 3rd — Coaches
Head Coach	Scott Drew (Butler, 1993)
Career Record	389-226 (19th season)
BU Record	369-215 (18th season)
vs. Gonzaga	0-4

## GONZAGA (31-0, 0-0 WCC)

Ranking	1st — AP, 1st — Coaches
Head Coach	Mark Few (Oregon, 1987)
Career Record	630-124 (22nd season)
GU Record	630-124 (22nd season)
vs. Baylor	4-0
SID	Barrett Henderson — hendersonb@gonzaga.edu

## BAYLOR 2020-21 STATS

#	P	NAME	YR	PPG	RPG	APG	MPG
12	G	Jared Butler	Jr.	16.6	3.3	4.7	30.3
31	G	MaCio Teague	Sr.	15.8	4.0	1.7	31.8
45	G	Davion Mitchell	Jr.	14.0	2.6	5.5	32.9
10	G	Adam Flagler	So.	9.0	2.3	1.4	22.8
24	F	Matthew Mayer	Jr.	8.3	3.8	1.0	15.6
23	F	J. Tchamwa Tchatchoua	So.	6.4	5.1	0.7*	19.3
11	F	Mark Vital	Sr.	5.6	6.5	0.9*	23.3
0	F	Flo Thamba	Jr.	3.7	3.9	0.7*	15.0
4	G	LJ Cryer	Fr.	3.5	0.6	0.8	10.3
32	F	Zach Loveday	Fr.	2.3	1.2	0.3*	4.9
5	F	Jordan Turner	RFr.	1.8	1.4	0.3	4.8
35	G	Mark Paterson	Sr.	1.3	0.7	0.0	1.9
13	F	Jackson Moffatt	So.	0.0	0.5	0.1	2.0

\* - blocks per game

**PRONUNCIATIONS**

John JAKUS	JAYK-us
Matthew MAYER	MYE-er
DAVION Mitchell	DAY-vee-ahn
Jonathan TCHAMWA TCHATCQUA	CHAWM-wuh CHAT-chew-wuh
MACIO Teague	may-SEE-oh
Mark VITAL	VYE-tuhl

**BAYLOR CONFERENCE TITLES**

1932 Southwest Conference (10-2)  
 1946 Southwest Conference (11-1)  
 1948 Southwest Conference (11-1)  
 1949 Southwest Conference (9-3, co-champs)  
 1950 Southwest Conference (8-4, co-champs)  
 2021 Big 12 Conference (13-1)

**BAYLOR IN THE RANKINGS**

WEEK	W/L	AP	COACHES
Preseason	0-0	2nd (1540; 24)	1st (764; 12)
Nov. 30	2-0	2nd (1513; 6)	1st (764; 12)
Dec. 7	3-0	2nd (1470; 7)	2nd (774; 8)
Dec. 14	4-0	2nd (1491; 7)	2nd (772; 6)
Dec. 21	5-0	2nd (1538; 3)	2nd (725; 5)
Dec. 28	6-0	2nd (1538; 2)	2nd (771; 3)
Jan. 4	9-0	2nd (1537; 1)	2nd (771; 3)
Jan. 11	11-0	2nd (1536; 1)	2nd (771; 3)
Jan. 18	12-0	2nd (1538; 2)	2nd (747; 3)
Jan. 25	14-0	2nd (1539; 3)	2nd (771; 3)
Feb. 1	16-0	2nd (1539; 3)	2nd (772; 4)
Feb. 8	17-0	2nd (1520; 8)	2nd (772; 4)
Feb. 15	17-0	2nd (1541; 5)	2nd (772; 4)
Feb. 22	17-0	2nd (1540; 4)	2nd (771; 4)
March 1	18-1	3rd (1450)	3rd (733)
March 8	21-1	2nd (1510; 2)	2nd (740)
March 15	22-2	3rd (1397)	3rd (737)

**MILESTONE WATCH**

**Butler** – starting 8th NCAAT game (new record at BU)  
**Vital** – starting 8th NCAAT game (new record at BU)  
**Vital** – starting 105th career game – 3rd all-time at BU  
**Vital** – 1 rebound for 800 career – 8th BU player  
**Vital** – 6 rebounds for 7th-most at BU (Terry Teagle)

**MISCELLANEOUS****CHARGES DRAWN BU 76, OPP 43**

27	Davion Mitchell
13	Jonathan Tchamwa Tchatchoua
9	Mark Vital
7	Matthew Mayer, Flo Thamba
4	Jared Butler
3	Adam Flagler, MaCio Teague
1	LJ Cryer, Jackson Moffatt, Mark Paterson

**DUNKS BU 89, OPP 53**

35	Jonathan Tchamwa Tchatchoua
13	Flo Thamba
12	Mark Vital
10	Matthew Mayer
5	Jared Butler, Zach Loveday, MaCio Teague
2	Davion Mitchell
1	Adam Flagler

**FIRST CONFERENCE TITLE IN 71 YEARS**

- Baylor won its first conference championship in 71 seasons (1950 Southwest Conference).
- Baylor has won six league titles in programs history, four of them outright – 1932 (10-2), 1946 (11-1), 1948 (11-1), 1949 (9-3), 1950 (8-4) and 2021 (13-1). The 1949 and 1950 titles were co-championships.
- Baylor's best previous Big 12 finish was outright 2nd-place last season. BU also tied for 2nd in 2010 and 2017.
- Baylor's 15 Big 12 wins last season were the most ever by a team that didn't claim the Big 12 title.

**SECOND NATIONAL CHAMPIONSHIP GAME APPEARANCE**

- Baylor is appearing in a National Championship game for the second time in program history.
- The Bears 58-42 lost to Kentucky in their previous appearance on March 23, 1948, at Madison Square Garden.

**QUICK HITS**

- Baylor's streak of 9 consecutive postseasons is tied as the nation's 7th-longest active streak.
- Baylor is guaranteed to finish with its fewest losses since going 13-0 in 1911-12.
- Baylor is 39-21 in postseason tournaments (conference, national) over the last 13 seasons.
- Baylor has been top-5 ranked for 28-straight weeks. BU was top-5 for 12 weeks all-time prior to this streak.
- BU's streak of 36-straight AP polls ranked is the nation's 3rd-longest active streak and longest in BU history.
- Baylor joins Kansas as the only Power-5 schools to win 18+ games every year since 2008.
- Baylor is 53-6 since **MaCio Teague** and **Davion Mitchell** became eligible at the start of 2019-20.
- **Mark Vital** holds the BU record for career Big 12 wins at 45-22. The previous record was A.J. Walton's 39.
- Baylor became the first team since UNLV in 1990-91 to win its first 17 games by 8+ points.
- Baylor joins Duke, Gonzaga and Kansas as the only programs ranked No. 1 in 3 of the last 5 seasons.
- Head coach **Scott Drew** is in his 18th season in Waco and is BU's all-time wins leader (369-215).
- Baylor is 25-1 at home over the last 2 seasons, with the lone loss by 3 points to Kansas on 2/22/20.
- Baylor is 14-3 in Big 12 road games over the last 2 seasons (rest of league is 59-99 in B12 road games).
- Baylor's 18-game winning streak tied the 4th-longest in the Big 12's 25-year history. The Bears set the record with 23 straight last season, while Kansas had the 2nd and 3rd-longest streaks – 22 in 1997 and 20 in 2008.
- Baylor signed the highest-ranked recruiting class in program history (No. 4) in November. BU inked 5-star Kendall Brown, 4-star Langston Love and 4-star Jeremy Sochan for the 2021-22 season.
- Baylor won double-digit Big 12 games for the 8th time (2010, 2012, 2015, 2016, 2017, 2019, 2020, 2021).
- Baylor is 74-5 when leading at halftime over the last 4 seasons (44-2 over last 2 seasons, 23-0 this season).
- Baylor has won 90% of its games when leading at the half since 2011-12 (192-21).
- BU is 53-4 when leading at any point in the 2nd half of a game over the last 2 seasons (141-23 last 6 seasons).
- Baylor has won 20+ games in 12 of the last 14 seasons after recording only three 20-win seasons in the previous 100 years of Baylor Basketball (1946, 1948, 1988).
- Baylor is 244-99 over the last 10 seasons, averaging 24 wins per season since 2011-12.
- Baylor's 244 wins since 2011-12 are second-most in the Big 12 behind only Kansas (284).
- Baylor is 335-146 since 2007-08, the first year Drew's staff had a full allotment of scholarships.
- Eight of Baylor's players either have used or are currently using a redshirt year. Four after transferring to BU – Flagler, Mitchell, Tchamwa Tchatchoua and Teague, and four as freshmen – Moffatt, Turner, Vital and Dainja.
- Ten of Baylor's 11 starting point guards under Drew have earned All-Big recognition (16 of last 17 seasons).
- Baylor is 1 of 10 teams nationally to appear in every postseason since 2012 (7 NCAAs, 2 NITs).
- Baylor has the nation's 10th-longest active streak with at least one 3-point FG made in 961 straight games – the last time Baylor failed to make a 3-pointer was more than 30 years ago, on Feb. 21, 1990 vs. Texas Tech (0-8).

**2020-21 BAYLOR BASKETBALL ROSTER**

NO.	NAME	HT.	WT.	CL.	WING.	HOMETOWN/HIGH SCHOOL (PREVIOUS COLLEGE)
0	Flo Thamba, F	6-10	245	Jr.	7-5	Kinshasa, Democratic Republic of Congo/Mountain Mission
4	LJ Cryer, G	6-1	185	Fr.	6-3	Katy, Texas/Morton Ranch HS
5	Jordan Turner, G/F	6-8	195	Fr. <sup>%</sup>	7-0	Houston, Texas/Sunrise Christian
10	Adam Flagler, G	6-3	180	So. <sup>%</sup>	6-3	Duluth, Ga./Duluth HS (Presbyterian)
11	Mark Vital, G/F	6-5	250	Sr. <sup>^</sup>	6-9	Lake Charles, La./Advanced Prep International
12	Jared Butler, G	6-3	195	Jr.	6-3	Reserve, La./Riverside Academy
13	Jackson Moffatt, G/F	6-7	200	So.	6-7	Magnolia, Texas/Magnolia HS
23	Jonathan Tchamwa Tchatchoua, F	6-8	245	So. <sup>%</sup>	7-3	Douala, Cameroon/NBA Global Academy - Australia (UNLV)
24	Matthew Mayer, G/F	6-9	225	Jr.	6-8	Austin, Texas/Westlake HS
31	MaCio Teague, G	6-4	195	Sr. <sup>f</sup>	6-11	Cincinnati, Ohio/Walnut Hills HS (UNC Asheville)
32	Zach Loveday, F	7-0	215	Fr.	7-0	Gallipolis, Ohio/Huntington Prep
35	Mark Paterson, G	6-1	180	Sr.	6-0	Dallas, Texas/Trinity Christian Addison (St. Edward's)
42	Dain Dainja, F	6-9	270	Fr.	7-7	Brooklyn Park, Minn./Park Center HS
45	Davion Mitchell, G	6-2	205	Jr. <sup>f</sup>	6-3	Hinesville, Ga./Liberty County HS (Auburn)

<sup>^</sup> - sat out 2016-17 as redshirt    <sup>\*</sup> - sat out 2017-18 as redshirt    <sup>#</sup> - sat out 2018-19 as redshirt    <sup>%</sup> - sat out 2019-20 season as redshirt

**COACHING & SUPPORT STAFF**

**Head Coach:** Scott Drew (Butler, 1993), 17th season at Baylor (18th season as Division I head coach)

**Associate Head Coach:** Jerome Tang (Charter Oak State, 2007), 17th season at Baylor

**Assistant Coach:** Alvin Brooks III (Idaho State, 2002), 4th season at Baylor

**Assistant Coach:** John Jakus (Trinity International, 1999), 3rd season at Baylor

**Special Assistant & Director of Player Development:** Jared Nuness (Valparaiso, 2001), 10th season at Baylor

**Special Assistant to the Head Coach:** Bill Peterson (Eckerd, 1979), 3rd season at Baylor

**Director of Basketball Operations:** Aditya Malhotra (Baylor, 2006), 7th season at Baylor

**Director of Video Operations:** Ty Beard (Baylor, 2009), 3rd season at Baylor

2020-21 BAYLOR BASKETBALL GAME NOTES

**BAYLOR VS. 2021 NCAA TOURNAMENT FIELD**

- Baylor has played more than half of its 29 games this season against NCAA Tournament teams.
- The Bears are 14-2 against teams in the 2021 NCAA Tournament field, including 6-1 vs. top-3 seeds.
- Baylor has played 12 different 2021 NCAA Tournament teams – No. 1 Illinois (1-0), No. 2 Houston (1-0), No. 3 Kansas (1-1), No. 3 Texas (1-0), No. 3 West Virginia (1-0), No. 3 Arkansas (1-0), No. 4 Oklahoma State (2-1), No. 5 Villanova (1-0), No. 6 Texas Tech (2-0), No. 8 Oklahoma (1-0), No. 9 Wisconsin (1-0) and No. 16 Hartford (1-0).

**FIRST TIME AS NO. 1 SEED**

- Baylor's No. 1 seed is the highest in program history. The previous high was No. 3 in 2010, 2012, 2015 and 2017.
- This marks the fifth time in the last 11 NCAA Tournaments Baylor has earned a top-3 seed.
- BU is 14-4 in NCAA Tournament games as the higher seed, but this is the first time as a higher seed after the Sweet 16.
- BU is 2-5 in NCAA Tournament games as the lower seed, though four of those five losses were to top-2 seeds.

YEAR – ROUND	MATCHUP	WINNER	SCORE	SITE
1988 First Round	No. 8 Baylor vs. No. 9 Memphis	Memphis	75-60	South Bend, Ind.
2008 First Round	No. 6 Purdue vs. No. 11 Baylor	Purdue	79-60	Washington, D.C.
2010 First Round	No. 3 Baylor vs. No. 14 Sam Houston St.	Baylor	68-59	New Orleans, La.
2010 Second Round	No. 3 Baylor vs. No. 11 Old Dominion	Baylor	76-68	New Orleans, La.
2010 Sweet 16	No. 3 Baylor vs. No. 10 Saint Mary's	Baylor	72-49	Houston, Texas
2010 Elite Eight	No. 1 Duke vs. No. 3 Baylor	Duke	78-71	Houston, Texas
2012 First Round	No. 3 Baylor vs. No. 14 South Dakota State	Baylor	68-60	Albuquerque, N.M.
2012 Second Round	No. 3 Baylor vs. No. 11 Colorado	Baylor	80-63	Albuquerque, N.M.
2012 Sweet 16	No. 3 Baylor vs. No. 10 Xavier	Baylor	75-70	Atlanta, Ga.
2012 Elite Eight	No. 1 Kentucky vs. No. 3 Baylor	Kentucky	82-70	Atlanta, Ga.
2014 First Round	No. 6 Baylor vs. No. 11 Nebraska	Baylor	74-60	San Antonio, Texas
2014 Second Round	No. 3 Creighton vs. No. 6 Baylor	Baylor	85-55	San Antonio, Texas
2014 Sweet 16	No. 2 Wisconsin vs. No. 6 Baylor	Wisconsin	69-52	Anaheim, Calif.
2015 First Round	No. 3 Baylor vs. No. 14 Georgia State	Georgia State	57-56	Jacksonville, Fla.
2016 First Round	No. 5 Baylor vs. No. 12 Yale	Yale	79-75	Providence, R.I.
2017 First Round	No. 3 Baylor vs. No. 14 New Mexico State	Baylor	91-73	Tulsa, Okla.
2017 Second Round	No. 3 Baylor vs. No. 11 USC	Baylor	82-78	Tulsa, Okla.
2017 Sweet 16	No. 3 Baylor vs. No. 7 South Carolina	South Carolina	70-50	New York, N.Y.
2019 First Round	No. 8 Syracuse vs. No. 9 Baylor	Baylor	78-69	Salt Lake City, Utah
2019 Second Round	No. 1 Gonzaga vs. No. 9 Baylor	Gonzaga	83-71	Salt Lake City, Utah
2021 First Round	No. 1 Baylor vs. No. 16 Hartford	Baylor	79-55	Indianapolis, Ind.
2021 Second Round	No. 1 Baylor vs. No. 9 Wisconsin	Baylor	76-63	Indianapolis, Ind.
2021 Sweet 16	No. 1 Baylor vs. No. 5 Villanova	Baylor	62-51	Indianapolis, Ind.
2021 Elite Eight	No. 1 Baylor vs. No. 3 Arkansas	Baylor	81-72	Indianapolis, Ind.
2021 Final Four	No. 1 Baylor vs. No. 2 Houston	Baylor	78-59	Indianapolis, Ind.

**DREW'S 16-8 NCAA TOURNAMENT RECORD**

- Head coach Scott Drew has a 16-8 record over nine NCAA Tournament appearances, including five Sweet 16s, three Elite Eights and one Final Four.
- Drew's 16-8 record (.667) is tied for 7th-best among active coaches (min. 6 app), trailing only Mike Krzyzewski (.764), John Calipari (.747), Roy Williams (.745), Rick Pitino (.730), Tom Izzo (.703), Bill Self (.700) and Jay Wright (.667).
- Drew has guided Baylor to nine of the last 12 NCAA Tournaments. Prior to Drew's arrival, Baylor had been to only four NCAA Tournaments, including just once in the 53 seasons preceding his arrival in 2003-04.
- In 2008, Drew guided Baylor to its first NCAA Championship appearance in 20 seasons (since 1988) and just its second appearance in 58 seasons since going to the eight-team tournament in 1950.

**SEEKING BAYLOR'S 11TH NATIONAL TITLE**

- Baylor is seeking the 11th team National Championship in school history and the second in a men's sport.
- Baylor won its first national title in 2004 men's tennis. The Bears have also team national championships in women's basketball (2005, 2012, 2019), equestrian (2012) and acrobatics & tumbling (2015, 2016, 2017, 2018, 2019).

**RECAPPING FIVE 2021 TOURNAMENT WINS**

- Baylor knocked off Hartford 79-55 in the first round, converting 24 Hartford turnovers into 22 points.
- The Bears had 15 steals vs. Hartford, six more than any previous NCAA Tournament game in program history.
- BU built a 42-29 halftime lead and led by at least 7 points for the final 28 minutes in a 76-63 win over Wisconsin.
- Baylor had only 4 turnovers and didn't commit any live-ball turnovers vs. Wisconsin, while forcing 14 turnovers.
- In the Sweet 16 win vs. Villanova, BU outscored VU 39-21 in the second half to overcome a 7-point halftime deficit and win 62-51. BU committed only 6 turnovers and held Villanova to its fewest points since Nov. 14, 2018.
- BU won despite its worst 3-point shooting game of the season (3-19). BU scored 28 paint points in the 2nd half.
- The Bears defeated No. 3 seed Arkansas 81-72 in the Elite 8 to win the South Regional. BU jumped out to an 18-point lead 9 minutes into the game and Arkansas didn't get closer than 4 points the rest of the way.
- BU turned up the defensive intensity to jump out to a 45-20 halftime lead in a 78-59 Final Four win vs. Houston.
- **Davion Mitchell** (12 points, 11 assists) had his 3rd career double-double and became the first player with 10+ assists and 0 turnovers in a Final Four since 1987. **Jared Butler** added 17 points, all in the first half.

**FIVE BEARS WITH PREVIOUS NCAA TOURNAMENT EXPERIENCE**

- Five Baylor players have previous NCAA Tournament, four of which were with Baylor in the 2019 Tournament.
- **Jared Butler**, **Matthew Mayer**, **Flo Thamba** and **Mark Vital** all played two games in the 2019 Tournament. Butler and Vital started both games, as the Bears defeated Syracuse and lost to No. 1 seed Gonzaga.
- **Davion Mitchell** came off the bench in two games in the 2018 Tournament while at Auburn.

**GAME 30 – NCAA TOURNAMENT CHAMPIONSHIP**



**SCOTT DREW**  
HEAD COACH  
18TH SEASON AT BAYLOR

**THE DREW FILE**

**PERSONAL**

**Birthdate:** Oct. 23, 1970  
**Birthplace:** Kansas City, Mo.  
**Family:** Wife, Kelly; daughter Mackenzie, sons Peyton and Brody

**EDUCATION**

**College:** Butler, 1993; Valparaiso, 1994 (Master's)

**COACHING EXPERIENCE**

1993-01 Valparaiso (assistant coach)  
2001-02 Valparaiso (associate head coach)  
2002-03 Valparaiso (head coach)  
2003-pres. Baylor (head coach)

**THE DREW WORKSHEET**

YEAR	SCHOOL	OVERALL	CONF.
2002-03	Valparaiso	20-11	12-2
2003-04	Baylor	8-21	3-13
2004-05	Baylor	9-19	1-15
2005-06†	Baylor	4-13	4-12
2006-07	Baylor	15-16	4-12
2007-08	Baylor <sup>1</sup>	21-11	9-7
2008-09	Baylor <sup>2</sup>	24-15	5-11
2009-10	Baylor <sup>1</sup>	28-8	11-5
2010-11	Baylor	18-13	7-9
2011-12	Baylor <sup>1</sup>	30-8	12-6
2012-13*	Baylor <sup>2</sup>	23-14	9-9
2013-14	Baylor <sup>1</sup>	26-12	9-9
2014-15	Baylor <sup>1</sup>	24-10	11-7
2015-16	Baylor <sup>1</sup>	22-12	10-8
2016-17	Baylor <sup>1</sup>	27-8	12-6
2017-18	Baylor <sup>2</sup>	19-15	8-10
2018-19	Baylor <sup>1</sup>	20-14	10-8
2019-20	Baylor <sup>3</sup>	26-4	15-3
2020-21	Baylor <sup>1</sup>	27-2	13-1
<b>TOTAL</b>	<b>19th season</b>	<b>389-226</b>	<b>163-153</b>
<b>BAYLOR</b>	<b>18th season</b>	<b>369-215</b>	<b>151-151</b>

† Baylor played no non-conference schedule due to NCAA sanctions.  
\* Two of Baylor's wins were credited to interim head coach Jerome Tang.  
¹ NCAA Tournament Appearances | ² NIT Appearances | ³ COVID-19 pandemic

**DREW VS. 2020-21 OPPONENTS**

OPPONENT	CAREER
Alcorn State .....	3-0
Arkansas .....	1-1
Arkansas-Pine Bluff .....	2-0
Auburn.....	2-0
Central Arkansas .....	3-0
Gonzaga.....	0-4
Hartford.....	3-0
Houston.....	1-0
Illinois.....	1-1
Iowa State.....	18-13
Louisiana-Lafayette.....	2-0
Kansas .....	6-26
Kansas State.....	16-16
Oklahoma .....	15-22
Oklahoma State.....	21-17
SFA .....	3-2
Texas .....	18-21
TCU.....	14-4
Texas Tech.....	22-13
Villanova.....	2-0
Washington.....	1-1
West Virginia .....	12-8
Wisconsin .....	2-1
<b>CAREER W-L TOTAL .....</b>	<b>389-226</b>

**MISCELLANEOUS STATISTICS**

Current Streak.....	Won 5
Current Home Streak.....	Won 13
Current Neutral Streak.....	Won 5
Current Road Streak.....	Won 1
Last Win.....	April 3 vs. #6 Houston (78-59)
Last Home Win.....	March 7 vs. #18 Texas Tech (88-73)
Last Neutral Win.....	April 3 vs. #6 Houston (78-59)
Last Road Win.....	March 2 at #6 West Virginia (94-89)
Last Loss.....	March 12 vs. #12 Oklahoma State (74-83)
Last Home Loss.....	Feb. 22, 2020 vs. #3 Kansas (61-64)
Last Neutral Loss.....	March 12 vs. #12 OSU (74-83)
Last Road Loss.....	Feb. 27 at #17 Kansas (58-71)

**2020-21 RECORD BY STARTING LINEUP**

Mitchell (g), Butler (g), Teague (g), Vital (f), Thamba (f)..... 27-2

**RECORD WHEN...**

	2020-21		DREW
	ALL	B12	ERA
Leading or tied at halftime	23-0	10-0	300-48
Trailing at halftime	4-2	3-1	71-167
Shoot 50 percent or higher	14-0	7-0	169-12
Shoot lower than 50 percent	13-2	6-1	202-203
Shoot higher pct than opponent	24-0	10-0	319-29
Shoot lower percentage than opp	3-2	3-1	52-186
Opp. shoot lower than 50 percent	24-1	11-0	348-116
Opp. shoot 50 percent or higher	3-1	2-1	23-99
Score fewer than 60 points	0-1	0-1	16-51
Score 60-plus points	27-1	13-0	355-164
Score 70-plus points	24-1	11-0	306-70
Score 80-plus points	16-0	7-0	155-12
Score 90-plus points	7-0	3-0	66-3
Score 100-plus points	4-0	2-0	25-0
Opp. score fewer than 50 points	2-0	1-0	38-1
Opp. score fewer than 60 points	9-0	2-0	138-9
Opp. score fewer than 70 points	19-0	9-0	265-55
Opp. score fewer than 80 points	25-1	12-1	350-145
Opp. score 80-plus points	2-1	1-0	21-70
Opp. score 90-plus points	0-0	0-0	3-19
More rebounds than opponent	17-1	8-0	276-81
Equal/fewer rebounds than opp.	9-1	4-1	94-134
Fewer turnovers than opp.	21-2	9-1	198-72
Equal/more turnovers than opp.	6-0	4-0	173-143
Games decided by 5 or fewer pts	2-0	2-0	74-63
OT games	1-0	1-0	20-5
Games as AP ranked team	27-2	13-1	201-69
Games vs. AP ranked opponents	10-2	6-1	57-102
Games following a loss	3-0	1-0	113-96
Games following a win	24-2	12-1	257-119
More points in paint than opp.	17-1	8-0	260-87
Equal/fewer pts in paint than opp.	10-1	5-1	111-128
More points off TO than opp.	23-2	10-1	233-75
Equal/fewer pts off TO than opp.	4-0	3-0	138-140
More bench points than opp.	21-0	8-0	222-108
Equal/fewer bench points than opp.	6-2	5-1	149-107
More 2nd-chance points than opp.	21-1	11-0	221-111
Equal/fewer 2nd-ch. pts than opp.	6-1	2-1	150-104
Playing in November	2-0	0-0	79-15
Playing in December	6-0	1-0	84-19
Playing in January	8-0	7-0	84-63
Playing in February	2-1	2-1	69-71
Playing in March	8-1	3-0	52-46
Playing in April	1-0	0-0	3-1

**THIRD FINAL FOUR**

- Baylor is making its third Final Four appearance and first since the bracket expanded beyond 8 teams in 1951.
- BU is the 6th program to represent the Big 12 in the Final Four, joining Kansas (2002, 2003, 2008, 2012, 2018), Oklahoma (2002, 2016), Texas (2003), Oklahoma State (2004) and Texas Tech (2019).

**APPEARANCES IN SIX OF LAST SEVEN NCAA TOURNAMENTS**

- Baylor is appearing in the NCAA Tournament for the sixth time in the last seven tournaments.
- BU is 1 of 16 teams to appear in six NCAA Tournaments since 2014, joining Duke, Gonzaga, Kansas, Kentucky, Michigan, Michigan State, North Carolina, Oklahoma, Oregon, Purdue, VCU, Villanova, Virginia, Wichita State and Wisconsin.

**BAYLOR FAMILY WELL-REPRESENTED AT 2021 BIG DANCE**

- Baylor has connections to the head coaches of three additional 2021 NCAA Tournament teams.
- Grand Canyon head coach Bryce Drew is Scott's younger brother, Oral Roberts head coach Paul Mills was an assistant on Drew's staff throughout Drew's first 14 seasons at Baylor (2004-17) and North Texas head coach Grant McCasland was on Drew's Baylor staff for five seasons (2012-16).
- Both of Drew's former assistants pulled off overtime upsets in their first-round games – No. 15 Oral Roberts beat No. 2 Ohio State and No. 13 North Texas defeated No. 4 Purdue. ORU advanced to the Sweet 16 by beating Florida.

**NATION'S-BEST 16-3 VS. RANKED TEAMS OVER LAST TWO SEASONS**

- Baylor is 16-3 against AP Top-25 ranked teams over the last two seasons. BU became the first team since Indiana in 1974-76 to win 10 of 11 games against ranked opponents before the Feb. 27 loss at Kansas ended the run.
- The record includes 10-2 away from home, with neutral wins vs. #17 Villanova (Nov. 2019), vs. #5 Illinois (Nov. 2020), vs. #18 Villanova (March 2021), vs. #10 Arkansas (March 2021) and vs. #6 Houston (April 2021) and road wins at #22 Texas Tech (Jan. 2020), at #4 Kansas (Jan. 2020), at #15 Texas Tech (Jan. 2021), at #6 Texas (Feb. 2021) and at #6 West Virginia (March 2021).
- BU is 6-1 at home vs. ranked teams in the last 2 seasons – wins vs. #12 Arizona (Dec. 2019), #18 Butler (Dec. 2019), #14 West Virginia (Feb. 2020), #9 Kansas (Jan. 2021), #17 Oklahoma State (March 2021) and #18 Texas Tech (March 2021), and the lone loss by 3 points to #3 Kansas (Feb. 2020).

**BAYLOR IN NCAA TOURNAMENTS**

- Baylor is making its 13th NCAA Tournament appearance, and the Bears have lost to the eventual national champion four times (1946, 1948, 2010 and 2012).
- Baylor's 1946 team lost to Oklahoma A&M in the regional semifinals in Kansas City, Mo.
- Baylor's 1948 squad lost to Kentucky in the national title game at New York's Madison Square Garden.
- Baylor's 2010 team lost to Duke in the Elite Eight at Houston's Reliant Stadium.
- Baylor's 2012 team lost to Kentucky in the Elite Eight at Atlanta's Georgia Dome.
- Baylor's first eight NCAA bids all came in even-numbered years – 1946, 1948, 1950, 1988, 2008, 2010, 2012 and 2014. BU has appeared in six of the last seven NCAA Tournaments (2014, 2015, 2016, 2017, 2019, 2021).
- Baylor played in three tournaments in a five-year span between 1946-1950 under head coach Bill Henderson, including Final Four appearances in 1948 and 1950.

**NINE CONSECUTIVE POSTSEASON BERTHS**

- Baylor is on a school-record streak of nine consecutive postseason berths and has appeared in 12 of the last 13 postseasons. BU made seven postseason appearances in the program's 97 seasons prior to the **Scott Drew** era.
- Baylor is 1 of 10 teams to appear in every postseason since 2012, joining Gonzaga, Iowa, Kansas, Michigan State, North Carolina, Oregon, Saint Mary's, Virginia and Wichita State.
- BU earned NCAA Tournament bids in 2012, 2014, 2015, 2016, 2017, 2019 and 2021 and NIT bids in 2013 and 2018.
- Baylor has appeared in 12 of the last 13 postseasons since 2008. Prior to that, Baylor's only postseason berths were in 1946 (NCAA), 1948 (NCAA), 1950 (NCAA), 1987 (NIT), 1988 (NCAA), 1990 (NIT) and 2001 (NIT).

**BUTLER AND DREW LEAD GROUP OF SIX BIG 12 HONOREES**

- **Jared Butler** was named AP Big 12 Player of the Year, while **Scott Drew** earned Big 12 Coach of the Year.
- **Butler** became Baylor's first conference Player of the Year since David Wesley in the 1992 SWC.
- **Drew**, a National Coach of the Year candidate, earned his second-consecutive Big 12 Coach of the Year award.
- Six from the Baylor program earned Big 12 honors, led by **Butler's** unanimous All-Big 12 First Team selection. **Davion Mitchell** (First Team), **MaCio Teague** (Second Team) and **Mark Vital** (HM) were also recognized.
- **Jonathan Tchamwa Tchatchoua** was named to the All-Newcomer Team.
- For a second-straight season, BU had 60% of the Big 12 All-Defensive Team (**Butler, Mitchell, Vital**).

**TRIO OF BAYLOR GUARDS NAMED ALL-AMERICANS**

- **Jared Butler** (unanimous First Team), **Davion Mitchell** (AP, NABC & Sporting News Third Team) and **MaCio Teague** (NCAA.com Third Team) combined to give BU three All-Americans for the first time in program history.
- **Butler** joined Hubert Kirkpatrick (Helms Foundation 1938) as the only First-Team All-Americans in BU history.
- **Butler** is now a 2-time All-American (Third Team last season), Baylor's first since Micheal Williams in 1987-88.
- Baylor has now had 11 different All-Americans in the Drew era – Curtis Jerrells, Ekpe Udoh, Tweety Carter, LaceDarius Dunn, Pierre Jackson, Perry Jones III, Rico Gathers, Johnathan Motley, Butler, Mitchell and Teague.
- **Butler** was named AP Big 12 Player of the Year. He is Baylor's third conference player of the year, joining Terry Teagle (1980 Southwest Conference) and David Wesley (1992 Southwest Conference).

## 2020-21 BAYLOR BASKETBALL GAME NOTES

### BUTLER A NATIONAL PLAYER OF THE YEAR FINALIST

- **Jared Butler** was a Wooden Award finalist (1 of 5), Bob Cousy Point Guard Award finalist (1 of 5), a Naismith Trophy Semifinalist (1 of 10) and a Lute Olson Award finalist. He was also 1 of 15 on the Naismith Defensive POY watch list.
- Butler leads the Big 12 Conference in steals (2.0) and 3-point percentage (.415), ranks 2nd in the league in 3FG% (.400), 3rd in scoring (16.6), 3rd in assists (4.7), 5th in FG% (.472) and 5th in assist-to-turnover ratio (1.61).
- Butler has posted 20-point games on the road against 8 of 9 Big 12 opponents over the last 2 seasons.
- Butler is on track to graduate in May, less than 3 years after enrolling at Baylor in August 2018. He also serves as a student-athlete representative on the NCAA Division I Men's Basketball Oversight Committee.

### ONE OF THE GREATEST REBUILDS IN NCAA HISTORY

- **Scott Drew** became Baylor head coach in 2003, starting of one of the greatest rebuilds in NCAA history.
- Drew was named 2020 NBC Sports National Coach of the Year and 2017 Basketball Times National COY.
- Drew is now in his 18th season at Baylor and is the school's all-time wins leader (369).
- Drew is coaching his 585th game at Baylor (369-215). His .632 winning pct. is best in BU history among coaches with 40+ games, and he's the program's all-time wins leader with 168 more victories than any other coach.
- Baylor has a .696 winning percentage (335-146) since Drew's first year with no scholarship restrictions in 2007-08 and a .711 winning percentage (244-99) over the last 10 seasons since 2011-12.
- Drew (50) is the youngest of 10 coaches nationally to take his current program to five Sweet 16s since 2010.
- Baylor is playing its 271st game as a ranked team in Drew's 18 seasons. BU was ranked in 2 of 2,197 games over the program's first 97 seasons prior to Drew. Since 2008-09, BU has been ranked in 268 of 450 games.
- Baylor joins Kansas as the only Power-5 teams with 18+ wins in every season since 2008.
- In Drew's first 17 seasons at Baylor, 44 players have gone on to professional careers.

### ONE OF FOUR PROGRAMS RANKED NO. 1 IN THREE OF LAST FIVE SEASONS

- Baylor joins Duke, Gonzaga and Kansas as the only programs ranked No. 1 in three seasons since 2017.
- BU was No. 1 for the first time on Jan. 9, 2017, spent five weeks ranked No. 1 in 2020 and was No. 1 in the preseason and week 1 coaches' polls this year. All told, BU has been No. 1 for eight weeks since 2017.
- The Bears have been ranked in 24 of 25 AP Top 25 spots during the Drew era (all since 2008). The only spot Baylor hasn't been ranked in the AP poll is No. 8.

### MITCHELL NAMED NATIONAL DEFENSIVE PLAYER OF THE YEAR

- **Davion Mitchell** was named Naismith Defensive Player of the Year, NABC Defensive Player of the Year and claimed the Lefty Driesell Award, earning unanimous selection as the nation's top defensive player.
- Mitchell joined Johnathan Motley (2017 Karl Malone Power Forward Award) as Baylor's only national award winners.
- For the second straight season, Baylor was the only team with two Naismith Defensive Player of the Year semifinalists.
- **Mitchell** and **Mark Vital** have been semifinalists two straight years. Vital was 1 of 4 finalists last season.
- Both **Mitchell** (coaches) and **Vital** (The Athletic) earned Big 12 Defensive Player of the Year honors.
- "The nation's best on-ball defender," **Mitchell** has earned the nickname "Off Night" for his habit of forcing the player he's defending into having an off night. He ranks 2nd in the Big 12 with 1.9 steals per game.
- "The nation's more versatile defender," **Vital** has earned a reputation for his ability to guard any position the floor.

### THIRTY-NINE WINS VS. RANKED TEAMS IN LAST SEVEN SEASONS

- Baylor has gone 39-35 against ranked teams since the start of the 2014-15 season (16-3 last 2 seasons).
- BU is 57-75 against AP-ranked teams since 2007-08 after going 17-122 in the program's first 101 seasons.
- Baylor has won multiple games vs. AP Top 25 teams in each of the last 14 seasons (including this season).
- The Bears have defeated at least five ranked teams in six of the last eight seasons.

### TWENTY-EIGHT STRAIGHT WEEKS AP TOP-5 RANKED

- BU is ranked No. 3 in the March 15 AP Top 25, extending its school-record streak to 28 straight weeks top-5 ranked. The Bears were top-5 ranked in 12 total weeks in program history prior to the current streak.
- Baylor has been in the AP Top 25 a school-record 37-straight weeks, which is the nation's 3rd-longest active streak behind only Gonzaga (95) and Villanova (40).
- Baylor's 5-week streak at No. 1 last season was the longest since Kentucky in 2015.

### SCOTT DREW COACHING TREE

- Three current Division I head coaches took their first DI head coaching jobs after stints on Scott Drew's BU staff.
- **Matthew Driscoll** is in his 12th season as head coach at North Florida after six seasons as a Baylor assistant.
- **Grant McCasland** is in his fourth season as head coach at North Texas. He spent five years as a Baylor assistant before taking over as Arkansas State head coach for one season in 2016-17.
- **Paul Mills** is in his fourth season as head coach at Oral Roberts. He was a member of Drew's original Baylor staff in 2003-04 and spent 14 years with Drew, the final eight as an assistant coach.
- All 3 former assistants have led their teams to NCAA Tournaments – Driscoll led UNF to the 2015 NCAA Tournament, while McCasland (UNT) and Mills (ORU) both earned 2021 NCAA Tournament berths.

### PROTECTING HALFTIME LEADS

- BU is 77-5 in its last 82 games when leading at halftime – 23-0 in 2021, 21-2 in 2020, 15-3 in 2019 and 15-0 in 2018.
- Baylor has won 90% of its games (192-21) when leading at the half in the last 10 seasons (23-0 in 2021, 21-2 in 2020, 15-3 in 2019, 15-0 in 2018, 18-3 in 2017, 18-2 in 2016, 21-7 in 2015, 18-2 in 2014, 17-1 in 2013 and 26-1 in 2012).
- BU has won 40% of games in which its been tied or trailing at the half since 2011-12, going 52-78 in those.

## GAME 30 – NCAA TOURNAMENT CHAMPIONSHIP

### DOUBLE-FIGURE GAMES

POINTS	20-21	CAREER
MaCio Teague	25	101 (54 at UNC Asheville)
Jared Butler	25	68
Davion Mitchell	23	40 (2 at Auburn)
Adam Flagler	13	45 (32 at Presbyterian)
Matthew Mayer	11	21
J. Tchamwa Tchatchoua	6	7 (1 at UNLV)
Mark Vital	2	26
LJ Cryer	2	2
Flo Thamba	1	2
Jordan Turner	1	1
Zach Loveday	1	1

REBOUNDS	20-21	CAREER
Mark Vital	6	18
J. Tchamwa Tchatchoua	2	4 (2 at UNLV)
MaCio Teague	1	5 (3 at UNC Asheville)
Flo Thamba	1	1

DOUBLE-DOUBLES	20-21	CAREER
Davion Mitchell	2	3
MaCio Teague	1	5 (3 at UNC Asheville)
Mark Vital	1	3
J. Tchamwa Tchatchoua	1	2 (1 at UNLV)
Jared Butler	1	1

20+ POINTS	20-21	CAREER
Jared Butler	8	18
MaCio Teague	7	30 (20 at UNC Asheville)
Davion Mitchell	5	5
Adam Flagler	1	11 (10 at Presbyterian)

30+ POINTS	20-21	CAREER
Jared Butler	1	3
MaCio Teague	1	3 (2 at UNC Asheville)
Davion Mitchell	1	1

### ACTIVE STREAKS

#### CONSECUTIVE STARTS

79	Jared Butler
59	Davion Mitchell
34	MaCio Teague
30	Mark Vital
29	Flo Thamba

#### CONSECUTIVE GAMES PLAYED

93	Jared Butler
93	Davion Mitchell (34 at Auburn)
63	Matthew Mayer
34	MaCio Teague
31	Flo Thamba
30	Mark Vital
23	Adam Flagler
11	Jonathan Tchamwa Tchatchoua

#### CONSECUTIVE GAMES WITH 3-POINTER

19	Jared Butler
5	Adam Flagler
2	Matthew Mayer, MaCio Teague
1	Davion Mitchell

#### CONSECUTIVE GAMES WITH 10+ POINTS

11	Davion Mitchell
2	Jared Butler, MaCio Teague
1	Matthew Mayer, Jonathan Tchamwa Tchatchoua

**LARGEST LEADS & DEFICITS**

	W/L	HALFTIME SCORE	HALFTIME MARGIN	LARGEST LEAD	LARGEST DEFICIT
vs. Louisiana	W	112-82	+13 (53-40)	+33	-4
vs. Washington	W	86-52	+14 (38-24)	+37	-
vs. #5 Illinois	W	82-69	+1 (31-30)	+16	-2
SFA	W	83-52	+16 (38-22)	+37	-2
at K-State	W	100-69	+29 (56-27)	+32	-
UAPB	W	99-42	+43 (55-12)	+58	-
Central Ark.	W	93-56	+18 (53-35)	+43	-
Alcorn St.	W	105-76	+32 (59-27)	+44	-4
at Iowa St.	W	76-65	+4 (36-32)	+13	-3
Oklahoma	W	76-61	+17 (42-25)	+19	-
at TCU	W	67-49	-1 (29-28)	+18	-4
at #15 TTU	W	68-60	+8 (26-18)	+10	-3
#9 Kansas	W	77-69	+13 (41-28)	+16	-
at Oklahoma St.	W	81-65	-4 (32-36)	+18	-9
K-State	W	107-59	+28 (56-24)	+52	-
Auburn	W	84-72	+5 (35-30)	+21	-2
at #6 Texas	W	83-69	+7 (41-34)	+15	-2
Iowa St.	W	77-72	-5 (32-37)	+5	-17
at #17 Kansas	L	58-71	-3 (30-33)	+4	-13
at #6 WVU	W	94-89 OT	+4 (35-31)	+12	-7
#17 Oklahoma St.	W	81-70	+11 (42-31)	+14	-1
#18 Texas Tech	W	88-73	+2 (34-32)	+22	-
vs. Kansas St.	W	74-68	+2 (36-34)	+12	-1
vs. #12 OSU	L	74-83	-5 (30-35)	+8	-9
vs. Hartford	W	79-55	+16 (37-21)	+29	-4
vs. Wisconsin	W	76-63	+13 (42-29)	+18	-5
vs. #18 Villanova	W	62-51	-7 (23-30)	+13	-7
vs. #10 Arkansas	W	81-72	+8 (46-38)	+18	-
vs. #6 Houston	W	78-59	+25 (45-20)	+25	-3

**GAME TRENDS**

	W/L	SCORE	TIME LEADING	TIME TRAILING	TIME TIED
vs. Louisiana	W	112-82	37:27	1:32	1:01
vs. Washington	W	86-52	38:15	-	1:45
vs. #5 Illinois	W	82-69	24:48	6:43	8:29
SFA	W	83-52	36:56	0:54	2:10
at K-State	W	100-69	39:20	-	0:40
UAPB	W	99-42	38:51	-	1:09
Central Ark.	W	93-56	39:41	-	0:19
Alcorn State	W	105-76	35:59	2:40	1:21
at Iowa St.	W	76-65	34:53	1:33	3:34
Oklahoma	W	76-61	39:25	-	0:35
at TCU	W	67-49	31:06	5:45	3:09
at #15 TTU	W	68-60	30:14	4:47	4:59
#9 Kansas	W	77-69	39:43	-	0:17
at Oklahoma St.	W	81-65	16:11	20:26	3:23
K-State	W	107-59	37:55	-	2:05
Auburn	W	84-72	35:27	1:01	3:32
at #6 Texas	W	83-69	36:45	1:08	2:07
Iowa St.	W	77-72	4:01	33:39	2:20
at #17 Kansas	L	58-71	4:49	31:53	3:18
at #6 WVU	W	94-89 OT	25:50	15:11	3:59
#17 Oklahoma St.	W	81-70	38:42	0:58	0:20
#18 Texas Tech	W	88-73	38:36	-	1:24
vs. Kansas St.	W	74-68	37:08	1:29	1:23
vs. #12 OSU	L	74-83	19:33	17:29	2:58
vs. Hartford	W	79-55	33:54	4:18	1:48
vs. Wisconsin	W	76-63	33:32	3:40	2:48
vs. #18 Villanova	W	62-51	13:37	20:13	6:10
vs. #10 Arkansas	W	81-72	39:44	-	0:16
vs. #6 Houston	W	78-59	36:36	1:02	2:22
TOTAL			918:58	176:21	69:41

**BEARS INK HIGHEST-RANKED RECRUITING CLASS IN PROGRAM HISTORY FOR 2021-22**

- Baylor signed the highest-ranked recruiting class in program history in November, inking a trio of top-40 recruits for the 2021-22 season. BU's 2021 recruiting class was ranked No. 4 nationally by ESPN.
- The Bears signed 5-star forward Kendall Brown, 4-star guard Langston Love and 4-star forward Jeremy Sochan.
- Brown is ranked No. 12 nationally, Love is ranked No. 23 nationally and Sochan is ranked No. 40 nationally.
- Brown attends Sunrise Christian Academy in Bel Aire, Kan. and is a Cottage Grove, Minn. native.
- Love attends Montverde Academy in Florida and is a University City, Texas native.
- Sochan attends Orange Academy in Germany and is a Southampton, United Kingdom native. He debuted Feb. 20 for the Poland Senior National Team, becoming the youngest Polish National Team player in program history.

**PROGRAM HIGHLIGHTS**

- Drew is in his 18th season at Baylor and is the school's all-time wins leader (369).
- Baylor has had a nation-leading four players selected in the NBA Draft since 2010 who weren't ranked in the ESPN100 out of high school – Quincy Acy, Ekpe Udoh, Pierre Jackson and Taurean Prince.
- Drew has graduated 52 players during his Baylor tenure, averaging 3 graduates per season.
- The Bears have advanced to postseason play in a school-record nine straight seasons (7 NCAA, 2 NIT).
- Baylor is 23-4 in regular-season tournaments since 2013-14, including 4 regular-season tournament titles.
- Drew has won 20+ games in 12 of the last 14 years – the Bears had 3 seasons of 20+ wins prior to his arrival.

**"OFF NIGHT" MITCHELL NAMED ALL-AMERICAN AND NATIONAL DEFENSIVE POY**

- Davion Mitchell was named Sporting News Third-Team All-America and picked up Big 12 & National Defensive Player of the Year honors. He averaged 15.4 ppg in Big 12 play, up from 11.0 ppg in non-conference play.
- Mitchell leads the Big 12 in FG% (.517) and can become the first player under 6'5" to lead the Big 12 in FG%.
- In conference games, Mitchell led the Big 12 in 3FG% (.449), ranked 2nd in ast-to ratio (1.80), 3rd in assists (4.5), 3rd in FG% (.500), 3rd in 3-pointers made (2.5), 5th in steals (1.6), 9th in scoring (15.4) and 5th in minutes (34.8).
- Baylor is 53-6 with Mitchell in the lineup, including a league-best 28-4 mark in Big 12 play over the last 2 seasons.
- When Mitchell has played 20+ minutes, his collegiate teams are 65-6 (12-0 at Auburn, 53-6 at Baylor).
- Baylor is 28-0 when Mitchell posts 5+ assists and 35-3 when he scores 10+ points.

**TEAGUE RECORDS FOURTH ALL-CONFERENCE SEASON**

- MaCio Teague has earned all-conference honors in all 4 collegiate seasons – All-Big South First Team in 2017 and 2018 at UNC Asheville and All-Big 12 Second Team in 2020 & 2021 at Baylor.
- Teague was named a Third-Team All-American by NCAA.com, becoming the 11th All-American of the Drew era.
- Teague ranks 5th in the Big 12 in scoring (15.8), 4th in field goal percentage (.476) and 11th in 3-pointers (2.0).
- Teague is the nation's only active player with 1,500+ career points (1,924), 500+ rebounds (546), 250+ assists (277), 125+ steals (141) and 250+ made 3-pointers (285).
- Teague tied the school-record with 10 made 3-pointers on March 7 vs. Texas Tech – the most ever by a Baylor player in a conference game and the 2nd-most by any Big 12 Conference player in the league's 25-year history.
- The Bears have gone 53-6 since Teague's first game at Baylor, including 28-4 in Big 12 play.
- Teague has started all but 3 games (Nov. 20, 2016, Feb. 18, 2020, Feb. 22, 2020) in his career.
- Baylor is 44-3 when Teague scores 10+ points and 19-2 when he leads the team in scoring.

**VITAL TO BEARS' SUCCESS**

- Mark Vital is back after being named one of 4 Naismith Defensive Player of the Year Award finalists in 2020.
- "The nation's most versatile defender" Vital was again among 10 semifinalists for Naismith Defensive POY.
- Vital has played in 45 career Big 12 wins (45-22), passing A.J. Walton (39-29) for the school record.
- Vital was unanimously selected to the Big 12 All-Defensive Team for a second-straight season and earned All-Big 12 honors for the third time in his career (2019 honorable mention, 2020 Third Team, 2021 honorable mention).
- Vital had his first double-double of the year (10 pts, 15 rebs) in a senior night win on March 7 vs. Texas Tech.
- Vital posted a career-high 19 points on 8-of-9 from the field in the Jan. 23 win at Oklahoma State.
- In Baylor's Nov. 29, 2020 game vs. Washington, Vital's 15 rebounds matched all Washington players combined (15). That was the second time Vital accomplished the feat, after doing so for the first time at Arizona in 2018.

**BENCH TRIO SCORING WITH EFFICIENCY**

- Adam Flagler, Matthew Mayer and LJ Cryer give the Bears a trio of efficient shooters off the bench.
- All 3 are shooting at least 37% from 3-point range – Flagler (.422), Mayer (.400), Cryer (.372) – and combined they've shot .405 from behind the arc (89-of-220) and averaged 3.1 made 3-pointers per game.
- Flagler has scored in double-figures in 13 of 27 games played this season, including seven games with 15+ points, Mayer has 10+ points in 11 of 29 games, and Cryer has twice scored 15+ points off the bench.
- Flagler has made at least one 3-pointer in 55 of 63 collegiate games. He's made multiple 3-pointers in 46 of 63 career games, including 28 games with 3+ made treys.
- Mayer has scored in double-figures in 10 of the last 24 games and has 4 games this season with 15+ points. He's shooting 55% inside the arc (61-111) and is 2nd on the team with 21.3 points per 40 minutes.
- Cryer has made a 3-pointer in 8 of 12 games with an attempt and is shooting .372 from 3-point range.

**44 PRO PLAYERS IN DREW ERA**

- In Scott Drew's 17 years at Baylor, 44 of his players have gone on to professional careers.
- Six of Drew's players have been in the NBA recently, and they all graduated from Baylor – Quincy Acy (Suns), Johnathan Motley (Suns), Royce O'Neale (Jazz), Taurean Prince (Cavs), Ekpe Udoh (Jazz) and Freddie Gillespie (Mavs).

## 2020-21 BAYLOR BASKETBALL GAME NOTES

### TCHAMWA TCHATCHOUA PROVIDING SPARK OFF BENCH

- **Jonathan Tchamwa Tchatchoua** missed the Feb. 23 game vs. Iowa State due to COVID protocols, but he has seen 11+ minutes off the bench in 27 of 28 games played this season, including 14 games with 20+ minutes.
- “Every Day Jon” earned Big 12 All-Newcomer Team honors after playing 19.8 minutes per game off the bench.
- Tchamwa Tchatchoua leads all Big 12 reserves with 5.1 rebounds per game, which ranks 17th overall.
- Tchamwa Tchatchoua has made 49% of his FGs on dunks (35-of-72), including all 5 in the win over Washington.

### POINT GUARDS THRIVE IN DREW’S SYSTEM

- Ten of Baylor’s 11 starting point guards during the **Scott Drew** era have earned All-Big 12 recognition.
- Baylor’s starting point guard has earned All-Big 12 recognition in 16 of 17 seasons since 2004-05.
- Jared Butler (2019, 2020, 2021), Davion Mitchell (2020, 2021), Makai Mason (2019), Manu Lecomte (2017, 2018), Lester Medford (2016), Kenny Chery (2014, 2015), Pierre Jackson (2012, 2013), Tweety Carter (2010), Curtis Jerrells (2007, 2008, 2009) and Aaron Bruce (2005, 2006, 2007) have earned All-Big 12 recognition.

### PLAYER DEVELOPMENT – FROM UNRANKED TO NBA DRAFT PICKS

- Baylor has had a nation-leading four players selected in the NBA Draft since 2010 who weren’t ranked in the ESPN100 out of high school.
- The only other schools with three such players were Colorado, Marquette, Missouri, New Mexico and Connecticut.
- Baylor developed **Quincy Acy**, **Ekpe Udoh**, **Pierre Jackson** and **Taurean Prince** into NBA Draft picks after joining the program as unranked recruits.

### HISTORY OF DEVELOPMENT WITH REDSHIRTS

- Baylor has a track record of success when redshirting players. **Ekpe Udoh**, **Johnathan Motley**, **Cory Jefferson**, **Brady Heslip**, **Jo Lual-Acuil Jr.** and **Manu Lecomte** have all gone on to professional careers after redshirting.
- **Mark Vital**, **Freddie Gillespie**, **MaCio Teague** and **Davion Mitchell** have earned All-Big 12 honors after redshirting.
- **Adam Flagler** and **Jonathan Tchamwa Tchatchoua** redshirted last season while sitting out to satisfy NCAA transfer rules, while freshman **Jordan Turner** elected to redshirt last year. **Dain Dainja** is redshirting in 2020-21.

### BAYLOR BASKETBALL ON THE RADIO

- Baylor basketball is aired live via the Baylor Sports Network from Learfield IMG College on ESPN Central Texas and flagship station 1660AM ESPN Radio (KRZI) in Waco and worldwide on Sirius/XM Radio.
- Games are broadcast by the “Voice of the Bears” John Morris, who was named NSMA 2019 Texas co-Sportscaster of the Year on Jan. 13, 2020, and former Baylor basketball standout Pat Nunley.
- Morris is in his 37th year doing BU broadcasts (26th full-time), and Nunley is in his 40th season as analyst.
- All of Baylor’s games can be heard live on the Internet at [www.BaylorBears.com](http://www.BaylorBears.com) and via the TuneIn App.

### OFFENSIVE REBOUNDING A BAYLOR STAPLE

- Baylor has ranked top-10 nationally in offensive rebounding percentage in every season since 2013-14, including five times ranked in the nation’s top-4. The Bears only cracked the top-20 once in Drew’s first 10 years.
- Baylor’s 7-year streak is the nation’s best, and West Virginia (6 years) is the only other team with a 3+ year streak.
- Baylor currently ranks 6th nationally in offensive rebounding percentage, grabbing 36.9% of its missed field goals.
- Baylor finished ranked No. 8 nationally in 2019-20, No. 2 in 2018-19, No. 9 in 2017-18, No. 3 in 2016-17, No. 4 in 2015-16, No. 1 in 2014-15 and No. 3 in 2013-14. Prior to that top-10 streak, BU’s best rank was No. 16 in 2011-12.

### GRADUATING 91 PERCENT OF SENIORS

- Since **Scott Drew** took over the Baylor Basketball program in 2003, 34 of 37 scholarship players who have played their fourth years of collegiate eligibility under Drew have graduated from Baylor.
- Players recruited by Drew to graduate at Baylor: Tim Bush, Patrick Fields, Aaron Bruce, Mamadou Diene, Delbert Simpson, Curtis Jerrells, Henry Dugat, Kevin Rogers, Tweety Carter, Josh Lomers, Ekpe Udoh, Fred Ellis, Quincy Acy, Anthony Jones, J’mison Morgan, A.J. Walton, Cory Jefferson, Brady Heslip, Gary Franklin, Kenny Chery, Royce O’Neale, Lester Medford, Rico Gathers, Taurean Prince, Al Freeman, Johnathan Motley, Ishmail Wainright, Manu Lecomte, Jo Lual-Acuil Jr., Nuni Omot, Jake Lindsey, King McClure, Freddie Gillespie and Devonte Bando.

### SECOND-MOST WINS AMONG BIG 12 TEAMS IN LAST DECADE

- Baylor’s 244-99 record since 2011-12 trails only Kansas (285-72) among Big 12 teams (thru 4/4/21).
- West Virginia (211-129) is 3rd, Iowa State (197-135) is 4th, Oklahoma (196-128) is 5th, Kansas State (191-142) is 6th, Texas (189-143) is 7th, Oklahoma St. (184-144) is 8th, Texas Tech (177-149) is 9th and TCU (164-164) is 10th.
- Baylor has averaged 24.1 wins per season over the last nine full seasons since 2011-12.

### ENTIRE STAFF BACK FOR FOURTH-STRAIGHT SEASON

- Scott Drew’s entire coaching staff returned for the 2020-21 season, a fourth-straight season of continuity.
- Jerome Tang is in his fourth season as associate head coach and has been on Drew’s staff all 18 seasons at Baylor.
- Assistant coaches Alvin Brooks III (fifth season) and John Jakus (fourth season) also return to the bench.
- Special assistant & director of player development Jared Nuness is back for his 11th season, while director of basketball operations Aditya Malhotra returns for his eighth season. Special assistant to the head coach Bill Peterson and director of video operations Ty Beard are both back for their fourth seasons.

## GAME 30 – NCAA TOURNAMENT CHAMPIONSHIP

### 2020-21 SEASON HONORS

#### JARED BUTLER

Wooden Award Finalist (1 of 15)  
Naismith Trophy Semifinalist (1 of 10)  
Bob Cousy Point Guard Award Finalist (1 of 5)  
All-America First Team (unanimous)  
NCAA Tournament All-Region Team  
Big 12 Player of the Year (AP; The Athletic)  
All-Big 12 First Team – unanimous (coaches; AP)  
Big 12 All-Defensive Team  
USBWA District VII Player of the Year  
USBWA District VII All-District Team  
NABC All-District 8 First Team  
Academic All-Big 12 First Team  
Naismith Trophy Defensive POY Watch List (1 of 15)  
Lute Olson Award Midseason Watch List  
NCAA National Player of the Week (Jan. 25)  
Naismith Trophy Player of the Week (Jan. 25)  
USBWA National Player of the Week (Jan. 26)  
Big 12 Player of the Week (Jan. 25)

#### SCOTT DREW

Big 12 Coach of the Year (second-straight year)  
Naismith Men’s Coach of the Year Finalist (1 of 4)  
USBWA Henry Iba Award Finalist (1 of 4)  
NABC District 8 Coach of the Year  
USBWA District VII Coach of the Year

#### ADAM FLAGLER

Academic All-Big 12 First Team

#### DAVION MITCHELL

Naismith Defensive Player of the Year  
NABC Defensive Player of the Year  
Lefty Driesell Award Winner  
All-America Third Team (AP, NABC, Sporting News)  
Big 12 Defensive Player of the Year  
NCAA Tournament South Region MVP, All-Region Team  
All-Big 12 First Team (coaches)  
All-Big 12 Second Team (AP)  
Big 12 All-Defensive Team (unanimous)  
NABC All-District 8 First Team  
USBWA District VII All-District Team  
Naismith Trophy Midseason Team (1 of 30)  
Big 12 Player of the Week (Feb. 1)

#### JACKSON MOFFATT

Academic All-Big 12 First Team

#### JONATHAN TCHAMWA TCHATCHOUA

Big 12 All-Newcomer Team  
Academic All-Big 12 Second Team

#### MACIO TEAGUE

Jerry West Shooting Guard Award Finalist (1 of 5)  
All-America Third Team (NCAA.com)  
All-America Honorable Mention (AP)  
NCAA Tournament All-Region Team  
All-Big 12 Second Team (AP)  
All-Big 12 Third Team (coaches)  
Big 12 All-Tournament Team  
USBWA District VII All-District Team  
Academic All-Big 12 Second Team  
NCAA National Player of the Week (March 8)  
Big 12 Player of the Week (March 8)

#### MARK VITAL

Naismith Trophy Defensive POY Semifinalist (1 of 10)  
Big 12 Defensive Player of the Year (The Athletic)  
All-Big 12 Honorable Mention  
Big 12 All-Defensive Team (unanimous)  
Karl Malone Power Forward of the Year Watch List

**SPECIALTY STATISTICS**

[PP - Paint; POT - Turnovers; 2nd - Second chance; BP - Bench]

**(BAYLOR-OPPONENT)**

OPPONENT	PP	POT	2ND	BP
vs. Louisiana-Lafayette	52-40	30-15	19-7	45-4
vs. Washington	34-26	11-9	24-7	37-26
vs. #5 Illinois	38-30	17-8	24-7	34-26
SFA	32-34	40-10	9-12	43-13
at Kansas State	38-34	21-8	14-13	33-34
UAPB	48-16	28-4	21-4	55-0
Central Arkansas	40-14	31-9	8-6	46-13
Alcorn State	40-24	31-17	18-17	47-46
at Iowa State	38-26	23-20	13-8	13-7
Oklahoma	32-28	12-22	16-8	40-9
at TCU	36-16	19-9	14-9	6-10
at #15 Texas Tech	16-22	22-12	11-5	26-5
#9 Kansas	34-30	26-23	12-11	13-17
at Oklahoma State	32-38	19-5	20-16	22-4
Kansas State	44-22	34-17	23-9	33-34
Auburn	32-44	14-15	20-15	38-16
at #6 Texas	36-32	20-14	2-5	17-4
Iowa State	38-30	10-10	8-6	26-7
at #17 Kansas	32-42	18-4	15-17	5-12
at #6 West Virginia	42-20	18-16	13-10	28-27
#17 Oklahoma State	34-40	26-18	8-11	24-20
#18 Texas Tech	26-30	13-15	17-15	8-23
vs. Kansas State	26-28	18-17	8-13	5-7
vs. #12 Oklahoma State	42-38	14-11	19-17	15-20
vs. Hartford	32-28	22-6	17-6	27-12
vs. Wisconsin	26-26	16-2	11-9	25-20
vs. #18 Villanova	40-32	22-4	10-16	24-6
vs. #10 Arkansas	36-40	21-6	10-11	25-16
vs. #6 Houston	24-20	14-8	13-17	32-11
<b>BAYLOR TOTAL</b>	<b>1020</b>	<b>610</b>	<b>417</b>	<b>792</b>
Baylor Average	35.2	21.0	14.4	27.3
<b>OPP TOTAL</b>	<b>850</b>	<b>334</b>	<b>307</b>	<b>449</b>
Opp Average	29.3	11.5	10.6	15.5

**POINTS PER POSSESSION**

GAME	BAYLOR	OPPONENT
vs. Louisiana-Lafayette	1.38	1.01
vs. Washington	1.28	0.78
vs. #5 Illinois	1.21	1.01
Stephen F. Austin	1.06	0.67
at Kansas State	1.47	1.01
Arkansas-Pine Bluff	1.39	0.59
Central Arkansas	1.18	0.71
Alcorn State	1.46	1.06
at Iowa State	1.00	0.86
Oklahoma	1.15	0.92
at TCU	1.03	0.75
at #15 Texas Tech	0.97	0.86
#9 Kansas	1.18	1.06
at Oklahoma State	1.19	0.97
Kansas State	1.37	0.76
Auburn	1.17	1.00
at #6 Texas	1.24	1.03
Iowa State	1.10	1.03
at #17 Kansas	0.94	1.15
at #6 West Virginia	1.25	1.19
#17 Oklahoma State	1.17	1.01
#18 Texas Tech	1.38	1.14
vs. Kansas State	1.09	1.00
vs. #12 Oklahoma State	0.99	1.11
vs. Hartford	1.03	0.71
vs. Wisconsin	1.19	0.98
vs. #18 Villanova	1.09	0.89
vs. #10 Arkansas	1.19	1.06
vs. #6 Houston	1.34	1.02

**BEARS JUMP ALL OVER HOUSTON TO ADVANCE TO NATIONAL TITLE GAME**

- Baylor again raced out to an early lead and led by 16+ points for the final 25 minutes in a 78-59 victory over No. 2 seed Houston in the Final Four on April 3. It was BU's first time defeating a top-2 seed in the NCAA Tournament.
- **Jared Butler** scored all 17 of his points in the first half, going 4-of-5 from 3-point range as the Bears took a 45-20 halftime lead. **Davion Mitchell** added 11 points, 11 assists and 0 turnovers, and the BU bench had 32 points.

**BEARS RACE OUT TO EARLY LEAD, HOLD OFF ARKANSAS IN ELITE 8**

- Baylor jumped out to a 29-11 lead 9 minutes into the game, and the Bears held off No. 3 seed Arkansas 81-72 in the Elite 8 game on March 29. Baylor led by at least 4 points for all 39 minutes after taking an early 4-0 lead.
- **MaCio Teague** had a game-high 22 points, and the Baylor bench combined for 25 points and 7 steals.
- With the win, Baylor advanced to its first Final Four in 71 years and its third all-time (1948, 1950, 2021).

**BU OVERCOMES ROUGH SHOOTING, HALFTIME DEFICIT IN WIN OVER VILLANOVA**

- Baylor overcame its worst 3-point shooting game of the season (3-19), its lowest-scoring half (23) and its largest halftime deficit (30-23), out-scoring Villanova 39-21 in the second half to claim a 62-51 win on March 27.
- The Bears forced 9 second-half turnovers and turned those into 13 points, and they scored 28 points in the paint after the break. BU trailed 39-33 with 13:30 left, then went on a 14-2 run and led by 4+ the rest of the way.
- **Adam Flagler** had a team-high 16 points on only 6 field goal attempts, making 2 of the Bears' 3 treys.

**BEARS KNOCK OFF WISCONSIN TO EARN 5TH SWEET 16 BERTH**

- Baylor fell behind 7-2 early, then went on a 22-9 run to take a 24-16 lead and led by at least 7 points for the final 28 minutes in a 76-63 win over Wisconsin on March 21 in the NCAA Second Round at Hinkle Fieldhouse.
- **Matthew Mayer** had a team-high 17 points and 6 rebounds in 24 minutes off the bench, while **Jared Butler** and **Davion Mitchell** added 16 points apiece. BU was 8-of-17 on 3FGs, including **Adam Flagler's** halftime buzzer-beater.
- With the win, Baylor earned its fifth Sweet 16 berth, all since 2010.

**BU ADVANCES TO NCAA TOURNAMENT SECOND ROUND WITH WIN OVER HARTFORD**

- Baylor shook off a slow start and pulled away to win 79-55 in the March 19 first-round win over Hartford.
- The Bears' defense forced 24 turnovers and held Hartford to 0.71 PPP, its best PPP mark since Dec. 21.
- **MaCio Teague** led BU with 22 points, while **Jared Butler** added 13 points, 9 assists and 5 steals.

**BEARS FALL IN BIG 12 CHAMPIONSHIP SEMIFINAL**

- Baylor went 1-1 at the 2021 Big 12 Championship, notching a 74-68 quarterfinal win against Kansas State and falling 83-74 in a semifinal game against No. 12-ranked Oklahoma State.
- **MaCio Teague** was named to the All-Tournament Team after averaging 20.5 points and 4.5 rebounds per game.

**MEMORABLE SENIOR NIGHT VICTORY OVER TEXAS TECH GIVES BU 7TH RANKED WIN**

- Baylor put together a memorable senior night with an 88-73 win over No. 18 Texas Tech on March 7.
- **MaCio Teague** tied a school record with 10 made 3-pointers (10-of-12) and his 35 points tied the 4th-most points in a Big 12 game in BU history. He tied the 2nd-most made 3-pointers by any player in the Big 12's 25-year history.
- Fellow senior **Mark Vital** had his first double-double of the season with 10 points and 15 rebounds.

**BU DEFEATS OKLAHOMA STATE FOR 6TH RANKED WIN OF SEASON**

- Baylor controlled throughout in an 81-70 win over No. 17 Oklahoma State in Waco on March 4.
- The Bears built an 11-point halftime lead and led for 38:42 of game time, never trailing by more than 1 point.
- **Jared Butler** led with 22 points, while **Matthew Mayer** added a season-high 19 points off the bench.
- Baylor's three starting guards combined for 17 assists – **Davion Mitchell** (7), **Butler** (5) and **MaCio Teague** (5).

**BEARS CLINCH FIRST CONFERENCE TITLE IN 71 YEARS IN OT WIN AT NO. 6 WEST VIRGINIA**

- Baylor clinched its first conference title since 1950 by earning a dramatic 94-89 overtime victory at No. 6 West Virginia on March 2. The win improved the Bears to 4-0 vs. AP Top 10 teams this season.
- The Bears trailed 50-43 with 13:54 left, but the Bears regained the lead with a 12-4 run.
- BU was led by 25 points from **Jared Butler**, while **Davion Mitchell** added 20 and **Matthew Mayer** had 18.
- Butler sent the game to OT with a driving layup with 2 seconds left and Mitchell put the Bears in front for good on a layup with 57 seconds left in overtime. The Bears held WVU to 1 point in the final 2 minutes of OT.

**BU SUFFERS FIRST LOSS OF SEASON AT NO. 17 KANSAS**

- Baylor suffered its first loss of the season on Feb. 27 at No. 17 Kansas, 71-58. It was the first time BU trailed inside the final 4 minutes of a game this season and ended the 2nd-longest winning streak in BU history at 18.
- The Bears were held to a season-low 58 points, 9 points fewer than any previous game.
- BU was 6-of-26 on 3-pointers and 6-of-16 on free throws, but committed the fewest turnovers of the Drew era (3).

**BEARS RETURN AFTER 21 DAYS, OVERCOME 17-POINT DEFICIT TO BEAT IOWA STATE**

- Baylor played its first game in 21 days on Feb. 23 vs. Iowa State. The Bears fell behind 32-15 with 6:20 left in the first half, but they cut the deficit to 5 points at half and rallied to win 77-72.
- The 5-point win was the first time Baylor won by fewer than 8 points all season and the first time the Bears didn't lead throughout the final 7 minutes of a game all season. BU took its first lead with 4:26 left and didn't trail again.
- **Adam Flagler** stepped up with 22 points off the bench, and **Mark Vital** had 15 rebounds and 3 blocks.



**2020-21 BAYLOR BASKETBALL GAME NOTES**  
**BU PREVAILS IN TOP-10 BATTLE AT TEXAS**

- Baylor pulled away for an 83-69 win at No. 6 Texas on Feb. 2, matching the best start in program history at 17-0.
- **Davion Mitchell** posted 27 points, while **Jared Butler** added 21 points and 4 steals.
- The Bears shot a blistering 59% from the field and won despite Texas shooting 55%, including 46% on 3FGs.

**BENCH SPARKS BEARS PAST AUBURN IN BIG 12/SEC CHALLENGE**

- BU used a 20-7 second-half run to pull away in an 84-72 win over Auburn on Jan. 30 in the Big 12/SEC Challenge.
- **Adam Flagler** posted a game-high 19 points off the bench, while **Matthew Mayer** added 13 points, including 10 points as part of the 20-7 run. **Jared Butler**, **Davion Mitchell** and **MaCio Teague** combined for 44 points.

**BEARS TOP 100 AGAIN IN SWEEP OF K-STATE**

- Baylor cruised to a 107-59 victory over K-State on Jan. 27. BU also scored 100 in the win in Manhattan earlier in the season, and those two wins are the only times a Bruce Weber-coached team has allowed 100+ points.
- This was the second time in BU history to score 100 points twice in a season vs. an opponent (1979 vs. TCU).
- It was BU's most points in regulation of a Big 12 game and 2nd-largest margin-of-victory in a conference game.
- **Davion Mitchell** posted a career-high 31 points, including 22 points in just 12 second-half minutes.

**STRONG SECOND HALF THE DIFFERENCE IN WIN AT OKLAHOMA STATE**

- Baylor trailed 34-25 late in the first half, the first time the Bears faced a deficit greater than 4 points all season, but the Bears turned up the intensity in the second half and pulled away for an 81-66 win at Oklahoma State on Jan. 23.
- BU trailed 50-48 with 12 minutes left, then went on a 19-1 run and led by double-digits the rest of the way.
- **Jared Butler** hit 3-pointers on 3-consecutive trips to turn a 3-point lead into a 12-point lead with 8 minutes left.
- Butler finished with 22 points, while **Mark Vital** had a career-high 19 points on 8-of-9 from the field.

**BUTLER'S 30 LEAD BEARS PAST NO. 9 KANSAS**

- Baylor jumped out to an 11-2 lead and led wire-to-wire in a 77-69 victory over No. 9 Kansas on Jan. 18.
- The Bears got 30 points from **Jared Butler**, who made 7-of-9 from 3-point range and added 8 assists.
- BU took a 41-28 halftime lead and led by at least 5 points for the final 36 minutes of game time.
- **Mark Vital** contributed 10 rebounds and a highlight-reel block, while **MaCio Teague** added 13 points.

**DEFENSE STANDS TALL, OFFENSE SHINES LATE IN ROAD WIN AT NO. 15 TEXAS TECH**

- Baylor held No. 15 Texas Tech to a season-low 18 first-half points, but the Bears trailed 45-44 with 7:14 left before going on a 17-6 run over the next 4:23 to pull away late in a 68-60 win in Lubbock on Jan. 16.
- **Adam Flagler** posted 15 points off the bench, including the go-ahead jumper to spark the late 17-6 run.
- **Davion Mitchell** led the Bears with 17 points, while **MaCio Teague** added 14 points.
- **Jared Butler** scored his only 7 points over a 70-second stretch in the final 5 minutes, including a pair of 3-pointers.

**BEARS SHAKE OFF SLOW START TO RECORD ROAD WIN AT TCU**

- Baylor faced a halftime deficit for the first time all season after Mike Miles hit a buzzer-beating 60-footer to give TCU a 28-27 lead at the break, but the Bears responded and led for the final 19:39 in a 67-49 win over TCU on Jan. 9.
- The Bears shot just 1-of-10 from 3-point range in the first half, but went 5-of-9 in the second half. Baylor's defense held TCU to 33% shooting in both halves and forced 22 turnovers.

**BU HOLDS SOONER OFFENSE IN CHECK FOR 10TH-STRAIGHT WIN**

- Baylor jumped out to a 16-2 lead and Oklahoma never got closer than 5 points the rest of the way, as the Bears held the Sooners to a season-low scoring output in a 76-61 win on Jan. 6 in Waco.
- BU's bench out-scored OU's 40-9, led by 16 points from **Matthew Mayer** and 15 points from **Adam Flagler**.

**BEARS FIGHT FOR TOUGH ROAD WIN AT IOWA STATE**

- Despite season-lows of 76 points and 10 assists, BU held on for a hard-fought 76-65 win at Iowa State on Jan. 2.
- Baylor committed 17 turnovers, but forced 21 ISU turnovers. BU shot a season-worst 4-for-19 from distance.
- **Jared Butler** led BU with 21 points, 5 assists and 4 steals, while Mitchell and Teague added 13 points apiece.

**NO RUST FOR BU OFFENSE IN BIG 12 OPENER AT K-STATE**

- Despite going 9 days without a game and having only two days of practice before its Big 12 opener at Kansas State, BU rolled to a 100-69 victory on Dec. 19, becoming the first team to score 100 in Manhattan since 1992.
- Two Baylor guards posted double-doubles, with **MaCio Teague's** 23 points and 10 rebounds and **Jared Butler's** 14 points and career-high 13 assists. **Davion Mitchell** added a career-high 20 points.

**BEARS NOTCH TOP-5 WIN OVER ILLINOIS IN JIMMY V CLASSIC**

- Baylor recorded its first ranked win of the season by beating No. 5 Illinois 82-69 in the Jimmy V Classic on Dec. 2.
- Four BU guards all scored in double-figures and combined for 56 points, led by **Adam Flagler's** 18 off the bench.
- There were 10 lead changes in the game, and score was tied 43-43 with 13:16 left. BU used a 6-0 run to take the lead for good, and put the game away with a 9-0 run over 75 seconds to take a 65-61 lead with 7 minutes left.
- After being out-rebounded 25-18 in the first half, Baylor out-rebounded the Illini 20-10 after the break.

**GAME 30 — NCAA TOURNAMENT CHAMPIONSHIP**  
**SINGLE-SEASON RECORDS WATCH**

**3-POINT FIELD GOAL PERCENTAGE**

SEASON LEADERS		MINIMUM 75 ATTEMPTS		
PLAYER	SEASON	3FM	3FA	PCT
1. Mark Buchanan	1986-87	55	113	.487
2. Melvin Hunt	1990-91	45	96	.468
3. Brady Heslip	2013-14	118	254	.465
4. Brady Heslip	2011-12	100	220	.455
<b>5. Davion Mitchell</b>	<b>2020-21</b>	<b>62</b>	<b>137</b>	<b>.453</b>
6. Royce O'Neale	2014-15	49	112	.438
7. Nuni Omot	2017-18	52	120	.433
<b>8. Adam Flagler</b>	<b>2020-21</b>	<b>43</b>	<b>102</b>	<b>.422</b>
9. Damond Mannon	1995-96	40	95	.421
10. LaceDarius Dunn	2009-10	116	277	.419
11. LaceDarius Dunn	2007-08	74	178	.416
<b>12. Jared Butler</b>	<b>2020-21</b>	<b>73</b>	<b>176</b>	<b>.415</b>
13. Pierre Jackson	2011-12	69	169	.408

**TEAM FIELD GOAL PERCENTAGE**

1. .511	[928-of-1,817]	1978-79
2. .509	[903-of-1,774]	1987-88
<b>3. .488</b>	<b>[887-of-1,819]</b>	<b>2020-21</b>
4. .487	[993-of-2,040]	2009-10
5. .483	[740-of-1,531]	1981-82
6. .481	[756-of-1,573]	1990-91
7. .476	[764-of-1,604]	1986-87
8. .475	[903-of-1,900]	1976-77
9. .474	[872-of-1,839]	1977-78
10. .474	[731-of-1,542]	1979-80
11. .473	[696-of-1,471]	1980-81

**TEAM 3-POINT FIELD GOAL PERCENTAGE**

1. .412	[289-of-701]	2020-21
1. .386	[280-of-725]	2013-14
2. .385	[255-of-662]	2009-10
3. .385	[90-of-234]	1986-87
4. .384	[147-of-383]	1989-90
5. .383	[259-of-676]	2011-12
6. .381	[150-of-394]	1990-91
7. .378	[275-of-727]	2007-08
8. .377	[236-of-626]	2014-15
9. .372	[134-of-360]	2005-06
10. .367	[210-of-572]	2015-16

**BIG 12 CONFERENCE 3FG% TEAM RECORDS**

1. .426	Oklahoma State, 2005	240-of-564
2. .4216	Oklahoma, 2016	382-of-906
3. .4215	Texas A&M, 2007	215-of-510
4. .4179	Kansas, 2002	224-of-536
5. .4176	Kansas, 2016	304-of-728
6. .4174	Iowa State, 2001	182-of-436
<b>7. .4123</b>	<b>Baylor, 2021</b>	<b>289-of-701</b>
8. .4119	Texas Tech, 2007	208-of-505
9. .406	Texas Tech, 1997	201-of-495
10. .4043	Kansas, 2010	262-of-648
11. .4040	Kansas, 2017	318-of-787
12. .402	Oklahoma State, 2017	294-of-732
13. .4014	Kansas, 2018	391-of-974
14. .4005	Iowa State, 1997	149-of-372
15. .4000	Iowa State, 2017	344-of-860

## PARTICIPATION

### CAREER STARTS

123	MaCio Teague (66 at UNC Asheville)
104	Mark Vital
80	Jared Butler
59	Davion Mitchell
36	Adam Flagler (36 at Presbyterian)
29	Flo Thamba
11	Jonathan Tchamwa Tchatchoua (11 at UNLV)

### CAREER GAMES PLAYED (NCAA)

125	Mark Vital
124	MaCio Teague (67 at UNC Asheville)
93	Davion Mitchell (34 at Auburn)
93	Jared Butler
92	Matthew Mayer
81	Flo Thamba
63	Adam Flagler (36 at Presbyterian)
59	Jonathan Tchamwa Tchatchoua (31 at UNLV)
19	LJ Cryer
17	Jackson Moffatt
12	Zach Loveday
11	Mark Paterson, Jordan Turner

## BAYLOR CAREER WINS CHARTS

### WINS (ONLY INCLUDES GAMES PLAYED)

#### CAREER LEADERS ALL GAMES

PLAYER	SEASONS	G	W
1. A.J. Walton	2009-13	141	98
2. Quincy Acy	2008-12	139	97
3. Cory Jefferson	2009-14	130	95
4. Rico Gathers	2012-16	141	93
5. Anthony Jones	2008-12	129	91
6. Ishmail Wainright	2013-17	131	90
<b>Mark Vital</b>	<b>2017-</b>	<b>125</b>	<b>90</b>
8. LaceDarius Dunn	2007-11	134	87
9. Taurean Prince	2012-16	129	86
10. Josh Lomers	2006-10	129	82
King McClure	2015-19	129	82

#### CAREER LEADERS BIG 12 ONLY

PLAYER	SEASONS	G	W
1. Mark Vital	2017-	67	45
2. A.J. Walton	2009-13	68	39
3. Matthew Mayer	2018-	49	38
Jared Butler	2018-	50	38
5. Cory Jefferson	2009-13	64	37
Rico Gathers	2012-16	70	37
Ishmail Wainright	2013-17	66	37
8. Quincy Acy	2008-12	66	35
Taurean Prince	2012-16	62	35
10. King McClure	2015-19	64	34
11. LaceDarius Dunn	2007-11	64	32
Terry Maston	2014-18	56	32

## RECORDS WATCH

### POINTS

#### CAREER LEADERS

PLAYER	SEASONS	G	AVG	PTS
1. LaceDarius Dunn	2007-11	134	17.1	2,285
2. Terry Teague	1979-82	110	19.9	2,189
3. Micheal Williams	1985-88	115	16.1	1,854
4. Curtis Jerrells	2005-09	119	15.3	1,820
5. Brian Skinner	1994-98	103	16.5	1,702
6. Darryl Middleton	1985-88	109	15.4	1,677
7. Aundre Branch	1991-95	102	16.3	1,666
8. Tweety Carter	2006-10	131	11.0	1,447
9. Kevin Rogers	2005-09	118	11.6	1,371
10. Darrell Hardy	1965-67	72	18.9	1,360
Quincy Acy	2008-12	139	9.8	1,360
12. Aaron Bruce	2004-08	106	12.5	1,330
13. Taurean Prince	2012-16	129	10.2	1,321
14. Jared Butler	2018-	93	14.1	1,308
15. Doug Brandt	1993-97	109	11.6	1,263
16. Pierre Jackson	2011-13	74	16.7	1,235
17. Vinnie Johnson	1977-79	51	24.1	1,231
18. Henry Dugat	2005-09	117	10.5	1,229
Johnathan Motley	2014-17	102	12.0	1,229
20. David Wesley	1989-92	72	17.0	1,224
21. Willie Sublett	1990-94	109	11.2	1,223
22. Rico Gathers	2012-16	141	8.6	1,208
23. Cory Jefferson	2009-14	130	8.9	1,159
24. Brady Heslip	2011-14	112	10.2	1,140
25. Larry Gatewood	1967-70	72	15.6	1,120

### GAMES STARTED

#### CAREER LEADERS ALL GAMES

PLAYER	SEASONS	GP	GS
1. Curtis Jerrells	2005-09	119	119
2. Doug Brandt	1994-97	109	108
3. Micheal Williams	1985-88	115	104
<b>Mark Vital</b>	<b>2017-</b>	<b>125</b>	<b>104</b>
5. Brian Skinner	1995-96	103	102
6. Kevin Rogers	2005-09	118	101
7. Aaron Bruce	2004-08	106	98
8. Jay Shakir	1980-83	110	96
9. Pat Nunley	1979-82	106	93
10. Robert McLemore	1985-88	110	92
Brady Heslip	2011-14	112	92

### GAMES STARTED

#### CAREER LEADERS BIG 12 ONLY

PLAYER	SEASONS	GP	GS
1. Curtis Jerrells	2005-09	64	64
<b>Mark Vital</b>	<b>2017-</b>	<b>67</b>	<b>64</b>
3. Aaron Bruce	2005-08	62	56
4. Tweety Carter	2006-10	64	49
5. Jared Butler	2018-	50	48
6. Kevin Rogers	2005-09	63	47
Brady Heslip	2011-14	54	47
8. Jamie Kendrick	1997-2000	64	46
9. Johnathan Motley	2014-17	54	42
10. Leon Morris	1997-99	48	39
A.J. Walton	2009-13	68	39

### REBOUNDS

#### CAREER LEADERS

PLAYER	SEASONS	G	AVG	REB
1. Rico Gathers	2012-16	141	8.0	1,134
2. Brian Skinner	1994-98	103	8.9	915
3. Jerry Mallett	1955-57	69	12.7	877
4. Kevin Rogers	2005-09	118	7.3	865
5. Darrell Hardy	1965-67	72	11.6	836
6. Quincy Acy	2008-12	139	6.0	828
7. Terry Teague	1979-82	110	7.3	805
8. Mark Vital	2017-	125	6.4	799
9. Darryl Middleton	1985-88	109	6.7	730
10. Doug Brandt	1993-97	102	7.1	726
11. Cory Jefferson	2009-14	130	5.6	722

## 3-POINT FIELD GOALS MADE

### CAREER LEADERS

PLAYER	SEASONS	PCT	3FA	3FM
1. LaceDarius Dunn	2007-11	.394	985	388
2. Brady Heslip	2011-13	.433	689	301
3. Tweety Carter	2006-10	.384	713	274
4. Aundre Branch	1991-95	.359	744	267
5. Roddrick Miller	1994-98	.351	618	217
Aaron Bruce	2004-08	.390	556	217
Curtis Jerrells	2005-09	.357	607	217
8. Jared Butler	2018-	.383	549	210
9. Manu Lecomte	2016-18	.392	413	162
10. Henry Dugat	2005-09	.367	431	158

### 3-POINT FIELD GOAL PERCENTAGE

#### CAREER LEADERS MINIMUM 200 ATTEMPTS

PLAYER	SEASON	3FM	3FA	PCT
1. Brady Heslip	2011-13	301	689	.437
2. Davion Mitchell	2019-	96	242	.397
3. LaceDarius Dunn	2007-11	388	985	.394
4. Manu Lecomte	2016-17	162	413	.3923
5. R.T. Guinn	2001-04	103	263	.3916
6. Devonte Bando	2019-20	91	233	.391
7. Kenny Taylor	2001-03	105	269	.3903
8. Aaron Bruce	2004-08	217	556	.3902
9. Tweety Carter	2006-10	274	713	.384
10. Jared Butler	2018-	210	549	.383
11. Pierre Jackson	2011-13	157	414	.379
12. David Wesley	1989-92	123	326	.377

### FREE THROW PERCENTAGE

#### CAREER LEADERS MINIMUM 100 MADE

PLAYER	SEASONS	FTM	FTA	PCT
1. Manu Lecomte	2016-18	194	224	.866
2. Kenny Chery	2013-15	163	190	.858
3. MaCio Teague	2019-	152	180	.844
4. LaceDarius Dunn	2007-11	449	537	.836
5. John Lucas III	2002-03	104	125	.832
6. Brady Heslip	2011-14	121	146	.829
7. David Wesley	1989-92	365	441	.828
8. Pat Nunley	1978-81	118	143	.825
9. Steve Bartels	1966-69	216	262	.824
10. Aaron Bruce	2004-07	178	218	.817

### STEALS

#### CAREER LEADERS

PLAYER	SEASONS	G	AVG	STL
1. Micheal Williams	1985-88	115	2.45	282
2. A.J. Walton	2009-13	141	1.59	224
3. Curtis Jerrells	2005-09	119	1.34	159
4. LaceDarius Dunn	2007-11	134	1.18	158
5. Tweety Carter	2006-10	131	1.17	153
Terry Black	1999-01	60	2.55	153
7. Henry Dugat	2005-09	117	1.30	152
8. Wendell Greenleaf	1999-02	87	1.74	151
9. David Wesley	1990-92	72	2.01	145
10. Mark Vital	2017-	125	1.14	142
11. Jared Butler	2018-	93	1.52	141

### STEALS PER GAME

#### CAREER LEADERS MINIMUM 75 STEALS

PLAYER	SEASONS	G	STL	AVG
1. Terry Black	1999-01	60	153	2.55
2. Micheal Williams	1985-88	115	282	2.45
3. David Wesley	1990-92	72	145	2.01
4. Julius Denton	1988-90	57	110	1.93
5. Wendell Greenleaf	1999-02	87	151	1.74
6. Lawrence Roberts	2002-03	56	96	1.71
7. Davion Mitchell	2019-	59	100	1.69
8. Pierre Jackson	2011-12	74	122	1.65
9. A.J. Walton	2009-13	141	224	1.59
10. Lester Medford	2014-16	68	105	1.54
11. Jared Butler	2018-	93	141	1.52
12. John Lucas III	2002-03	58	81	1.40



**12 – JARED BUTLER**

**G • 6-3 • 195 • JR. • 2L**  
RESERVE, LA. (RIVERSIDE ACADEMY)

**SEASON HIGHS**

Points: – 30 vs. Kansas (1/18/21)  
FG: – 11 at TCU (1/9/21)  
FGA: – 21 at West Virginia (3/2/21)  
3FG: – 7 vs. Kansas (1/18/21)  
3FGA: – 11 at West Virginia (3/2/21)  
FT: – 6 vs. Texas Tech (3/7/21)  
FTA: – 8 vs. Iowa State (2/23/21)  
Rebounds: – 8 at TCU (1/9/21)  
Assists: – 13 at Kansas State (12/19/20)  
Turnovers: – 7, three times  
Blocks: – 1, 11 times  
Steals: – 5 at TCU (1/9/21); vs. Hartford (3/19/21)  
Minutes Played: – 39 at TCU (1/9/21); at West Virginia (3/2/21)

**CAREER HIGHS**

Points: – 31 at Kansas (3/9/19)  
FG: – 11 at TCU (1/9/21)  
FGA: – 21, three times  
3FG: – 8 vs. Central Arkansas (11/5/19)  
3FGA: – 13 at Oklahoma (2/18/20)  
FT: – 8 at Kansas (3/9/19); at West Virginia (3/7/20)  
FTA: – 10 at Kansas (3/9/19); at West Virginia (3/7/20)  
Rebounds: – 9 at TCU (2/29/20)  
Assists: – 13 at Kansas State (12/19/20)  
Turnovers: – 7, three times  
Blocks: – 1, 18 times  
Steals: – 5 vs. Ohio (11/21/19); at TCU (1/9/21); vs. Hartford (3/19/21)  
Minutes Played: – 40 vs. Texas Tech (3/2/20)

**MISCELLANEOUS**

	20-21	CAREER	BU RECORD
Double-Figure Points:	25	68	55-13
Double-Figure Assists:	1	1	1-0
Double-Doubles:	1	1	1-0
20+ Points:	8	18	16-2
30+ Points:	1	3	2-1
5+ Assists:	15	30	28-2
Led team in Points:	8	31	24-7
Led team in Rebounds:	3	3	3-0
Led team in Assists:	10	29	24-5
Led team in Blocks:	5	8	8-0
Led team in Bench Points:	–	6	5-1

**BUTLER NOTEBOOK**

- 2021 All-America First Team honoree, AP Big 12 Player of the Year, Big 12 All-Defensive Team selection
- First consensus First-Team All-America honoree in program history
- Expected to graduate in May with Business-Management degree, less than 3 years after enrolling in August 2018
- Student-Athlete rep on NCAA DI MBB Advisory Committee; Teaches 2nd-3rd grade Sunday School at Harris Creek Baptist Church
- Second player in program history to earn All-America First-Team honors (Hubert Kirkpatrick, 1938 Helms Foundation First Team)
- Two-time All-American (2020-3rd, 2021-1st), Baylor's first since Micheal Williams in 1987 & 1988
- Third player in program history named conference POY, first in Big 12 (Terry Teagle - 1980 SWC, David Wesley - 1992 SWC)
- Over last 2 seasons, has 9 Big 12 road games with 20+ points vs. 8 different teams – at KU, KSU, OU, WVU (2), ISU, TCU, OSU, UT
- Played in all 93 games during BU career, including starts in last 79 games (entered starting lineup for final 20 games freshman year)
- USBWA National Player of the Week on Jan. 26 after averaging 26.0 ppg and 7.0 apg, shooting 13-16 on 3FGs in wins vs. KU and at OSU
- Posted 17 first-half points (4-of-5 3FGs) to help Bears race out to 45-20 halftime lead in Final Four win vs. Houston (4/3/21)
- Had most steals by a BU player in an NCAA Tournament game (5) and 2nd-most assists (9) in First Round win vs. Hartford (3/19/21)
- Had team-highs of 25 points and 6 assists to lead Bears to OT win at No. 6 WVU (3/2/21), clinching first conference title since 1950
- Posted 3rd career 30-point game by recording 30 points and shooting 7-of-9 on 3FGs in win over No. 9 Kansas (1/18/21)
- Joined Kevin Durant as only players with two 30-point games vs. Kansas; 31 at KU as freshman in 2019, 30 vs. KU in 2021
- Double-double (14 points/13 assists) at K-State (12/19/20) - most assts by any player in a B12 Conf game since Trae Young in 2018
- In 2 years as full-time starter, team has combined 53-6 record, including league-best 26-4 in Big 12 play
- 20.2 ppg in 6 career games vs. Kansas, including 31 at KU as freshman (2019), 22 at KU as sophomore, and 30 vs. KU as junior
- Named 2019 Myrtle Beach Invitational MVP after scoring 10 points in final 6 minutes of championship game vs. Villanova
- Led team in scoring in 25 of 59 games since start of 2019-20 sophomore season (31 of 93 career games)
- 18 career games with 20+ pts – 22 vs. PVAMU, 31 at Kansas, 31 vs. UCA, 22 vs. Villanova, 20 vs. UMES, 22 at KU, 20 at K-State, 21 vs. WVU, 22 at OU, 21 at WVU, 20 vs. UW, 21 at Iowa St., 28 at TCU, 30 vs. Kansas, 22 at OSU, 21 at UT, 25 at WVU, 22 vs. OSU
- Exploded for career-high 31 points (including 23 in 2nd half), 6 rebounds and 3 assists in 36 minutes at No. 13 Kansas (3/9/19)
- Originally enrolled at Alabama in summer 2018, but transferred to Baylor in August and received immediate eligibility
- From same hometown as former Baylor stars Tweety Carter and Rico Gathers

**2020-21 GAME-BY-GAME**

OPPONENT	DATE	GS	MIN	FG	3FG	FT	OR-DR-TR	PF	A	T	B	S	PTS
vs. Louisiana-Lafayette	11/28	*	28	7-13	3-5	0-0	0-3-3	2	4	2	1	3	17
vs. Washington	11/29	*	26	8-12	4-7	0-0	0-3-3	3	5	3	1	2	20
vs. #5 Illinois	12/2	*	30	6-18	0-4	0-1	2-3-5	1	3	3	1	3	12
SFA	12/9	*	24	3-7	2-3	4-4	0-2-2	0	7	3	0	1	12
at Kansas State	12/19	*	30	4-8	2-6	4-6	0-5-5	1	13	1	1	1	14
Arkansas Pine-Bluff	12/21	*	23	6-14	1-3	1-2	0-4-4	0	7	1	0	2	14
Central Arkansas	12/29	*	22	6-11	3-5	2-2	1-2-3	0	5	2	0	1	17
Alcorn State	12/30	*	21	6-8	3-4	2-2	0-0-0	2	3	1	0	1	17
at Iowa State	1/2	*	35	7-15	3-9	4-5	0-1-1	2	5	7	1	4	21
Oklahoma	1/6	*	29	2-10	0-4	4-4	0-4-4	1	3	2	1	3	8
at TCU	1/9	*	39	11-17	4-8	2-4	2-6-8	3	4	2	0	5	28
at #15 Texas Tech	1/16	*	31	2-11	2-7	1-4	0-5-5	5	3	7	1	4	7
#9 Kansas	1/18	*	34	10-14	7-9	3-3	0-1-1	3	8	4	0	1	30
at Oklahoma State	1/23	*	35	8-13	6-7	0-0	0-1-1	2	6	2	0	1	22
Kansas State	1/27	*	25	5-9	1-4	2-2	2-5-7	1	5	3	0	3	13
Auburn	1/30	*	34	6-18	1-8	3-4	1-2-3	2	5	2	1	2	16
at #6 Texas	2/2	*	29	8-15	3-8	2-2	0-1-1	3	3	2	0	4	21
Iowa State	2/23	*	31	5-10	3-5	5-8	0-3-3	4	2	3	0	3	18
at #17 Kansas	2/27	*	29	2-9	1-7	0-0	0-2-2	5	2	1	0	0	5
at #6 West Virginia	3/2	*	39	10-21	5-11	0-1	1-2-3	5	6	2	1	0	25
#17 Oklahoma State	3/4	*	32	8-14	4-7	2-2	1-2-3	2	5	5	0	3	22
#18 Texas Tech	3/7	*	29	5-7	2-4	6-6	0-4-4	3	5	4	0	0	18
vs. Kansas State	3/11	*	30	6-12	2-5	4-4	0-4-4	4	4	7	1	2	18
vs. #12 Oklahoma State	3/12	*	30	6-15	1-7	3-3	0-3-3	4	1	4	0	0	16
vs. Hartford	3/19	*	33	5-16	1-8	2-2	0-4-4	3	9	3	0	5	13
vs. Wisconsin	3/21	*	29	5-11	2-4	4-6	0-4-4	4	2	1	0	1	16
vs. #18 Villanova	3/27	*	36	4-14	1-9	0-3	1-1-2	1	3	2	1	2	9
vs. #10 Arkansas	3/29	*	32	4-11	2-3	4-4	1-2-3	2	5	3	0	0	14
vs. #6 Houston	4/3	*	33	6-9	4-5	1-1	1-4-5	2	4	3	0	2	17

**BUTLER'S CAREER STATS**

YEAR	GP-GS	MIN-AVG	FG-A	PCT	3FG-A	PCT	FT-A	PCT	OFF-DEF-TOT	AVG	PF-D	A	TO	B	S	TP	AVG
2018-19 (FR.)	34-21	910-26.8	117-296	.395	60-171	.351	54-68	.794	22-84-106	3.1	77-2	93	67	3	33	348	10.2
2019-20 (SO.)	30-30	912-30.4	167-397	.421	77-202	.381	69-89	.775	15-82-97	3.2	74-2	94	73	4	49	480	16.0
2020-21 (JR.)	29-29	880-30.3	171-362	.472	73-176	.415	65-85	.765	13-83-96	3.3	70-3	137	85	11	59	480	16.6
<b>CAREER</b>	<b>93-80</b>	<b>2703-29.1</b>	<b>455-1055</b>	<b>.431</b>	<b>210-549</b>	<b>.383</b>	<b>188-242</b>	<b>.777</b>	<b>50-249-299</b>	<b>3.2</b>	<b>221-7</b>	<b>324</b>	<b>225</b>	<b>18</b>	<b>141</b>	<b>1308</b>	<b>14.1</b>



## 4 – LJ CRYER

G • 6-1 • 185 • FR. • HS  
KATY, TEXAS (MORTON RANCH HS)

### SEASON/CAREER HIGHS

**Points:** – 17 vs. Louisiana-Lafayette (11/28/20)  
**FG:** – 6 vs. Louisiana-Lafayette (11/28/20)  
**FGA:** – 9 vs. Louisiana-Lafayette (11/28/20)  
**3FG:** – 5 vs. Louisiana-Lafayette (11/28/20)  
**3FGA:** – 7 vs. Louisiana-Lafayette (11/28/20)  
**FT:** – 3 vs. SFA (12/9/20); vs. UAPB (12/21/20)  
**FTA:** – 4, three times  
**Rebounds:** – 2, four times  
**Assists:** – 3 vs. SFA (12/9/20); at Kansas State (12/19/20)  
**Turnovers:** – 4 vs. Alcorn State (12/30/20)  
**Blocks:** –  
**Steals:** – 2 vs. Louisiana-Lafayette (11/28/20); vs. UAPB (12/21/20)  
**Minutes Played:** – 25 vs. UAPB (12/21/20)

### MISCELLANEOUS

	20-21	BU RECORD
Double-Figure Points:	2	2-0
5+ Assists:	–	–
Led team in Points:	1	1-0
Led team in Rebounds:	–	–
Led team in Assists:	–	–
Led team in Bench Points:	2	2-0

## CRYER NOTEBOOK

- True freshman guard from Katy, Texas, just 170 miles southeast of Waco
- Made collegiate debut with 17 points in 15 minutes off bench vs. Louisiana (11/28), making 5-of-7 treys and adding 2 steals
- Led team with 15 points in season-high 25 minutes off bench vs. Arkansas-Pine Bluff (12/21)
- Scored 3,488 points at Morton Ranch High School, 5th-most all-time in Texas public schools
- Averaged 34.2 points, 5.3 assists and 2.4 steals as high school senior, earning Class 6A All-State recognition
- Ranked No. 12 PG by ESPN and No. 51 overall by Rivals in 2020 high school class rankings
- Made 145 treys (4.3/game) and scored 1,164 points during pandemic-shortened high school senior season
- Both parents played sports at Grambling, father Lionel Sr. (football) and mother Tamica (volleyball)

## 2020-21 GAME-BY-GAME

OPPONENT	DATE	GS	MIN	FG	3FG	FT	OR-DR-TR	PF	A	T	B	S	PTS
vs. Louisiana-Lafayette	11/28		15	6-9	5-7	0-0	0-2-2	0	1	0	0	2	17
vs. Washington	11/29		10	0-0	0-0	0-0	0-0-0	1	0	0	0	0	0
vs. #5 Illinois	12/2			DNP									
SFA	12/9		18	1-3	1-3	3-4	1-1-2	2	3	1	0	1	6
at Kansas State	12/19		19	3-5	2-4	0-0	0-1-1	0	3	1	0	1	8
Arkansas Pine-Bluff	12/21		25	4-7	4-6	3-4	0-0-0	2	2	0	0	2	15
Central Arkansas	12/29		22	3-8	1-5	0-0	0-0-0	0	2	1	0	1	7
Alcorn State	12/30		18	0-6	0-5	2-4	1-0-1	1	2	4	0	1	2
at Iowa State	1/2			DNP									
Oklahoma	1/6		9	1-1	1-1	0-0	0-2-2	0	0	0	0	0	3
at TCU	1/9		5	0-0	0-0	0-0	0-0-0	0	0	0	0	0	0
at #15 Texas Tech	1/16		2	0-0	0-0	0-0	0-0-0	0	0	0	0	0	0
#9 Kansas	1/18			DNP									
at Oklahoma State	1/23		7	1-4	1-4	0-0	0-0-0	0	0	0	0	0	3
Kansas State	1/27		17	1-3	1-2	0-0	0-1-1	0	2	1	0	1	3
Auburn	1/30		6	0-0	0-0	0-0	0-0-0	0	0	0	0	0	0
at #6 Texas	2/2			DNP									
Iowa State	2/23		10	1-3	0-2	0-0	0-0-0	0	0	1	0	0	2
at #17 Kansas	2/27		6	0-0	0-0	0-0	0-0-0	1	0	0	0	1	0
at #6 West Virginia	3/2			DNP									
#17 Oklahoma State	3/4			DNP									
#18 Texas Tech	3/7		2	0-1	0-0	0-0	0-0-0	0	0	0	0	0	0
vs. Kansas State	3/11			DNP									
vs. #12 Oklahoma State	3/12			DNP									
vs. Hartford	3/19		6	0-3	0-3	1-2	1-1-2	0	0	0	0	0	1
vs. Wisconsin	3/21		1	0-0	0-0	0-0	0-0-0	0	0	0	0	0	0
vs. #18 Villanova	3/27			DNP									
vs. #10 Arkansas	3/29			DNP									
vs. #6 Houston	4/3		2	0-1	0-1	0-0	0-0-0	0	0	0	0	0	0

## CRYER'S CAREER STATS

YEAR	GP-GS	MIN-AVG	FG-A	PCT	3FG-A	PCT	FT-A	PCT	OFF-DEF-TOT	AVG	PF-D	A	TO	B	S	TP	AVG
2020-21 (FR.)	19-0	196-10.3	21-54	.389	16-43	.372	9-14	.643	3-8-11	0.6	7-0	15	9	0	10	67	3.5
CAREER	19-0	196-10.3	21-54	.389	16-43	.372	9-14	.643	3-8-11	0.6	7-0	15	9	0	10	67	3.5



**10 – ADAM FLAGLER**

**G • 6-3 • 180 • SO. • SQ**  
**DULUTH, GA. (PRESBYTERIAN)**

**FLAGLER NOTEBOOK**

- Third-year sophomore, sat out and redshirted 2019-20 season after playing freshman year at Presbyterian College
- Has 7 games this season with 15+ points off the bench and has scored 10+ off bench in 13 of 27 games played
- Posted 10 points, career-high 4 steals and 3 assists in 26 minutes off bench in Elite 8 win vs. Arkansas (3/29/21)
- Led team with 16 points and made 2 of team's 3 treys in Sweet 16 win over No. 18 Villanova (3/27/21)
- Recorded season-high 22 points in 28 minutes off bench vs. Iowa State (2/23/21) – 11th career 20-point game (1st at BU)
- Posted game-high 19 points and added season-high 8 rebounds in 24 minutes off bench vs. Auburn (1/30/21)
- Hit go-ahead bucket to give Bears lead for good with 7:04 left as part of 15-point effort in win at No. 15 Texas Tech (1/16/21)
- Provided spark off bench with 15 points on 6-of-8 shooting in 21 minutes of win vs. Oklahoma (1/6/21)
- Posted game-high 18 points in Bears' win over No. 5 Illinois (12/2/20), including 11 points in 2nd half
- Had nation's 4th-longest active streak having made a 3-pointer in 42 straight games before streak was snapped at ISU (1/2/21)
- Has scored in double-figures in 46 of 63 collegiate games (32 of 36 at Presbyterian); has 11 career 20-point games
- Has made multiple 3-pointers in 46 of 63 career games (14 of 27 this season)
- 28 career games with 3+ 3FGs, 11 gms with 4+ 3 FGs, 6 gms with 5+ 3FGs, 4 gms with 6+ 3FGs, 1 gm with 7+ 3FGs
- Earned 2019 Big South Freshman of the Year honors and was 5-time Big South Freshman of the Week
- Led Presbyterian in scoring as freshman with 15.9 points per game, started all 36 games and scored 10+ pts in 32 of 36 games
- Posted career-high 29 points at UCLA (11/19/18), including 24 points and 6 treys in 2nd half
- Scored 20+ points 10 times as freshman, including games at Dayton, at UCLA and at Marquette
- Brother, Duvaughn, played football at Gardner-Webb (2004-07) and finished with 188 receptions, 2,552 yards and 31 TDs
- Aspires to become a pediatrician

**SEASON HIGHS**

**Points:** – 22 vs. Iowa State (2/23/21)  
**FG:** – 8 vs. Auburn (1/30/21)  
**FGA:** – 15 vs. Iowa State (2/23/21)  
**3FG:** – 5 vs. Washington (11/29/20)  
**3FGA:** – 10 vs. Iowa State (2/23/21)  
**FT:** – 6 vs. Villanova (3/27/21)  
**FTA:** – 6 vs. Villanova (3/27/21)  
**Rebounds:** – 8 vs. Auburn (1/30/21)  
**Assists:** – 7 vs. Louisiana-Lafayette (11/28/20)  
**Turnovers:** – 3 vs. SFA (12/9/20); vs. Oklahoma (1/6/21)  
**Blocks:** – 1 vs. Arkansas (3/29/21)  
**Steals:** – 4 vs. Arkansas (3/29/21)  
**Minutes Played:** – 29 vs. Illinois (12/2/20)

**CAREER HIGHS**

**Points:** – 29 at UCLA (11/19/18)  
**FG:** – 11 vs. Winthrop (1/26/19)  
**FGA:** – 19, twice; at UCLA (11/19/18) and at Winthrop (1/26/19)  
**3FG:** – 7 at UCLA (11/19/18)  
**3FGA:** – 14 at UCLA (11/19/18)  
**FT:** – 10 vs. VMI (12/12/18)  
**FTA:** – 10, twice; vs. VMI (12/12/18) and at Robert Morris (3/24/19)  
**Rebounds:** – 10 at UNC Asheville (2/23/19)  
**Assists:** – 7 vs. Campbell (2/16/19); vs. Louisiana-Lafayette (11/28/20)  
**Turnovers:** – 4, twice; at Radford (1/12/19) and at Marshall (3/26/19)  
**Blocks:** – 1, 10 times  
**Steals:** – 4 vs. Arkansas (3/29/21)  
**Minutes Played:** – 40 vs. Gardner-Webb (2/9/19)

**MISCELLANEOUS**

	20-21	BU RECORD
Double-Figure Points:	13	13-0
20+ Points:	1	1-0
5+ Assists:	1	1-0
Led team in Points:	5	5-0
Led team in Rebounds:	–	–
Led team in Assists:	1	1-0
Led team in Bench Points:	12	11-1

**2020-21 GAME-BY-GAME**

OPPONENT	DATE	GS	MIN	FG	3FG	FT	OR-DR-TR	PF	A	T	B	S	PTS
vs. Louisiana-Lafayette	11/28		28	5-9	2-5	0-0	1-2-3	2	7	0	0	0	12
vs. Washington	11/29		24	6-11	5-9	0-0	2-1-3	1	1	1	0	0	17
vs. #5 Illinois	12/2		29	6-11	2-6	4-4	1-2-3	3	3	0	0	0	18
SFA	12/9		23	4-7	3-5	3-4	0-2-2	1	1	3	0	3	14
at Kansas State	12/19						DNP						
Arkansas Pine-Bluff	12/21						DNP						
Central Arkansas	12/29		16	4-7	2-5	0-0	0-0-0	2	3	1	0	2	10
Alcorn State	12/30		22	2-6	1-2	0-0	2-1-3	1	0	1	0	1	5
at Iowa State	1/2		26	0-3	0-3	0-0	0-0-0	1	1	1	0	0	0
Oklahoma	1/6		22	6-8	3-5	0-0	0-0-0	3	0	3	0	0	15
at TCU	1/9		11	0-3	0-1	0-1	0-1-1	1	1	0	0	1	0
at #15 Texas Tech	1/16		27	5-8	3-6	2-4	0-3-3	3	1	1	0	0	15
#9 Kansas	1/18		25	2-6	0-4	1-1	1-0-1	0	1	1	0	1	5
at Oklahoma State	1/23		25	3-8	2-3	2-2	0-3-3	3	2	0	0	3	10
Kansas State	1/27		14	2-5	1-2	0-0	0-1-1	1	1	1	0	1	5
Auburn	1/30		24	8-12	3-5	0-0	4-4-8	2	0	0	0	0	19
at #6 Texas	2/2		28	3-5	2-4	0-0	0-1-1	1	3	1	0	1	8
Iowa State	2/23		28	7-15	4-10	4-4	1-1-2	0	0	0	0	1	22
at #17 Kansas	2/27		28	1-8	1-5	0-0	0-2-2	1	1	0	0	0	3
at #6 West Virginia	3/2		20	1-4	0-1	4-4	3-0-3	0	1	1	0	0	6
#17 Oklahoma State	3/4		15	1-3	0-0	1-2	3-3-6	3	1	0	0	1	3
#18 Texas Tech	3/7		23	0-4	0-2	0-0	1-2-3	2	1	1	0	0	0
vs. Kansas State	3/11		21	0-0	0-0	0-0	0-1-1	0	1	0	0	0	0
vs. #12 Oklahoma State	3/12		20	1-8	0-5	2-2	0-3-3	2	2	1	0	0	4
vs. Hartford	3/19		23	4-7	3-5	1-2	3-1-4	1	1	2	0	2	12
vs. Wisconsin	3/21		22	1-3	1-2	3-3	0-0-0	2	0	0	0	1	6
vs. #18 Villanova	3/27		24	4-6	2-3	6-6	0-3-3	1	1	0	0	1	16
vs. #10 Arkansas	3/29		26	2-6	2-2	4-4	0-0-0	3	3	1	1	4	10
vs. #6 Houston	4/3		23	3-6	1-2	0-0	2-1-3	1	1	0	0	0	7

**FLAGLER'S PRESBYTERIAN STATS**

YEAR	GP-GS	MIN-AVG	FG-A	PCT	3FG-A	PCT	FT-A	PCT	OFF-DEF-TOT	AVG	PF-D	A	TO	B	S	TP	AVG
2018-19 (FR.)	36-36	1105-30.7	196-447	.438	108-280	.386	71-85	.835	27-95-122	3.4	61-0	45	42	9	28	571	15.9

**FLAGLER'S BAYLOR STATS**

YEAR	GP-GS	MIN-AVG	FG-A	PCT	3FG-A	PCT	FT-A	PCT	OFF-DEF-TOT	AVG	PF-D	A	TO	B	S	TP	AVG
2020-21 (SO.)	27-0	616-22.8	81-179	.453	43-102	.422	37-43	.860	24-38-62	2.3	41-0	38	20	1	23	242	9.0
NCAA CAREER	63-36	1720-27.3	277-626	.442	151-382	.395	108-128	.844	51-133-184	2.9	102-0	83	62	10	51	813	12.9



**32 – ZACH LOVEDAY**

**F • 7-0 • 215 • FR. • HS**  
**GALLIPOLIS, OHIO (HUNTINGTON PREP)**

**SEASON/CAREER HIGHS**

**Points:** – 10 vs. Alcorn State (12/30/20)  
**FG:** – 4 vs. UAPB (12/21/20); vs. Alcorn State (12/30/20)  
**FGA:** – 5 vs. UAPB (12/21/20)  
**3FG:** – 1 vs. Kansas State (1/27/21)  
**3FGA:** – 1 vs. Central Arkansas (12/29/20); vs. Kansas State (1/27/21)  
**FT:** – 2 vs. Alcorn State (12/30/20)  
**FTA:** – 2 vs. Alcorn State (12/30/20); vs. Kansas State (1/27/21)  
**Rebounds:** – 4 vs. UAPB (12/21/20)  
**Assists:** – 1 vs. Kansas State (1/27/21)  
**Turnovers:** – 1 vs. Alcorn State (12/30/20)  
**Blocks:** – 2 vs. Alcorn State (12/30/20)  
**Steals:** – 1 vs. Louisiana-Lafayette (11/28/20)  
**Minutes Played:** – 16 vs. UAPB (12/21/20)

**MISCELLANEOUS**

	20-21	BU RECORD
Double-Figure Points:	1	1-0
2+ Blocks:	1	1-0
Led team in Points:	–	–
Led team in Rebounds:	–	–
Led team in Blocks:	2	2-0
Led team in Bench Points:	–	–

**LOVEDAY NOTEBOOK**

- True freshman 7-footer from Ohio, played final two high school seasons at national power Huntington Prep
- Scored in double-figures for first time with 10 points (4-4 FGs) and added 2 blocks in 10 minutes vs. Alcorn State (12/30)
- Made career-first 3-pointer and added assist as part of 6-point effort in 5 minutes off bench vs. K-State (1/27)
- Posted 8 points and 4 rebounds and 16 minutes off bench vs. UAPB (12/21)
- Ranked No. 51 overall and No. 12 among centers in 2020 signing class by Rivals
- One of five players from 2019-20 Huntington Prep squad to sign with Division I programs
- Father, Billy Loveday, played basketball at Hanover College

**2020-21 GAME-BY-GAME**

OPPONENT	DATE	GS	MIN	FG	3FG	FT	OR-DR-TR	PF	A	T	B	S	PTS
vs. Louisiana-Lafayette	11/28	4	1-1	0-0	0-0	0-0-0	0	0	0	0	0	1	2
vs. Washington	11/29	2	0-0	0-0	0-0	0-1-1	0	0	0	0	0	0	0
vs. #5 Illinois	12/2		DNP										
SFA	12/9	3	0-0	0-0	0-0	0-1-1	1	0	0	0	0	0	0
at Kansas State	12/19	3	1-1	0-0	0-0	0-2-2	2	0	0	0	0	0	2
Arkansas Pine-Bluff	12/21	16	4-5	0-0	0-0	1-3-4	0	0	0	0	0	0	8
Central Arkansas	12/29	8	0-3	0-1	0-0	0-2-2	0	0	0	0	0	0	0
Alcorn State	12/30	10	4-4	0-0	2-2	0-1-1	4	0	1	2	0	0	10
at Iowa State	1/2		DNP										
Oklahoma	1/6		DNP										
at TCU	1/9		DNP										
at #15 Texas Tech	1/16		DNP										
#9 Kansas	1/18		DNP										
at Oklahoma State	1/23		DNP										
Kansas State	1/27	5	2-3	1-1	1-2	2-0-2	1	1	0	0	0	0	6
Auburn	1/30		DNP										
at #6 Texas	2/2		DNP										
Iowa State	2/23		DNP										
at #17 Kansas	2/27		DNP										
at #6 West Virginia	3/2		DNP										
#17 Oklahoma State	3/4		DNP										
#18 Texas Tech	3/7	1	0-0	0-0	0-0	1-0-1	0	0	0	1	0	0	0
vs. Kansas State	3/11		DNP										
vs. #12 Oklahoma State	3/12		DNP										
vs. Hartford	3/19	2	0-0	0-0	0-0	0-0-0	0	0	0	0	0	0	0
vs. Wisconsin	3/21	1	0-0	0-0	0-0	0-0-0	0	0	0	0	0	0	0
vs. #18 Villanova	3/27		DNP										
vs. #10 Arkansas	3/29		DNP										
vs. #6 Houston	4/3	2	0-0	0-0	0-0	0-0-0	0	0	0	0	0	0	0

**LOVEDAY'S CAREER STATS**

YEAR	GP-GS	MIN-AVG	FG-A	PCT	3FG-A	PCT	FT-A	PCT	OFF-DEF-TOT	AVG	PF-D	A	TO	B	S	TP	AVG
2020-21 (FR.)	12-0	58-4.9	12-17	.706	1-2	.500	3-4	.750	4-10-14	1.2	8-0	1	1	3	1	28	2.3
<b>CAREER</b>	<b>12-0</b>	<b>58-4.9</b>	<b>12-17</b>	<b>.706</b>	<b>1-2</b>	<b>.500</b>	<b>3-4</b>	<b>.750</b>	<b>4-10-14</b>	<b>1.2</b>	<b>8-0</b>	<b>1</b>	<b>1</b>	<b>3</b>	<b>1</b>	<b>28</b>	<b>2.3</b>



**24 – MATTHEW MAYER**

G/F • 6-9 • 225 • JR. • 2L

AUSTIN, TEXAS (WESTLAKE HS)

**MAYER NOTEBOOK**

- Junior wing with length, range and quick release, provides instant offense off bench
- Appeared off bench all but one of teams' 93 games during BU career, including 21 games with 10+ points
- Double-figure scoring off bench in 11 of 29 games this season after doing so in 10 of previous 63 games previous 2 years
- Posted 12 points and 4 rebounds in 19 minutes off bench in Final Four win vs. Houston (4/3/21)
- Led team with 17 points, added 6 rebounds and 2 steals in 24 minutes off bench in NCAA 2nd Round win (3/21/21)
- Career-high 9 rebounds with 8 points, 2 assists and 2 steals in 21 minutes off bench in NCAA 1st Round win (3/19/21)
- Season-highs of 19 points and 7 rebounds in only 21 minutes off bench vs. No. 17 Oklahoma State (3/4/21)
- Then-season-high 18 points in 27 minutes off bench to lead BU to OT win at No. 6 WVU (3/2/21), clinching Big 12 title
- Posted 13 points in 15 minutes off bench vs. Auburn (1/30/21), including 10 points as part of 20-7 second-half run
- Scored then-season-high 16 points, had 6 rebounds and 3 assists in 21 minutes off bench vs. Oklahoma (1/6/21)
- Posted 14 points and added 5 rebounds in 16 minutes off bench vs. Alcorn State (12/30)
- Recorded career-high 19 points on only 6-of-7 shooting in season-high 20 minutes off bench vs. Kansas State (2/25/20)
- Scored 10 first-half points off bench vs. Villanova (11/24) and vs. Kansas (2/22) last season
- Scored 17 points on just 5-of-9 shooting in 14 minutes off bench as freshman at TCU (1/5/19)
- Posted game-high 18 points in just 18 minutes off bench vs. Nicholls State (11/16/18)
- Four-star recruit from Austin's Westlake High School, ranked among top-100 recruits nationally in 2018 class
- Helped Westlake to 36-4 record as senior in 2017-18, playing alongside UTEP's Keonte Kennedy and Texas' Brock Cunningham
- Committed to Baylor in June 2017, more than a year prior to enrolling at BU

**SEASON HIGHS**

Points: – 19 vs. Oklahoma State (3/4/21)  
 FG: – 7 at West Virginia (3/2/21); vs. Oklahoma State (3/4/21)  
 FGA: – 13 vs. Oklahoma State (3/4/21)  
 3FG: – 3 vs. Auburn (1/30/21); at West Virginia (3/2/21)  
 3FGA: – 6 vs. Auburn (1/30/21)  
 FT: – 5 vs. Wisconsin (3/21/21)  
 FTA: – 7 vs. Oklahoma State (3/4/21)  
 Rebounds: – 9 vs. Hartford (3/19/21)  
 Assists: – 3, three times  
 Turnovers: – 3, three times  
 Blocks: – 2 vs. Illinois (12/2/20); vs. SFA (12/9/20)  
 Steals: – 4 vs. Central Arkansas (12/29/20); at West Virginia (3/2/21)  
 Minutes Played: – 27 at West Virginia (3/2/21)

**CAREER HIGHS**

Points: – 19 vs. Kansas State (2/25/20); vs. Oklahoma State (3/4/21)  
 FG: – 7, three times  
 FGA: – 13 vs. Oklahoma State (3/4/21)  
 3FG: – 3, three times  
 3FGA: – 6 vs. Nicholls (11/16/18); vs. Auburn (1/30/21)  
 FT: – 5, five times  
 FTA: – 8 at Texas Tech (2/16/19)  
 Rebounds: – 9 vs. Hartford (3/19/21)  
 Assists: – 4 vs. Texas State (11/15/19)  
 Turnovers: – 5 vs. Ole Miss (11/23/18)  
 Blocks: – 2, three times  
 Steals: – 4, three times  
 Minutes Played: – 30 vs. Ole Miss (11/23/18)

**MISCELLANEOUS**


	20-21	CAREER	BU RECORD
Double-Figure Points:	11	21	17-4
Led team in Points:	1	3	3-0
Led team in Rebounds:	3	5	4-1
Led team in Blocks:	5	8	7-1
Led team in Assists:	–	1	1-0
Led team in Bench Points:	9	26	18-8

**2020-21 GAME-BY-GAME**

OPPONENT	DATE	GS	MIN	FG	3FG	FT	OR-DR-TR	PF	A	T	B	S	PTS
vs. Louisiana-Lafayette	11/28		13	4-10	0-1	0-0	2-1-3	0	1	1	0	0	8
vs. Washington	11/29		11	2-4	1-2	1-2	2-2-4	1	2	1	0	0	6
vs. #5 Illinois	12/2		14	3-6	1-1	0-2	1-6-7	0	0	0	2	1	7
SFA	12/9		16	3-6	2-3	2-2	0-0-0	3	1	2	2	2	10
at Kansas State	12/19		16	3-8	0-3	2-2	1-4-5	2	1	1	0	0	8
Arkansas Pine-Bluff	12/21		19	5-9	1-3	1-2	1-2-3	1	3	1	0	1	12
Central Arkansas	12/29		14	4-6	2-3	3-4	0-1-1	2	0	0	1	4	13
Alcorn State	12/30		16	5-7	2-3	2-2	3-2-5	1	1	0	0	1	14
at Iowa State	1/2		14	2-3	0-0	2-4	0-4-4	0	0	1	0	2	6
Oklahoma	1/6		21	6-10	2-4	2-2	1-5-6	2	3	1	0	1	16
at TCU	1/9		15	1-1	0-0	0-0	0-2-2	2	3	1	1	0	2
at #15 Texas Tech	1/16		12	1-4	1-3	1-2	1-2-3	0	0	0	0	0	4
#9 Kansas	1/18		11	0-2	0-0	0-0	1-2-3	1	0	1	0	1	0
at Oklahoma State	1/23		10	2-8	0-3	1-2	2-5-7	2	0	3	0	2	5
Kansas State	1/27		15	4-7	2-3	0-1	1-2-3	4	2	1	0	2	10
Auburn	1/30		15	5-9	3-6	0-2	2-4-6	2	2	2	0	1	13
at #6 Texas	2/2		16	3-3	1-1	0-0	0-3-3	2	0	3	0	3	7
Iowa State	2/23		15	1-2	0-0	0-0	1-2-3	0	1	2	0	0	2
at #17 Kansas	2/27		5	0-1	0-1	0-2	0-1-1	3	0	0	0	0	0
at #6 West Virginia	3/2		27	7-12	3-5	1-1	2-3-5	2	0	2	0	4	18
#17 Oklahoma State	3/4		21	7-13	1-4	4-7	2-5-7	0	1	1	0	0	19
#18 Texas Tech	3/7		14	1-5	0-2	1-2	0-1-1	4	1	3	0	0	3
vs. Kansas State	3/11		15	1-3	1-2	0-0	0-3-3	0	0	1	1	0	3
vs. #12 Oklahoma State	3/12		12	2-6	1-4	0-0	0-0-0	1	2	1	0	2	5
vs. Hartford	3/19		21	3-7	1-2	1-2	2-7-9	1	2	1	1	2	8
vs. Wisconsin	3/21		24	5-12	2-5	5-6	1-5-6	0	1	0	0	2	17
vs. #18 Villanova	3/27		12	3-6	0-3	0-0	1-2-3	1	0	0	0	1	6
vs. #10 Arkansas	3/29		21	3-6	1-3	0-0	1-2-3	3	1	2	0	3	7
vs. #6 Houston	4/3		19	5-10	2-5	0-0	2-2-4	3	0	2	0	0	12

**MAYER'S CAREER STATS**

YEAR	GP-GS	MIN-AVG	FG-A	PCT	3FG-A	PCT	FT-A	PCT	OFF-DEF-TOT	AVG	PF-D	A	TO	B	S	TP	AVG
2018-19 (FR.)	33-0	388-11.8	51-154	.331	20-65	.308	31-47	.660	24-42-66	2.0	34-0	26	25	8	17	153	4.6
2019-20 (SO.)	30-0	348-11.6	54-128	.422	17-45	.378	20-29	.690	18-39-57	1.9	30-0	23	21	4	15	145	4.8
2020-21 (JR.)	29-0	453-15.6	91-186	.489	30-75	.400	29-49	.592	30-80-110	3.8	43-0	28	34	8	35	241	8.3
<b>CAREER</b>	<b>92-0</b>	<b>1191-12.9</b>	<b>196-468</b>	<b>.419</b>	<b>67-185</b>	<b>.362</b>	<b>80-125</b>	<b>.640</b>	<b>72-161-233</b>	<b>2.5</b>	<b>107-0</b>	<b>77</b>	<b>80</b>	<b>20</b>	<b>67</b>	<b>539</b>	<b>5.9</b>



**45 – DAVION MITCHELL**

**G • 6-2 • 205 • JR. • 1L**  
**HINESVILLE, GA. (AUBURN)**

**SEASON HIGHS**

**Points:** – 31 vs. Kansas State (1/27/21)  
**FG:** – 12 vs. Kansas State (1/27/21)  
**FGA:** – 16 vs. Kansas State (1/27/21); at Texas (2/2/21)  
**3FG:** – 7 vs. Kansas State (1/27/21)  
**3FGA:** – 10 at Kansas State (12/19/20)  
**FT:** – 5 vs. Kansas State (3/11/21)  
**FTA:** – 6 at TCU (1/9/21); vs. Kansas State (3/11/21)  
**Rebounds:** – 6 vs. Central Arkansas (12/29/20); vs. Hartford (3/19/21)  
**Assists:** – 12 vs. Central Arkansas (12/29/20)  
**Turnovers:** – 7 vs. Kansas (1/18/21)  
**Blocks:** – 2 vs. Alcorn State (12/30/20); vs. Hartford (3/19/21)  
**Steals:** – 4 vs. SFA (12/9/20); at Iowa State (1/2/21)  
**Minutes Played:** – 43 at West Virginia (3/2/21)

**CAREER HIGHS**

**Points:** – 31 vs. Kansas State (1/27/21)  
**FG:** – 12 vs. Kansas State (1/27/21)  
**FGA:** – 16 vs. Kansas State (1/27/21); at Texas (2/2/21)  
**3FG:** – 7 vs. Kansas State (1/27/21)  
**3FGA:** – 10 at Kansas State (12/19/20)  
**FT:** – 7 at Florida (1/25/20)  
**FTA:** – 10 vs. Oklahoma State (2/8/20)  
**Rebounds:** – 6, three times  
**Assists:** – 12 vs. Central Arkansas (12/29/20)  
**Turnovers:** – 7 vs. Kansas (1/18/21)  
**Blocks:** – 2, four times  
**Steals:** – 4, five times  
**Minutes Played:** – 43 at West Virginia (3/2/21)

**MISCELLANEOUS**

	20-21	BU CAREER	BU RECORD
<b>Double-Figure Points:</b>	23	38	35-3
<b>Double-Figure Assists:</b>	3	4	4-0
<b>Double-Doubles</b>	2	3	3-0
<b>20+ Points:</b>	5	5	5-0
<b>30+ Points:</b>	1	1	1-0
<b>5+ Assists:</b>	17	28	28-0
<b>Led team in Points:</b>	3	5	5-0
<b>Led team in Rebounds:</b>	1	2	2-0
<b>Led team in Assists:</b>	19	34	31-3
<b>Led team in Blocks:</b>	4	7	6-1

**MITCHELL NOTEBOOK**

- Lightning quick junior point guard, transferred to Baylor from Auburn and sat out 2018-19 season
- 2021 All-America Third-Team honoree (AP, NABC, SN), Big 12 Defensive POY, All-Big 12 First Team & All-Defensive Team
- Swept Defensive POY honors, earning Naismith and NABC Defensive Player of the Year and Lefty Driesell Award
- Nicknamed "Off Night" for reputation of forcing player he's defending into having an off night
- Leads Big 12 in FG% (.517), has chance to become first player under 6'5 to lead conference in league's 25-year history
- Posted 6+ assists in 15 of 29 games this season (6+ asts in 6 of 64 career games entering this season)
- Posted 3rd career double-double with 11 points and 11 assists in Final Four win vs. Arkansas (4/3/21), setting Baylor NCAA Tournament record with 11 assists; Became first player since 1987 with 10+ assists and 0 turnovers in a Final Four game
- Has started all 59 games at Baylor (53-6 record) after coming off bench in all 34 games as freshman at Auburn in 2017-18
- Named NCAAT South Region MVP after averaging 13.5 points, 4.8 assists and 2.0 steals in 33.1 minutes/game over 4 games
- Recorded 8 assists, 16 points and 2 steals in 37 minutes of NCAAT Second-Round win vs. Wisconsin (3/21/21)
- Posted 23 points in Big 12 Championship Quarterfinal win vs. Kansas State (3/11/21), 3rd game with 20+ vs. K-State
- Scored 20 points, including game-winning bucket in OT, as Bears clinched Big 12 title in win at No. 6 West Virginia (3/2/21)
- Recorded game-high 27 points and added 4 assists in win at No. 6 Texas (2/2/21)
- Erupted for career-high 31 points vs. K-State (1/27/21), including 22 points (8-9 FGs) in 12 minutes in 2nd half
- 2nd career double-double with 10 points, 10 assists vs. Alcorn (12/30), one day after career-high 12 assists vs. UCA (12/29)
- Scored then-career-high 20 points and made career-best 6-of-10 from 3-point range in win at Kansas State (12/19/20)
- Made then-career-high 4-of-5 from 3-point range as part of 15-point, 7-assist effort in win over No. 5 Illinois (12/2/20)
- Collegiate teams are 65-6 in games in which he's played 20+ minutes (12-0 at Auburn, 53-6 at Baylor)
- Baylor is 28-0 when he posted 5+ assists and 35-3 when he scores 10+ points.
- Averaging 12.4 ppg over last 55 games (681 pts) after posting 4.0 ppg over first 38 collegiate games (153 pts)
- Had career-first double-double with 14 points and career-high 10 assists in 33 minutes vs. Kansas State (2/25/20)
- Came off bench in all 34 games as freshman at Auburn in 2017-18, helping Tigers to 26-8 record and SEC title
- Has team-high 41-inch max vertical, 33.5-inch no-step vertical

**2020-21 GAME-BY-GAME**

OPPONENT	DATE	GS	MIN	FG	3FG	FT	OR-DR-TR	PF	A	T	B	S	PTS
vs. Louisiana-Lafayette	11/28	*	27	7-9	2-2	2-4	0-4-4	3	6	1	0	3	18
vs. Washington	11/29	*	31	2-8	1-5	1-2	1-3-4	1	7	4	0	1	6
vs. #5 Illinois	12/2	*	31	5-8	4-5	1-2	1-3-4	4	7	3	0	2	15
SFA	12/9	*	31	4-6	1-2	2-2	1-2-3	1	7	3	1	4	11
at Kansas State	12/19	*	32	7-12	6-10	0-0	0-3-3	3	3	4	0	2	20
Arkansas Pine-Bluff	12/21	*	24	4-7	1-4	0-0	0-1-1	3	6	1	1	2	9
Central Arkansas	12/29	*	24	2-3	2-2	0-0	2-4-6	1	12	4	0	3	6
Alcorn State	12/30	*	28	3-5	1-2	3-3	1-2-3	3	10	3	2	3	10
at Iowa State	1/2	*	28	6-13	0-4	1-1	1-2-3	4	2	2	0	4	13
Oklahoma	1/6	*	32	4-10	0-4	0-0	0-1-1	3	4	2	0	1	8
at TCU	1/9	*	38	3-9	0-4	4-6	0-0-0	4	6	3	0	1	10
at #15 Texas Tech	1/16	*	31	6-12	3-6	2-4	0-5-5	3	1	4	0	0	17
#9 Kansas	1/18	*	32	2-5	2-2	4-4	0-0-0	2	3	7	0	3	10
at Oklahoma State	1/23	*	37	3-9	1-5	1-2	1-2-3	1	9	1	1	1	8
Kansas State	1/27	*	28	12-16	7-9	0-0	0-2-2	2	5	2	0	3	31
Auburn	1/30	*	31	4-9	3-6	2-2	1-2-3	3	7	1	0	1	13
at #6 Texas	2/2	*	37	11-16	5-7	0-0	0-1-1	3	4	1	0	1	27
Iowa State	2/23	*	37	4-12	1-4	0-0	2-2-4	2	4	0	0	2	9
at #17 Kansas	2/27	*	38	5-15	1-5	2-4	0-2-2	3	3	2	0	2	13
at #6 West Virginia	3/2	*	43	7-14	4-7	2-2	0-3-3	4	5	3	0	0	20
#17 Oklahoma State	3/4	*	38	4-10	2-8	2-2	1-1-2	1	7	3	1	2	12
#18 Texas Tech	3/7	*	36	6-7	3-3	2-5	0-3-3	2	7	1	1	1	17
vs. Kansas State	3/11	*	38	7-13	4-8	5-6	0-2-2	2	2	6	0	3	23
vs. #12 Oklahoma State	3/12	*	34	6-13	1-5	0-2	0-1-1	1	3	2	0	2	13
vs. Hartford	3/19	*	32	5-10	2-6	0-0	1-5-6	2	3	2	2	3	12
vs. Wisconsin	3/21	*	37	6-8	2-3	2-4	0-1-1	3	8	3	0	2	16
vs. #18 Villanova	3/27	*	36	7-13	0-3	0-0	0-1-1	1	2	1	1	2	14
vs. #10 Arkansas	3/29	*	29	6-11	0-0	0-3	0-1-1	3	6	1	0	1	12
vs. #6 Houston	4/3	*	36	4-11	3-6	1-2	0-2-2	2	11	0	0	1	12

**MITCHELL'S AUBURN STATS**

YEAR	GP-GS	MIN-AVG	FG-A	PCT	3FG-A	PCT	FT-A	PCT	OFF-DEF-TOT	AVG	PF-D	A	TO	B	S	TP	AVG
2017-18 (FR.)	34-0	582-17.1	45-105	.429	15-52	.288	21-31	.677	9-30-39	1.1	73-1	63	38	1	18	126	3.7

**MITCHELL'S BAYLOR STATS**

YEAR	GP-GS	MIN-AVG	FG-A	PCT	3FG-A	PCT	FT-A	PCT	OFF-DEF-TOT	AVG	PF-D	A	TO	B	S	TP	AVG
2019-20 (SO.)	30-30	973-32.4	105-257	.409	34-105	.324	53-80	.663	10-71-81	2.7	82-1	114	67	11	44	297	9.9
2020-21 (JR.)	29-29	954-32.9	152-294	.517	62-137	.453	39-62	.629	13-61-74	2.6	70-0	160	70	10	56	405	14.0
<b>BU CAREER</b>	<b>59-59</b>	<b>1927-32.7</b>	<b>257-551</b>	<b>.466</b>	<b>96-242</b>	<b>.397</b>	<b>92-142</b>	<b>.648</b>	<b>23-132-155</b>	<b>2.6</b>	<b>152-1</b>	<b>274</b>	<b>137</b>	<b>21</b>	<b>100</b>	<b>702</b>	<b>11.9</b>
<b>NCAA CAREER</b>	<b>93-59</b>	<b>2509-27.0</b>	<b>302-656</b>	<b>.460</b>	<b>111-294</b>	<b>.378</b>	<b>113-173</b>	<b>.653</b>	<b>32-162-194</b>	<b>2.1</b>	<b>225-2</b>	<b>337</b>	<b>175</b>	<b>22</b>	<b>118</b>	<b>828</b>	<b>8.9</b>





## 23 – JONATHAN TCHAMWA TCHATCHOUA

F • 6-8 • 245 • SO. • SQ  
DOUALA, CAMEROON (UNLV)

### SEASON HIGHS

Points: – 13, three times  
 FG: – 6 at Kansas State (12/19/20); vs. Central Arkansas (12/29/20)  
 FGA: – 10 at Kansas State (12/19/20)  
 3FG: –  
 3FGA: –  
 FT: – 5 vs. Illinois (12/2/20); vs. Houston (4/3/21)  
 FTA: – 6 vs. Illinois (12/2/20); vs. Houston (4/3/21)  
 Rebounds: – 11 vs. Central Arkansas (12/29/20)  
 Assists: – 1, 12 times  
 Turnovers: – 3 at Iowa State (1/2/21); vs. Oklahoma State (3/12/21)  
 Blocks: – 4 at Oklahoma State (1/23/21)  
 Steals: – 2, four times  
 Minutes Played: – 27 vs. Oklahoma State (3/12/21)

### CAREER HIGHS

Points: – 13, four times  
 FG: – 6 at Kansas State (12/19/20); vs. Central Arkansas (12/29/20)  
 FGA: – 10 at Kansas State (12/19/20)  
 3FG: –  
 3FGA: – 1, three times  
 FT: – 9 vs. Colorado State (1/2/19)  
 FTA: – 10 vs. Colorado State (1/2/19)  
 Rebounds: – 12 vs. Colorado State (1/2/19)  
 Assists: – 2 vs. Indiana State (12/23/18)  
 Turnovers: – 4 vs. New Mexico (1/8/19)  
 Blocks: – 4 at Oklahoma State (1/23/21)  
 Steals: – 2, six times  
 Minutes Played: – 40 vs. BYU (12/15/18)

### MISCELLANEOUS

	20-21	BU RECORD
Double-Figure Points:	6	6-0
Double-Figure Rebounds:	2	2-0
Double-Doubles:	1	1-0
2+ Blocks:	4	4-0
Led team in Points:	–	–
Led team in Rebounds:	9	9-0
Led team in Blocks:	8	8-0
Led team in Bench Points:	7	6-1

## TCHAMWA TCHATCHOUA NOTEBOOK

- Third-year sophomore big man with tremendous athleticism, extremely coachable; splits time with Flo Thamba at 5-spot
- Coaches refer to him as “Everyday Jon,” because they know he’s going to be the same energy-giving person every day
- Transferred to Baylor after playing one year at UNLV, sat out 2019-20 season and participated on BU practice squad
- Has scored 49% of his field goals on dunks (35 of 72) over first 28 games played at Baylor
- Had 11 points and 6 rebounds in 21 minutes of Final Four win vs. Houston (4/3/21), highest-scoring game since Dec. 29, 2020
- Blocked 17 shots in last 20 games (0.9 bpg) after recording 2 blocks over season’s first 8 games (0.3 bpg)
- Posted 8 points, 6 rebounds and 1 block in 24 minutes of Elite 8 win vs. Arkansas (3/29/21)
- 2nd career double-double with 13 points and career-high 11 boards vs. Central Arkansas (12/29/20)
- Matched career-high with 13 points (all in first half), including 3 alley-oop dunks in 24 minutes off bench at K-State (12/19/20)
- Scored career-high 13 points and added team-high 6 rebounds in 21 minutes off bench vs. SFA (12/9/20)
- Posted 9 points and 9 rebounds in 24 minutes off bench in win over No. 5 Illinois (12/2/20)
- Nearly posted double-double in second game with Bears, 12 points and 9 rebounds in 19 minutes off bench vs. Washington
- Played 31 games (11 starts) as freshman at UNLV, averaging 3.4 PPG, 3.5 RPG, 0.7 BPG in 13.3 MPG
- Recorded career-first double-double with 13 points and 12 rebounds in 16 minutes vs. Colorado State (1/2/19) while at UNLV
- Played 40 minutes in overtime win in first collegiate start vs. BYU (12/15/18) while at UNLV
- Born in Cameroon, moved to Australia and played at NBA Global Academy for final two high school seasons

## 2020-21 GAME-BY-GAME


OPPONENT	DATE	GS	MIN	FG	3FG	FT	OR-DR-TR	PF	A	T	B	S	PTS
vs. Louisiana-Lafayette	11/28		16	2-5	0-0	2-2	1-6-7	3	0	2	0	0	6
vs. Washington	11/29		19	5-9	0-0	2-2	4-5-9	2	1	1	1	0	12
vs. #5 Illinois	12/2		24	2-4	0-0	5-6	6-3-9	4	0	1	0	0	9
SFA	12/9		21	5-6	0-0	3-4	1-5-6	3	0	0	1	0	13
at Kansas State	12/19		24	6-10	0-0	1-2	3-1-4	2	1	0	0	2	13
Arkansas Pine-Bluff	12/21		18	5-8	0-0	0-0	4-4-8	4	1	0	0	0	10
Central Arkansas	12/29		21	6-6	0-0	1-2	1-10-11	0	0	1	0	0	13
Alcorn State	12/30		18	3-5	0-0	0-1	3-5-8	0	0	1	0	0	6
at Iowa State	1/2		26	2-2	0-0	3-3	2-8-10	1	0	3	2	0	7
Oklahoma	1/6		24	2-3	0-0	2-2	1-3-4	2	0	2	1	0	6
at TCU	1/9		20	2-6	0-0	0-0	2-1-3	3	1	1	1	1	4
at #15 Texas Tech	1/16		17	2-7	0-0	3-4	3-2-5	0	0	0	0	0	7
#9 Kansas	1/18		23	4-5	0-0	0-0	2-3-5	3	0	2	2	1	8
at Oklahoma State	1/23		17	2-4	0-0	0-0	1-3-4	1	0	2	4	0	4
Kansas State	1/27		14	3-4	0-0	1-2	2-1-3	4	1	1	0	0	7
Auburn	1/30		21	2-4	0-0	2-3	3-3-6	1	1	0	3	1	6
at #6 Texas	2/2		26	1-2	0-0	0-0	0-6-6	2	0	0	0	1	2
Iowa State	2/23						DNP						
at #17 Kansas	2/27		11	1-3	0-0	0-0	0-0-0	2	0	0	0	0	2
at #6 West Virginia	3/2		17	2-3	0-0	0-0	1-0-1	4	0	0	0	2	4
#17 Oklahoma State	3/4		24	1-2	0-0	0-0	0-2-2	1	0	2	1	2	2
#18 Texas Tech	3/7		17	2-4	0-0	0-0	1-2-3	2	1	1	0	2	4
vs. Kansas State	3/11		12	1-1	0-0	0-0	0-3-3	4	0	2	1	0	2
vs. #12 Oklahoma State	3/12		27	2-4	0-0	2-2	5-1-6	2	1	3	1	0	6
vs. Hartford	3/19		16	2-7	0-0	0-0	1-2-3	2	1	1	0	1	4
vs. Wisconsin	3/21		10	1-2	0-0	0-0	0-1-1	3	1	0	0	0	2
vs. #18 Villanova	3/27		15	1-4	0-0	0-0	2-1-3	1	1	0	0	0	2
vs. #10 Arkansas	3/29		24	3-3	0-0	2-3	3-3-6	2	0	1	1	0	8
vs. #6 Houston	4/3		21	3-5	0-0	5-6	4-2-6	1	1	0	0	0	11

## TCHAMWA TCHATCHOUA'S UNLV STATS

YEAR	GP-GS	MIN-AVG	FG-A	PCT	3FG-A	PCT	FT-A	PCT	OFF-DEF-TOT	AVG	PF-D	A	TO	B	S	TP	AVG
2018-19 (FR.)	31-11	412-13.3	38-80	.475	0-3	.000	30-44	.682	57-50-107	3.5	68-0	6	25	21	7	106	3.4

## TCHAMWA TCHATCHOUA'S BAYLOR STATS

YEAR	GP-GS	MIN-AVG	FG-A	PCT	3FG-A	PCT	FT-A	PCT	OFF-DEF-TOT	AVG	PF-D	A	TO	B	S	TP	AVG
2020-21 (SO.)	28-0	540-19.3	72-128	.570	0-0	.000	34-44	.773	56-86-142	5.1	59-0	12	27	19	13	180	6.4
NCAA CAREER	59-11	950-16.1	111-208	.534	0-3	.000	64-88	.727	113-136-249	4.2	127-0	18	52	40	20	286	4.8



## 31 – MACIO TEAGUE

G • 6-4 • 195 • SR. • 1L

CINCINNATI, OHIO (UNC ASHEVILLE)

### TEAGUE NOTEBOOK

- Fifth-year senior guard, earned All-Big 12 Second Team honors both seasons at BU; played 2 years at UNC Asheville
- Third-Team All-American (NCAA.com) and 1 of 5 finalists for 2021 Jerry West Shooting Guard of the Year Award
- Has earned All-Conference honors all 4 seasons (1st Team All-Big South 2017 & 2018, 2nd Team All-Big 12 2020 & 2021)
- Nation's only player with 1,500 career points (1,924), 500 rebounds (546), 250 assists (277), 125 steals (141) and 250 3FGs (285)
- Led Bears in scoring in 17 of last 41 games played and 21 times over 2 seasons (Bears are 19-2 when he leads team in scoring)
- Had game-high 22 points, 5 rebounds and 2 blocks in 37 minutes of Elite 8 win vs. Arkansas (3/29/21)
- Led Bears in scoring for 4th straight game with 22 points in NCAAT first-round win vs. Hartford (3/19/21)
- Named to 2021 Big 12 All-Tournament Team after averaging 20.5 points and 4.5 rebounds across two games
- School-record 10 made 3FGs in 35-point outburst on senior night vs. Texas Tech (3/7/21) - t-2nd most ever by any B12 player
- Scored game-high 23 points and added 10 rebounds for 5th career double-double (2nd at BU) in win at Kansas State (12/19/20)
- Has 8 career games with 6+ made 3FGs, 14 games with 5+ made 3FGs and 47 games with 3+ made 3FGs
- Scored in double-figures in 47 of 57 games at Baylor and in 101 of 124 games during collegiate career
- Has 5 career double-doubles, including 23 points and 10 rebounds in this season's Big 12 opener at Kansas State (12/19/20)
- Career .407 3-point shooter, averaging 2.3 made 3s per game (285-of-700 over 124 games)
- Played in 90 consecutive games (89 starts) to start collegiate career before sitting out 2 games with broken wrist
- Led team in scoring in 6 straight games with 15+ points in each before suffering broken wrist at Texas (2/10/20)
- Had 4th career double-double with 18 points and 10 rebounds in Baylor debut vs. Central Arkansas (11/5/19)
- Earned Myrtle Beach Invitational All-Tournament honors after leading Bears with 18.7 points per game (17+ points all 3 games)
- Scored 1,078 points over 2 seasons at UNCA, 4th player in Big South history to reach 1k as soph.

### SEASON HIGHS

Points: – 35 vs. Texas Tech (3/7/21)  
 FG: – 11 vs. Texas Tech (3/7/21)  
 FGA: – 20 at Kansas (2/27/21)  
 3FG: – 10 vs. Texas Tech (3/7/21)  
 3FGA: – 12 vs. Texas Tech (3/7/21)  
 FT: – 8 vs. Alcorn State (12/30/20)  
 FTA: – 8 vs. Alcorn State (12/30/20); at Iowa State (1/2/21)  
 Rebounds: – 10 at Kansas State (12/19/20)  
 Assists: – 6 vs. Houston (4/3/21)  
 Turnovers: – 4 at West Virginia (3/2/21)  
 Blocks: – 2, three times  
 Steals: – 3 at Iowa State (1/2/21); vs. Kansas (1/18/21)  
 Minutes Played: – 37, three times

### CAREER HIGHS

Points: – 36 at Campbell (2/1/18)\*  
 FG: – 14 at Campbell (2/1/18)\*  
 FGA: – 24 vs. USC (3/13/18)\*  
 3FG: – 10 vs. Texas Tech (3/7/21)  
 3FGA: – 15 at Campbell (2/1/18)\*  
 FT: – 12 at Charleston Southern (1/14/17)\*  
 FTA: – 14 vs. High Point (1/27/18)\*  
 Rebounds: – 11 at UNC Greensboro (12/19/17)\*  
 Assists: – 8 vs. Wofford (11/26/17)\*  
 Turnovers: – 8 at Rhode Island (11/10/17)\*  
 Blocks: – 2, three times  
 Steals: – 5 at Coastal Carolina (12/3/16)\*  
 Minutes Played: – 49 vs. USC (3/13/18)\*

\* - while at UNC Asheville

### MISCELLANEOUS

	20-21	BU CAREER	BU RECORD
Double-Figure Points:	25	47	44-3
Double-Figure Rebounds:	1	2	2-0
Double-Doubles:	1	2	2-0
20+ Points:	7	10	10-0
30+ Points:	1	1	1-0
5+ Assists:	3	6	5-1
Led team in Points:	11	21	19-2
Led team in Rebounds:	3	7	6-1
Led team in Assists:	1	4	3-1
Led team in Blocks:	4	5	5-0

### 2020-21 GAME-BY-GAME

OPPONENT	DATE	GS	MIN	FG	3FG	FT	OR-DR-TR	PF	A	T	B	S	PTS
vs. Louisiana-Lafayette	11/28	*	32	9-18	3-7	0-0	2-5-7	0	4	2	0	0	21
vs. Washington	11/29	*	29	6-12	2-6	1-2	3-3-6	0	1	2	0	0	15
vs. #5 Illinois	12/2	*	32	4-10	0-2	3-4	1-1-2	0	0	0	0	0	11
SFA	12/9	*	25	2-6	0-3	5-5	1-1-2	1	1	2	0	0	9
at Kansas State	12/19	*	37	8-14	5-9	2-3	4-6-10	0	2	1	0	1	23
Arkansas Pine-Bluff	12/21	*	28	3-6	2-3	5-5	3-1-4	0	2	1	0	0	13
Central Arkansas	12/29	*	26	9-13	2-5	0-0	0-3-3	0	1	1	0	2	20
Alcorn State	12/30	*	20	4-9	2-7	8-8	2-0-2	0	3	0	0	1	18
at Iowa State	1/2	*	36	3-11	1-3	6-8	1-3-4	0	0	1	1	3	13
Oklahoma	1/6	*	34	6-11	4-6	1-2	0-4-4	3	0	1	1	0	17
at TCU	1/9	*	31	5-14	2-6	0-0	2-0-2	0	2	1	0	1	12
at #15 Texas Tech	1/16	*	37	6-11	0-2	2-2	1-3-4	0	1	2	1	1	14
#9 Kansas	1/18	*	32	5-12	0-4	3-3	0-1-1	1	1	2	0	3	13
at Oklahoma State	1/23	*	33	4-10	0-2	0-0	2-1-3	3	1	0	2	1	8
Kansas State	1/27	*	23	6-11	4-6	2-2	0-6-6	2	5	1	0	1	18
Auburn	1/30	*	31	6-13	1-5	2-3	1-3-4	0	0	2	0	1	15
at #6 Texas	2/2	*	30	4-7	0-1	2-2	1-2-3	2	2	3	0	0	10
Iowa State	2/23	*	29	5-13	0-4	4-4	0-5-0	0	3	2	0	1	14
at #17 Kansas	2/27	*	36	7-20	3-8	1-1	4-4-8	3	1	0	0	0	18
at #6 West Virginia	3/2	*	33	5-11	1-7	0-0	1-3-4	1	2	4	0	0	11
#17 Oklahoma State	3/4	*	35	7-12	2-3	3-5	2-2-4	0	5	1	0	2	19
#18 Texas Tech	3/7	*	36	11-16	10-12	3-4	1-2-3	0	1	0	0	1	35
vs. Kansas State	3/11	*	36	10-15	2-7	2-2	1-2-3	1	1	0	0	1	24
vs. #12 Oklahoma State	3/12	*	36	7-17	3-7	0-0	2-4-6	2	1	0	0	1	17
vs. Hartford	3/19	*	27	9-17	4-8	0-0	2-2-4	1	0	1	1	1	22
vs. Wisconsin	3/21	*	34	3-11	1-3	2-2	0-2-2	2	2	0	0	0	9
vs. #18 Villanova	3/27	*	35	2-6	0-1	1-1	3-1-4	0	2	1	2	1	5
vs. #10 Arkansas	3/29	*	37	8-18	3-7	3-3	0-5-5	2	0	0	2	0	22
vs. #6 Houston	4/3	*	29	4-9	1-5	2-4	0-2-2	2	6	0	0	1	11

### TEAGUE'S UNC ASHEVILLE STATS

YEAR	GP-GS	MIN-AVG	FG-A	PCT	3FG-A	PCT	FT-A	PCT	OFF-DEF-TOT	AVG	PF-D	A	TO	B	S	TP	AVG
2016-17 (FR.)	33-32	1124-34.1	169-361	.468	70-154	.455	101-114	.886	18-133-151	4.6	46-0	90	31	7	36	509	15.4
2017-18 (SO.)	34-34	1200-35.3	181-433	.418	97-228	.425	110-127	.866	17-132-149	4.4	57-0	85	70	4	54	569	16.7
<b>CAREER</b>	<b>67-66</b>	<b>2324-34.7</b>	<b>350-794</b>	<b>.441</b>	<b>167-382</b>	<b>.437</b>	<b>211-241</b>	<b>.876</b>	<b>35-265-300</b>	<b>4.5</b>	<b>103-0</b>	<b>175</b>	<b>101</b>	<b>11</b>	<b>90</b>	<b>1078</b>	<b>16.1</b>

### TEAGUE'S BAYLOR STATS

YEAR	GP-GS	MIN-AVG	FG-A	PCT	3FG-A	PCT	FT-A	PCT	OFF-DEF-TOT	AVG	PF-D	A	TO	B	S	TP	AVG
2019-20 (JR.)	28-28	913-32.6	120-300	.400	60-169	.355	89-105	.848	29-100-129	4.6	36-0	52	35	5	27	389	13.9
2020-21 (SR.)	29-29	922-31.8	168-353	.476	58-149	.389	63-75	.840	40-77-117	4.0	26-0	50	31	10	24	457	15.8
<b>BU CAREER</b>	<b>57-57</b>	<b>1837-32.2</b>	<b>288-653</b>	<b>.441</b>	<b>118-318</b>	<b>.371</b>	<b>152-180</b>	<b>.844</b>	<b>69-177-246</b>	<b>4.3</b>	<b>62-0</b>	<b>102</b>	<b>66</b>	<b>15</b>	<b>51</b>	<b>846</b>	<b>14.8</b>
<b>NCAA CAR.</b>	<b>124-123</b>	<b>4161-33.6</b>	<b>638-1447</b>	<b>.441</b>	<b>285-700</b>	<b>.407</b>	<b>363-421</b>	<b>.862</b>	<b>104-442-546</b>	<b>4.4</b>	<b>165-0</b>	<b>277</b>	<b>167</b>	<b>26</b>	<b>141</b>	<b>1924</b>	<b>15.5</b>



**THAMBA NOTEBOOK**

- Junior with 7-foot-5 wingspan, originally from Kinshasa, Congo; splits time with Jonathan Tchamwa Tchatchoua at 5-spot
- Has started all 29 games this season after playing 19 of 30 games last season, all off bench (11 DNP's)
- Already has more than twice as many points & rebounds (106 pts, 113 rebs) as last season (43 pts, 42 rebs)
- Grabbed career-high 11 rebounds in just 17 minutes of win vs. Auburn (1/30/21)
- Posted season-high 10 points in just 13 minutes of win at Iowa State (1/2/21)
- Recorded 7 rebounds (6 offensive) in 18 minutes of BU win at Kansas State (12/19/20)
- Saw 15 minutes of action in season finale last year at West Virginia, most in any Big 12 game last season
- Made pair of clutch free throws to give Bears 1-point lead with 4:55 left in comeback win at Oklahoma State (1/18/20)
- Recorded career-highs with 11 points (4-4 FGs), 8 rebounds, 4 blocks and 21 minutes vs. UT Martin (12/18/19)
- Came off bench in 33 of 34 games as freshman in 2018-19, including 15 games with double-digit minutes
- Born in Congo, lived in England, France and South Africa, emigrated to United States in 2014
- Averaged 14.0 points, 10.0 rebounds and 1.5 blocks as senior at Mountain Mission School in Grundy, Va.
- Late addition to 2018 signing class, ranked No. 243 overall and No. 34 center by 247Sports

**0 — FLO THAMBA**

**F • 6-10 • 245 • JR. • 2L**  
**KINSHASA, CONGO (MOUNTAIN MISSION SCHOOL)**

**SEASON HIGHS**

**Points:** — 10 at Iowa State (1/2/21)  
**FG:** — 4 at Kansas (2/27/21)  
**FGA:** — 5 vs. Iowa State (2/23/21); vs. Villanova (3/27/21)  
**3FG:** —  
**3FGA:** —  
**FT:** — 4 vs. Alcorn State (12/30/20); at Iowa State (1/2/21)  
**FTA:** — 5 vs. Alcorn State (12/30/20); at Iowa State (1/2/21)  
**Rebounds:** — 11 vs. Auburn (1/30/21)  
**Assists:** — 1, four times  
**Turnovers:** — 3 at Kansas State (12/19/20)  
**Blocks:** — 3 vs. Kansas State (1/27/21); vs. Oklahoma State (3/12/21)  
**Steals:** — 1, six times  
**Minutes Played:** — 21 vs. K-State (1/27/21); vs. Hartford (3/19/21)

**CAREER HIGHS**

**Points:** — 11 vs. UT Martin (12/18/19)  
**FG:** — 4 vs. UT Martin (12/18/19); at Kansas (2/27/21)  
**FGA:** — 5, three times  
**3FG:** —  
**3FGA:** —  
**FT:** — 4 vs. Alcorn State (12/30/20); at Iowa State (1/2/21)  
**FTA:** — 6 vs. UT Martin (12/18/19)  
**Rebounds:** — 11 vs. Auburn (1/30/21)  
**Assists:** — 3 vs. TCU (2/2/19)  
**Turnovers:** — 3 at Kansas State (12/19/20)  
**Blocks:** — 4 vs. UT Martin (12/18/19)  
**Steals:** — 1, 13 times  
**Minutes Played:** — 21, four times

**MISCELLANEOUS**


	20-21	CAREER	BU RECORD
Double-Figure Points:	1	2	2-0
Double-Figure Rebounds:	1	1	1-0
Double-Doubles:	—	—	—
2+ Blocks:	2	10	8-2
Led team in Points:	—	—	—
Led team in Rebounds:	2	3	3-0
Led team in Blocks:	8	16	13-3
Led team in Bench Points:	—	3	2-1

**2020-21 GAME-BY-GAME**

OPPONENT	DATE	GS	MIN	FG	3FG	FT	OR-DR-TR	PF	A	T	B	S	PTS
vs. Louisiana-Lafayette	11/28	*	20	2-4	0-0	2-4	5-2-7	2	0	1	0	0	6
vs. Washington	11/29	*	15	0-1	0-0	0-2	1-1-2	2	0	0	1	0	0
vs. #5 Illinois	12/2	*	13	2-2	0-0	0-3	0-0-0	3	0	0	0	0	4
SFA	12/9	*	11	1-1	0-0	2-2	1-0-1	4	0	1	0	0	4
at Kansas State	12/19	*	18	1-1	0-0	1-2	6-1-7	2	1	3	0	0	3
Arkansas Pine-Bluff	12/21	*	16	2-3	0-0	0-0	2-6-8	1	1	1	1	1	4
Central Arkansas	12/29	*	14	1-1	0-0	0-0	0-6-6	0	0	0	1	0	2
Alcorn State	12/30	*	16	2-3	0-0	4-5	2-4-6	3	0	0	1	0	8
at Iowa State	1/2	*	13	3-3	0-0	4-5	1-3-4	3	0	0	0	0	10
Oklahoma	1/6	*	13	1-2	0-0	0-0	4-2-6	3	0	0	1	0	2
at TCU	1/9	*	16	1-1	0-0	0-2	1-6-7	3	0	0	1	1	2
at #15 Texas Tech	1/16	*	13	0-1	0-0	0-0	1-0-1	3	0	0	0	0	0
#9 Kansas	1/18	*	14	3-3	0-0	1-2	3-1-4	3	0	1	0	0	7
at Oklahoma State	1/23	*	9	0-0	0-0	2-2	0-1-1	4	0	1	0	0	2
Kansas State	1/27	*	21	1-2	0-0	2-2	3-3-6	1	0	0	3	0	4
Auburn	1/30	*	17	0-4	0-0	0-0	4-7-11	2	1	0	1	0	0
at #6 Texas	2/2	*	10	1-3	0-0	0-0	0-2-2	2	0	1	1	0	2
Iowa State	2/23	*	18	3-5	0-0	1-2	1-2-3	3	0	2	1	0	7
at #17 Kansas	2/27	*	20	4-4	0-0	1-1	2-2-4	3	0	0	1	0	9
at #6 West Virginia	3/2	*	12	1-1	0-0	1-2	0-2-2	3	0	1	0	0	3
#17 Oklahoma State	3/4	*	8	0-1	0-0	0-0	0-1-1	3	0	1	0	1	0
#18 Texas Tech	3/7	*	9	0-0	0-0	0-0	0-0-0	3	1	1	0	0	0
vs. Kansas State	3/11	*	20	1-2	0-0	0-0	0-2-2	3	0	2	1	0	2
vs. #12 Oklahoma State	3/12	*	12	1-2	0-0	2-2	3-2-5	4	0	0	3	0	4
vs. Hartford	3/19	*	21	2-4	0-0	1-2	2-2-4	1	0	0	1	1	5
vs. Wisconsin	3/21	*	17	1-4	0-0	2-2	2-1-3	1	0	0	0	0	4
vs. #18 Villanova	3/27	*	19	2-5	0-0	0-0	2-0-2	3	0	0	1	1	4
vs. #10 Arkansas	3/29	*	13	2-3	0-0	0-0	2-2-4	1	1	0	0	0	4
vs. #6 Houston	4/3	*	16	2-2	0-0	0-0	1-3-4	2	0	2	0	1	4

**THAMBA'S CAREER STATS**

YEAR	GP-GS	MIN-AVG	FG-A	PCT	3FG-A	PCT	FT-A	PCT	OFF-DEF-TOT	AVG	PF-D	A	TO	B	S	TP	AVG
2018-19 (FR.)	33-0	331-10.0	21-39	.538	0-0	.000	16-30	.533	31-41-72	2.2	57-1	11	24	21	6	58	1.8
2019-20 (SO.)	19-0	172-9.1	13-27	.481	0-0	.000	17-30	.567	14-28-42	2.2	33-1	2	7	13	1	43	2.3
2020-21 (JR.)	29-29	434-15.0	40-68	.588	0-0	.000	26-43	.605	49-64-113	3.9	71-0	5	18	19	6	106	3.7
<b>CAREER</b>	<b>81-29</b>	<b>936-11.6</b>	<b>74-134</b>	<b>.552</b>	<b>0-0</b>	<b>.000</b>	<b>59-103</b>	<b>.573</b>	<b>94-133-227</b>	<b>2.8</b>	<b>161-2</b>	<b>18</b>	<b>49</b>	<b>53</b>	<b>13</b>	<b>207</b>	<b>2.6</b>



## 5 – JORDAN TURNER

G/F • 6-8 • 195 • RFR. • SQ  
HOUSTON, TEXAS (SUNRISE CHRISTIAN)

### SEASON/CAREER HIGHS

Points: – 10 vs. Alcorn State (12/30/20)  
 FG: – 3 vs. Alcorn State (12/30/20)  
 FGA: – 5 vs. UAPB (12/21/20)  
 3FG: – 3 vs. Alcorn State (12/30/20)  
 3FGA: – 3 vs. UAPB (12/21/20); vs. Alcorn State (12/30/20)  
 FT: – 4 vs. UAPB (12/21/20)  
 FTA: – 4 vs. UAPB (12/21/20)  
 Rebounds: – 4 vs. UAPB (12/21/20)  
 Assists: – 2 vs. UAPB (12/21/20)  
 Steals: –  
 Blocks: –  
 Turnovers: – 1 vs. SFA (12/9/20); vs. Kansas State (1/27/21)  
 Minutes Played: – 14 vs. UAPB (12/21/20)

### MISCELLANEOUS

	20-21	BU RECORD
Double-Figure Points:	1	1-0
Double-Figure Rebounds:	–	–
Double-Doubles:	–	–
2+ Blocks:	–	–
Led team in Points:	–	–
Led team in Rebounds:	–	–
Led team in Blocks:	–	–
Led team in Assists:	–	–

### TURNER NOTEBOOK

- Redshirt freshman wing from Houston, attended Sunrise Christian in Bel Aire, Kan. for final 2 prep seasons
- Elected to take voluntary redshirt and participate on practice squad during 2019-20 season
- Combined for 20 points and 15 rebounds in 46 minutes over last 8 games played (5-of-8 from 3-point range)
- Posted career-high 10 points (3-3 3FGs), added 3 rebounds in 8 minutes off bench vs. Alcorn State (12/30/20)
- Scored career-first points with 7 points and 4 rebounds in season-high 14 minutes off bench vs. UAPB (12/21/20)
- Played first two collegiate games in Bears' trip to Las Vegas, seeing 2 minutes of late-game action in both games
- Ranked No. 11 recruit in Texas and No. 24 SF nationally in 2019 signing class by ESPN
- Played first two prep seasons at Global Learning Village in Houston
- Twin brother, Jalyn, is sophomore on Central Oklahoma basketball squad

### 2020-21 GAME-BY-GAME

OPPONENT	DATE	GS	MIN	FG	3FG	FT	OR-DR-TR	PF	A	T	B	S	PTS
vs. Louisiana-Lafayette	11/28		2	0-0	0-0	0-0	0-0-0	0	0	0	0	0	0
vs. Washington	11/29		2	0-0	0-0	0-0	0-0-0	0	0	0	0	0	0
vs. #5 Illinois	12/2			DNP									
SFA	12/9		4	0-1	0-0	0-0	0-0-0	1	0	1	0	0	0
at Kansas State	12/19			DNP									
Arkansas Pine-Bluff	12/21		14	1-5	1-3	4-4	1-3-4	2	2	0	0	0	7
Central Arkansas	12/29		7	1-3	1-2	0-0	1-2-3	1	0	0	0	0	3
Alcorn State	12/30		8	3-4	3-3	1-2	1-2-3	5	1	0	0	0	10
at Iowa State	1/2			DNP									
Oklahoma	1/6			DNP									
at TCU	1/9			DNP									
at #15 Texas Tech	1/16			DNP									
#9 Kansas	1/18			DNP									
at Oklahoma State	1/23			DNP									
Kansas State	1/27		8	0-3	0-0	0-0	1-2-3	2	0	1	0	0	0
Auburn	1/30			DNP									
at #6 Texas	2/2			DNP									
Iowa State	2/23			DNP									
at #17 Kansas	2/27			DNP									
at #6 West Virginia	3/2			DNP									
#17 Oklahoma State	3/4			DNP									
#18 Texas Tech	3/7		2	0-1	0-0	0-0	0-0-0	0	0	0	0	0	0
vs. Kansas State	3/11			DNP									
vs. #12 Oklahoma State	3/12			DNP									
vs. Hartford	3/19		4	0-2	0-0	0-0	1-1-2	0	0	0	0	0	0
vs. Wisconsin	3/21		1	0-0	0-0	0-0	0-0-0	0	0	0	0	0	0
vs. #18 Villanova	3/27			DNP									
vs. #10 Arkansas	3/29			DNP									
vs. #6 Houston	4/3		2	0-0	0-0	0-0	0-0-0	0	0	0	0	0	0

### TURNER'S CAREER STATS

YEAR	GP-GS	MIN-AVG	FG-A	PCT	3FG-A	PCT	FT-A	PCT	OFF-DEF-TOT	AVG	PF-D	A	TO	B	S	TP	AVG
2020-21 (RFR.)	11-0	53-4.8	5-19	.263	5-8	.625	5-6	.833	5-10-15	1.4	11-1	3	2	0	0	20	1.8
CAREER	11-0	53-4.8	5-19	.263	5-8	.625	5-6	.833	5-10-15	1.4	11-1	3	2	0	0	20	1.8



# 11 – MARK VITAL

**G/F • 6-5 • 250 • SR. • 3L**  
**LAKE CHARLES, LA. (ADVANCED PREP INT'L (TEXAS))**

## SEASON HIGHS

**Points:** – 19 at Oklahoma State (1/23/21)  
**FG:** – 8 at Oklahoma State (1/23/21)  
**FGA:** – 10 vs. Oklahoma State (3/12/21)  
**3FG:** –  
**3FGA:** – 2 vs. Central Arkansas (12/29/20)  
**FT:** – 5 at TCU (1/9/21)  
**FTA:** – 8 at Kansas (2/27/21)  
**Rebounds:** – 15, four times  
**Assists:** – 6 vs. Kansas State (3/11/21)  
**Turnovers:** – 4 vs. Washington (11/29/20); vs. SFA (12/9/20)  
**Blocks:** – 3 vs. Washington (11/29/20); vs. Iowa State (2/23/21)  
**Steals:** – 3, four times  
**Minutes Played:** – 34 at West Virginia (3/2/21)

## CAREER HIGHS

**Points:** – 19 at Oklahoma State (1/23/21)  
**FG:** – 8 at Oklahoma State (1/23/21)  
**FGA:** – 13 vs. Kansas (1/12/19)  
**3FG:** – 1, seven times  
**3FGA:** – 4 vs. Jackson State (12/30/19)  
**FT:** – 7 vs. Texas (2/27/19)  
**FTA:** – 10 vs. Prairie View A&M (11/12/18); vs. Nicholls (11/16/18)  
**Rebounds:** – 17 at Arizona (12/15/18)  
**Assists:** – 8 vs. Oklahoma State (1/15/18)  
**Turnovers:** – 7 vs. Kansas (2/10/18)  
**Blocks:** – 3, seven times  
**Steals:** – 5 vs. SFA (12/18/18)  
**Minutes Played:** – 41 vs. Texas (2/27/19)

## MISCELLANEOUS

	20-21	CAREER	BU RECORD
Double-Figure Points:	2	27	17-10
Double-Figure Rebounds:	6	18	14-4
Double-Doubles:	1	3	3-0
15+ Rebounds:	4	5	4-1
5+ Assists:	1	9	8-1
2+ Blocks	7	26	21-5
Led team in Points:	–	3	0-3
Led team in Rebounds:	12	45	33-12
Led team in Assists:	2	21	13-8
Led team in Blocks:	9	29	22-7
Led team in Bench Points:	–	8	7-1

## VITAL NOTEBOOK

- Bruising senior guard/forward from Lake Charles, La., sat out 2016-17 season before debuting in 2017-18
- Three-time All-Big 12 honoree (3rd Team in 2020, HM in 2019 & 2021) and three-time Big 12 All-Defensive Team selection
- Named 1 of 10 Naismith Defensive POY Semifinalists for 2nd straight season (advanced as 1 of 4 finalists last season)
- Tabbed as 2021 Big 12 Defensive Player of the Year by The Athletic
- Holds BU record with 45 career Big 12 victories (45-22), passing A.J. Walton (39-29); 10th all-time at BU with 142 steals
- Sixth player in program history to make 100+ career starts – has started 93 of team’s last 103 games
- Posted 15 rebounds for 4th time this season (3rd time in 7-game stretch) in Big 12 Championship semifinal vs. OSU (3/12/21)
- Recorded 10 rebounds and season-high 6 assists in Big 12 Championship quarterfinals win vs. K-State (3/11/21)
- Had memorable senior night with first double-double of season (10 pts/15 rebs) in win over No. 21 Texas Tech (3/7/21)
- Posted season-highs of 15 rebounds, 3 blocks and 32 minutes vs. Iowa State (2/23/21) in first game back from 21-day break
- Scored career-high 19 points (8-9 FGs) in comeback from 9 points down to win at Oklahoma State (1/23/21)
- Posted 15 rebounds, 8 points, 4 assists and 3 blocks in 27 minutes vs. Washington (11/29/20)
- Twice has posted as many rebounds as all opposing players combined – 11/29/20 vs. Washington (15-15), 12/15/18 at Arizona (17-14)
- Has scored in double-figures 27 times during BU career, has 18 games with double-digit rebounds and 3 double-doubles
- Appeared in team-high 87 consecutive games before missing game vs. Texas Tech (3/2/20) due to knee injury late last season
- Tied career-high with 3 blocks, including potential go-ahead layup with 1.5 seconds left in win over No. 18 Butler (12/10/19)
- Had then-career-high 17 points with 8 rebounds in 29 minutes of 2019 NCAA Tournament 2nd Round vs. Gonzaga
- Went perfect 7-for-7 at foul line and posted 13 points, 8 rebounds and 3 assists in 84-83 OT win vs. Texas (2/27/17)
- Posted 2nd career double-double with career-high 15 points, 14 rebounds, 2 assists and 2 blocks in win vs. West Virginia (2/23/19)
- Had career-high 17 rebounds (9 offensive) in win at Arizona (12/15/18), out-rebounding all 9 Arizona players combined (14 rebounds)
- Played in all but one game vs. NCAA teams during BU career (missed vs. Randall in 2017-18 and vs. TTU in 2018-19)
- Committed to Baylor in September 2013, more than two years before signing day

## 2020-21 GAME-BY-GAME

OPPONENT	DATE	GS	MIN	FG	3FG	FT	OR-DR-TR	PF	A	T	B	S	PTS
vs. Louisiana-Lafayette	11/28	*	15	2-2	0-0	1-3	1-1-2	3	2	1	0	3	5
vs. Washington	11/29	*	27	4-8	0-0	0-0	7-8-15	2	4	4	3	0	8
vs. #5 Illinois	12/2	*	27	2-7	0-0	2-2	4-3-7	1	1	0	1	1	6
SFA	12/9	*	22	2-6	0-1	0-0	1-5-6	4	0	4	0	3	4
at Kansas State	12/19	*	19	3-4	0-0	1-2	2-0-2	2	0	1	0	2	7
Arkansas Pine-Bluff	12/21	*	11	2-5	0-0	0-0	1-4-5	0	1	0	2	1	4
Central Arkansas	12/29	*	20	1-7	0-2	0-0	0-1-1	3	2	0	1	0	2
Alcorn State	12/30	*	17	2-5	0-1	1-2	1-0-1	2	2	0	0	2	5
at Iowa State	1/2	*	22	3-5	0-0	0-3	1-4-5	4	2	1	2	0	6
Oklahoma	1/6	*	16	0-3	0-0	1-2	2-6-8	0	3	1	1	0	1
at TCU	1/9	*	25	2-4	0-0	5-6	2-4-6	4	0	2	0	0	9
at #15 Texas Tech	1/16	*	30	1-1	0-0	2-2	2-3-5	4	0	2	1	3	4
#9 Kansas	1/18	*	29	2-5	0-0	0-0	1-9-10	4	1	0	1	0	4
at Oklahoma State	1/23	*	27	8-9	0-0	3-6	3-2-5	3	1	0	2	2	19
Kansas State	1/27	*	24	4-6	0-1	0-0	1-4-5	1	1	1	1	3	8
Auburn	1/30	*	21	0-3	0-0	2-4	1-1-2	3	1	1	2	1	2
at #6 Texas	2/2	*	24	3-7	0-0	0-0	3-3-6	3	1	1	0	0	6
Iowa State	2/23	*	32	1-2	0-0	1-3	8-7-15	2	0	2	3	2	3
at #17 Kansas	2/27	*	27	3-6	0-0	2-8	5-1-6	2	3	0	0	2	8
at #6 West Virginia	3/2	*	34	3-4	0-0	1-4	5-3-8	3	2	0	2	2	7
#17 Oklahoma State	3/4	*	27	2-4	0-0	0-0	1-3-4	4	1	0	1	0	4
#18 Texas Tech	3/7	*	28	4-8	0-0	2-3	5-10-15	2	2	0	0	0	10
vs. Kansas State	3/11	*	28	0-3	0-0	2-2	7-3-10	3	6	3	0	2	2
vs. #12 Oklahoma State	3/12	*	29	4-10	0-0	1-2	8-7-15	4	1	1	0	0	9
vs. Hartford	3/19	*	11	0-0	0-0	0-0	1-3-4	5	0	0	1	0	0
vs. Wisconsin	3/21	*	27	3-4	0-0	0-0	2-5-7	0	1	0	0	0	6
vs. #18 Villanova	3/27	*	23	3-5	0-0	0-0	2-7-9	4	0	1	0	0	6
vs. #10 Arkansas	3/29	*	18	2-4	0-0	0-0	3-1-4	5	1	0	1	1	4
vs. #6 Houston	4/3	*	15	1-1	0-0	0-0	0-1-1	4	0	1	0	1	2

## VITAL'S CAREER STATS

YEAR	GP-GS	MIN-AVG	FG-A	PCT	3FG-A	PCT	FT-A	PCT	OFF-DEF-TOT	AVG	PF-D	A	TO	B	S	TP	AVG
2016-17 (FR.)		-redshirt-															
2017-18 (FR.)	33-18	786-23.8	87-181	.481	1-10	.100	47-93	.505	75-109-184	5.6	73-0	71	68	21	26	222	6.7
2018-19 (SO.)	34-34	943-27.7	89-192	.464	4-22	.182	64-121	.529	121-124-245	7.2	99-4	68	61	31	35	246	7.2
2019-20 (JR.)	29-23	755-26.0	73-159	.459	2-17	.118	28-67	.418	85-96-181	6.2	78-3	53	41	17	50	176	6.1
2020-21 (SR.)	29-29	675-23.3	67-138	.486	0-5	.000	27-54	.500	80-109-189	6.5	81-2	39	27	25	31	161	5.6
<b>CAREER</b>	<b>125-104</b>	<b>3160-25.3</b>	<b>316-670</b>	<b>.472</b>	<b>7-54</b>	<b>.130</b>	<b>166-335</b>	<b>.496</b>	<b>361-438-799</b>	<b>6.4</b>	<b>331-9</b>	<b>231</b>	<b>197</b>	<b>94</b>	<b>142</b>	<b>805</b>	<b>6.4</b>

**2020-21 SEASON STATISTICS**



**2020-21 Baylor Men's Basketball  
Combined Team Statistics  
All games**

Page 1/1  
as of Apr 04, 2021

**Game Records**

Record	Overall	Home	Away	Neutral
ALL GAMES	27-2	11-0	7-1	9-1
CONFERENCE	13-1	6-0	7-1	0-0
NON-CONFERENCE	14-1	5-0	0-0	9-1

**Score by Periods**

Team	1st	2nd	OT	TOT
Baylor	1149	1239	13	2401
Opponents	845	1041	8	1894

**Team Box Score**

No.	Player				Total		3-Point		F-Throw		Rebounds											
		GP-GS	MIN	AVG	FG-FGA	FG%	3FG-FGA	3FG%	FT-FTA	FT%	OFF	DEF	TOT	AVG	PF	DQ	A	TO	BLK	STL	PTS	AVG
12	BUTLER, Jared	29-29	879:55	30.3	171-362	.472	73-176	.415	65-85	.765	13	83	96	3.3	70	3	137	85	11	59	480	16.6
31	TEAGUE, MaCio	29-29	921:54	31.8	168-353	.476	58-149	.389	63-75	.840	40	77	117	4.0	26	0	50	31	10	24	457	15.8
45	MITCHELL, Davion	29-29	954:04	32.9	152-294	.517	62-137	.453	39-62	.629	13	61	74	2.6	70	0	160	70	10	56	405	14.0
10	FLAGLER, Adam	27-0	615:59	22.8	81-179	.453	43-102	.422	37-43	.860	24	38	62	2.3	41	0	38	20	1	23	242	9.0
24	MAYER, Matthew	29-0	452:60	15.6	91-186	.489	30-75	.400	29-49	.592	30	80	110	3.8	43	0	28	34	8	35	241	8.3
23	TCHAMWA TCHATCHOUA, Jonathan	28-0	540:04	19.3	73-128	.570	0-0	.000	34-44	.773	56	86	142	5.1	59	0	12	27	19	13	180	6.4
11	VITAL, Mark	29-29	675:17	23.3	67-138	.486	0-5	.000	27-54	.500	80	109	189	6.5	81	2	39	27	25	31	161	5.6
	THAMBA, Flo	29-29	433:43	15.0	40-68	.588	0-0	.000	26-43	.605	49	64	113	3.9	71	0	5	18	19	6	106	3.7
4	CRYER, LJ	19-0	196:26	10.3	21-54	.389	16-43	.372	9-14	.643	3	8	11	0.6	7	0	15	9	0	10	67	3.5
32	LOVEDAY, Zach	12-0	58:27	4.9	12-17	.706	1-2	.500	3-4	.750	4	10	14	1.2	8	0	1	1	3	1	28	2.3
5	TURNER, Jordan	11-0	52:31	4.8	5-19	.263	5-8	.625	5-6	.833	5	10	15	1.4	11	1	3	2	0	0	20	1.8
35	PATERSON, Mark	11-0	21:23	1.9	6-11	.545	1-1	1.000	1-2	.500	4	4	8	0.7	6	0	0	1	0	1	14	1.3
13	MOFFATT, Jackson	11-0	22:16	2.0	0-10	.000	0-3	.000	0-1	.000	2	4	6	0.5	1	0	1	2	0	0	0	0.0
Team											44	40	84					9				
<b>Total</b>		<b>29</b>	<b>5825</b>		<b>887-1819</b>	<b>.488</b>	<b>289-701</b>	<b>.412</b>	<b>338-482</b>	<b>.701</b>	<b>367</b>	<b>674</b>	<b>1041</b>	<b>35.9</b>	<b>494</b>	<b>6</b>	<b>489</b>	<b>336</b>	<b>106</b>	<b>259</b>	<b>2401</b>	<b>82.8</b>
<b>Opponents</b>		<b>29</b>	<b>5825</b>		<b>686-1593</b>	<b>.431</b>	<b>180-546</b>	<b>.330</b>	<b>342-493</b>	<b>.694</b>	<b>302</b>	<b>627</b>	<b>929</b>	<b>32.0</b>	<b>476</b>	<b>12</b>	<b>352</b>	<b>496</b>	<b>120</b>	<b>163</b>	<b>1894</b>	<b>65.3</b>

**Team Statistics**

	BAYLOR	OPP
<b>Scoring</b>	<b>2401</b>	<b>1894</b>
Points per game	82.8	65.3
Scoring margin	+17.5	-
<b>Field goals-att</b>	<b>887-1819</b>	<b>686-1593</b>
Field goal pct	.488	.431
<b>3 point fg-att</b>	<b>289-701</b>	<b>180-546</b>
3-point FG pct	.412	.330
3-pt FG made per game	10.0	6.2
<b>Free throws-att</b>	<b>338-482</b>	<b>342-493</b>
Free throw pct	.701	.694
F-Throws made per game	11.7	11.8
<b>Rebounds</b>	<b>1041</b>	<b>929</b>
Rebounds per game	35.9	32.0
Rebounding margin	+3.9	-
<b>Assists</b>	<b>489</b>	<b>352</b>
Assists per game	16.9	12.1
<b>Turnovers</b>	<b>336</b>	<b>496</b>
Turnovers per game	11.6	17.1
Turnover margin	+5.5	-
Assist/turnover ratio	1.5	0.7
<b>Steals</b>	<b>259</b>	<b>163</b>
Steals per game	8.9	5.6
<b>Blocks</b>	<b>106</b>	<b>120</b>
Blocks per game	3.7	4.1
<b>Winning streak</b>	<b>5</b>	<b>-</b>
Home win streak	11	-
<b>Attendance</b>	<b>23500</b>	<b>19589</b>
Home games-Avg/Game	11-2136	8-2449
Neutral site-Avg/Game	-	10-2015

**Team Results**

Date	Opponent		Score	Att.
11/28/2020	vs Louisiana	W	112-82	0
11/29/2020	vs Washington	W	86-52	0
12/02/2020	vs Illinois	W	82-69	0
12/09/2020	SFA	W	83-52	2350
12/19/2020	at Kansas St.	W	100-69	848
12/21/2020	Ark.-Pine Bluff	W	99-42	2350
12/29/2020	Central Ark.	W	93-56	0
12/30/2020	Alcorn	W	105-76	2350
01/02/2021	at Iowa St.	W	76-65	1318
01/06/2021	Oklahoma	W	76-61	2350
01/09/2021	at TCU	W	67-49	1891
01/16/2021	at Texas Tech	W	68-60	4250
01/18/2021	Kansas	W	77-69	2350
01/23/2021	at Oklahoma St.	W	81-66	3350
01/27/2021	Kansas St.	W	107-59	2350
01/30/2021	Auburn	W	84-72	2350
02/02/2021	at Texas	W	83-69	2532
02/23/2021	Iowa St.	W	77-72	2350
02/27/2021	at Kansas	L	58-71	2600
03/02/2021	at West Virginia	Wot	94-89	2800
03/04/2021	Oklahoma St.	W	81-70	2350
03/07/2021	Texas Tech	W	88-73	2350
03/11/2021	vs Kansas St.	W	74-68	3491
03/12/2021	vs Oklahoma St.	L	74-83	3298
03/19/2021	vs Hartford	W	79-55	5837
03/21/2021	vs Wisconsin	W	76-63	0
03/27/2021	vs Villanova	W	62-51	0
03/29/2021	vs Arkansas	W	81-72	7519
04/03/2021	vs Houston	W	78-59	0

2020-21 BIG 12 STATISTICS



2020-21 Baylor Men's Basketball  
Combined Team Statistics  
In Conference games

Page 1/1  
as of Apr 04, 2021

Game Records

Record	Overall	Home	Away	Neutral
ALL GAMES	13-1	6-0	7-1	0-0
CONFERENCE	13-1	6-0	7-1	0-0
NON-CONFERENCE	0-0	0-0	0-0	0-0

Score by Periods

Team	1st	2nd	OT	TOT
Baylor	528	592	13	1133
Opponents	418	516	8	942

Team Box Score

No.	Player	Total			3-Point		F-Throw		Rebounds				Other									
		GP-GS	MIN	AVG	FG-FGA	FG%	3FG-FGA	3FG%	FT-FTA	FT%	OFF	DEF	TOT	AVG	PF	DQ	A	TO	BLK	STL	PTS	AVG
12	BUTLER, Jared	14-14	447:29	32.0	87-173	.503	43-96	.448	35-47	.745	6	42	48	3.4	40	3	70	45	5	32	252	18.0
31	TEAGUE, MaCio	14-14	463:08	33.1	82-173	.474	32-73	.438	29-36	.806	19	42	61	4.4	15	0	26	19	5	15	225	16.1
45	MITCHELL, Davion	14-14	487:21	34.8	80-160	.500	35-78	.449	20-30	.667	5	27	32	2.3	37	0	63	35	3	23	215	15.4
24	MAYER, Matthew	14-0	212:34	15.2	38-79	.481	10-29	.345	14-25	.560	12	41	53	3.8	24	0	12	20	1	15	100	7.1
10	FLAGLER, Adam	13-0	289:38	22.3	31-80	.388	16-46	.348	14-18	.778	9	17	26	2.0	19	0	14	10	0	9	92	7.1
11	VITAL, Mark	14-14	362:57	25.9	39-68	.574	0-1	.000	18-39	.462	41	59	100	7.1	38	0	17	11	14	16	96	6.9
23	TCHAMWA TCHATCHOUA, Jonathan	13-0	259:06	19.9	30-55	.545	0-0	.000	10-13	.769	18	32	50	3.8	27	0	4	14	11	11	70	5.4
0	THAMBA, Flo	14-14	193:40	13.8	19-27	.704	0-0	.000	13-21	.619	22	26	48	3.4	39	0	2	11	8	2	51	3.6
32	LOVEDAY, Zach	3-0	09:46	3.3	3-4	.750	1-1	1.000	1-2	.500	3	2	5	1.7	3	0	1	0	1	0	8	2.7
4	CRYER, LJ	9-0	76:16	8.5	7-17	.412	5-13	.385	0-0	.000	0	4	4	0.4	1	0	5	3	0	3	19	2.1
35	PATERSON, Mark	3-0	06:58	2.3	2-3	.667	0-0	.000	1-2	.500	2	2	4	1.3	2	0	0	0	0	0	5	1.7
5	TURNER, Jordan	2-0	10:08	5.1	0-4	.000	0-0	.000	0-0	.000	1	2	3	1.5	2	0	0	1	0	0	0	0.0
13	MOFFATT, Jackson	3-0	05:59	2.0	0-2	.000	0-1	.000	0-0	.000	1	1	2	0.7	0	0	0	2	0	0	0	0.0
Team											27	19	46					5				
<b>Total</b>		<b>14</b>	<b>2825</b>		<b>418-845</b>	<b>.495</b>	<b>142-338</b>	<b>.420</b>	<b>155-233</b>	<b>.665</b>	<b>166</b>	<b>316</b>	<b>482</b>	<b>34.4</b>	<b>247</b>	<b>3</b>	<b>214</b>	<b>176</b>	<b>48</b>	<b>126</b>	<b>1133</b>	<b>80.9</b>
<b>Opponents</b>		<b>14</b>	<b>2825</b>		<b>342-766</b>	<b>.446</b>	<b>95-272</b>	<b>.349</b>	<b>163-238</b>	<b>.685</b>	<b>148</b>	<b>298</b>	<b>446</b>	<b>31.9</b>	<b>236</b>	<b>5</b>	<b>176</b>	<b>228</b>	<b>55</b>	<b>88</b>	<b>942</b>	<b>67.3</b>

Team Statistics

	BAYLOR	OPP
<b>Scoring</b>	<b>1133</b>	<b>942</b>
Points per game	80.9	67.3
Scoring margin	+13.6	-
<b>Field goals-att</b>	<b>418-845</b>	<b>342-766</b>
Field goal pct	.495	.446
<b>3 point fg-att</b>	<b>142-338</b>	<b>95-272</b>
3-point FG pct	.420	.349
3-pt FG made per game	10.1	6.8
<b>Free throws-att</b>	<b>155-233</b>	<b>163-238</b>
Free throw pct	.665	.685
F-Throws made per game	11.1	11.6
<b>Rebounds</b>	<b>482</b>	<b>446</b>
Rebounds per game	34.4	31.9
Rebounding margin	+2.6	-
<b>Assists</b>	<b>214</b>	<b>176</b>
Assists per game	15.3	12.6
<b>Turnovers</b>	<b>176</b>	<b>228</b>
Turnovers per game	12.6	16.3
Turnover margin	+3.7	-
Assist/turnover ratio	1.2	0.8
<b>Steals</b>	<b>126</b>	<b>88</b>
Steals per game	9.0	6.3
<b>Blocks</b>	<b>48</b>	<b>55</b>
Blocks per game	3.4	3.9
<b>Winning streak</b>	<b>3</b>	<b>-</b>
Home win streak	6	-
<b>Attendance</b>	<b>14100</b>	<b>19589</b>
Home games-Avg/Game	6-2350	8-2449
Neutral site-Avg/Game	-	0-0

Team Results

Date	Opponent	Result	Score	Att.
12/19/2020	at Kansas St.	W	100-69	848
01/02/2021	at Iowa St.	W	76-65	1318
01/06/2021	Oklahoma	W	76-61	2350
01/09/2021	at TCU	W	67-49	1891
01/16/2021	at Texas Tech	W	68-60	4250
01/18/2021	Kansas	W	77-69	2350
01/23/2021	at Oklahoma St.	W	81-66	3350
01/27/2021	Kansas St.	W	107-59	2350
02/02/2021	at Texas	W	83-69	2532
02/23/2021	Iowa St.	W	77-72	2350
02/27/2021	at Kansas	L	58-71	2600
03/02/2021	at West Virginia	Wot	94-89	2800
03/04/2021	Oklahoma St.	W	81-70	2350
03/07/2021	Texas Tech	W	88-73	2350

**2021 BIG 12 CHAMPIONSHIP STATISTICS**



**2020-21 Baylor Men's Basketball  
Combined Team Statistics  
Specific games**

**Game Records**

Record	Overall	Home	Away	Neutral
ALL GAMES	1-1	0-0	0-0	1-1
CONFERENCE	0-0	0-0	0-0	0-0
NON-CONFERENCE	1-1	0-0	0-0	1-1

**Score by Periods**

Team	1st	2nd	OT	TOT
Baylor	66	82	0	148
Opponents	69	82	0	151

**Team Box Score**

No.	Player				Total		3-Point		F-Throw		Rebounds											
		GP-GS	MIN	AVG	FG-FGA	FG%	3FG-FGA	3FG%	FT-FTA	FT%	OFF	DEF	TOT	AVG	PF	DQ	A	TO	BLK	STL	PTS	AVG
31	TEAGUE, MaCio	2-2	72:03	36.0	17-32	.531	5-14	.357	2-2	1.000	3	6	9	4.5	3	0	2	0	0	2	41	20.5
45	MITCHELL, Davion	2-2	71:17	35.6	13-26	.500	5-13	.385	5-8	.625	0	3	3	1.5	3	0	5	8	0	5	36	18.0
12	BUTLER, Jared	2-2	60:55	30.5	12-27	.444	3-12	.250	7-7	1.000	0	7	7	3.5	8	0	5	11	1	2	34	17.0
11	VITAL, Mark	2-2	57:29	28.7	4-13	.308	0-0	.000	3-4	.750	15	10	25	12.5	7	0	7	4	0	2	11	5.5
23	TCHAMWA TCHATCHOUA, Jonathan	2-0	39:08	19.6	3-5	.600	0-0	.000	2-2	1.000	5	4	9	4.5	6	0	1	5	2	0	8	4.0
24	MAYER, Matthew	2-0	26:21	13.2	3-9	.333	2-6	.333	0-0	.000	0	3	3	1.5	1	0	2	2	1	2	8	4.0
0	THAMBA, Flo	2-2	32:18	16.2	2-4	.500	0-0	.000	2-2	1.000	3	4	7	3.5	7	0	0	2	4	0	6	3.0
10	FLAGLER, Adam	2-0	40:29	20.2	1-8	.125	0-5	.000	2-2	1.000	0	4	4	2.0	2	0	3	1	0	0	4	2.0
Team											1	3	4									
<b>Total</b>		<b>2</b>	<b>400</b>		<b>55-124</b>	<b>.444</b>	<b>15-50</b>	<b>.300</b>	<b>23-27</b>	<b>.852</b>	<b>27</b>	<b>44</b>	<b>71</b>	<b>35.5</b>	<b>37</b>	<b>0</b>	<b>25</b>	<b>33</b>	<b>8</b>	<b>13</b>	<b>148</b>	<b>74.0</b>
<b>Opponents</b>		<b>2</b>	<b>400</b>		<b>50-113</b>	<b>.442</b>	<b>14-35</b>	<b>.400</b>	<b>37-46</b>	<b>.804</b>	<b>22</b>	<b>44</b>	<b>66</b>	<b>33.0</b>	<b>26</b>	<b>0</b>	<b>26</b>	<b>30</b>	<b>8</b>	<b>16</b>	<b>151</b>	<b>75.5</b>

**Team Statistics**

	BAYLOR	OPP
<b>Scoring</b>	<b>148</b>	<b>151</b>
Points per game	74.0	75.5
Scoring margin	-1.5	-
<b>Field goals-att</b>	<b>55-124</b>	<b>50-113</b>
Field goal pct	.444	.442
<b>3 point fg-att</b>	<b>15-50</b>	<b>14-35</b>
3-point FG pct	.300	.400
3-pt FG made per game	7.5	7.0
<b>Free throws-att</b>	<b>23-27</b>	<b>37-46</b>
Free throw pct	.852	.804
F-Throws made per game	11.5	18.5
<b>Rebounds</b>	<b>71</b>	<b>66</b>
Rebounds per game	35.5	33.0
Rebounding margin	+2.5	-
<b>Assists</b>	<b>25</b>	<b>26</b>
Assists per game	12.5	13.0
<b>Turnovers</b>	<b>33</b>	<b>30</b>
Turnovers per game	16.5	15.0
Turnover margin	-1.5	-
Assist/turnover ratio	0.8	0.9
<b>Steals</b>	<b>13</b>	<b>16</b>
Steals per game	6.5	8.0
<b>Blocks</b>	<b>8</b>	<b>8</b>
Blocks per game	4.0	4.0
<b>Winning streak</b>	<b>0</b>	<b>-</b>
Home win streak	0	-
<b>Attendance</b>	<b>0</b>	<b>0</b>
Home games-Avg/Game	0-0	0-0
Neutral site-Avg/Game	-	2-3395

**Team Results**

Date	Opponent		Score	Att.
03/11/2021	vs Kansas St.	W	74-68	3491
03/12/2021	vs Oklahoma St.	L	74-83	3298



## 2021 NCAA TOURNAMENT STATISTICS



## 2020-21 Baylor Men's Basketball Combined Team Statistics Specific games

Page 1/1  
as of Apr 04, 2021

**Game Records**

Record	Overall	Home	Away	Neutral
ALL GAMES	5-0	0-0	0-0	5-0
CONFERENCE	0-0	0-0	0-0	0-0
NON-CONFERENCE	5-0	0-0	0-0	5-0

**Score by Periods**

Team	1st	2nd	OT	TOT
Baylor	193	183	0	376
Opponents	138	162	0	300

**Team Box Score**

No.	Player				Total		3-Point		F-Throw		Rebounds											
		GP-GS	MIN	AVG	FG-FGA	FG%	3FG-FGA	3FG%	FT-FTA	FT%	OFF	DEF	TOT	AVG	PF	DQ	A	TO	BLK	STL	PTS	AVG
31	TEAGUE, MaCio	5-5	163:40	32.7	26-61	.426	9-24	.375	8-10	.800	5	12	17	3.4	7	0	10	2	5	3	69	13.8
12	BUTLER, Jared	5-5	163:22	32.7	24-61	.393	10-29	.345	11-16	.688	3	15	18	3.6	12	0	23	12	1	10	69	13.8
45	MITCHELL, Davion	5-5	168:35	33.7	28-53	.528	7-18	.389	3-9	.333	1	10	11	2.2	11	0	30	7	3	9	66	13.2
10	FLAGLER, Adam	5-0	117:46	23.6	14-28	.500	9-14	.643	14-15	.933	5	5	10	2.0	8	0	6	3	1	8	51	10.2
24	MAYER, Matthew	5-0	97:14	19.4	19-41	.463	6-18	.333	6-8	.750	7	18	25	5.0	8	0	4	5	1	8	50	10.0
23	TCHAMWA TCHATCHOUA, Jonathan	5-0	85:25	17.1	10-21	.476	0-0	.000	7-9	.778	10	9	19	3.8	9	0	4	2	1	1	27	5.4
0	THAMBA, Flo	5-5	85:52	17.2	9-18	.500	0-0	.000	3-4	.750	9	8	17	3.4	8	0	1	2	2	3	21	4.2
11	VITAL, Mark	5-5	93:44	18.7	9-14	.643	0-0	.000	0-0	.000	8	17	25	5.0	18	2	2	2	2	2	18	3.6
35	PATERSON, Mark	3-0	03:27	1.2	2-2	1.000	0-0	.000	0-0	.000	1	0	1	0.3	0	0	0	0	0	0	4	1.3
4	CRYER, LJ	3-0	07:31	2.5	0-4	.000	0-4	.000	1-2	.500	1	1	2	0.7	0	0	0	0	0	0	1	0.3
5	TURNER, Jordan	3-0	05:35	1.9	0-2	.000	0-0	.000	0-0	.000	1	1	2	0.7	0	0	0	0	0	0	0	0.0
32	LOVEDAY, Zach	3-0	04:23	1.5	0-0	.000	0-0	.000	0-0	.000	0	0	0	0.0	0	0	0	0	0	0	0	0.0
13	MOFFATT, Jackson	3-0	03:27	1.2	0-1	.000	0-1	.000	0-0	.000	0	1	1	0.3	1	0	0	0	0	0	0	0.0
Team											7	11	18					3				
<b>Total</b>		<b>5</b>	<b>1000</b>		<b>141-306</b>	<b>.461</b>	<b>41-108</b>	<b>.380</b>	<b>53-73</b>	<b>.726</b>	<b>58</b>	<b>108</b>	<b>166</b>	<b>33.2</b>	<b>82</b>	<b>2</b>	<b>80</b>	<b>38</b>	<b>16</b>	<b>44</b>	<b>376</b>	<b>75.2</b>
<b>Opponents</b>		<b>5</b>	<b>1000</b>		<b>111-264</b>	<b>.420</b>	<b>25-90</b>	<b>.278</b>	<b>53-72</b>	<b>.736</b>	<b>48</b>	<b>112</b>	<b>160</b>	<b>32.0</b>	<b>75</b>	<b>2</b>	<b>55</b>	<b>80</b>	<b>28</b>	<b>15</b>	<b>300</b>	<b>60.0</b>

**Team Statistics**

	BAYLOR	OPP
<b>Scoring</b>	<b>376</b>	<b>300</b>
Points per game	75.2	60.0
Scoring margin	+15.2	-
<b>Field goals-att</b>	<b>141-306</b>	<b>111-264</b>
Field goal pct	.461	.420
<b>3 point fg-att</b>	<b>41-108</b>	<b>25-90</b>
3-point FG pct	.380	.278
3-pt FG made per game	8.2	5.0
<b>Free throws-att</b>	<b>53-73</b>	<b>53-72</b>
Free throw pct	.726	.736
F-Throws made per game	10.6	10.6
<b>Rebounds</b>	<b>166</b>	<b>160</b>
Rebounds per game	33.2	32.0
Rebounding margin	+1.2	-
<b>Assists</b>	<b>80</b>	<b>55</b>
Assists per game	16.0	11.0
<b>Turnovers</b>	<b>38</b>	<b>80</b>
Turnovers per game	7.6	16.0
Turnover margin	+8.4	-
Assist/turnover ratio	2.1	0.7
<b>Steals</b>	<b>44</b>	<b>15</b>
Steals per game	8.8	3.0
<b>Blocks</b>	<b>16</b>	<b>28</b>
Blocks per game	3.2	5.6
<b>Winning streak</b>	<b>5</b>	<b>-</b>
Home win streak	0	-
<b>Attendance</b>	<b>0</b>	<b>0</b>
Home games-Avg/Game	0-0	0-0
Neutral site-Avg/Game	-	5-2671

**Team Results**

Date	Opponent		Score	Att.
03/19/2021	vs Hartford	W	79-55	5837
03/21/2021	vs Wisconsin	W	76-63	0
03/27/2021	vs Villanova	W	62-51	0
03/29/2021	vs Arkansas	W	81-72	7519
04/03/2021	vs Houston	W	78-59	0

**2021 NCAA TOURNAMENT FIRST ROUND – #1 BAYLOR 79, #16 HARTFORD 55**



Official Basketball Box Score - Final

**Hartford at Baylor**

03/19/21 Lucas Oil Stadium, Indianapolis, IN

NCAA Division I Men's Basketball Championship - First Round

Game Time: 3:30 PM

Game Duration: 2:03

Attendance: 5,837

Officials: Tony Padilla, Greg Nixon, Matt Potter

Hartford - 55

Record: 15-9

NO.	Name	Min	FG			3P			FT			Rebounds			Fouls		TP	AS	TO	ST	Blocks		+/-
			M-A	M-A	M-A	OR	DR	TOT	PF	FD	BS	BA											
0	Hunter Marks	F 38:38	2-7	0-2	1-2	1	3	4	1	2	5	1	2	3	0	1	3	0	1	1	1	-26	
12	Miroslav Staffl	F 33:36	3-7	1-1	1-3	1	2	3	2	1	8	0	4	0	3	0	4	0	3	0	0	-17	
2	D.J. Mitchell	G 00:16	0-0	0-0	0-0	0	0	0	0	1	0	0	0	0	0	0	0	0	0	0	0	0	
20	Austin Williams	G 38:38	7-14	2-6	3-3	1	6	7	2	3	19	3	4	2	1	2	3	4	2	1	2	-26	
25	Traci Carter	G 37:40	2-12	2-8	5-5	0	9	9	4	4	11	6	7	1	0	7	1	0	2	0	2	-27	
11	PJ Henry	32:56	3-10	0-4	2-2	0	2	2	5	4	8	1	4	2	0	1	4	2	0	1	0	-8	
15	Thomas Webley	07:14	0-0	0-0	0-0	1	1	2	1	0	0	0	0	0	0	0	0	0	0	2	0	-17	
23	Michael Dunne	03:14	0-1	0-1	0-0	0	1	1	0	0	0	0	0	2	0	0	0	0	0	0	0	-10	
1	Briggs McClain	02:20	2-3	0-0	0-0	0	1	1	0	0	4	0	0	0	0	0	0	0	0	0	0	3	
3	Jakub Dombek	01:22	0-0	0-0	0-0	0	0	0	0	0	0	0	0	0	0	0	0	0	0	0	0	2	
5	Cameron McCravy	01:22	0-0	0-0	0-0	0	0	0	0	0	0	0	0	0	0	0	0	0	0	0	0	2	
14	Rastislav Sipkovsky	01:22	0-0	0-0	0-0	0	1	1	0	0	0	0	0	0	0	0	0	0	0	0	0	2	
21	Matt Hobbs	00:53	0-0	0-0	0-0	0	0	0	0	0	0	0	0	0	0	0	0	0	0	0	0	0	
22	AJ Gray	00:29	0-0	0-0	0-0	0	0	0	0	0	0	0	0	0	0	0	0	0	0	0	0	2	
Team								3	2	5				0		0							
<b>Totals</b>			19-54	5-22	12-15	7	28	35	15	15	55	11	24	5	7	6							-24

Shooting By Period		
1 <sup>st</sup> FG%	8-27	29.6%
3PT%	3-12	25.0%
FT%	2-5	40%
2 <sup>nd</sup> FG%	11-27	40.7%
3PT%	2-10	20.0%
FT%	10-10	100%
GM FG%	19-54	35.2%
3PT%	5-22	22.7%
FT%	12-15	80.0%

Dead Ball Rebounds: 2, 2

Technical Fouls: NONE

Baylor - 79

Record: 23-2

NO.	Name	Min	FG			3P			FT			Rebounds			Fouls		TP	AS	TO	ST	Blocks		+/-
			M-A	M-A	M-A	OR	DR	TOT	PF	FD	BS	BA											
0	Flo Thamba	F 21:31	2-4	0-0	1-2	2	2	4	1	1	5	0	0	1	1	2	28	0	0	1	1	2	28
11	Mark Vital	F 10:50	0-0	0-0	0-0	1	3	4	5	0	0	0	0	0	0	2	29	0	0	0	1	0	2
12	Jared Butler	G 32:59	5-16	1-8	2-2	0	4	4	3	4	13	9	3	5	0	2	29	9	3	5	0	2	29
31	MaCio Teague	G 27:35	9-17	4-8	0-0	2	2	4	1	1	22	0	1	1	1	6	6	0	1	1	1	0	6
45	Davion Mitchell	G 31:14	5-10	2-6	0-0	1	5	6	2	2	12	3	2	3	2	25	12	3	2	3	2	0	25
24	Matthew Mayer	20:56	3-7	1-2	1-2	2	7	9	1	3	8	2	1	2	1	13	8	2	1	2	1	1	13
23	Jonathan Tchamwa Tchatchoua	16:09	2-7	0-0	0-0	1	2	3	2	0	4	1	1	1	1	0	0	1	1	0	1	0	
10	Adam Flagler	22:46	4-7	3-5	1-2	3	1	4	1	2	12	1	2	2	0	31	12	1	2	2	0	0	31
4	LJ Cryer	05:28	0-3	0-3	1-2	1	1	2	0	1	1	0	0	0	0	0	0	0	0	0	0	0	0
5	Jordan Turner	03:32	0-2	0-0	0-0	1	1	2	0	0	0	0	0	0	0	-2	0	0	0	0	0	1	-2
13	Jackson Moffatt	02:20	0-1	0-1	0-0	0	0	0	0	1	0	0	0	0	0	-4	0	0	0	0	0	0	-4
32	Zach Loveday	02:20	0-0	0-0	0-0	0	0	0	0	0	0	0	0	0	0	-4	0	0	0	0	0	0	-4
35	Mark Paterson	02:20	1-1	0-0	0-0	0	0	0	0	0	2	0	0	0	0	-4	0	0	0	0	0	0	-4
Team								0	1	1				0		0							
<b>Totals</b>			31-75	11-33	6-10	14	29	43	16	15	79	16	10	15	6	7	24						

Shooting By Period		
1 <sup>st</sup> FG%	15-31	48.4%
3PT%	4-11	36.4%
FT%	3-4	75%
2 <sup>nd</sup> FG%	16-44	36.4%
3PT%	7-22	31.8%
FT%	3-6	50%
GM FG%	31-75	41.3%
3PT%	11-33	33.3%
FT%	6-10	60.0%

Dead Ball Rebounds: 4, 0

Technical Fouls: Vital 2<sup>nd</sup> 14:19

	HART	BAY
Biggest lead	4 (1 <sup>st</sup> 13:41)	29 (2 <sup>nd</sup> 2:39)
Best Scoring Run	9 (2 <sup>nd</sup> 14:19)	13 (1 <sup>st</sup> 0:31)
Lead Changes	7	
Times Tied	1	
Time with Lead	04:18	33:54

	HART	BAY
Points from		
Turnovers	6	22
Paint	28	32
Second Chance	6	17
Fast Breaks	11	10
Bench	12	27

	Period by Period Scoring		
	1st	2nd	TOT
HART	21	34	55
BAY	37	42	79

**2021 NCAA TOURNAMENT SECOND ROUND – #1 BAYLOR 76, #9 WISCONSIN 63**



Official Basketball Box Score - Final  
**Wisconsin at Baylor**  
 03/21/21 Hinkle Fieldhouse, Indianapolis, Ind.  
 2020-21 Men's Basketball

Game Time: 2:40 PM  
 Game Duration: 2:08

Officials: DJ Carstensen, Lee Cassell, Marques Pettigrew

Wisconsin - 63

Record: 18-13

NO.	Name	Min	FG			Rebounds			Fouls		TP	AS	TO	ST	Blocks		+/-
			M-A	M-A	M-A	OR	DR	TOT	PF	FD					BS	BA	
2	Aleem Ford	F 29:22	3-5	1-2	1-2	2	3	5	2	1	8	0	0	0	0	0	-13
5	Tyler Wahl	F 21:29	1-1	0-0	2-2	1	2	3	2	3	4	1	0	0	1	0	-14
35	Nate Reuvers	F 17:56	5-7	1-1	0-0	2	2	4	2	1	11	1	1	0	1	0	4
0	D'Mitrik Trice	G 36:46	5-17	2-8	0-0	1	1	2	1	2	12	4	4	0	0	0	-11
34	Brad Davison	G 37:32	3-11	2-6	0-0	0	3	3	3	5	8	4	3	0	0	0	-14
1	Jonathan Davis	23:29	4-5	1-1	1-1	0	2	2	4	1	10	0	3	0	0	0	-7
11	Micah Potter	27:10	4-9	1-3	1-2	1	9	10	4	2	10	3	2	0	3	0	-9
12	Trevor Anderson	05:08	0-0	0-0	0-0	0	0	0	0	0	0	0	0	0	0	0	-1
4	Carter Higginbottom	00:17	0-0	0-0	0-0	0	0	0	0	0	0	0	0	0	0	0	0
13	Justin Taphorn	00:17	0-0	0-0	0-0	0	0	0	0	0	0	0	0	0	0	0	0
14	Carter Gilmore	00:17	0-0	0-0	0-0	0	0	0	0	0	0	0	0	0	0	0	0
24	Jordan Davis	00:17	0-0	0-0	0-0	0	0	0	0	0	0	0	0	0	0	0	0
Team						0	3	3			0		1				
<b>Totals</b>			25-55	8-21	5-7	7	25	32	18	15	63	13	14	0	5	0	-13

Shooting By Period		
1 <sup>st</sup> FG%	11-23	47.8%
3PT%	5-9	55.6%
FT%	2-2	100%
2 <sup>nd</sup> FG%	14-32	43.8%
3PT%	3-12	25.0%
FT%	3-5	60%
GM FG%	25-55	45.5%
3PT%	8-21	38.1%
FT%	5-7	71.4%

Dead Ball Rebounds: 2, 0

Technical Fouls::NONE

Baylor - 76

Record: 24-2

NO.	Name	Min	FG			Rebounds			Fouls		TP	AS	TO	ST	Blocks		+/-
			M-A	M-A	M-A	OR	DR	TOT	PF	FD					BS	BA	
0	Flo Thamba	F 16:29	1-4	0-0	2-2	2	1	3	1	3	4	0	0	0	0	1	2
11	Mark Vital	F 26:45	3-4	0-0	0-0	2	5	7	0	0	6	1	0	0	0	0	7
12	Jared Butler	G 28:40	5-11	2-4	4-6	0	4	4	4	4	16	2	1	1	0	1	10
31	MaCio Teague	G 34:26	3-11	1-3	2-2	0	2	2	2	2	9	2	0	0	0	2	12
45	Davion Mitchell	G 37:04	6-8	2-3	2-4	0	1	1	3	4	16	8	3	2	0	0	14
10	Adam Flagler	21:45	1-3	1-2	3-3	0	0	0	2	2	6	0	0	1	0	0	7
23	Jonathan Tchamwa Tchatchoua	09:01	1-2	0-0	0-0	0	1	1	3	0	2	1	0	0	0	0	0
24	Matthew Mayer	24:25	5-12	2-5	5-6	1	5	6	0	3	17	1	0	2	0	1	13
4	LJ Cryer	00:17	0-0	0-0	0-0	0	0	0	0	0	0	0	0	0	0	0	0
5	Jordan Turner	00:17	0-0	0-0	0-0	0	0	0	0	0	0	0	0	0	0	0	0
13	Jackson Moffatt	00:17	0-0	0-0	0-0	0	1	1	0	0	0	0	0	0	0	0	0
32	Zach Loveday	00:17	0-0	0-0	0-0	0	0	0	0	0	0	0	0	0	0	0	0
35	Mark Paterson	00:17	0-0	0-0	0-0	0	0	0	0	0	0	0	0	0	0	0	0
Team						2	3	5			0		0				
<b>Totals</b>			25-55	8-17	18-23	7	23	30	15	18	76	15	4	6	0	5	13

Shooting By Period		
1 <sup>st</sup> FG%	16-30	53.3%
3PT%	5-11	45.5%
FT%	5-6	83.3%
2 <sup>nd</sup> FG%	9-25	36.0%
3PT%	3-6	50.0%
FT%	13-17	76.5%
GM FG%	25-55	45.5%
3PT%	8-17	47.1%
FT%	18-23	78.3%

Dead Ball Rebounds: 3, 0

Technical Fouls::NONE

	Wisc	Baylor	Points from		Period by Period Scoring			
Biggest lead	5 (1 <sup>st</sup> 18:02)	18 (2 <sup>nd</sup> 18:08)	Wisc	Baylor	1st	2nd	TOT	
Best Scoring Run	6(2 <sup>nd</sup> 16:34)	9(1 <sup>st</sup> 10:00)	26	26	Wisc	29	34	63
Lead Changes	1		9	11	Baylor	42	34	76
Times Tied	3		0	9				
Time with Lead	03:40	33:32	20	25				

**2021 NCAA TOURNAMENT SWEET 16 – #1 BAYLOR 62, #5 VILLANOVA 51**



Official Basketball Box Score - Final  
**Villanova at Baylor**  
 03/27/21 Hinkle Fieldhouse, Indianapolis, Ind.  
 2020-21 Men's Basketball

Game Time: 5:15 PM  
 Game Duration: 2:06

Officials: James Breeding, Gerry Pollard, Byron Jarrett

Villanova - 51

Record: 18-7

NO.	Name	F	Min	FG			3P			FT			Rebounds			Fouls		TP	AS	TO	ST	Blocks		+/-
				M-A	M-A	M-A	M-A	M-A	OR	DR	TOT	PF	FD	BS	BA									
23	Jermaine Samuels	F	29:51	4-6	0-2	8-8	2	2	4	1	7	16	2	3	0	0	0	0	0	0	0	-9		
24	Jeremiah Robinson-Earl	F	37:52	4-7	0-0	0-1	5	7	12	1	3	8	2	2	1	1	1	1	1	1	-10			
4	Chris Arcidiacono	G	09:37	1-2	1-2	0-0	0	1	1	0	0	3	0	1	0	0	0	0	0	-5				
5	Justin Moore	G	34:58	7-14	1-6	0-0	1	4	5	3	0	15	3	3	0	0	1	0	0	-8				
14	Caleb Daniels	G	31:55	1-11	1-6	0-0	1	3	4	1	1	3	0	4	0	0	0	3	0	0				
10	Cole Swider		10:14	0-1	0-1	0-0	0	0	0	2	0	0	0	0	0	0	0	0	0	-8				
1	Bryan Antoine		10:54	0-0	0-0	0-0	0	1	1	3	0	0	1	0	0	0	0	0	0	-10				
3	Brandon Slater		22:03	2-3	0-0	0-0	0	1	1	2	0	4	0	2	0	2	0	2	0	2				
43	Eric Dixon		12:36	1-2	0-0	0-2	0	2	2	1	1	2	0	0	0	0	3	0	0	-7				
Team												0	1	1										
<b>Totals</b>				20-46	3-17	8-11	9	22	31	14	12	51	8	16	1	6	5	-11						

Shooting By Period		
1 <sup>st</sup>	FG%	11-22 50.0%
	3PT%	3-8 37.5%
	FT%	5-8 62.5%
2 <sup>nd</sup>	FG%	9-24 37.5%
	3PT%	0-9 0.0%
	FT%	3-3 100%
<b>GM</b>	FG%	20-46 43.5%
	3PT%	3-17 17.6%
	FT%	8-11 72.7%

Dead Ball Rebounds: 1, 0

Technical Fouls::NONE

Baylor - 62

Record: 25-2

NO.	Name	F	Min	FG			3P			FT			Rebounds			Fouls		TP	AS	TO	ST	Blocks		+/-
				M-A	M-A	M-A	M-A	M-A	OR	DR	TOT	PF	FD	BS	BA									
0	Flo Thamba	F	18:54	2-5	0-0	0-0	2	0	2	3	1	4	0	0	1	1	0	8						
11	Mark Vital	F	23:09	3-5	0-0	0-0	2	7	9	4	0	6	0	1	0	0	-1							
12	Jared Butler	G	36:05	4-14	1-9	0-3	1	1	2	1	5	9	3	2	2	1	15							
31	MaCio Teague	G	35:33	2-6	0-1	1-1	3	1	4	0	2	5	2	1	1	2	14							
45	Davion Mitchell	G	35:32	7-13	0-3	0-0	0	1	1	1	2	14	2	1	2	1	9							
23	Jonathan Tchamwa Tchatchoua		14:46	1-4	0-0	0-0	2	1	3	1	0	2	1	0	0	0	6							
10	Adam Flagler		23:31	4-6	2-3	6-6	0	3	3	1	4	16	1	0	1	0	-3							
24	Matthew Mayer		12:30	3-6	0-3	0-0	1	2	3	1	0	6	0	0	1	0	7							
Team												2	2	4										
<b>Totals</b>				26-59	3-19	7-10	13	18	31	12	14	62	9	6	8	5	6	11						

Shooting By Period		
1 <sup>st</sup>	FG%	10-29 34.5%
	3PT%	2-12 16.7%
	FT%	1-3 33.3%
2 <sup>nd</sup>	FG%	16-30 53.3%
	3PT%	1-7 14.3%
	FT%	6-7 85.7%
<b>GM</b>	FG%	26-59 44.1%
	3PT%	3-19 15.8%
	FT%	7-10 70.0%

Dead Ball Rebounds: 1, 1

Technical Fouls::NONE

	Nova	Baylor	Points from		Period by Period Scoring		
<b>Biggest lead</b>	7 (1 <sup>st</sup> 0:42)	13 (2 <sup>nd</sup> 0:27)	Turnovers	4	22		
<b>Best Scoring Run</b>	13 (1 <sup>st</sup> 5:20)	10 (1 <sup>st</sup> 8:33)	Paint	32	40	1st	2nd
<b>Lead Changes</b>	5		Second Chance	16	10	Nova	TOT
<b>Times Tied</b>	7		Fast Breaks	0	7	Baylor	
<b>Time with Lead</b>	20:13	13:37	Bench	6	24		

**2021 NCAA TOURNAMENT ELITE 8 – #1 BAYLOR 81, #3 ARKANSAS 72**



Official Basketball Box Score - Final

**Arkansas at Baylor**

03/29/21 Lucas Oil Stadium, Indianapolis, IN

NCAA Division I Men's Basketball Championship - Elite 8

Game Time: 10:03 PM

Game Duration: 2:05

Attendance: 7,519

Officials: Terry Oglesby, Jeff Clark, Paul Szelc

**Arkansas - 72**

Record: 25-7

NO.	Name	Min	FG			Rebounds			Fouls		TP	AS	TO	ST	Blocks		+/-
			M-A	M-A	M-A	OR	DR	TOT	PF	FD					BS	BA	
0	Justin Smith	F 36:46	5-9	0-0	0-0	1	5	6	4	0	10	3	0	2	1	2	1
10	Jaylin Williams	F 15:33	4-5	0-0	0-0	3	1	4	1	2	8	0	1	0	1	0	-19
4	Davonte Davis	G 31:49	6-13	0-2	2-2	2	4	6	2	4	14	2	2	1	0	0	-13
5	Moses Moody	G 32:49	2-10	0-4	7-8	2	3	5	2	4	11	1	3	0	1	2	-11
11	Jalen Tate	G 35:07	3-7	1-1	6-8	2	2	4	3	8	13	2	6	1	1	1	-7
1	JD Notae	14:47	5-6	2-2	2-3	0	0	0	5	2	14	1	3	0	1	0	3
3	Desi Sills	30:44	1-4	0-2	0-2	0	6	6	1	1	2	4	0	1	0	0	6
24	Ethan Henderson	02:25	0-0	0-0	0-0	0	0	0	0	0	0	0	0	0	0	0	-5
Team						1	2	3			0						
<b>Totals</b>			26-54	3-11	17-23	11	23	34	18	21	72	13	15	5	5	5	-9

Shooting By Period		
1 <sup>st</sup> FG%	15-24	62.5%
3PT%	3-4	75.0%
FT%	5-10	50%
2 <sup>nd</sup> FG%	11-30	36.7%
3PT%	0-7	0.0%
FT%	12-13	92.3%
GM FG%	26-54	48.1%
3PT%	3-11	27.3%
FT%	17-23	73.9%

Dead Ball Rebounds: 4, 0

Technical Fouls::NONE

**Baylor - 81**

Record: 26-2

NO.	Name	Min	FG			Rebounds			Fouls		TP	AS	TO	ST	Blocks		+/-
			M-A	M-A	M-A	OR	DR	TOT	PF	FD					BS	BA	
0	Flo Thamba	F 12:58	2-3	0-0	0-0	2	2	4	1	3	4	1	0	0	0	1	1
11	Mark Vital	F 17:56	2-4	0-0	0-0	3	1	4	5	2	4	1	0	1	1	1	7
12	Jared Butler	G 32:36	4-11	2-3	4-4	1	2	3	2	3	14	5	3	0	0	3	3
31	MaCio Teague	G 36:42	8-18	3-7	3-3	0	5	5	2	2	22	0	0	0	2	0	0
45	Davion Mitchell	G 28:41	6-11	0-0	0-3	0	1	1	3	3	12	6	1	1	0	0	17
10	Adam Flagler	26:35	2-6	2-2	4-4	0	0	0	3	3	10	3	1	4	1	0	1
23	Jonathan Tchamwa Tchatchoua	24:04	3-3	0-0	2-3	3	3	6	2	2	8	0	1	0	1	0	10
24	Matthew Mayer	20:28	3-6	1-3	0-0	1	2	3	3	0	7	1	2	3	0	0	6
Team						1	2	3			0		1				
<b>Totals</b>			30-62	8-15	13-17	11	18	29	21	18	81	17	9	9	5	5	9

Shooting By Period		
1 <sup>st</sup> FG%	18-32	56.3%
3PT%	4-7	57.1%
FT%	6-7	85.7%
2 <sup>nd</sup> FG%	12-30	40.0%
3PT%	4-8	50.0%
FT%	7-10	70%
GM FG%	30-62	48.4%
3PT%	8-15	53.3%
FT%	13-17	76.5%

Dead Ball Rebounds: 2, 1

Technical Fouls::NONE

	ARK	BAY
Biggest lead	0 (1 <sup>st</sup> 20:00)	18 (1 <sup>st</sup> 11:01)
Best Scoring Run	9 (1 <sup>st</sup> 1:05)	8 (1 <sup>st</sup> 11:01)
Lead Changes	0	
Times Tied	0	
Time with Lead	00:00	39:44

Points from	ARK	BAY
Turnovers	6	21
Paint	40	36
Second Chance	11	10
Fast Breaks	15	11
Bench	16	25

	Period by Period Scoring		
	1st	2nd	TOT
ARK	38	34	72
BAY	46	35	81

**2021 NCAA TOURNAMENT FINAL FOUR – #1 BAYLOR 78, #2 HOUSTON 59**



Official Basketball Box Score - Final

Game Time: 5:14 PM

**Houston at Baylor**

Game Duration: 1:59

04/03/21 Lucas Oil Stadium, Indianapolis, IN

NCAA Division I Men's Basketball Championship - Final Four

Officials: Doug Simmons, Pat Adams, Chris Rastatter

Houston - 59

Record: 28-4

NO.	Name	Min	FG			3P			FT			Rebounds			Fouls		TP	AS	TO	ST	Blocks		+/-
			M-A	M-A	M-A	OR	DR	TOT	PF	FD	BS	BA											
4	Justin Gorham	F 26:24	1-2	0-0	1-2	3	3	6	1	2	3	3	2	2	2	2	0	0	0	2	0	0	-13
32	Reggie Chaney	F 17:28	2-3	0-0	2-2	2	0	2	0	1	6	0	0	0	1	0	0	0	1	0	1	0	1
0	Marcus Sasser	G 39:09	7-14	5-9	1-3	1	3	4	1	3	20	2	0	0	0	0	0	0	0	0	0	0	-20
3	DeJon Jarreau	G 31:38	3-10	0-2	0-1	1	1	2	2	3	6	1	5	0	0	0	0	0	0	0	0	0	-19
24	Quentin Grimes	G 36:54	4-12	1-8	4-4	0	2	2	1	4	13	2	2	2	2	1	0	0	1	0	0	-19	
35	Fabian White Jr	18:30	1-6	0-0	2-2	5	0	5	3	2	4	2	1	0	1	0	0	0	1	0	0	-14	
55	Brison Gresham	03:38	0-0	0-0	0-0	0	1	1	1	0	0	0	0	0	0	0	0	0	0	0	0	-4	
12	Tramon Mark	20:14	2-6	0-0	0-0	0	1	1	1	2	4	0	0	0	0	0	0	0	0	0	0	-16	
1	Jamal Shead	01:46	1-2	0-0	1-2	1	1	2	0	1	3	0	0	0	0	0	0	0	0	0	0	3	
13	J'Wan Roberts	01:46	0-0	0-0	0-0	0	0	0	0	0	0	0	0	0	0	0	0	0	0	0	0	3	
5	Cameron Tyson	00:51	0-0	0-0	0-0	0	0	0	0	0	0	0	0	0	0	0	0	0	0	0	0	1	
20	Ryan Elvin	00:51	0-0	0-0	0-0	0	0	0	0	0	0	0	0	0	0	0	0	0	0	0	0	1	
52	Kiyron Powell	00:51	0-0	0-0	0-0	0	0	0	0	0	0	0	0	0	0	0	0	0	0	0	0	1	
Team						1	2	3			0			1									
<b>Totals</b>			21-55	6-19	11-16	14	14	28	10	18	59	10	11	4	5	0	0	-19					

Shooting By Period		
1 <sup>st</sup> FG%	7-26	26.9%
3PT%	5-14	35.7%
FT%	1-2	50%
2 <sup>nd</sup> FG%	14-29	48.3%
3PT%	1-5	20.0%
FT%	10-14	71.4%
GM FG%	21-55	38.2%
3PT%	6-19	31.6%
FT%	11-16	68.8%

Dead Ball Rebounds: 4, 0

Technical Fouls::NONE

Baylor - 78

Record: 27-2

NO.	Name	Min	FG			3P			FT			Rebounds			Fouls		TP	AS	TO	ST	Blocks		+/-
			M-A	M-A	M-A	OR	DR	TOT	PF	FD	BS	BA											
0	Flo Thamba	F 16:00	2-2	0-0	0-0	1	3	4	2	2	4	0	2	1	1	0	0	0	0	0	0	6	
11	Mark Vital	F 15:04	1-1	0-0	0-0	0	1	1	4	0	2	0	1	1	0	0	0	0	0	0	0	-1	
12	Jared Butler	G 33:02	6-9	4-5	1-1	1	4	5	2	2	17	4	3	2	0	1	22					22	
31	MaCio Teague	G 29:23	4-9	1-5	2-4	0	2	2	2	2	11	6	0	1	0	2	5					5	
45	Davion Mitchell	G 36:04	4-11	3-6	1-2	0	2	2	2	1	12	11	0	1	0	0	18					18	
10	Adam Flagler	23:08	3-6	1-2	0-0	2	1	3	1	0	7	1	0	0	0	0	22					22	
23	Jonathan Tchamwa Tchatchoua	21:25	3-5	0-0	5-6	4	2	6	1	3	11	1	0	0	0	1	16					16	
24	Matthew Mayer	18:54	5-10	2-5	0-0	2	2	4	3	0	12	0	2	0	0	1	18					18	
4	LJ Cryer	01:46	0-1	0-1	0-0	0	0	0	0	0	0	0	0	0	0	0	-3					-3	
5	Jordan Turner	01:46	0-0	0-0	0-0	0	0	0	0	0	0	0	0	0	0	0	-3					-3	
32	Zach Loveday	01:46	0-0	0-0	0-0	0	0	0	0	0	0	0	0	0	0	0	-3					-3	
13	Jackson Moffatt	00:51	0-0	0-0	0-0	0	0	0	1	0	0	0	0	0	0	0	-1					-1	
35	Mark Paterson	00:51	1-1	0-0	0-0	1	0	1	0	0	2	0	0	0	0	0	-1					-1	
Team						2	3	5			0			1									
<b>Totals</b>			29-55	11-24	9-13	13	20	33	18	10	78	23	9	6	0	5	19						

Shooting By Period		
1 <sup>st</sup> FG%	16-28	57.1%
3PT%	8-15	53.3%
FT%	5-7	71.4%
2 <sup>nd</sup> FG%	13-27	48.1%
3PT%	3-9	33.3%
FT%	4-6	66.7%
GM FG%	29-55	52.7%
3PT%	11-24	45.8%
FT%	9-13	69.2%

Dead Ball Rebounds: 3, 1

Technical Fouls::NONE

	HOU	BAY	Points from		Period by Period Scoring				
Biggest lead	3 (1 <sup>st</sup> 19:00)	25 (1 <sup>st</sup> 0:01)	HOU	BAY	1st	2nd	TOT		
Best Scoring Run	6 (2 <sup>nd</sup> 13:06)	11 (1 <sup>st</sup> 4:09)	8	14	HOU	20	39	59	
Lead Changes	3		Paint	20	24	BAY	45	33	78
Times Tied	2		Second Chance	17	13				
Time with Lead	01:02	36:36	Fast Breaks	0	10				
			Bench	11	32				

## 2020-21 TEAM GAME-BY-GAME



**2020-21 Baylor Men's Basketball  
Team Game-by-Game  
All games**

Page 1/1  
as of Apr 04, 2021

Opponent	Date	Score		Total		3-Pointers		Free throws		Rebounds				PF	A	TO	BLK	STL	PTS	AVG
				FG-FGA	PCT	3FG-FGA	PCT	FT-FTA	PCT	OFF	DEF	TOT	AVG							
vs Louisiana	11/28/2020	112-82	W	45-80	.563	15-27	.556	7-13	.538	15	26	41	41.0	15	25	10	1	12	112	112.0
vs Washington	11/29/2020	86-52	W	34-67	.507	13-29	.448	5-11	.455	21	29	50	45.5	14	21	16	6	3	86	99.0
vs Illinois	12/02/2020	82-69	W	30-66	.455	7-18	.389	15-24	.625	16	22	38	43.0	16	14	7	4	7	82	93.3
SFA	12/09/2020	83-52	W	25-51	.490	9-20	.450	24-27	.889	7	21	28	39.3	22	20	20	4	14	83	90.8
at Kansas St.	12/19/2020	100-69	W	37-64	.578	15-32	.469	11-18	.611	16	25	41	39.6	14	24	12	1	9	100	92.6
Ark.-Pine Bluff	12/21/2020	99-42	W	37-71	.521	11-23	.478	14-17	.824	13	29	42	40.0	14	25	5	4	9	99	93.7
Central Ark.	12/29/2020	93-56	W	37-74	.500	13-30	.433	6-8	.750	9	34	43	40.4	9	25	10	3	14	93	93.6
Alcorn	12/30/2020	105-76	W	34-63	.540	12-28	.429	25-31	.806	18	19	37	40.0	23	23	12	5	10	105	95.0
at Iowa St.	01/02/2021	76-65	W	26-55	.473	4-19	.211	20-29	.690	9	25	34	39.3	15	10	17	6	13	76	92.9
Oklahoma	01/06/2021	76-61	W	28-58	.483	10-24	.417	10-12	.833	12	29	41	39.5	17	13	13	5	5	76	91.2
at TCU	01/09/2021	67-49	W	25-55	.455	6-19	.316	11-19	.579	9	23	32	38.8	20	17	10	3	10	67	89.0
at Texas Tech	01/16/2021	68-60	W	23-55	.418	9-24	.375	13-22	.591	12	25	37	38.7	18	6	16	3	8	68	87.3
Kansas	01/18/2021	77-69	W	28-52	.538	9-19	.474	12-13	.923	10	19	29	37.9	17	14	18	3	10	77	86.5
at Oklahoma St.	01/23/2021	81-66	W	31-65	.477	10-24	.417	9-14	.643	13	21	34	37.6	19	19	10	9	10	81	86.1
Kansas St.	01/27/2021	107-59	W	41-71	.577	17-28	.607	8-11	.727	13	28	41	37.9	20	23	13	4	14	107	87.5
Auburn	01/30/2021	84-72	W	31-72	.431	11-30	.367	11-18	.611	17	26	43	38.2	15	17	9	7	7	84	87.3
at Texas	02/02/2021	83-69	W	34-58	.586	11-21	.524	4-4	1.000	5	21	26	37.5	18	13	12	1	10	83	87.0
Iowa St.	02/23/2021	77-72	W	27-62	.435	8-25	.320	15-21	.714	14	22	36	37.4	11	10	12	4	9	77	86.4
at Kansas	02/27/2021	58-71	L	23-66	.348	6-26	.231	6-16	.375	13	15	28	36.9	23	10	3	1	5	58	84.9
at West Virginia	03/02/2021	94-89	Wot	36-70	.514	13-31	.419	9-14	.643	14	17	31	36.6	22	16	14	3	8	94	85.4
Oklahoma St.	03/04/2021	81-70	W	30-59	.508	9-22	.409	12-18	.667	12	20	32	36.4	14	20	14	3	11	81	85.2
Texas Tech	03/07/2021	88-73	W	29-55	.527	15-24	.625	15-22	.682	14	26	40	36.5	19	19	12	2	4	88	85.3
vs Kansas St.	03/11/2021	74-68	W	26-49	.531	9-22	.409	13-14	.929	8	22	30	36.3	17	14	21	4	8	74	84.8
vs Oklahoma St.	03/12/2021	74-83	L	29-75	.387	6-28	.214	10-13	.769	19	22	41	36.5	20	11	12	4	5	74	84.4
vs Hartford	03/19/2021	79-55	W	31-75	.413	11-33	.333	6-10	.600	14	29	43	36.7	16	16	10	6	15	79	84.2
vs Wisconsin	03/21/2021	76-63	W	25-55	.455	8-17	.471	18-23	.783	7	23	30	36.5	15	15	4	0	6	76	83.8
vs Villanova	03/27/2021	62-51	W	26-59	.441	3-19	.158	7-10	.700	13	18	31	36.3	12	9	6	5	8	62	83.0
vs Arkansas	03/29/2021	81-72	W	30-62	.484	8-15	.533	13-17	.765	11	18	29	36.0	21	17	9	5	9	81	83.0
vs Houston	04/03/2021	78-59	W	29-55	.527	11-24	.458	9-13	.692	13	20	33	35.9	18	23	9	0	6	78	82.8
<b>Total</b>		<b>2401</b>		<b>887-1819</b>	<b>.488</b>	<b>289-701</b>	<b>.412</b>	<b>338-482</b>	<b>.701</b>	<b>367</b>	<b>674</b>	<b>1041</b>	<b>35.9</b>	<b>494</b>	<b>489</b>	<b>336</b>	<b>106</b>	<b>259</b>	<b>2401</b>	<b>82.8</b>
Opponents		1894		686-1593	.431	180-546	.330	342-493	.694	302	627	929	32.0	476	352	496	120	163	1894	65.3

**Baylor Averages**

Games Played	Points/game	FG Pct	3FG Pct	FT Pct	Rebounds/game	Assists/game	Turnovers/game	Assist/Turnover ratio	Steals/game	Blocks/game
29	82.8	48.8	41.2	70.1	35.9	16.9	11.6	1.5	8.9	3.7

**2020-21 OPPONENT GAME-BY-GAME**



**2020-21 Baylor Men's Basketball  
Opponents Game-by-Game  
All games**

Page 1/1  
as of Apr 04, 2021

Opponent	Date	Score	W	Total		3-Pointers		Free throws		Rebounds				PF	A	TO	BLK	STL	PTS	AVG
				FG-FGA	PCT	3FG-FGA	PCT	FT-FTA	PCT	OFF	DEF	TOT	AVG							
vs Louisiana	11/28/2020	112-82	W	32-61	.525	6-19	.316	12-16	.750	6	23	29	29.0	15	12	19	3	5	82	82.0
vs Washington	11/29/2020	86-52	W	19-52	.365	5-24	.208	9-12	.750	5	14	19	24.0	14	12	14	6	8	52	67.0
vs Illinois	12/02/2020	82-69	W	26-59	.441	7-18	.389	10-16	.625	11	24	35	27.7	20	16	12	4	3	69	67.7
SFA	12/09/2020	83-52	W	18-44	.409	1-9	.111	15-27	.556	12	21	33	29.0	26	4	35	4	10	52	63.8
at Kansas St.	12/19/2020	100-69	W	28-59	.475	6-21	.286	7-15	.467	12	13	25	28.2	13	18	14	0	7	69	64.8
Ark.-Pine Bluff	12/21/2020	99-42	W	15-53	.283	3-11	.273	9-13	.692	12	23	35	29.3	17	8	23	3	1	42	61.0
Central Ark.	12/29/2020	93-56	W	21-60	.350	12-26	.462	2-5	.400	7	28	35	30.1	11	16	24	4	5	56	60.3
Alcorn	12/30/2020	105-76	W	24-53	.453	6-17	.353	22-33	.667	14	14	28	29.9	21	10	18	1	9	76	62.3
at Iowa St.	01/02/2021	76-65	W	26-54	.481	6-15	.400	7-11	.636	6	24	30	29.9	26	9	21	3	11	65	62.6
Oklahoma	01/06/2021	76-61	W	22-61	.361	4-24	.167	13-14	.929	11	19	30	29.9	15	14	10	4	8	61	62.4
at TCU	01/09/2021	67-49	W	15-45	.333	6-19	.316	13-18	.722	11	27	38	30.6	16	10	22	3	8	49	61.2
at Texas Tech	01/16/2021	68-60	W	22-62	.355	6-24	.250	10-14	.714	18	24	42	31.6	20	5	20	9	8	60	61.1
Kansas	01/18/2021	77-69	W	25-52	.481	10-19	.526	9-12	.750	9	14	23	30.9	16	18	15	3	5	69	61.7
at Oklahoma St.	01/23/2021	81-66	W	23-54	.426	4-10	.400	16-25	.640	15	22	37	31.4	13	12	16	6	6	66	62.0
Kansas St.	01/27/2021	107-59	W	18-52	.346	5-21	.238	18-24	.750	5	18	23	30.8	16	10	21	0	8	59	61.8
Auburn	01/30/2021	84-72	W	28-68	.412	6-25	.240	10-15	.667	17	26	43	31.6	15	17	13	4	3	72	62.4
at Texas	02/02/2021	83-69	W	28-51	.549	10-22	.455	3-14	.214	8	19	27	31.3	9	13	17	5	6	69	62.8
Iowa St.	02/23/2021	77-72	W	29-60	.483	10-21	.476	4-5	.800	9	26	35	31.5	22	15	17	4	6	72	63.3
at Kansas	02/27/2021	58-71	L	25-49	.510	3-16	.188	18-26	.692	14	34	48	32.4	15	11	14	7	1	71	63.7
at West Virginia	03/02/2021	94-89	Wot	26-56	.464	9-23	.391	28-32	.875	13	23	36	32.6	17	14	16	5	6	89	65.0
Oklahoma St.	03/04/2021	81-70	W	28-52	.538	7-19	.368	7-11	.636	7	18	25	32.2	17	14	18	1	3	70	65.2
Texas Tech	03/07/2021	88-73	W	27-59	.458	9-18	.500	10-17	.588	10	17	27	32.0	21	13	7	5	5	73	65.6
vs Kansas St.	03/11/2021	74-68	W	22-54	.407	8-20	.400	16-20	.800	13	15	28	31.8	15	15	17	0	11	68	65.7
vs Oklahoma St.	03/12/2021	74-83	L	28-59	.475	6-15	.400	21-26	.808	9	29	38	32.0	11	11	13	8	5	83	66.4
vs Hartford	03/19/2021	79-55	W	19-54	.352	5-22	.227	12-15	.800	7	28	35	32.2	15	11	24	7	5	55	66.0
vs Wisconsin	03/21/2021	76-63	W	25-55	.455	8-21	.381	5-7	.714	7	25	32	32.2	18	13	14	5	0	63	65.8
vs Villanova	03/27/2021	62-51	W	20-46	.435	3-17	.176	8-11	.727	9	22	31	32.1	14	8	16	6	1	51	65.3
vs Arkansas	03/29/2021	81-72	W	26-54	.481	3-11	.273	17-23	.739	11	23	34	32.2	18	13	15	5	5	72	65.5
vs Houston	04/03/2021	78-59	W	21-55	.382	6-19	.316	11-16	.688	14	14	28	32.0	10	10	11	5	4	59	65.3
<b>Total</b>		<b>1894</b>		<b>686-1593</b>	<b>.431</b>	<b>180-546</b>	<b>.330</b>	<b>342-493</b>	<b>.694</b>	<b>302</b>	<b>627</b>	<b>929</b>	<b>32.0</b>	<b>476</b>	<b>352</b>	<b>496</b>	<b>120</b>	<b>163</b>	<b>1894</b>	<b>65.3</b>
Baylor		2401		887-1819	.488	289-701	.412	338-482	.701	367	674	1041	35.9	494	489	336	106	259	2401	82.8

**Opponents Averages**

Games Played	Points/game	FG Pct	3FG Pct	FT Pct	Rebounds/game	Assists/game	Turnovers/game	Assist/Turnover ratio	Steals/game	Blocks/game
29	65.3	43.1	33.0	69.4	32.0	12.1	17.1	0.7	5.6	4.1



## CAREER NCAA POSTSEASON STATS

JARED BUTLER																BAYLOR	
YEAR	GP-GS	MIN-AVG	FG-A	PCT	3FG-A	PCT	FT-A	PCT	OFF-DEF-TOT	AVG	PF-D	A	TO	B	S	TP	AVG
2019 (NCAA)	2-2	65-32.5	9-24	.375	5-17	.294	2-4	.500	1-7-8	4.0	4-0	5	4	0	3	25	12.5
2021 (NCAA)	5-5	163-32.7	24-61	.393	10-29	.345	11-16	.688	3-15-18	3.6	12-0	23	12	1	10	69	13.8
CAREER	7-7	228-32.6	33-85	.388	15-46	.326	13-20	.650	4-22-26	3.7	16-0	28	16	1	13	94	13.4

LJ CRYER																BAYLOR	
YEAR	GP-GS	MIN-AVG	FG-A	PCT	3FG-A	PCT	FT-A	PCT	OFF-DEF-TOT	AVG	PF-D	A	TO	B	S	TP	AVG
2021 (NCAA)	3-0	8-2.5	0-4	.000	0-4	.000	1-2	.500	1-1-2	0.7	0-0	0	0	0	0	1	0.3
CAREER	3-0	8-2.5	0-4	.000	0-4	.000	1-2	.500	1-1-2	0.7	0-0	0	0	0	0	1	0.3

ADAM FLAGLER																BAYLOR	
YEAR	GP-GS	MIN-AVG	FG-A	PCT	3FG-A	PCT	FT-A	PCT	OFF-DEF-TOT	AVG	PF-D	A	TO	B	S	TP	AVG
2021 (NCAA)	5-0	118-23.6	14-28	.500	9-14	.643	14-15	.933	5-5-10	2.0	8-0	6	3	1	8	51	10.2
CAREER	5-0	118-23.6	14-28	.500	9-14	.643	14-15	.933	5-5-10	2.0	8-0	6	3	1	8	51	10.2

ZACH LOVEDAY																BAYLOR	
YEAR	GP-GS	MIN-AVG	FG-A	PCT	3FG-A	PCT	FT-A	PCT	OFF-DEF-TOT	AVG	PF-D	A	TO	B	S	TP	AVG
2021 (NCAA)	3-0	4-1.5	0-0	.000	0-0	.000	0-0	.000	0-0-0	0.0	0-0	0	0	0	0	0	0.0
CAREER	3-0	4-1.5	0-0	.000	0-0	.000	0-0	.000	0-0-0	0.0	0-0	0	0	0	0	0	0.0

MATTHEW MAYER																BAYLOR	
YEAR	GP-GS	MIN-AVG	FG-A	PCT	3FG-A	PCT	FT-A	PCT	OFF-DEF-TOT	AVG	PF-D	A	TO	B	S	TP	AVG
2019 (NCAA)	2-0	7-3.5	1-1	1.000	0-0	.000	0-0	.000	0-0-0	0.0	0-0	0	1	0	0	2	1.0
2021 (NCAA)	5-0	97-19.4	19-41	.463	6-18	.333	6-8	.750	7-18-25	5.0	8-0	4	5	1	8	50	10.0
CAREER	7-0	104-14.9	20-42	.476	6-18	.333	6-8	.750	7-18-25	3.6	8-0	4	6	1	8	52	7.4

DAVION MITCHELL																AUBURN/BAYLOR	
YEAR	GP-GS	MIN-AVG	FG-A	PCT	3FG-A	PCT	FT-A	PCT	OFF-DEF-TOT	AVG	PF-D	A	TO	B	S	TP	AVG
2018 (NCAA)	2-0	37-18.5	3-8	.375	0-3	.000	0-2	.000	0-1-1	0.5	5-0	2	0	0	1	6	3.0
2021 (NCAA)	5-5	169-33.7	28-53	.528	7-18	.389	3-9	.333	1-10-11	2.2	11-0	30	7	3	9	66	13.2
CAREER	7-5	206-29.4	31-61	.508	7-21	.333	3-11	.273	1-11-12	1.7	16-0	32	7	3	10	72	10.3

JACKSON MOFFATT																BAYLOR	
YEAR	GP-GS	MIN-AVG	FG-A	PCT	3FG-A	PCT	FT-A	PCT	OFF-DEF-TOT	AVG	PF-D	A	TO	B	S	TP	AVG
2021 (NCAA)	3-0	3-1.2	0-1	.000	0-1	.000	0-0	.000	0-1-1	0.3	1-0	0	0	0	0	0	0.0
CAREER	3-0	3-1.2	0-1	.000	0-1	.000	0-0	.000	0-1-1	0.3	1-0	0	0	0	0	0	0.0

MARK PATERSON																BAYLOR	
YEAR	GP-GS	MIN-AVG	FG-A	PCT	3FG-A	PCT	FT-A	PCT	OFF-DEF-TOT	AVG	PF-D	A	TO	B	S	TP	AVG
2021 (NCAA)	3-0	3-1.2	2-2	1.000	0-0	.000	0-0	.000	1-0-1	0.3	0-0	0	0	0	0	4	1.3
CAREER	3-0	3-1.2	2-2	1.000	0-0	.000	0-0	.000	1-0-1	0.3	0-0	0	0	0	0	4	1.3

JONATHAN TCHAMWA TCHATCHOUA																BAYLOR	
YEAR	GP-GS	MIN-AVG	FG-A	PCT	3FG-A	PCT	FT-A	PCT	OFF-DEF-TOT	AVG	PF-D	A	TO	B	S	TP	AVG
2021 (NCAA)	5-0	85-17.1	10-21	.476	0-0	.000	7-9	.778	10-9-19	3.8	9-0	4	2	1	1	27	5.4
CAREER	5-0	85-17.1	10-21	.476	0-0	.000	7-9	.778	10-9-19	3.8	9-0	4	2	1	1	27	5.4

MACIO TEAGUE																BAYLOR	
YEAR	GP-GS	MIN-AVG	FG-A	PCT	3FG-A	PCT	FT-A	PCT	OFF-DEF-TOT	AVG	PF-D	A	TO	B	S	TP	AVG
2021 (NCAA)	5-5	164-32.7	26-61	.426	9-24	.375	8-10	.800	5-12-17	3.4	7-0	10	2	5	3	69	13.8
CAREER	5-5	164-32.7	26-61	.426	9-24	.375	8-10	.800	5-12-17	3.4	7-0	10	2	5	3	69	13.8

FLO THAMBA																BAYLOR	
YEAR	GP-GS	MIN-AVG	FG-A	PCT	3FG-A	PCT	FT-A	PCT	OFF-DEF-TOT	AVG	PF-D	A	TO	B	S	TP	AVG
2019 (NCAA)	2-0	11-5.5	0-0	.000	0-0	.000	0-0	.000	1-0-1	0.5	2-0	1	0	1	0	0	0.0
2021 (NCAA)	5-5	86-17.2	9-18	.500	0-0	.000	3-4	.750	9-8-17	3.4	8-0	1	2	2	3	21	4.2
CAREER	7-5	97-13.9	9-18	.500	0-0	.000	3-4	.750	10-8-18	2.6	10-0	2	2	3	3	21	3.0

JORDAN TURNER																BAYLOR	
YEAR	GP-GS	MIN-AVG	FG-A	PCT	3FG-A	PCT	FT-A	PCT	OFF-DEF-TOT	AVG	PF-D	A	TO	B	S	TP	AVG
2021 (NCAA)	3-0	6-1.9	0-2	.000	0-0	.000	0-0	.000	1-1-2	0.7	0-0	0	0	0	0	0	0.0
CAREER	3-0	6-1.9	0-2	.000	0-0	.000	0-0	.000	1-1-2	0.7	0-0	0	0	0	0	0	0.0

MARK VITAL																BAYLOR	
YEAR	GP-GS	MIN-AVG	FG-A	PCT	3FG-A	PCT	FT-A	PCT	OFF-DEF-TOT	AVG	PF-D	A	TO	B	S	TP	AVG
2018 (NIT)	2-2	46-23.0	2-6	.333	0-2	.000	2-4	.500	5-7-12	6.0	4-0	3	2	0	0	6	6.0
2019 (NCAA)	2-2	53-26.5	9-11	.818	0-0	.000	3-4	.750	9-5-14	7.0	9-1	4	2	1	2	21	10.5
2021 (NCAA)	5-5	94-18.7	9-14	.643	0-0	.000	0-0	.000	8-17-25	5.0	18-2	2	2	2	2	18	3.6
CAREER-NCAA	7-7	147-21.0	18-25	.720	0-0	.000	3-4	.750	17-22-39	5.6	27-3	6	4	3	4	39	5.6
CAREER-ALL	9-9	193-21.4	20-31	.645	0-2	.000	5-8	.625	22-29-51	5.7	31-3	9	6	3	4	45	5.0

**BAYLOR INDIVIDUAL**

**GAME**

**Minutes:** 39, three times — Darryl Middleton vs. Memphis, 3/17/88;  
 Brady Heslip vs. South Dakota State, 3/15/12;  
 Brady Heslip vs. Colorado, 3/17/12

**Points:** 28 — Taurean Prince vs. Yale, 3/17/16

**Field Goals Made:** 12 — Taurean Prince vs. Yale, 3/17/16

**Field Goals Attempted:** 24 — Taurean Prince vs. Yale, 3/17/16

**Field Goal Percentage (min. 5 made):** 87.5 — Perry Jones III vs. Xavier, 3/23/12 [7-of-8]

**3-Point Field Goals Made:** 9 — Brady Heslip vs. Colorado, 3/17/12

**3-Point Field Goals Attempted:** 12 — Brady Heslip vs. Colorado, 3/17/12 [9 made]

**3-Point Percentage (min. 4 made):** 80.0 — Kenny Chery vs. Creighton, 3/23/14 [4-of-5];  
**80.0 — Jared Butler vs. Houston, 4/3/21 [4-of-5]**

**Free Throws Made:** 10 — Brady Heslip vs. Nebraska, 3/21/14 [10 attempts]

**Free Throws Attempted:** 10 — Brady Heslip vs. Nebraska, 3/21/14 [10 made]

**Free Throw Percentage (min 8 attempts):**  
 100.0 — Brady Heslip vs. Nebraska, 3/21/14 [10-of-10]  
 100.0 — Curtis Jerrells vs. Purdue, 3/20/08 [9-of-9]  
 100.0 — Quincy Acy vs. Kentucky, 3/25/12 [8-of-8]

**Rebounds:** 15, twice — Quincy Acy vs. Xavier, 3/23/11; Taurean Prince vs. Georgia State, 3/19/15

**Offensive Rebounds:** 7 — Ekpe Udoh vs. Duke, 3/28/10

**Defensive Rebounds:** 13 — Quincy Acy vs. Xavier, 3/23/11

**Assists:** 11 — Davion Mitchell vs. Houston, 4/3/21

**Blocked Shots:** 5 — Ekpe Udoh vs. Duke, 3/28/10

**Steals:** 5 — Pierre Jackson vs. Colorado, 3/17/12; **Jared Butler vs. Hartford, 3/19/21**

**Turnovers:** 6 — LaceDarius Dunn vs. Old Dominion, 3/20/10

**CAREER**

**Games:** 8, four times — Quincy Acy, 2009-12; Anthony Jones, 2009-12; A.J. Walton, 2010-13;  
 Ishmail Wainright, 2014-17

**Games Started:** 7 — Brady Heslip, 2012-14; **Mark Vital, 2018-pres., Jared Butler, 2019-pres.**

**Minutes:** 228 — **Jared Butler, 2019-present [7 games]**

**Minutes Per Game (min. 2 games):** 35.5 — Tweety Carter, 2007-10 [142 minutes in four games]

**Points:** 99 — LaceDarius Dunn, 2008-11 [five games]

**Points Per Game (min. 2 games):** 19.8 — LaceDarius Dunn, 2008-11 [99 points in five games]

**Field Goals Made:** 34, twice — LaceDarius Dunn, 2008-11; Quincy Acy, 2009-12

**Field Goals Attempted:** **85 — Jared Butler, 2019-present**

**Field Goal Percentage (min. 5 made/game):** 56.1 — Johnathan Motley, 2015-17 [32-of-57]

**3-Point Field Goals Made:** 22 — Brady Heslip, 2012-14 [44 attempts]

**3-Point Field Goals Attempted:** 44 — Brady Heslip, 2012-14 [22 attempts]

**3-Point Percentage (min. 2 made/game):** 50.0 — Brady Heslip, 2012-14 [22-of-44]

**Free Throws Made:** 23 — Quincy Acy, 2009-12 [25 attempts]

**Free Throws Attempted:** 25 — Quincy Acy, 2009-12 [23 made]

**Free Throw Percentage (min. 2.5 made/game):** 92.0 — Quincy Acy, 2009-12 [23-of-25]

**Rebounds:** 59 — Quincy Acy, 2009-12

**Rebounds Per Game:** 9.5 — Ekpe Udoh, 2010 [38 rebounds in four games]

**Assists:** 30 — **Davion Mitchell, 2020-present**

**Assists Per Game (min. 2 games):** 6.8 — Pierre Jackson, 2012-13 [27 assists in four games]

**Blocked Shots:** 9 — Ekpe Udoh, 2010

**Blocked Shots Per Game (min. 2 games):** 2.3 — Ekpe Udoh, 2010 [9 blocks in four games]

**Steals:** 13 — **Jared Butler, 2019-21**

**Steals Per Game (min. 2 games):** 2.8 — Pierre Jackson, 2012-13 [11 steals in four games]

**Turnovers:** 15 — Johnathan Motley, 2015-17

**Personal Fouls:** 24 — Quincy Acy, 2009-12

**Foul Outs:** 3, **Mark Vital, 2018-21**

**BAYLOR TEAM**

**GAME**

**Points:** 91 — vs. New Mexico State, 3/17/17

**Field Goals Made:** 35 — vs. New Mexico State, 3/17/17

**Field Goals Attempted:** 85 — **vs. Hartford, 3/19/21**

**Field Goal Percentage:** 63.8 — vs. Creighton, 3/23/14 [30-of-47]

**3-Point Field Goals Made:** 16 — vs. Syracuse, 3/21/19 [34 attempts]

**3-Point Field Goals Attempted:** 34 — vs. Syracuse, 3/21/19 [16 made]

**3-Point Percentage (min. 10 made):** 61.1 — vs. Creighton, 3/23/14 [11-of-18]

**Free Throws Made:** 38 — vs. Nebraska [48 attempted]

**Free Throws Attempted:** 48 — vs. Nebraska [38 made]

**Free Throw Percentage (min. 10 made):** 89.5 — vs. New Mexico State, 3/17/17 [17-of-19]

**Rebounds:** 47 — vs. Sam Houston State, 3/18/10

**Offensive Rebounds:** 17, twice — vs. Duke, 3/28/10; vs. Colorado, 3/17/12

**Defensive Rebounds:** 39 — vs. Sam Houston State, 3/18/10

**Assists:** 23 — **vs. Houston, 4/3/21**

**Blocked Shots:** 8 — vs. Duke, 3/28/10

**Steals:** 15 — **vs. Hartford, 3/19/21**

**Turnovers:** 23 — vs. Memphis, 3/17/88

**Personal Fouls:** 32 — vs. Kentucky, 3/25/12

**NOTE:** NCAA Tournament Modern Era only. Baylor has played 25 NCAA Tournament games in the Modern Era — 1988 (one), 2008 (one), 2010 (four), 2012 (four), 2014 (three), 2015 (one), 2016 (one), 2017 (three), 2019 (two) and 2021 (five).

# NCAA TOURNAMENT INDIVIDUAL HIGHS

## BAYLOR INDIVIDUAL POINTS

- 28 Taurean Prince vs. Yale, 3/17/16
- 27 Brady Heslip vs. Colorado, 3/17/12  
27 Curtis Jerrells vs. Purdue, 3/20/08
- 26 LaceDarius Dunn vs. ODU, 3/20/10
- 23 LaceDarius Dunn vs. SMC, 3/26/10

## FIELD GOALS MADE

- 12 Taurean Prince vs. Yale, 3/17/16
- 10 Darryl Middleton vs. Memphis, 3/17/88
- 9 MaCio Teague vs. Hartford, 3/19/21**  
9 Johnathan Motley vs. USC, 3/19/17  
9 Terry Maston vs. New Mexico State, 3/17/17  
9 Pierre Jackson vs. Kentucky, 3/25/12  
9 Brady Heslip vs. Colorado, 3/17/12  
9 LaceDarius Dunn vs. ODU, 3/20/10  
9 Ekpe Udoh vs. Sam Houston State, 3/18/10

## 3-POINT FIELD GOALS MADE

- 9 Brady Heslip vs. Colorado, 3/17/12
- 5 King McClure vs. USC, 3/19/17  
5 Brady Heslip vs. Creighton, 3/23/14  
5 Brady Heslip vs. South Dakota St., 3/15/12
- 4 Jared Butler vs. Houston, 4/3/21**  
**4 MaCio Teague vs. Hartford, 3/19/21**  
**4 Jared Butler vs. Syracuse, 3/21/19**  
4 Makai Mason vs. Syracuse, 3/21/19  
4 Taurean Prince vs. Yale, 3/17/16  
4 Kenny Chery vs. Creighton, 3/23/14  
4 LaceDarius Dunn vs. Saint Mary's, 3/26/10  
4 LaceDarius Dunn vs. Old Dominion, 3/20/10  
4 Curtis Jerrells vs. Purdue, 3/20/08

## FREE THROWS MADE

- 10 Brady Heslip vs. Nebraska, 3/21/14
- 9 Curtis Jerrells vs. Purdue, 3/20/08
- 8 Isaiah Austin vs. Nebraska, 3/21/14
- 8 Quincy Acy vs. Kentucky, 3/25/12
- 7 Kenny Chery vs. Wisconsin, 3/27/14

## REBOUNDS

- 15 Taurean Prince vs. Georgia State, 3/19/15  
15 Quincy Acy vs. Xavier, 3/23/12
- 13 Ekpe Udoh vs. Sam Houston State, 3/18/10
- 11 Perry Jones III vs. South Dakota State, 3/15/12  
11 Ekpe Udoh vs. Saint Mary's, 3/26/10

## ASSISTS

- 11 Davion Mitchell vs. Houston, 4/3/21**
- 10 Pierre Jackson vs. Xavier, 3/23/12  
10 Pierre Jackson vs. Colorado, 3/17/12
- 9 Jared Butler vs. Hartford, 3/19/21**
- 8 Davion Mitchell vs. Wisconsin, 3/21/21**  
8 Royce O'Neale vs. Creighton, 3/23/14  
8 Tweety Carter vs. Old Dominion, 3/20/10  
8 Curtis Jerrells vs. Purdue, 3/20/08

## BLOCKED SHOTS

- 5 Ekpe Udoh vs. Duke, 3/28/10
- 3 Jo Lual-Acuil Jr. vs. NMSU, 3/17/17  
3 Josh Lomers vs. Old Dominion, 3/20/10

## STEALS

- 5 Jared Butler vs. Hartford, 3/19/21**  
5 Pierre Jackson vs. Colorado, 3/17/12
- 4 Adam Flagler vs. Arkansas, 3/29/21**  
4 Josh Lomers vs. Old Dominion, 3/20/10
- 3 Davion Mitchell vs. Hartford, 3/19/21**  
3 Makai Mason vs. Syracuse, 3/21/19  
3 Ishmail Wainright vs. Yale, 3/17/16

## OPPONENT INDIVIDUAL POINTS

- 36 Brandon Clarke, Gonzaga, 3/23/19
- 31 Makai Mason, Yale, 3/17/16
- 29 Nolan Smith, Duke, 3/28/10
- 28 Chimezie Metu, USC, 3/19/17
- 24 Sindarius Thornwell, South Carolina, 3/24/17

## FIELD GOALS MADE

- 15 Brandon Clarke, Gonzaga, 3/23/19
- 11 Chimezie Metu, USC, 3/19/17
- 10 Gilberto Clavell, Sam Houston State, 3/18/10  
10 Rodney Douglas, Memphis, 3/17/88
- 9 Makai Mason, Yale, 3/17/16  
9 Nolan Smith, Duke, 3/28/10

## 3-POINT FIELD GOALS MADE

- 6 Elijah Hughes, Syracuse, 3/21/19
- 5 Marcus Sasser, Houston, 4/3/21  
5 Chad White, South Dakota State, 3/15/12  
5 Jon Scheyer, Duke, 3/28/10
- 4 Corey Kispert, Gonzaga, 3/23/19  
4 Sindarius Thornwell, South Carolina, 3/24/17  
4 Bennie Boatwright, USC, 3/19/17  
4 Nolan Smith, Duke, 3/28/10

## FREE THROWS MADE

- 11 Makai Mason, Yale, 3/17/16
- 9 Tu Holloway, Xavier, 3/23/12
- 8 Jermaine Samuels, Villanova, 3/27/21  
8 Sindarius Thornwell, South Carolina, 3/24/17  
8 Terran Petteway, Nebraska, 3/21/14

## REBOUNDS

- 12 Jeremiah Robinson-Earl, Villanova, 3/27/21  
12 Josten Crow, Sam Houston State, 3/18/10
- 11 Anthony Davis, Kentucky, 3/25/12
- 10 Micah Potter, Wisconsin, 3/21/21
- 9 Traci Carter, Hartford, 3/19/21  
9 Terrence Jones, Kentucky, 3/25/12  
9 Lance Thomas, Duke, 3/28/10  
9 Omar Samhan, Saint Mary's, 3/26/10  
9 Brian Zoubek, Duke, 3/28/10

## ASSISTS

- 8 Corey Allmond, Sam Houston State, 3/18/10
- 7 Jemerrio Jones, New Mexico State, 3/17/17  
7 Matthew Dellavedova, Saint Mary's, 3/26/10  
7 Kent Bazemore, Old Dominion, 3/20/10
- 6 Traci Carter, Hartford, 3/19/21  
6 Josh Perkins, Gonzaga, 3/23/19  
6 Jordan McLaughlin, USC, 3/19/17  
6 Terrence Jones, Kentucky, 3/25/12  
6 Ashton Mitchell, Sam Houston State, 3/18/10

## BLOCKED SHOTS

- 6 Frank Kaminsky, Wisconsin, 3/27/14  
6 Anthony Jones, Kentucky, 3/25/12
- 5 Brandon Clarke, Gonzaga, 3/23/19
- 3 Eric Dixon, Villanova, 3/27/21  
3 Micah Potter, Wisconsin, 3/21/21  
3 Miroslav Stafil, Hartford, 3/19/21  
3 De'Anthony Melton, USC, 3/19/17  
3 Terrence Jones, Kentucky, 3/25/12

## STEALS

- 5 Josten Crow, Sam Houston State, 3/18/10
- 4 Andre Roberson, Colorado, 3/17/12
- 3 nine players

Note: Active Baylor players in bold

GAME 30 – NCAA TOURNAMENT CHAMPIONSHIP  
**NCAA TOURNAMENT TEAM HIGHS**

**NCAA TOURNAMENT (MODERN ERA)**

**POINTS**

1.	91	vs. New Mexico State	3/17/17
2.	85	vs. Creighton	3/23/14
3.	82	vs. USC	3/19/17
4.	81	vs. Arkansas	3/29/21
5.	80	vs. Colorado	3/17/12
6.	79	vs. Hartford	3/19/21
	79	vs. Purdue	3/20/08

**FIELD GOALS MADE**

1.	35	vs. New Mexico State	3/17/17
2.	31	vs. Hartford	3/19/21
	31	vs. USC	3/19/17
4.	30	vs. Arkansas	3/29/21
	30	vs. Yale	3/17/16
	30	vs. Creighton	3/23/14
7.	29	vs. Houston	4/3/21
	29	vs. Xavier	3/23/12

**FIELD GOALS ATTEMPTED**

1.	75	vs. Hartford	3/19/21
2.	69	vs. Purdue	3/20/08
3.	68	vs. Yale	3/17/16
4.	64	vs. Kentucky	3/25/12
	64	vs. Colorado	3/17/12
6.	62	vs. Arkansas	3/29/21
7.	61	vs. USC	3/19/17
	61	vs. New Mexico State	3/17/17
	61	vs. Saint Mary's	3/26/10

**FIELD GOAL PERCENTAGE**

1.	63.8	vs. Creighton	3/23/14
2.	57.4	vs. New Mexico State	3/17/17
3.	53.8	vs. Syracuse	3/21/19
4.	52.7	vs. Houston	4/3/21
5.	51.9	vs. Old Dominion	3/20/10
6.	51.1	vs. Memphis	3/17/88

**3-POINT FIELD GOALS MADE**

1.	16	vs. Syracuse	3/21/19
2.	11	vs. Houston	4/3/21
	11	vs. Hartford	3/19/21
	11	vs. Creighton	3/23/14
	11	vs. Colorado	3/17/12
6.	8	vs. Arkansas	3/29/21
	8	vs. Wisconsin	3/21/21
	8	vs. South Dakota St.	3/15/12
	8	vs. Saint Mary's	3/26/10
	8	vs. Old Dominion	3/20/10
	8	vs. Purdue	3/20/08

**3-POINT FIELD GOALS ATTEMPTED**

1.	34	vs. Syracuse	3/21/19
2.	33	vs. Hartford	3/19/21
3.	28	vs. Purdue	3/20/08
4.	24	vs. Houston	4/3/21
5.	23	vs. Wisconsin	3/21/21
6.	21	vs. Gonzaga	3/23/19

**3FG PERCENTAGE (MIN. 10 ATTEMPTS)**

1.	61.1	vs. Creighton	3/23/14
2.	55.0	vs. Colorado	3/17/12
3.	53.3	vs. Arkansas	3/29/21
4.	47.1	vs. Wisconsin	3/21/21
	47.1	vs. Syracuse	3/21/19
	47.1	vs. Saint Mary's	3/26/10

**FREE THROWS MADE**

1.	38	vs. Nebraska	3/21/14
2.	18	vs. Wisconsin	3/21/21
3.	17	vs. Gonzaga	3/23/19
	17	vs. New Mexico State	3/17/17
5.	16	vs. Kentucky	3/25/12

**FREE THROWS ATTEMPTED**

1.	48	vs. Nebraska	3/21/14
2.	23	vs. Wisconsin	3/21/21
3.	22	vs. Gonzaga	3/23/19
4.	21	vs. Creighton	3/23/14
5.	20	vs. South Carolina	3/24/17
	20	vs. South Dakota St.	3/15/12
	20	vs. Purdue	3/20/08

**FT PERCENTAGE (MIN. 10 ATTEMPTS)**

1.	89.5	vs. New Mexico State	3/17/17
2.	86.7	vs. USC	3/19/17
3.	85.7	vs. Xavier	3/23/12
4.	84.6	vs. Georgia State	3/19/15
5.	84.2	vs. Kentucky	3/25/12

**REBOUNDS**

1.	47	vs. Sam Houston St.	3/18/10
2.	43	vs. Hartford	3/19/21
3.	41	vs. Colorado	3/17/12
	41	vs. Saint Mary's	3/26/10
5.	40	vs. Georgia State	3/19/15
6.	39	vs. New Mexico State	3/17/17

**ASSISTS**

1.	23	vs. Houston	4/3/21
2.	21	vs. Xavier	3/23/12
3.	20	vs. Syracuse	3/21/19
4.	19	vs. Creighton	3/23/14
5.	18	vs. Sam Houston St.	3/18/10
6.	17	vs. Arkansas	3/29/21
7.	16	vs. Hartford	3/19/21
	16	vs. USC	3/19/17
	16	vs. Yale	3/17/16

**TURNOVERS**

1.	23	vs. Memphis	3/17/88
2.	21	vs. Georgia State	3/19/15
3.	16	vs. USC	3/24/17
4.	14	vs. Kentucky	3/25/12
	14	vs. Sam Houston St.	3/18/10

**BLOCKED SHOTS**

1.	8	vs. Duke	3/28/10
2.	7	vs. New Mexico State	3/17/17
3.	6	vs. Hartford	3/19/21
	6	vs. Old Dominion	3/20/10
5.	5	vs. Arkansas	3/29/21
	5	vs. Villanova	3/27/21
	5	vs. Kentucky	3/25/12

**STEALS**

1.	15	vs. Hartford	3/19/21
2.	9	vs. Arkansas	3/29/21
	9	vs. Yale	3/17/16
	9	vs. Colorado	3/17/12
	9	vs. Purdue	3/20/08
6.	8	vs. Villanova	3/27/21
	8	vs. USC	3/19/17
	8	vs. Duke	3/28/10
	8	vs. Saint Mary's	3/26/10
	8	vs. Old Dominion	3/20/10
	8	vs. Sam Houston St.	3/18/10

**PERSONAL FOULS**

1.	32	vs. Kentucky	3/25/12
2.	24	vs. Yale	3/17/16
3.	21	vs. Arkansas	3/29/21
	21	vs. Duke	3/28/10
5.	20	vs. Gonzaga	3/23/19
	20	vs. USC	3/24/17
	20	vs. Memphis	3/17/88

**THE LAST TIME ...****THE LAST TIME A BAYLOR TEAM...**

Shot 65 pct from floor	66.1 (41-62) vs. Texas Southern (12/14/17)
Shot 60 pct from floor	60.8 (31-51) vs. PVAMU (11/12/18)
Shot less than 30 pct from floor	29.8 (17-57) at TCU (11/10/15)
Shot 65 pct from 3FG	70.6 (12-17) vs. Central Arkansas (11/10/17)
Shot 60 pct from 3FG	62.5 (15-24) vs. Texas Tech (3/7/21)
Shot less than 15 pct from 3FG	111 (2-18) vs. Ole Miss (11/23/18)
Shot less than 10 pct from 3FG	.083 (1-12) vs. TCU (1/2/18)
Made 15 3-point field goals	15 vs. Texas Tech (3/7/21)
Failed to make a 3FG	0-8 at Texas Tech (2/21/90)
Shot 95 pct from FT line	100.0 (4-4) at Texas (2/2/21)
Shot 90 pct from FT line	100.0 (4-4) at Texas (2/2/21)
Shot less than 40 pct from FT line	37.5 (6-16) at Kansas (2/27/21)
Had 60 Rebounds	60 vs. Huston-Tillotson (1/21/15)
Had 55 Rebounds	58 vs. Savannah State (12/17/17)
Had 50 Rebounds	50 vs. Washington (11/29/20)
Had 25 Offensive Rebounds	26 vs. Kansas (1/12/19)
Had 20 Offensive Rebounds	21 vs. Washington (11/29/20)
Had 40 Defensive Rebounds	43 vs. Savannah State (12/17/17)
Had 35 Assists	40 vs. Hardin-Simmons (12/16/15)
Had 30 Assists	32 vs. Savannah State (12/17/17)
Had 25 Assists	25 vs. Central Arkansas (12/29/20)
Had 25 Turnovers	29 at West Virginia (1/10/17)
Had 20 Turnovers	21 vs. Kansas State (3/11/21)
Had fewer than 7 Turnovers	6 vs. Villanova (3/27/21)
Had fewer than 6 Turnovers	4 vs. Wisconsin (3/21/21)
Had fewer than 4 Turnovers	3 at Kansas (2/27/21)
Had 0 Live-Ball Turnovers	vs. Wisconsin (3/21/21)
Had 16 Steals	16 vs. Savannah State (11/23/15)
Had 15 Steals	15 vs. Hartford (3/19/21)
Had 12 Steals	15 vs. Hartford (3/19/21)
Had 12 Blocked Shots	12 vs. Louisiana-Lafayette (11/28/20)
Had 10 Blocked Shots	10 vs. TCU (2/2/19)
Had no Blocked Shots	vs. Houston (4/3/21)
Had two 20-point scorers	MaCio Teague (24), Davion Mitchell (23) vs. Kansas State (3/11/21)
Had two 25-point scorers	Jo Lual-Acuil Jr. (31), Manu Lecomte (25) vs. Savannah State (12/17/17)
Had seven double-figure scorers	vs. Long Beach State (3/20/13)
Had six double-figure scorers	vs. Kansas State (1/22/18)
Had all five starters score in double figures	vs. Oklahoma State (2/8/20)
Had all five starters score 15+ points	vs. Central Arkansas (11/10/17)
Had no players score in double figures	vs. Texas A&M (3/5/08)
Had no starters score in double figures	at Kansas State (3/3/18)
Had four players score 15+ points	vs. Louisiana-Lafayette (11/28/20)
Had five players score 15+ points	vs. Central Arkansas (11/10/17)
Had four players score 18+ points	vs. Savannah State (12/17/17)
Had four players with 5+ assists	vs. Savannah State (12/17/17)
Had two double-doubles	MaCio Teague (23p/10r), Jared Butler (14p/13a) at Kansas State (12/19/20)
Had two double-figure rebounders	Mark Vital (14), Mario Kegler (10) vs. West Virginia (2/23/19)
Scored 50-plus points in first half	54 vs. Kansas State (1/27/21)
Scored 50-plus points in first half on road	56 at Kansas State (12/19/20)
Scored 50-plus points in second half	54 vs. Texas Tech (3/7/21)
Scored 50-plus points in both halves	vs. Kansas State (1/27/21)
Scored 60-plus points in first half	61 vs. Savannah State (12/17/17)
Scored 60-plus points in second half	60 at Iowa State (1/9/16)
Scored fewer than 20 points in 1st half	15 at Wichita State (12/1/18)
Scored fewer than 20 points in 2nd half	19 vs. Butler (12/20/19)
Overcame a 20-point deficit to win	vs. Louisville, trailed 32-10, won 66-63 (11/25/16)
Overcame a 15-pt deficit with less than 10 min left to win	vs. Texas, trailed 55-36, won 84-83 (2/27/19)
Overcame a 15-point deficit to win	vs. Iowa State, trailed 32-15, won 77-72 (2/23/21)
Overcame a 15-point halftime deficit to win	vs. Louisville, trailed 39-24, won 66-63 (11/25/16)
Overcame a 10-point halftime deficit to win	vs. Texas, trailed 40-29, won 84-83 (2/27/19)
Overcame a 10-point 2nd half deficit to win on the road	at OSU, trailed 47-35, won 75-68 (1/18/20)
Won an OT game	94-89 at #6 West Virginia (3/2/21)
Lost an OT game	78-81 vs. TCU (1/2/18)
Won a 2OT game	74-73 at Texas (2/12/18)
Lost a 2OT game	84-91 to Colorado (3/13/08)
Won a 3OT game	Never
Lost a 3OT game	93-97 at SMU (1/9/88)
Won a 4OT game	96-95 vs. North Texas (12/17/88)
Lost a 4OT game	Never
Won a 5OT game	116-110 at Texas A&M (1/23/08)
Lost a 5OT game	Never

**THE LAST TIME A BAYLOR PLAYER...**

Recorded a Triple-Double (Pts/Reb/Ast)	Kenny Chery (20/10/12) vs. Kansas State (2/15/14)
Recorded a Triple-Double (Pts/Reb/Blk)	Ekpe Udoh (18/17/10) vs. Morgan State (1/16/10)
Recorded a Double-Double Before Halftime	King McClure (12p/10r) vs. George Mason (11/24/18)
Scored 40 Points	Makai Mason (40) vs. TCU (2/2/19)
Scored 30 Points	MaCio Teague (35) vs. Texas Tech (3/7/21)
Scored 30 Points in a Road Game	Jared Butler (31) at Kansas (3/9/19)
Scored 20 Points in a 1st Half	King McClure (20) at Oklahoma State (1/14/19)
Scored 20 Points in a 2nd Half	MaCio Teague (26) vs. Texas Tech (3/7/21)
Scored 30 Points off the Bench	Nuni Omot (30) at Kansas State (3/3/18)
Scored 25 Points off the Bench	Terry Maston (26) vs. Mississippi State (3/18/18)
Scored 20 Points off the Bench	Adam Flagler (22) vs. Iowa State (2/23/21)
Made 5+ 3-pointers in a 1st Half	King McClure (6-7) at Oklahoma State (1/14/19)
Made 5+ 3-pointers in a 2nd Half	MaCio Teague (7-8) vs. Texas Tech (3/7/21)
Had 20 Rebounds	Jo Lual-Acuil Jr. (20) vs. Savannah State (12/17/17)
Had 15 Rebounds	Mark Vital (15) vs. Oklahoma State (3/12/21)
Had 8+ Offensive Rebounds	Mark Vital (8) vs. Oklahoma State (3/12/21)
Had 9+ Offensive Rebounds	Mark Vital (9) at Arizona (12/15/18)
Had 12 Rebounds in a Half	Johnathan Motley (14 in 2nd half) vs. Texas (1/17/17)
Had 10 Rebounds in a Half	Mark Vital (11 in 2nd half) vs. Oklahoma State (3/12/21)
Had 13+ Assists	Jared Butler (13) at Kansas State (12/19/20)
Had 12+ Assists	Davion Mitchell (12) vs. Central Arkansas (12/29/20)
Had 11+ Assists	Davion Mitchell (11) vs. Houston (4/3/21)
Had 10+ Assists and 0 Turnovers	Davion Mitchell (11 AST/0 TO) vs. Houston (4/3/21)
Had 6 Blocked Shots	Freddie Gillespie (6) vs. TCU (2/1/20)
Had 7 Blocked Shots	Jo Lual-Acuil Jr. (7) vs. Oklahoma (2/21/17)
Had 5 Steals	Jared Butler (5) vs. Hartford (3/19/21)
Had 6 Steals	Lester Medford (7) vs. Savannah State (11/23/15)
Played 40+ Minutes	Davion Mitchell (43) at #6 West Virginia (3/2/21)
Played 45+ Minutes	Jo Lual-Acuil Jr. (48) & Manu Lecomte (46) at Texas (2/12/18)
Made a Game-Winning Shot	Terry Maston (2FG) vs. Texas Tech, 59-57 (2/17/18)
Made a Game-Winning Shot in Final 10 Seconds	Jo Lual-Acuil Jr. (Dunk) at Texas, 74-73 2or (2/12/18)
Made a Game-Winning Shot at Buzzer	Lester Medford (3FG) at Texas Tech, 63-60 (1/16/16)
Made a Game-Winning FT in Final 10 Seconds	Mario Kegler vs. Texas, 84-83 OT (2/29/19)

**THE LAST TIME A BAYLOR OPPONENT...**

Scored 100 Points	102 at Kansas (1/2/16)
Scored 90 Points	90 vs. Kansas State (1/22/18)
Scored Fewer than 50 Points at Home	49 at TCU (1/9/21)
Scored Fewer than 50 Points on the Road	42 vs. UAPB (12/21/20)
Scored Fewer than 40 Points	39 vs. McNeese State (11/14/14)
Won by 30 Points	40 at Oklahoma (1/20/07)
Shot 65 pct from floor	66.1 (39-59) at Oklahoma (2/26/05)
Shot 60 pct from floor	62.0 (31-50) vs. Oklahoma (1/23/16)
Shot less than 25 pct from floor	23.4 (11-47) vs. Prairie View A&M (12/21/15)
Shot 55 pct from 3FG	55.7 (15-27) vs. Texas (2/27/19)
Shot less than 15 pct from 3FG	111 (1-9) vs. SFA (12/9/20)
Made 15 3-point field goals	15 vs. Texas (2/27/19)
Shot 95 pct from FT line	95.7 (22-23) at Ole Miss (1/28/17)
Shot less than 40 pct from FT line	21.4 (3-14) at Texas (2/2/21)
Had 50 Rebounds	62 vs. Wake Forest (Anaheim) (11/30/08)
Had fewer than 20 Rebounds	19 vs. Washington (11/29/20)
Had 20 Offensive Rebounds	20 vs. Wagner (3/13/18)
Had 25 Assists	29 vs. Oklahoma (1/23/16)
Had 25 Turnovers	35 vs. SFA (12/9/20)
Had fewer than 5 Turnovers	4 at West Virginia (2/22/14)
Had 13 Steals	15 at West Virginia (1/10/17)
Had 12 Steals	12 vs. West Virginia (3/9/17)
Had 0 Steals	vs. Wisconsin (3/21/21)
Had 12+ Blocked Shots	13 vs. West Virginia (2/20/18)
Had 10+ Blocked Shots	10 at Kansas (1/11/20)
Had no Blocked Shots	vs. Kansas State (3/11/21)
Had two 20-point scorers	Cade Cunningham (25), Avery Anderson (20) vs. Oklahoma State (3/12/21)
Had three 20-point scorers	Abdel Nader (26), Georges Niang (24), Monte Morris (20) vs. Iowa State (2/16/16)
Had five double-figure scorers	vs. Arkansas (3/29/21)
Had four 15+ point scorers	at Texas (2/12/18)
Had no double-figure scorers	vs. Iowa State (1/15/20)
Had two double-figure rebounders	Kenrich Williams (12), Vlad Brodziansky (10) at TCU (1/21/17)
Scored 50-plus points in 1st half	51 at Texas A&M (12/19/15)
Scored 50-plus points in 2nd half	50 at #6 West Virginia (3/2/21)
Scored 20 points or fewer in 1st half at home	16 at Texas (2/8/20)
Scored 20 points or fewer in 1st half on road	12 vs. UAPB (12/21/20)
Scored 20 points or fewer in 2nd half	20 vs. Texas (1/16/18)
Failed to make a 3FG	vs. Oklahoma, 0-12 (2/25/12)

**THE LAST TIME A BAYLOR OPPOSING PLAYER**

Scored 30 Points	Brandon Clarke (36) vs. Gonzaga (3/23/19)
Had 20 Rebounds	Jamahl Mosley (20) vs. Colorado (Kansas City) (3/8/01)
Had 15 Rebounds	Udoka Azubuike (19) vs. Kansas (2/22/20)
Had 10 Assists	Courtney Ramey (10) vs. Texas (2/27/19)
Had 8 Turnovers	Trae Young (8) vs. Oklahoma (2/27/18)
Had 7 Turnovers	Traci Carter (7) vs. Hartford (3/19/21)
Had 8 Blocked Shots	Sagaba Konate (9) vs. West Virginia (2/20/18)
Had 7 Blocked Shots	Udoka Azubuike (7) at Kansas (1/11/20)
Had 5 Steals	Dedric Lawson (5) vs. Kansas (1/12/19)
Had 6 Steals	Jevon Carter (6) vs. West Virginia (3/9/18)

2020-21 INDIVIDUAL SUPERLATIVES

CATEGORY	BAYLOR	OPPONENT
Points Scored	35, MaCio Teague vs. Texas Tech (3/7)	26, Cedric Russell vs. ULL (11/28) 26, Taz Sherman at West Virginia (3/2)
Field Goals Made	12, Davion Mitchell vs. K-State (1/27)	10, four players
FGs Attempted	21, Jared Butler at West Virginia (3/2)	20, Shaun Doss vs. UAPB (12/21)
Highest FG % (min 5 made)	1.000 (6-6), Jonathan Tchamwa Tchatchoua vs. UCA (12/29) .889 (8-9), Mark Vital at Oklahoma State (1/23)	1.000 (9-9), Theo Akwuba vs. ULL (11/28) 1.000 (9-9), Antonio Gordon at K-State (12/19)
3-Point FGs Made	10, MaCio Teague vs. Texas Tech (3/7)	6, Deandre Jones vs. Central Arkansas (12/29) 6, Nijel Pack vs. Kansas State (3/11)
3-Point FGs Attempted	12, MaCio Teague vs. Texas Tech (3/7)	11, Mac McClung at Texas Tech (1/16)
3-Point FG % (min 5 att)	.857 (6-7), Jared Butler at Oklahoma State (1/23) .833 (10-12), MaCio Teague vs. Texas Tech (3/7)	.833 (5-6), Christian Braun vs. Kansas (1/18)
Free Throws Made	8, MaCio Teague vs. Alcorn State (12/30)	9, Derek Culver at West Virginia (3/2)
Free Throws Attempted	8, MaCio Teague vs. ASU (12/30) & at ISU (1/2) 8, Jared Butler vs. Iowa State (2/23) 8, Mark Vital at Kansas (2/27)	12, Isaac Likekele at Oklahoma State (1/23)
Free Throw % (min 7 att)	1.000 (8-8), MaCio Teague vs. Alcorn State (12/30)	1.000 (8-8), Mike Miles at TCU (1/9) 1.000 (8-8), Jermaine Samuels vs. Villanova (3/27)
Offensive Rebounds	8, Mark Vital vs. ISU (2/23) & vs. OSU (3/12)	7, Marcus Santos-Silva at Texas Tech (1/16)
Defensive Rebounds	10, Jonathan Tchamwa Tchatchoua vs. UCA (12/29) 10, Mark Vital vs. Texas Tech (3/7)	11, Jalen Wilson at Kansas (2/27)
Total Rebounds	15, Mark Vital, four times	14, Jalen Wilson at Kansas (2/27)
Assists	13, Jared Butler at K-State (12/19) 12, Davion Mitchell vs. UCA (12/29) 11, Davion Mitchell vs. Houston (4/3)	8, Byron Joshua vs. Alcorn State (12/30) 8, Marcus Garrett vs. Kansas (1/18) 8, Miles McBride at West Virginia (3/2)
Turnovers	7, Jared Butler, three times 7, Davion Mitchell vs. Kansas (1/18)	7, three players
Blocked Shots	4, Jonathan Tchamwa Tchatchoua at Oklahoma State (1/23)	6, Kalib Boone vs. Oklahoma State (3/12)
Steals	5, Jared Butler at TCU (1/9) & vs. Hartford (3/19)	4, three players
Minutes Played	43, Davion Mitchell at West Virginia (3/2)	40, Miles McBride at West Virginia (3/2)
Fouls Drawn	7, Davion Mitchell vs. Kansas State (3/11)	9, Isaac Likekele at Oklahoma State (1/23)
Plus-Minus (min. 15 mp)	+44, MaCio Teague vs. K-State (1/27) +44, Davion Mitchell vs. K-State (1/27)	+21, Jalen Wilson at Kansas (2/27)

2020-21 TEAM SUPERLATIVES

BAYLOR HIGH	BAYLOR LOW	CATEGORY	OPPONENT HIGH	OPPONENT LOW
112 vs. ULL (11/28)	58 at Kansas (2/27)	Points Scored	89 at WVU (3/2)	42 vs. UAPB (12/21)
59 vs. Alcorn State (12/30)	23 vs. Villanova (3/27)	Points, 1st Half	40 vs. ULL (11/28)	12 vs. UAPB (12/21)
59 vs. ULL (11/28)	28 at Kansas (2/27)	Points, 2nd Half	50 at WVU (3/2)	21, three times
13 at WVU (3/2)	13 at WVU (3/2)	Points/Overtime	8 at WVU (3/2)	8 at WVU (3/2)
45 vs. ULL (11/28)	23 at Texas Tech (1/16) & at Kansas (2/27)	Field Goals Made	32 vs. ULL (11/28)	15 vs. UAPB (12/21) & at TCU (1/9)
80 vs. ULL (11/28)	49 vs. Kansas State (3/11)	Field Goal Attempts	68 vs. Auburn (1/30)	44 vs. SFA (12/9)
.586 (34-58) at Texas (2/2)	.348 (23-66) at Kansas (2/27)	FG Percentage	.549 (28-51) at Texas (2/2)	.283 (15-53) vs. UAPB (12/21)
17 vs. K-State (1/27)	3 vs. Villanova (3/27)	3-Point FGs Made	12 vs. UCA (12/29)	1 vs. SFA (12/9)
33 vs. Hartford (3/19)	15 vs. Arkansas (3/29)	3-Point FG Attempts	26 vs. UCA (12/29)	9 vs. SFA (12/9)
.625 (15-24) vs. Texas Tech (3/7)	.158 (3-19) vs. Villanova (3/27)	3-Point FG Percentage	.529 (10-19) vs. Kansas (1/18)	.111 (1-9) vs. SFA (12/9)
25 vs. Alcorn State (12/30)	4 at Texas (2/2)	Free Throws Made	28 at WVU (3/2)	2 vs. UCA (12/29)
31 vs. Alcorn State (12/30)	4 at Texas (2/2)	Free Throw Attempts	33 vs. Alcorn State (12/30)	5 vs. UCA (12/29) & vs. ISU (2/23)
1.000 (4-4) at Texas (2/2)	.375 (6-16) at Kansas (2/27)	Free Throw Percentage	.929 (13-14) vs. Oklahoma (1/6)	.214 (3-14) at Texas (2/2)
21 vs. Washington (11/29)	5 at Texas (2/2)	Offensive Rebounds	18 at Texas Tech (1/16)	5 vs. UW (11/29) & vs. KSU (1/27)
34 vs. UCA (12/29)	15 at Kansas (2/27)	Defensive Rebounds	34 at Kansas (2/27)	13 at K-State (12/19)
50 vs. Washington (11/29)	26 at Texas (2/2)	Total Rebounds	48 at Kansas (2/27)	19 vs. Washington (11/29)
25, three times	6 at Texas Tech (1/16)	Assists	18 at K-State (12/19) & vs. Kansas (1/18)	4 vs. SFA (12/9)
21 vs. Kansas State (3/11)	3 at Kansas (2/27)	Turnovers	35 vs. SFA (12/9)	7 vs. Texas Tech (3/7)
9 at Oklahoma State (1/23)	0 vs. Wisconsin (3/21) & vs. Houston (4/3)	Blocked Shots	9 at Texas Tech (1/16)	0 vs. K-State (1/27 & 3/11)
15 vs. Hartford (3/19)	3 vs. Washington (11/29)	Steals	11 at ISU (1/2) & vs. K-State (3/11)	0 vs. Wisconsin (3/21)
23 vs. ASU (12/30) & at KU (2/27)	9 vs. UCA (12/29)	Fouls	26 vs. SFA (12/9) & at ISU (1/2)	9 at Texas (2/2)



2020-21

27-2

BIG 12

13-1

AP

3rd

COACHES

3rd

NET

2nd

#3/3 BAYLOR vs. #1/1 GONZAGA | GAME 30  
April 5, 2021 (Indianapolis, Ind. / Lucas Oil Stadium - Unity)

Baylor Broadcast Notes

0  
4  
5  
10  
11  
12  
13  
23  
24  
31  
32  
35  
45



**Flo Thamba**

F • 6-10 • 245 • Jr. • Kinshasa, Congo

Table with 8 columns: MIN, PTS, REB, BLK, FG%, 3FG%, FT%. Rows for SEA, NCAAT, CAR.

- Junior big man with 7-foot-5 wingspan, originally from Democratic Republic of the Congo...



**LJ Cryer**

G • 6-1 • 185 • Fr. • Katy, Texas

Table with 8 columns: MIN, PTS, REB, AST, FG%, 3FG%, FT%. Rows for SEA, NCAAT, CAR.

- True freshman guard from Katy, Texas, ranked as nation's No. 12 PG in 2020 HS class by ESPN...



**Jordan Turner**

G/F • 6-8 • 195 • Rfr. • Houston, Texas

Table with 8 columns: MIN, PTS, REB, AST, FG%, 3FG%, FT%. Rows for SEA, NCAAT, CAR.

- Redshirt freshman wing from Houston, attended Sunrise Christian in Bel Air, Md. Took voluntary redshirt during 2019-20 season...



**Adam Flagler**

G • 6-3 • 180 • So. • Duluth, Ga.

Table with 8 columns: MIN, PTS, REB, AST, FG%, 3FG%, FT%. Rows for SEA, NCAAT, CAR.

- Third-year sophomore, transfer from Presbyterian; led PG with 15.9 PPG as freshman in 2018-19...



**Mark Vital (VYE-tuhl) (Big 12 Defensive POY - The Athletic)**

G/F • 6-5 • 250 • Sr. • Lake Charles, La.

Table with 8 columns: MIN, PTS, REB, BLK, FG%, 3FG%, FT%. Rows for SEA, NCAAT, CAR.

- Bruising 5th-year forward, 3-time All-Big 12 honoree and 3-time Big 12 All-Defensive Team selection...



**Jared Butler (AP Big 12 POY; 1st Team All-American)**

G • 6-3 • 195 • Jr. • Reserve, La.

Table with 8 columns: MIN, PTS, REB, AST, FG%, 3FG%, FT%. Rows for SEA, NCAAT, CAR.

- Will graduate in May, less than 3 yrs after enrolling in August 2018; serves on NCAA MBB Oversight Cmte...



**Jackson Moffatt**

G/F • 6-7 • 200 • So. • Magnolia, Texas

Table with 8 columns: MIN, PTS, REB, AST, FG%, 3FG%, FT%. Rows for SEA, NCAAT, CAR.

- Third-year sophomore walk-on wing from Magnolia High School; took voluntary redshirt in 2018-19...



**Jonathan Tchamwa Tchatchoua (CHAWM-vuh CHAT-chev-wuh) (Big 12 All-Newcomer Team)**

F • 6-8 • 245 • So. • Douala, Cameroon

Table with 8 columns: MIN, PTS, REB, BLK, FG%, 3FG%, FT%. Rows for SEA, NCAAT, CAR.

- Third-year sophomore big man, transferred to BU after one season at UNLV; on practice squad last season...



**Matthew Mayer (MYE-er)**

G/F • 6-9 • 225 • Jr. • Austin, Texas

Table with 8 columns: MIN, PTS, REB, AST, FG%, 3FG%, FT%. Rows for SEA, NCAAT, CAR.

- Junior wing with length, range and quick release, provides instant offense off bench...



**MaCio Teague (may-SEE-oh) (NCAA.com Third-Team All-American; AP All-Big 12 2nd Team; West Award Finalist)**

G • 6-4 • 195 • Sr. • Cincinnati, Ohio

Table with 8 columns: MIN, PTS, REB, AST, FG%, 3FG%, FT%. Rows for SEA, NCAAT, CAR.

- All-conference in all 4 seasons (Big South 1st team in 17 & 18, Big 12 2nd team in 20 & 21)...



**Zach Loveday**

F • 7-0 • 215 • Fr. • Gallipolis, Ohio

Table with 8 columns: MIN, PTS, REB, BLK, FG%, 3FG%, FT%. Rows for SEA, NCAAT, CAR.

- True freshman 7-footer from Ohio, played final two HS seasons at Huntington Prep in West Virginia...



**Mark Paterson**

G • 6-1 • 180 • Sr. • Dallas, Texas

Table with 8 columns: MIN, PTS, REB, AST, FG%, 3FG%, FT%. Rows for SEA, NCAAT, CAR.

- Walk-on in first season with Bears, played 2017 & 2018 seasons at O2 St. Edward's in Austin, Texas...



**Davion Mitchell (DAY-vee-ahn) (3rd Team All-American; B12 DPOY)**

G • 6-2 • 205 • Jr. • Hinesville, Ga.

Table with 8 columns: MIN, PTS, REB, AST, FG%, 3FG%, FT%. Rows for SEA, NCAAT, CAR.

- Had 12 pts, 11 asts, 0 TOs vs. Houston; first player with 10+ asts, 0 TOs in Final Four game since 1987...

Head Coach: Scott Drew (18th season at Baylor)
Associate Head Coach: Jerome Tang (18th season at Baylor)
Assistant Coach: Alvin Brooks III (5th season at Baylor)
Assistant Coach: John Jakus (4th season at Baylor)

Special Assistant & Director of Player Personnel: Jared Nuness
Special Assistant to the Head Coach: Bill Peterson
Director of Basketball Operations: Aditya Malhotra
Director of Video Operations: Ty Beard
Athletic Trainer: Dave Snyder
Strength Coach: Charlie Melton