

BAYLOR

BASKETBALL GAME NOTES



Follow Baylor Basketball on Twitter, Instagram and Facebook: @BaylorMBB

GAME 27



No. 1 **BAYLOR** (24-2, 13-1 Big 12) vs. No. 5 **VILLANOVA** (18-6, 11-4 Big East)

March 27, 2021 • 4:15 p.m. CT • Watch: CBS, March Madness App • Listen: ESPN Central Texas
Indianapolis, Ind. • Hinkle Fieldhouse (9,100) • Social Media: @BaylorMBB



MEDIA INFORMATION

TV: CBS and March Madness App

Talent: Brian Anderson (pxp), Jim Jackson (analyst),
Allie LaForce (reporter)

BU Radio: Baylor Sports Network / ESPN Central Texas

Talent: John Morris (pxp), Pat Nunley (analyst)

National Radio: Westwood One

Talent: Kevin Kugler (pxp), PJ Carlesimo (analyst)

Satellite Radio: Sirius 138, XM 210, Internet 968

Social Media: @BaylorMBB | #SicEm

All-Time Series Baylor is 1-0

1st Meeting BU won 87-78 in Myrtle Beach (11/24/19)

2020-21 SCHEDULE & RESULTS

DATE	BU	OPP	OPPONENT	TV	TIME/SCORE
N28	2/1	—	vs. Louisiana-Lafayette ¹	FloHoops	W, 112-82
N29	2/1	—	vs. Washington ¹	FloHoops	W, 86-52
D2	2/1	5/10	vs. Illinois ²	ESPN	W, 82-69
D9	2/2	—	SFA	ESPN+	W, 83-52
D19	2/2	—	• at Kansas State	ESPN+	W, 100-69
D21	2/2	—	UAPB	ESPN+	W, 99-42
D29	2/2	—	CENTRAL ARKANSAS	ESPN+	W, 93-56
D30	2/2	—	ALCORN STATE	ESPN+	W, 105-76
J2	2/2	—	• at Iowa State	ESPN+	W, 76-65
J6	2/2	—	• OKLAHOMA	ESPN2	W, 76-61
J9	2/2	—	• at TCU	ESPN	W, 67-49
J16	2/2	15/15	• at Texas Tech	ESPN	W, 68-60
J18	2/2	9/9	• KANSAS	ESPN	W, 77-69
J23	2/2	rv/rv	• at Oklahoma State	CBS	W, 81-65
J27	2/2	—	• KANSAS STATE	ESPN2	W, 107-59
J30	2/2	—	AUBURN ³	ESPN	W, 84-72
F2	2/2	6/6	• at Texas	ESPN	W, 83-69
F23	2/2	—	• IOWA STATE	ESPN+	W, 77-72
F27	2/2	17/19	• at Kansas	ESPN	L, 58-71
M2	3/3	6/5	• at West Virginia	ESPN	W, 94-89 OT
M4	3/3	17/17	• OKLAHOMA STATE	ESPN2	W, 81-70
M7	3/3	18/18	• TEXAS TECH	ESPN	W, 88-73
M11	2/2	—	vs. Kansas State ⁴	ESPN	W, 74-68
M12	2/2	12/14	vs. Oklahoma State ⁴	ESPN	L, 74-83
M19	3/3	—	vs. Hartford ⁵	truTV	W, 79-55
M21	3/3	rv/—	vs. Wisconsin ⁶	CBS	W, 76-63
M27	3/3	18/17	vs. Villanova ⁶	CBS	4:15 pm

SCHEDULE KEY

- 1 – Vegas Bubble at T-Mobile Arena (Las Vegas, Nev.)
 - 2 – Jimmy V Classic at Bankers Life Arena (Indianapolis, Ind.)
 - 3 – Big 12/SEC Challenge at Ferrell Center (Waco, Texas)
 - 4 – Big 12 Championship at T-Mobile Center (Kansas City)
 - 5 – NCAA Tournament (Lucas Oil Stadium – Indianapolis, Ind.)
 - 6 – NCAA Tournament (Hinkle Fieldhouse – Indianapolis, Ind.)
- Rankings: AP/Coaches at time of game; All times Central

BAYLOR ATHLETICS COMMUNICATIONS

DAVID KAYE

Assistant AD

254-709-5147 • David_Kaye@baylor.edu

STORY LINES

- Baylor is playing in its 5th Sweet 16 since 2010 – 1 of 13 programs to achieve that feat.
- Baylor is 16-14 in 13 all-time NCAA Championships, including a 13-8 record in the **Scott Drew** era.
- Baylor is appearing in the NCAA Tournament for the sixth time in the last seven tournaments.
- With the win vs. Wisconsin, Baylor now has a 5-1 record in NCAA Tournament Second Round games.
- BU has won its first-round game in three straight NCAA Tournaments (2017, 2019, 2021).
- BU is appearing in the NCAA postseason for a school-record 9th consecutive season (7 NCAA, 2 NIT).
- Baylor's streak of 9 consecutive seasons is tied as the nation's 7th-longest active streak.
- Baylor is making its 10th NCAA Tournament appearance in the modern tournament era. BU's first three NCAA Tournament appearances in 1946, 1948 and 1950 were in an eight-team, unseeded bracket.
- Baylor has played 13 of its 26 games (11-2) vs. nine different NCAA Tournament teams this season.
- Baylor won the Big 12 for the first time and claimed its first conference title since 1950.
- The conference title is the 6th in program history and the 4th outright title (1932, 1946, 1948, 2021).
- BU and Villanova are meeting for the 2nd time – the first was an 87-78 Baylor win on Nov. 24, 2019.
- Baylor is 11-1 against Big East teams during the **Scott Drew** era (7-0 neutral, 4-0 home, 0-1 road).
- Baylor is 36-21 in postseason tournaments (conference, national) over the last 13 seasons.
- Baylor is 7-2 vs. AP Top 25 teams this season, including 4-0 against AP Top 10 teams.
- BU leads the nation in 3-point percentage (.415) and is top-10 nationally in scoring margin (3rd, +18.0), scoring (4th, 83.8), effective FG% (3rd, 56.9), defensive turnover pct. (3rd, 24.7), offensive rebound pct. (6th, 36.7), turnover margin (3rd, +5.5), steals (8th, 9.1) and turnovers forced (9th, 17.5).
- BU has led by at least 10 points in 23 of 26 games this year (6 of 9 games since the pause).
- Baylor has led by at least 4 points in all 56 games over the last 2 seasons (double-digit leads in 47 of 56).
- Baylor's current .415 team 3FG% is the 7th-best mark by any team in the Big 12's 25-year history.
- Baylor is guaranteed to finish with its fewest losses since going 13-0 in 1911-12.
- **Jared Butler** (Bob Cousy PG Award), **MaCio Teague** (Jerry West SG Award) and **Davion Mitchell** (Naismith Defensive Player of the Year) are all national award finalists.
- **Butler** is AP Big 12 Player of the Year, Baylor's first conference POY since David Wesley (1992 SWC).
- **Butler** is the first unanimous 1st Team All-American in program history, while **Mitchell** (3rd Team Sporting News & AP) and **Teague** (3rd Team NCAA.com) also picked up All-America honors.
- **Mitchell** (coaches) and **Mark Vital** (The Athletic) earned Big 12 Defensive Player of the Year honors.
- For a second-straight year, BU has 60% of the Big 12 All-Defensive Team (Vital, Mitchell and Butler).
- **Butler** leads the Big 12 in 3-point percentage (.415) and steals (2.1), ranks 2nd in 3-pointers made (2.5/game), 3rd in assists (4.8), 3rd in scoring (16.9), 4th in FG% (.479) and 5th in ast-to ratio (1.62).
- **Scott Drew** earned AP and coaches' Big 12 Coach of the Year for a second-consecutive season.
- Five Baylor players are shooting at least 40% on 3FGs and averaging at least one 3FG made per game: Mitchell (46%), Butler (42%), Teague (40%), Mayer (42%) and Flagler (40%).

TEAM INFORMATION

BAYLOR (24-2, 13-1 Big 12)	
Ranking	3rd – AP, 3rd – Coaches
Head Coach	Scott Drew (Butler, 1993)
Career Record	386-226 (19th season)
BU Record	366-215 (18th season)
vs. Villanova	1-0
VILLANOVA (18-6, 11-4 Big East)	
Ranking	18th – AP, 17th – Coaches
Head Coach	Jay Wright (Bucknell, 1983)
Career Record	612-273 (27th season)
VU Record	490-188 (20th season)
vs. Baylor	0-1
SID	Mike Sheridan – michael.sheridan@villanova.edu

BAYLOR 2020-21 STATS

#	P	NAME	YR	PPG	RPG	APG	MPG
12	G	Jared Butler	Jr.	16.9	3.3	4.8	29.9
31	G	MaCio Teague	Sr.	16.1	4.1	1.6	31.5
45	G	Davion Mitchell	Jr.	14.1	2.7	5.4	32.8
10	G	Adam Flagler	So.	8.7	2.3	1.4	22.6
24	F	Matthew Mayer	Jr.	8.3	3.8	1.0	15.4
23	F	J. Tchamwa Tchatchoua	So.	6.4	5.1	0.7*	19.2
11	F	Mark Vital	Sr.	5.7	6.7	0.9*	23.8
4	G	LJ Cryer	Fr.	3.7	0.6	0.8	10.8
0	F	Flo Thamba	Jr.	3.6	4.0	0.7*	14.8
32	F	Zach Loveday	Fr.	2.5	1.3	0.3*	5.2
5	F	Jordan Turner	RFr.	2.0	1.5	0.3	5.1
35	G	Mark Paterson	Sr.	1.2	0.7	0.0	2.1
13	F	Jackson Moffatt	So.	0.0	0.6	0.1	2.1

* - blocks per game

PRONUNCIATIONS

John JAKUS	JAYK-us
Matthew MAYER	MYE-er
DAVION Mitchell	DAY-vee-ahn
Jonathan TCHAMWA TCHATCHOUA	CHAWM-wuh CHAT-chew-wuh
MACIO Teague	may-SEE-oh
Mark VITAL	VYE-tuhl

BAYLOR CONFERENCE TITLES

1932 Southwest Conference (10-2)
 1946 Southwest Conference (11-1)
 1948 Southwest Conference (11-1)
 1949 Southwest Conference (9-3, co-champs)
 1950 Southwest Conference (8-4, co-champs)
 2021 Big 12 Conference (13-1)

BAYLOR IN THE RANKINGS

WEEK	W/L	AP	COACHES
Preseason	0-0	2nd (1540; 24)	1st (764; 12)
Nov. 30	2-0	2nd (1513; 6)	1st (764; 12)
Dec. 7	3-0	2nd (1470; 7)	2nd (774; 8)
Dec. 14	4-0	2nd (1491; 7)	2nd (772; 6)
Dec. 21	5-0	2nd (1538; 3)	2nd (725; 5)
Dec. 28	6-0	2nd (1538; 2)	2nd (771; 3)
Jan. 4	9-0	2nd (1537; 1)	2nd (771; 3)
Jan. 11	11-0	2nd (1536; 1)	2nd (771; 3)
Jan. 18	12-0	2nd (1538; 2)	2nd (747; 3)
Jan. 25	14-0	2nd (1539; 3)	2nd (771; 3)
Feb. 1	16-0	2nd (1539; 3)	2nd (772; 4)
Feb. 8	17-0	2nd (1520; 8)	2nd (772; 4)
Feb. 15	17-0	2nd (1541; 5)	2nd (772; 4)
Feb. 22	17-0	2nd (1540; 4)	2nd (771; 4)
March 1	18-1	3rd (1450)	3rd (733)
March 8	21-1	2nd (1510; 2)	2nd (740)
March 15	22-2	3rd (1397)	3rd (737)

MILESTONE WATCH

Vital – starting 102nd game – t-4th all-time at BU
 Vital – 15 rebounds for 800 career – 8th BU player

MISCELLANEOUS**CHARGES DRAWN BU 72, OPP 40**

26	Davion Mitchell
12	Jonathan Tchamwa Tchatchoua
8	Mark Vital
7	Matthew Mayer, Flo Thamba
4	Jared Butler
3	Adam Flagler
2	MaCio Teague
1	LJ Cryer, Jackson Moffatt, Mark Paterson

DUNKS BU 82, OPP 48

33	Jonathan Tchamwa Tchatchoua
12	Flo Thamba
11	Mark Vital
8	Matthew Mayer
5	Jared Butler, Zach Loveday, MaCio Teague
2	Davion Mitchell
1	Adam Flagler

FIRST CONFERENCE TITLE IN 71 YEARS

- Baylor won its first conference championship in 71 seasons (1950 Southwest Conference).
- Baylor has won six league titles in programs history, four of them outright – 1932 (10-2), 1946 (11-1), 1948 (11-1), 1949 (9-3), 1950 (8-4) and 2021 (13-1). The 1949 and 1950 titles were co-championships.
- Baylor's best previous Big 12 finish was outright 2nd-place last season. BU also tied for 2nd in 2010 and 2017.
- Baylor's 15 Big 12 wins last season were the most ever by a team that didn't claim the Big 12 title.

QUICK HITS

- A win would give Baylor its 3rd Elite 8 Appearance in program history, all since 2010 (2010, 2012).
- Baylor has been top-5 ranked for 28-straight weeks. BU was top-5 for 12 weeks all-time prior to this streak.
- BU's streak of 36-straight AP polls ranked is the nation's 3rd-longest active streak and longest in BU history.
- Baylor joins Kansas as the only Power-5 schools to win 18+ games every year since 2008.
- Baylor is 50-6 since **MaCio Teague** and **Davion Mitchell** became eligible at the start of 2019-20.
- **Mark Vital** holds the BU record for career Big 12 wins at 45-22. The previous record was A.J. Walton's 39.
- Baylor became the first team since UNLV in 1990-91 to win its first 17 games by 8+ points.
- Baylor joins Duke, Gonzaga and Kansas as the only programs ranked No. 1 in 3 of the last 5 seasons.
- Head coach **Scott Drew** is in his 18th season in Waco and is BU's all-time wins leader (366-215).
- Baylor is 25-1 at home over the last 2 seasons, with the lone loss by 3 points to Kansas on 2/22/20.
- Baylor is 14-3 in Big 12 road games over the last 2 seasons (rest of league is 59-99 in B12 road games).
- Baylor's 18-game winning streak tied the 4th-longest in the Big 12's 25-year history. The Bears set the record with 23 straight last season, while Kansas had the 2nd and 3rd-longest streaks – 22 in 1997 and 20 in 2008.
- Baylor signed the highest-ranked recruiting class in program history (No. 4) in November. BU inked 5-star Kendall Brown, 4-star Langston Love and 4-star Jeremy Sochan for the 2021-22 season.
- Baylor won double-digit Big 12 games for the 8th time (2010, 2012, 2015, 2016, 2017, 2019, 2020, 2021).
- Baylor is 72-5 when leading at halftime over the last 4 seasons (42-2 over last 2 seasons, 21-0 this season).
- Baylor has won 90% of its games when leading at the half since 2011-12 (190-21).
- BU is 50-4 when leading at any point in the 2nd half of a game over the last 2 seasons (138-23 last 6 seasons).
- Baylor has won 20+ games in 12 of the last 14 seasons after recording only three 20-win seasons in the previous 100 years of Baylor Basketball (1946, 1948, 1988).
- Baylor is 241-99 over the last 10 seasons, averaging 24 wins per season since 2011-12.
- Baylor's 241 wins since 2011-12 are second-most in the Big 12 behind only Kansas (284).
- Baylor is 332-146 since 2007-08, the first year Drew's staff had a full allotment of scholarships.
- Eight of Baylor's players either have used or are currently using a redshirt year. Four after transferring to BU – Flagler, Mitchell, Tchamwa Tchatchoua and Teague, and four as freshmen – Moffatt, Turner, Vital and Dainja.
- Ten of Baylor's 11 starting point guards under Drew have earned All-Big recognition (16 of last 17 seasons).
- Baylor is 1 of 10 teams nationally to appear in every postseason since 2012 (7 NCAAs, 2 NITs).
- Baylor has the nation's 10th-longest active streak with at least one 3-point FG made in 958 straight games – the last time Baylor failed to make a 3-pointer was more than 30 years ago, on Feb. 21, 1990 vs. Texas Tech (0-8).

SERIES HISTORY

- Saturday is the second series meeting between Baylor and Villanova, all at neutral sites.
- Baylor won 87-78 in the only prior meeting in last season's Myrtle Beach Invitational title game on Nov. 24, 2019.

DATE	LOCATION	WINNER	SCORE	BU LEADING SCORER	VU LEADING SCORER
11/24/2019	Myrtle Beach, S.C.	BU	87-78	22-Jared Butler	27-Collin Gillespie

2020-21 BAYLOR BASKETBALL ROSTER

NO.	NAME	HT.	WT.	CL.	WING.	HOMETOWN/HIGH SCHOOL (PREVIOUS COLLEGE)
0	Flo Thamba, F	6-10	245	Jr.	7-5	Kinshasa, Democratic Republic of Congo/Mountain Mission
4	LJ Cryer, G	6-1	185	Fr.	6-3	Katy, Texas/Morton Ranch HS
5	Jordan Turner, G/F	6-8	195	Fr. [%]	7-0	Houston, Texas/Sunrise Christian
10	Adam Flagler, G	6-3	180	So. [%]	6-3	Duluth, Ga./Duluth HS (Presbyterian)
11	Mark Vital, G/F	6-5	250	Sr. [^]	6-9	Lake Charles, La./Advanced Prep International
12	Jared Butler, G	6-3	195	Jr.	6-3	Reserve, La./Riverside Academy
13	Jackson Moffatt, G/F	6-7	200	So.	6-7	Magnolia, Texas/Magnolia HS
23	Jonathan Tchamwa Tchatchoua, F	6-8	245	So. [%]	7-3	Douala, Cameroon/NBA Global Academy - Australia (UNLV)
24	Matthew Mayer, G/F	6-9	225	Jr.	6-8	Austin, Texas/Westlake HS
31	MaCio Teague, G	6-4	195	Sr. ^f	6-11	Cincinnati, Ohio/Walnut Hills HS (UNC Asheville)
32	Zach Loveday, F	7-0	215	Fr.	7-0	Gallipolis, Ohio/Huntington Prep
35	Mark Paterson, G	6-1	180	Sr.	6-0	Dallas, Texas/Trinity Christian Addison (St. Edward's)
42	Dain Dainja, F	6-9	270	Fr.	7-7	Brooklyn Park, Minn./Park Center HS
45	Davion Mitchell, G	6-2	205	Jr. ^f	6-3	Hinesville, Ga./Liberty County HS (Auburn)

[^] - sat out 2016-17 as redshirt ^{*} - sat out 2017-18 as redshirt [#] - sat out 2018-19 as redshirt [%] - sat out 2019-20 season as redshirt

COACHING & SUPPORT STAFF

Head Coach: Scott Drew (Butler, 1993), 17th season at Baylor (18th season as Division I head coach)

Associate Head Coach: Jerome Tang (Charter Oak State, 2007), 17th season at Baylor

Assistant Coach: Alvin Brooks III (Idaho State, 2002), 4th season at Baylor

Assistant Coach: John Jakus (Trinity International, 1999), 3rd season at Baylor

Special Assistant & Director of Player Development: Jared Nuness (Valparaiso, 2001), 10th season at Baylor

Special Assistant to the Head Coach: Bill Peterson (Eckerd, 1979), 3rd season at Baylor

Director of Basketball Operations: Aditya Malhotra (Baylor, 2006), 7th season at Baylor

Director of Video Operations: Ty Beard (Baylor, 2009), 3rd season at Baylor

2020-21 BAYLOR BASKETBALL GAME NOTES
BAYLOR VS. 2021 NCAA TOURNAMENT FIELD

- Baylor has played half of its 26 games this season against NCAA Tournament teams.
The Bears are 11-2 against teams in the 2021 NCAA Tournament field, including 4-1 vs. top-3 seeds.
Baylor has played nine different 2021 NCAA Tournament teams – No. 1 Illinois (1-0), No. 3 Kansas (1-1), No. 3 Texas (1-0), No. 3 West Virginia (1-0), No. 4 Oklahoma State (2-1), No. 6 Texas Tech (2-0), No. 8 Oklahoma (1-0), No. 9 Wisconsin (1-0) and No. 16 Hartford (1-0).

BAYLOR IN NCAA TOURNAMENTS

- Baylor is making its 13th NCAA Tournament appearance, and the Bears have lost to the eventual national champion four times (1946, 1948, 2010 and 2012).
Baylor's 1946 team lost to Oklahoma A&M in the regional semifinals in Kansas City, Mo.
Baylor's 1948 squad lost to Kentucky in the national title game at New York's Madison Square Garden,
Baylor's 2010 team lost to Duke in the Elite Eight at Houston's Reliant Stadium.
Baylor's 2012 team lost to Kentucky in the Elite Eight at Atlanta's Georgia Dome.
Baylor's first eight NCAA bids all came in even-numbered years – 1946, 1948, 1950, 1988, 2008, 2010, 2012 and 2014. BU has appeared in six of the last seven NCAA Tournaments (2014, 2015, 2016, 2017, 2019, 2021).
Baylor played in three tournaments in a five-year span between 1946-1950 under head coach Bill Henderson, including Final Four appearances in 1948 and 1950.

FIRST TIME AS NO. 1 SEED

- Baylor's No. 1 seed is the highest in program history. The previous high was No. 3 in 2010, 2012, 2015 and 2017.
This marks the fifth time in the last 11 NCAA Tournaments Baylor has earned a top-3 seed.
BU is 11-4 in NCAA Tournament games as the higher seed, including 2-1 in Sweet 16 games.
BU is 2-5 in NCAA Tournament games as the lower seed, though four of those five losses were to top-2 seeds.

Table with 5 columns: YEAR – ROUND, MATCHUP, WINNER, SCORE, SITE. Lists tournament history from 1988 to 2021.

FIFTH SWEET 16 SINCE 2010

- Baylor is making its 5th Sweet 16 appearance in the last 11 tournaments (2010, 2012, 2014, 2017, 2021).
BU is 1 of 13 programs with 5+ Sweet 16 appearances since 2010, joining Arizona, Baylor, Duke, Florida, Gonzaga, Kansas, Kentucky, Michigan, Michigan State, North Carolina, Oregon, Syracuse and Wisconsin.
Scott Drew (50) is the youngest of 10 coaches to lead their current team to 5+ Sweet 16s since 2010.

APPEARANCES IN SIX OF LAST SEVEN NCAA TOURNAMENTS

- Baylor is appearing in the NCAA Tournament for the sixth time in the last seven tournaments.
BU is 1 of 16 teams to appear in six NCAA Tournaments since 2014, joining Duke, Gonzaga, Kansas, Kentucky, Michigan, Michigan State, North Carolina, Oklahoma, Oregon, Purdue, VCU, Villanova, Virginia, Wichita State and Wisconsin.

FIVE BEARS WITH PREVIOUS NCAA TOURNAMENT EXPERIENCE

- Five Baylor players have previous NCAA Tournament, four of which were with Baylor in the 2019 Tournament.
Jared Butler, Matthew Mayer, Flo Thamba and Mark Vital all played two games in the 2019 Tournament. Butler and Vital started both games, as the Bears defeated Syracuse and lost to No. 1 seed Gonzaga.
Davion Mitchell came off the bench in two games in the 2018 Tournament while at Auburn.

SCOTT DREW IN NCAA TOURNAMENTS

- Head coach Scott Drew has a 13-8 record over nine NCAA Tournament appearances.
Drew has guided Baylor to nine of the last 12 NCAA Tournaments. Prior to Drew's arrival, Baylor had been to only four NCAA Tournaments, including just once in the 53 seasons preceding his arrival in 2003-04.
Drew was a major factor in Valparaiso's six NCAA appearances (1996, 1997, 1998, 1999, 2000, 2002) while an assistant on his father Homer's staff.
In 2008, Drew guided Baylor to its first NCAA Championship appearance in 20 seasons (since 1988) and just its second appearance in 58 seasons since going to the eight-team tournament in 1950.



SCOTT DREW
HEAD COACH
18TH SEASON AT BAYLOR

THE DREW FILE

PERSONAL
Birthdate: Oct. 23, 1970
Birthplace: Kansas City, Mo.
Family: Wife, Kelly; daughter Mackenzie, sons Peyton and Brody

EDUCATION
College: Butler, 1993; Valparaiso, 1994 (Master's)

COACHING EXPERIENCE
1993-01 Valparaiso (assistant coach)
2001-02 Valparaiso (associate head coach)
2002-03 Valparaiso (head coach)
2003-pres. Baylor (head coach)

THE DREW WORKSHEET

Table with 4 columns: YEAR, SCHOOL, OVERALL, CONF. Lists season-by-season performance from 2002-03 to 2020-21.

† Baylor played no non-conference schedule due to NCAA sanctions.
* Two of Baylor's wins were credited to interim head coach Jerome Tang.
¹ NCAA Tournament Appearances | ² NIT Appearances | ³ COVID-19 pandemic

DREW VS. 2020-21 OPPONENTS

Table with 2 columns: OPPONENT, CAREER. Lists record against various opponents like Alcorn State, Arkansas-Pine Bluff, Auburn, etc.

MISCELLANEOUS STATISTICS

Current Streak.....	Won 2
Current Home Streak.....	Won 13
Current Neutral Streak.....	Won 2
Current Road Streak.....	Won 1
Last Win.....	March 21 vs. Wisconsin (76-63)
Last Home Win.....	March 7 vs. #18 Texas Tech (88-73)
Last Neutral Win.....	March 21 vs. Wisconsin (76-63)
Last Road Win.....	March 2 at #6 West Virginia (94-89)
Last Loss.....	March 12 vs. #12 Oklahoma State (74-83)
Last Home Loss.....	Feb. 22, 2020 vs. #3 Kansas (61-64)
Last Neutral Loss.....	March 12 vs. #12 OSU (74-83)
Last Road Loss.....	Feb. 27 at #17 Kansas (58-71)

2020-21 RECORD BY STARTING LINEUP

Mitchell (g), Butler (g), Teague (g), Vital (f), Thamba (f)..... 24-2

RECORD WHEN...

	2020-21		DREW
	ALL	B12	ERA
Leading or tied at halftime	21-0	10-0	298-48
Trailing at halftime	3-2	3-1	70-167
Shoot 50 percent or higher	13-0	7-0	168-12
Shoot lower than 50 percent	11-2	6-1	200-203
Shoot higher pct than opponent	21-0	10-0	316-29
Shoot lower percentage than opp	3-2	3-1	52-186
Opp. shoot lower than 50 percent	21-1	11-0	345-116
Opp. shoot 50 percent or higher	3-1	2-1	23-99
Score fewer than 60 points	0-1	0-1	16-51
Score 60-plus points	24-1	13-0	352-164
Score 70-plus points	22-1	11-0	304-70
Score 80-plus points	15-0	7-0	154-12
Score 90-plus points	7-0	3-0	66-3
Score 100-plus points	4-0	2-0	25-0
Opp. score fewer than 50 points	2-0	1-0	38-1
Opp. score fewer than 60 points	7-0	2-0	136-9
Opp. score fewer than 70 points	17-0	9-0	263-55
Opp. score fewer than 80 points	22-1	12-1	347-145
Opp. score 80-plus points	2-1	1-0	21-70
Opp. score 90-plus points	0-0	0-0	3-19
More rebounds than opponent	16-1	8-0	275-81
Equal/fewer rebounds than opp.	7-1	4-1	92-134
Fewer turnovers than opp.	18-2	9-1	195-72
Equal/more turnovers than opp.	6-0	4-0	173-143
Games decided by 5 or fewer pts	2-0	2-0	74-63
OT games	1-0	1-0	20-5
Games as AP ranked team	24-2	13-1	198-69
Games vs. AP ranked opponents	7-2	6-1	54-102
Games following a loss	3-0	1-0	113-96
Games following a win	21-2	12-1	254-119
More points in paint than opp.	15-1	8-0	258-87
Equal/fewer pts in paint than opp.	9-1	5-1	110-128
More points off TO than opp.	20-2	10-1	230-75
Equal/fewer pts off TO than opp.	4-0	3-0	138-140
More bench points than opp.	18-0	8-0	219-108
Equal/fewer bench points than opp.	6-2	5-1	149-107
More 2nd-chance points than opp.	21-1	11-0	221-111
Equal/fewer 2nd-ch. pts than opp.	3-1	2-1	147-104
Playing in November	2-0	0-0	79-15
Playing in December	6-0	1-0	84-19
Playing in January	8-0	7-0	84-63
Playing in February	2-1	2-1	69-71
Playing in March	6-1	3-0	50-46
Playing in April	0-0	0-0	2-1

BAYLOR FAMILY WELL-REPRESENTED AT 2021 BIG DANCE

- Baylor has connections to the head coaches of three additional 2021 NCAA Tournament teams.
- Grand Canyon head coach Bryce Drew is Scott's younger brother, Oral Roberts head coach Paul Mills was an assistant on Drew's staff throughout Drew's first 14 seasons at Baylor (2004-17) and North Texas head coach Grant McCasland was on Drew's Baylor staff for five seasons (2012-16).
- Both of Drew's former assistants pulled off overtime upsets in their first-round games – No. 15 Oral Roberts beat No. 2 Ohio State and No. 13 North Texas defeated No. 4 Purdue. ORU advanced to the Sweet 16 by beating Florida.

NATION'S-BEST 13-3 VS. RANKED TEAMS OVER LAST TWO SEASONS

- Baylor is 13-3 against AP Top-25 ranked teams over the last two seasons. BU became the first team since Indiana in 1974-76 to win 10 of 11 games against ranked opponents before the Feb. 27 loss at Kansas ended the run.
- The 13-3 record includes 7-2 away from home, with neutral wins vs. #17 Villanova (Nov. 2019) and #5 Illinois (Nov. 2020) and road wins at #22 Texas Tech (Jan. 2020), at #4 Kansas (Jan. 2020), at #15 Texas Tech (Jan. 2021), at #6 Texas (Feb. 2021) and at #6 West Virginia (March 2021).
- BU is 6-1 at home vs. ranked teams in the last 2 seasons – wins vs. #12 Arizona (Dec. 2019), #18 Butler (Dec. 2019), #14 West Virginia (Feb. 2020), #9 Kansas (Jan. 2021), #17 Oklahoma State (March 2021) and #18 Texas Tech (March 2021), and the lone loss by 3 points to #3 Kansas (Feb. 2020).

NINE CONSECUTIVE POSTSEASON BERTHS

- Baylor is on a school-record streak of nine consecutive postseason berths and has appeared in 12 of the last 13 postseasons. BU made seven postseason appearances in the program's 97 seasons prior to the **Scott Drew** era.
- Baylor is 1 of 10 teams to appear in every postseason since 2012, joining Gonzaga, Iona, Kansas, Michigan State, North Carolina, Oregon, Saint Mary's, Virginia and Wichita State.
- BU earned NCAA Tournament bids in 2012, 2014, 2015, 2016, 2017, 2019 and 2021 and NIT bids in 2013 and 2018.
- Baylor has appeared in 12 of the last 13 postseasons since 2008. Prior to that, Baylor's only postseason berths were in 1946 (NCAA), 1948 (NCAA), 1950 (NCAA), 1987 (NIT), 1988 (NCAA), 1990 (NIT) and 2001 (NIT).

BUTLER AND DREW LEAD GROUP OF SIX BIG 12 HONOREES

- **Jared Butler** was named AP Big 12 Player of the Year, while **Scott Drew** earned Big 12 Coach of the Year.
- **Butler** became Baylor's first conference Player of the Year since David Wesley in the 1992 SWC.
- **Drew**, a National Coach of the Year candidate, earned his second-consecutive Big 12 Coach of the Year award.
- Six from the Baylor program earned Big 12 honors, led by **Butler's** unanimous All-Big 12 First Team selection. **Davion Mitchell** (First Team), **MaCio Teague** (Second Team) and **Mark Vital** (HM) were also recognized.
- **Jonathan Tchamwa Tchatchoua** was named to the All-Newcomer Team.
- For a second-straight season, BU had 60% of the Big 12 All-Defensive Team (**Butler, Mitchell, Vital**).

TRIO OF BAYLOR GUARDS NAMED ALL-AMERICANS

- **Jared Butler** (unanimous First Team), **Davion Mitchell** (AP & Sporting News Third Team) and **MaCio Teague** (NCAA.com Third Team) combined to give BU three All-Americans for the first time in program history.
- **Butler** joined Hubert Kirkpatrick (Helms Foundation 1938) as the only First-Team All-Americans in BU history.
- **Butler** is now a 2-time All-American (Third Team last season), Baylor's first since Micheal Williams in 1987-88.
- Baylor has now had 11 different All-Americans in the Drew era – Curtis Jerrells, Ekpe Udoh, Tweety Carter, LaceDarius Dunn, Pierre Jackson, Perry Jones III, Rico Gathers, Johnathan Motley, Butler, Mitchell and Teague.
- **Butler** was named AP Big 12 Player of the Year. He is Baylor's third conference player of the year, joining Terry Teague (1980 Southwest Conference) and David Wesley (1992 Southwest Conference).

BUTLER A NATIONAL PLAYER OF THE YEAR CANDIDATE

- **Jared Butler** is a Bob Cousy Point Guard Award finalist (1 of 5), a Naismith Trophy Semifinalist (1 of 10), and he's on the Wooden Award National Ballot (1 of 15) and a Lute Olson Award finalist.
- Regarded as "the nation's best 2-way player," Butler was also 1 of 15 on the Naismith Defensive POY watch list.
- Butler leads the Big 12 Conference in steals (2.1) and 3FG% (.415). He ranks 2nd in the league in 3-pointers made (2.5), 3rd in assists (4.8), 3rd in scoring (16.9), 4th in FG% (.479) and 5th in assist-to-turnover ratio (1.62).
- Butler has posted 20-point games on the road against 8 of 9 Big 12 opponents over the last 2 seasons.
- Butler is on track to graduate in May, less than 3 years after enrolling at Baylor in August 2018. He also serves as a student-athlete representative on the NCAA Division I Men's Basketball Oversight Committee.

ONE OF THE GREATEST REBUILDS IN NCAA HISTORY

- **Scott Drew** became Baylor head coach in 2003, starting one of the greatest rebuilds in NCAA history.
- Drew was named 2020 NBC Sports National Coach of the Year and 2017 Basketball Times National COY.
- Drew is now in his 18th season at Baylor and is the school's all-time wins leader (366).
- Drew is coaching his 582nd game at Baylor (366-215). His .630 winning pct. is best in BU history among coaches with 40+ games, and he's the program's all-time wins leader with 165 more victories than any other coach.
- Baylor has a .695 winning percentage (332-146) since Drew's first year with no scholarship restrictions in 2007-08 and a .709 winning percentage (241-99) over the last 10 seasons since 2011-12.
- Drew (50) is the youngest of 10 coaches nationally to take his current program to five Sweet 16s since 2010.
- Baylor is playing its 268th game as a ranked team in Drew's 18 seasons. BU was ranked in 2 of 2,197 games over the program's first 97 seasons prior to Drew. Since 2008-09, BU has been ranked in 265 of 447 games.
- Baylor joins Kansas as the only Power-5 teams with 18+ wins in every season since 2008.
- In Drew's first 17 seasons at Baylor, 44 players have gone on to professional careers.

DREW'S BEARS 11-1 AGAINST BIG EAST

- Saturday is Baylor's second time facing Villanova and the Bears' 13th game against Big East members under Drew.
- BU is 11-1 against the Big East under Drew, with the lone loss at Xavier in 2017. Drew has wins against seven Big East teams – Xavier (3-1), Creighton (2-0), Providence (2-0), St. John's (1-0), Georgetown (1-0), Villanova (1-0) and Butler (1-0).
- Baylor is 11-0 under Drew against the Big East in home or neutral games (7-0 neutral, 4-0 home, 0-1 road).
- Drew vs. Big East – 2008 win vs. Providence (n), 2009 win vs. Georgetown (h), 2009 win vs. Xavier (n), 2012 win vs. Xavier (n), 2012 win vs. St. John's (n), 2013 win vs. Providence (h), 2014 win vs. Creighton (n), 2016 win vs. Xavier (h), 2017 win vs. Creighton (n), 2017 loss at Xavier, 2019 win vs. Villanova (n), 2019 win vs. Butler (h).

ONE OF FOUR PROGRAMS RANKED NO. 1 IN THREE OF LAST FIVE SEASONS

- Baylor joins Duke, Gonzaga and Kansas as the only programs ranked No. 1 in three seasons since 2017.
- BU was No. 1 for the first time on Jan. 9, 2017, spent five weeks ranked No. 1 in 2020 and was No. 1 in the preseason and week 1 coaches' polls this year. All told, BU has been No. 1 for eight weeks since 2017.
- The Bears have been ranked in 24 of 25 AP Top 25 spots during the Drew era (all since 2008). The only spot Baylor hasn't been ranked in the AP poll is No. 8.

TWO NAISMITH DEFENSIVE PLAYER OF THE YEAR SEMIFINALISTS

- For the second straight season, Baylor is the only team with two Naismith Defensive Player of the Year semifinalists.
- **Davion Mitchell** and **Mark Vital** have been semifinalists two straight years. Mitchell advanced as 1 of 4 finalists this season, and Vital was 1 of 4 finalists last season.
- Both **Mitchell** (coaches) and **Vital** (The Athletic) earned Big 12 Defensive Player of the Year honors.
- "The nation's best on-ball defender," **Mitchell** has earned the nickname "Off Night" for his habit of forcing the player he's defending into having an off night. He ranks 2nd in the Big 12 with 2.0 steals per game.
- "The nation's more versatile defender," **Vital** has earned a reputation for his ability to guard any position the floor.

BIG 12 INDIVIDUAL RANKINGS (THRU 3/26/21)

- **Jared Butler** – 1st steals (2.1), 1st 3FG% (.415), 2nd 3FGs (2.5), 3rd assists (4.8), 3rd scoring (16.9), 4th FG% (.479), 5th A-T ratio (1.62), 4th 20-point games (8)
- **Davion Mitchell** – 1st assists (5.4), 1st FG% (.521), 2nd steals (2.0), 2nd A-T ratio (2.07), 7th 3-pointers (2.3), 12th scoring (14.1), 13th minutes (32.8)
- **MaCio Teague** – 4th scoring (16.1), 3rd FG% (.481), 9th 3-pointers (2.1)
- **Jonathan Tchamwa Tchatchoua** – 17th rebounds (5.1), 12th offensive rebounds (1.9)
- **Mark Vital** – 5th rebounds (6.7), 8th blocks (0.9), 3rd offensive rebounds (2.9)
- **Matthew Mayer** – 13th steals (1.2)

THIRTY-SIX WINS VS. RANKED TEAMS IN LAST SEVEN SEASONS

- Baylor has gone 36-35 against ranked teams since the start of the 2014-15 season (13-3 last 2 seasons).
- BU is 54-75 against AP-ranked teams since 2007-08 after going 17-122 in the program's first 101 seasons.
- Baylor has won multiple games vs. AP Top 25 teams in each of the last 14 seasons (including this season).
- The Bears have defeated at least five ranked teams in six of the last eight seasons.

TWENTY-EIGHT STRAIGHT WEEKS AP TOP-5 RANKED

- BU is ranked No. 3 in the March 15 AP Top 25, extending its school-record streak to 28 straight weeks top-5 ranked. The Bears were top-5 ranked in 12 total weeks in program history prior to the current streak.
- Baylor has been in the AP Top 25 a school-record 37-straight weeks, which is the nation's 3rd-longest active streak behind only Gonzaga (95) and Villanova (40).
- Baylor's 5-week streak at No. 1 last season was the longest since Kentucky in 2015.

SCOTT DREW COACHING TREE

- Three current Division I head coaches took their first DI head coaching jobs after stints on Scott Drew's BU staff.
- **Matthew Driscoll** is in his 12th season as head coach at North Florida after six seasons as a Baylor assistant.
- **Grant McCasland** is in his fourth season as head coach at North Texas. He spent five years as a Baylor assistant before taking over as Arkansas State head coach for one season in 2016-17.
- **Paul Mills** is in his fourth season as head coach at Oral Roberts. He was a member of Drew's original Baylor staff in 2003-04 and spent 14 years with Drew, the final eight as an assistant coach.
- All 3 former assistants have led their teams to NCAA Tournaments – Driscoll led UNF to the 2015 NCAA Tournament, while McCasland (UNT) and Mills (ORU) both earned 2021 NCAA Tournament berths.

BEARS INK HIGHEST-RANKED RECRUITING CLASS IN PROGRAM HISTORY FOR 2021-22

- Baylor signed the highest-ranked recruiting class in program history in November, inking a trio of top-40 recruits for the 2021-22 season. BU's 2021 recruiting class was ranked No. 4 nationally by ESPN.
- The Bears signed 5-star forward **Kendall Brown**, 4-star guard **Langston Love** and 4-star forward **Jeremy Sochan**.
- **Brown** is ranked No. 12 nationally, **Love** is ranked No. 23 nationally and **Sochan** is ranked No. 40 nationally.
- **Brown** attends Sunrise Christian Academy in Bel Aire, Kan. and is a Cottage Grove, Minn. native.
- **Love** attends Montverde Academy in Florida and is a University City, Texas native.
- **Sochan** attends Orange Academy in Germany and is a Southampton, United Kingdom native. He debuted Feb. 20 for the Poland Senior National Team, becoming the youngest Polish National Team player in program history.

DOUBLE-FIGURE GAMES

POINTS	20-21	CAREER
MaCio Teague	23	99 (54 at UNC Asheville)
Jared Butler	23	66
Davion Mitchell	20	37 (2 at Auburn)
Adam Flagler	11	43 (32 at Presbyterian)
Matthew Mayer	10	20
J. Tchamwa Tchatchoua	5	6 (1 at UNLV)
Mark Vital	2	26
LJ Cryer	2	2
Flo Thamba	1	2
Jordan Turner	1	1
Zach Loveday	1	1

REBOUNDS	20-21	CAREER
Mark Vital	6	18
J. Tchamwa Tchatchoua	2	4 (2 at UNLV)
MaCio Teague	1	5 (3 at UNC Asheville)
Flo Thamba	1	1

DOUBLE-DOUBLES	20-21	CAREER
MaCio Teague	1	5 (3 at UNC Asheville)
Mark Vital	1	3
J. Tchamwa Tchatchoua	1	2 (1 at UNLV)
Davion Mitchell	1	2
Jared Butler	1	1

20+ POINTS	20-21	CAREER
Jared Butler	8	18
MaCio Teague	6	29 (20 at UNC Asheville)
Davion Mitchell	5	5
Adam Flagler	1	11 (10 at Presbyterian)

30+ POINTS	20-21	CAREER
Jared Butler	1	3
MaCio Teague	1	3 (2 at UNC Asheville)
Davion Mitchell	1	1

ACTIVE STREAKS

CONSECUTIVE STARTS

76	Jared Butler
56	Davion Mitchell
31	MaCio Teague
27	Mark Vital
26	Flo Thamba

CONSECUTIVE GAMES PLAYED

90	Jared Butler
90	Davion Mitchell (34 at Auburn)
60	Matthew Mayer
31	MaCio Teague
28	Flo Thamba
27	Mark Vital
20	Adam Flagler
8	Jonathan Tchamwa Tchatchoua
2	Cryer, Loveday, Moffatt, Paterson, Turner

CONSECUTIVE GAMES WITH 3-POINTER

16	Jared Butler
15	Davion Mitchell
8	MaCio Teague
4	Matthew Mayer
2	Adam Flagler

CONSECUTIVE GAMES WITH 10+ POINTS

8	Davion Mitchell
7	Jared Butler
1	Matthew Mayer

LARGEST LEADS & DEFICITS

	W/L	HALFTIME SCORE	HALFTIME MARGIN	LARGEST LEAD	LARGEST DEFICIT
vs. Louisiana	W	112-82	+13 (53-40)	+33	-4
vs. Washington	W	86-52	+14 (38-24)	+37	—
vs. #5 Illinois	W	82-69	+1 (31-30)	+16	-2
SFA	W	83-52	+16 (38-22)	+37	-2
at K-State	W	100-69	+29 (56-27)	+32	—
UAPB	W	99-42	+43 (55-12)	+58	—
Central Ark.	W	93-56	+18 (53-35)	+43	—
Alcorn St.	W	105-76	+32 (59-27)	+44	-4
at Iowa St.	W	76-65	+4 (36-32)	+13	-3
Oklahoma	W	76-61	+17 (42-25)	+19	—
at TCU	W	67-49	-1 (29-28)	+18	-4
at #15 TTU	W	68-60	+8 (26-18)	+10	-3
#9 Kansas	W	77-69	+13 (41-28)	+16	—
at Oklahoma St.	W	81-65	-4 (32-36)	+18	-9
K-State	W	107-59	+28 (56-24)	+52	—
Auburn	W	84-72	+5 (35-30)	+21	-2
at #6 Texas	W	83-69	+7 (41-34)	+15	-2
Iowa St.	W	77-72	-5 (32-37)	+5	-17
at #17 Kansas	L	58-71	-3 (30-33)	+4	-13
at #6 WVU	W	94-89 OT	+4 (35-31)	+12	-7
#17 Oklahoma St.	W	81-70	+11 (42-31)	+14	-1
#18 Texas Tech	W	88-73	+2 (34-32)	+22	—
vs. Kansas St.	W	74-68	+2 (36-34)	+12	-1
vs. #12 OSU	L	74-83	-5 (30-35)	+8	-9
vs. Hartford	W	79-55	+16 (37-21)	+29	-4
vs. Wisconsin	W	76-63	+13 (42-29)	+18	-5

GAME TRENDS

	W/L	SCORE	TIME LEADING	TIME TRAILING	TIME TIED
vs. Louisiana	W	112-82	37:27	1:32	1:01
vs. Washington	W	86-52	38:15	—	1:45
vs. #5 Illinois	W	82-69	24:48	6:43	8:29
SFA	W	83-52	36:56	0:54	2:10
at K-State	W	100-69	39:20	—	0:40
UAPB	W	99-42	38:51	—	1:09
Central Ark.	W	93-56	39:41	—	0:19
Alcorn State	W	105-76	35:59	2:40	1:21
at Iowa St.	W	76-65	34:53	1:33	3:34
Oklahoma	W	76-61	39:25	—	0:35
at TCU	W	67-49	31:06	5:45	3:09
at #15 TTU	W	68-60	30:14	4:47	4:59
#9 Kansas	W	77-69	39:43	—	0:17
at Oklahoma St.	W	81-65	16:11	20:26	3:23
K-State	W	107-59	37:55	—	2:05
Auburn	W	84-72	35:27	1:01	3:32
at #6 Texas	W	83-69	36:45	1:08	2:07
Iowa St.	W	77-72	4:01	33:39	2:20
at #17 Kansas	L	58-71	4:49	31:53	3:18
at #6 WVU	W	94-89 OT	25:50	15:11	3:59
#17 Oklahoma St.	W	81-70	38:42	0:58	0:20
#18 Texas Tech	W	88-73	38:36	—	1:24
vs. Kansas St.	W	74-68	37:08	1:29	1:23
vs. #12 OSU	L	74-83	19:33	17:29	2:58
vs. Hartford	W	79-55	33:54	4:18	1:48
vs. Wisconsin	W	76-63	33:32	3:40	2:48
TOTAL			829:01	155:06	60:53

PROTECTING HALFTIME LEADS

- BU is 75-5 in its last 80 games when leading at halftime – 21-0 in 2021, 21-2 in 2020, 15-3 in 2019 and 15-0 in 2018.
- Baylor has won 90% of its games (109-21) when leading at the half in the last 10 seasons (21-0 in 2021, 21-2 in 2020, 15-3 in 2019, 15-0 in 2018, 18-3 in 2017, 18-2 in 2016, 21-7 in 2015, 18-2 in 2014, 17-1 in 2013 and 26-1 in 2012).
- BU has won 40% of games in which its been tied or trailing at the half since 2011-12, going 51-78 in those.

BUTLER AND TEAGUE FINALISTS FOR POSITIONAL AWARDS

- **Jared Butler** and **MaCio Teague** have been named finalists for Basketball Hall of Fame Starting 5 Awards.
- **Butler** is 1 of 5 finalists for the Bob Cousy Point Guard of the Year Award. He is up against Illinois' Ayo Dosunmu, OSU's Cade Cunningham, Gonzaga's Jalen Suggs and Villanova's Collin Gillespie.
- **Butler** has led the Bears to a 6-1 record vs. the teams of the other finalists over the last 2 seasons.
- **Teague** is 1 of 5 finalists for the Jerry West Shooting Guard of the Year Award. He is up against Gonzaga's Joel Ayayi, Houston's Quentin Grimes, Iowa's Joe Wieskamp and Oregon's Chris Duarte.
- Among the 5 finalists, **Teague** leads in career points per game, assists, steals, 3-pointers, free throws and FT%.

"OFF NIGHT" MITCHELL NAMED ALL-AMERICAN AND BIG 12 DEFENSIVE POY

- **Davion Mitchell** was named Sporting News Third-Team All-America and picked up Big 12 Defensive Player of the Year from the league's coaches. He averaged 15.4 ppg in Big 12 play, up from 11.0 ppg in non-conference play.
- Regarded as "the nation's best on-ball defender," Mitchell is 1 of 4 finalists for Naismith Defensive POY.
- Mitchell leads the Big 12 in FG% (.521) and can become the first player under 6'5" to lead the Big 12 in FG%.
- In conference games, Mitchell led the Big 12 in 3FG% (.449), ranked 2nd in ast-to ratio (1.80), 3rd in assists (4.5), 3rd in FG% (.500), 3rd in 3-pointers made (2.5), 5th in steals (1.6), 9th in scoring (15.4) and 5th in minutes (34.8).
- Mitchell's last 12 games: 17.2 ppg, 48% 3FGs (34-of-71), 4.8 apg, 1.8 spg, 2.23 AST-TO ratio (58 ast/26 TOs).
- Baylor is 50-6 with Mitchell in the lineup, including a league-best 28-4 mark in Big 12 play over the last 2 seasons.
- When Mitchell has played 20+ minutes, his collegiate teams are 62-6 (12-0 at Auburn, 50-6 at Baylor).
- Baylor is 26-0 when Mitchell posts 5+ assists and 32-3 when he scores 10+ points.

TEAGUE RECORDS FOURTH ALL-CONFERENCE SEASON

- **MaCio Teague** has earned all-conference honors in all 4 collegiate seasons – All-Big South First Team in 2017 and 2018 at UNC Asheville and All-Big 12 Second Team in 2020 & 2021 at Baylor.
- Teague was named a Third-Team All-American by NCAA.com, becoming the 11th All-American of the Drew era.
- Teague ranks 4th in the Big 12 in scoring (16.1), 3rd in field goal percentage (.481) and 9th in 3-pointers (2.1).
- Teague is the nation's only active player with 1,500+ career points (1,886), 500+ rebounds (535), 250+ assists (269), 125+ steals (139) and 250+ made 3-pointers (281).
- Teague tied the school-record with 10 made 3-pointers on March 7 vs. Texas Tech – the most ever by a Baylor player in a conference game and the 2nd-most by any Big 12 Conference player in the league's 25-year history.
- The Bears have gone 50-6 since Teague's first game at Baylor, including 28-4 in Big 12 play.
- Teague has started all but 3 games (Nov. 20, 2016, Feb. 18, 2020, Feb. 22, 2020) in his career.
- Baylor is 42-3 when Teague scores 10+ points and 18-2 when he leads the team in scoring.

VITAL TO BEARS' SUCCESS

- **Mark Vital** is back after being named one of 4 Naismith Defensive Player of the Year Award finalists in 2020.
- "The nation's most versatile defender" Vital was again among 10 semifinalists for Naismith Defensive POY.
- Vital has played in 45 career Big 12 wins (45-22), passing A.J. Walton (39-29) for the school record.
- Vital was unanimously selected to the Big 12 All-Defensive Team for a second-straight season and earned All-Big 12 honors for the third time in his career (2019 honorable mention, 2020 Third Team, 2021 honorable mention).
- Vital had his first double-double of the year (10 pts, 15 rebs) in a senior night win on March 7 vs. Texas Tech.
- Vital posted a career-high 19 points on 8-of-9 from the field in the Jan. 23 win at Oklahoma State.
- In Baylor's Nov. 29, 2020 game vs. Washington, Vital's 15 rebounds matched all Washington players combined (15). That was the second time Vital accomplished the feat, after doing so for the first time at Arizona in 2018.

BENCH TRIO SCORING WITH EFFICIENCY

- **Adam Flagler**, **Matthew Mayer** and **LJ Cryer** give the Bears a trio of efficient shooters off the bench.
- All 3 are shooting at least 38% from 3-point range – Mayer (.422), Flagler (.400), Cryer (.381) – and combined they've shot .403 from behind the arc (81-of-201) and averaged 3.1 made 3-pointers per game.
- Flagler has scored in double-figures in 11 of 24 games played this season, including six games with 15+ points, Mayer has 10+ points in 10 of 26 games, and Cryer has twice scored 15+ points off the bench.
- Flagler has made at least one 3-pointer in 52 of 60 collegiate games. He's made multiple 3-pointers in 44 of 60 career games, including 28 games with 3+ made treys.
- Mayer has scored in double-figures in 9 of the last 21 games and has 4 games this season with 15+ points. He's shooting 53% inside the arc (53-100) and is 2nd on the team with 21.5 points per 40 minutes.
- Cryer has made a 3-pointer in 8 of 11 games with an attempt and is shooting .381 from 3-point range.

TCHAMWA TCHATCHOUA PROVIDING SPARK OFF BENCH

- **Jonathan Tchamwa Tchatchoua** missed the Feb. 23 game vs. Iowa State due to COVID protocols, but he has seen 11+ minutes off the bench in 24 of 25 games played this season, including 12 games with 20+ minutes.
- "Every Day Jon" earned Big 12 All-Newcomer Team honors after playing 19.8 minutes per game off the bench.
- Tchamwa Tchatchoua leads all Big 12 reserves with 5.1 rebounds per game, which ranks 17th overall.
- Tchamwa Tchatchoua has made 50% of his FGs on dunks (33-of-66), including all 5 in the win over Washington.

PROGRAM HIGHLIGHTS

- Drew is in his 18th season at Baylor and is the school's all-time wins leader (366).
- Baylor has had a nation-leading four players selected in the NBA Draft since 2010 who weren't ranked in the ESPN100 out of high school — Quincy Acy, Ekpe Udoh, Pierre Jackson and Taurean Prince.
- Drew has graduated 52 players during his Baylor tenure, averaging 3 graduates per season.
- The Bears have advanced to postseason play in a school-record nine straight seasons (7 NCAA, 2 NIT).
- Baylor is 23-4 in regular-season tournaments since 2013-14, including 4 regular-season tournament titles.
- Drew has won 20+ games in 12 of the last 14 years — the Bears had 3 seasons of 20+ wins prior to his arrival.

44 PRO PLAYERS IN DREW ERA

- In Scott Drew's 17 years at Baylor, 44 of his players have gone on to professional careers.
- Six of Drew's players have been in the NBA recently, and they all graduated from Baylor — Quincy Acy (Suns), Johnathan Motley (Suns), Royce O'Neale (Jazz), Taurean Prince (Cavs), Ekpe Udoh (Jazz) and Freddie Gillespie (Mavs).

POINT GUARDS THRIVE IN DREW'S SYSTEM

- Ten of Baylor's 11 starting point guards during the **Scott Drew** era have earned All-Big 12 recognition.
- Baylor's starting point guard has earned All-Big 12 recognition in 16 of 17 seasons since 2004-05.
- Jared Butler (2019, 2020, 2021), Davion Mitchell (2020, 2021), Makai Mason (2019), Manu Lecomte (2017, 2018), Lester Medford (2016), Kenny Chery (2014, 2015), Pierre Jackson (2012, 2013), Tweety Carter (2010), Curtis Jerrells (2007, 2008, 2009) and Aaron Bruce (2005, 2006, 2007) have earned All-Big 12 recognition.

PLAYER DEVELOPMENT — FROM UNRANKED TO NBA DRAFT PICKS

- Baylor has had a nation-leading four players selected in the NBA Draft since 2010 who weren't ranked in the ESPN100 out of high school.
- The only other schools with three such players were Colorado, Marquette, Missouri, New Mexico and Connecticut.
- Baylor developed **Quincy Acy**, **Ekpe Udoh**, **Pierre Jackson** and **Taurean Prince** into NBA Draft picks after joining the program as unranked recruits.

HISTORY OF DEVELOPMENT WITH REDSHIRTS

- Baylor has a track record of success when redshirting players. **Ekpe Udoh**, **Johnathan Motley**, **Cory Jefferson**, **Brady Heslip**, **Jo Lual-Acuil Jr.** and **Manu Lecomte** have all gone on to professional careers after redshirting.
- **Mark Vital**, **Freddie Gillespie**, **MaCio Teague** and **Davion Mitchell** have earned All-Big 12 honors after redshirting.
- **Adam Flagler** and **Jonathan Tchamwa Tchatchoua** redshirted last season while sitting out to satisfy NCAA transfer rules, while freshman **Jordan Turner** elected to redshirt last year. **Dain Dainja** is redshirting in 2020-21.

BAYLOR BASKETBALL ON THE RADIO

- Baylor basketball is aired live via the Baylor Sports Network from Learfield IMG College on ESPN Central Texas and flagship station 1660AM ESPN Radio (KRZI) in Waco and worldwide on Sirius/XM Radio.
- Games are broadcast by the "Voice of the Bears" John Morris, who was named NSMA 2019 Texas co-Sportscaster of the Year on Jan. 13, 2020, and former Baylor basketball standout Pat Nunley.
- Morris is in his 37th year doing BU broadcasts (26th full-time), and Nunley is in his 40th season as analyst.
- All of Baylor's games can be heard live on the Internet at www.BaylorBears.com and via the TuneIn App.

OFFENSIVE REBOUNDING A BAYLOR STAPLE

- Baylor has ranked top-10 nationally in offensive rebounding percentage in every season since 2013-14, including five times ranked in the nation's top-4. The Bears only cracked the top-20 once in Drew's first 10 years.
- Baylor's 7-year streak is the nation's best, and West Virginia (6 years) is the only other team with a 3+ year streak.
- Baylor currently ranks 6th nationally in offensive rebounding percentage, grabbing 36.7% of its missed field goals.
- Baylor finished ranked No. 8 nationally in 2019-20, No. 2 in 2018-19, No. 9 in 2017-18, No. 3 in 2016-17, No. 4 in 2015-16, No. 1 in 2014-15 and No. 3 in 2013-14. Prior to that top-10 streak, BU's best rank was No. 16 in 2011-12.

GRADUATING 91 PERCENT OF SENIORS

- Since **Scott Drew** took over the Baylor Basketball program in 2003, 34 of 37 scholarship players who have played their fourth years of collegiate eligibility under Drew have graduated from Baylor.
- Players recruited by Drew to graduate at Baylor: Tim Bush, Patrick Fields, Aaron Bruce, Mamadou Diene, Delbert Simpson, Curtis Jerrells, Henry Dugat, Kevin Rogers, Tweety Carter, Josh Lomers, Ekpe Udoh, Fred Ellis, Quincy Acy, Anthony Jones, J'mison Morgan, A.J. Walton, Cory Jefferson, Brady Heslip, Gary Franklin, Kenny Chery, Royce O'Neale, Lester Medford, Rico Gathers, Taurean Prince, Al Freeman, Johnathan Motley, Ishmail Wainright, Manu Lecomte, Jo Lual-Acuil Jr., Nuni Omot, Jake Lindsey, King McClure, Freddie Gillespie and Devonte Bando.

ENTIRE STAFF BACK FOR FOURTH-STRAIGHT SEASON

- Scott Drew's entire coaching staff returned for the 2020-21 season, a fourth-straight season of continuity.
- Jerome Tang is in his fourth season as associate head coach and has been on Drew's staff all 18 seasons at Baylor.
- Assistant coaches Alvin Brooks III (fifth season) and John Jakus (fourth season) also return to the bench.
- Special assistant & director of player development Jared Nuness is back for his 11th season, while director of basketball operations Aditya Malhotra returns for his eighth season. Special assistant to the head coach Bill Peterson and director of video operations Ty Beard are both back for their fourth seasons.

2020-21 SEASON HONORS**JARED BUTLER**

Wooden Award Finalist (1 of 15)
 Naismith Trophy Semifinalist (1 of 10)
 Bob Cousy Point Guard Award Finalist (1 of 5)
 All-America First Team (unanimous)
 Big 12 Player of the Year (AP; The Athletic)
 All-Big 12 First Team — unanimous (coaches; AP)
 Big 12 All-Defensive Team
 USBWA District VII Player of the Year
 USBWA District VII All-District Team
 NABC All-District 8 First Team
 Academic All-Big 12 First Team
 Naismith Trophy Defensive POY Watch List (1 of 15)
 Lute Olson Award Midseason Watch List
 NCAA National Player of the Week (Jan. 25)
 Naismith Trophy Player of the Week (Jan. 25)
 USBWA National Player of the Week (Jan. 26)
 Big 12 Player of the Week (Jan. 25)

SCOTT DREW

Big 12 Coach of the Year (second-straight year)
 Naismith Men's Coach of the Year Finalist (1 of 4)
 USBWA Henry Iba Award Finalist (1 of 4)
 NABC District 8 Coach of the Year
 USBWA District VII Coach of the Year

ADAM FLAGLER

Academic All-Big 12 First Team

DAVION MITCHELL

Naismith Trophy Defensive POY Finalist (1 of 4)
 All-America Third Team (AP, Sporting News)
 Big 12 Defensive Player of the Year
 All-Big 12 First Team (coaches)
 All-Big 12 Second Team (AP)
 Big 12 All-Defensive Team (unanimous)
 NABC All-District 8 First Team
 USBWA District VII All-District Team
 Naismith Trophy Midseason Team (1 of 30)
 Big 12 Player of the Week (Feb. 1)

JACKSON MOFFATT

Academic All-Big 12 First Team

JONATHAN TCHAMWA TCHATCHOUA

Big 12 All-Newcomer Team
 Academic All-Big 12 Second Team

MACIO TEAGUE

Jerry West Shooting Guard Award Finalist (1 of 5)
 All-America Third Team (NCAA.com)
 All-America Honorable Mention (AP)
 All-Big 12 Second Team (AP)
 All-Big 12 Third Team (coaches)
 Big 12 All-Tournament Team
 USBWA District VII All-District Team
 Academic All-Big 12 Second Team
 NCAA National Player of the Week (March 8)
 Big 12 Player of the Week (March 8)

MARK VITAL

Naismith Trophy Defensive POY Semifinalist (1 of 10)
 Big 12 Defensive Player of the Year (The Athletic)
 All-Big 12 Honorable Mention
 Big 12 All-Defensive Team (unanimous)
 Karl Malone Power Forward of the Year Watch List

SPECIALTY STATISTICS

[PP - Paint; POT - Turnovers; 2nd - Second chance; BP - Bench]

[BAYLOR-OPPONENT]				
OPPONENT	PP	POT	2ND	BP
vs. Louisiana-Lafayette	52-40	30-15	19-7	45-4
vs. Washington	34-26	11-9	24-7	37-26
vs. #5 Illinois	38-30	17-8	24-7	34-26
SFA	32-34	40-10	9-12	43-13
at Kansas State	38-34	21-8	14-13	33-34
UAPB	48-16	28-4	21-4	55-0
Central Arkansas	40-14	31-9	8-6	46-13
Alcorn State	40-24	31-17	18-17	47-46
at Iowa State	38-26	23-20	13-8	13-7
Oklahoma	32-28	12-22	16-8	40-9
at TCU	36-16	19-9	14-9	6-10
at #15 Texas Tech	16-22	22-12	11-5	26-5
#9 Kansas	34-30	26-23	12-11	13-17
at Oklahoma State	32-38	19-5	20-16	22-4
Kansas State	44-22	34-17	23-9	33-34
Auburn	32-44	14-15	20-15	38-16
at #6 Texas	36-32	20-14	2-5	17-4
Iowa State	38-30	10-10	8-6	26-7
at #17 Kansas	32-42	18-4	15-17	5-12
at #6 West Virginia	42-20	18-16	13-10	28-27
#17 Oklahoma State	34-40	26-18	8-11	24-20
#18 Texas Tech	26-30	13-15	17-15	8-23
vs. Kansas State	26-28	18-17	8-13	5-7
vs. #12 Oklahoma State	42-38	14-11	19-17	15-20
vs. Hartford	32-28	22-6	17-6	27-12
vs. Wisconsin	26-26	16-2	11-9	25-20
BAYLOR TOTAL	920	553	384	711
Baylor Average	35.4	21.3	14.8	27.3
OPP TOTAL	758	316	263	416
Opp Average	29.2	12.2	10.1	16.0

POINTS PER POSSESSION

GAME	BAYLOR	OPPONENT
vs. Louisiana-Lafayette	1.38	1.01
vs. Washington	1.28	0.78
vs. #5 Illinois	1.21	1.01
Stephen F. Austin	1.06	0.67
at Kansas State	1.47	1.01
Arkansas-Pine Bluff	1.39	0.59
Central Arkansas	1.18	0.71
Alcorn State	1.46	1.06
at Iowa State	1.00	0.86
Oklahoma	1.15	0.92
at TCU	1.03	0.75
at #15 Texas Tech	0.97	0.86
#9 Kansas	1.18	1.06
at Oklahoma State	1.19	0.97
Kansas State	1.37	0.76
Auburn	1.17	1.00
at #6 Texas	1.24	1.03
Iowa State	1.10	1.03
at #17 Kansas	0.94	1.15
at #6 West Virginia	1.25	1.19
#17 Oklahoma State	1.17	1.01
#18 Texas Tech	1.38	1.14
vs. Kansas State	1.09	1.00
vs. #12 Oklahoma State	0.99	1.11
vs. Hartford	1.03	0.71
vs. Wisconsin	1.19	0.98

BAYLOR 20-WIN SEASONS

- Baylor notched the 15th 20-win season in program history.
- In the program's first 101 seasons, Baylor posted 20+ wins just three times — 1945-46, 1947-48 and 1987-88.
- In the last 14 seasons, Baylor has 12 20-win campaigns.

SEASON	RECORD	COACH	POSTSEASON
1945-46	25-5	Bill Henderson	NCAA West Regional
1947-48	24-8	Bill Henderson	NCAA Runner-Up
1987-88	23-11	Gene Iba	NCAA First Round
2007-08	21-11	Scott Drew	NCAA First Round
2008-09	24-15	Scott Drew	NIT Runner-Up
2009-10	28-8	Scott Drew	NCAA Elite Eight
2011-12	30-8	Scott Drew	NCAA Elite Eight
2012-13	23-14	Scott Drew	NIT Champions
2013-14	26-12	Scott Drew	NCAA Sweet 16
2014-15	24-9	Scott Drew	NCAA Tournament
2015-16	22-11	Scott Drew	NCAA Tournament
2016-17	27-8	Scott Drew	NCAA Sweet 16
2018-19	20-13	Scott Drew	NCAA Second Round
2019-20	26-4	Scott Drew	Postseason Canceled
2020-21	24-2	Scott Drew	NCAA Sweet 16

BEARS KNOCK OFF WISCONSIN TO EARN 5TH SWEET 16 BERTH

- Baylor fell behind 7-2 early, then went on a 22-9 run to take a 24-16 lead and led by at least 7 points for the final 28 minutes in a 76-63 win over Wisconsin on March 21 in the NCAA Second Round at Hinkle Fieldhouse.
- **Matthew Mayer** had a team-high 17 points and 6 rebounds in 24 minutes off the bench, while **Jared Butler** and **Davion Mitchell** added 16 points apiece. BU was 8-of-17 on 3FGs, including **Adam Flagler's** halftime buzzer-beater.
- With the win, Baylor earned its fifth Sweet 16 berth, all since 2010.

BU ADVANCES TO NCAA TOURNAMENT SECOND ROUND WITH WIN OVER HARTFORD

- Baylor shook off a slow start and pulled away to win 79-55 in the March 19 first-round win over Hartford.
- The Bears' defense forced 24 turnovers and held Hartford to 0.71 PPP, its best PPP mark since Dec. 21.
- **MaCio Teague** led BU with 22 points, while **Jared Butler** added 13 points, 9 assists and 5 steals.

BEARS FALL IN BIG 12 CHAMPIONSHIP SEMIFINAL

- Baylor went 1-1 at the 2021 Big 12 Championship, notching a 74-68 quarterfinal win against Kansas State and falling 83-74 in a semifinal game against No. 12-ranked Oklahoma State.
- **MaCio Teague** was named to the All-Tournament Team after averaging 20.5 points and 4.5 rebounds per game.

MEMORABLE SENIOR NIGHT VICTORY OVER TEXAS TECH GIVES BU 7TH RANKED WIN

- Baylor put together a memorable senior night with an 88-73 win over No. 18 Texas Tech on March 7.
- **MaCio Teague** tied a school record with 10 made 3-pointers (10-of-12) and his 35 points tied the 4th-most points in a Big 12 game in BU history. He tied the 2nd-most made 3-pointers by any player in the Big 12's 25-year history.
- Fellow senior **Mark Vital** had his first double-double of the season with 10 points and 15 rebounds.

BU DEFEATS OKLAHOMA STATE FOR 6TH RANKED WIN OF SEASON

- Baylor controlled throughout in an 81-70 win over No. 17 Oklahoma State in Waco on March 4.
- The Bears built an 11-point halftime lead and led for 38:42 of game time, never trailing by more than 1 point.
- **Jared Butler** led with 22 points, while **Matthew Mayer** added a season-high 19 points off the bench.
- Baylor's three starting guards combined for 17 assists – **Davion Mitchell** (7), **Butler** (5) and **MaCio Teague** (5).

BEARS CLINCH FIRST CONFERENCE TITLE IN 71 YEARS IN OT WIN AT NO. 6 WEST VIRGINIA

- Baylor clinched its first conference title since 1950 by earning a dramatic 94-89 overtime victory at No. 6 West Virginia on March 2. The win improved the Bears to 4-0 vs. AP Top 10 teams this season.
- The Bears trailed 50-43 with 13:54 left, but the Bears regained the lead with a 12-4 run.
- BU was led by 25 points from **Jared Butler**, while **Davion Mitchell** added 20 and **Matthew Mayer** had 18.
- Butler sent the game to OT with a driving layup with 2 seconds left and Mitchell put the Bears in front for good on a layup with 57 seconds left in overtime. The Bears held WVU to 1 point in the final 2 minutes of OT.

BU SUFFERS FIRST LOSS OF SEASON AT NO. 17 KANSAS

- Baylor suffered its first loss of the season on Feb. 27 at No. 17 Kansas, 71-58. It was the first time BU trailed inside the final 4 minutes of a game this season and ended the 2nd-longest winning streak in BU history at 18.
- The Bears were held to a season-low 58 points, 9 points fewer than any previous game.
- BU was 6-of-26 on 3-pointers and 6-of-16 on free throws, but committed the fewest turnovers of the Drew era (3).

BEARS RETURN AFTER 21 DAYS, OVERCOME 17-POINT DEFICIT TO BEAT IOWA STATE

- Baylor played its first game in 21 days on Feb. 23 vs. Iowa State. The Bears fell behind 32-15 with 6:20 left in the first half, but they cut the deficit to 5 points at half and rallied to win 77-72.
- The 5-point win was the first time Baylor won by fewer than 8 points all season and the first time the Bears didn't lead throughout the final 7 minutes of a game all season. BU took its first lead with 4:26 left and didn't trail again.
- **Adam Flagler** stepped up with 22 points off the bench, and **Mark Vital** had 15 rebounds and 3 blocks.

2020-21 BAYLOR BASKETBALL GAME NOTES
BU PREVAILS IN TOP-10 BATTLE AT TEXAS

- Baylor pulled away for an 83-69 win at No. 6 Texas on Feb. 2, matching the best start in program history at 17-0.
- **Davion Mitchell** posted 27 points, while **Jared Butler** added 21 points and 4 steals.
- The Bears shot a blistering 59% from the field and won despite Texas shooting 55%, including 46% on 3FGs.

BENCH SPARKS BEARS PAST AUBURN IN BIG 12/SEC CHALLENGE

- BU used a 20-7 second-half run to pull away in an 84-72 win over Auburn on Jan. 30 in the Big 12/SEC Challenge.
- **Adam Flagler** posted a game-high 19 points off the bench, while **Matthew Mayer** added 13 points, including 10 points as part of the 20-7 run. **Jared Butler**, **Davion Mitchell** and **MaCio Teague** combined for 44 points.

BEARS TOP 100 AGAIN IN SWEEP OF K-STATE

- Baylor cruised to a 107-59 victory over K-State on Jan. 27. BU also scored 100 in the win in Manhattan earlier in the season, and those two wins are the only times a Bruce Weber-coached team has allowed 100+ points.
- This was the second time in BU history to score 100 points twice in a season vs. an opponent (1979 vs. TCU).
- It was BU's most points in regulation of a Big 12 game and 2nd-largest margin-of-victory in a conference game.
- **Davion Mitchell** posted a career-high 31 points, including 22 points in just 12 second-half minutes.

STRONG SECOND HALF THE DIFFERENCE IN WIN AT OKLAHOMA STATE

- Baylor trailed 34-25 late in the first half, the first time the Bears faced a deficit greater than 4 points all season, but the Bears turned up the intensity in the second half and pulled away for an 81-66 win at Oklahoma State on Jan. 23.
- BU trailed 50-48 with 12 minutes left, then went on a 19-1 run and led by double-digits the rest of the way.
- **Jared Butler** hit 3-pointers on 3-consecutive trips to turn a 3-point lead into a 12-point lead with 8 minutes left.
- Butler finished with 22 points, while **Mark Vital** had a career-high 19 points on 8-of-9 from the field.

BUTLER'S 30 LEAD BEARS PAST NO. 9 KANSAS

- Baylor jumped out to an 11-2 lead and led wire-to-wire in a 77-69 victory over No. 9 Kansas on Jan. 18.
- The Bears got 30 points from **Jared Butler**, who made 7-of-9 from 3-point range and added 8 assists.
- BU took a 41-28 halftime lead and led by at least 5 points for the final 36 minutes of game time.
- **Mark Vital** contributed 10 rebounds and a highlight-reel block, while **MaCio Teague** added 13 points.

DEFENSE STANDS TALL, OFFENSE SHINES LATE IN ROAD WIN AT NO. 15 TEXAS TECH

- Baylor held No. 15 Texas Tech to a season-low 18 first-half points, but the Bears trailed 45-44 with 7:14 left before going on a 17-6 run over the next 4:23 to pull away late in a 68-60 win in Lubbock on Jan. 16.
- **Adam Flagler** posted 15 points off the bench, including the go-ahead jumper to spark the late 17-6 run.
- **Davion Mitchell** led the Bears with 17 points, while **MaCio Teague** added 14 points.
- **Jared Butler** scored his only 7 points over a 70-second stretch in the final 5 minutes, including a pair of 3-pointers.

BEARS SHAKE OFF SLOW START TO RECORD ROAD WIN AT TCU

- Baylor faced a halftime deficit for the first time all season after Mike Miles hit a buzzer-beating 60-footer to give TCU a 28-27 lead at the break, but the Bears responded and led for the final 19:39 in a 67-49 win over TCU on Jan. 9.
- The Bears shot just 1-of-10 from 3-point range in the first half, but went 5-of-9 in the second half. Baylor's defense held TCU to 33% shooting in both halves and forced 22 turnovers.

BU HOLDS SOONER OFFENSE IN CHECK FOR 10TH-STRAIGHT WIN

- Baylor jumped out to a 16-2 lead and Oklahoma never got closer than 5 points the rest of the way, as the Bears held the Sooners to a season-low scoring output in a 76-61 win on Jan. 6 in Waco.
- BU's bench out-scored OU's 40-9, led by 16 points from **Matthew Mayer** and 15 points from **Adam Flagler**.

BEARS FIGHT FOR TOUGH ROAD WIN AT IOWA STATE

- Despite season-lows of 76 points and 10 assists, BU held on for a hard-fought 76-65 win at Iowa State on Jan. 2.
- Baylor committed 17 turnovers, but forced 21 ISU turnovers. BU shot a season-worst 4-for-19 from distance.
- **Jared Butler** led BU with 21 points, 5 assists and 4 steals, while Mitchell and Teague added 13 points apiece.

NO RUST FOR BU OFFENSE IN BIG 12 OPENER AT K-STATE

- Despite going 9 days without a game and having only two days of practice before its Big 12 opener at Kansas State, BU rolled to a 100-69 victory on Dec. 19, becoming the first team to score 100 in Manhattan since 1992.
- Two Baylor guards posted double-doubles, with **MaCio Teague's** 23 points and 10 rebounds and **Jared Butler's** 14 points and career-high 13 assists. **Davion Mitchell** added a career-high 20 points.

BEARS NOTCH TOP-5 WIN OVER ILLINOIS IN JIMMY V CLASSIC

- Baylor recorded its first ranked win of the season by beating No. 5 Illinois 82-69 in the Jimmy V Classic on Dec. 2.
- Four BU guards all scored in double-figures and combined for 56 points, led by **Adam Flagler's** 18 off the bench.
- There were 10 lead changes in the game, and score was tied 43-43 with 13:16 left. BU used a 6-0 run to take the lead for good, and put the game away with a 9-0 run over 75 seconds to take a 65-61 lead with 7 minutes left.
- After being out-rebounded 25-18 in the first half, Baylor out-rebounded the Illini 20-10 after the break.

SINGLE-SEASON RECORDS WATCH

3-POINT FIELD GOAL PERCENTAGE

SEASON LEADERS MINIMUM 75 ATTEMPTS

PLAYER	SEASON	3FM	3FA	PCT
1. Mark Buchanan	1986-87	55	113	.487
2. Melvin Hunt	1990-91	45	96	.468
3. Brady Heslip	2013-14	118	254	.465
4. Davion Mitchell	2020-21	59	128	.461
5. Brady Heslip	2011-12	100	220	.455
6. Royce O'Neale	2014-15	49	112	.438
7. Nuni Omot	2017-18	52	120	.433
8. Diamond Mannon	1995-96	40	95	.421
9. LaceDarius Dunn	2009-10	116	277	.419
10. LaceDarius Dunn	2007-08	74	178	.416
11. Jared Butler	2020-21	66	159	.415
12. Pierre Jackson	2011-12	69	169	.408

TEAM FIELD GOAL PERCENTAGE

1. .511	[928-of-1,817]	1978-79
2. .509	[903-of-1,774]	1987-88
3. .488	[802-of-1,643]	2020-21
4. .487	[993-of-2,040]	2009-10
5. .483	[740-of-1,531]	1981-82
6. .481	[756-of-1,573]	1990-91
7. .476	[764-of-1,604]	1986-87
8. .475	[903-of-1,900]	1976-77
9. .474	[872-of-1,839]	1977-78
10. .474	[731-of-1,542]	1979-80
11. .473	[696-of-1,471]	1980-81

TEAM 3-POINT FIELD GOAL PERCENTAGE

1. .415	[267-of-643]	2020-21
1. .386	[280-of-725]	2013-14
2. .385	[255-of-662]	2009-10
3. .385	[90-of-234]	1986-87
4. .384	[147-of-383]	1989-90
5. .383	[259-of-676]	2011-12
6. .381	[150-of-394]	1990-91
7. .378	[275-of-727]	2007-08
8. .377	[236-of-626]	2014-15
9. .372	[134-of-360]	2005-06
10. .367	[210-of-572]	2015-16

BIG 12 CONFERENCE 3FG% TEAM RECORDS

1. .426	Oklahoma State, 2005	240-of-564
2. .4216	Oklahoma, 2016	382-of-906
3. .4215	Texas A&M, 2007	215-of-510
4. .4179	Kansas, 2002	224-of-536
5. .4176	Kansas, 2016	304-of-728
6. .4174	Iowa State, 2001	182-of-436
7. .415	Baylor, 2021	267-of-643
8. .412	Texas Tech, 2007	208-of-505
9. .406	Texas Tech, 1997	201-of-495
10. .4043	Kansas, 2010	262-of-648
11. .4040	Kansas, 2017	318-of-787
12. .402	Oklahoma State, 2017	294-of-732
13. .4014	Kansas, 2018	391-of-974
14. .4005	Iowa State, 1997	149-of-372
15. .4000	Iowa State, 2017	344-of-860

PARTICIPATION

CAREER STARTS

120	MaCio Teague (66 at UNC Asheville)
101	Mark Vital
77	Jared Butler
56	Davion Mitchell
36	Adam Flagler (36 at Presbyterian)
26	Flo Thamba
11	Jonathan Tchamwa Tchatchoua (11 at UNLV)

CAREER GAMES PLAYED (NCAA)

122	Mark Vital
121	MaCio Teague (67 at UNC Asheville)
90	Davion Mitchell (34 at Auburn)
90	Jared Butler
89	Matthew Mayer
78	Flo Thamba
60	Adam Flagler (36 at Presbyterian)
56	Jonathan Tchamwa Tchatchoua (31 at UNLV)
18	LJ Cryer
16	Jackson Moffatt
11	Zach Loveday
10	Mark Paterson, Jordan Turner

BAYLOR CAREER WINS CHARTS

WINS (ONLY INCLUDES GAMES PLAYED)

CAREER LEADERS ALL GAMES

PLAYER	SEASONS	G	W
1. A.J. Walton	2009-13	141	98
2. Quincy Acy	2008-12	139	97
3. Cory Jefferson	2009-14	130	95
4. Rico Gathers	2012-16	141	93
5. Anthony Jones	2008-12	129	91
6. Ishmail Wainright	2013-17	131	90
7. LaceDarius Dunn	2007-11	134	87
Mark Vital	2017-	122	87
9. Taurean Prince	2012-16	129	86
10. Josh Lomers	2006-10	129	82
King McClure	2015-19	129	82

CAREER LEADERS BIG 12 ONLY

PLAYER	SEASONS	G	W
1. Mark Vital	2017-	67	45
2. A.J. Walton	2009-13	68	39
3. Matthew Mayer	2018-	49	38
Jared Butler	2018-	50	38
5. Cory Jefferson	2009-13	64	37
Rico Gathers	2012-16	70	37
Ishmail Wainright	2013-17	66	37
8. Quincy Acy	2008-12	66	35
Taurean Prince	2012-16	62	35
10. King McClure	2015-19	64	34
11. LaceDarius Dunn	2007-11	64	32
Terry Maston	2014-18	56	32

RECORDS WATCH

POINTS

CAREER LEADERS

PLAYER	SEASONS	G	AVG	PTS
1. LaceDarius Dunn	2007-11	134	17.1	2,285
2. Terry Teagle	1979-82	110	19.9	2,189
3. Micheal Williams	1985-88	115	16.1	1,854
4. Curtis Jerrells	2005-09	119	15.3	1,820
5. Brian Skinner	1994-98	103	16.5	1,702
6. Darryl Middleton	1985-88	109	15.4	1,677
7. Aundre Branch	1991-95	102	16.3	1,666
8. Tweety Carter	2006-10	131	11.0	1,447
9. Kevin Rogers	2005-09	118	11.6	1,371
10. Darrell Hardy	1965-67	72	18.9	1,360
Quincy Acy	2008-12	139	9.8	1,360
12. Aaron Bruce	2004-08	106	12.5	1,330
13. Taurean Prince	2012-16	129	10.2	1,321
14. Jared Butler	2018-	90	14.1	1,268
15. Doug Brandt	1993-97	109	11.6	1,263
16. Pierre Jackson	2011-13	74	16.7	1,235
17. Vinnie Johnson	1977-79	51	24.1	1,231
18. Henry Dugat	2005-09	117	10.5	1,229
Johnathan Motley	2014-17	102	12.0	1,229
20. David Wesley	1989-92	72	17.0	1,224
21. Willie Sublett	1990-94	109	11.2	1,223
22. Rico Gathers	2012-16	141	8.6	1,208
23. Cory Jefferson	2009-14	130	8.9	1,159
24. Brady Heslip	2011-14	112	10.2	1,140
25. Larry Gatewood	1967-70	72	15.6	1,120

GAMES STARTED

CAREER LEADERS ALL GAMES

PLAYER	SEASONS	GP	GS
1. Curtis Jerrells	2005-09	119	119
2. Doug Brandt	1994-97	109	108
3. Micheal Williams	1985-88	115	104
4. Brian Skinner	1995-96	103	102
5. Kevin Rogers	2005-09	118	101
Mark Vital	2017-	122	101
7. Aaron Bruce	2004-08	106	98
8. Jay Shakir	1980-83	110	96
9. Pat Nunley	1979-82	106	93
10. Robert McLemore	1985-88	110	92
Brady Heslip	2011-14	112	92

GAMES STARTED

CAREER LEADERS BIG 12 ONLY

PLAYER	SEASONS	GP	GS
1. Curtis Jerrells	2005-09	64	64
Mark Vital	2017-	67	64
3. Aaron Bruce	2005-08	62	56
4. Tweety Carter	2006-10	64	49
5. Jared Butler	2018-	50	48
6. Kevin Rogers	2005-09	63	47
Brady Heslip	2011-14	54	47
8. Jamie Kendrick	1997-2000	64	46
9. Johnathan Motley	2014-17	54	42
10. Leon Morris	1997-99	48	39
A.J. Walton	2009-13	68	39

REBOUNDS

CAREER LEADERS

PLAYER	SEASONS	G	AVG	REB
1. Rico Gathers	2012-16	141	8.0	1,134
2. Brian Skinner	1994-98	103	8.9	915
3. Jerry Mallett	1955-57	69	12.7	877
4. Kevin Rogers	2005-09	118	7.3	865
5. Darrell Hardy	1965-67	72	11.6	836
6. Quincy Acy	2008-12	139	6.0	828
7. Terry Teagle	1979-82	110	7.3	805
8. Mark Vital	2017-	122	6.4	785
9. Darryl Middleton	1985-88	109	6.7	730
10. Doug Brandt	1993-97	102	7.1	726
11. Cory Jefferson	2009-14	130	5.6	722

3-POINT FIELD GOALS MADE

CAREER LEADERS

PLAYER	SEASONS	PCT	3FA	3FM
1. LaceDarius Dunn	2007-11	.394	985	388
2. Brady Heslip	2011-13	.433	689	301
3. Tweety Carter	2006-10	.384	713	274
4. Aundre Branch	1991-95	.359	744	267
5. Roddrick Miller	1994-98	.351	618	217
Aaron Bruce	2004-08	.390	556	217
Curtis Jerrells	2005-09	.357	607	217
8. Jared Butler	2018-	.382	532	203
9. Manu Lecomte	2016-18	.392	413	162
10. Henry Dugat	2005-09	.367	431	158

3-POINT FIELD GOAL PERCENTAGE

CAREER LEADERS MINIMUM 200 ATTEMPTS

PLAYER	SEASON	3FM	3FA	PCT
1. Brady Heslip	2011-13	301	689	.437
2. Davion Mitchell	2019-	93	233	.399
3. LaceDarius Dunn	2007-11	388	985	.394
4. Manu Lecomte	2016-17	162	413	.3923
5. R.T. Guinn	2001-04	103	263	.3916
6. Devonte Bando	2019-20	91	233	.391
7. Kenny Taylor	2001-03	105	269	.3903
8. Aaron Bruce	2004-08	217	556	.3902
9. Tweety Carter	2006-10	274	713	.38429
10. Jared Butler	2018-	203	532	.382
11. Pierre Jackson	2011-13	157	414	.379
12. David Wesley	1989-92	123	326	.377

FREE THROW PERCENTAGE

CAREER LEADERS MINIMUM 100 MADE

PLAYER	SEASONS	FTM	FTA	PCT
1. Manu Lecomte	2016-18	194	224	.866
2. Kenny Chery	2013-15	163	190	.858
3. MaCio Teague	2019-	146	172	.849
4. LaceDarius Dunn	2007-11	449	537	.836
5. John Lucas III	2002-03	104	125	.832
6. Brady Heslip	2011-14	121	146	.829
7. David Wesley	1989-92	365	441	.828
8. Pat Nunley	1978-81	118	143	.825
9. Steve Bartels	1966-69	216	262	.824
10. Aaron Bruce	2004-07	178	218	.817

STEALS

CAREER LEADERS

PLAYER	SEASONS	G	AVG	STL
1. Micheal Williams	1985-88	115	2.45	282
2. A.J. Walton	2009-13	141	1.59	224
3. Curtis Jerrells	2005-09	119	1.34	159
4. LaceDarius Dunn	2007-11	134	1.18	158
5. Tweety Carter	2006-10	131	1.17	153
Terry Black	1999-01	60	2.55	153
7. Henry Dugat	2005-09	117	1.30	152
8. Wendell Greenleaf	1999-02	87	1.74	151
9. David Wesley	1990-92	72	2.01	145
10. Mark Vital	2017-	122	1.15	140
11. Jared Butler	2018-	90	1.52	137

STEALS PER GAME

CAREER LEADERS MINIMUM 75 STEALS

PLAYER	SEASONS	G	STL	AVG
1. Terry Black	1999-01	60	153	2.55
2. Micheal Williams	1985-88	115	282	2.45
3. David Wesley	1990-92	72	145	2.01
4. Julius Denton	1988-90	57	110	1.93
5. Wendell Greenleaf	1999-02	87	151	1.74
6. Lawrence Roberts	2002-03	56	96	1.714
Davion Mitchell	2019-	56	96	1.714
8. Pierre Jackson	2011-12	74	122	1.65
9. A.J. Walton	2009-13	141	224	1.59
10. Lester Medford	2014-16	68	105	1.54
11. Jared Butler	2018-	90	137	1.52
12. John Lucas III	2002-03	58	81	1.40



12 – JARED BUTLER

G • 6-3 • 195 • JR. • 2L
RESERVE, LA. (RIVERSIDE ACADEMY)

SEASON HIGHS

Points: – 30 vs. Kansas (1/18/21)
FG: – 11 at TCU (1/9/21)
FGA: – 21 at West Virginia (3/2/21)
3FG: – 7 vs. Kansas (1/18/21)
3FGA: – 11 at West Virginia (3/2/21)
FT: – 6 vs. Texas Tech (3/7/21)
FTA: – 8 vs. Iowa State (2/23/21)
Rebounds: – 8 at TCU (1/9/21)
Assists: – 13 at Kansas State (12/19/20)
Turnovers: – 7, three times
Blocks: – 1, 10 times
Steals: – 5 at TCU (1/9/21); vs. Hartford (3/19/21)
Minutes Played: – 39 at TCU (1/9/21); at West Virginia (3/2/21)

CAREER HIGHS

Points: – 31 at Kansas (3/9/19)
FG: – 11 at TCU (1/9/21)
FGA: – 21, three times
3FG: – 8 vs. Central Arkansas (11/5/19)
3FGA: – 13 at Oklahoma (2/18/20)
FT: – 8 at Kansas (3/9/19); at West Virginia (3/7/20)
FTA: – 10 at Kansas (3/9/19); at West Virginia (3/7/20)
Rebounds: – 9 at TCU (2/29/20)
Assists: – 13 at Kansas State (12/19/20)
Turnovers: – 7, three times
Blocks: – 1, 17 times
Steals: – 5 vs. Ohio (11/21/19); at TCU (1/9/21); vs. Hartford (3/19/21)
Minutes Played: – 40 vs. Texas Tech (3/2/20)

MISCELLANEOUS

	20-21	CAREER	BU RECORD
Double-Figure Points:	23	66	53-13
Double-Figure Assists:	1	1	1-0
Double-Doubles:	1	1	1-0
20+ Points:	8	18	16-2
30+ Points:	1	3	2-1
5+ Assists:	14	29	27-2
Led team in Points:	7	30	23-7
Led team in Rebounds:	3	3	3-0
Led team in Assists:	9	28	23-5
Led team in Blocks:	5	8	8-0
Led team in Bench Points:	–	6	5-1

BUTLER NOTEBOOK

- 2021 All-America First Team honoree, AP Big 12 Player of the Year, Big 12 All-Defensive Team selection
- First consensus First-Team All-America honoree in program history
- Second player in program history to earn All-America First-Team honors (Hubert Kirkpatrick, 1938 Helms Foundation First Team)
- Two-time All-American (2020-3rd, 2021-1st), Baylor's first since Micheal Williams in 1987 & 1988
- Third player in program history named conference POY, first in Big 12 (Terry Teagle - 1980 SWC, David Wesley - 1992 SWC)
- Over last 2 seasons, has 9 Big 12 road games with 20+ points vs. 8 different teams – at KU, KSU, OU, WVU (2), ISU, TCU, OSU, UT
- Played in all 90 games during BU career, including starts in last 76 games (entered starting lineup for final 20 games freshman year)
- USBWA National Player of the Week on Jan. 26 after averaging 26.0 ppg and 7.0 apg, shooting 13-16 on 3FGs in wins vs. KU and at OSU
- Had most steals by a BU player in an NCAA Tournament game (5) and 2nd-most assists (9) in First Round win vs. Hartford (3/19/21)
- Had team-highs of 25 points and 6 assists to lead Bears to OT win at No. 6 WVU (3/2/21), clinching first conference title since 1950
- Posted 3rd career 30-point game by recording 30 points and shooting 7-of-9 on 3FGs in win over No. 9 Kansas (1/18/21)
- Joined Kevin Durant as only players with two 30-point games vs. Kansas; 31 at KU as freshman in 2019, 30 vs. KU in 2021
- Double-double (14 points/13 assists) at K-State (12/19/20) - most assts by any player in a B12 Conf game since Trae Young in 2018
- In 2 years as full-time starter, team has combined 50-6 record, including league-best 26-4 in Big 12 play
- 20.2 ppg in 6 career games vs. Kansas, including 31 at KU as freshman (2019), 22 at KU as sophomore, and 30 vs. KU as junior
- Named 2019 Myrtle Beach Invitational MVP after scoring 10 points in final 6 minutes of championship game vs. Villanova
- Led team in scoring in 24 of 56 games since start of 2019-20 sophomore season (30 of 90 career games)
- 18 career games with 20+ pts – 22 vs. PVAMU, 31 at Kansas, 31 vs. UCA, 22 vs. Villanova, 20 vs. UMES, 22 at KU, 20 at K-State, 21 vs. WVU, 22 at OU, 21 at WVU, 20 vs. UW, 21 at Iowa St., 28 at TCU, 30 vs. Kansas, 22 at OSU, 21 at UT, 25 at WVU, 22 vs. OSU
- Exploded for career-high 31 points (including 23 in 2nd half), 6 rebounds and 3 assists in 36 minutes at No. 13 Kansas (3/9/19)
- Originally enrolled at Alabama in summer 2018, but transferred to Baylor in August and received immediate eligibility
- From same hometown as former Baylor stars Tweety Carter and Rico Gathers

2020-21 GAME-BY-GAME

OPPONENT	DATE	GS	MIN	FG	3FG	FT	OR-DR-TR	PF	A	T	B	S	PTS
vs. Louisiana-Lafayette	11/28	*	28	7-13	3-5	0-0	0-3-3	2	4	2	1	3	17
vs. Washington	11/29	*	26	8-12	4-7	0-0	0-3-3	3	5	3	1	2	20
vs. #5 Illinois	12/2	*	30	6-18	0-4	0-1	2-3-5	1	3	3	1	3	12
SFA	12/9	*	24	3-7	2-3	4-4	0-2-2	0	7	3	0	1	12
at Kansas State	12/19	*	30	4-8	2-6	4-6	0-5-5	1	13	1	1	1	14
Arkansas Pine-Bluff	12/21	*	23	6-14	1-3	1-2	0-4-4	0	7	1	0	2	14
Central Arkansas	12/29	*	22	6-11	3-5	2-2	1-2-3	0	5	2	0	1	17
Alcorn State	12/30	*	21	6-8	3-4	2-2	0-0-0	2	3	1	0	1	17
at Iowa State	1/2	*	35	7-15	3-9	4-5	0-1-1	2	5	7	1	4	21
Oklahoma	1/6	*	29	2-10	0-4	4-4	0-4-4	1	3	2	1	3	8
at TCU	1/9	*	39	11-17	4-8	2-4	2-6-8	3	4	2	0	5	28
at #15 Texas Tech	1/16	*	31	2-11	2-7	1-4	0-5-5	5	3	7	1	4	7
#9 Kansas	1/18	*	34	10-14	7-9	3-3	0-1-1	3	8	4	0	1	30
at Oklahoma State	1/23	*	35	8-13	6-7	0-0	0-1-1	2	6	2	0	1	22
Kansas State	1/27	*	25	5-9	1-4	2-2	2-5-7	1	5	3	0	3	13
Auburn	1/30	*	34	6-18	1-8	3-4	1-2-3	2	5	2	1	2	16
at #6 Texas	2/2	*	29	8-15	3-8	2-2	0-1-1	3	3	2	0	4	21
Iowa State	2/23	*	31	5-10	3-5	5-8	0-3-3	4	2	3	0	3	18
at #17 Kansas	2/27	*	29	2-9	1-7	0-0	0-2-2	5	2	1	0	0	5
at #6 West Virginia	3/2	*	39	10-21	5-11	0-1	1-2-3	5	6	2	1	0	25
#17 Oklahoma State	3/4	*	32	8-14	4-7	2-2	1-2-3	2	5	5	0	3	22
#18 Texas Tech	3/7	*	29	5-7	2-4	6-6	0-4-4	3	5	4	0	0	18
vs. Kansas State	3/11	*	30	6-12	2-5	4-4	0-4-4	4	4	7	1	2	18
vs. #12 Oklahoma State	3/12	*	30	6-15	1-7	3-3	0-3-3	4	1	4	0	0	16
vs. Hartford	3/19	*	33	5-16	1-8	2-2	0-4-4	3	9	3	0	5	13
vs. Wisconsin	3/21	*	29	5-11	2-4	4-6	0-4-4	4	2	1	0	1	16

BUTLER'S CAREER STATS

YEAR	GP-GS	MIN-AVG	FG-A	PCT	3FG-A	PCT	FT-A	PCT	OFF-DEF-TOT	AVG	PF-D	A	TO	B	S	TP	AVG
2018-19 (FR.)	34-21	910-26.8	117-296	.395	60-171	.351	54-68	.794	22-84-106	3.1	77-2	93	67	3	33	348	10.2
2019-20 (SO.)	30-30	912-30.4	167-397	.421	77-202	.381	69-89	.775	15-82-97	3.2	74-2	94	73	4	49	480	16.0
2020-21 (JR.)	26-26	778-29.9	157-328	.479	66-159	.415	60-77	.779	10-76-86	3.3	65-3	125	77	10	55	440	16.9
CAREER	90-77	2601-28.9	441-1021	.432	203-532	.382	183-234	.782	47-242-289	3.2	216-7	312	217	17	137	1268	14.1



4 – LJ CRYER

G • 6-1 • 185 • FR. • HS
KATY, TEXAS (MORTON RANCH HS)

SEASON/CAREER HIGHS

Points: – 17 vs. Louisiana-Lafayette (11/28/20)
FG: – 6 vs. Louisiana-Lafayette (11/28/20)
FGA: – 9 vs. Louisiana-Lafayette (11/28/20)
3FG: – 5 vs. Louisiana-Lafayette (11/28/20)
3FGA: – 7 vs. Louisiana-Lafayette (11/28/20)
FT: – 3 vs. SFA (12/9/20); vs. UAPB (12/21/20)
FTA: – 4, three times
Rebounds: – 2, four times
Assists: – 3 vs. SFA (12/9/20); at Kansas State (12/19/20)
Turnovers: – 4 vs. Alcorn State (12/30/20)
Blocks: –
Steals: – 2 vs. Louisiana-Lafayette (11/28/20); vs. UAPB (12/21/20)
Minutes Played: – 25 vs. UAPB (12/21/20)

MISCELLANEOUS

	20-21	BU RECORD
Double-Figure Points:	2	2-0
5+ Assists:	–	–
Led team in Points:	1	1-0
Led team in Rebounds:	–	–
Led team in Assists:	–	–
Led team in Bench Points:	2	2-0

CRYER NOTEBOOK

- True freshman guard from Katy, Texas, just 170 miles southeast of Waco
- Made collegiate debut with 17 points in 15 minutes off bench vs. Louisiana (11/28), making 5-of-7 treys and adding 2 steals
- Led team with 15 points in season-high 25 minutes off bench vs. Arkansas-Pine Bluff (12/21)
- Scored 3,488 points at Morton Ranch High School, 5th-most all-time in Texas public schools
- Averaged 34.2 points, 5.3 assists and 2.4 steals as high school senior, earning Class 6A All-State recognition
- Ranked No. 12 PG by ESPN and No. 51 overall by Rivals in 2020 high school class rankings
- Made 145 treys (4.3/game) and scored 1,164 points during pandemic-shortened high school senior season
- Both parents played sports at Grambling, father Lionel Sr. (football) and mother Tamica (volleyball)

2020-21 GAME-BY-GAME

OPPONENT	DATE	GS	MIN	FG	3FG	FT	OR-DR-TR	PF	A	T	B	S	PTS
vs. Louisiana-Lafayette	11/28		15	6-9	5-7	0-0	0-2-2	0	1	0	0	2	17
vs. Washington	11/29		10	0-0	0-0	0-0	0-0-0	1	0	0	0	0	0
vs. #5 Illinois	12/2			DNP									
SFA	12/9		18	1-3	1-3	3-4	1-1-2	2	3	1	0	1	6
at Kansas State	12/19		19	3-5	2-4	0-0	0-1-1	0	3	1	0	1	8
Arkansas Pine-Bluff	12/21		25	4-7	4-6	3-4	0-0-0	2	2	0	0	2	15
Central Arkansas	12/29		22	3-8	1-5	0-0	0-0-0	0	2	1	0	1	7
Alcorn State	12/30		18	0-6	0-5	2-4	1-0-1	1	2	4	0	1	2
at Iowa State	1/2			DNP									
Oklahoma	1/6		9	1-1	1-1	0-0	0-2-2	0	0	0	0	0	3
at TCU	1/9		5	0-0	0-0	0-0	0-0-0	0	0	0	0	0	0
at #15 Texas Tech	1/16		2	0-0	0-0	0-0	0-0-0	0	0	0	0	0	0
#9 Kansas	1/18			DNP									
at Oklahoma State	1/23		7	1-4	1-4	0-0	0-0-0	0	0	0	0	0	3
Kansas State	1/27		17	1-3	1-2	0-0	0-1-1	0	2	1	0	1	3
Auburn	1/30		6	0-0	0-0	0-0	0-0-0	0	0	0	0	0	0
at #6 Texas	2/2			DNP									
Iowa State	2/23		10	1-3	0-2	0-0	0-0-0	0	0	1	0	0	2
at #17 Kansas	2/27		6	0-0	0-0	0-0	0-0-0	1	0	0	0	1	0
at #6 West Virginia	3/2			DNP									
#17 Oklahoma State	3/4			DNP									
#18 Texas Tech	3/7		2	0-1	0-0	0-0	0-0-0	0	0	0	0	0	0
vs. Kansas State	3/11			DNP									
vs. #12 Oklahoma State	3/12			DNP									
vs. Hartford	3/19		6	0-3	0-3	1-2	1-1-2	0	0	0	0	0	1
vs. Wisconsin	3/21		1	0-0	0-0	0-0	0-0-0	0	0	0	0	0	0

CRYER'S CAREER STATS

YEAR	GP-GS	MIN-AVG	FG-A	PCT	3FG-A	PCT	FT-A	PCT	OFF-DEF-TOT	AVG	PF-D	A	TO	B	S	TP	AVG
2020-21 (FR.)	18-0	195-10.8	21-53	.396	16-42	.381	9-14	.643	3-8-11	0.6	7-0	15	9	0	10	67	3.7
CAREER	18-0	195-10.8	21-53	.396	16-42	.381	9-14	.643	3-8-11	0.6	7-0	15	9	0	10	67	3.7



10 – ADAM FLAGLER

G • 6-3 • 180 • SO. • SQ
DULUTH, GA. (PRESBYTERIAN)

FLAGLER NOTEBOOK

- Third-year sophomore, sat out and redshirted 2019-20 season after playing freshman year at Presbyterian College
- Has 6 games this season with 15+ points off the bench and has scored 10+ off bench in 11 of 24 games played
- Recorded season-high 22 points in 28 minutes off bench vs. Iowa State (2/23/21) – 11th career 20-point game (1st at BU)
- Posted season and game-high 19 points and added season-high 8 rebounds in 24 minutes off bench vs. Auburn (1/30/21)
- Hit go-ahead bucket to give Bears lead for good with 7:04 left as part of 15-point effort in win at No. 15 Texas Tech (1/16/21)
- Provided spark off bench with 15 points on 6-of-8 shooting in 21 minutes of win vs. Oklahoma (1/6/21)
- Posted game-high 18 points in Bears' win over No. 5 Illinois (12/2/20), including 11 points in 2nd half
- Had nation's 4th-longest active streak having made a 3-pointer in 42 straight games before streak was snapped at ISU (1/2/21)
- Has scored in double-figures in 44 of 60 collegiate games (32 of 36 at Presbyterian); has 11 career 20-point games
- Has made multiple 3-pointers in 44 of 60 career games (12 of 24 this season)
- 28 career games with 3+ 3FGs, 11 gms with 4+ 3FGs, 6 gms with 5+ 3FGs, 4 gms with 6+ 3FGs, 1 gm with 7+ 3FGs
- Earned 2019 Big South Freshman of the Year honors and was 5-time Big South Freshman of the Week
- Led Presbyterian in scoring as freshman with 15.9 points per game, started all 36 games and scored 10+ pts in 32 of 36 games
- Posted career-high 29 points at UCLA (11/19/18), including 24 points and 6 treys in 2nd half
- Scored 20+ points 10 times as freshman, including games at Dayton, at UCLA and at Marquette
- Brother, Duvaughn, played football at Gardner-Webb (2004-07) and finished with 188 receptions, 2,552 yards and 31 TDs
- Aspires to become a pediatrician

2020-21 GAME-BY-GAME

SEASON HIGHS

Points: – 22 vs. Iowa State (2/23/21)
 FG: – 8 vs. Auburn (1/30/21)
 FGA: – 15 vs. Iowa State (2/23/21)
 3FG: – 5 vs. Washington (11/29/20)
 3FGA: – 10 vs. Iowa State (2/23/21)
 FT: – 4, three times
 FTA: – 4, five times
 Rebounds: – 8 vs. Auburn (1/30/21)
 Assists: – 7 vs. Louisiana-Lafayette (11/28/20)
 Turnovers: – 3 vs. SFA (12/9/20); vs. Oklahoma (1/6/21)
 Blocks: –
 Steals: – 3 vs. SFA (12/9/20); at Oklahoma State (1/23/21)
 Minutes Played: – 29 vs. Illinois (12/2/20)

CAREER HIGHS

Points: – 29 at UCLA (11/19/18)
 FG: – 11 vs. Winthrop (1/26/19)
 FGA: – 19, twice; at UCLA (11/19/18) and at Winthrop (1/26/19)
 3FG: – 7 at UCLA (11/19/18)
 3FGA: – 14 at UCLA (11/19/18)
 FT: – 10 vs. VMI (12/12/18)
 FTA: – 10, twice; vs. VMI (12/12/18) and at Robert Morris (3/24/19)
 Rebounds: – 10 at UNC Asheville (2/23/19)
 Assists: – 7 vs. Campbell (2/16/19); vs. Louisiana-Lafayette (11/28/20)
 Turnovers: – 4, twice; at Radford (1/12/19) and at Marshall (3/26/19)
 Blocks: – 1, nine times
 Steals: – 3, three times
 Minutes Played: – 40 vs. Gardner-Webb (2/9/19)

OPPONENT	DATE	GS	MIN	FG	3FG	FT	OR-DR-TR	PF	A	T	B	S	PTS
vs. Louisiana-Lafayette	11/28		28	5-9	2-5	0-0	1-2-3	2	7	0	0	0	12
vs. Washington	11/29		24	6-11	5-9	0-0	2-1-3	1	1	1	0	0	17
vs. #5 Illinois	12/2		29	6-11	2-6	4-4	1-2-3	3	3	0	0	0	18
SFA	12/9		23	4-7	3-5	3-4	0-2-2	1	1	3	0	3	14
at Kansas State	12/19												DNP
Arkansas Pine-Bluff	12/21												DNP
Central Arkansas	12/29		16	4-7	2-5	0-0	0-0-0	2	3	1	0	2	10
Alcorn State	12/30		22	2-6	1-2	0-0	2-1-3	1	0	1	0	1	5
at Iowa State	1/2		26	0-3	0-3	0-0	0-0-0	1	1	1	0	0	0
Oklahoma	1/6		22	6-8	3-5	0-0	0-0-0	3	0	3	0	0	15
at TCU	1/9		11	0-3	0-1	0-1	0-1-1	1	1	0	0	1	0
at #15 Texas Tech	1/16		27	5-8	3-6	2-4	0-3-3	3	1	1	0	0	15
#9 Kansas	1/18		25	2-6	0-4	1-1	1-0-1	0	1	1	0	1	5
at Oklahoma State	1/23		25	3-8	2-3	2-2	0-3-3	3	2	0	0	3	10
Kansas State	1/27		14	2-5	1-2	0-0	0-1-1	1	1	1	0	1	5
Auburn	1/30		24	8-12	3-5	0-0	4-4-8	2	0	0	0	0	19
at #6 Texas	2/2		28	3-5	2-4	0-0	0-1-1	1	3	1	0	1	8
Iowa State	2/23		28	7-15	4-10	4-4	1-1-2	0	0	0	0	1	22
at #17 Kansas	2/27		28	1-8	1-5	0-0	0-2-2	1	1	0	0	0	3
at #6 West Virginia	3/2		20	1-4	0-1	4-4	3-0-3	0	1	1	0	0	6
#17 Oklahoma State	3/4		15	1-3	0-0	1-2	3-3-6	3	1	0	0	1	3
#18 Texas Tech	3/7		23	0-4	0-2	0-0	1-2-3	2	1	1	0	0	0
vs. Kansas State	3/11		21	0-0	0-0	0-0	0-1-1	0	1	0	0	0	0
vs. #12 Oklahoma State	3/12		20	1-8	0-5	2-2	0-3-3	2	2	1	0	0	4
vs. Hartford	3/19		23	4-7	3-5	1-2	3-1-4	1	1	2	0	2	12
vs. Wisconsin	3/21		22	1-3	1-2	3-3	0-0-0	2	0	0	0	1	6

MISCELLANEOUS

	20-21	BU RECORD
Double-Figure Points:	11	11-0
20+ Points:	1	1-0
5+ Assists:	1	1-0
Led team in Points:	4	4-0
Led team in Rebounds:	–	–
Led team in Assists:	1	1-0
Led team in Bench Points:	10	9-1

FLAGLER'S PRESBYTERIAN STATS

YEAR	GP-GS	MIN-AVG	FG-A	PCT	3FG-A	PCT	FT-A	PCT	OFF-DEF-TOT	AVG	PF-D	A	TO	B	S	TP	AVG
2018-19 (FR.)	36-36	1105-30.7	196-447	.438	108-280	.386	71-85	.835	27-95-122	3.4	61-0	45	42	9	28	571	15.9

FLAGLER'S BAYLOR STATS

YEAR	GP-GS	MIN-AVG	FG-A	PCT	3FG-A	PCT	FT-A	PCT	OFF-DEF-TOT	AVG	PF-D	A	TO	B	S	TP	AVG
2020-21 (SO.)	24-0	543-22.6	72-161	.447	38-95	.400	27-33	.818	22-34-56	2.3	36-0	33	19	0	18	209	8.7
NCAA CAREER	60-36	1646-27.4	268-608	.441	146-375	.389	98-118	.831	49-129-178	3.0	97-0	78	61	9	46	780	13.0



32 – ZACH LOVEDAY

F • 7-0 • 215 • FR. • HS

GALLIPOLIS, OHIO (HUNTINGTON PREP)

SEASON/CAREER HIGHS

Points: – 10 vs. Alcorn State (12/30/20)
FG: – 4 vs. UAPB (12/21/20); vs. Alcorn State (12/30/20)
FGA: – 5 vs. UAPB (12/21/20)
3FG: – 1 vs. Kansas State (1/27/21)
3FGA: – 1 vs. Central Arkansas (12/29/20); vs. Kansas State (1/27/21)
FT: – 2 vs. Alcorn State (12/30/20)
FTA: – 2 vs. Alcorn State (12/30/20); vs. Kansas State (1/27/21)
Rebounds: – 4 vs. UAPB (12/21/20)
Assists: – 1 vs. Kansas State (1/27/21)
Turnovers: – 1 vs. Alcorn State (12/30/20)
Blocks: – 2 vs. Alcorn State (12/30/20)
Steals: – 1 vs. Louisiana-Lafayette (11/28/20)
Minutes Played: – 16 vs. UAPB (12/21/20)

MISCELLANEOUS

	20-21	BU RECORD
Double-Figure Points:	1	1-0
2+ Blocks:	1	1-0
Led team in Points:	–	–
Led team in Rebounds:	–	–
Led team in Blocks:	2	2-0
Led team in Bench Points:	–	–

LOVEDAY NOTEBOOK

- True freshman 7-footer from Ohio, played final two high school seasons at national power Huntington Prep
- Scored in double-figures for first time with 10 points (4-4 FGs) and added 2 blocks in 10 minutes vs. Alcorn State (12/30)
- Made career-first 3-pointer and added assist as part of 6-point effort in 5 minutes off bench vs. K-State (1/27)
- Posted 8 points and 4 rebounds and 16 minutes off bench vs. UAPB (12/21)
- Ranked No. 51 overall and No. 12 among centers in 2020 signing class by Rivals
- One of five players from 2019-20 Huntington Prep squad to sign with Division I programs
- Father, Billy Loveday, played basketball at Hanover College

2020-21 GAME-BY-GAME

OPPONENT	DATE	GS	MIN	FG	3FG	FT	OR-DR-TR	PF	A	T	B	S	PTS
vs. Louisiana-Lafayette	11/28	4	1-1	0-0	0-0	0-0-0	0	0	0	0	0	1	2
vs. Washington	11/29	2	0-0	0-0	0-0	0-1-1	0	0	0	0	0	0	0
vs. #5 Illinois	12/2		DNP										
SFA	12/9	3	0-0	0-0	0-0	0-1-1	1	0	0	0	0	0	0
at Kansas State	12/19	3	1-1	0-0	0-0	0-2-2	2	0	0	0	0	0	2
Arkansas Pine-Bluff	12/21	16	4-5	0-0	0-0	1-3-4	0	0	0	0	0	0	8
Central Arkansas	12/29	8	0-3	0-1	0-0	0-2-2	0	0	0	0	0	0	0
Alcorn State	12/30	10	4-4	0-0	2-2	0-1-1	4	0	1	2	0	0	10
at Iowa State	1/2		DNP										
Oklahoma	1/6		DNP										
at TCU	1/9		DNP										
at #15 Texas Tech	1/16		DNP										
#9 Kansas	1/18		DNP										
at Oklahoma State	1/23		DNP										
Kansas State	1/27	5	2-3	1-1	1-2	2-0-2	1	1	0	0	0	0	6
Auburn	1/30		DNP										
at #6 Texas	2/2		DNP										
Iowa State	2/23		DNP										
at #17 Kansas	2/27		DNP										
at #6 West Virginia	3/2		DNP										
#17 Oklahoma State	3/4		DNP										
#18 Texas Tech	3/7	1	0-0	0-0	0-0	1-0-1	0	0	0	1	0	0	0
vs. Kansas State	3/11		DNP										
vs. #12 Oklahoma State	3/12		DNP										
vs. Hartford	3/19	2	0-0	0-0	0-0	0-0-0	0	0	0	0	0	0	0
vs. Wisconsin	3/21	1	0-0	0-0	0-0	0-0-0	0	0	0	0	0	0	0

LOVEDAY'S CAREER STATS

YEAR	GP-GS	MIN-AVG	FG-A	PCT	3FG-A	PCT	FT-A	PCT	OFF-DEF-TOT	AVG	PF-D	A	TO	B	S	TP	AVG
2020-21 (FR.)	11-0	57-5.2	12-17	.706	1-2	.500	3-4	.750	4-10-14	1.3	8-0	1	1	3	1	28	2.5
CAREER	11-0	57-5.2	12-17	.706	1-2	.500	3-4	.750	4-10-14	1.3	8-0	1	1	3	1	28	2.5



24 – MATTHEW MAYER

G/F • 6-9 • 225 • JR. • 2L

AUSTIN, TEXAS (WESTLAKE HS)

MAYER NOTEBOOK

- Junior wing with length, range and quick release, provides instant offense off bench
- Appeared off bench all but one of teams' 90 games during BU career, including 20 games with 10+ points
- Double-figure scoring off bench in 10 of 26 games this season after doing so in 10 of previous 63 games previous 2 years
- Led team with 17 points, added 6 rebounds and 2 steals in 24 minutes off bench in NCAAT 2nd Round win (3/21/21)
- Career-high 9 rebounds with 8 points, 2 assists and 2 steals in 21 minutes off bench in NCAAT 1st Round win (3/19/21)
- Season-highs of 19 points and 7 rebounds in only 21 minutes off bench vs. No. 17 Oklahoma State (3/4/21)
- Then-season-high 18 points in 27 minutes off bench to lead BU to OT win at No. 6 WVU (3/2/21), clinching Big 12 title
- Posted 13 points in 15 minutes off bench vs. Auburn (1/30/21), including 10 points as part of 20-7 second-half run
- Scored then-season-high 16 points, had 6 rebounds and 3 assists in 21 minutes off bench vs. Oklahoma (1/6/21)
- Posted 14 points and added 5 rebounds in 16 minutes off bench vs. Alcorn State (12/30)
- Recorded career-high 19 points on only 6-of-7 shooting in season-high 20 minutes off bench vs. Kansas State (2/25/20)
- Scored 10 first-half points off bench vs. Villanova (11/24) and vs. Kansas (2/22) last season
- Scored 17 points on just 5-of-9 shooting in 14 minutes off bench as freshman at TCU (1/5/19)
- Posted game-high 18 points in just 18 minutes off bench vs. Nicholls State (11/16/18)
- Four-star recruit from Austin's Westlake High School, ranked among top-100 recruits nationally in 2018 class
- Helped Westlake to 36-4 record as senior in 2017-18, playing alongside UTEP's Keonte Kennedy and Texas' Brock Cunningham
- Committed to Baylor in June 2017, more than a year prior to enrolling at BU

2020-21 GAME-BY-GAME

SEASON HIGHS

Points: – 19 vs. Oklahoma State (3/4/21)
FG: – 7 at West Virginia (3/2/21); vs. Oklahoma State (3/4/21)
FGA: – 13 vs. Oklahoma State (3/4/21)
3FG: – 3 vs. Auburn (1/30/21); at West Virginia (3/2/21)
3FGA: – 6 vs. Auburn (1/30/21)
FT: – 5 vs. Wisconsin (3/21/21)
FTA: – 7 vs. Oklahoma State (3/4/21)
Rebounds: – 9 vs. Hartford (3/19/21)
Assists: – 3, three times
Turnovers: – 3, three times
Blocks: – 2 vs. Illinois (12/2/20); vs. SFA (12/9/20)
Steals: – 4 vs. Central Arkansas (12/29/20); at West Virginia (3/2/21)
Minutes Played: – 27 at West Virginia (3/2/21)

CAREER HIGHS

Points: – 19 vs. Kansas State (2/25/20); vs. Oklahoma State (3/4/21)
FG: – 7, three times
FGA: – 13 vs. Oklahoma State (3/4/21)
3FG: – 3, three times
3FGA: – 6 vs. Nicholls (11/16/18); vs. Auburn (1/30/21)
FT: – 5, five times
FTA: – 8 at Texas Tech (2/16/19)
Rebounds: – 9 vs. Hartford (3/19/21)
Assists: – 4 vs. Texas State (11/15/19)
Turnovers: – 5 vs. Ole Miss (11/23/18)
Blocks: – 2, three times
Steals: – 4, three times
Minutes Played: – 30 vs. Ole Miss (11/23/18)


OPPONENT	DATE	GS	MIN	FG	3FG	FT	OR-DR-TR	PF	A	T	B	S	PTS
vs. Louisiana-Lafayette	11/28		13	4-10	0-1	0-0	2-1-3	0	1	1	0	0	8
vs. Washington	11/29		11	2-4	1-2	1-2	2-2-4	1	2	1	0	0	6
vs. #5 Illinois	12/2		14	3-6	1-1	0-2	1-6-7	0	0	0	2	1	7
SFA	12/9		16	3-6	2-3	2-2	0-0-0	3	1	2	2	2	10
at Kansas State	12/19		16	3-8	0-3	2-2	1-4-5	2	1	1	0	0	8
Arkansas Pine-Bluff	12/21		19	5-9	1-3	1-2	1-2-3	1	3	1	0	1	12
Central Arkansas	12/29		14	4-6	2-3	3-4	0-1-1	2	0	0	1	4	13
Alcorn State	12/30		16	5-7	2-3	2-2	3-2-5	1	1	0	0	1	14
at Iowa State	1/2		14	2-3	0-0	2-4	0-4-4	0	0	1	0	2	6
Oklahoma	1/6		21	6-10	2-4	2-2	1-5-6	2	3	1	0	1	16
at TCU	1/9		15	1-1	0-0	0-0	0-2-2	2	3	1	1	0	2
at #15 Texas Tech	1/16		12	1-4	1-3	1-2	1-2-3	0	0	0	0	0	4
#9 Kansas	1/18		11	0-2	0-0	0-0	1-2-3	1	0	1	0	1	0
at Oklahoma State	1/23		10	2-8	0-3	1-2	2-5-7	2	0	3	0	2	5
Kansas State	1/27		15	4-7	2-3	0-1	1-2-3	4	2	1	0	2	10
Auburn	1/30		15	5-9	3-6	0-2	2-4-6	2	2	2	0	1	13
at #6 Texas	2/2		16	3-3	1-1	0-0	0-3-3	2	0	3	0	3	7
Iowa State	2/23		15	1-2	0-0	0-0	1-2-3	0	1	2	0	0	2
at #17 Kansas	2/27		5	0-1	0-1	0-2	0-1-1	3	0	0	0	0	0
at #6 West Virginia	3/2		27	7-12	3-5	1-1	2-3-5	2	0	2	0	4	18
#17 Oklahoma State	3/4		21	7-13	1-4	4-7	2-5-7	0	1	1	0	0	19
#18 Texas Tech	3/7		14	1-5	0-2	1-2	0-1-1	4	1	3	0	0	3
vs. Kansas State	3/11		15	1-3	1-2	0-0	0-3-3	0	0	1	1	0	3
vs. #12 Oklahoma State	3/12		12	2-6	1-4	0-0	0-0-0	1	2	1	0	2	5
vs. Hartford	3/19		21	3-7	1-2	1-2	2-7-9	1	2	1	1	2	8
vs. Wisconsin	3/21		24	5-12	2-5	5-6	1-5-6	0	1	0	0	2	17

MISCELLANEOUS

	20-21	CAREER	BU RECORD
Double-Figure Points:	10	20	16-4
Led team in Points:	1	3	3-0
Led team in Rebounds:	3	5	4-1
Led team in Blocks:	5	8	7-1
Led team in Assists:	–	1	1-0
Led team in Bench Points:	8	25	17-8

MAYER'S CAREER STATS

YEAR	GP-GS	MIN-AVG	FG-A	PCT	3FG-A	PCT	FT-A	PCT	OFF-DEF-TOT	AVG	PF-D	A	TO	B	S	TP	AVG
2018-19 (FR.)	33-0	388-11.8	51-154	.331	20-65	.308	31-47	.660	24-42-66	2.0	34-0	26	25	8	17	153	4.6
2019-20 (SO.)	30-0	348-11.6	54-128	.422	17-45	.378	20-29	.690	18-39-57	1.9	30-0	23	21	4	15	145	4.8
2020-21 (JR.)	26-0	401-15.4	80-164	.488	27-64	.422	29-49	.592	26-74-100	3.8	36-0	27	30	8	31	216	8.3
CAREER	89-0	1139-12.8	185-446	.415	64-174	.368	80-125	.640	68-155-223	2.5	100-0	76	76	20	63	514	5.8



45 – DAVION MITCHELL

G • 6-2 • 205 • JR. • 1L
HINESVILLE, GA. (AUBURN)

SEASON HIGHS

Points: – 31 vs. Kansas State (1/27/21)
FG: – 12 vs. Kansas State (1/27/21)
FGA: – 16 vs. Kansas State (1/27/21); at Texas (2/2/21)
3FG: – 7 vs. Kansas State (1/27/21)
3FGA: – 10 at Kansas State (12/19/20)
FT: – 5 vs. Kansas State (3/11/21)
FTA: – 6 at TCU (1/9/21); vs. Kansas State (3/11/21)
Rebounds: – 6 vs. Central Arkansas (12/29/20); vs. Hartford (3/19/21)
Assists: – 12 vs. Central Arkansas (12/29/20)
Turnovers: – 7 vs. Kansas (1/18/21)
Blocks: – 2 vs. Alcorn State (12/30/20); vs. Hartford (3/19/21)
Steals: – 4 vs. SFA (12/9/20); at Iowa State (1/2/21)
Minutes Played: – 43 at West Virginia (3/2/21)

CAREER HIGHS

Points: – 31 vs. Kansas State (1/27/21)
FG: – 12 vs. Kansas State (1/27/21)
FGA: – 16 vs. Kansas State (1/27/21); at Texas (2/2/21)
3FG: – 7 vs. Kansas State (1/27/21)
3FGA: – 10 at Kansas State (12/19/20)
FT: – 7 at Florida (1/25/20)
FTA: – 10 vs. Oklahoma State (2/8/20)
Rebounds: – 6, three times
Assists: – 12 vs. Central Arkansas (12/29/20)
Turnovers: – 7 vs. Kansas (1/18/21)
Blocks: – 2, four times
Steals: – 4, five times
Minutes Played: – 43 at West Virginia (3/2/21)

MISCELLANEOUS

	20-21	BU CAREER	BU RECORD
Double-Figure Points:	20	35	32-3
Double-Figure Assists:	2	3	3-0
Double-Doubles	1	2	2-0
20+ Points:	5	5	5-0
30+ Points:	1	1	1-0
5+ Assists:	15	26	26-0
Led team in Points:	3	5	5-0
Led team in Rebounds:	1	2	2-0
Led team in Assists:	17	32	29-3
Led team in Blocks:	4	7	6-1

MITCHELL NOTEBOOK

- Lightning quick junior point guard, transferred to Baylor from Auburn and sat out 2018-19 season
- 2021 All-America Third-Team honoree (AP, SN), Big 12 Defensive POY, All-Big 12 First Team & All-Defensive Team
- Selected as Naismith Defensive Player of the Year Finalist (1 of 4) after being 1 of 10 semifinalists last season
- Nicknamed "Off Night" for reputation of forcing player he's defending into having an off night
- Posted 6+ assists in 13 of 26 games this season (6+ asts in 6 of 64 career games entering this season)
- Has started all 56 games at Baylor (50-6 record) after coming off bench in all 34 games as freshman at Auburn in 2017-18
- Recorded 8 assists, 16 points and 2 steals in 37 minutes of NCAAAT Second-Round win vs. Wisconsin (3/21/21)
- Posted 23 points in Big 12 Championship Quarterfinal win vs. Kansas State (3/11/21), 3rd game with 20+ vs. K-State
- Scored 20 points, including game-winning bucket in OT, as Bears clinched Big 12 title in win at No. 6 West Virginia (3/2/21)
- Recorded game-high 27 points and added 4 assists in win at No. 6 Texas (2/2/21)
- Erupted for career-high 31 points vs. K-State (1/27/21), including 22 points (8-9 FGs) in 12 minutes in 2nd half
- Posted team-highs of 17 points and 5 rebounds in win at No. 15 Texas Tech (1/16/21)
- 2nd career double-double with 10 points, 10 assists vs. Alcorn (12/30), one day after career-high 12 assists vs. UCA (12/29)
- Scored then-career-high 20 points and made career-best 6-of-10 from 3-point range in win at Kansas State (12/19/20)
- Made then-career-high 4-of-5 from 3-point range as part of 15-point, 7-assist effort in win over No. 5 Illinois (12/2/20)
- Collegiate teams are 62-6 in games in which he's played 20+ minutes (12-0 at Auburn, 50-6 at Baylor)
- Baylor is 26-0 when he posted 5+ assists and 31-3 when he scores 10+ points.
- Averaging 12.4 ppg over last 52 games (644 pts) after posting 4.0 ppg over first 38 collegiate games (153 pts)
- Had career-first double-double with 14 points and career-high 10 assists in 33 minutes vs. Kansas State (2/25/20)
- Came off bench in all 34 games as freshman at Auburn in 2017-18, helping Tigers to 26-8 record and SEC title
- Has team-high 41-inch max vertical, 33.5-inch no-step vertical

2020-21 GAME-BY-GAME

OPPONENT	DATE	GS	MIN	FG	3FG	FT	OR-DR-TR	PF	A	T	B	S	PTS
vs. Louisiana-Lafayette	11/28	*	27	7-9	2-2	2-4	0-4-4	3	6	1	0	3	18
vs. Washington	11/29	*	31	2-8	1-5	1-2	1-3-4	1	7	4	0	1	6
vs. #5 Illinois	12/2	*	31	5-8	4-5	1-2	1-3-4	4	7	3	0	2	15
SFA	12/9	*	31	4-6	1-2	2-2	1-2-3	1	7	3	1	4	11
at Kansas State	12/19	*	32	7-12	6-10	0-0	0-3-3	3	3	4	0	2	20
Arkansas Pine-Bluff	12/21	*	24	4-7	1-4	0-0	0-1-1	3	6	1	1	2	9
Central Arkansas	12/29	*	24	2-3	2-2	0-0	2-4-6	1	12	4	0	3	6
Alcorn State	12/30	*	28	3-5	1-2	3-3	1-2-3	3	10	3	2	3	10
at Iowa State	1/2	*	28	6-13	0-4	1-1	1-2-3	4	2	2	0	4	13
Oklahoma	1/6	*	32	4-10	0-4	0-0	0-1-1	3	4	2	0	1	8
at TCU	1/9	*	38	3-9	0-4	4-6	0-0-0	4	6	3	0	1	10
at #15 Texas Tech	1/16	*	31	6-12	3-6	2-4	0-5-5	3	1	4	0	0	17
#9 Kansas	1/18	*	32	2-5	2-2	4-4	0-0-0	2	3	7	0	3	10
at Oklahoma State	1/23	*	37	3-9	1-5	1-2	1-2-3	1	9	1	1	1	8
Kansas State	1/27	*	28	12-16	7-9	0-0	0-2-2	2	5	2	0	3	31
Auburn	1/30	*	31	4-9	3-6	2-2	1-2-3	3	7	1	0	1	13
at #6 Texas	2/2	*	37	11-16	5-7	0-0	0-1-1	3	4	1	0	1	27
Iowa State	2/23	*	37	4-12	1-4	0-0	2-2-4	2	4	0	0	2	9
at #17 Kansas	2/27	*	38	5-15	1-5	2-4	0-2-2	3	3	2	0	2	13
at #6 West Virginia	3/2	*	43	7-14	4-7	2-2	0-3-3	4	5	3	0	0	20
#17 Oklahoma State	3/4	*	38	4-10	2-8	2-2	1-1-2	1	7	3	1	2	12
#18 Texas Tech	3/7	*	36	6-7	3-3	2-5	0-3-3	2	7	1	1	1	17
vs. Kansas State	3/11	*	38	7-13	4-8	5-6	0-2-2	2	2	6	0	3	23
vs. #12 Oklahoma State	3/12	*	34	6-13	1-5	0-2	0-1-1	1	3	2	0	2	13
vs. Hartford	3/19	*	32	5-10	2-6	0-0	1-5-6	2	3	2	2	3	12
vs. Wisconsin	3/21	*	37	6-8	2-3	2-4	0-1-1	3	8	3	0	2	16

MITCHELL'S AUBURN STATS

YEAR	GP-GS	MIN-AVG	FG-A	PCT	3FG-A	PCT	FT-A	PCT	OFF-DEF-TOT	AVG	PF-D	A	TO	B	S	TP	AVG
2017-18 (FR.)	34-0	582-17.1	45-105	.429	15-52	.288	21-31	.677	9-30-39	1.1	73-1	63	38	1	18	126	3.7

MITCHELL'S BAYLOR STATS

YEAR	GP-GS	MIN-AVG	FG-A	PCT	3FG-A	PCT	FT-A	PCT	OFF-DEF-TOT	AVG	PF-D	A	TO	B	S	TP	AVG
2019-20 (SO.)	30-30	973-32.4	105-257	.409	34-105	.324	53-80	.663	10-71-81	2.7	82-1	114	67	11	44	297	9.9
2020-21 (JR.)	26-26	854-32.8	135-259	.521	59-128	.461	38-57	.667	13-57-70	2.7	64-0	141	68	9	52	367	14.1
BU CAREER	56-56	1826-32.6	240-516	.465	93-233	.399	91-137	.664	23-128-151	2.7	146-1	255	135	20	96	664	11.9
NCAA CAREER	90-56	2408-26.8	285-621	.459	108-285	.379	112-168	.667	32-158-190	2.1	219-2	318	173	21	114	790	8.8



23 – JONATHAN TCHAMWA TCHATCHOUA

F • 6-8 • 245 • SO. • SQ
DOUALA, CAMEROON (UNLV)

SEASON HIGHS

Points: – 13, three times
 FG: – 6 at Kansas State (12/19/20); vs. Central Arkansas (12/29/20)
 FGA: – 10 at Kansas State (12/19/20)
 3FG: –
 3FGA: –
 FT: – 5 vs. Illinois (12/2/20)
 FTA: – 6 vs. Illinois (12/2/20)
 Rebounds: – 11 vs. Central Arkansas (12/29/20)
 Assists: – 1, 10 times
 Turnovers: – 3 at Iowa State (1/2/21); vs. Oklahoma State (3/12/21)
 Blocks: – 4 at Oklahoma State (1/23/21)
 Steals: – 2, four times
 Minutes Played: – 27 vs. Oklahoma State (3/12/21)

CAREER HIGHS

Points: – 13, four times
 FG: – 6 at Kansas State (12/19/20); vs. Central Arkansas (12/29/20)
 FGA: – 10 at Kansas State (12/19/20)
 3FG: –
 3FGA: – 1, three times
 FT: – 9 vs. Colorado State (1/2/19)
 FTA: – 10 vs. Colorado State (1/2/19)
 Rebounds: – 12 vs. Colorado State (1/2/19)
 Assists: – 2 vs. Indiana State (12/23/18)
 Turnovers: – 4 vs. New Mexico (1/8/19)
 Blocks: – 4 at Oklahoma State (1/23/21)
 Steals: – 2, six times
 Minutes Played: – 40 vs. BYU (12/15/18)

MISCELLANEOUS

	20-21	BU RECORD
Double-Figure Points:	5	5-0
Double-Figure Rebounds:	2	2-0
Double-Doubles:	1	1-0
2+ Blocks:	4	4-0
Led team in Points:	–	–
Led team in Rebounds:	8	8-0
Led team in Blocks:	8	8-0
Led team in Bench Points:	7	6-1

TCHAMWA TCHATCHOUA NOTEBOOK

- Third-year sophomore big man with tremendous athleticism, extremely coachable; splits time with Flo Thamba at 5-spot
- Coaches refer to him as “Everyday Jon,” because they know he’s going to be the same energy-giving person every day
- Transferred to Baylor after playing one year at UNLV, sat out 2019-20 season and participated on BU practice squad
- Has scored 50% of his field goals on dunks (33 of 66) over first 25 games played at Baylor
- Blocked 16 shots in last 17 games (0.9 bpg) after recording 2 blocks over season’s first 8 games (0.3 bpg)
- 2nd career double-double with 13 points and career-high 11 boards vs. Central Arkansas (12/29/20)
- Matched career-high with 13 points (all in first half), including 3 alley-oop dunks in 24 minutes off bench at K-State (12/19/20)
- Scored career-high 13 points and added team-high 6 rebounds in 21 minutes off bench vs. SFA (12/9/20)
- Posted 9 points and 9 rebounds in 24 minutes off bench in win over No. 5 Illinois (12/2/20)
- Nearly posted double-double in second game with Bears, 12 points and 9 rebounds in 19 minutes off bench vs. Washington
- Played 31 games (11 starts) as freshman at UNLV, averaging 3.4 PPG, 3.5 RPG, 0.7 BPG in 13.3 MPG
- Recorded career-first double-double with 13 points and 12 rebounds in 16 minutes vs. Colorado State (1/2/19) while at UNLV
- Played 40 minutes in overtime win in first collegiate start vs. BYU (12/15/18) while at UNLV
- Born in Cameroon, moved to Australia and played at NBA Global Academy for final two high school seasons

2020-21 GAME-BY-GAME


OPPONENT	DATE	GS	MIN	FG	3FG	FT	OR-DR-TR	PF	A	T	B	S	PTS
vs. Louisiana-Lafayette	11/28		16	2-5	0-0	2-2	1-6-7	3	0	2	0	0	6
vs. Washington	11/29		19	5-9	0-0	2-2	4-5-9	2	1	1	1	0	12
vs. #5 Illinois	12/2		24	2-4	0-0	5-6	6-3-9	4	0	1	0	0	9
SFA	12/9		21	5-6	0-0	3-4	1-5-6	3	0	0	1	0	13
at Kansas State	12/19		24	6-10	0-0	1-2	3-1-4	2	1	0	0	2	13
Arkansas Pine-Bluff	12/21		18	5-8	0-0	0-0	4-4-8	4	1	0	0	0	10
Central Arkansas	12/29		21	6-6	0-0	1-2	1-10-11	0	0	1	0	0	13
Alcorn State	12/30		18	3-5	0-0	0-1	3-5-8	0	0	1	0	0	6
at Iowa State	1/2		26	2-2	0-0	3-3	2-8-10	1	0	3	2	0	7
Oklahoma	1/6		24	2-3	0-0	2-2	1-3-4	2	0	2	1	0	6
at TCU	1/9		20	2-6	0-0	0-0	2-1-3	3	1	1	1	1	4
at #15 Texas Tech	1/16		17	2-7	0-0	3-4	3-2-5	0	0	0	0	0	7
#9 Kansas	1/18		23	4-5	0-0	0-0	2-3-5	3	0	2	2	1	8
at Oklahoma State	1/23		17	2-4	0-0	0-0	1-3-4	1	0	2	4	0	4
Kansas State	1/27		14	3-4	0-0	1-2	2-1-3	4	1	1	0	0	7
Auburn	1/30		21	2-4	0-0	2-3	3-3-6	1	1	0	3	1	6
at #6 Texas	2/2		26	1-2	0-0	0-0	0-6-6	2	0	0	0	1	2
Iowa State	2/23			DNP									
at #17 Kansas	2/27		11	1-3	0-0	0-0	0-0-0	2	0	0	0	0	2
at #6 West Virginia	3/2		17	2-3	0-0	0-0	1-0-1	4	0	0	0	2	4
#17 Oklahoma State	3/4		24	1-2	0-0	0-0	0-2-2	1	0	2	1	2	2
#18 Texas Tech	3/7		17	2-4	0-0	0-0	1-2-3	2	1	1	0	2	4
vs. Kansas State	3/11		12	1-1	0-0	0-0	0-3-3	4	0	2	1	0	2
vs. #12 Oklahoma State	3/12		27	2-4	0-0	2-2	5-1-6	2	1	3	1	0	6
vs. Hartford	3/19		16	2-7	0-0	0-0	1-2-3	2	1	1	0	1	4
vs. Wisconsin	3/21		10	1-2	0-0	0-0	0-1-1	3	1	0	0	0	2

TCHAMWA TCHATCHOUA'S UNLV STATS

YEAR	GP-GS	MIN-AVG	FG-A	PCT	3FG-A	PCT	FT-A	PCT	OFF-DEF-TOT	AVG	PF-D	A	TO	B	S	TP	AVG
2018-19 (FR.)	31-11	412-13.3	38-80	.475	0-3	.000	30-44	.682	57-50-107	3.5	68-0	6	25	21	7	106	3.4

TCHAMWA TCHATCHOUA'S BAYLOR STATS

YEAR	GP-GS	MIN-AVG	FG-A	PCT	3FG-A	PCT	FT-A	PCT	OFF-DEF-TOT	AVG	PF-D	A	TO	B	S	TP	AVG
2020-21 (SO.)	25-0	480-19.2	66-116	.569	0-0	.000	27-35	.771	47-80-127	5.1	55-0	10	26	18	13	159	6.4
NCAA CAREER	56-11	890-15.9	104-196	.531	0-3	.000	57-79	.722	104-130-234	4.2	123-0	16	51	39	20	265	4.7



31 – MACIO TEAGUE

G • 6-4 • 195 • SR. • 1L
CINCINNATI, OHIO (UNC ASHEVILLE)

TEAGUE NOTEBOOK

- Fifth-year senior guard, earned All-Big 12 Second Team honors both seasons at BU; played 2 years at UNC Asheville
- Third-Team All-American (NCAA.com) and 1 of 5 finalists for 2021 Jerry West Shooting Guard of the Year Award
- Has earned All-Conference honors all 4 seasons (1st Team All-Big South 2017 & 2018, 2nd Team All-Big 12 2020 & 2021)
- Nation's only player with 1,500 career points (1,886), 500 rebounds (535), 250 assists (269), 125 steals (139) and 250 3FGs (281)
- Led Bears in scoring in 16 of last 38 games played and 20 times over 2 seasons (Bears are 18-2 when he leads team in scoring)
- Led Bears in scoring for 4th straight game with 22 points in NCAAT first-round win vs. Hartford (3/19/21)
- Named to 2021 Big 12 All-Tournament Team after averaging 20.5 points and 4.5 rebounds across two games
- School-record 10 made 3FGs in 35-point outburst on senior night vs. Texas Tech (3/7/21) - t-2nd most ever by any B12 player
- Scored game-high 23 points and added 10 rebounds for 5th career double-double (2nd at BU) in win at Kansas State (12/19/20)
- Has 8 career games with 6+ made 3FGs, 14 games with 5+ made 3FGs and 46 games with 3+ made 3FGs
- Scored in double-figures in 45 of 54 games at Baylor and in 99 of 121 games during collegiate career
- Has 5 career double-doubles, including 23 points and 10 rebounds in this season's Big 12 opener at Kansas State (12/19/20)
- Career .409 3-point shooter, averaging 2.3 made 3s per games (281-of-687 over 121 games)
- Played in 90 consecutive games (89 starts) to start collegiate career before sitting out 2 games with broken wrist
- Led team in scoring in 6 straight games with 15+ points in each before suffering broken wrist at Texas (2/10/20)
- Had 4th career double-double with 18 points and 10 rebounds in Baylor debut vs. Central Arkansas (11/5/19)
- Earned Myrtle Beach Invitational All-Tournament honors after leading Bears with 18.7 points per game (17+ points all 3 games)
- Scored 1,078 points over 2 seasons at UNCA, 4th player in Big South history to reach 1k as soph.

SEASON HIGHS

Points: – 35 vs. Texas Tech (3/7/21)
FG: – 11 vs. Texas Tech (3/7/21)
FGA: – 20 at Kansas (2/27/21)
3FG: – 10 vs. Texas Tech (3/7/21)
3FGA: – 12 vs. Texas Tech (3/7/21)
FT: – 8 vs. Alcorn State (12/30/20)
FTA: – 8 vs. Alcorn State (12/30/20); at Iowa State (1/2/21)
Rebounds: – 10 at Kansas State (12/19/20)
Assists: – 5 vs. Kansas State (1/27/21); vs. Oklahoma State (3/4/21)
Turnovers: – 4 at West Virginia (3/2/21)
Blocks: – 2 at Oklahoma State (1/23/21)
Steals: – 3 at Iowa State (1/2/21); vs. Kansas (1/18/21)
Minutes Played: – 37 at K-State (12/19/20); at Texas Tech (1/16/21)

CAREER HIGHS

Points: – 36 at Campbell (2/1/18)*
FG: – 14 at Campbell (2/1/18)*
FGA: – 24 vs. USC (3/13/18)*
3FG: – 10 vs. Texas Tech (3/7/21)
3FGA: – 15 at Campbell (2/1/18)*
FT: – 12 at Charleston Southern (1/14/17)*
FTA: – 14 vs. High Point (1/27/18)*
Rebounds: – 11 at UNC Greensboro (12/19/17)*
Assists: – 8 vs. Wofford (1/26/17)*
Turnovers: – 8 at Rhode Island (11/10/17)*
Blocks: – 2 at Oklahoma State (1/23/21)
Steals: – 5 at Coastal Carolina (12/3/16)*
Minutes Played: – 49 vs. USC (3/13/18)*

* - while at UNC Asheville

MISCELLANEOUS

	20-21	BU CAREER	BU RECORD
Double-Figure Points:	23	45	42-3
Double-Figure Rebounds:	1	2	2-0
Double-Doubles:	1	2	2-0
20+ Points:	6	9	9-0
30+ Points:	1	1	1-0
5+ Assists:	2	5	4-1
Led team in Points:	10	20	18-2
Led team in Rebounds:	3	7	6-1
Led team in Assists:	1	4	3-1
Led team in Blocks:	2	3	3-0

2020-21 GAME-BY-GAME

OPPONENT	DATE	GS	MIN	FG	3FG	FT	OR-DR-TR	PF	A	T	B	S	PTS
vs. Louisiana-Lafayette	11/28	*	32	9-18	3-7	0-0	2-5-7	0	4	2	0	0	21
vs. Washington	11/29	*	29	6-12	2-6	1-2	3-3-6	0	1	2	0	0	15
vs. #5 Illinois	12/2	*	32	4-10	0-2	3-4	1-1-2	0	0	0	0	0	11
SFA	12/9	*	25	2-6	0-3	5-5	1-1-2	1	1	2	0	0	9
at Kansas State	12/19	*	37	8-14	5-9	2-3	4-6-10	0	2	1	0	1	23
Arkansas Pine-Bluff	12/21	*	28	3-6	2-3	5-5	3-1-4	0	2	1	0	0	13
Central Arkansas	12/29	*	26	9-13	2-5	0-0	0-3-3	0	1	1	0	2	20
Alcorn State	12/30	*	20	4-9	2-7	8-8	2-0-2	0	3	0	0	1	18
at Iowa State	1/2	*	36	3-11	1-3	6-8	1-3-4	0	0	1	1	3	13
Oklahoma	1/6	*	34	6-11	4-6	1-2	0-4-4	3	0	1	1	0	17
at TCU	1/9	*	31	5-14	2-6	0-0	2-0-2	0	2	1	0	1	12
at #15 Texas Tech	1/16	*	37	6-11	0-2	2-2	1-3-4	0	1	2	1	1	14
#9 Kansas	1/18	*	32	5-12	0-4	3-3	0-1-1	1	1	2	0	3	13
at Oklahoma State	1/23	*	33	4-10	0-2	0-0	2-1-3	3	1	0	2	1	8
Kansas State	1/27	*	23	6-11	4-6	2-2	0-6-6	2	5	1	0	1	18
Auburn	1/30	*	31	6-13	1-5	2-3	1-3-4	0	0	2	0	1	15
at #6 Texas	2/2	*	30	4-7	0-1	2-2	1-2-3	2	2	3	0	0	10
Iowa State	2/23	*	29	5-13	0-4	4-4	0-5-5	0	3	2	0	1	14
at #17 Kansas	2/27	*	36	7-20	3-8	1-1	4-4-8	3	1	0	0	0	18
at #6 West Virginia	3/2	*	33	5-11	1-7	0-0	1-3-4	1	2	4	0	0	11
#17 Oklahoma State	3/4	*	35	7-12	2-3	3-5	2-2-4	0	5	1	0	2	19
#18 Texas Tech	3/7	*	36	11-16	10-12	3-4	1-2-3	0	1	0	0	1	35
vs. Kansas State	3/11	*	36	10-15	2-7	2-2	1-2-3	1	1	0	0	1	24
vs. #12 Oklahoma State	3/12	*	36	7-17	3-7	0-0	2-4-6	2	1	0	0	1	17
vs. Hartford	3/19	*	27	9-17	4-8	0-0	2-2-4	1	0	1	1	1	22
vs. Wisconsin	3/21	*	34	3-11	1-3	2-2	0-2-2	2	2	0	0	0	9

TEAGUE'S UNC ASHEVILLE STATS

YEAR	GP-GS	MIN-AVG	FG-A	PCT	3FG-A	PCT	FT-A	PCT	OFF-DEF-TOT	AVG	PF-D	A	TO	B	S	TP	AVG
2016-17 (FR.)	33-32	1124-34.1	169-361	.468	70-154	.455	101-114	.886	18-133-151	4.6	46-0	90	31	7	36	509	15.4
2017-18 (SO.)	34-34	1200-35.3	181-433	.418	97-228	.425	110-127	.866	17-132-149	4.4	57-0	85	70	4	54	569	16.7
CAREER	67-66	2324-34.7	350-794	.441	167-382	.437	211-241	.876	35-265-300	4.5	103-0	175	101	11	90	1078	16.1

TEAGUE'S BAYLOR STATS

YEAR	GP-GS	MIN-AVG	FG-A	PCT	3FG-A	PCT	FT-A	PCT	OFF-DEF-TOT	AVG	PF-D	A	TO	B	S	TP	AVG
2019-20 (JR.)	28-28	913-32.6	120-300	.400	60-169	.355	89-105	.848	29-100-129	4.6	36-0	52	35	5	27	389	13.9
2020-21 (SR.)	26-26	820-31.5	154-320	.481	54-136	.397	57-67	.851	37-69-106	4.1	22-0	42	30	6	22	419	16.1
BU CAREER	54-54	1736-32.1	274-620	.442	114-305	.374	146-172	.849	66-169-235	4.4	58-0	94	65	11	49	808	15.0
NCAA CAR.	121-120	4060-33.6	624-1414	.441	281-687	.409	357-413	.864	101-434-535	4.4	161-0	269	166	22	139	1886	15.6



0 — FLO THAMBA

F • 6-10 • 245 • JR. • 2L
KINSHASA, CONGO (MOUNTAIN MISSION SCHOOL)

SEASON HIGHS

Points: — 10 at Iowa State (1/2/21)
FG: — 4 at Kansas (2/27/21)
FGA: — 5 vs. Iowa State (2/23/21)
3FG: —
3FGA: —
FT: — 4 vs. Alcorn State (12/30/20); at Iowa State (1/2/21)
FTA: — 5 vs. Alcorn State (12/30/20); at Iowa State (1/2/21)
Rebounds: — 11 vs. Auburn (1/30/21)
Assists: — 1, four times
Turnovers: — 3 at Kansas State (12/19/20)
Blocks: — 3 vs. Kansas State (1/27/21); vs. Oklahoma State (3/12/21)
Steals: — 1 vs. UAPB (12/21/20); at TCU (1/9/21)
Minutes Played: — 21 vs. Kansas State (1/27/21)

CAREER HIGHS

Points: — 11 vs. UT Martin (12/18/19)
FG: — 4 vs. UT Martin (12/18/19); at Kansas (2/27/21)
FGA: — 5 vs. Kansas (1/12/19); vs. Iowa State (2/23/21)
3FG: —
3FGA: —
FT: — 4 vs. Alcorn State (12/30/20); at Iowa State (1/2/21)
FTA: — 6 vs. UT Martin (12/18/19)
Rebounds: — 11 vs. Auburn (1/30/21)
Assists: — 3 vs. TCU (2/2/19)
Turnovers: — 3 at Kansas State (12/19/20)
Blocks: — 4 vs. UT Martin (12/18/19)
Steals: — 1, nine times
Minutes Played: — 21, four times

MISCELLANEOUS

	20-21	CAREER	BU RECORD
Double-Figure Points:	1	2	2-0
Double-Figure Rebounds:	1	1	1-0
Double-Doubles:	—	—	—
2+ Blocks:	2	10	8-2
Led team in Points:	—	—	—
Led team in Rebounds:	2	3	3-0
Led team in Blocks:	8	16	13-3
Led team in Bench Points:	—	3	2-1

THAMBA NOTEBOOK


- Junior with 7-foot-5 wingspan, originally from Kinshasa, Congo; splits time with Jonathan Tchamwa Tchatchoua at 5-spot
- Has started all 26 games this season after playing 19 of 30 games last season, all off bench (11 DNP)
- Already has more than twice as many points & rebounds (94 pts, 103 rebs) as last season (43 pts, 42 rebs)
- Grabbed career-high 11 rebounds in just 17 minutes of win vs. Auburn (1/30/21)
- Posted season-high 10 points in just 13 minutes of win at Iowa State (1/2/21)
- Recorded 7 rebounds (6 offensive) in 18 minutes of BU win at Kansas State (12/19/20)
- Saw 15 minutes of action in season finale last year at West Virginia, most in any Big 12 game last season
- Made pair of clutch free throws to give Bears 1-point lead with 4:55 left in comeback win at Oklahoma State (1/18/20)
- Recorded career-highs with 11 points (4-4 FGs), 8 rebounds, 4 blocks and 21 minutes vs. UT Martin (12/18/19)
- Came off bench in 33 of 34 games as freshman in 2018-19, including 15 games with double-digit minutes
- Born in Congo, lived in England, France and South Africa, emigrated to United States in 2014
- Averaged 14.0 points, 10.0 rebounds and 1.5 blocks as senior at Mountain Mission School in Grundy, Va.
- Late addition to 2018 signing class, ranked No. 243 overall and No. 34 center by 247Sports

2020-21 GAME-BY-GAME

OPPONENT	DATE	GS	MIN	FG	3FG	FT	OR-DR-TR	PF	A	T	B	S	PTS
vs. Louisiana-Lafayette	11/28	*	20	2-4	0-0	2-4	5-2-7	2	0	1	0	0	6
vs. Washington	11/29	*	15	0-1	0-0	0-2	1-1-2	2	0	0	1	0	0
vs. #5 Illinois	12/2	*	13	2-2	0-0	0-3	0-0-0	3	0	0	0	0	4
SFA	12/9	*	11	1-1	0-0	2-2	1-0-1	4	0	1	0	0	4
at Kansas State	12/19	*	18	1-1	0-0	1-2	6-1-7	2	1	3	0	0	3
Arkansas Pine-Bluff	12/21	*	16	2-3	0-0	0-0	2-6-8	1	1	1	1	1	4
Central Arkansas	12/29	*	14	1-1	0-0	0-0	0-6-6	0	0	0	1	0	2
Alcorn State	12/30	*	16	2-3	0-0	4-5	2-4-6	3	0	0	1	0	8
at Iowa State	1/2	*	13	3-3	0-0	4-5	1-3-4	3	0	0	0	0	10
Oklahoma	1/6	*	13	1-2	0-0	0-0	4-2-6	3	0	0	1	0	2
at TCU	1/9	*	16	1-1	0-0	0-2	1-6-7	3	0	0	1	1	2
at #15 Texas Tech	1/16	*	13	0-1	0-0	0-0	1-0-1	3	0	0	0	0	0
#9 Kansas	1/18	*	14	3-3	0-0	1-2	3-1-4	3	0	1	0	0	7
at Oklahoma State	1/23	*	9	0-0	0-0	2-2	0-1-1	4	0	1	0	0	2
Kansas State	1/27	*	21	1-2	0-0	2-2	3-3-6	1	0	0	3	0	4
Auburn	1/30	*	17	0-4	0-0	0-0	4-7-11	2	1	0	1	0	0
at #6 Texas	2/2	*	10	1-3	0-0	0-0	0-2-2	2	0	1	1	0	2
Iowa State	2/23	*	18	3-5	0-0	1-2	1-2-3	3	0	2	1	0	7
at #17 Kansas	2/27	*	20	4-4	0-0	1-1	2-2-4	3	0	0	1	0	9
at #6 West Virginia	3/2	*	12	1-1	0-0	1-2	0-2-2	3	0	1	0	0	3
#17 Oklahoma State	3/4	*	8	0-1	0-0	0-0	0-1-1	3	0	1	0	1	0
#18 Texas Tech	3/7	*	9	0-0	0-0	0-0	0-0-0	3	1	1	0	0	0
vs. Kansas State	3/11	*	20	1-2	0-0	0-0	0-2-2	3	0	2	1	0	2
vs. #12 Oklahoma State	3/12	*	12	1-2	0-0	2-2	3-2-5	4	0	0	3	0	4
vs. Hartford	3/19	*	21	2-4	0-0	1-2	2-2-4	1	0	0	1	1	5
vs. Wisconsin	3/21	*	17	1-4	0-0	2-2	2-1-3	1	0	0	0	0	4

THAMBA'S CAREER STATS

YEAR	GP-GS	MIN-AVG	FG-A	PCT	3FG-A	PCT	FT-A	PCT	OFF-DEF-TOT	AVG	PF-D	A	TO	B	S	TP	AVG
2018-19 (FR.)	33-0	331-10.0	21-39	.538	0-0	.000	16-30	.533	31-41-72	2.2	57-1	11	24	21	6	58	1.8
2019-20 (SO.)	19-0	172-9.1	13-27	.481	0-0	.000	17-30	.567	14-28-42	2.2	33-1	2	7	13	1	43	2.3
2020-21 (JR.)	26-26	386-14.8	34-58	.586	0-0	.000	26-43	.605	44-59-103	4.0	65-0	4	16	18	4	94	3.6
CAREER	78-26	889-11.4	68-124	.548	0-0	.000	59-103	.573	89-128-217	2.8	155-2	17	47	52	11	195	2.5



5 – JORDAN TURNER

G/F • 6-8 • 195 • RFR. • SQ
HOUSTON, TEXAS (SUNRISE CHRISTIAN)

SEASON/CAREER HIGHS

Points: – 10 vs. Alcorn State (12/30/20)
FG: – 3 vs. Alcorn State (12/30/20)
FGA: – 5 vs. UAPB (12/21/20)
3FG: – 3 vs. Alcorn State (12/30/20)
3FGA: – 3 vs. UAPB (12/21/20); vs. Alcorn State (12/30/20)
FT: – 4 vs. UAPB (12/21/20)
FTA: – 4 vs. UAPB (12/21/20)
Rebounds: – 4 vs. UAPB (12/21/20)
Assists: – 2 vs. UAPB (12/21/20)
Steals: –
Blocks: –
Turnovers: – 1 vs. SFA (12/9/20); vs. Kansas State (1/27/21)
Minutes Played: – 14 vs. UAPB (12/21/20)

MISCELLANEOUS

	20-21	BU RECORD
Double-Figure Points:	1	1-0
Double-Figure Rebounds:	–	–
Double-Doubles:	–	–
2+ Blocks:	–	–
Led team in Points:	–	–
Led team in Rebounds:	–	–
Led team in Blocks:	–	–
Led team in Assists:	–	–

TURNER NOTEBOOK

- Redshirt freshman wing from Houston, attended Sunrise Christian in Bel Aire, Kan. for final 2 prep seasons
- Elected to take voluntary redshirt and participate on practice squad during 2019-20 season
- Combined for 20 points and 15 rebounds in 44 minutes over last 7 games played (5-of-8 from 3-point range)
- Posted career-high 10 points (3-3 3FGs), added 3 rebounds in 8 minutes off bench vs. Alcorn State (12/30/20)
- Scored career-first points with 7 points and 4 rebounds in season-high 14 minutes off bench vs. UAPB (12/21/20)
- Played first two collegiate games in Bears' trip to Las Vegas, seeing 2 minutes of late-game action in both games
- Ranked No. 11 recruit in Texas and No. 24 SF nationally in 2019 signing class by ESPN
- Played first two prep seasons at Global Learning Village in Houston
- Twin brother, Jalyn, is sophomore on Central Oklahoma basketball squad

2020-21 GAME-BY-GAME

OPPONENT	DATE	GS	MIN	FG	3FG	FT	OR-DR-TR	PF	A	T	B	S	PTS
vs. Louisiana-Lafayette	11/28		2	0-0	0-0	0-0	0-0-0	0	0	0	0	0	0
vs. Washington	11/29		2	0-0	0-0	0-0	0-0-0	0	0	0	0	0	0
vs. #5 Illinois	12/2			DNP									
SFA	12/9	4	0-1	0-0	0-0	0-0-0	1	0	1	0	0	0	0
at Kansas State	12/19			DNP									
Arkansas Pine-Bluff	12/21	14	1-5	1-3	4-4	1-3-4	2	2	0	0	0	0	7
Central Arkansas	12/29	7	1-3	1-2	0-0	1-2-3	1	0	0	0	0	0	3
Alcorn State	12/30	8	3-4	3-3	1-2	1-2-3	5	1	0	0	0	0	10
at Iowa State	1/2			DNP									
Oklahoma	1/6			DNP									
at TCU	1/9			DNP									
at #15 Texas Tech	1/16			DNP									
#9 Kansas	1/18			DNP									
at Oklahoma State	1/23			DNP									
Kansas State	1/27	8	0-3	0-0	0-0	1-2-3	2	0	1	0	0	0	0
Auburn	1/30			DNP									
at #6 Texas	2/2			DNP									
Iowa State	2/23			DNP									
at #17 Kansas	2/27			DNP									
at #6 West Virginia	3/2			DNP									
#17 Oklahoma State	3/4			DNP									
#18 Texas Tech	3/7	2	0-1	0-0	0-0	0-0-0	0	0	0	0	0	0	0
vs. Kansas State	3/11			DNP									
vs. #12 Oklahoma State	3/12			DNP									
vs. Hartford	3/19	4	0-2	0-0	0-0	1-1-2	0	0	0	0	0	0	0
vs. Wisconsin	3/21	1	0-0	0-0	0-0	0-0-0	0	0	0	0	0	0	0

TURNER'S CAREER STATS

YEAR	GP-GS	MIN-AVG	FG-A	PCT	3FG-A	PCT	FT-A	PCT	OFF-DEF-TOT	AVG	PF-D	A	TO	B	S	TP	AVG
2020-21 (RFR.)	10-0	51-5.1	5-19	.263	5-8	.625	5-6	.833	5-10-15	1.5	11-1	3	2	0	0	20	2.0
CAREER	10-0	51-5.1	5-19	.263	5-8	.625	5-6	.833	5-10-15	1.5	11-1	3	2	0	0	20	2.0



11 – MARK VITAL

G/F • 6-5 • 250 • SR. • 3L

LAKE CHARLES, LA. (ADVANCED PREP INT'L (TEXAS))

SEASON HIGHS

Points: – 19 at Oklahoma State (1/23/21)
FG: – 8 at Oklahoma State (1/23/21)
FGA: – 10 vs. Oklahoma State (3/12/21)
3FG: –
3FGA: – 2 vs. Central Arkansas (12/29/20)
FT: – 5 at TCU (1/9/21)
FTA: – 8 at Kansas (2/27/21)
Rebounds: – 15, four times
Assists: – 6 vs. Kansas State (3/11/21)
Turnovers: – 4 vs. Washington (11/29/20); vs. SFA (12/9/20)
Blocks: – 3 vs. Washington (11/29/20); vs. Iowa State (2/23/21)
Steals: – 3, four times
Minutes Played: – 34 at West Virginia (3/2/21)

CAREER HIGHS

Points: – 19 at Oklahoma State (1/23/21)
FG: – 8 at Oklahoma State (1/23/21)
FGA: – 13 vs. Kansas (1/12/19)
3FG: – 1, seven times
3FGA: – 4 vs. Jackson State (12/30/19)
FT: – 7 vs. Texas (2/27/19)
FTA: – 10 vs. Prairie View A&M (11/12/18); vs. Nicholls (11/16/18)
Rebounds: – 17 at Arizona (12/15/18)
Assists: – 8 vs. Oklahoma State (1/15/18)
Turnovers: – 7 vs. Kansas (2/10/18)
Blocks: – 3, seven times
Steals: – 5 vs. SFA (12/18/18)
Minutes Played: – 41 vs. Texas (2/27/19)

MISCELLANEOUS

	20-21	CAREER	BU RECORD
Double-Figure Points:	2	27	17-10
Double-Figure Rebounds:	6	18	14-4
Double-Doubles:	1	3	3-0
15+ Rebounds:	4	5	4-1
5+ Assists:	1	9	8-1
2+ Blocks	7	26	21-5
Led team in Points:	–	3	0-3
Led team in Rebounds:	11	44	32-12
Led team in Assists:	2	21	13-8
Led team in Blocks:	9	29	22-7
Led team in Bench Points:	–	8	7-1

VITAL NOTEBOOK

- Bruising senior guard/forward from Lake Charles, La., sat out 2016-17 season before debuting in 2017-18
- Three-time All-Big 12 honoree (3rd Team in 2020, HM in 2019 & 2021) and three-time Big 12 All-Defensive Team selection
- Named 1 of 10 Naismith Defensive POY Semifinalists for 2nd straight season (advanced as 1 of 4 finalists last season)
- Tabbed as 2021 Big 12 Defensive Player of the Year by The Athletic
- Holds BU record with 45 career Big 12 victories (45-22), passing A.J. Walton (39-29); 10th all-time at BU with 140 steals
- Sixth player in program history to make 100+ career starts – has started 90 of team's last 100 games
- Posted 15 rebounds for 4th time this season (3rd time in 7-game stretch) in Big 12 Championship semifinal vs. OSU (3/12/21)
- Recorded 10 rebounds and season-high 6 assists in Big 12 Championship quarterfinals win vs. K-State (3/11/21)
- Had memorable senior night with first double-double of season (10 pts/15 rebs) in win over No. 21 Texas Tech (3/7/21)
- Posted season-highs of 15 rebounds, 3 blocks and 32 minutes vs. Iowa State (2/23/21) in first game back from 21-day break
- Scored career-high 19 points (8-9 FGs) in comeback from 9 points down to win at Oklahoma State (1/23/21)
- Posted 15 rebounds, 8 points, 4 assists and 3 blocks in 27 minutes vs. Washington (11/29/20)
- Twice has posted as many rebounds as all opposing players combined – 11/29/20 vs. Washington (15-15), 12/15/18 at Arizona (17-14)
- Has scored in double-figures 27 times during BU career, has 18 games with double-digit rebounds and 3 double-doubles
- Appeared in team-high 87 consecutive games before missing game vs. Texas Tech (3/2/20) due to knee injury late last season
- Tied career-high with 3 blocks, including potential go-ahead layup with 1.5 seconds left in win over No. 18 Butler (12/10/19)
- Had then-career-high 17 points with 8 rebounds in 29 minutes of 2019 NCAA Tournament 2nd Round vs. Gonzaga
- Went perfect 7-for-7 at foul line and posted 13 points, 8 rebounds and 3 assists in 84-83 OT win vs. Texas (2/27/17)
- Posted 2nd career double-double with career-high 15 points, 14 rebounds, 2 assists and 2 blocks in win over West Virginia (2/23/19)
- Had career-high 17 rebounds (9 offensive) in win at Arizona (12/15/18), out-rebounding all 9 Arizona players combined (14 rebounds)
- Played in all but one game vs. NCAA teams during BU career (missed vs. Randall in 2017-18 and vs. TTU in 2018-19)
- Committed to Baylor in September 2013, more than two years before signing day

2020-21 GAME-BY-GAME

OPPONENT	DATE	GS	MIN	FG	3FG	FT	OR-DR-TR	PF	A	T	B	S	PTS
vs. Louisiana-Lafayette	11/28	*	15	2-2	0-0	1-3	1-1-2	3	2	1	0	3	5
vs. Washington	11/29	*	27	4-8	0-0	0-0	7-8-15	2	4	4	3	0	8
vs. #5 Illinois	12/2	*	27	2-7	0-0	2-2	4-3-7	1	1	0	1	1	6
SFA	12/9	*	22	2-6	0-1	0-0	1-5-6	4	0	4	0	3	4
at Kansas State	12/19	*	19	3-4	0-0	1-2	2-0-2	2	0	1	0	2	7
Arkansas Pine-Bluff	12/21	*	11	2-5	0-0	0-0	1-4-5	0	1	0	2	1	4
Central Arkansas	12/29	*	20	1-7	0-2	0-0	0-1-1	3	2	0	1	0	2
Alcorn State	12/30	*	17	2-5	0-1	1-2	1-0-1	2	2	0	0	2	5
at Iowa State	1/2	*	22	3-5	0-0	0-3	1-4-5	4	2	1	2	0	6
Oklahoma	1/6	*	16	0-3	0-0	1-2	2-6-8	0	3	1	1	0	1
at TCU	1/9	*	25	2-4	0-0	5-6	2-4-6	4	0	2	0	0	9
at #15 Texas Tech	1/16	*	30	1-1	0-0	2-2	2-3-5	4	0	2	1	3	4
#9 Kansas	1/18	*	29	2-5	0-0	0-0	1-9-10	4	1	0	1	0	4
at Oklahoma State	1/23	*	27	8-9	0-0	3-6	3-2-5	3	1	0	2	2	19
Kansas State	1/27	*	24	4-6	0-1	0-0	1-4-5	1	1	1	1	3	8
Auburn	1/30	*	21	0-3	0-0	2-4	1-1-2	3	1	1	2	1	2
at #6 Texas	2/2	*	24	3-7	0-0	0-0	3-3-6	3	1	1	0	0	6
Iowa State	2/23	*	32	1-2	0-0	1-3	8-7-15	2	0	2	3	2	3
at #17 Kansas	2/27	*	27	3-6	0-0	2-8	5-1-6	2	3	0	0	2	8
at #6 West Virginia	3/2	*	34	3-4	0-0	1-4	5-3-8	3	2	0	2	2	7
#17 Oklahoma State	3/4	*	27	2-4	0-0	0-0	1-3-4	4	1	0	1	0	4
#18 Texas Tech	3/7	*	28	4-8	0-0	2-3	5-10-15	2	2	0	0	0	10
vs. Kansas State	3/11	*	28	0-3	0-0	2-2	7-3-10	3	6	3	0	2	2
vs. #12 Oklahoma State	3/12	*	29	4-10	0-0	1-2	8-7-15	4	1	1	0	0	9
vs. Hartford	3/19	*	11	0-0	0-0	0-0	1-3-4	5	0	0	1	0	0
vs. Wisconsin	3/21	*	27	3-4	0-0	0-0	2-5-7	0	1	0	0	0	6

VITAL'S CAREER STATS

YEAR	GP-GS	MIN-AVG	FG-A	PCT	3FG-A	PCT	FT-A	PCT	OFF-DEF-TOT	AVG	PF-D	A	TO	B	S	TP	AVG
2016-17 (FR.)		-redshirt-															
2017-18 (FR.)	33-18	786-23.8	87-181	.481	1-10	.100	47-93	.505	75-109-184	5.6	73-0	71	68	21	26	222	6.7
2018-19 (SO.)	34-34	943-27.7	89-192	.464	4-22	.182	64-121	.529	121-124-245	7.2	99-4	68	61	31	35	246	7.2
2019-20 (JR.)	29-23	755-26.0	73-159	.459	2-17	.118	28-67	.418	85-96-181	6.2	78-3	53	41	17	50	176	6.1
2020-21 (SR.)	26-26	619-23.8	61-128	.477	0-5	.000	27-54	.500	75-100-175	6.7	68-1	38	25	24	29	149	5.7
CAREER	122-101	3104-25.4	310-660	.470	7-54	.130	166-335	.496	356-429-785	6.4	318-8	230	195	93	140	793	6.5

2020-21 SEASON STATISTICS



**2020-21 Baylor Men's Basketball
Combined Team Statistics
All games**

Game Records

Record	Overall	Home	Away	Neutral
ALL GAMES	24-2	11-0	7-1	6-1
CONFERENCE	13-1	6-0	7-1	0-0
NON-CONFERENCE	11-1	5-0	0-0	6-1

Score by Periods

Team	1st	2nd	OT	TOT
Baylor	1035	1132	13	2180
Opponents	757	947	8	1712

Team Box Score

No.	Player	Total			3-Point			F-Throw			Rebounds				Other				PTS	AVG		
		GP-GS	MIN	AVG	FG-FGA	FG%	3FG-FGA	3FG%	FT-FTA	FT%	OFF	DEF	TOT	AVG	PF	DQ	A	TO			BLK	STL
12	BUTLER, Jared	26-26	778:12	29.9	157-328	.479	66-159	.415	60-77	.779	10	76	86	3.3	65	3	125	77	10	55	440	16.9
31	TEAGUE, MaCio	26-26	820:16	31.5	154-320	.481	54-136	.397	57-67	.851	37	69	106	4.1	22	0	42	30	6	22	419	16.1
45	MITCHELL, Davion	26-26	853:47	32.8	135-259	.521	59-128	.461	38-57	.667	13	57	70	2.7	64	0	141	68	9	52	367	14.1
10	FLAGLER, Adam	24-0	542:44	22.6	72-161	.447	38-95	.400	27-33	.818	22	34	56	2.3	36	0	33	19	0	18	209	8.7
24	MAYER, Matthew	26-0	401:08	15.4	80-164	.488	27-64	.422	29-49	.592	26	74	100	3.8	36	0	27	30	8	31	216	8.3
23	TCHAMWA TCHATCHOUA, Jonathan	25-0	479:49	19.2	66-116	.569	0-0	.000	27-35	.771	47	80	127	5.1	55	0	10	26	18	13	159	6.4
11	VITAL, Mark	26-26	619:08	23.8	61-128	.477	0-5	.000	27-54	.500	75	100	175	6.7	68	1	38	25	24	29	149	5.7
4	CRYER, LJ	18-0	194:40	10.8	21-53	.396	16-42	.381	9-14	.643	3	8	11	0.6	7	0	15	9	0	10	67	3.7
0	THAMBA, Flo	26-26	385:51	14.8	34-58	.586	0-0	.000	26-43	.605	44	59	103	4.0	65	0	4	16	18	4	94	3.6
32	LOVEDAY, Zach	11-0	56:41	5.2	12-17	.706	1-2	.500	3-4	.750	4	10	14	1.3	8	0	1	1	3	1	28	2.5
5	TURNER, Jordan	10-0	50:45	5.1	5-19	.263	5-8	.625	5-6	.833	5	10	15	1.5	11	1	3	2	0	0	20	2.0
35	PATERSON, Mark	10-0	20:33	2.1	5-10	.500	1-1	1.000	1-2	.500	3	4	7	0.7	6	0	0	1	0	1	12	1.2
13	MOFFATT, Jackson	10-0	21:26	2.1	0-10	.000	0-3	.000	0-1	.000	2	4	6	0.6	0	0	1	2	0	0	0	0.0
Team											39	33	72					6				
Total		26	5225		802-1643	.488	267-643	.415	309-442	.699	330	618	948	36.5	443	5	440	312	96	236	2180	83.8
Opponents		26	5225		619-1438	.430	168-499	.337	306-443	.691	268	568	836	32.2	434	11	321	454	104	153	1712	65.8

Team Statistics

	BAYLOR	OPP
Scoring	2180	1712
Points per game	83.8	65.8
Scoring margin	+18.0	-
Field goals-att	802-1643	619-1438
Field goal pct	.488	.430
3 point fg-att	267-643	168-499
3-point FG pct	.415	.337
3-pt FG made per game	10.3	6.5
Free throws-att	309-442	306-443
Free throw pct	.699	.691
F-Throws made per game	11.9	11.8
Rebounds	948	836
Rebounds per game	36.5	32.2
Rebounding margin	+4.3	-
Assists	440	321
Assists per game	16.9	12.3
Turnovers	312	454
Turnovers per game	12.0	17.5
Turnover margin	+5.5	-
Assist/turnover ratio	1.4	0.7
Steals	236	153
Steals per game	9.1	5.9
Blocks	96	104
Blocks per game	3.7	4.0
Winning streak	2	-
Home win streak	11	-
Attendance	23500	19589
Home games-Avg/Game	11-2136	8-2449
Neutral site-Avg/Game	-	7-1804

Team Results

Date	Opponent	Score	Att.
11/28/2020	vs Louisiana	W 112-82	0
11/29/2020	vs Washington	W 86-52	0
12/02/2020	vs Illinois	W 82-69	0
12/09/2020	SFA	W 83-52	2350
12/19/2020	at Kansas St.	W 100-69	848
12/21/2020	Ark.-Pine Bluff	W 99-42	2350
12/29/2020	Central Ark.	W 93-56	0
12/30/2020	Alcorn	W 105-76	2350
01/02/2021	at Iowa St.	W 76-65	1318
01/06/2021	Oklahoma	W 76-61	2350
01/09/2021	at TCU	W 67-49	1891
01/16/2021	at Texas Tech	W 68-60	4250
01/18/2021	Kansas	W 77-69	2350
01/23/2021	at Oklahoma St.	W 81-66	3350
01/27/2021	Kansas St.	W 107-59	2350
01/30/2021	Auburn	W 84-72	2350
02/02/2021	at Texas	W 83-69	2532
02/23/2021	Iowa St.	W 77-72	2350
02/27/2021	at Kansas	L 58-71	2600
03/02/2021	at West Virginia	Wot 94-89	2800
03/04/2021	Oklahoma St.	W 81-70	2350
03/07/2021	Texas Tech	W 88-73	2350
03/11/2021	vs Kansas St.	W 74-68	3491
03/12/2021	vs Oklahoma St.	L 74-83	3298
03/19/2021	vs Hartford	W 79-55	5837
03/21/2021	vs Wisconsin	W 76-63	0

2020-21 BIG 12 STATISTICS



**2020-21 Baylor Men's Basketball
Combined Team Statistics
In Conference games**

Page 1/1
as of Mar 21, 2021

Game Records

Record	Overall	Home	Away	Neutral
ALL GAMES	13-1	6-0	7-1	0-0
CONFERENCE	13-1	6-0	7-1	0-0
NON-CONFERENCE	0-0	0-0	0-0	0-0

Score by Periods

Team	1st	2nd	OT	TOT
Baylor	528	592	13	1133
Opponents	418	516	8	942

Team Box Score

No.	Player	Total			3-Point			F-Throw		Rebounds				Other				PTS	AVG			
		GP-GS	MIN	AVG	FG-FGA	FG%	3FG-FGA	3FG%	FT-FTA	FT%	OFF	DEF	TOT	AVG	PF	DQ	A			TO	BLK	STL
12	BUTLER, Jared	14-14	447:29	32.0	87-173	.503	43-96	.448	35-47	.745	6	42	48	3.4	40	3	70	45	5	32	252	18.0
31	TEAGUE, MaCio	14-14	463:08	33.1	82-173	.474	32-73	.438	29-36	.806	19	42	61	4.4	15	0	26	19	5	15	225	16.1
45	MITCHELL, Davion	14-14	487:21	34.8	80-160	.500	35-78	.449	20-30	.667	5	27	32	2.3	37	0	63	35	3	23	215	15.4
24	MAYER, Matthew	14-0	212:34	15.2	38-79	.481	10-29	.345	14-25	.560	12	41	53	3.8	24	0	12	20	1	15	100	7.1
10	FLAGLER, Adam	13-0	289:38	22.3	31-80	.388	16-46	.348	14-18	.778	9	17	26	2.0	19	0	14	10	0	9	92	7.1
11	VITAL, Mark	14-14	362:57	25.9	39-68	.574	0-1	.000	18-39	.462	41	59	100	7.1	38	0	17	11	14	16	96	6.9
23	TCHAMWA TCHATCHOUA, Jonathan	13-0	259:06	19.9	30-55	.545	0-0	.000	10-13	.769	18	32	50	3.8	27	0	4	14	11	11	70	5.4
0	THAMBA, Flo	14-14	193:40	13.8	19-27	.704	0-0	.000	13-21	.619	22	26	48	3.4	39	0	2	11	8	2	51	3.6
32	LOVEDAY, Zach	3-0	09:46	3.3	3-4	.750	1-1	1.000	1-2	.500	3	2	5	1.7	3	0	1	0	1	0	8	2.7
4	CRYER, LJ	9-0	76:16	8.5	7-17	.412	5-13	.385	0-0	.000	0	4	4	0.4	1	0	5	3	0	3	19	2.1
35	PATERSON, Mark	3-0	06:58	2.3	2-3	.667	0-0	.000	1-2	.500	2	2	4	1.3	2	0	0	0	0	0	5	1.7
5	TURNER, Jordan	2-0	10:08	5.1	0-4	.000	0-0	.000	0-0	.000	1	2	3	1.5	2	0	0	1	0	0	0	0.0
13	MOFFATT, Jackson	3-0	05:59	2.0	0-2	.000	0-1	.000	0-0	.000	1	1	2	0.7	0	0	0	2	0	0	0	0.0
Team											27	19	46				5					
Total		14	2825		418-845	.495	142-338	.420	155-233	.665	166	316	482	34.4	247	3	214	176	48	126	1133	80.9
Opponents		14	2825		342-766	.446	95-272	.349	163-238	.685	148	298	446	31.9	236	5	176	228	55	88	942	67.3

Team Statistics

	BAYLOR	OPP
Scoring	1133	942
Points per game	80.9	67.3
Scoring margin	+13.6	-
Field goals-att	418-845	342-766
Field goal pct	.495	.446
3 point fg-att	142-338	95-272
3-point FG pct	.420	.349
3-pt FG made per game	10.1	6.8
Free throws-att	155-233	163-238
Free throw pct	.665	.685
F-Throws made per game	11.1	11.6
Rebounds	482	446
Rebounds per game	34.4	31.9
Rebounding margin	+2.6	-
Assists	214	176
Assists per game	15.3	12.6
Turnovers	176	228
Turnovers per game	12.6	16.3
Turnover margin	+3.7	-
Assist/turnover ratio	1.2	0.8
Steals	126	88
Steals per game	9.0	6.3
Blocks	48	55
Blocks per game	3.4	3.9
Winning streak	3	-
Home win streak	6	-
Attendance	14100	19589
Home games-Avg/Game	6-2350	8-2449
Neutral site-Avg/Game	-	0-0

Team Results

Date	Opponent	Result	Score	Att.
12/19/2020	at Kansas St.	W	100-69	848
01/02/2021	at Iowa St.	W	76-65	1318
01/06/2021	Oklahoma	W	76-61	2350
01/09/2021	at TCU	W	67-49	1891
01/16/2021	at Texas Tech	W	68-60	4250
01/18/2021	Kansas	W	77-69	2350
01/23/2021	at Oklahoma St.	W	81-66	3350
01/27/2021	Kansas St.	W	107-59	2350
02/02/2021	at Texas	W	83-69	2532
02/23/2021	Iowa St.	W	77-72	2350
02/27/2021	at Kansas	L	58-71	2600
03/02/2021	at West Virginia	Wot	94-89	2800
03/04/2021	Oklahoma St.	W	81-70	2350
03/07/2021	Texas Tech	W	88-73	2350

2021 BIG 12 CHAMPIONSHIP STATISTICS



**2020-21 Baylor Men's Basketball
Combined Team Statistics
Specific games**

Game Records

Record	Overall	Home	Away	Neutral
ALL GAMES	1-1	0-0	0-0	1-1
CONFERENCE	0-0	0-0	0-0	0-0
NON-CONFERENCE	1-1	0-0	0-0	1-1

Score by Periods

Team	1st	2nd	OT	TOT
Baylor	66	82	0	148
Opponents	69	82	0	151

Team Box Score

No.	Player				Total		3-Point		F-Throw		Rebounds								PTS	AVG		
		GP-GS	MIN	AVG	FG-FGA	FG%	3FG-FGA	3FG%	FT-FTA	FT%	OFF	DEF	TOT	AVG	PF	DQ	A	TO			BLK	STL
31	TEAGUE, MaCio	2-2	72:03	36.0	17-32	.531	5-14	.357	2-2	1.000	3	6	9	4.5	3	0	2	0	0	2	41	20.5
45	MITCHELL, Davion	2-2	71:17	35.6	13-26	.500	5-13	.385	5-8	.625	0	3	3	1.5	3	0	5	8	0	5	36	18.0
12	BUTLER, Jared	2-2	60:55	30.5	12-27	.444	3-12	.250	7-7	1.000	0	7	7	3.5	8	0	5	11	1	2	34	17.0
11	VITAL, Mark	2-2	57:29	28.7	4-13	.308	0-0	.000	3-4	.750	15	10	25	12.5	7	0	7	4	0	2	11	5.5
23	TCHAMWA TCHATCHOUA, Jonathan	2-0	39:08	19.6	3-5	.600	0-0	.000	2-2	1.000	5	4	9	4.5	6	0	1	5	2	0	8	4.0
24	MAYER, Matthew	2-0	26:21	13.2	3-9	.333	2-6	.333	0-0	.000	0	3	3	1.5	1	0	2	2	1	2	8	4.0
0	THAMBA, Flo	2-2	32:18	16.2	2-4	.500	0-0	.000	2-2	1.000	3	4	7	3.5	7	0	0	2	4	0	6	3.0
10	FLAGLER, Adam	2-0	40:29	20.2	1-8	.125	0-5	.000	2-2	1.000	0	4	4	2.0	2	0	3	1	0	0	4	2.0
Team											1	3	4									
Total		2	400		55-124	.444	15-50	.300	23-27	.852	27	44	71	35.5	37	0	25	33	8	13	148	74.0
Opponents		2	400		50-113	.442	14-35	.400	37-46	.804	22	44	66	33.0	26	0	26	30	8	16	151	75.5

Team Statistics

	BAYLOR	OPP
Scoring	148	151
Points per game	74.0	75.5
Scoring margin	-1.5	-
Field goals-att	55-124	50-113
Field goal pct	.444	.442
3 point fg-att	15-50	14-35
3-point FG pct	.300	.400
3-pt FG made per game	7.5	7.0
Free throws-att	23-27	37-46
Free throw pct	.852	.804
F-Throws made per game	11.5	18.5
Rebounds	71	66
Rebounds per game	35.5	33.0
Rebounding margin	+2.5	-
Assists	25	26
Assists per game	12.5	13.0
Turnovers	33	30
Turnovers per game	16.5	15.0
Turnover margin	-1.5	-
Assist/turnover ratio	0.8	0.9
Steals	13	16
Steals per game	6.5	8.0
Blocks	8	8
Blocks per game	4.0	4.0
Winning streak	0	-
Home win streak	0	-
Attendance	0	0
Home games-Avg/Game	0-0	0-0
Neutral site-Avg/Game	-	2-3395

Team Results

Date	Opponent		Score	Att.
03/11/2021	vs Kansas St.	W	74-68	3491
03/12/2021	vs Oklahoma St.	L	74-83	3298



2020-21 Baylor Men's Basketball
Combined Team Statistics
Specific games

Game Records

Record	Overall	Home	Away	Neutral
ALL GAMES	2-0	0-0	0-0	2-0
CONFERENCE	0-0	0-0	0-0	0-0
NON-CONFERENCE	2-0	0-0	0-0	2-0

Score by Periods

Team	1st	2nd	OT	TOT
Baylor	79	76	0	155
Opponents	50	68	0	118

Team Box Score

No.	Player				Total		3-Point		F-Throw		Rebounds											
		GP-GS	MIN	AVG	FG-FGA	FG%	3FG-FGA	3FG%	FT-FTA	FT%	OFF	DEF	TOT	AVG	PF	DQ	A	TO	BLK	STL	PTS	AVG
31	TEAGUE, MaCio	2-2	62:01	31.0	12-28	.429	5-11	.455	2-2	1.000	2	4	6	3.0	3	0	2	1	1	1	31	15.5
12	BUTLER, Jared	2-2	61:39	30.8	10-27	.370	3-12	.250	6-8	.750	0	8	8	4.0	7	0	11	4	0	6	29	14.5
45	MITCHELL, Davion	2-2	68:18	34.2	11-18	.611	4-9	.444	2-4	.500	1	6	7	3.5	5	0	11	5	2	5	28	14.0
24	MAYER, Matthew	2-0	45:22	22.7	8-19	.421	3-7	.429	6-8	.750	3	12	15	7.5	1	0	3	1	1	4	25	12.5
10	FLAGLER, Adam	2-0	44:31	22.3	5-10	.500	4-7	.571	4-5	.800	3	1	4	2.0	3	0	1	2	0	3	18	9.0
0	THAMBA, Flo	2-2	37:60	19.0	3-8	.375	0-0	.000	3-4	.750	4	3	7	3.5	2	0	0	0	1	1	9	4.5
11	VITAL, Mark	2-2	37:35	18.8	3-4	.750	0-0	.000	0-0	.000	3	8	11	5.5	5	1	1	0	1	0	6	3.0
23	TCHAMWA TCHATCHOUA, Jonathan	2-0	25:10	12.6	3-9	.333	0-0	.000	0-0	.000	1	3	4	2.0	5	0	2	1	0	1	6	3.0
35	PATERSON, Mark	2-0	02:37	1.3	1-1	1.000	0-0	.000	0-0	.000	0	0	0	0.0	0	0	0	0	0	0	2	1.0
4	CRYER, LJ	2-0	05:45	2.9	0-3	.000	0-3	.000	1-2	.500	1	1	2	1.0	0	0	0	0	0	0	1	0.5
5	TURNER, Jordan	2-0	03:49	1.9	0-2	.000	0-0	.000	0-0	.000	1	1	2	1.0	0	0	0	0	0	0	0	0.0
32	LOVEDAY, Zach	2-0	02:37	1.3	0-0	.000	0-0	.000	0-0	.000	0	0	0	0.0	0	0	0	0	0	0	0	0.0
13	MOFFATT, Jackson	2-0	02:37	1.3	0-1	.000	0-1	.000	0-0	.000	0	1	1	0.5	0	0	0	0	0	0	0	0.0
Team											2	4	6									
Total		2	400		56-130	.431	19-50	.380	24-33	.727	21	52	73	36.5	31	1	31	14	6	21	155	77.5
Opponents		2	400		44-109	.404	13-43	.302	17-22	.773	14	53	67	33.5	33	1	24	38	12	5	118	59.0

Team Statistics

	BAYLOR	OPP
Scoring	155	118
Points per game	77.5	59.0
Scoring margin	+18.5	-
Field goals-att	56-130	44-109
Field goal pct	.431	.404
3 point fg-att	19-50	13-43
3-point FG pct	.380	.302
3-pt FG made per game	9.5	6.5
Free throws-att	24-33	17-22
Free throw pct	.727	.773
F-Throws made per game	12.0	8.5
Rebounds	73	67
Rebounds per game	36.5	33.5
Rebounding margin	+3.0	-
Assists	31	24
Assists per game	15.5	12.0
Turnovers	14	38
Turnovers per game	7.0	19.0
Turnover margin	+12.0	-
Assist/turnover ratio	2.2	0.6
Steals	21	5
Steals per game	10.5	2.5
Blocks	6	12
Blocks per game	3.0	6.0
Winning streak	2	-
Home win streak	0	-
Attendance	0	0
Home games-Avg/Game	0-0	0-0
Neutral site-Avg/Game	-	2-2919

Team Results

Date	Opponent		Score	Att.
03/19/2021	vs Hartford	W	79-55	5837
03/21/2021	vs Wisconsin	W	76-63	0

2021 NCAA TOURNAMENT FIRST ROUND – #1 BAYLOR 79, #16 HARTFORD 55



Official Basketball Box Score - Final

Hartford at Baylor

03/19/21 Lucas Oil Stadium, Indianapolis, IN

NCAA Division I Men's Basketball Championship - First Round

Game Time: 3:30 PM

Game Duration: 2:03

Attendance: 5,837

Officials: Tony Padilla, Greg Nixon, Matt Potter

Hartford - 55

Record: 15-9

NO.	Name	Min	FG			3P			FT			Rebounds			Fouls		TP	AS	TO	ST	Blocks		+/-
			M-A	M-A	M-A	OR	DR	TOT	PF	FD	BS	BA											
0	Hunter Marks	F 38:38	2-7	0-2	1-2	1	3	4	1	2	5	1	2	3	1	2	5	1	3	0	1	1	-26
12	Miroslav Staffl	F 33:36	3-7	1-1	1-3	1	2	3	2	1	8	0	1	8	0	4	0	4	0	3	0	-17	
2	D.J. Mitchell	G 00:16	0-0	0-0	0-0	0	0	0	0	1	0	0	0	0	0	0	0	0	0	0	0	0	
20	Austin Williams	G 38:38	7-14	2-6	3-3	1	6	7	2	3	19	3	4	2	1	2	19	3	4	2	1	2	-26
25	Traci Carter	G 37:40	2-12	2-8	5-5	0	9	9	4	4	11	6	7	1	0	2	11	6	7	1	0	2	-27
11	PJ Henry	32:56	3-10	0-4	2-2	0	2	2	5	4	8	1	4	2	0	1	8	1	4	2	0	1	-8
15	Thomas Webley	07:14	0-0	0-0	0-0	1	1	2	1	0	0	0	0	0	0	0	0	0	0	0	2	0	-17
23	Michael Dunne	03:14	0-1	0-1	0-0	0	1	1	0	0	0	0	0	0	0	0	0	0	2	0	0	0	-10
1	Briggs McClain	02:20	2-3	0-0	0-0	0	1	1	0	0	4	0	0	0	0	0	4	0	0	0	0	0	3
3	Jakub Dombek	01:22	0-0	0-0	0-0	0	0	0	0	0	0	0	0	0	0	0	0	0	0	0	0	0	2
5	Cameron McCravy	01:22	0-0	0-0	0-0	0	0	0	0	0	0	0	0	0	0	0	0	0	0	0	0	0	2
14	Rastislav Sipkovsky	01:22	0-0	0-0	0-0	0	1	1	0	0	0	0	0	0	0	0	0	0	0	0	0	0	2
21	Matt Hobbs	00:53	0-0	0-0	0-0	0	0	0	0	0	0	0	0	0	0	0	0	0	0	0	0	0	0
22	AJ Gray	00:29	0-0	0-0	0-0	0	0	0	0	0	0	0	0	0	0	0	0	0	0	0	0	0	2
Team								3	2	5			0			0							
Totals			19-54	5-22	12-15	7	28	35	15	15	55	11	24	5	7	6	-24						

Shooting By Period		
1 st FG%	8-27	29.6%
3PT%	3-12	25.0%
FT%	2-5	40%
2 nd FG%	11-27	40.7%
3PT%	2-10	20.0%
FT%	10-10	100%
GM FG%	19-54	35.2%
3PT%	5-22	22.7%
FT%	12-15	80.0%

Dead Ball Rebounds: 2, 2

Technical Fouls::NONE

Baylor - 79

Record: 23-2

NO.	Name	Min	FG			3P			FT			Rebounds			Fouls		TP	AS	TO	ST	Blocks		+/-
			M-A	M-A	M-A	OR	DR	TOT	PF	FD	BS	BA											
0	Flo Thamba	F 21:31	2-4	0-0	1-2	2	2	4	1	1	5	0	0	1	1	2	5	0	0	1	1	2	28
11	Mark Vital	F 10:50	0-0	0-0	0-0	1	3	4	5	0	0	0	0	0	0	0	0	0	0	1	0	2	
12	Jared Butler	G 32:59	5-16	1-8	2-2	0	4	4	3	4	13	9	3	5	0	2	13	9	3	5	0	2	29
31	MaCio Teague	G 27:35	9-17	4-8	0-0	2	2	4	1	1	22	0	1	1	1	0	22	0	1	1	1	0	6
45	Davion Mitchell	G 31:14	5-10	2-6	0-0	1	5	6	2	2	12	3	2	3	2	0	12	3	2	3	2	0	25
24	Matthew Mayer	20:56	3-7	1-2	1-2	2	7	9	1	3	8	2	1	2	1	1	8	2	1	2	1	1	13
23	Jonathan Tchamwa Tchatchoua	16:09	2-7	0-0	0-0	1	2	3	2	0	4	1	1	1	1	0	4	1	1	1	0	1	0
10	Adam Flagler	22:46	4-7	3-5	1-2	3	1	4	1	2	12	1	2	2	0	0	12	1	2	2	0	0	31
4	LJ Cryer	05:28	0-3	0-3	1-2	1	1	2	0	1	1	0	0	0	0	0	1	0	0	0	0	0	0
5	Jordan Turner	03:32	0-2	0-0	0-0	1	1	2	0	0	0	0	0	0	0	0	0	0	0	0	0	1	-2
13	Jackson Moffatt	02:20	0-1	0-1	0-0	0	0	0	0	1	0	0	0	0	0	0	0	0	0	0	0	0	-4
32	Zach Loveday	02:20	0-0	0-0	0-0	0	0	0	0	0	0	0	0	0	0	0	0	0	0	0	0	0	-4
35	Mark Paterson	02:20	1-1	0-0	0-0	0	0	0	0	0	2	0	0	0	0	0	2	0	0	0	0	0	-4
Team								0	1	1			0			0							
Totals			31-75	11-33	6-10	14	29	43	16	15	79	16	10	15	6	7	24						

Shooting By Period		
1 st FG%	15-31	48.4%
3PT%	4-11	36.4%
FT%	3-4	75%
2 nd FG%	16-44	36.4%
3PT%	7-22	31.8%
FT%	3-6	50%
GM FG%	31-75	41.3%
3PT%	11-33	33.3%
FT%	6-10	60.0%

Dead Ball Rebounds: 4, 0

Technical Fouls:Vital 2nd 14:19

	HART	BAY
Biggest lead	4 (1 st 13:41)	29 (2 nd 2:39)
Best Scoring Run	9(2 nd 14:19)	13(1 st 0:31)
Lead Changes	7	
Times Tied	1	
Time with Lead	04:18	33:54

	HART	BAY
Points from		
Turnovers	6	22
Paint	28	32
Second Chance	6	17
Fast Breaks	11	10
Bench	12	27

	Period by Period Scoring		
	1st	2nd	TOT
HART	21	34	55
BAY	37	42	79

2021 NCAA TOURNAMENT SECOND ROUND – #1 BAYLOR 76, #9 WISCONSIN 63



Official Basketball Box Score - Final
Wisconsin at Baylor
 03/21/21 Hinkle Fieldhouse, Indianapolis, Ind.
 2020-21 Men's Basketball

Game Time: 2:40 PM
 Game Duration: 2:08

Officials: DJ Carstensen, Lee Cassell, Marques Pettigrew

Wisconsin - 63

Record: 18-13

NO.	Name	Min	FG			3P			FT			Rebounds			Fouls		TP	AS	TO	ST	Blocks		+/-
			M-A	M-A	M-A	OR	DR	TOT	PF	FD	OR	DR	TOT	BS	BA								
2	Aleem Ford	F 29:22	3-5	1-2	1-2	2	3	5	2	1	8	0	0	0	0	0	0	0	0	0	0	0	-13
5	Tyler Wahl	F 21:29	1-1	0-0	2-2	1	2	3	2	3	4	1	0	0	0	1	0	0	0	1	0	-14	
35	Nate Reuvers	F 17:56	5-7	1-1	0-0	2	2	4	2	1	11	1	1	0	1	0	1	0	0	1	0	4	
0	D'Mitrik Trice	G 36:46	5-17	2-8	0-0	1	1	2	1	2	12	4	4	0	0	0	0	0	0	0	0	-11	
34	Brad Davison	G 37:32	3-11	2-6	0-0	0	3	3	3	5	8	4	3	0	0	0	0	0	0	0	0	-14	
1	Jonathan Davis	23:29	4-5	1-1	1-1	0	2	2	4	1	10	0	3	0	0	0	0	0	0	0	0	-7	
11	Micah Potter	27:10	4-9	1-3	1-2	1	9	10	4	2	10	3	2	0	3	0	0	0	0	0	0	-9	
12	Trevor Anderson	05:08	0-0	0-0	0-0	0	0	0	0	0	0	0	0	0	0	0	0	0	0	0	0	-1	
4	Carter Higginbottom	00:17	0-0	0-0	0-0	0	0	0	0	0	0	0	0	0	0	0	0	0	0	0	0	0	
13	Justin Taphorn	00:17	0-0	0-0	0-0	0	0	0	0	0	0	0	0	0	0	0	0	0	0	0	0	0	
14	Carter Gilmore	00:17	0-0	0-0	0-0	0	0	0	0	0	0	0	0	0	0	0	0	0	0	0	0	0	
24	Jordan Davis	00:17	0-0	0-0	0-0	0	0	0	0	0	0	0	0	0	0	0	0	0	0	0	0	0	
Team						0	3	3			0			1									
Totals			25-55	8-21	5-7	7	25	32	18	15	63	13	14	0	5	0	0	0	0	0	0	-13	

Shooting By Period		
1 st FG%	11-23	47.8%
3PT%	5-9	55.6%
FT%	2-2	100%
2 nd FG%	14-32	43.8%
3PT%	3-12	25.0%
FT%	3-5	60%
GM FG%	25-55	45.5%
3PT%	8-21	38.1%
FT%	5-7	71.4%

Dead Ball Rebounds: 2, 0

Technical Fouls::NONE

Baylor - 76

Record: 24-2

NO.	Name	Min	FG			3P			FT			Rebounds			Fouls		TP	AS	TO	ST	Blocks		+/-
			M-A	M-A	M-A	OR	DR	TOT	PF	FD	OR	DR	TOT	BS	BA								
0	Flo Thamba	F 16:29	1-4	0-0	2-2	2	1	3	1	3	4	0	0	0	0	1	2						2
11	Mark Vital	F 26:45	3-4	0-0	0-0	2	5	7	0	0	6	1	0	0	0	0	7						7
12	Jared Butler	G 28:40	5-11	2-4	4-6	0	4	4	4	4	16	2	1	1	0	1	10						10
31	MaCio Teague	G 34:26	3-11	1-3	2-2	0	2	2	2	2	9	2	0	0	0	2	12						12
45	Davion Mitchell	G 37:04	6-8	2-3	2-4	0	1	1	3	4	16	8	3	2	0	0	14						14
10	Adam Flagler	21:45	1-3	1-2	3-3	0	0	0	2	2	6	0	0	1	0	7						7	
23	Jonathan Tchamwa Tchatchoua	09:01	1-2	0-0	0-0	0	1	1	3	0	2	1	0	0	0	0						0	
24	Matthew Mayer	24:25	5-12	2-5	5-6	1	5	6	0	3	17	1	0	2	0	13						13	
4	LJ Cryer	00:17	0-0	0-0	0-0	0	0	0	0	0	0	0	0	0	0	0						0	
5	Jordan Turner	00:17	0-0	0-0	0-0	0	0	0	0	0	0	0	0	0	0	0						0	
13	Jackson Moffatt	00:17	0-0	0-0	0-0	0	1	1	0	0	0	0	0	0	0	0						0	
32	Zach Loveday	00:17	0-0	0-0	0-0	0	0	0	0	0	0	0	0	0	0	0						0	
35	Mark Paterson	00:17	0-0	0-0	0-0	0	0	0	0	0	0	0	0	0	0	0						0	
Team						2	3	5			0			0									
Totals			25-55	8-17	18-23	7	23	30	15	18	76	15	4	6	0	5	13						

Shooting By Period		
1 st FG%	16-30	53.3%
3PT%	5-11	45.5%
FT%	5-6	83.3%
2 nd FG%	9-25	36.0%
3PT%	3-6	50.0%
FT%	13-17	76.5%
GM FG%	25-55	45.5%
3PT%	8-17	47.1%
FT%	18-23	78.3%

Dead Ball Rebounds: 3, 0

Technical Fouls::NONE

	Wisc	Baylor	Points from		Period by Period Scoring			
Biggest lead	5 (1 st 18:02)	18 (2 nd 18:08)	Wisc	Baylor	1st	2nd	TOT	
Best Scoring Run	6(2 nd 16:34)	9(1 st 10:00)	26	26	Wisc	29	34	63
Lead Changes	1		9	11	Baylor	42	34	76
Times Tied	3		0	9				
Time with Lead	03:40	33:32	20	25				

2020-21 TEAM GAME-BY-GAME



**2020-21 Baylor Men's Basketball
Team Game-by-Game
All games**

Opponent	Date	Score	W	Total		3-Pointers		Free throws		Rebounds				PF	A	TO	BLK	STL	PTS	AVG
				FG-FGA	PCT	3FG-FGA	PCT	FT-FTA	PCT	OFF	DEF	TOT	AVG							
vs Louisiana	11/28/2020	112-82	W	45-80	.563	15-27	.556	7-13	.538	15	26	41	41.0	15	25	10	1	12	112	112.0
vs Washington	11/29/2020	86-52	W	34-67	.507	13-29	.448	5-11	.455	21	29	50	45.5	14	21	16	6	3	86	99.0
vs Illinois	12/02/2020	82-69	W	30-66	.455	7-18	.389	15-24	.625	16	22	38	43.0	16	14	7	4	7	82	93.3
SFA	12/09/2020	83-52	W	25-51	.490	9-20	.450	24-27	.889	7	21	28	39.3	22	20	20	4	14	83	90.8
at Kansas St.	12/19/2020	100-69	W	37-64	.578	15-32	.469	11-18	.611	16	25	41	39.6	14	24	12	1	9	100	92.6
Ark.-Pine Bluff	12/21/2020	99-42	W	37-71	.521	11-23	.478	14-17	.824	13	29	42	40.0	14	25	5	4	9	99	93.7
Central Ark.	12/29/2020	93-56	W	37-74	.500	13-30	.433	6-8	.750	9	34	43	40.4	9	25	10	3	14	93	93.6
Alcorn	12/30/2020	105-76	W	34-63	.540	12-28	.429	25-31	.806	18	19	37	40.0	23	23	12	5	10	105	95.0
at Iowa St.	01/02/2021	76-65	W	26-55	.473	4-19	.211	20-29	.690	9	25	34	39.3	15	10	17	6	13	76	92.9
Oklahoma	01/06/2021	76-61	W	28-58	.483	10-24	.417	10-12	.833	12	29	41	39.5	17	13	13	5	5	76	91.2
at TCU	01/09/2021	67-49	W	25-55	.455	6-19	.316	11-19	.579	9	23	32	38.8	20	17	10	3	10	67	89.0
at Texas Tech	01/16/2021	68-60	W	23-55	.418	9-24	.375	13-22	.591	12	25	37	38.7	18	6	16	3	8	68	87.3
Kansas	01/18/2021	77-69	W	28-52	.538	9-19	.474	12-13	.923	10	19	29	37.9	17	14	18	3	10	77	86.5
at Oklahoma St.	01/23/2021	81-66	W	31-65	.477	10-24	.417	9-14	.643	13	21	34	37.6	19	19	10	9	10	81	86.1
Kansas St.	01/27/2021	107-59	W	41-71	.577	17-28	.607	8-11	.727	13	28	41	37.9	20	23	13	4	14	107	87.5
Auburn	01/30/2021	84-72	W	31-72	.431	11-30	.367	11-18	.611	17	26	43	38.2	15	17	9	7	7	84	87.3
at Texas	02/02/2021	83-69	W	34-58	.586	11-21	.524	4-4	1.000	5	21	26	37.5	18	13	12	1	10	83	87.0
Iowa St.	02/23/2021	77-72	W	27-62	.435	8-25	.320	15-21	.714	14	22	36	37.4	11	10	12	4	9	77	86.4
at Kansas	02/27/2021	58-71	L	23-66	.348	6-26	.231	6-16	.375	13	15	28	36.9	23	10	3	1	5	58	84.9
at West Virginia	03/02/2021	94-89	Wot	36-70	.514	13-31	.419	9-14	.643	14	17	31	36.6	22	16	14	3	8	94	85.4
Oklahoma St.	03/04/2021	81-70	W	30-59	.508	9-22	.409	12-18	.667	12	20	32	36.4	14	20	14	3	11	81	85.2
Texas Tech	03/07/2021	88-73	W	29-55	.527	15-24	.625	15-22	.682	14	26	40	36.5	19	19	12	2	4	88	85.3
vs Kansas St.	03/11/2021	74-68	W	26-49	.531	9-22	.409	13-14	.929	8	22	30	36.3	17	14	21	4	8	74	84.8
vs Oklahoma St.	03/12/2021	74-83	L	29-75	.387	6-28	.214	10-13	.769	19	22	41	36.5	20	11	12	4	5	74	84.4
vs Hartford	03/19/2021	79-55	W	31-75	.413	11-33	.333	6-10	.600	14	29	43	36.7	16	16	10	6	15	79	84.2
vs Wisconsin	03/21/2021	76-63	W	25-55	.455	8-17	.471	18-23	.783	7	23	30	36.5	15	15	4	0	6	76	83.8
Total		2180		802-1643	.488	267-643	.415	309-442	.699	330	618	948	36.5	443	440	312	96	236	2180	83.8
Opponents		1712		619-1438	.430	168-499	.337	306-443	.691	268	568	836	32.2	434	321	454	104	153	1712	65.8

Baylor Averages

Games Played	Points/game	FG Pct	3FG Pct	FT Pct	Rebounds/game	Assists/game	Turnovers/game	Assist/Turnover ratio	Steals/game	Blocks/game
26	83.8	48.8	41.5	69.9	36.5	16.9	12.0	1.4	9.1	3.7

2020-21 OPPONENT GAME-BY-GAME



**2020-21 Baylor Men's Basketball
Opponents Game-by-Game
All games**

Page 1/1
as of Mar 21, 2021

Opponent	Date	Score		Total		3-Pointers		Free throws		Rebounds				PF	A	TO	BLK	STL	PTS	AVG
				FG-FGA	PCT	3FG-FGA	PCT	FT-FTA	PCT	OFF	DEF	TOT	AVG							
vs Louisiana	11/28/2020	112-82	W	32-61	.525	6-19	.316	12-16	.750	6	23	29	29.0	15	12	19	3	5	82	82.0
vs Washington	11/29/2020	86-52	W	19-52	.365	5-24	.208	9-12	.750	5	14	19	24.0	14	12	14	6	8	52	67.0
vs Illinois	12/02/2020	82-69	W	26-59	.441	7-18	.389	10-16	.625	11	24	35	27.7	20	16	12	4	3	69	67.7
SFA	12/09/2020	83-52	W	18-44	.409	1-9	.111	15-27	.556	12	21	33	29.0	26	4	35	4	10	52	63.8
at Kansas St.	12/19/2020	100-69	W	28-59	.475	6-21	.286	7-15	.467	12	13	25	28.2	13	18	14	0	7	69	64.8
Ark.-Pine Bluff	12/21/2020	99-42	W	15-53	.283	3-11	.273	9-13	.692	12	23	35	29.3	17	8	23	3	1	42	61.0
Central Ark.	12/29/2020	93-56	W	21-60	.350	12-26	.462	2-5	.400	7	28	35	30.1	11	16	24	4	5	56	60.3
Alcorn	12/30/2020	105-76	W	24-53	.453	6-17	.353	22-33	.667	14	14	28	29.9	21	10	18	1	9	76	62.3
at Iowa St.	01/02/2021	76-65	W	26-54	.481	6-15	.400	7-11	.636	6	24	30	29.9	26	9	21	3	11	65	62.6
Oklahoma	01/06/2021	76-61	W	22-61	.361	4-24	.167	13-14	.929	11	19	30	29.9	15	14	10	4	8	61	62.4
at TCU	01/09/2021	67-49	W	15-45	.333	6-19	.316	13-18	.722	11	27	38	30.6	16	10	22	3	8	49	61.2
at Texas Tech	01/16/2021	68-60	W	22-62	.355	6-24	.250	10-14	.714	18	24	42	31.6	20	5	20	9	8	60	61.1
Kansas	01/18/2021	77-69	W	25-52	.481	10-19	.526	9-12	.750	9	14	23	30.9	16	18	15	3	5	69	61.7
at Oklahoma St.	01/23/2021	81-66	W	23-54	.426	4-10	.400	16-25	.640	15	22	37	31.4	13	12	16	6	6	66	62.0
Kansas St.	01/27/2021	107-59	W	18-52	.346	5-21	.238	18-24	.750	5	18	23	30.8	16	10	21	0	8	59	61.8
Auburn	01/30/2021	84-72	W	28-68	.412	6-25	.240	10-15	.667	17	26	43	31.6	15	17	13	4	3	72	62.4
at Texas	02/02/2021	83-69	W	28-51	.549	10-22	.455	3-14	.214	8	19	27	31.3	9	13	17	5	6	69	62.8
Iowa St.	02/23/2021	77-72	W	29-60	.483	10-21	.476	4-5	.800	9	26	35	31.5	22	15	17	4	6	72	63.3
at Kansas	02/27/2021	58-71	L	25-49	.510	3-16	.188	18-26	.692	14	34	48	32.4	15	11	14	7	1	71	63.7
at West Virginia	03/02/2021	94-89	Wot	26-56	.464	9-23	.391	28-32	.875	13	23	36	32.6	17	14	16	5	6	89	65.0
Oklahoma St.	03/04/2021	81-70	W	28-52	.538	7-19	.368	7-11	.636	7	18	25	32.2	17	14	18	1	3	70	65.2
Texas Tech	03/07/2021	88-73	W	27-59	.458	9-18	.500	10-17	.588	10	17	27	32.0	21	13	7	5	5	73	65.6
vs Kansas St.	03/11/2021	74-68	W	22-54	.407	8-20	.400	16-20	.800	13	15	28	31.8	15	15	17	0	11	68	65.7
vs Oklahoma St.	03/12/2021	74-83	L	28-59	.475	6-15	.400	21-26	.808	9	29	38	32.0	11	11	13	8	5	83	66.4
vs Hartford	03/19/2021	79-55	W	19-54	.352	5-22	.227	12-15	.800	7	28	35	32.2	15	11	24	7	5	55	66.0
vs Wisconsin	03/21/2021	76-63	W	25-55	.455	8-21	.381	5-7	.714	7	25	32	32.2	18	13	14	5	0	63	65.8
Total		1712		619-1438	.430	168-499	.337	306-443	.691	268	568	836	32.2	434	321	454	104	153	1712	65.8
Baylor		2180		802-1643	.488	267-643	.415	309-442	.699	330	618	948	36.5	443	440	312	96	236	2180	83.8

Opponents Averages

Games Played	Points/game	FG Pct	3FG Pct	FT Pct	Rebounds/game	Assists/game	Turnovers/game	Assist/Turnover ratio	Steals/game	Blocks/game
26	65.8	43.0	33.7	69.1	32.2	12.3	17.5	0.7	5.9	4.0

CAREER NCAA POSTSEASON STATS

JARED BUTLER																BAYLOR	
YEAR	GP-GS	MIN-AVG	FG-A	PCT	3FG-A	PCT	FT-A	PCT	OFF-DEF-TOT	AVG	PF-D	A	TO	B	S	TP	AVG
2019 (NCAA)	2-2	65-32.5	9-24	.375	5-17	.294	2-4	.500	1-7-8	4.0	4-0	5	4	0	3	25	12.5
2021 (NCAA)	2-2	62-30.8	10-27	.370	3-12	.250	6-8	.750	0-8-8	4.0	7-0	11	4	0	6	29	14.5
CAREER	4-4	127-31.8	19-51	.373	8-29	.276	8-12	.667	1-15-16	4.0	11-0	16	8	0	9	54	13.5

MATTHEW MAYER																BAYLOR	
YEAR	GP-GS	MIN-AVG	FG-A	PCT	3FG-A	PCT	FT-A	PCT	OFF-DEF-TOT	AVG	PF-D	A	TO	B	S	TP	AVG
2019 (NCAA)	2-0	7-3.5	1-1	1.000	0-0	.000	0-0	.000	0-0-0	0.0	0-0	0	1	0	0	2	1.0
2021 (NCAA)	2-0	45-22.7	8-19	.421	3-7	.429	6-8	.750	3-12-15	7.5	1-0	3	1	1	4	25	12.5
CAREER	4-0	52-13.0	9-20	.450	3-7	.429	6-8	.750	3-12-15	3.8	1-0	3	2	1	4	27	6.8

DAVION MITCHELL																AUBURN/BAYLOR	
YEAR	GP-GS	MIN-AVG	FG-A	PCT	3FG-A	PCT	FT-A	PCT	OFF-DEF-TOT	AVG	PF-D	A	TO	B	S	TP	AVG
2018 (NCAA)	2-0	37-18.5	3-8	.375	0-3	.000	0-2	.000	0-1-1	0.5	5-0	2	0	0	1	6	3.0
2021 (NCAA)	2-2	68-34.2	11-18	.611	4-9	.444	2-4	.500	1-6-7	3.5	5-0	11	5	2	5	28	14.0
CAREER	4-2	105-26.3	14-26	.538	4-12	.333	2-6	.333	1-7-8	2.0	10-0	13	5	2	6	34	8.5

FLO THAMBA																BAYLOR	
YEAR	GP-GS	MIN-AVG	FG-A	PCT	3FG-A	PCT	FT-A	PCT	OFF-DEF-TOT	AVG	PF-D	A	TO	B	S	TP	AVG
2019 (NCAA)	2-0	11-5.5	0-0	.000	0-0	.000	0-0	.000	1-0-1	0.5	2-0	1	0	1	0	0	0.0
2021 (NCAA)	2-2	38-19.0	3-8	.375	0-0	.000	3-4	.750	4-3-7	3.5	2-0	0	0	1	1	9	4.5
CAREER	4-2	49-12.3	3-8	.375	0-0	.000	3-4	.750	5-3-8	2.0	4-0	1	0	2	1	9	2.3

MARK VITAL																BAYLOR	
YEAR	GP-GS	MIN-AVG	FG-A	PCT	3FG-A	PCT	FT-A	PCT	OFF-DEF-TOT	AVG	PF-D	A	TO	B	S	TP	AVG
2018 (NIT)	2-2	46-23.0	2-6	.333	0-2	.000	2-4	.500	5-7-12	6.0	4-0	3	2	0	0	6	6.0
2019 (NCAA)	2-2	53-26.5	9-11	.818	0-0	.000	3-4	.750	9-5-14	7.0	9-1	4	2	1	2	21	10.5
2021 (NCAA)	2-2	38-18.8	3-4	.750	0-0	.000	0-0	.000	3-8-11	5.5	5-1	1	0	1	0	6	3.0
CAREER-NCAA	4-4	91-22.8	12-15	.800	0-0	.000	3-4	.750	12-13-25	6.3	14-2	5	2	2	2	27	6.8
CAREER-ALL	6-6	137-22.8	14-21	.667	0-2	.000	5-8	.625	17-20-37	6.2	18-2	8	4	2	2	33	5.5

BAYLOR INDIVIDUAL

GAME

Minutes: 39, three times — Darryl Middleton vs. Memphis, 3/17/88;
 Brady Heslip vs. South Dakota State, 3/15/12;
 Brady Heslip vs. Colorado, 3/17/12

Points: 28 — Taurean Prince vs. Yale, 3/17/16

Field Goals Made: 12 — Taurean Prince vs. Yale, 3/17/16

Field Goals Attempted: 24 — Taurean Prince vs. Yale, 3/17/16

Field Goal Percentage (min. 5 made): 87.5 — Perry Jones III vs. Xavier, 3/23/12 [7-of-8]

3-Point Field Goals Made: 9 — Brady Heslip vs. Colorado, 3/17/12

3-Point Field Goals Attempted: 12 — Brady Heslip vs. Colorado, 3/17/12 [9 made]

3-Point Percentage (min. 4 made): 80.0 — Kenny Chery vs. Creighton, 3/23/14 [4-of-5]

Free Throws Made: 10 — Brady Heslip vs. Nebraska, 3/21/14 [10 attempts]

Free Throws Attempted: 10 — Brady Heslip vs. Nebraska, 3/21/14 [10 made]

Free Throw Percentage (min 8 attempts):
 100.0 — Brady Heslip vs. Nebraska, 3/21/14 [10-of-10]
 100.0 — Curtis Jerrells vs. Purdue, 3/20/08 [9-of-9]
 100.0 — Quincy Acy vs. Kentucky, 3/25/12 [8-of-8]

Rebounds: 15, twice — Quincy Acy vs. Xavier, 3/23/11; Taurean Prince vs. Georgia State, 3/19/15

Offensive Rebounds: 7 — Ekpe Udoh vs. Duke, 3/28/10

Defensive Rebounds: 13 — Quincy Acy vs. Xavier, 3/23/11

Assists: 10, twice — Pierre Jackson vs. Colorado, 3/17/12; Pierre Jackson vs. Xavier, 3/23/12

Blocked Shots: 5 — Ekpe Udoh vs. Duke, 3/28/10

Steals: 5 — Pierre Jackson vs. Colorado, 3/17/12; **Jared Butler vs. Hartford, 3/19/21**

Turnovers: 6 — LaceDarius Dunn vs. Old Dominion, 3/20/10

CAREER

Games: 8, four times — Quincy Acy, 2008-12; Anthony Jones, 2008-12; A.J. Walton, 2009-13;
 Ishmail Wainright, 2013-17

Games Started: 7 — Brady Heslip, 2011-14

Minutes: 222 — Quincy Acy, 2008-12 [eight games]

Minutes Per Game (min. 2 games): 35.5 — Tweety Carter, 2006-10 [142 minutes in four games]

Points: 99 — LaceDarius Dunn, 2007-11 [five games]

Points Per Game (min. 2 games): 19.8 — LaceDarius Dunn, 2007-11 [99 points in five games]

Field Goals Made: 34, twice — LaceDarius Dunn, 2007-11; Quincy Acy, 2008-12

Field Goals Attempted: 67 — LaceDarius Dunn, 2007-11

Field Goal Percentage (min. 5 made/game): 56.1 — Johnathan Motley, 2014-17 [32-of-57]

3-Point Field Goals Made: 22 — Brady Heslip, 2011-14 [44 attempts]

3-Point Field Goals Attempted: 44 — Brady Heslip, 2011-14 [22 attempts]

3-Point Percentage (min. 2 made/game): 50.0 — Brady Heslip, 2011-14 [22-of-44]

Free Throws Made: 23 — Quincy Acy, 2008-12 [25 attempts]

Free Throws Attempted: 25 — Quincy Acy, 2008-12 [23 made]

Free Throw Percentage (min. 2.5 made/game): 92.0 — Quincy Acy, 2008-12 [23-of-25]

Rebounds: 59 — Quincy Acy, 2008-12

Rebounds Per Game: 9.5 — Ekpe Udoh, 2009-10 [38 rebounds in four games]

Assists: 27 — Pierre Jackson, 2011-13

Assists Per Game (min. 2 games): 6.8 — Pierre Jackson, 2011-13 [27 assists in four games]

Blocked Shots: 9 — Ekpe Udoh, 2009-10

Blocked Shots Per Game (min. 2 games): 2.3 — Ekpe Udoh, 2009-10 [9 blocks in four games]

Steals: 11 — Pierre Jackson, 2011-13

Steals Per Game (min. 2 games): 2.8 — Pierre Jackson, 2011-13 [11 steals in four games]

Turnovers: 15 — Johnathan Motley, 2014-17

Personal Fouls: 24 — Quincy Acy, 2008-12

Foul Outs: 2, three players — Josh Lomers, 2006-10; Johnathan Motley, 2014-17;
 Mark Vital, 2019-pres.

BAYLOR TEAM

GAME

Points: 91 — vs. New Mexico State, 3/17/17

Field Goals Made: 35 — vs. New Mexico State, 3/17/17

Field Goals Attempted: 85 — vs. Hartford, 3/19/21

Field Goal Percentage: 63.8 — vs. Creighton, 3/23/14 [30-of-47]

3-Point Field Goals Made: 16 — vs. Syracuse, 3/21/19 [34 attempts]

3-Point Field Goals Attempted: 34 — vs. Syracuse, 3/21/19 [16 made]

3-Point Percentage (min. 10 made): 61.1 — vs. Creighton, 3/23/14 [11-of-18]

Free Throws Made: 38 — vs. Nebraska [48 attempted]

Free Throws Attempted: 48 — vs. Nebraska [38 made]

Free Throw Percentage (min. 10 made): .895 — vs. New Mexico State, 3/17/17 [17-of-19]

Rebounds: 47 — vs. Sam Houston State, 3/18/10

Offensive Rebounds: 17, twice — vs. Duke, 3/28/10; vs. Colorado, 3/17/12

Defensive Rebounds: 39 — vs. Sam Houston State, 3/18/10

Assists: 21 — vs. Xavier, 3/23/12

Blocked Shots: 8 — vs. Duke, 3/28/10

Steals: 15 — vs. Hartford, 3/19/21

Turnovers: 23 — vs. Memphis, 3/17/88

Personal Fouls: 32 — vs. Kentucky, 3/25/12

NOTE: NCAA Tournament Modern Era only. Baylor has played 22 NCAA Tournament games in the Modern Era — 1988 (one), 2008 (one), 2010 (four), 2012 (four), 2014 (three), 2015 (one), 2016 (one), 2017 (three), 2019 (two) and 2021 (two).

BAYLOR INDIVIDUAL POINTS

1. 28 Taurean Prince vs. Yale, 3/17/16
2. 27 Brady Heslip vs. Colorado, 3/17/12
- 27 Curtis Jerrells vs. Purdue, 3/20/08
4. 26 LaceDarius Dunn vs. ODU, 3/20/10
5. 23 LaceDarius Dunn vs. SMC, 3/26/10

FIELD GOALS MADE

1. 12 Taurean Prince vs. Yale, 3/17/16
2. 10 Darryl Middleton vs. Memphis, 3/17/88
3. 9 **MaCio Teague vs. Hartford, 3/19/21**
- 9 Johnathan Motley vs. USC, 3/19/17
- 9 Terry Maston vs. New Mexico State, 3/17/17
- 9 Pierre Jackson vs. Kentucky, 3/25/12
- 9 Brady Heslip vs. Colorado, 3/17/12
- 9 LaceDarius Dunn vs. ODU, 3/20/10
- 9 Ekpe Udoh vs. Sam Houston State, 3/18/10

3-POINT FIELD GOALS MADE

1. 9 Brady Heslip vs. Colorado, 3/17/12
2. 5 King McClure vs. USC, 3/19/17
- 5 Brady Heslip vs. Creighton, 3/23/14
- 5 Brady Heslip vs. South Dakota St., 3/15/12
5. 4 **MaCio Teague vs. Hartford, 3/19/21**
- 4 **Jared Butler vs. Syracuse, 3/21/19**
- 4 Makai Mason vs. Syracuse, 3/21/19
- 4 Taurean Prince vs. Yale, 3/17/16
- 4 Kenny Chery vs. Creighton, 3/23/14
- 4 LaceDarius Dunn vs. Saint Mary's, 3/26/10
- 4 LaceDarius Dunn vs. Old Dominion, 3/20/10
- 4 Curtis Jerrells vs. Purdue, 3/20/08

FREE THROWS MADE

1. 10 Brady Heslip vs. Nebraska, 3/21/14
2. 9 Curtis Jerrells vs. Purdue, 3/20/08
3. 8 Isaiah Austin vs. Nebraska, 3/21/14
- 8 Quincy Acy vs. Kentucky, 3/25/12
5. 7 Kenny Chery vs. Wisconsin, 3/27/14

REBOUNDS

1. 15 Taurean Prince vs. Georgia State, 3/19/15
- 15 Quincy Acy vs. Xavier, 3/23/12
3. 13 Ekpe Udoh vs. Sam Houston State, 3/18/10
4. 11 Perry Jones III vs. South Dakota State, 3/15/12
- 11 Ekpe Udoh vs. Saint Mary's, 3/26/10
6. 10 Johnathan Motley vs. USC, 3/19/17
- 10 Johnathan Motley vs. NMSU, 3/17/17
- 10 Rico Gathers vs. Georgia State, 3/19/15
- 10 Royce O'Neale vs. Creighton, 3/23/14
- 10 Quincy Acy vs. Colorado, 3/17/12
- 10 Ekpe Udoh vs. Duke, 3/28/10

ASSISTS

1. 10 Pierre Jackson vs. Xavier, 3/23/12
- 10 Pierre Jackson vs. Colorado, 3/17/12
3. 9 **Jared Butler vs. Hartford, 3/19/21**
4. 8 **Davion Mitchell vs. Wisconsin, 3/21/21**
- 8 Royce O'Neale vs. Creighton, 3/23/14
- 8 Tweety Carter vs. Old Dominion, 3/20/10
- 8 Curtis Jerrells vs. Purdue, 3/20/08

BLOCKED SHOTS

1. 5 Ekpe Udoh vs. Duke, 3/28/10
2. 3 Jo Lual-Acuil Jr. vs. NMSU, 3/17/17
- 3 Josh Lomers vs. Old Dominion, 3/20/10

STEALS

1. 5 **Jared Butler vs. Hartford, 3/19/21**
- 5 Pierre Jackson vs. Colorado, 3/17/12
2. 4 Josh Lomers vs. Old Dominion, 3/20/10
4. 3 **Davion Mitchell vs. Hartford, 3/19/21**
- 3 Makai Mason vs. Syracuse, 3/21/19
- 3 Ishmail Wainright vs. Yale, 3/17/16

OPPONENT INDIVIDUAL POINTS

1. 36 Brandon Clarke, Gonzaga, 3/23/19
2. 31 Makai Mason, Yale, 3/17/16
3. 29 Nolan Smith, Duke, 3/28/10
4. 28 Chimezie Metu, USC, 3/19/17
5. 24 Sindarius Thornwell, South Carolina, 3/24/17

FIELD GOALS MADE

1. 15 Brandon Clarke, Gonzaga, 3/23/19
2. 11 Chimezie Metu, USC, 3/19/17
3. 10 Gilberto Clavell, Sam Houston State, 3/18/10
- 10 Rodney Douglas, Memphis, 3/17/88
5. 9 Makai Mason, Yale, 3/17/16
- 9 Nolan Smith, Duke, 3/28/10

3-POINT FIELD GOALS MADE

1. 6 Elijah Hughes, Syracuse, 3/21/19
2. 5 Chad White, South Dakota State, 3/15/12
- 5 Jon Scheyer, Duke, 3/28/10
4. 4 Corey Kispert, Gonzaga, 3/23/19
- 4 Sindarius Thornwell, South Carolina, 3/24/17
- 4 Bennie Boatwright, USC, 3/19/17
- 4 Nolan Smith, Duke, 3/28/10

FREE THROWS MADE

1. 11 Makai Mason, Yale, 3/17/16
2. 9 Tu Holloway, Xavier, 3/23/12
3. 8 Sindarius Thornwell, South Carolina, 3/24/17
- 8 Terran Petteway, Nebraska, 3/21/14
5. 7 Doron Lamb, Kentucky, 3/25/12
- 7 Nolan Smith, Duke, 3/28/10
- 7 Gerald Lee, Old Dominion, 3/20/10

REBOUNDS

1. 12 Josten Crow, Sam Houston State, 3/18/10
2. 11 Anthony Davis, Kentucky, 3/25/12
3. 10 Micah Potter, Wisconsin, 3/21/21
4. 9 Traci Carter, Hartford, 3/19/21
- 9 Terrence Jones, Kentucky, 3/25/12
- 9 Lance Thomas, Duke, 3/28/10
- 9 Omar Samhan, Saint Mary's, 3/26/10
- 9 Brian Zoubek, Duke, 3/28/10

ASSISTS

1. 8 Corey Allmond, Sam Houston State, 3/18/10
2. 7 Jemerrio Jones, New Mexico State, 3/17/17
- 7 Matthew Dellavedova, Saint Mary's, 3/26/10
- 7 Kent Bazemore, Old Dominion, 3/20/10
5. 6 Traci Carter, Hartford, 3/19/21
- 6 Josh Perkins, Gonzaga, 3/23/19
- 6 Jordan McLaughlin, USC, 3/19/17
- 6 Terrence Jones, Kentucky, 3/25/12
- 6 Ashton Mitchell, Sam Houston State, 3/18/10

BLOCKED SHOTS

1. 6 Frank Kaminsky, Wisconsin, 3/27/14
- 6 Anthony Jones, Kentucky, 3/25/12
3. 5 Brandon Clarke, Gonzaga, 3/23/19
4. 3 Micah Potter, Wisconsin, 3/21/21
- 3 Miroslav Staff, Hartford, 3/19/21
- 3 De'Anthony Melton, USC, 3/19/17
- 3 Terrence Jones, Kentucky, 3/25/12

STEALS

1. 5 Josten Crow, Sam Houston State, 3/18/10
2. 4 Andre Roberson, Colorado, 3/17/12
3. 3 nine players

Note: Active Baylor players in bold

NCAA TOURNAMENT TEAM HIGHS

NCAA TOURNAMENT (MODERN ERA)

POINTS

1.	91	vs. New Mexico State	3/17/17
2.	85	vs. Creighton	3/23/14
3.	82	vs. USC	3/19/17
4.	80	vs. Colorado	3/17/12
5.	79	vs. Hartford	3/19/21
	79	vs. Purdue	3/20/08

FIELD GOALS MADE

1.	35	vs. New Mexico State	3/17/17
2.	31	vs. Hartford	3/19/21
	31	vs. USC	3/19/17
4.	30	vs. Yale	3/17/16
	30	vs. Creighton	3/23/14
6.	29	vs. Xavier	3/23/12

FIELD GOALS ATTEMPTED

1.	75	vs. Hartford	3/19/21
2.	69	vs. Purdue	3/20/08
3.	68	vs. Yale	3/17/16
4.	64	vs. Kentucky	3/25/12
	64	vs. Colorado	3/17/12
6.	61	vs. USC	3/19/17
	61	vs. New Mexico State	3/17/17
	61	vs. Saint Mary's	3/26/10

FIELD GOAL PERCENTAGE

1.	63.8	vs. Creighton	3/23/14
2.	57.4	vs. New Mexico State	3/17/17
3.	53.8	vs. Syracuse	3/21/19
4.	51.9	vs. Old Dominion	3/20/10
5.	51.1	vs. Memphis	3/17/88

3-POINT FIELD GOALS MADE

1.	16	vs. Syracuse	3/21/19
2.	11	vs. Hartford	3/19/21
	11	vs. Creighton	3/23/14
	11	vs. Colorado	3/17/12
5.	8	vs. Wisconsin	3/21/21
	8	vs. South Dakota St.	3/15/12
	8	vs. Saint Mary's	3/26/10
	8	vs. Old Dominion	3/20/10
	8	vs. Purdue	3/20/08

3-POINT FIELD GOALS ATTEMPTED

1.	34	vs. Syracuse	3/21/19
2.	33	vs. Hartford	3/19/21
3.	28	vs. Purdue	3/20/08
4.	23	vs. Wisconsin	3/21/21
4.	21	vs. Gonzaga	3/23/19

3FG PERCENTAGE (MIN. 10 ATTEMPTS)

1.	61.1	vs. Creighton	3/23/14
2.	55.0	vs. Colorado	3/17/12
3.	47.1	vs. Wisconsin	3/21/21
	47.1	vs. Syracuse	3/21/19
	47.1	vs. Saint Mary's	3/26/10

FREE THROWS MADE

1.	38	vs. Nebraska	3/21/14
2.	18	vs. Wisconsin	3/21/21
3.	17	vs. Gonzaga	3/23/19
	17	vs. New Mexico State	3/17/17
5.	16	vs. Kentucky	3/25/12

FREE THROWS ATTEMPTED

1.	48	vs. Nebraska	3/21/14
2.	23	vs. Wisconsin	3/21/21
3.	22	vs. Gonzaga	3/23/19
4.	21	vs. Creighton	3/23/14
5.	20	vs. South Carolina	3/24/17
	20	vs. South Dakota St.	3/15/12
	20	vs. Purdue	3/20/08

FT PERCENTAGE (MIN. 10 ATTEMPTS)

1.	89.5	vs. New Mexico State	3/17/17
2.	86.7	vs. USC	3/19/17
3.	85.7	vs. Xavier	3/23/12
4.	84.6	vs. Georgia State	3/19/15
5.	84.2	vs. Kentucky	3/25/12

REBOUNDS

1.	47	vs. Sam Houston St.	3/18/10
2.	43	vs. Hartford	3/19/21
3.	41	vs. Colorado	3/17/12
	41	vs. Saint Mary's	3/26/10
5.	40	vs. Georgia State	3/19/15
6.	39	vs. New Mexico State	3/17/17

ASSISTS

1.	21	vs. Xavier	3/23/12
2.	20	vs. Syracuse	3/21/19
3.	19	vs. Creighton	3/23/14
4.	18	vs. Sam Houston St.	3/18/10
5.	16	vs. Hartford	3/19/21
	16	vs. USC	3/19/17
	16	vs. Yale	3/17/16

TURNOVERS

1.	23	vs. Memphis	3/17/88
2.	21	vs. Georgia State	3/19/15
3.	16	vs. USC	3/24/17
4.	14	vs. Kentucky	3/25/12
	14	vs. Sam Houston St.	3/18/10

BLOCKED SHOTS

1.	8	vs. Duke	3/28/10
2.	7	vs. New Mexico State	3/17/17
3.	6	vs. Hartford	3/19/21
	6	vs. Old Dominion	3/20/10
5.	5	vs. Kentucky	3/25/12
6.	4	vs. Syracuse	3/21/19
	4	vs. Colorado	3/17/12

STEALS

1.	15	vs. Hartford	3/19/21
2.	9	vs. Yale	3/17/16
	9	vs. Colorado	3/17/12
	9	vs. Purdue	3/20/08
5.	8	vs. USC	3/19/17
	8	vs. Duke	3/28/10
	8	vs. Saint Mary's	3/26/10
	8	vs. Old Dominion	3/20/10
	8	vs. Sam Houston St.	3/18/10

PERSONAL FOULS

1.	32	vs. Kentucky	3/25/12
2.	24	vs. Yale	3/17/16
3.	21	vs. Duke	3/28/10
4.	20	vs. Gonzaga	3/23/19
	20	vs. USC	3/24/17
	20	vs. Memphis	3/17/88

THE LAST TIME ...

THE LAST TIME A BAYLOR TEAM...

Shot 65 pct from floor	66.1 (41-62) vs. Texas Southern (12/14/17)
Shot 60 pct from floor	60.8 (31-51) vs. PVAMU (11/12/18)
Shot less than 30 pct from floor	29.8 (17-57) at TCU (11/10/15)
Shot 65 pct from 3FG	70.6 (12-17) vs. Central Arkansas (11/10/17)
Shot 60 pct from 3FG	62.5 (15-24) vs. Texas Tech (3/7/21)
Shot less than 15 pct from 3FG	111 (2-18) vs. Ole Miss (11/23/18)
Shot less than 10 pct from 3FG	.083 (1-12) vs. TCU (1/2/18)
Made 15 3-point field goals	15 vs. Texas Tech (3/7/21)
Failed to make a 3FG	0-8 at Texas Tech (2/21/90)
Shot 95 pct from FT line	100.0 (4-4) at Texas (2/2/21)
Shot 90 pct from FT line	100.0 (4-4) at Texas (2/2/21)
Shot less than 40 pct from FT line	37.5 (6-16) at Kansas (2/27/21)
Had 60 Rebounds	60 vs. Huston-Tillotson (1/21/15)
Had 55 Rebounds	58 vs. Savannah State (12/17/17)
Had 50 Rebounds	50 vs. Washington (11/29/20)
Had 25 Offensive Rebounds	26 vs. Kansas (1/12/19)
Had 20 Offensive Rebounds	21 vs. Washington (11/29/20)
Had 40 Defensive Rebounds	43 vs. Savannah State (12/17/17)
Had 35 Assists	40 vs. Hardin-Simmons (12/16/15)
Had 30 Assists	32 vs. Savannah State (12/17/17)
Had 25 Assists	25 vs. Central Arkansas (12/29/20)
Had 25 Turnovers	29 at West Virginia (1/10/17)
Had 20 Turnovers	21 vs. Kansas State (3/11/21)
Had fewer than 7 Turnovers	4 vs. Wisconsin (3/21/21)
Had fewer than 4 Turnovers	3 at Kansas (2/27/21)
Had 0 Live-Ball Turnovers	vs. Wisconsin (3/21/21)
Had 16 Steals	16 vs. Savannah State (11/23/15)
Had 15 Steals	15 vs. Hartford (3/19/21)
Had 12 Steals	15 vs. Hartford (3/19/21)
Had 12 Blocked Shots	12 vs. Louisiana-Lafayette (11/28/20)
Had 10 Blocked Shots	10 vs. TCU (2/2/19)
Had no Blocked Shots	vs. Wisconsin (3/21/21)
Had two 20-point scorers	MaCio Teague (24), Davion Mitchell (23) vs. Kansas State (3/11/21)
Had two 25-point scorers	Jo Lual-Acuil Jr. (31), Manu Lecomte (25) vs. Savannah State (12/17/17)
Had seven double-figure scorers	vs. Long Beach State (3/20/13)
Had six double-figure scorers	vs. Kansas State (1/22/18)
Had all five starters score in double figures	vs. Oklahoma State (2/8/20)
Had all five starters score 15+ points	vs. Central Arkansas (11/10/17)
Had no players score in double figures	vs. Texas A&M (3/5/08)
Had no starters score in double figures	at Kansas State (3/3/18)
Had four players score 15+ points	vs. Louisiana-Lafayette (11/28/20)
Had five players score 15+ points	vs. Central Arkansas (11/10/17)
Had four players score 18+ points	vs. Savannah State (12/17/17)
Had four players with 5+ assists	vs. Savannah State (12/17/17)
Had two double-doubles	MaCio Teague (23p/10r), Jared Butler (14p/13a) at Kansas State (12/19/20)
Had two double-figure rebounders	Mark Vital (14), Mario Kegler (10) vs. West Virginia (2/23/19)
Scored 50-plus points in first half	54 vs. Kansas State (1/27/21)
Scored 50-plus points in first half on road	56 at Kansas State (12/19/20)
Scored 50-plus points in second half	54 vs. Texas Tech (3/7/21)
Scored 50-plus points in both halves	vs. Kansas State (1/27/21)
Scored 60-plus points in first half	61 vs. Savannah State (12/17/17)
Scored 60-plus points in second half	60 at Iowa State (1/9/16)
Scored fewer than 20 points in 1st half	15 at Wichita State (12/1/18)
Scored fewer than 20 points in 2nd half	19 vs. Butler (12/20/19)
Overcame a 20-point deficit to win	vs. Louisville, trailed 32-10, won 66-63 (11/25/16)
Overcame a 15-pt deficit with less than 10 min left to win	vs. Texas, trailed 55-36, won 84-83 (2/27/19)
Overcame a 15-point deficit to win	vs. Iowa State, trailed 32-15, won 77-72 (2/23/21)
Overcame a 15-point halftime deficit to win	vs. Louisville, trailed 39-24, won 66-63 (11/25/16)
Overcame a 10-point halftime deficit to win	vs. Texas, trailed 40-29, won 84-83 (2/27/19)
Overcame a 10-point 2nd half deficit to win on the road	at OSU, trailed 47-35, won 75-68 (1/18/20)
Won an OT game	94-89 at #6 West Virginia (3/2/21)
Lost an OT game	78-81 vs. TCU (1/2/18)
Won a 2OT game	74-73 at Texas (2/12/18)
Lost a 2OT game	84-91 to Colorado (3/13/08)
Won a 3OT game	Never
Lost a 3OT game	93-97 at SMU (1/9/88)
Won a 4OT game	96-95 vs. North Texas (12/17/88)
Lost a 4OT game	Never
Won a 5OT game	116-110 at Texas A&M (1/23/08)
Lost a 5OT game	Never

THE LAST TIME A BAYLOR PLAYER...

Recorded a Triple-Double (Pts/Reb/Ast)	Kenny Chery (20/10/12) vs. Kansas State (2/15/14)
Recorded a Triple-Double (Pts/Reb/Blk)	Ekpe Udoh (18/17/10) vs. Morgan State (1/16/10)
Recorded a Double-Double Before Halftime	King McClure (12p/10r) vs. George Mason (11/24/18)
Scored 40 Points	Makai Mason (40) vs. TCU (2/2/19)
Scored 30 Points	MaCio Teague (35) vs. Texas Tech (3/7/21)
Scored 30 Points in a Road Game	Jared Butler (31) at Kansas (3/9/19)
Scored 20 Points in a 1st Half	King McClure (20) at Oklahoma State (1/14/19)
Scored 20 Points in a 2nd Half	MaCio Teague (26) vs. Texas Tech (3/7/21)
Scored 30 Points off the Bench	Nuni Omot (30) at Kansas State (3/3/18)
Scored 25 Points off the Bench	Terry Maston (26) vs. Mississippi State (3/18/18)
Scored 20 Points off the Bench	Adam Flagler (22) vs. Iowa State (2/23/21)
Made 5+ 3-pointers in a 1st Half	King McClure (6-7) at Oklahoma State (1/14/19)
Made 5+ 3-pointers in a 2nd Half	MaCio Teague (7-8) vs. Texas Tech (3/7/21)
Had 20 Rebounds	Jo Lual-Acuil Jr. (20) vs. Savannah State (12/17/17)
Had 15 Rebounds	Mark Vital (15) vs. Oklahoma State (3/12/21)
Had 8+ Offensive Rebounds	Mark Vital (8) vs. Oklahoma State (3/12/21)
Had 9+ Offensive Rebounds	Mark Vital (9) at Arizona (12/15/18)
Had 12 Rebounds in a Half	Johnathan Motley (14 in 2nd half) vs. Texas (1/17/17)
Had 10 Rebounds in a Half	Mark Vital (11 in 2nd half) vs. Oklahoma State (3/12/21)
Had 13+ Assists	Jared Butler (13) at Kansas State (12/19/20)
Had 10+ Assists	Davion Mitchell (12) vs. Central Arkansas (12/29/20)
Had 10+ Assists and 0 Turnovers	Jake Lindsey (11 AST/0 TO) vs. Kansas State (3/9/17)
Had 6 Blocked Shots	Freddie Gillespie (6) vs. TCU (2/1/20)
Had 7 Blocked Shots	Jo Lual-Acuil Jr. (7) vs. Oklahoma (2/21/21)
Had 5 Steals	Jared Butler (5) vs. Hartford (3/19/21)
Had 6 Steals	Lester Medford (7) vs. Savannah State (11/23/15)
Played 40+ Minutes	Davion Mitchell (43) at #6 West Virginia (3/2/21)
Played 45+ Minutes	Jo Lual-Acuil Jr. (48) & Manu Lecomte (46) at Texas (2/12/18)
Made a Game-Winning Shot	Terry Maston (2FG) vs. Texas Tech, 59-57 (2/17/18)
Made a Game-Winning Shot in Final 10 Seconds	Jo Lual-Acuil Jr. (Dunk) at Texas, 74-73 2ot (2/12/18)
Made a Game-Winning Shot at Buzzer	Lester Medford (3FG) at Texas Tech, 63-60 (1/16/16)
Made a Game-Winning FT in Final 10 Seconds	Mario Kegler vs. Texas, 84-83 0T (2/29/19)

THE LAST TIME A BAYLOR OPPONENT...

Scored 100 Points	102 at Kansas (1/2/16)
Scored 90 Points	90 vs. Kansas State (1/22/18)
Scored Fewer than 50 Points at Home	49 at TCU (1/9/21)
Scored Fewer than 50 Points on the Road	42 vs. UAPB (12/21/20)
Scored Fewer than 40 Points	39 vs. McNeese State (11/14/14)
Won by 30 Points	40 at Oklahoma (1/20/07)
Shot 65 pct from floor	66.1 (39-59) at Oklahoma (2/26/05)
Shot 60 pct from floor	62.0 (31-50) vs. Oklahoma (1/23/16)
Shot less than 25 pct from floor	23.4 (11-47) vs. Prairie View A&M (12/2/15)
Shot 55 pct from 3FG	55.7 (15-27) vs. Texas (2/27/19)
Shot less than 15 pct from 3FG	.111 (1-9) vs. SFA (12/9/20)
Made 15 3-point field goals	15 vs. Texas (2/27/19)
Shot 95 pct from FT line	95.7 (22-23) at Ole Miss (1/28/17)
Shot less than 40 pct from FT line	21.4 (3-14) at Texas (2/2/21)
Had 50 Rebounds	62 vs. Wake Forest (Anaheim) (11/30/08)
Had fewer than 20 Rebounds	19 vs. Washington (11/29/20)
Had 20 Offensive Rebounds	20 vs. Wagner (3/13/18)
Had 25 Assists	29 vs. Oklahoma (1/23/16)
Had 25 Turnovers	35 vs. SFA (12/9/20)
Had fewer than 5 Turnovers	4 at West Virginia (2/22/14)
Had 13 Steals	15 at West Virginia (1/10/17)
Had 12 Steals	12 vs. West Virginia (3/9/17)
Had 0 Steals	vs. Wisconsin (3/21/21)
Had 12+ Blocked Shots	13 vs. West Virginia (2/20/18)
Had 10+ Blocked Shots	10 at Kansas (1/11/20)
Had no Blocked Shots	vs. Kansas State (3/11/21)
Had two 20-point scorers	Cade Cunningham (25), Avery Anderson (20) vs. Oklahoma State (3/12/21)
Had three 20-point scorers	Abdel Nader (26), Georges Niang (24), Monte Morris (20) vs. Iowa State (2/16/16)
Had five double-figure scorers	vs. Oklahoma State (2/8/20)
Had four 15+ point scorers	at Texas (2/12/18)
Had no double-figure scorers	vs. Iowa State (1/15/20)
Had two double-figure rebounders	Kenrich Williams (12), Vlad Brodziansky (10) at TCU (1/21/17)
Scored 50-plus points in 1st half	51 at Texas A&M (12/19/15)
Scored 50-plus points in 2nd half	50 at #6 West Virginia (3/2/21)
Scored 20 points or fewer in 1st half at home	16 at Texas (2/8/20)
Scored 20 points or fewer in 1st half on road	12 vs. UAPB (12/21/20)
Scored 20 points or fewer in 2nd half	20 vs. Texas (1/6/18)
Failed to make a 3FG	vs. Oklahoma, 0-12 (2/25/12)

THE LAST TIME A BAYLOR OPPOSING PLAYER

Scored 30 Points	Brandon Clarke (36) vs. Gonzaga (3/23/19)
Had 20 Rebounds	Jamahl Mosley (20) vs. Colorado (Kansas City) (3/8/01)
Had 15 Rebounds	Udoka Azubuike (19) vs. Kansas (2/22/20)
Had 10 Assists	Courtney Ramey (10) vs. Texas (2/27/19)
Had 8 Turnovers	Trae Young (8) vs. Oklahoma (2/27/18)
Had 7 Turnovers	Traci Carter (7) vs. Hartford (3/19/21)
Had 8 Blocked Shots	Sagaba Konate (9) vs. West Virginia (2/20/18)
Had 7 Blocked Shots	Udoka Azubuike (7) at Kansas (1/11/20)
Had 5 Steals	Dedric Lawson (5) vs. Kansas (1/12/19)
Had 6 Steals	Jevon Carter (6) vs. West Virginia (3/9/18)

2020-21 INDIVIDUAL SUPERLATIVES

CATEGORY	BAYLOR	OPPONENT
Points Scored	35, MaCio Teague vs. Texas Tech (3/7)	26, Cedric Russell vs. ULL (11/28) 26, Taz Sherman at West Virginia (3/2)
Field Goals Made	12, Davion Mitchell vs. K-State (1/27)	10, four players
FGs Attempted	21, Jared Butler at West Virginia (3/2)	20, Shaun Doss vs. UAPB (12/21)
Highest FG % (min 5 made)	1.000 (6-6), Jonathan Tchamwa Tchatchoua vs. UCA (12/29) .889 (8-9), Mark Vital at Oklahoma State (1/23)	1.000 (9-9), Theo Akwuba vs. ULL (11/28) 1.000 (9-9), Antonio Gordon at K-State (12/19)
3-Point FGs Made	10, MaCio Teague vs. Texas Tech (3/7)	6, Deandre Jones vs. Central Arkansas (12/29) 6, Nijel Pack vs. Kansas State (3/11)
3-Point FGs Attempted	12, MaCio Teague vs. Texas Tech (3/7)	11, Mac McClung at Texas Tech (1/16)
3-Point FG % (min 5 att)	.857 (6-7), Jared Butler at Oklahoma State (1/23) .833 (10-12), MaCio Teague vs. Texas Tech (3/7) .800 (4-5), Davion Mitchell vs. Illinois (12/2)	.833 (5-6), Christian Braun vs. Kansas (1/18)
Free Throws Made	8, MaCio Teague vs. Alcorn State (12/30)	9, Derek Culver at West Virginia (3/2)
Free Throws Attempted	8, MaCio Teague vs. ASU (12/30) & at ISU (1/2) 8, Jared Butler vs. Iowa State (2/23) 8, Mark Vital at Kansas (2/27)	12, Isaac Likekele at Oklahoma State (1/23)
Free Throw % (min 7 att)	1.000 (8-8), MaCio Teague vs. Alcorn State (12/30)	1.000 (8-8), Mike Miles at TCU (1/9)
Offensive Rebounds	8, Mark Vital vs. ISU (2/23) & vs. OSU (3/12)	7, Marcus Santos-Silva at Texas Tech (1/16)
Defensive Rebounds	10, Jonathan Tchamwa Tchatchoua vs. UCA (12/29) 10, Mark Vital vs. Texas Tech (3/7)	11, Jalen Wilson at Kansas (2/27)
Total Rebounds	15, Mark Vital, four times	14, Jalen Wilson at Kansas (2/27)
Assists	13, Jared Butler at K-State (12/19) 12, Davion Mitchell vs. UCA (12/29)	8, Byron Joshua vs. Alcorn State (12/30) 8, Marcus Garrett vs. Kansas (1/18) 8, Miles McBride at West Virginia (3/2)
Turnovers	7, Jared Butler, three times 7, Davion Mitchell vs. Kansas (1/18)	7, three players
Blocked Shots	4, Jonathan Tchamwa Tchatchoua at Oklahoma State (1/23)	6, Kalib Boone vs. Oklahoma State (3/12)
Steals	5, Jared Butler at TCU (1/9) & vs. Hartford (3/19)	4, three players
Minutes Played	43, Davion Mitchell at West Virginia (3/2)	40, Miles McBride at West Virginia (3/2)
Fouls Drawn	7, Davion Mitchell vs. Kansas State (3/11)	9, Isaac Likekele at Oklahoma State (1/23)
Plus-Minus (min. 15 mp)	+44, MaCio Teague vs. K-State (1/27) +44, Davion Mitchell vs. K-State (1/27)	+21, Jalen Wilson at Kansas (2/27)

2020-21 TEAM SUPERLATIVES

BAYLOR HIGH	BAYLOR LOW	CATEGORY	OPPONENT HIGH	OPPONENT LOW
112 vs. ULL (11/28)	58 at Kansas (2/27)	Points Scored	89 at WVU (3/2)	42 vs. UAPB (12/21)
59 vs. Alcorn State (12/30)	27 at Texas Tech (1/16)	Points, 1st Half	40 vs. ULL (11/28)	12 vs. UAPB (12/21)
59 vs. ULL (11/28)	28 at Kansas (2/27)	Points, 2nd Half	50 at WVU (3/2)	21 vs. UCA (12/29) & at TCU (1/9)
13 at WVU (3/2)	13 at WVU (3/2)	Points/Overtime	8 at WVU (3/2)	8 at WVU (3/2)
45 vs. ULL (11/28)	23 at Texas Tech (1/16) & at Kansas (2/27)	Field Goals Made	32 vs. ULL (11/28)	15 vs. UAPB (12/21) & at TCU (1/9)
80 vs. ULL (11/28)	49 vs. Kansas State (3/11)	Field Goal Attempts	68 vs. Auburn (1/30)	44 vs. SFA (12/9)
.586 (34-58) at Texas (2/2)	.348 (23-66) at Kansas (2/27)	FG Percentage	.549 (28-51) at Texas (2/2)	.283 (15-53) vs. UAPB (12/21)
17 vs. K-State (1/27)	4 at Iowa State (1/2)	3-Point FGs Made	12 vs. UCA (12/29)	1 vs. SFA (12/9)
33 vs. Hartford (3/19)	17 vs. Wisconsin (3/21)	3-Point FG Attempts	26 vs. UCA (12/29)	9 vs. SFA (12/9)
.625 (15-24) vs. Texas Tech (3/7)	.211 (4-19) at Iowa State (1/2)	3-Point FG Percentage	.529 (10-19) vs. Kansas (1/18)	.111 (1-9) vs. SFA (12/9)
25 vs. Alcorn State (12/30)	4 at Texas (2/2)	Free Throws Made	28 at WVU (3/2)	2 vs. UCA (12/29)
31 vs. Alcorn State (12/30)	4 at Texas (2/2)	Free Throw Attempts	33 vs. Alcorn State (12/30)	5 vs. UCA (12/29) & vs. ISU (2/23)
1.000 (4-4) at Texas (2/2)	.375 (6-16) at Kansas (2/27)	Free Throw Percentage	.929 (13-14) vs. Oklahoma (1/6)	.214 (3-14) at Texas (2/2)
21 vs. Washington (11/29)	5 at Texas (2/2)	Offensive Rebounds	18 at Texas Tech (1/16)	5 vs. UW (11/29) & vs. KSU (1/27)
34 vs. UCA (12/29)	15 at Kansas (2/27)	Defensive Rebounds	34 at Kansas (2/27)	13 at K-State (12/19)
50 vs. Washington (11/29)	26 at Texas (2/2)	Total Rebounds	48 at Kansas (2/27)	19 vs. Washington (11/29)
25, three times	6 at Texas Tech (1/16)	Assists	18 at K-State (12/19) & vs. Kansas (1/18)	4 vs. SFA (12/9)
21 vs. Kansas State (3/11)	3 at Kansas (2/27)	Turnovers	35 vs. SFA (12/9)	7 vs. Texas Tech (3/7)
9 at Oklahoma State (1/23)	0 vs. Wisconsin (3/21)	Blocked Shots	9 at Texas Tech (1/16)	0 vs. K-State (1/27 & 3/11)
15 vs. Hartford (3/19)	3 vs. Washington (11/29)	Steals	11 at ISU (1/2) & vs. K-State (3/11)	0 vs. Wisconsin (3/21)
23 vs. ASU (12/30) & at KU (2/27)	9 vs. UCA (12/29)	Fouls	26 vs. SFA (12/9) & at ISU (1/2)	9 at Texas (2/2)



2020-21

24-2

BIG 12

13-1

AP

3rd

COACHES

3rd

NET

2nd

#313 BAYLOR vs. #18/17 VILLANOVA | GAME 27
March 27, 2021 (Indianapolis, Ind. / Hinkle Fieldhouse)

Baylor Broadcast Notes

0
4
5
10
11
12
13
23
24
31
32
35
45



Flo Thamba

F • 6-10 • 245 • Jr. • Kinshasa, Congo

	MIN	PTS	REB	BLK	FG%	3FG%	FT%
SEA	14.8	3.6	4.0	0.7	.586	.000	.605
B12	13.8	3.6	3.4	0.6	.704	.000	.619
CAR	11.4	2.5	2.8	0.7	.548	.000	.573

- Junior big man with 7-foot-5 wingspan, originally from Democratic Republic of the Congo
- Started all 26 games this season after playing 19 of 30 games off bench last year (11 DNPs)
- Twice as many points & rebounds this season (94 pts, 103 rebs) as all of last season (43 pts, 42 rebs)
- Splitting time with Tchatchoua at 5-spot; played in 52 games off bench (12 DNPs) over first 2 seasons
- Born in Congo, lived in England, France and South Africa, emigrated to United States in 2014



LJ Cryer

G • 6-1 • 185 • Fr. • Katy, Texas

	MIN	PTS	REB	AST	FG%	3FG%	FT%
SEA	10.8	3.7	0.6	0.8	.396	.381	.643
B12	8.5	2.1	0.4	0.6	.412	.385	.000
CAR	10.8	3.7	0.6	0.8	.396	.381	.643

- True freshman guard from Katy, Texas, ranked as nation's No. 12 PG in 2020 HS class by ESPN
- Came off bench for 17 points and 2 steals in 15 minutes of first collegiate game vs. Louisiana
- Scored 3,488 points over high school career, 5th-most all-time in Texas public schools
- Averaged 34.2 points, 5.3 assists and 2.4 steals as HS senior, earning Class 6A All-State honors
- Scored 1,164 points during pandemic-shortened senior season, including 145 3FGs (4.3/game)



Jordan Turner

G/F • 6-8 • 195 • RFr. • Houston, Texas

	MIN	PTS	REB	AST	FG%	3FG%	FT%
SEA	5.1	2.0	1.5	0.3	.263	.625	.833
B12	5.1	0.0	1.5	0.0	.000	.000	.000
CAR	5.1	2.0	1.5	0.3	.263	.625	.833

- Redshirt freshman wing from Houston, attended Sunrise Christian in Bel Air, Kan.
- Took voluntary redshirt during 2019-20 season, participated on team's practice squad
- Last 7 Games Played: Combined for 20 points, 15 rebounds in 44 minutes off bench (6-of-8 on 3FGs)
- Ranked No. 11 recruit in Texas and No. 24 SF nationally in 2019 signing class by ESPN
- Twin brother, Jalyr, is sophomore on Central Oklahoma basketball squad



Adam Flagler

G • 6-3 • 180 • So. • Duluth, Ga.

	MIN	PTS	REB	AST	FG%	3FG%	FT%
SEA	22.6	8.7	2.3	1.4	.447	.400	.818
B12	22.3	7.1	2.0	1.1	.388	.348	.778
CAR	27.4	13.0	3.0	1.3	.441	.389	.831

- Third-year sophomore, transfer from Presbyterian; led PC with 15.9 PPG as freshman in 2018-19
- Scored season-high 22 points in 28 minutes off bench 2/23 vs. Iowa State (11th career 20-pt gm)
- 15+ pts off bench 6x this yr (17 vs UW, 18 vs Illinois, 15 vs OU, 15 at TTU, 19 vs AUB, 22 vs ISU)
- 10+ points off bench in 11 of 24 games at Baylor; has scored 10+ points in 43 of 60 career games
- Made multiple 3-pointers in 44 of 60 career games – 3+ 3FGs 28 times, 4+ 11x, 5+ 6x, 6+ 4x



Mark Vital (VYE-tuhl) (Big 12 Defensive POY - The Athletic)

G/F • 6-5 • 250 • Sr. • Lake Charles, La.

	MIN	PTS	REB	BLK	FG%	3FG%	FT%
SEA	23.8	5.7	6.7	0.9	.477	.000	.500
B12	25.9	6.9	7.1	1.0	.574	.000	.462
CAR	25.4	6.5	6.4	0.8	.470	.130	.496

- Bruising 5th-year forward, 3-time All-Big 12 honoree and 3-time Big 12 All-Defensive Team selection
- 1 of 10 semifinalists for Naismith Defensive Player of the Year (was 1 of 4 finalists last season)
- Elected to return for final year to complete college degree, will become family's first college graduate
- Broke Baylor's Big 12 wins record (45-22), passing A.J. Walton (39-29); 10th at BU with 140 steals
- Memorable Senior Night – 10 pts, 15 rebs (1st D-D of season, 3rd career) vs. No. 18 Texas Tech (3/7)




Jared Butler (AP Big 12 POY; 1st Team All-American)

G • 6-3 • 195 • Jr. • Reserve, La.

	MIN	PTS	REB	AST	FG%	3FG%	FT%
SEA	29.9	16.9	3.3	4.8	.479	.415	.779
B12	32.0	18.0	3.4	5.0	.503	.448	.745
CAR	28.9	14.1	3.2	3.5	.432	.382	.782

- National POY candidate, up for Wooden Award, Naismith Trophy, Cousy Award, Lute Olson Award
- Will graduate in May, less than 3 yrs after enrolling in August 2018; serves on NCAA MBB Oversight Cmte
- First consensus First-Team All-American in BU history; All-American & 1st Team All-Big 12 last 2 years
- Top-5 in Big 12 in steals (1st), 3FG% (1st), 3FGs (2nd), assists (3rd), points (3rd), FG% (4th)
- 20-pt games on ROAD vs 8 Big 12 teams in last 2 seasons (at KU, KSU, OU, WVUx2, ISU, TCU, OSU, UT)



Jackson Moffatt

G/F • 6-7 • 200 • So. • Magnolia, Texas

	MIN	PTS	REB	AST	FG%	3FG%	FT%
SEA	2.1	0.0	0.6	0.1	.000	.000	.000
B12	2.0	0.0	0.7	0.0	.000	.000	.000
CAR	2.1	0.0	0.4	0.1	.000	.000	.000

- Third-year sophomore walk-on wing from Magnolia High School; took voluntary redshirt in 2018-19
- Has appeared in 16 career games, totaling 7 rebounds, 1 assist and 1 steal in 34 minutes
- Scored 2,066 points during prep career, becoming Magnolia's all-time leading scorer
- 3-time first-team All-District 20-5A honoree and 2-time TABC All-Region selection
- Holds MHS record for single-game scoring with 45-point game




Jonathan Tchamwa Tchatchoua (Big 12 All-Newcomer Team) (CHAWM-wuh CHAT-chew-wuh)

F • 6-8 • 245 • So. • Douala, Cameroon

	MIN	PTS	REB	BLK	FG%	3FG%	FT%
SEA	19.2	6.4	5.1	0.7	.569	.000	.771
B12	19.9	5.4	3.8	0.8	.545	.000	.769
CAR	15.9	4.7	4.2	0.7	.531	.000	.722

- Third-year sophomore big man, transferred to BU after one season at UNLV; on practice squad last season
- Made 50% of field goals on dunks this season (33-of-66); leads Big 12 reserves with 5.1 rebs/gm
- At least 6 pts/4 rebs off bench in 14 of 25 games; 10+ points in 5 games, 10+ rebounds in 2 games
- Born in Cameroon, moved to Australia for final two years of high school (MBA Global Academy)
- Played 31 games (11 starts) as freshman at UNLV, averaged 3.4 ppg, 3.5 rpg, 0.7 bpg in 13.3 mpg



Matthew Mayer (MYE-er)

G/F • 6-9 • 225 • Jr. • Austin, Texas

	MIN	PTS	REB	AST	FG%	3FG%	FT%
SEA	15.4	8.3	3.8	1.0	.488	.422	.592
B12	15.2	7.1	3.8	0.9	.481	.345	.560
CAR	12.8	5.8	2.5	0.9	.415	.368	.640

- Junior wing with length, range and quick release, provides instant offense off bench
- Had team-high 17 points and 6 rebounds in 24 minutes off bench in 2nd Round win over Wisconsin
- 2nd on team with 21.5 points per 40 minutes; shooting 53% on 2-point field goals (53-of-100)
- 15+ pts off bench 4x this season (16 vs. Oklahoma, 18 at WVU, 19 vs. Oklahoma State, 17 vs Wisc)
- 10+ points off bench in 10 of 26 games this season after doing so in 10 of 63 games over first 2 yrs



MaCio Teague (may-SEE-oh) (NCAA.com Third-Team All-American AP All-Big 12 2nd Team; West Award Finalist)

G • 6-4 • 195 • Sr. • Cincinnati, Ohio

	MIN	PTS	REB	AST	FG%	3FG%	FT%
SEA	31.5	16.1	4.1	1.6	.481	.397	.851
B12	33.1	16.1	4.4	1.9	.474	.438	.806
CAR	33.6	15.6	4.4	2.2	.441	.409	.864

- All-conference in all 4 seasons (Big South 1st team in 17 & 18, Big 12 2nd team in 20 & 21)
- Nation's only active player with 1500+ career pts, 500+ rebs, 250+ assists, 125+ stls, 250+ 3FGs
- Tied BU record & 2nd-most ever by B12 player with 10 made 3FGs on way to 35 pts vs. TTU (3/7)
- 1 of 5 finalists for Jerry West SG Award – leads candidates in career PTS, ASTS, STLS, 3FGM & FT%
- BU is 50-6 since he joined team, 42-3 when he scores 10+ points, 18-2 when he leads team in pts



Zach Loveday

F • 7-0 • 215 • Fr. • Gallipolis, Ohio

	MIN	PTS	REB	BLK	FG%	3FG%	FT%
SEA	5.2	2.5	1.3	0.3	.706	.500	.750
B12	3.3	2.7	1.7	0.3	.750	1.000	.500
CAR	5.2	2.5	1.3	0.3	.706	.500	.750

- True freshman 7-footer from Ohio, played final two HS seasons at Huntington Prep in West Virginia
- Posted season-high 10 points (4-of-4 FGs) and added 2 blocks in 8 minutes vs. Alcorn State (12/30)
- Ranked No. 51 player nationally and No. 12 among centers in 2020 class by Rivals
- 1 of 5 players on 2019-20 Huntington Prep squad to sign with Division I programs
- Father, Billy Loveday, played basketball at Hanover College



Mark Paterson

G • 6-1 • 180 • Sr. • Dallas, Texas

	MIN	PTS	REB	AST	FG%	3FG%	FT%
SEA	2.1	1.2	0.7	0.0	.500	1.000	.500
B12	2.3	1.7	1.3	0.0	.667	.000	.500
CAR	2.1	1.2	0.7	0.0	.500	1.000	.500

- Walk-on in first season with Bears, played 2017 & 2018 seasons at D2 St. Edward's in Austin, Texas
- Appeared off bench in 10 games this season, posting 12 points and 7 rebounds in 21 minutes
- Scored Bears' 100th point in win at K-State, becoming first team to score 100 in Manhattan since 1992
- Appeared in 55 games at St. Edward's, averaging 2.3 ppg, 1.7 rpg, 1.0 apg in 11.1 mpg
- Played on same team as brother, Matthew, while at St. Edward's



Davion Mitchell (DAY-vee-ahn) (3rd Team All-American; B12 DPOY)

G • 6-2 • 205 • Jr. • Hinesville, Ga.

	MIN	PTS	REB	AST	FG%	3FG%	FT%
SEA	32.8	14.1	2.7	5.4	.521	.461	.667
B12	34.8	15.4	2.3	4.5	.500	.449	.667
CAR	26.8	8.8	2.1	3.5	.459	.379	.667

- Nicknamed "Off Night" from reputation of forcing player he's defending to have an off night
- BU's 1st Big 12 Defensive POY; 1 of 4 Naismith Defensive POY Finalists (Mobley, Queta, H. Jones)
- Leads Big 12 in FG% (.521), can become first player under 6'5" to lead league in Big 12's 25-year history
- Top-2 in Big 12 in assists (1st), FG% (1st), steals (2nd) and AST-TO ratio (2nd); 12th scoring (14.1)
- BU is 50-6 in his career, including 26-0 when he posts 5+ assists and 31-3 when he scores 10+ pts

Head Coach: Scott Drew (18th season at Baylor)
 Associate Head Coach: Jerome Tang (18th season at Baylor)
 Assistant Coach: Alvin Brooks III (5th season at Baylor)
 Assistant Coach: John Jakus (4th season at Baylor)

Special Assistant & Director of Player Personnel: Jared Nunn
 Special Assistant to the Head Coach: Bill Peterson
 Director of Basketball Operations: Aditya Malhotra
 Director of Video Operations: Ty Beard
 Athletic Trainer: Dave Snyder
 Strength Coach: Charlie Melton