



**Hartford at Baylor**

03/19/21 Lucas Oil Stadium, Indianapolis, IN  
 NCAA Division I Men's Basketball Championship - First Round

Game Time: 3:30 PM  
 Game Duration: 2:03  
 Attendance: 5,837

Officials: Tony Padilla, Greg Nixon, Matt Potter

Hartford - 55

Record: 15-9

NO.	Name	F	Min	FG			3P			FT			Rebounds			Fouls		TP	AS	TO	ST	Blocks		+/-
				M-A	M-A	M-A	OR	DR	TOT	PF	FD	OR	DR	TOT	BS	BA								
0	Hunter Marks	F	38:38	2-7	0-2	1-2	1	3	4	1	2	5	1	3	0	1	1	3	0	1	1	-26		
12	Miroslav Staffl	F	33:36	3-7	1-1	1-3	1	2	3	2	1	8	0	4	0	3	0	4	0	3	0	-17		
2	D.J. Mitchell	G	00:16	0-0	0-0	0-0	0	0	0	0	1	0	0	0	0	0	0	0	0	0	0	0		
20	Austin Williams	G	38:38	7-14	2-6	3-3	1	6	7	2	3	19	3	4	2	1	2	2	1	2	-26			
25	Traci Carter	G	37:40	2-12	2-8	5-5	0	9	9	4	4	11	6	7	1	0	2	1	0	2	-27			
11	PJ Henry		32:56	3-10	0-4	2-2	0	2	2	5	4	8	1	4	2	0	1	4	2	0	1	-8		
15	Thomas Webley		07:14	0-0	0-0	0-0	1	1	2	1	0	0	0	0	0	0	0	0	0	2	0	-17		
23	Michael Dunne		03:14	0-1	0-1	0-0	0	1	1	0	0	0	0	0	2	0	0	0	0	0	0	-10		
1	Briggs McClain		02:20	2-3	0-0	0-0	0	1	1	0	0	4	0	0	0	0	0	0	0	0	0	3		
3	Jakub Dombek		01:22	0-0	0-0	0-0	0	0	0	0	0	0	0	0	0	0	0	0	0	0	0	2		
5	Cameron McCravy		01:22	0-0	0-0	0-0	0	0	0	0	0	0	0	0	0	0	0	0	0	0	0	2		
14	Rastislav Sipkovsky		01:22	0-0	0-0	0-0	0	1	1	0	0	0	0	0	0	0	0	0	0	0	0	2		
21	Matt Hobbs		00:53	0-0	0-0	0-0	0	0	0	0	0	0	0	0	0	0	0	0	0	0	0	0		
22	AJ Gray		00:29	0-0	0-0	0-0	0	0	0	0	0	0	0	0	0	0	0	0	0	0	0	2		
Team							3	2	5			0				0								
<b>Totals</b>				19-54	5-22	12-15	7	28	35	15	15	55	11	24	5	7	6	-24						

Shooting By Period		
1st FG%	8-27	29.6%
3PT%	3-12	25.0%
FT%	2-5	40%
2nd FG%	11-27	40.7%
3PT%	2-10	20.0%
FT%	10-10	100%
GM FG%	19-54	35.2%
3PT%	5-22	22.7%
FT%	12-15	80.0%

Dead Ball Rebounds: 2, 2

Technical Fouls::NONE

Baylor - 79

Record: 23-2

NO.	Name	F	Min	FG			3P			FT			Rebounds			Fouls		TP	AS	TO	ST	Blocks		+/-
				M-A	M-A	M-A	OR	DR	TOT	PF	FD	OR	DR	TOT	BS	BA								
0	Flo Thamba	F	21:31	2-4	0-0	1-2	2	2	4	1	1	5	0	0	1	1	2	0	0	1	1	2	28	
11	Mark Vital	F	10:50	0-0	0-0	0-0	1	3	4	5	0	0	0	0	0	0	0	0	0	1	0	2		
12	Jared Butler	G	32:59	5-16	1-8	2-2	0	4	4	3	4	13	9	3	5	0	2	29	9	3	5	0	29	
31	MaCio Teague	G	27:35	9-17	4-8	0-0	2	2	4	1	1	22	0	1	1	1	0	6	0	1	1	0	6	
45	Davion Mitchell	G	31:14	5-10	2-6	0-0	1	5	6	2	2	12	3	2	3	2	0	25	3	2	3	2	25	
24	Matthew Mayer		20:56	3-7	1-2	1-2	2	7	9	1	3	8	2	1	2	1	1	13	2	1	2	1	13	
23	Jonathan Tchamwa Tchatchoua		16:09	2-7	0-0	0-0	1	2	3	2	0	4	1	1	1	1	0	0	1	0	1	0		
10	Adam Flagler		22:46	4-7	3-5	1-2	3	1	4	1	2	12	1	2	2	0	0	31	1	2	2	0	31	
4	LJ Cryer		05:28	0-3	0-3	1-2	1	1	2	0	1	1	0	0	0	0	0	0	0	0	0	0	0	
5	Jordan Turner		03:32	0-2	0-0	0-0	1	1	2	0	0	0	0	0	0	0	0	0	0	0	1	-2		
13	Jackson Moffatt		02:20	0-1	0-1	0-0	0	0	0	0	1	0	0	0	0	0	0	0	0	0	0	-4		
32	Zach Loveday		02:20	0-0	0-0	0-0	0	0	0	0	0	0	0	0	0	0	0	0	0	0	0	-4		
35	Mark Paterson		02:20	1-1	0-0	0-0	0	0	0	0	0	2	0	0	0	0	0	0	0	0	0	-4		
Team							0	1	1			0				0								
<b>Totals</b>				31-75	11-33	6-10	14	29	43	16	15	79	16	10	15	6	7	24						

Shooting By Period		
1st FG%	15-31	48.4%
3PT%	4-11	36.4%
FT%	3-4	75%
2nd FG%	16-44	36.4%
3PT%	7-22	31.8%
FT%	3-6	50%
GM FG%	31-75	41.3%
3PT%	11-33	33.3%
FT%	6-10	60.0%

Dead Ball Rebounds: 4, 0

Technical Fouls:Vital 2<sup>nd</sup>14:19

	HART	BAY
Biggest lead	4 (1 <sup>st</sup> 13:41)	29 (2 <sup>nd</sup> 2:39)
Best Scoring Run	9(2 <sup>nd</sup> 14:19)	13(1 <sup>st</sup> 0:31)
Lead Changes	7	
Times Tied	1	
Time with Lead	04:18	33:54

Points from	HART	BAY
Turnovers	6	22
Paint	28	32
Second Chance	6	17
Fast Breaks	11	10
Bench	12	27

	Period by Period Scoring		
	1st	2nd	TOT
HART	21	34	55
BAY	37	42	79



**Hartford at Baylor**

**Period 1**

**Quarter Starters:**

<b>BAY</b>	0 Thamba F	11 Vital M	12 Butler J	31 Teague M	45 Mitchell D
<b>HART</b>	0 Marks H	2 Mitchell D	12 Staff M	20 Williams A	25 Carter T

Game Time	BAY	Score	Diff	HART
20:00	0 THAMBA F jumpball lost			12 STAFM M jumpball won
19:45	11 VITAL M foul shooting (1 - 1)			2 MITCHELL D foul drawn (1)
19:44				2 MITCHELL D substitution out
19:44				11 HENRY P substitution in
19:44				12 STAFM M free throw 1 - 3 missed
19:44				offensive dead ball rebound (1)
19:44		<b>0-1</b>	<b>-1</b>	12 STAFM M free throw 2 - 3 made (1)
19:44				12 STAFM M free throw 3 - 3 missed
19:41	11 VITAL M defensive rebound (1)			
19:21	12 BUTLER J 3pt FG , jump shot made (3)	<b>3-1</b>	<b>2</b>	
19:21	45 MITCHELL D assist (1)			
19:01				11 HENRY P 3pt FG , jump shot missed
18:56	45 MITCHELL D defensive rebound (1)			
18:54	31 TEAGUE M 2pt FG outside the paint, pull up jump shot missed			
18:51				25 CARTER T defensive rebound (1)
18:42	jump ball situation			
18:42	12 BUTLER J steal (1)			25 CARTER T turnover lost ball (1)
18:25	12 BUTLER J 3pt FG from turnover, pull up jump shot missed			
18:21	0 THAMBA F offensive rebound (1)			
18:21	0 THAMBA F 2pt FG from turnover second chance in the paint, layup blocked			
18:21				12 STAFM M block (1)
18:19				11 HENRY P defensive rebound (1)
18:19	11 VITAL M foul personal (2 - 2)			11 HENRY P foul drawn (1)
18:19	11 VITAL M substitution out			
18:19	24 MAYER M substitution in			
18:01		<b>3-3</b>	<b>0</b>	11 HENRY P 2pt FG in the paint, driving layup made (2)
17:40	45 MITCHELL D 2pt FG outside the paint, floating jump shot missed			
17:37	0 THAMBA F offensive rebound (2)			
17:35	12 BUTLER J foul drawn (1)			11 HENRY P foul personal (1 - 1)
17:35				11 HENRY P substitution out
17:35				15 WEBLEY T substitution in
17:21	0 THAMBA F 2pt FG second chance in the paint, layup blocked			
17:21				15 WEBLEY T block (1)
17:21				15 WEBLEY T defensive rebound (1)
17:21	jump ball situation			
17:21				15 WEBLEY T substitution out
17:21				11 HENRY P substitution in
17:06	12 BUTLER J steal (2)			25 CARTER T turnover bad pass (2)
16:58	31 TEAGUE M turnover bad pass (1)			11 HENRY P steal (1)
16:56	12 BUTLER J foul personal (1 - 3)			25 CARTER T foul drawn (1)
16:56	0 THAMBA F substitution out			



**Hartford at Baylor**

**Officials:** Tony Padilla, Greg Nixon, Matt Potter

Game Time	BAY	Score	Diff	HART
16:56	23 TCHAMWA TCHATCHOUA J substitution in			
16:33				25 CARTER T 2pt FG from turnover outside the paint, pull up jump shot missed
16:31	45 MITCHELL D defensive rebound (2)			
16:29	24 MAYER M foul drawn (1)			20 WILLIAMS A foul shooting (1 - 2)
16:29	24 MAYER M free throw fast break 1 - 2 missed			
16:29	offensive dead ball rebound (1)			
16:29	24 MAYER M free throw fast break 2 - 2 made (1)	<b>4-3</b>	<b>1</b>	
16:12				25 CARTER T 2pt FG outside the paint, pull up jump shot blocked
16:12	45 MITCHELL D block (1)			
16:11				offensive rebound (4)
16:08		<b>4-5</b>	<b>-1</b>	11 HENRY P 2pt FG second chance in the paint, driving layup made (4)
16:08				25 CARTER T assist (1)
15:51	31 TEAGUE M 2pt FG in the paint, pull up jump shot made (2)	<b>6-5</b>	<b>1</b>	
15:51	12 BUTLER J assist (1)			
15:31				0 MARKS H turnover travel (1)
15:31	Timeout media			
15:16	45 MITCHELL D turnover travel (1)			
14:55				25 CARTER T 3pt FG from turnover, pull up jump shot missed
14:52	24 MAYER M defensive rebound (1)			
14:51	24 MAYER M turnover bad pass (1)			20 WILLIAMS A steal (1)
14:48				20 WILLIAMS A 2pt FG from turnover in the paint, layup blocked
14:48	45 MITCHELL D block (2)			
14:48				offensive rebound (5)
14:45	23 TCHAMWA TCHATCHOUA J foul personal (1 - 4)			12 STAFM M foul drawn (1)
14:43		<b>6-7</b>	<b>-1</b>	20 WILLIAMS A 2pt FG from turnover second chance in the paint, layup made (2)
14:43				25 CARTER T assist (2)
14:26	31 TEAGUE M 3pt FG , pull up jump shot missed			
14:22				20 WILLIAMS A defensive rebound (1)
14:03				25 CARTER T 3pt FG , pull up jump shot missed
14:00	12 BUTLER J defensive rebound (1)			
13:56	23 TCHAMWA TCHATCHOUA J 2pt FG in the paint, alleyoop missed			
13:53				20 WILLIAMS A defensive rebound (2)
13:41		<b>6-10</b>	<b>-4</b>	20 WILLIAMS A 3pt FG , jump shot made (5)
13:41				25 CARTER T assist (3)
13:20	23 TCHAMWA TCHATCHOUA J 2pt FG in the paint, alleyoop missed			
13:16	31 TEAGUE M offensive rebound (1)			
13:16	31 TEAGUE M 2pt FG second chance in the paint, layup made (4)	<b>8-10</b>	<b>-2</b>	
12:59				12 STAFM M turnover travel (1)
12:59	12 BUTLER J substitution out			
12:59	23 TCHAMWA TCHATCHOUA J substitution out			
12:59	0 THAMBA F substitution in			
12:59	10 FLAGLER A substitution in			
12:59				11 HENRY P substitution out
12:59				15 WEBLEY T substitution in



**Hartford at Baylor**

03/19/21 Lucas Oil Stadium, Indianapolis, IN  
 NCAA Division I Men's Basketball Championship - First Round

**Game Time:** 3:30 PM  
**Game Duration:** 2:03  
**Attendance:** 5,837

**Officials:** Tony Padilla, Greg Nixon, Matt Potter

Game Time	BAY	Score	Diff	HART
12:52	10 FLAGLER A 3pt FG from turnover, jump shot missed			
12:47				25 CARTER T defensive rebound (2)
12:29				25 CARTER T 2pt FG outside the paint, step back jump shot missed
12:27	45 MITCHELL D defensive rebound (3)			
12:22	31 TEAGUE M 3pt FG , jump shot missed			
12:20				defensive dead ball rebound (2)
12:20	45 MITCHELL D substitution out			
12:20	12 BUTLER J substitution in			
12:20				15 WEBLEY T substitution out
12:20				11 HENRY P substitution in
12:20	24 MAYER M substitution out			
12:20	11 VITAL M substitution in			
11:59				11 HENRY P 2pt FG in the paint, pull up jump shot missed
11:56	12 BUTLER J defensive rebound (2)			
11:51	Timeout media			
11:51	31 TEAGUE M substitution out			
11:51	45 MITCHELL D substitution in			
11:47	45 MITCHELL D foul drawn (1)			25 CARTER T foul personal (1 - 3)
11:47				11 HENRY P substitution out
11:47				15 WEBLEY T substitution in
11:37	12 BUTLER J 3pt FG , jump shot missed			
11:34	10 FLAGLER A offensive rebound (1)			
11:23	10 FLAGLER A 3pt FG second chance, jump shot made (3)	<b>11-10</b>	<b>1</b>	
11:23	45 MITCHELL D assist (2)			
11:02				0 MARKS H turnover travel (2)
11:02				15 WEBLEY T substitution out
11:02				11 HENRY P substitution in
10:51	45 MITCHELL D 2pt FG from turnover outside the paint, pull up jump shot made (2)	<b>13-10</b>	<b>3</b>	
10:20				20 WILLIAMS A 2pt FG in the paint, floating jump shot missed
10:15				20 WILLIAMS A offensive rebound (3)
10:09				0 MARKS H 2pt FG second chance in the paint, layup blocked
10:09	11 VITAL M block (1)			
10:09	11 VITAL M defensive rebound (2)			
10:09	jump ball situation			
10:09	12 BUTLER J substitution out			
10:09	31 TEAGUE M substitution in			
09:52	10 FLAGLER A 2pt FG outside the paint, floating jump shot missed			
09:49				25 CARTER T defensive rebound (3)
09:41	0 THAMBA F substitution out			
09:41	10 FLAGLER A substitution out			
09:41	12 BUTLER J substitution in			
09:41	23 TCHAMWA TCHATCHOUA J substitution in			
09:39		<b>13-12</b>	<b>1</b>	0 MARKS H 2pt FG in the paint, dunk, made (2)
09:39				25 CARTER T assist (4)
09:19	12 BUTLER J turnover travel (1)			
09:03	12 BUTLER J steal (3)			12 STAF L M turnover lost ball (2)
09:00	12 BUTLER J foul drawn (2)			11 HENRY P foul personal (2 - 4)



**Hartford at Baylor**

**Officials:** Tony Padilla, Greg Nixon, Matt Potter

Game Time	BAY	Score	Diff	HART
09:00				11 HENRY P substitution out
09:00				23 DUNNE M substitution in
08:52	45 MITCHELL D turnover lost ball (2)			
08:52	11 VITAL M substitution out			
08:52	24 MAYER M substitution in			
08:52				23 DUNNE M substitution out
08:52				11 HENRY P substitution in
08:33				12 STAFM M 2pt FG from turnover outside the paint, jump shot missed
08:30	24 MAYER M defensive rebound (2)			
08:24	12 BUTLER J 3pt FG , jump shot missed			
08:20				25 CARTER T defensive rebound (4)
08:01	23 TCHAMWA TCHATCHOUA J steal (1)			0 MARKS H turnover bad pass (3)
07:58	23 TCHAMWA TCHATCHOUA J turnover lost ball (1)			20 WILLIAMS A steal (2)
07:51		<b>13-14</b>	<b>-1</b>	12 STAFM M 2pt FG fast break from turnover in the paint, layup made (3)
07:51				20 WILLIAMS A assist (1)
07:47	24 MAYER M foul drawn (2)			25 CARTER T foul personal (2 - 5)
07:47	Timeout media			
07:47	31 TEAGUE M substitution out			
07:47	10 FLAGLER A substitution in			
07:33	23 TCHAMWA TCHATCHOUA J 2pt FG in the paint, dunk, made (2)	<b>15-14</b>	<b>1</b>	
07:33	12 BUTLER J assist (2)			
07:13				0 MARKS H 3pt FG , jump shot missed
07:10	23 TCHAMWA TCHATCHOUA J defensive rebound (1)			
07:00	24 MAYER M foul drawn (3)			0 MARKS H foul personal (1 - 6)
07:00				11 HENRY P substitution out
07:00				15 WEBLEY T substitution in
06:55	10 FLAGLER A 3pt FG , jump shot made (6)	<b>18-14</b>	<b>4</b>	
06:55	45 MITCHELL D assist (3)			
06:31	24 MAYER M steal (1)			25 CARTER T turnover lost ball (3)
06:27	23 TCHAMWA TCHATCHOUA J 2pt FG fast break from turnover in the paint, dunk, made (4)	<b>20-14</b>	<b>6</b>	
06:27	24 MAYER M assist (1)			
06:26				Timeout 30 Sec
06:26	Timeout media			
06:26				15 WEBLEY T substitution out
06:26				11 HENRY P substitution in
06:03		<b>20-17</b>	<b>3</b>	12 STAFM M 3pt FG , jump shot made (6)
06:03				20 WILLIAMS A assist (2)
05:45	12 BUTLER J 2pt FG in the paint, driving layup made (5)	<b>22-17</b>	<b>5</b>	
05:15				11 HENRY P 3pt FG , jump shot missed
05:11	23 TCHAMWA TCHATCHOUA J defensive rebound (2)			
05:10	12 BUTLER J turnover lost ball (2)			25 CARTER T steal (1)
04:58				20 WILLIAMS A 3pt FG from turnover, jump shot missed
04:54	24 MAYER M defensive rebound (3)			
04:43	23 TCHAMWA TCHATCHOUA J 2pt FG in the paint, alleyoop missed			
04:42				0 MARKS H defensive rebound (1)
04:42	jump ball situation			



**Hartford at Baylor**

03/19/21 Lucas Oil Stadium, Indianapolis, IN  
 NCAA Division I Men's Basketball Championship - First Round

**Game Time:** 3:30 PM  
**Game Duration:** 2:03  
**Attendance:** 5,837

**Officials:** Tony Padilla, Greg Nixon, Matt Potter

Game Time	BAY	Score	Diff	HART
04:42	23 TCHAMWA TCHATCHOUA J substitution out			
04:42	24 MAYER M substitution out			
04:42	0 THAMBA F substitution in			
04:42	31 TEAGUE M substitution in			
04:24	jump ball situation			
04:24	45 MITCHELL D steal (1)			20 WILLIAMS A turnover lost ball (1)
04:08	45 MITCHELL D 2pt FG from turnover in the paint, floating jump shot made (4)	<b>24-17</b>	<b>7</b>	
03:59		<b>24-20</b>	<b>4</b>	25 CARTER T 3pt FG , pull up jump shot made (3)
03:43	12 BUTLER J 2pt FG outside the paint, floating jump shot made (7)	<b>26-20</b>	<b>6</b>	
03:17				12 STAFL M 2pt FG outside the paint, jump shot missed
03:14	45 MITCHELL D defensive rebound (4)			
03:06	12 BUTLER J foul drawn (3)			11 HENRY P foul personal (3 - 7)
03:06	Timeout media			
03:06				11 HENRY P substitution out
03:06				23 DUNNE M substitution in
03:06	12 BUTLER J 1&1 free throw 1 made (8)	<b>27-20</b>	<b>7</b>	
03:06	12 BUTLER J 1&1 free throw 2 made (9)	<b>28-20</b>	<b>8</b>	
02:57	45 MITCHELL D steal (2)			25 CARTER T turnover bad pass (4)
02:54	12 BUTLER J 3pt FG from turnover, pull up jump shot missed			
02:51				20 WILLIAMS A defensive rebound (4)
02:33	45 MITCHELL D foul drawn (2)			20 WILLIAMS A foul offensive (2 - 8)
02:33				20 WILLIAMS A turnover offensive (2)
02:24	31 TEAGUE M 3pt FG from turnover, jump shot made (7)	<b>31-20</b>	<b>11</b>	
02:24	12 BUTLER J assist (3)			
02:07	45 MITCHELL D foul personal (1 - 5)			25 CARTER T foul drawn (2)
02:06				23 DUNNE M turnover out of bounds (1)
01:52	10 FLAGLER A foul offensive (1 - 6)			0 MARKS H foul drawn (1)
01:52	10 FLAGLER A turnover offensive (1)			
01:43	31 TEAGUE M steal (1)			23 DUNNE M turnover bad pass (2)
01:39	31 TEAGUE M 2pt FG fast break from turnover in the paint, driving layup made (9)	<b>33-20</b>	<b>13</b>	
01:23				25 CARTER T 3pt FG , jump shot missed
01:19	10 FLAGLER A defensive rebound (2)			
01:14	45 MITCHELL D 2pt FG fast break in the paint, driving layup made (6)	<b>35-20</b>	<b>15</b>	
00:53				25 CARTER T 3pt FG , jump shot missed
00:49				offensive rebound (14)
00:49	Timeout 30 Sec			
00:42				20 WILLIAMS A 2pt FG second chance in the paint, driving layup missed
00:41	defensive rebound (19)			
00:31	31 TEAGUE M 2pt FG in the paint, driving layup made (11)	<b>37-20</b>	<b>17</b>	
00:31	12 BUTLER J assist (4)			
00:09	12 BUTLER J foul personal (2 - 7)			0 MARKS H foul drawn (2)
00:09		<b>37-21</b>	<b>16</b>	0 MARKS H 1&1 free throw 1 made (3)
00:09				0 MARKS H 1&1 free throw 2 missed
00:08	12 BUTLER J defensive rebound (3)			
00:02	12 BUTLER J 2pt FG in the paint, driving layup blocked			
00:02				12 STAFL M block (2)



Official Basketball Play by Play - First Half

### Hartford at Baylor

03/19/21 Lucas Oil Stadium, Indianapolis, IN  
NCAA Division I Men's Basketball Championship - First Round

**Game Time:** 3:30 PM  
**Game Duration:** 2:03  
**Attendance:** 5,837

**Officials:** Tony Padilla, Greg Nixon, Matt Potter

Game Time	BAY	Score	Diff	HART
00:00				23 DUNNE M defensive rebound (1)
00:00				23 DUNNE M 3pt FG , jump shot missed
00:00				offensive dead ball rebound (3)
<b>END OF PERIOD</b>				
<b>BAY 37-21 HART</b>				



**Hartford at Baylor**

Officials: Tony Padilla, Greg Nixon, Matt Potter

**Hartford - 21**

NO.	Name	F	Min	FG			Rebounds			Fouls		TP	AS	TO	ST	Blocks		+/-
				M-A	3P	FT	OR	DR	TOT	PF	FD					BS	BA	
0	Hunter Marks	F	20:00	1-3	0-1	1-2	0	1	1	1	2	3	0	3	0	0	1	-16
12	Miroslav Staffl	F	20:00	2-4	1-1	1-3	0	0	0	0	1	6	0	2	0	2	0	-16
2	D.J. Mitchell	G	00:16	0-0	0-0	0-0	0	0	0	0	1	0	0	0	0	0	0	0
20	Austin Williams	G	20:00	2-6	1-2	0-0	1	3	4	2	0	5	2	2	2	0	1	-16
25	Traci Carter	G	20:00	1-8	1-5	0-0	0	4	4	2	2	3	4	4	1	0	1	-16
11	PJ Henry		14:18	2-5	0-2	0-0	0	1	1	3	1	4	0	0	1	0	0	2
15	Thomas Webley		02:12	0-0	0-0	0-0	0	1	1	0	0	0	0	0	0	1	0	-8
23	Michael Dunne		03:14	0-1	0-1	0-0	0	1	1	0	0	0	0	2	0	0	0	-10
Team							3	0	3			0		0				
<b>Totals</b>				8-27	3-12	2-5	4	11	15	8	7	21	6	13	4	3	3	-16

Shooting By Period		
1st FG%	8-27	29.6%
3PT%	3-12	25.0%
FT%	2-5	40%
GM FG%	8-27	29.6%
3PT%	3-12	25.0%
FT%	2-5	40.0%

Dead Ball Rebounds: 2, 1

Technical Fouls::NONE

**Baylor - 37**

NO.	Name	F	Min	FG			Rebounds			Fouls		TP	AS	TO	ST	Blocks		+/-
				M-A	3P	FT	OR	DR	TOT	PF	FD					BS	BA	
0	Flo Thamba	F	11:04	0-2	0-0	0-0	2	0	2	0	0	0	0	0	0	0	2	16
11	Mark Vital	F	05:09	0-0	0-0	0-0	0	2	2	2	0	0	0	0	0	1	0	5
12	Jared Butler	G	18:53	3-8	1-5	2-2	0	3	3	2	3	9	4	2	3	0	1	16
31	MaCio Teague	G	15:13	5-8	1-3	0-0	1	0	1	0	0	11	0	1	1	0	0	5
45	Davion Mitchell	G	19:31	3-4	0-0	0-0	0	4	4	1	2	6	3	2	2	2	0	16
24	Matthew Mayer		10:09	0-0	0-0	1-2	0	3	3	0	3	1	1	1	1	0	0	0
23	Jonathan Tchamwa Tchatchoua		08:56	2-5	0-0	0-0	0	2	2	1	0	4	0	1	1	0	0	0
10	Adam Flagler		11:05	2-4	2-3	0-0	1	1	2	1	0	6	0	1	0	0	0	22
Team							0	1	1			0		0				
<b>Totals</b>				15-31	4-11	3-4	4	16	20	7	8	37	8	8	8	3	3	16

Shooting By Period		
1st FG%	15-31	48.4%
3PT%	4-11	36.4%
FT%	3-4	75%
GM FG%	15-31	48.4%
3PT%	4-11	36.4%
FT%	3-4	75.0%

Dead Ball Rebounds: 1, 0

Technical Fouls::NONE

	HART	BAY
Biggest lead	4 (1 <sup>st</sup> 13:41)	17 (1 <sup>st</sup> 0:31)
Best Scoring Run	5(1 <sup>st</sup> 13:41)	13(1 <sup>st</sup> 0:31)
Lead Changes	7	
Times Tied	1	
Time with Lead	04:18	13:54

	HART	BAY
Points from		
Turnovers	4	11
Paint	10	18
Second Chance	4	5
Fast Breaks	2	7
Bench	4	11

	Period by Period Scoring		
	1st	2nd	TOT
HART	21	34	55
BAY	37	42	79





**Officials:** Tony Padilla, Greg Nixon, Matt Potter

**Period 2**

**Quarter Starters:**

<b>BAY</b>	0 Thamba F	11 Vital M	12 Butler J	31 Teague M	45 Mitchell D
<b>HART</b>	0 Marks H	11 Henry P	12 StafL M	20 Williams A	25 Carter T

Game Time	BAY	Score	Diff	HART
20:00	10 FLAGLER A substitution out			
20:00	11 VITAL M substitution in			
20:00				23 DUNNE M substitution out
20:00				11 HENRY P substitution in
19:41				12 STAF L M 2pt FG in the paint, hook shot missed
19:38	31 TEAGUE M defensive rebound (2)			
19:27	45 MITCHELL D 3pt FG , jump shot missed			
19:23				25 CARTER T defensive rebound (5)
19:21				25 CARTER T 3pt FG , pull up jump shot missed
19:18	0 THAMBA F defensive rebound (3)			
19:10	12 BUTLER J 2pt FG outside the paint, floating jump shot missed			
19:08	offensive dead ball rebound (2)			
19:08	12 BUTLER J foul drawn (4)			25 CARTER T foul loose ball (3 - 1)
19:07	31 TEAGUE M 3pt FG second chance, jump shot made (14)	<b>40-21</b>	<b>19</b>	
19:07	12 BUTLER J assist (5)			
18:47				0 MARKS H 3pt FG , jump shot missed
18:42	45 MITCHELL D defensive rebound (5)			
18:35	31 TEAGUE M 2pt FG in the paint, layup missed			
18:33	11 VITAL M offensive rebound (3)			
18:28	45 MITCHELL D 3pt FG second chance, pull up jump shot missed			
18:26				defensive dead ball rebound (4)
18:26	11 VITAL M foul loose ball (3 - 1)			25 CARTER T foul drawn (3)
18:16	31 TEAGUE M foul personal (1 - 2)			20 WILLIAMS A foul drawn (1)
18:05	12 BUTLER J steal (4)			25 CARTER T turnover bad pass (5)
18:04	12 BUTLER J turnover dribbling violation (3)			
17:56	jump ball situation			
17:56	0 THAMBA F steal (1)			11 HENRY P turnover lost ball (1)
17:34	45 MITCHELL D 3pt FG from turnover, pull up jump shot made (9)	<b>43-21</b>	<b>22</b>	
17:13				20 WILLIAMS A 3pt FG , jump shot missed
17:09	11 VITAL M defensive rebound (4)			
16:53	12 BUTLER J 3pt FG , jump shot missed			
16:50				20 WILLIAMS A defensive rebound (5)
16:37		<b>43-23</b>	<b>20</b>	12 STAF L M 2pt FG in the paint, layup made (8)
16:37				0 MARKS H assist (1)
16:14	31 TEAGUE M 3pt FG , jump shot missed			
16:10				defensive rebound (18)
16:10	0 THAMBA F substitution out			
16:10	12 BUTLER J substitution out			
16:10	10 FLAGLER A substitution in			
16:10	23 TCHAMWA TCHATCHOUA J substitution in			
15:55	10 FLAGLER A steal (1)			11 HENRY P turnover lost ball (2)



**Hartford at Baylor**

03/19/21 Lucas Oil Stadium, Indianapolis, IN  
 NCAA Division I Men's Basketball Championship - First Round

**Game Time:** 3:30 PM  
**Game Duration:** 2:03  
**Attendance:** 5,837

**Officials:** Tony Padilla, Greg Nixon, Matt Potter

Game Time	BAY	Score	Diff	HART
15:54	10 FLAGLER A foul drawn (1)			12 STAFL M foul personal (1 - 2)
15:54	Timeout media			
15:38	45 MITCHELL D 3pt FG from turnover, pull up jump shot missed			
15:33	31 TEAGUE M offensive rebound (3)			
15:30	31 TEAGUE M 3pt FG from turnover second chance, jump shot missed			
15:28				0 MARKS H defensive rebound (2)
15:23		<b>43-26</b>	<b>17</b>	25 CARTER T 3pt FG fast break, pull up jump shot made (6)
15:03	10 FLAGLER A 3pt FG , jump shot missed			
15:01				25 CARTER T defensive rebound (6)
14:54				25 CARTER T turnover travel (6)
14:54	45 MITCHELL D substitution out			
14:54	12 BUTLER J substitution in			
14:42	23 TCHAMWA TCHATCHOUA J 2pt FG from turnover in the paint, layup blocked			
14:42				0 MARKS H block (1)
14:39				11 HENRY P defensive rebound (2)
14:38	12 BUTLER J foul personal (3 - 3)			11 HENRY P foul drawn (2)
14:24	10 FLAGLER A steal (2)			25 CARTER T turnover bad pass (7)
14:21	10 FLAGLER A turnover bad pass (2)			11 HENRY P steal (2)
14:19	11 VITAL M foul shooting (4 - 4)			11 HENRY P foul drawn (3)
14:19		<b>43-27</b>	<b>16</b>	11 HENRY P free throw 1 - 2 made (5)
14:19		<b>43-28</b>	<b>15</b>	11 HENRY P free throw 2 - 2 made (6)
14:19	11 VITAL M foul class A technical (5 - 5)			
14:19		<b>43-29</b>	<b>14</b>	25 CARTER T free throw 1 - 2 made (7)
14:19		<b>43-30</b>	<b>13</b>	25 CARTER T free throw 2 - 2 made (8)
14:19	11 VITAL M substitution out			
14:19	24 MAYER M substitution in			
14:08	24 MAYER M 2pt FG in the paint, layup blocked			
14:08				12 STAFL M block (3)
14:05				25 CARTER T defensive rebound (7)
13:57				0 MARKS H 2pt FG in the paint, layup missed
13:55	24 MAYER M defensive rebound (4)			
13:41	31 TEAGUE M 3pt FG , jump shot made (17)	<b>46-30</b>	<b>16</b>	
13:41	12 BUTLER J assist (6)			
13:11				25 CARTER T 3pt FG , pull up jump shot blocked
13:11	31 TEAGUE M block (1)			
13:07				12 STAFL M offensive rebound (1)
13:06				12 STAFL M 2pt FG second chance in the paint, turnaround jump shot missed
13:03	24 MAYER M defensive rebound (5)			
12:55	31 TEAGUE M 2pt FG in the paint, driving layup missed			
12:53				12 STAFL M defensive rebound (2)
12:49				11 HENRY P 3pt FG , jump shot missed
12:45	24 MAYER M defensive rebound (6)			
12:40	24 MAYER M 3pt FG , jump shot missed			
12:37	10 FLAGLER A offensive rebound (3)			
12:25	12 BUTLER J 2pt FG second chance in the paint, driving layup missed			
12:22	23 TCHAMWA TCHATCHOUA J offensive rebound (3)			



**Hartford at Baylor**

03/19/21 Lucas Oil Stadium, Indianapolis, IN  
 NCAA Division I Men's Basketball Championship - First Round

**Game Time:** 3:30 PM  
**Game Duration:** 2:03  
**Attendance:** 5,837

**Officials:** Tony Padilla, Greg Nixon, Matt Potter

Game Time	BAY	Score	Diff	HART
12:22	23 TCHAMWA TCHATCHOUA J 2pt FG second chance in the paint, layup missed			
12:21				20 WILLIAMS A defensive rebound (6)
12:12				25 CARTER T 2pt FG outside the paint, pull up jump shot missed
12:09	12 BUTLER J defensive rebound (4)			
12:05	10 FLAGLER A foul drawn (2)			12 STAFM M foul flagrant 1 (2 - 3)
12:05	Timeout media			
12:05	23 TCHAMWA TCHATCHOUA J substitution out			
12:05	31 TEAGUE M substitution out			
12:05	0 THAMBA F substitution in			
12:05	45 MITCHELL D substitution in			
12:05				12 STAFM M substitution out
12:05				15 WEBLEY T substitution in
12:05	10 FLAGLER A free throw fast break 1 - 2 missed			
12:05	offensive dead ball rebound (3)			
12:05	10 FLAGLER A free throw fast break 2 - 2 made (7)	<b>47-30</b>	<b>17</b>	
11:56	24 MAYER M 3pt FG , pull up jump shot made (4)	<b>50-30</b>	<b>20</b>	
11:34	45 MITCHELL D foul personal (2 - 6)			11 HENRY P foul drawn (4)
11:30				11 HENRY P 2pt FG in the paint, floating jump shot missed
11:26				15 WEBLEY T offensive rebound (2)
11:26	jump ball situation			
11:18				0 MARKS H 2pt FG second chance in the paint, floating jump shot missed
11:15	24 MAYER M defensive rebound (7)			
11:04	45 MITCHELL D 3pt FG , jump shot made (12)	<b>53-30</b>	<b>23</b>	
11:04	12 BUTLER J assist (7)			
10:48	0 THAMBA F foul shooting (1 - 7)			25 CARTER T foul drawn (4)
10:48		<b>53-31</b>	<b>22</b>	25 CARTER T free throw 1 - 3 made (9)
10:48		<b>53-32</b>	<b>21</b>	25 CARTER T free throw 2 - 3 made (10)
10:48		<b>53-33</b>	<b>20</b>	25 CARTER T free throw 3 - 3 made (11)
10:33	0 THAMBA F foul drawn (1)			15 WEBLEY T foul shooting (1 - 4)
10:33	0 THAMBA F free throw 1 - 2 missed			
10:33	offensive dead ball rebound (4)			
10:33	0 THAMBA F free throw 2 - 2 made (1)	<b>54-33</b>	<b>21</b>	
10:16	45 MITCHELL D steal (3)			20 WILLIAMS A turnover lost ball (3)
10:12	24 MAYER M 2pt FG from turnover in the paint, layup missed			
10:09	24 MAYER M offensive rebound (8)			
10:09	24 MAYER M 2pt FG fast break from turnover second chance in the paint, layup made (6)	<b>56-33</b>	<b>23</b>	
09:55	24 MAYER M foul personal (1 - 8)			20 WILLIAMS A foul drawn (2)
09:55				15 WEBLEY T substitution out
09:55				12 STAFM M substitution in
09:55	10 FLAGLER A substitution out			
09:55	31 TEAGUE M substitution in			
09:55		<b>56-34</b>	<b>22</b>	20 WILLIAMS A free throw 1 - 1 made (6)
09:55				12 STAFM M turnover lane violation (3)
09:39	31 TEAGUE M 3pt FG from turnover, jump shot made (20)	<b>59-34</b>	<b>25</b>	
09:39	12 BUTLER J assist (8)			
09:20		<b>59-37</b>	<b>22</b>	20 WILLIAMS A 3pt FG , jump shot made (9)



**Hartford at Baylor**

03/19/21 Lucas Oil Stadium, Indianapolis, IN  
 NCAA Division I Men's Basketball Championship - First Round

**Game Time:** 3:30 PM  
**Game Duration:** 2:03  
**Attendance:** 5,837

**Officials:** Tony Padilla, Greg Nixon, Matt Potter

Game Time	BAY	Score	Diff	HART
09:20				11 HENRY P assist (1)
08:56	0 THAMBA F 2pt FG in the paint, dunk, made (3)	<b>61-37</b>	<b>24</b>	
08:56	12 BUTLER J assist (9)			
08:44				20 WILLIAMS A 3pt FG , jump shot blocked
08:44	24 MAYER M block (1)			
08:41				0 MARKS H offensive rebound (3)
08:41		<b>61-39</b>	<b>22</b>	20 WILLIAMS A 2pt FG second chance in the paint, layup made (11)
08:27	12 BUTLER J 2pt FG in the paint, driving layup blocked			
08:27				20 WILLIAMS A block (1)
08:19	45 MITCHELL D offensive rebound (6)			
08:18	12 BUTLER J 3pt FG second chance, jump shot missed			
08:15				25 CARTER T defensive rebound (8)
08:13		<b>61-41</b>	<b>20</b>	20 WILLIAMS A 2pt FG fast break in the paint, driving layup made (13)
08:13				25 CARTER T assist (5)
07:49	12 BUTLER J 2pt FG in the paint, floating jump shot made (11)	<b>63-41</b>	<b>22</b>	
07:46	Timeout 30 Sec			
07:46	Timeout media			
07:46	12 BUTLER J substitution out			
07:46	10 FLAGLER A substitution in			
07:35				11 HENRY P 2pt FG in the paint, driving layup blocked
07:35	0 THAMBA F block (1)			
07:31	0 THAMBA F defensive rebound (4)			
07:31	31 TEAGUE M foul drawn (1)			25 CARTER T foul personal (4 - 5)
07:31	Timeout media			
07:14	0 THAMBA F 2pt FG in the paint, dunk, made (5)	<b>65-41</b>	<b>24</b>	
07:14	10 FLAGLER A assist (1)			
06:53				11 HENRY P 3pt FG , jump shot missed
06:49	31 TEAGUE M defensive rebound (4)			
06:43	45 MITCHELL D 3pt FG , jump shot missed			
06:39	10 FLAGLER A offensive rebound (4)			
06:38	10 FLAGLER A 2pt FG second chance outside the paint, pull up jump shot made (9)	<b>67-41</b>	<b>26</b>	
06:10		<b>67-43</b>	<b>24</b>	20 WILLIAMS A 2pt FG in the paint, driving layup made (15)
05:49	31 TEAGUE M 2pt FG in the paint, layup missed			
05:45	24 MAYER M offensive rebound (9)			
05:44	31 TEAGUE M 2pt FG second chance in the paint, jump shot made (22)	<b>69-43</b>	<b>26</b>	
05:44	24 MAYER M assist (2)			
05:29		<b>69-45</b>	<b>24</b>	0 MARKS H 2pt FG in the paint, layup made (5)
05:29				25 CARTER T assist (6)
05:28				Timeout 30 Sec
05:28	0 THAMBA F substitution out			
05:28	31 TEAGUE M substitution out			
05:28	45 MITCHELL D substitution out			
05:28	4 CRYER L substitution in			
05:28	12 BUTLER J substitution in			
05:28	23 TCHAMWA TCHATCHOUA J substitution in			
05:28				12 STAFM substitution out



**Hartford at Baylor**

03/19/21 Lucas Oil Stadium, Indianapolis, IN  
 NCAA Division I Men's Basketball Championship - First Round

**Game Time:** 3:30 PM  
**Game Duration:** 2:03  
**Attendance:** 5,837

**Officials:** Tony Padilla, Greg Nixon, Matt Potter

Game Time	BAY	Score	Diff	HART
05:28				15 WEBLEY T substitution in
05:11	12 BUTLER J 2pt FG outside the paint, pull up jump shot made (13)	<b>71-45</b>	<b>26</b>	
04:52	12 BUTLER J steal (5)			20 WILLIAMS A turnover bad pass (4)
04:47	24 MAYER M 2pt FG from turnover in the paint, dunk, missed			
04:46				defensive rebound (29)
04:46				15 WEBLEY T substitution out
04:46				12 STAF L M substitution in
04:28		<b>71-47</b>	<b>24</b>	20 WILLIAMS A 2pt FG in the paint, driving layup made (17)
04:07	12 BUTLER J 3pt FG , pull up jump shot missed			
04:03				12 STAF L M defensive rebound (3)
04:02	24 MAYER M steal (2)			12 STAF L M turnover bad pass (4)
03:59	24 MAYER M 2pt FG from turnover in the paint, layup made (8)	<b>73-47</b>	<b>26</b>	
03:32				11 HENRY P turnover lost ball (3)
03:32	Timeout media			
03:32	24 MAYER M substitution out			
03:32	5 TURNER J substitution in			
03:32				12 STAF L M substitution out
03:32				15 WEBLEY T substitution in
03:17	5 TURNER J 2pt FG from turnover in the paint, driving layup missed			
03:14				25 CARTER T defensive rebound (9)
03:09				20 WILLIAMS A 3pt FG , jump shot missed
03:05	4 CRYER L defensive rebound (1)			
02:57	4 CRYER L 3pt FG , jump shot missed			
02:53	4 CRYER L offensive rebound (2)			
02:39	10 FLAGLER A 3pt FG second chance, jump shot made (12)	<b>76-47</b>	<b>29</b>	
02:39	23 TCHAMWA TCHATCHOUA J assist (1)			
02:20	23 TCHAMWA TCHATCHOUA J foul shooting (2 - 9)			20 WILLIAMS A foul drawn (3)
02:20		<b>76-48</b>	<b>28</b>	20 WILLIAMS A free throw 1 - 2 made (18)
02:20	10 FLAGLER A substitution out			
02:20	12 BUTLER J substitution out			
02:20	23 TCHAMWA TCHATCHOUA J substitution out			
02:20	13 MOFFATT J substitution in			
02:20	32 LOVEDAY Z substitution in			
02:20	35 PATERSON M substitution in			
02:20		<b>76-49</b>	<b>27</b>	20 WILLIAMS A free throw 2 - 2 made (19)
02:20				25 CARTER T substitution out
02:20				1 MCCLAIN B substitution in
02:05	4 CRYER L 3pt FG , pull up jump shot missed			
02:00	5 TURNER J offensive rebound (1)			
01:59	5 TURNER J 2pt FG second chance in the paint, layup blocked			
01:59				15 WEBLEY T block (2)
01:56				20 WILLIAMS A defensive rebound (7)
01:55		<b>76-51</b>	<b>25</b>	11 HENRY P 2pt FG fast break in the paint, driving layup made (8)
01:55				20 WILLIAMS A assist (3)
01:43	13 MOFFATT J 3pt FG , jump shot missed			
01:36				0 MARKS H defensive rebound (4)
01:36	13 MOFFATT J foul drawn (1)			11 HENRY P foul offensive (4 - 6)



Official Basketball Play by Play - Second Half

**Hartford at Baylor**

03/19/21 Lucas Oil Stadium, Indianapolis, IN  
 NCAA Division I Men's Basketball Championship - First Round

**Game Time:** 3:30 PM  
**Game Duration:** 2:03  
**Attendance:** 5,837

**Officials:** Tony Padilla, Greg Nixon, Matt Potter

Game Time	BAY	Score	Diff	HART
01:36				11 HENRY P turnover offensive (4)
01:22	4 CRYER L foul drawn (1)			11 HENRY P foul shooting (5 - 7)
01:22	4 CRYER L free throw 1 - 2 made (1)	<b>77-51</b>	<b>26</b>	
01:22				0 MARKS H substitution out
01:22				11 HENRY P substitution out
01:22				15 WEBLEY T substitution out
01:22				20 WILLIAMS A substitution out
01:22				3 DOMBEK J substitution in
01:22				5 MCCRAVY C substitution in
01:22				14 SIPKOVSKY R substitution in
01:22				21 HOBBS M substitution in
01:22	4 CRYER L free throw 2 - 2 missed			
01:21				1 MCCLAIN B defensive rebound (1)
01:13				1 MCCLAIN B 2pt FG outside the paint, jump shot missed
01:10	5 TURNER J defensive rebound (2)			
00:59	4 CRYER L 3pt FG , jump shot missed			
00:56				14 SIPKOVSKY R defensive rebound (1)
00:50		<b>77-53</b>	<b>24</b>	1 MCCLAIN B 2pt FG fast break in the paint, driving layup made (2)
00:31	35 PATERSON M 2pt FG in the paint, layup made (2)	<b>79-53</b>	<b>26</b>	
00:29				Timeout 30 Sec
00:29				21 HOBBS M substitution out
00:29				22 GRAY A substitution in
00:22		<b>79-55</b>	<b>24</b>	1 MCCLAIN B 2pt FG in the paint, driving layup made (4)
<b>END OF GAME</b>				
<b>BAY 79-55 HART</b>				



**Hartford at Baylor**

03/19/21 Lucas Oil Stadium, Indianapolis, IN  
NCAA Division I Men's Basketball Championship - First Round

Game Time: 3:30 PM  
Game Duration: 2:03  
Attendance: 5,837

Officials: Tony Padilla, Greg Nixon, Matt Potter

**Hartford - 34**

NO.	Name	Min	FG			Rebounds			Fouls		TP	AS	TO	ST	Blocks		+/-
			M-A	M-A	M-A	OR	DR	TOT	PF	FD					BS	BA	
0	Hunter Marks	F 18:38	1-4	0-1	0-0	1	2	3	0	0	2	1	0	0	1	0	-10
12	Miroslav Staffl	F 13:36	1-3	0-0	0-0	1	2	3	2	0	2	0	2	0	1	0	-1
2	D.J. Mitchell	G 00:00	0-0	0-0	0-0	0	0	0	0	0	0	0	0	0	0	0	0
20	Austin Williams	G 18:38	5-8	1-4	3-3	0	3	3	0	3	14	1	2	0	1	1	-10
25	Traci Carter	G 17:40	1-4	1-3	5-5	0	5	5	2	2	8	2	3	0	0	1	-11
23	Michael Dunne	00:00	0-0	0-0	0-0	0	0	0	0	0	0	0	0	0	0	0	0
11	PJ Henry	18:38	1-5	0-2	2-2	0	1	1	2	3	4	1	4	1	0	1	-10
15	Thomas Webley	05:02	0-0	0-0	0-0	1	0	1	1	0	0	0	0	0	1	0	-9
1	Briggs McClain	02:20	2-3	0-0	0-0	0	1	1	0	0	4	0	0	0	0	0	3
3	Jakub Dombek	01:22	0-0	0-0	0-0	0	0	0	0	0	0	0	0	0	0	0	2
5	Cameron McCravy	01:22	0-0	0-0	0-0	0	0	0	0	0	0	0	0	0	0	0	2
14	Rastislav Sipkovsky	01:22	0-0	0-0	0-0	0	1	1	0	0	0	0	0	0	0	0	2
21	Matt Hobbs	00:53	0-0	0-0	0-0	0	0	0	0	0	0	0	0	0	0	0	0
22	AJ Gray	00:29	0-0	0-0	0-0	0	0	0	0	0	0	0	0	0	0	0	2
Team						0	2	2			0						
<b>Totals</b>			11-27	2-10	10-10	3	17	20	7	8	34	5	11	1	4	3	-8

Shooting By Period		
2 <sup>nd</sup> FG%	11-27	40.7%
3PT%	2-10	20.0%
FT%	10-10	100%
GM FG%	11-27	40.7%
3PT%	2-10	20.0%
FT%	10-10	100.0%

Dead Ball Rebounds: 0, 1

Technical Fouls::NONE

**Baylor - 42**

NO.	Name	Min	FG			Rebounds			Fouls		TP	AS	TO	ST	Blocks		+/-
			M-A	M-A	M-A	OR	DR	TOT	PF	FD					BS	BA	
0	Flo Thamba	F 10:27	2-2	0-0	1-2	0	2	2	1	1	5	0	0	1	1	0	12
11	Mark Vital	F 05:41	0-0	0-0	0-0	1	1	2	3	0	0	0	0	0	0	0	-3
12	Jared Butler	G 14:06	2-8	0-3	0-0	0	1	1	1	1	4	5	1	2	0	1	13
31	MaCio Teague	G 12:22	4-9	3-5	0-0	1	2	3	1	1	11	0	0	0	1	0	1
45	Davion Mitchell	G 11:43	2-6	2-6	0-0	1	1	2	1	0	6	0	0	1	0	0	9
10	Adam Flagler	11:41	2-3	1-2	1-2	2	0	2	0	2	6	1	1	2	0	0	9
23	Jonathan Tchamwa Tchatchoua	07:13	0-2	0-0	0-0	1	0	1	1	0	0	1	0	0	0	1	0
24	Matthew Mayer	10:47	3-7	1-2	0-0	2	4	6	1	0	7	1	0	1	1	1	13
4	LJ Cryer	05:28	0-3	0-3	1-2	1	1	2	0	1	1	0	0	0	0	0	0
5	Jordan Turner	03:32	0-2	0-0	0-0	1	1	2	0	0	0	0	0	0	0	1	-2
13	Jackson Moffatt	02:20	0-1	0-1	0-0	0	0	0	0	1	0	0	0	0	0	0	-4
32	Zach Loveday	02:20	0-0	0-0	0-0	0	0	0	0	0	0	0	0	0	0	0	-4
35	Mark Paterson	02:20	1-1	0-0	0-0	0	0	0	0	0	2	0	0	0	0	0	-4
Team						0	0	0			0						
<b>Totals</b>			16-44	7-22	3-6	10	13	23	9	7	42	8	2	7	3	4	8

Shooting By Period		
2 <sup>nd</sup> FG%	16-44	36.4%
3PT%	7-22	31.8%
FT%	3-6	50%
GM FG%	16-44	36.4%
3PT%	7-22	31.8%
FT%	3-6	50.0%

Dead Ball Rebounds: 3, 0

Technical Fouls:Vital 2<sup>nd</sup>14:19

	HART	BAY
Biggest lead	0 (1 <sup>st</sup> 20:00)	29 (2 <sup>nd</sup> 2:39)
Best Scoring Run	9(2 <sup>nd</sup> 14:19)	10(2 <sup>nd</sup> 11:04)
Lead Changes	0	
Times Tied	0	
Time with Lead	00:00	19:41

Points from	HART	BAY
Turnovers	2	11
Paint	18	14
Second Chance	2	12
Fast Breaks	9	3
Bench	8	16

	Period by Period Scoring		
	1st	2nd	TOT
HART	21	34	55
BAY	37	42	79



**Hartford at Baylor**

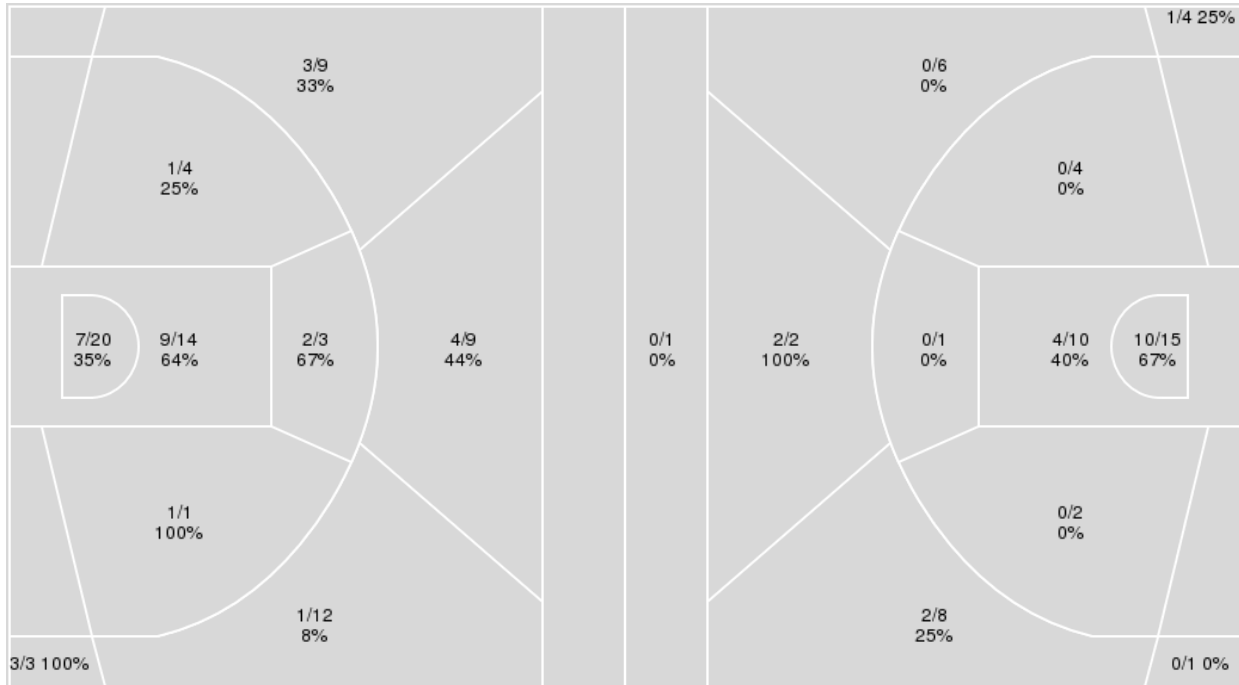
**Officials:** Tony Padilla, Greg Nixon, Matt Potter

{ Players => All; } FG Types => All; Results => All;

{ Players => All; } FG Types => All; Results => All;

**Baylor**

**Hartford**



<b>Baylor</b>	<b>M/A</b>	<b>%</b>
Field Goals	31/75	41
2 Points	20/42	48
3 Points	11/33	33
Free Throws	6/10	60

<b>Hartford</b>	<b>M/A</b>	<b>%</b>
Field Goals	19/54	35
2 Points	14/32	44
3 Points	5/22	23
Free Throws	12/15	80





**Hartford at Baylor**

03/19/21 Lucas Oil Stadium, Indianapolis, IN  
 NCAA Division I Men's Basketball Championship - First Round

**Game Time:** 3:30 PM  
**Game Duration:** 2:03  
**Attendance:** 5,837

**Officials:** Tony Padilla, Greg Nixon, Matt Potter

**Hartford**

No	Name	Mins		Score		Points Diff		Points per Min		Assists		Rebounds		Steals		Turnovers	
		On	Off	On	Off	On	Off	On	Off	On	Off	On	Off	On	Off	On	Off
0	Hunter Marks	38:38	01:22	51 - 77	4 - 2	-26	2	1.32	2.93	11	0	33	2	5	0	24	0
1	Briggs McClain	02:20	37:40	6 - 3	49 - 76	3	-27	2.57	1.30	1	10	4	31	0	5	1	23
2	D.J. Mitchell	00:16	39:44	0 - 0	55 - 79	0	-24	0.00	1.38	0	11	0	35	0	5	0	24
3	Jakub Dombek	01:22	38:38	4 - 2	51 - 77	2	-26	2.93	1.32	0	11	2	33	0	5	0	24
5	Cameron McCravy	01:22	38:38	4 - 2	51 - 77	2	-26	2.93	1.32	0	11	2	33	0	5	0	24
11	PJ Henry	32:56	07:04	50 - 58	5 - 21	-8	-16	1.52	0.71	11	0	28	7	5	0	18	6
12	Miroslav Staff	33:36	06:24	44 - 61	11 - 18	-17	-7	1.31	1.72	10	1	28	7	5	0	21	3
14	Rastislav Sipkovsky	01:22	38:38	4 - 2	51 - 77	2	-26	2.93	1.32	0	11	2	33	0	5	0	24
15	Thomas Webley	07:14	32:46	7 - 24	48 - 55	-17	-7	0.97	1.46	1	10	7	28	0	5	5	19
20	Austin Williams	38:38	01:22	51 - 77	4 - 2	-26	2	1.32	2.93	11	0	33	2	5	0	24	0
21	Matt Hobbs	00:53	39:07	2 - 2	53 - 77	0	-24	2.26	1.35	0	11	2	33	0	5	0	24
22	AJ Gray	00:29	39:31	2 - 0	53 - 79	2	-26	4.14	1.34	0	11	0	35	0	5	0	24
23	Michael Dunne	03:14	36:46	1 - 11	54 - 68	-10	-14	0.31	1.47	0	11	3	32	0	5	4	20
25	Traci Carter	37:40	02:20	49 - 76	6 - 3	-27	3	1.30	2.57	10	1	31	4	5	0	23	1

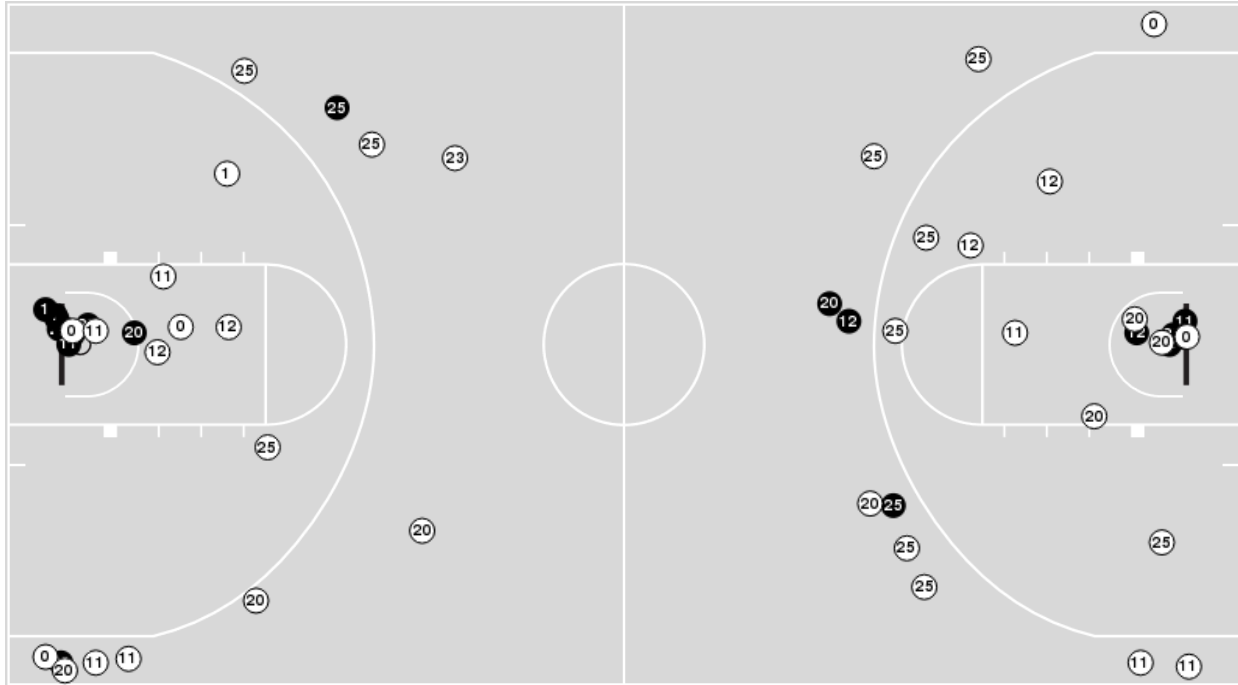
**Baylor**

No	Name	Mins		Score		Points Diff		Points per Min		Assists		Rebounds		Steals		Turnovers	
		On	Off	On	Off	On	Off	On	Off	On	Off	On	Off	On	Off	On	Off
0	Flo Thamba	21:31	18:29	52 - 24	27 - 31	28	-4	2.42	1.46	10	6	24	19	8	7	3	7
4	LJ Cryer	05:28	34:32	10 - 10	69 - 45	0	24	1.83	2.00	1	15	4	39	2	13	0	10
5	Jordan Turner	03:32	36:28	6 - 8	73 - 47	-2	26	1.70	2.00	1	15	4	39	0	15	0	10
10	Adam Flagler	22:46	17:14	55 - 24	24 - 31	31	-7	2.42	1.39	11	5	26	17	9	6	3	7
11	Mark Vital	10:50	29:10	14 - 12	65 - 43	2	22	1.29	2.23	3	13	12	31	6	9	4	6
12	Jared Butler	32:59	07:01	70 - 41	9 - 14	29	-5	2.12	1.28	14	2	35	8	14	1	10	0
13	Jackson Moffatt	02:20	37:40	3 - 7	76 - 48	-4	28	1.29	2.02	0	16	2	41	0	15	0	10
23	Jonathan Tchamwa Tchatchoua	16:09	23:51	24 - 24	55 - 31	0	24	1.49	2.31	6	10	17	26	7	8	7	3
24	Matthew Mayer	20:56	19:04	44 - 31	35 - 24	13	11	2.10	1.84	10	6	23	20	6	9	5	5
31	MaCio Teague	27:35	12:25	45 - 39	34 - 16	6	18	1.63	2.74	10	6	32	11	11	4	9	1
32	Zach Loveday	02:20	37:40	3 - 7	76 - 48	-4	28	1.29	2.02	0	16	2	41	0	15	0	10
35	Mark Paterson	02:20	37:40	3 - 7	76 - 48	-4	28	1.29	2.02	0	16	2	41	0	15	0	10
45	Davion Mitchell	31:14	08:46	66 - 41	13 - 14	25	-1	2.11	1.48	14	2	32	11	12	3	9	1

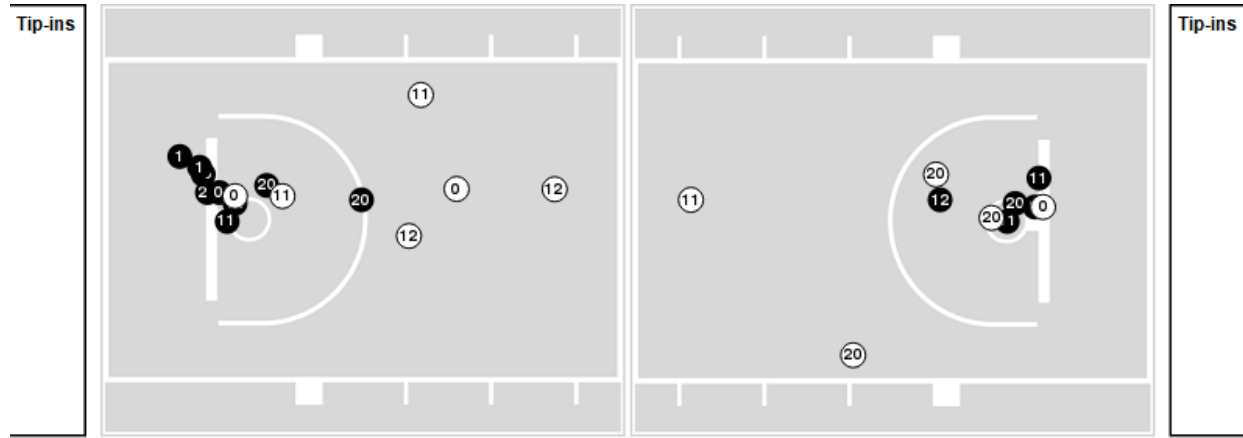


Players => AllFG Types=>AllResults=>All  
**Hartford**

**All Field Goals**



**Blow Up Chart**



**N** Made    **O** Missed    N - Player Number

Hartford	M/A	%
Field Goals	19/54	35
2 Points	14/32	44
3 Points	5/22	23
Free Throws	12/15	80

Hartford	M/A	%
Points in the Paint	28 (14 / 25)	56
Fast Break Points	11 (5/5)	100
Second Chance Points	6 (3/7)	43
Effective FG%	40	

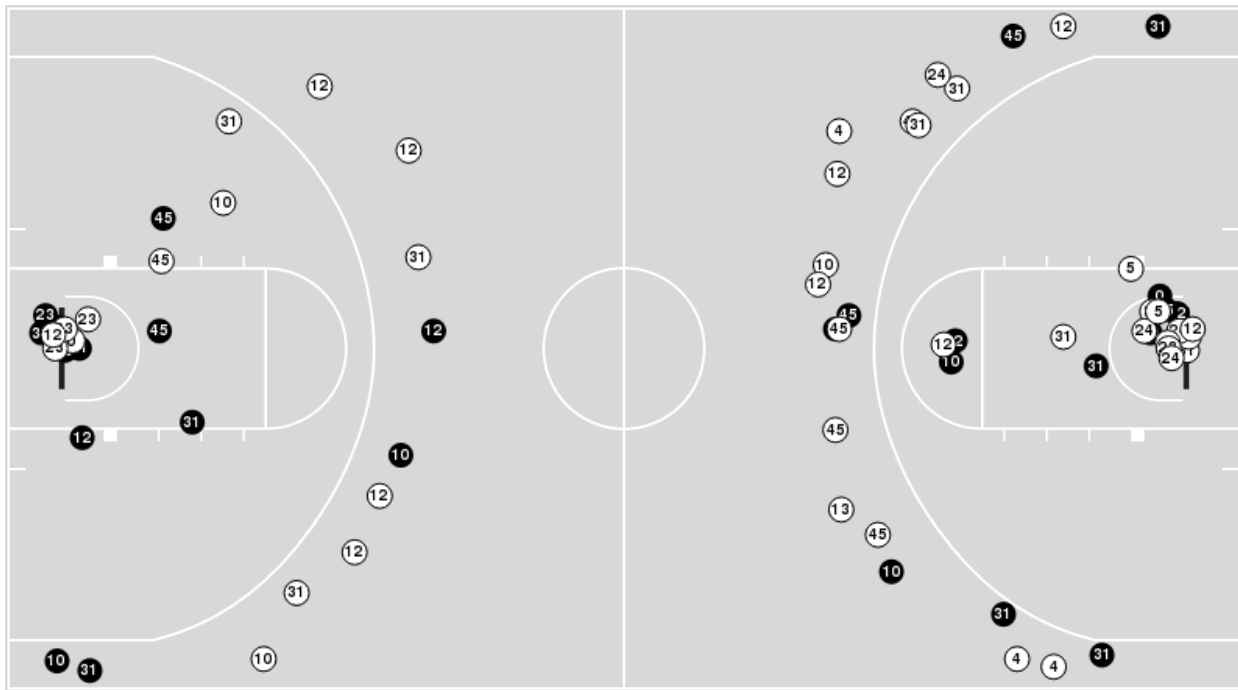


**Officials:** Tony Padilla, Greg Nixon, Matt Potter

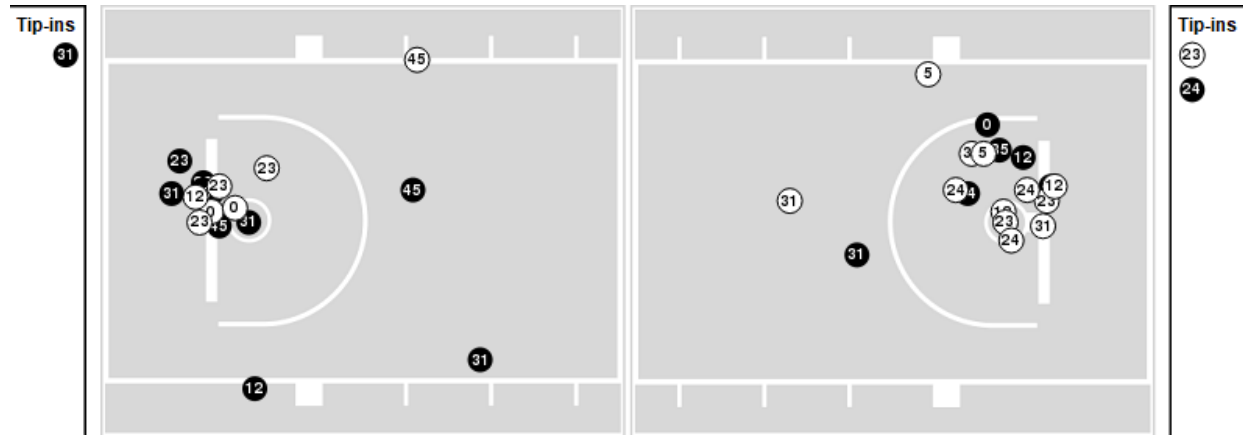
Players => AllFG Types=>AllResults=>All

**Baylor**

**All Field Goals**



**Blow Up Chart**



● Made ○ Missed N - Player Number

Baylor	M/A	%
Field Goals	31/75	41
2 Points	20/42	48
3 Points	11/33	33
Free Throws	6/10	60

Baylor	M/A	%
Points in the Paint	32 (16 / 34)	47
Fast Break Points	10 (6/8)	75
Second Chance Points	17 (7/15)	47
Effective FG%	49	



**Hartford at Baylor**

03/19/21 Lucas Oil Stadium, Indianapolis, IN  
 NCAA Division I Men's Basketball Championship - First Round

**Game Time:** 3:30 PM  
**Game Duration:** 2:03  
**Attendance:** 5,837

**Officials:** Tony Padilla, Greg Nixon, Matt Potter

**Hartford**

Lineup	Quarter On	Time On	Quarter Off	Time Off	Time on Court	Score	Score Diff	Reb	Stl	Tov	Ass	PPP
0- Marks H/ 2- Mitchell D/ 12- Staff M/ 20- Williams A/ 25- Carter T/	1	20:00	1	19:44	00:16	0-0	0	0	0	0	0	0.0000
0- Marks H/ 11- Henry P/ 12- Staff M/ 20- Williams A/ 25- Carter T/	1	19:44	1	17:35	02:09	3-3	0	2	0	1	0	0.6944
0- Marks H/ 12- Staff M/ 15- Webley T/ 20- Williams A/ 25- Carter T/	1	17:35	1	17:21	00:14	0-0	0	1	0	0	0	0.0000
0- Marks H/ 11- Henry P/ 12- Staff M/ 20- Williams A/ 25- Carter T/	1	17:21	1	12:59	04:22	7-5	2	4	2	3	3	0.7778
0- Marks H/ 12- Staff M/ 15- Webley T/ 20- Williams A/ 25- Carter T/	1	12:59	1	12:20	00:39	0-0	0	1	0	0	0	0.0000
0- Marks H/ 11- Henry P/ 12- Staff M/ 20- Williams A/ 25- Carter T/	1	12:20	1	11:47	00:33	0-0	0	0	0	0	0	0.0000
0- Marks H/ 12- Staff M/ 15- Webley T/ 20- Williams A/ 25- Carter T/	1	11:47	1	11:02	00:45	0-3	-3	0	0	1	0	0.0000
0- Marks H/ 11- Henry P/ 12- Staff M/ 20- Williams A/ 25- Carter T/	1	11:02	1	09:00	02:02	2-2	0	2	0	1	1	0.6667
0- Marks H/ 12- Staff M/ 20- Williams A/ 23- Dunne M/ 25- Carter T/	1	09:00	1	08:52	00:08	0-0	0	0	0	0	0	0.0000
0- Marks H/ 11- Henry P/ 12- Staff M/ 20- Williams A/ 25- Carter T/	1	08:52	1	07:00	01:52	2-2	0	1	1	1	1	0.5000
0- Marks H/ 12- Staff M/ 15- Webley T/ 20- Williams A/ 25- Carter T/	1	07:00	1	06:26	00:34	0-5	-5	0	0	1	0	0.0000
0- Marks H/ 11- Henry P/ 12- Staff M/ 20- Williams A/ 25- Carter T/	1	06:26	1	03:06	03:20	6-6	0	1	1	1	1	1.0000
0- Marks H/ 12- Staff M/ 20- Williams A/ 23- Dunne M/ 25- Carter T/	1	03:06	2	20:00	03:06	1-11	-10	3	0	4	0	0.1269
0- Marks H/ 11- Henry P/ 12- Staff M/ 20- Williams A/ 25- Carter T/	2	20:00	2	12:05	07:55	9-9	0	10	1	5	1	0.5370
0- Marks H/ 11- Henry P/ 15- Webley T/ 20- Williams A/ 25- Carter T/	2	12:05	2	09:55	02:10	3-10	-7	1	0	1	0	0.9036
0- Marks H/ 11- Henry P/ 12- Staff M/ 20- Williams A/ 25- Carter T/	2	09:55	2	05:28	04:27	12-13	-1	2	0	1	3	1.4218
0- Marks H/ 11- Henry P/ 15- Webley T/ 20- Williams A/ 25- Carter T/	2	05:28	2	04:46	00:42	0-2	-2	1	0	1	0	0.0000
0- Marks H/ 11- Henry P/ 12- Staff M/ 20- Williams A/ 25- Carter T/	2	04:46	2	03:32	01:14	2-2	0	1	0	2	0	0.6667
0- Marks H/ 11- Henry P/ 15- Webley T/ 20- Williams A/ 25- Carter T/	2	03:32	2	02:20	01:12	2-3	-1	1	0	0	0	1.0638
0- Marks H/ 1- McClain B/ 11- Henry P/ 15- Webley T/ 20- Williams A/	2	02:20	2	01:22	00:58	2-1	1	2	0	1	1	1.0000
1- McClain B/ 3- Dombek J/ 5- McCravy C/ 14- Sipkovsky R/ 21- Hobbs M/	2	01:22	2	00:29	00:53	2-2	0	2	0	0	0	1.0000
1- McClain B/ 3- Dombek J/ 5- McCravy C/ 14- Sipkovsky R/ 22- Gray A/	2	00:29	2	00:00	00:29	2-0	2	0	0	0	0	2.0000



**Hartford at Baylor**

03/19/21 Lucas Oil Stadium, Indianapolis, IN  
 NCAA Division I Men's Basketball Championship - First Round

**Game Time:** 3:30 PM  
**Game Duration:** 2:03  
**Attendance:** 5,837

**Officials:** Tony Padilla, Greg Nixon, Matt Potter

**Baylor**

Lineup	Quarter On	Time On	Quarter Off	Time Off	Time on Court	Score	Score Diff	Reb	Stl	Tov	Ass	PPP
0- Thamba F/ 11- Vital M/ 12- Butler J/ 31- Teague M/ 45- Mitchell D/	1	20:00	1	18:19	01:41	3-1	2	3	1	0	1	1.0000
0- Thamba F/ 12- Butler J/ 24- Mayer M/ 31- Teague M/ 45- Mitchell D/	1	18:19	1	16:56	01:23	0-2	-2	1	1	1	0	0.0000
12- Butler J/ 23- Tchamwa Tchatchoua J/ 24- Mayer M/ 31- Teague M/ 45- Mitchell D/	1	16:56	1	12:59	03:57	5-7	-2	4	0	2	1	0.7267
0- Thamba F/ 10- Flagler A/ 24- Mayer M/ 31- Teague M/ 45- Mitchell D/	1	12:59	1	12:20	00:39	0-0	0	1	0	0	0	0.0000
0- Thamba F/ 10- Flagler A/ 12- Butler J/ 24- Mayer M/ 31- Teague M/	1	12:20	1	12:20	00:00	0-0	0	0	0	0	0	0.0000
0- Thamba F/ 10- Flagler A/ 11- Vital M/ 12- Butler J/ 31- Teague M/	1	12:20	1	11:51	00:29	0-0	0	1	0	0	0	0.0000
0- Thamba F/ 10- Flagler A/ 11- Vital M/ 12- Butler J/ 45- Mitchell D/	1	11:51	1	10:09	01:42	5-0	5	2	0	0	1	2.5000
0- Thamba F/ 10- Flagler A/ 11- Vital M/ 31- Teague M/ 45- Mitchell D/	1	10:09	1	09:41	00:28	0-0	0	0	0	0	0	0.0000
11- Vital M/ 12- Butler J/ 23- Tchamwa Tchatchoua J/ 31- Teague M/ 45- Mitchell D/	1	09:41	1	08:52	00:49	0-2	-2	0	1	2	0	0.0000
12- Butler J/ 23- Tchamwa Tchatchoua J/ 24- Mayer M/ 31- Teague M/ 45- Mitchell D/	1	08:52	1	07:47	01:05	0-2	-2	1	1	1	0	0.0000
10- Flagler A/ 12- Butler J/ 23- Tchamwa Tchatchoua J/ 24- Mayer M/ 45- Mitchell D/	1	07:47	1	04:42	03:05	9-3	6	3	1	1	3	1.5000
0- Thamba F/ 10- Flagler A/ 12- Butler J/ 31- Teague M/ 45- Mitchell D/	1	04:42	2	20:00	04:42	15-4	11	4	3	1	2	1.5182
0- Thamba F/ 11- Vital M/ 12- Butler J/ 31- Teague M/ 45- Mitchell D/	2	20:00	2	16:10	03:50	6-2	4	5	2	1	1	0.7500
10- Flagler A/ 11- Vital M/ 23- Tchamwa Tchatchoua J/ 31- Teague M/ 45- Mitchell D/	2	16:10	2	14:54	01:16	0-3	-3	1	1	0	0	0.0000
10- Flagler A/ 11- Vital M/ 12- Butler J/ 23- Tchamwa Tchatchoua J/ 31- Teague M/	2	14:54	2	14:19	00:35	0-4	-4	0	1	1	0	0.0000
10- Flagler A/ 12- Butler J/ 23- Tchamwa Tchatchoua J/ 24- Mayer M/ 31- Teague M/	2	14:19	2	12:05	02:14	3-0	3	6	0	0	1	0.7500
0- Thamba F/ 10- Flagler A/ 12- Butler J/ 24- Mayer M/ 45- Mitchell D/	2	12:05	2	09:55	02:10	10-3	7	2	1	0	1	2.1008
0- Thamba F/ 12- Butler J/ 24- Mayer M/ 31- Teague M/ 45- Mitchell D/	2	09:55	2	07:46	02:09	7-8	-1	1	0	0	2	1.7500
0- Thamba F/ 10- Flagler A/ 24- Mayer M/ 31- Teague M/ 45- Mitchell D/	2	07:46	2	05:28	02:18	6-4	2	4	0	0	2	2.0000
4- Cryer L/ 10- Flagler A/ 12- Butler J/ 23- Tchamwa Tchatchoua J/ 24- Mayer M/	2	05:28	2	03:32	01:56	4-2	2	0	2	0	0	1.0000
4- Cryer L/ 5- Turner J/ 10- Flagler A/ 12- Butler J/ 23- Tchamwa Tchatchoua J/	2	03:32	2	02:20	01:12	3-1	2	2	0	0	1	1.5000
4- Cryer L/ 5- Turner J/ 13- Moffatt J/ 32- Loveday Z/ 35- Paterson M/	2	02:20	2	00:00	02:20	3-7	-4	2	0	0	0	0.6148



**Hartford at Baylor**

03/19/21 Lucas Oil Stadium, Indianapolis, IN  
 NCAA Division I Men's Basketball Championship - First Round

**Game Time:** 3:30 PM  
**Game Duration:** 2:03  
**Attendance:** 5,837

**Officials:** Tony Padilla, Greg Nixon, Matt Potter

**Hartford**

Lineup	Time	Score	Score Diff	Pts/Min	Reb	Stl	Tov	Ass	PPP
0- Marks H/ 11- Henry P/ 12- Staff M/ 20- Williams A/ 25- Carter T/	27:54	43-42	1	1.5412	23	5	15	10	0.7745
0- Marks H/ 11- Henry P/ 15- Webley T/ 20- Williams A/ 25- Carter T/	04:04	5-15	-10	1.2295	3	0	2	0	0.8065
0- Marks H/ 12- Staff M/ 20- Williams A/ 23- Dunne M/ 25- Carter T/	03:14	1-11	-10	0.3093	3	0	4	0	0.1269
0- Marks H/ 12- Staff M/ 15- Webley T/ 20- Williams A/ 25- Carter T/	02:12	0-8	-8	0.0000	2	0	2	0	0.0000
0- Marks H/ 1- McClain B/ 11- Henry P/ 15- Webley T/ 20- Williams A/	00:58	2-1	1	2.0690	2	0	1	1	1.0000
1- McClain B/ 3- Dombek J/ 5- McCravy C/ 14- Sipkovsky R/ 21- Hobbs M/	00:53	2-2	0	2.2642	2	0	0	0	1.0000
1- McClain B/ 3- Dombek J/ 5- McCravy C/ 14- Sipkovsky R/ 22- Gray A/	00:29	2-0	2	4.1379	0	0	0	0	2.0000
0- Marks H/ 2- Mitchell D/ 12- Staff M/ 20- Williams A/ 25- Carter T/	00:16	0-0	0	0.0000	0	0	0	0	0.0000



**Hartford at Baylor**

03/19/21 Lucas Oil Stadium, Indianapolis, IN  
 NCAA Division I Men's Basketball Championship - First Round

**Game Time:** 3:30 PM  
**Game Duration:** 2:03  
**Attendance:** 5,837

**Officials:** Tony Padilla, Greg Nixon, Matt Potter

**Baylor**

Lineup	Time	Score	Score Diff	Pts/Min	Reb	Stl	Tov	Ass	PPP
0- Thamba F/ 11- Vital M/ 12- Butler J/ 31- Teague M/ 45- Mitchell D/	05:31	9-3	6	1.6314	8	3	1	2	0.8182
12- Butler J/ 23- Tchamwa Tchatchoua J/ 24- Mayer M/ 31- Teague M/ 45- Mitchell D/	05:02	5-9	-4	0.9934	5	1	3	1	0.5631
0- Thamba F/ 10- Flagler A/ 12- Butler J/ 31- Teague M/ 45- Mitchell D/	04:42	15-4	11	3.1915	4	3	1	2	1.5182
0- Thamba F/ 12- Butler J/ 24- Mayer M/ 31- Teague M/ 45- Mitchell D/	03:32	7-10	-3	1.9811	2	1	1	2	1.1667
10- Flagler A/ 12- Butler J/ 23- Tchamwa Tchatchoua J/ 24- Mayer M/ 45- Mitchell D/	03:05	9-3	6	2.9189	3	1	1	3	1.5000
0- Thamba F/ 10- Flagler A/ 24- Mayer M/ 31- Teague M/ 45- Mitchell D/	02:57	6-4	2	2.0339	5	0	0	2	1.2000
4- Cryer L/ 5- Turner J/ 13- Moffatt J/ 32- Loveday Z/ 35- Paterson M/	02:20	3-7	-4	1.2857	2	0	0	0	0.6148
10- Flagler A/ 12- Butler J/ 23- Tchamwa Tchatchoua J/ 24- Mayer M/ 31- Teague M/	02:14	3-0	3	1.3433	6	0	0	1	0.7500
0- Thamba F/ 10- Flagler A/ 12- Butler J/ 24- Mayer M/ 45- Mitchell D/	02:10	10-3	7	4.6154	2	1	0	1	2.1008
4- Cryer L/ 10- Flagler A/ 12- Butler J/ 23- Tchamwa Tchatchoua J/ 24- Mayer M/	01:56	4-2	2	2.0690	0	2	0	0	1.0000
0- Thamba F/ 10- Flagler A/ 11- Vital M/ 12- Butler J/ 45- Mitchell D/	01:42	5-0	5	2.9412	2	0	0	1	2.5000
10- Flagler A/ 11- Vital M/ 23- Tchamwa Tchatchoua J/ 31- Teague M/ 45- Mitchell D/	01:16	0-3	-3	0.0000	1	1	0	0	0.0000
4- Cryer L/ 5- Turner J/ 10- Flagler A/ 12- Butler J/ 23- Tchamwa Tchatchoua J/	01:12	3-1	2	2.5000	2	0	0	1	1.5000
11- Vital M/ 12- Butler J/ 23- Tchamwa Tchatchoua J/ 31- Teague M/ 45- Mitchell D/	00:49	0-2	-2	0.0000	0	1	2	0	0.0000
10- Flagler A/ 11- Vital M/ 12- Butler J/ 23- Tchamwa Tchatchoua J/ 31- Teague M/	00:35	0-4	-4	0.0000	0	1	1	0	0.0000
0- Thamba F/ 10- Flagler A/ 11- Vital M/ 12- Butler J/ 31- Teague M/	00:29	0-0	0	0.0000	1	0	0	0	0.0000
0- Thamba F/ 10- Flagler A/ 11- Vital M/ 31- Teague M/ 45- Mitchell D/	00:28	0-0	0	0.0000	0	0	0	0	0.0000
0- Thamba F/ 10- Flagler A/ 12- Butler J/ 24- Mayer M/ 31- Teague M/	00:00	0-0	0	NaN	0	0	0	0	0.0000