

# BAYLOR

## BASKETBALL GAME NOTES



Follow **Baylor Basketball** on Twitter, Instagram and Facebook: **@BaylorMBB**

### GAME 23



2/2 **BAYLOR** (21-1, 13-1 Big 12) in Big 12 Championship Quarterfinal vs. K-State -or- TCU

March 11, 2021 • 1:30 p.m. CT • Watch: ESPN2 and ESPN App • Listen: ESPN Central Texas & TuneIn App  
Kansas City, Mo. • T-Mobile Center (18,972) • Social Media: **@BaylorMBB** | **#SicEm**

### MEDIA INFORMATION

TV: ESPN2 and ESPN App

Talent: Bob Wischusen (pxp), Fran Fraschilla (analyst)

BU Radio: Baylor Sports Network / ESPN Central Texas

Talent: John Morris (pxp), Pat Nunley (analyst)

Satellite Radio: TBD

Social Media: **@BaylorMBB** | **#SicEm**

All-Time Series BU is 16-22 in Big 12 Championships

Drew Era Baylor is 12-15

Kansas City Baylor is 12-18

vs. TCU Baylor is 1-0

vs. K-State Baylor is 1-3

Last Appearance 2019, lost vs. Iowa State in Quarterfinal

Last Semifinal 2016, lost vs. Kansas

Last Final 2014, lost vs. Iowa State

### 2020-21 SCHEDULE & RESULTS

| DATE | BU  | OPP   | OPPONENT                             | TV         | TIME/SCORE  |
|------|-----|-------|--------------------------------------|------------|-------------|
| N28  | 2/1 | —     | vs. Louisiana-Lafayette <sup>1</sup> | FloHoops   | W, 112-82   |
| N29  | 2/1 | —     | vs. Washington <sup>1</sup>          | FloHoops   | W, 86-52    |
| D2   | 2/1 | 5/10  | vs. Illinois <sup>2</sup>            | ESPN       | W, 82-69    |
| D9   | 2/2 | —     | vs. SFA                              | ESPN+      | W, 83-52    |
| D13  | 2/2 | 13/12 | • TEXAS                              | ESPN       | CCD         |
| D19  | 2/2 | —     | • at Kansas State                    | ESPN+      | W, 100-69   |
| D21  | 2/2 | —     | • UAPB                               | ESPN+      | W, 99-42    |
| D29  | 2/2 | —     | • CENTRAL ARKANSAS                   | ESPN+      | W, 93-56    |
| D30  | 2/2 | —     | • ALCORN STATE                       | ESPN+      | W, 105-76   |
| J2   | 2/2 | —     | • at Iowa State                      | ESPN+      | W, 76-65    |
| J6   | 2/2 | —     | • OKLAHOMA                           | ESPN2      | W, 76-61    |
| J9   | 2/2 | —     | • at TCU                             | ESPN       | W, 67-49    |
| J12  | 2/2 | 13/14 | • WEST VIRGINIA                      | ESPN2      | PPD         |
| J16  | 2/2 | 15/15 | • at Texas Tech                      | ESPN       | W, 68-60    |
| J18  | 2/2 | 9/9   | • KANSAS                             | ESPN       | W, 77-69    |
| J23  | 2/2 | rv/rv | • at Oklahoma State                  | CBS        | W, 81-65    |
| J27  | 2/2 | —     | • KANSAS STATE                       | ESPN2      | W, 107-59   |
| J30  | 2/2 | —     | • AUBURN <sup>3</sup>                | ESPN       | W, 84-72    |
| F2   | 2/2 | 6/6   | • at Texas                           | ESPN       | W, 83-69    |
| F6   | 2/2 | —     | • TCU                                | ESPN+      | CCD         |
| F10  | 2/2 | 12/12 | • at Oklahoma                        | ESPN2      | CCD         |
| F13  | 2/2 | 7/8   | • TEXAS TECH                         | ESPN       | PPD         |
| F15  | 2/2 | 13/15 | • at West Virginia                   | ESPN       | CCD         |
| F20  | 2/2 | rv/22 | • OKLAHOMA STATE                     | ESPN/ESPN2 | PPD         |
| F23  | 2/2 | —     | • IOWA STATE                         | ESPN+      | W, 77-72    |
| F27  | 2/2 | 17/19 | • at Kansas                          | ESPN       | L, 58-71    |
| M2   | 3/3 | 6/5   | • at West Virginia                   | ESPN       | W, 94-89 OT |
| M4   | 3/3 | 17/17 | • OKLAHOMA STATE                     | ESPN2      | W, 81-70    |
| M7   | 3/3 | 18/18 | • TEXAS TECH                         | ESPN       | W, 88-73    |
| M11  | —   | —     | Big 12 Championship <sup>4</sup>     | ESPN2      | 1:30 pm     |

#### SCHEDULE KEY

- 1 – Vegas Bubble at T-Mobile Arena (Las Vegas, Nev.)
  - 2 – Jimmy V Classic at Bankers Life Arena (Indianapolis, Ind.)
  - 3 – Big 12/SEC Challenge at Ferrell Center (Waco, Texas)
  - 4 – Big 12 Championship at T-Mobile Center (Kansas City)
- Rankings: AP/Coaches at time of game; All times Central

### BAYLOR ATHLETICS COMMUNICATIONS

DAVID KAYE

Assistant AD

254-709-5147 • David\_Kaye@baylor.edu

### STORY LINES

- No. 2 Baylor won the Big 12 for the first time and claimed its first conference title since 1950.
- The conference title is the 6th in program history and the 4th outright title (1932, 1946, 1948, 2021).
- If Baylor faces TCU, it will be the 2nd time at a Big 12 Championship (win in 2014 first round).
- If BU faces K-State, it will be the 5th time at a B12 Champ (win in 2012, losses in 2002, 2010, 2017).
- Baylor is looking to advance to the semifinals for a 4th time in the last 7 tourneys (2014, 2015, 2016).
- Baylor finished 11-0 at home this season for its first undefeated home season since 1947-48 (9-0).
- BU had more wins than any other Big 12 team (13), despite having 4 games canceled.
- The Bears' 21-1 start ties the best 22-game record in program history (2019-20).
- BU finished with 3 consecutive wins over ranked teams – No. 6 WVU, No. 17 OSU, No. 18 TTU.
- BU held its first 9 Big 12 opponents below 70 points before 72, 71, 89, 70, 73 in the last 5 games.
- BU is 7-1 vs. AP Top 25 teams this season, including 4-0 against AP Top 10 teams.
- BU is 13-2 vs. AP Top 25 teams the last 2 seasons, the nation's best record vs. ranked teams.
- BU leads the nation in 3-point percentage (.429) and is top-10 nationally in scoring margin (2nd, +19.7), scoring (2nd, 85.3), effective FG% (3rd, 58.1), steals (7th, 9.2), turnover margin (3rd, +5.5), turnovers forced (10th, 17.6), defensive turnover pct. (3rd, 24.9) and offensive rebound pct. (4th, 37.5).
- Baylor became the first team since UNLV in 1990-91 to win its first 17 games by 8+ points.
- BU has led by at least 10 points in 20 of 22 games this year, but just 3 of 5 games since the pause.
- Baylor has led by at least 4 points in all 52 games over the last 2 seasons (double-digit leads in 44 of 52).
- BU's 3FG% (.429) leads the Big 12 by so much, BU could miss 105 more attempts and still lead the league.
- Baylor's current .429 team 3FG% would break the Big 12 record (.426 by OSU in 2004-05).
- Baylor's 28-4 record in Big 12 play over the last 2 seasons is the league's best record in that span.
- Baylor finished 7-1 in road games this season, BU's best road record since going 13-1 in 1947-48.
- **Jared Butler** (Cousy, Wooden, Naismith semifinalist), **MaCio Teague** (West Award finalist), **Davion Mitchell & Mark Vital** (Naismith Defensive POY Semifinalists) are all national award candidates.
- **Butler** is AP Big 12 Player of the Year, Baylor's first conference POY since David Wesley (1992 SWC).
- **Butler** (1st Team) and **Mitchell** (3rd Team) were both named Sporting News All-Americans.
- **Mitchell** (coaches) and **Vital** (The Athletic) both earned Big 12 Defensive Player of the Year honors.
- For a second-straight year, BU has 60% of the Big 12 All-Defensive Team (Vital, Mitchell and Butler).
- **Butler** leads the Big 12 in 3-pointers made (2.7/game), 3-point percentage (.444) and steals (2.1), ranks 2nd in assists (5.0), 3rd in scoring (17.1), 3rd in FG% (.493) and 7th in ast-to ratio (1.76).
- **Teague** was named AP 2nd Team All-Big 12 and has been all-conference in all 4 collegiate seasons.
- **Teague** leads the 5 West Award finalists in career ppg, assists, steals, 3-pointers, FTM and FT%.
- **Scott Drew** earned AP and coaches' Big 12 Coach of the Year for a second-consecutive season.
- Six Baylor players are shooting at least 40% on 3FGs and averaging at least one 3FG made per game: Mitchell (47%), Butler (44%), Teague (40%), Flagler (46%), Mayer (43%) and Cryer (41%).

### TEAM INFORMATION

**BAYLOR** (21-1, 13-1 Big 12)

Ranking 2nd – AP, 2nd – Coaches

Head Coach Scott Drew (Butler, 1993)

Career Record 383-225 (19th season)

BU Record 363-214 (18th season)

vs. K-State 15-16

vs. TCU 14-4

vs. OSU 21-16

vs. WVU 12-8

Baylor in Big 12 Championships – 16-22 (12-16 Drew era)

First Round 6-8 (3-4 Drew era)

Quarterfinals 7-7 (6-6 Drew era)

Semifinals 3-4 (3-3 Drew era)

Finals 0-3 (0-3 Drew era – 2009, 2012, 2014)

### BAYLOR 2020-21 STATS

| #  | P | NAME                  | YR   | PPG  | RPG | APG  | MPG  |
|----|---|-----------------------|------|------|-----|------|------|
| 12 | G | Jared Butler          | Jr.  | 17.1 | 3.2 | 5.0  | 29.8 |
| 31 | G | MaCio Teague          | Sr.  | 15.8 | 4.1 | 1.7  | 31.2 |
| 45 | G | Davion Mitchell       | Jr.  | 13.8 | 2.7 | 5.7  | 32.5 |
| 10 | G | Adam Flagler          | So.  | 9.4  | 2.4 | 1.5  | 22.9 |
| 24 | F | Matthew Mayer         | Jr.  | 8.3  | 3.7 | 1.0  | 15.0 |
| 23 | F | J. Tchamwa Tchatchoua | So.  | 6.9  | 5.4 | 0.8* | 19.8 |
| 11 | F | Mark Vital            | Sr.  | 6.0  | 6.3 | 1.0* | 23.8 |
| 4  | G | LJ Cryer              | Fr.  | 4.1  | 0.6 | 0.9  | 11.8 |
| 0  | F | Flo Thamba            | Jr.  | 3.6  | 4.0 | 0.6* | 14.3 |
| 32 | F | Zach Loveday          | Fr.  | 3.1  | 1.6 | 0.3* | 6.0  |
| 5  | F | Jordan Turner         | RFr. | 2.5  | 1.6 | 0.4  | 5.9  |
| 35 | G | Mark Paterson         | Sr.  | 1.3  | 0.9 | 0.0  | 2.2  |
| 13 | F | Jackson Moffatt       | So.  | 0.0  | 0.6 | 0.1  | 2.4  |

\* - blocks per game

**PRONUNCIATIONS**

|                             |                         |
|-----------------------------|-------------------------|
| John JAKUS                  | JAYK-us                 |
| Matthew MAYER               | MYE-er                  |
| DAVION Mitchell             | DAY-vee-ahn             |
| Jonathan TCHAMWA TCHATCHOUA | CHAWM-wuh CHAT-chew-wuh |
| MACIO Teague                | may-SEE-oh              |
| Mark VITAL                  | VYE-tuhl                |

**BAYLOR CONFERENCE TITLES**

1932 Southwest Conference (10-2)  
 1946 Southwest Conference (11-1)  
 1948 Southwest Conference (11-1)  
 1949 Southwest Conference (9-3, co-champs)  
 1950 Southwest Conference (8-4, co-champs)  
 2021 Big 12 Conference (13-1)

**BAYLOR IN THE RANKINGS**

| WEEK      | W/L  | AP             | COACHES       |
|-----------|------|----------------|---------------|
| Preseason | 0-0  | 2nd (1540; 24) | 1st (764; 12) |
| Nov. 30   | 2-0  | 2nd (1513; 6)  | 1st (764; 12) |
| Dec. 7    | 3-0  | 2nd (1470; 7)  | 2nd (774; 8)  |
| Dec. 14   | 4-0  | 2nd (1491; 7)  | 2nd (772; 6)  |
| Dec. 21   | 5-0  | 2nd (1538; 3)  | 2nd (725; 5)  |
| Dec. 28   | 6-0  | 2nd (1538; 2)  | 2nd (771; 3)  |
| Jan. 4    | 9-0  | 2nd (1537; 1)  | 2nd (771; 3)  |
| Jan. 11   | 11-0 | 2nd (1536; 1)  | 2nd (771; 3)  |
| Jan. 18   | 12-0 | 2nd (1538; 2)  | 2nd (747; 3)  |
| Jan. 25   | 14-0 | 2nd (1539; 3)  | 2nd (771; 3)  |
| Feb. 1    | 16-0 | 2nd (1539; 3)  | 2nd (772; 4)  |
| Feb. 8    | 17-0 | 2nd (1520; 8)  | 2nd (772; 4)  |
| Feb. 15   | 17-0 | 2nd (1541; 5)  | 2nd (772; 4)  |
| Feb. 22   | 17-0 | 2nd (1540; 4)  | 2nd (771; 4)  |
| March 1   | 18-1 | 3rd (1450)     | 3rd (733)     |
| March 8   | 21-1 | 2nd (1510; 2)  | 2nd (740)     |

**MILESTONE WATCH**

**Butler** – 3 points for 21st all-time at BU (Rico Gathers)  
**Butler** – 18 points for 20th all-time at BU (Willie Sublett)  
**Butler** – 19 points for 19th all-time at BU (David Wesley)  
**Butler** – 24 points for 17th all-time at BU (Dugat/Motley)  
**Butler** – 26 points for 16th all-time at BU (Vinnie Johnson)  
**Butler** – 30 points for 15th all-time at BU (Pierre Jackson)  
**Vital** – starting 98th game – 6th at BU (Aaron Bruce)

**MISCELLANEOUS****CHARGES DRAWN BU 64, OPP 33**

|    |                             |
|----|-----------------------------|
| 21 | Davion Mitchell             |
| 11 | Jonathan Tchamwa Tchatchoua |
| 8  | Mark Vital                  |
| 7  | Matthew Mayer               |
| 6  | Flo Thamba                  |
| 4  | Jared Butler                |
| 3  | Adam Flagler                |
| 2  | MaCio Teague                |
| 1  | LJ Cryer, Mark Paterson     |

**DUNKS BU 72, OPP 42**

|    |                             |
|----|-----------------------------|
| 29 | Jonathan Tchamwa Tchatchoua |
| 9  | Flo Thamba, Mark Vital      |
| 8  | Matthew Mayer               |
| 5  | Zach Loveday, MaCio Teague  |
| 4  | Jared Butler                |
| 2  | Davion Mitchell             |
| 1  | Adam Flagler                |

**FIRST CONFERENCE TITLE IN 71 YEARS**

- Baylor won its first conference championship in 71 seasons (1950 Southwest Conference).
- Baylor has won six league titles in programs history, four of them outright – 1932 (10-2), 1946 (11-1), 1948 (11-1), 1949 (9-3), 1950 (8-4) and 2021 (13-1). The 1949 and 1950 titles were co-championships.
- Baylor's best previous Big 12 finish was outright 2nd-place last season. BU also tied for 2nd in 2010 and 2017.
- Baylor's 15 Big 12 wins last season were the most ever by a team that didn't claim the Big 12 title.

**QUICK HITS**

- Baylor is 25-1 at home over the last 2 seasons, with the lone loss by 3 points to Kansas on 2/22/20.
- BU is 14-3 in Big 12 road games over the last 2 seasons (rest of league is 59-99 in B12 road games).
- Baylor is guaranteed to finish with its fewest losses since going 13-0 in 1911-12.
- Baylor has been top-5 ranked for 27-straight weeks. BU was top-5 for 12 weeks all-time prior to this streak.
- BU's streak of 35-straight AP polls ranked is the nation's 3rd-longest active streak and longest in BU history.
- Baylor is 47-5 since **Teague** and **Mitchell** became eligible at the start of 2019-20.
- **Vital** holds the BU record for career Big 12 wins at 45-22. The previous record was A.J. Walton's 39.
- Baylor joins Duke, Gonzaga and Kansas as the only programs ranked No. 1 in 3 of the last 5 seasons.
- BU is 1 of 5 Power-5 schools (Duke, Kentucky, Kansas, Michigan St.) to win 18+ every year since 2008.
- Three members of the BU bench average 7+ ppg – Flagler (9.4), Mayer (8.3) and Tchatchoua (6.9).
- BU's bench is out-scoring opposing benches 29-16 on average and has scored 33+ points in 11 games.
- Head coach **Scott Drew** is in his 18th season in Waco and is BU's all-time wins leader (363-214).
- Baylor's 18-game winning streak tied the 4th-longest in the Big 12's 25-year history. The Bears set the record with 23 straight last season, while Kansas had the 2nd and 3rd-longest streaks – 22 in 1997 and 20 in 2008.
- Baylor signed the highest-ranked recruiting class in program history (No. 4) in November. BU inked 5-star Kendall Brown, 4-star Langston Love and 4-star Jeremy Sochan for the 2021-22 season.
- Baylor won double-digit Big 12 games for the 8th time (2010, 2012, 2015, 2016, 2017, 2019, 2020, 2021).
- Baylor is 69-5 when leading at halftime over the last 4 seasons (39-2 over last 2 seasons, 18-0 this season).
- Baylor has won 90% of its games when leading at the half since 2011-12 (187-21).
- BU is 47-3 when leading at any point in the 2nd half of a game over the last 2 seasons (135-23 last 6 seasons).
- Baylor has won 20+ games in 12 of the last 14 seasons after recording only three 20-win seasons in the previous 100 years of Baylor Basketball (1946, 1948, 1988).
- Baylor is 238-98 over the last 10 seasons, averaging 24 wins per season since 2011-12.
- Baylor's 238 wins since 2011-12 are second-most in the Big 12 behind only Kansas (283).
- Baylor is 329-145 since 2007-08, the first year Drew's staff had a full allotment of scholarships.
- Eight of Baylor's players either have used or are currently using a redshirt year. Four after transferring to BU – Flagler, Mitchell, Tchamwa Tchatchoua and Teague, and four as freshmen – Moffatt, Turner, Vital and Dainja.
- Ten of Baylor's 11 starting point guards under Drew have earned All-Big recognition (16 of last 17 seasons).
- Baylor is 1 of 14 teams nationally to appear in every postseason since 2012 (6 NCAAs, 2 NITs).
- Baylor has the nation's 10th-longest active streak with at least one 3-point FG made in 954 straight games – the last time Baylor failed to make a 3-pointer was more than 30 years ago, on Feb. 21, 1990 vs. Texas Tech (0-8).

**BAYLOR VS. POTENTIAL BIG 12 QUARTERFINAL OPPONENTS**

- Baylor topped 100 points in both games vs. K-State this season, becoming the only team to ever score 100 against a Bruce Weber-coached team. The Bears won 100-69 in Manhattan (12/19) and 107-59 in Waco (1/27).
- Baylor won 67-49 at TCU on Jan. 9 in its only game against the Horned Frogs this season. TCU led 29-28 at the half, but the Bears took the lead with 19:39 remaining and pulled away by holding TCU to 33% shooting.

**2020-21 BAYLOR BASKETBALL ROSTER**

| NO. | NAME                           | HT.  | WT. | CL.              | WING. | HOMETOWN/HIGH SCHOOL (PREVIOUS COLLEGE)                 |
|-----|--------------------------------|------|-----|------------------|-------|---|
| 0   | Flo Thamba, F                  | 6-10 | 245 | Jr.              | 7-5   | Kinshasa, Democratic Republic of Congo/Mountain Mission |
| 4   | LJ Cryer, G                    | 6-1  | 185 | Fr.              | 6-3   | Katy, Texas/Morton Ranch HS                             |
| 5   | Jordan Turner, G/F             | 6-8  | 195 | Fr. <sup>%</sup> | 7-0   | Houston, Texas/Sunrise Christian                        |
| 10  | Adam Flagler, G                | 6-3  | 180 | So. <sup>%</sup> | 6-3   | Duluth, Ga./Duluth HS (Presbyterian)                    |
| 11  | Mark Vital, G/F                | 6-5  | 250 | Sr. <sup>^</sup> | 6-9   | Lake Charles, La./Advanced Prep International           |
| 12  | Jared Butler, G                | 6-3  | 195 | Jr.              | 6-3   | Reserve, La./Riverside Academy                          |
| 13  | Jackson Moffatt, G/F           | 6-7  | 200 | So.              | 6-7   | Magnolia, Texas/Magnolia HS                             |
| 23  | Jonathan Tchamwa Tchatchoua, F | 6-8  | 245 | So. <sup>%</sup> | 7-3   | Douala, Cameroon/NBA Global Academy - Australia (UNLV)  |
| 24  | Matthew Mayer, G/F             | 6-9  | 225 | Jr.              | 6-8   | Austin, Texas/Westlake HS                               |
| 31  | MaCio Teague, G                | 6-4  | 195 | Sr. <sup>#</sup> | 6-11  | Cincinnati, Ohio/Walnut Hills HS (UNC Asheville)        |
| 32  | Zach Loveday, F                | 7-0  | 215 | Fr.              | 7-0   | Gallipolis, Ohio/Huntington Prep                        |
| 35  | Mark Paterson, G               | 6-1  | 180 | Sr.              | 6-0   | Dallas, Texas/Trinity Christian Addison (St. Edward's)  |
| 42  | Dain Dainja, F                 | 6-9  | 270 | Fr.              | 7-7   | Brooklyn Park, Minn./Park Center HS                     |
| 45  | Davion Mitchell, G             | 6-2  | 205 | Jr. <sup>#</sup> | 6-3   | Hinesville, Ga./Liberty County HS (Auburn)              |

<sup>^</sup> - sat out 2016-17 as redshirt    \* - sat out 2017-18 as redshirt    # - sat out 2018-19 as redshirt    % - sat out 2019-20 season as redshirt

**COACHING & SUPPORT STAFF**

**Head Coach:** Scott Drew (Butler, 1993), 17th season at Baylor (18th season as Division I head coach)

**Associate Head Coach:** Jerome Tang (Charter Oak State, 2007), 17th season at Baylor

**Assistant Coach:** Alvin Brooks III (Idaho State, 2002), 4th season at Baylor

**Assistant Coach:** John Jakus (Trinity International, 1999), 3rd season at Baylor

**Special Assistant & Director of Player Development:** Jared Nuness (Valparaiso, 2001), 10th season at Baylor

**Special Assistant to the Head Coach:** Bill Peterson (Eckerd, 1979), 3rd season at Baylor

**Director of Basketball Operations:** Aditya Malhotra (Baylor, 2006), 7th season at Baylor

**Director of Video Operations:** Ty Beard (Baylor, 2009), 3rd season at Baylor

**BUTLER AND DREW LEAD GROUP OF SIX BIG 12 HONOREES**

- **Jared Butler** was named AP Big 12 Player of the Year, while **Scott Drew** earned Big 12 Coach of the Year.
- **Butler** became Baylor's first conference Player of the Year since David Wesley in the 1992 SWC.
- **Drew**, a National Coach of the Year candidate, earned his second-consecutive Big 12 Coach of the Year award.
- Six from the Baylor program earned Big 12 honors, led by **Butler's** unanimous All-Big 12 First Team selection.
- **Davion Mitchell** (First Team), **MaCio Teague** (Second Team) and **Mark Vital** (HM) were also recognized.
- **Jonathan Tchamwa Tchatchoua** was named to the All-Newcomer Team.
- For a second-straight season, BU had 60% of the Big 12 All-Defensive Team (**Butler, Mitchell, Vital**).

**BUTLER AND MITCHELL NAMED ALL-AMERICANS**

- **Jared Butler** (First Team) and **Davion Mitchell** (Third Team) were named Sporting News All-Americans.
- This is the first time BU has had multiple players named to a All-America teams (excluding HM) in the same season.
- **Butler** joined Hubert Kirkpatrick (Helms Foundation 1938) as the only First-Team All-Americans in BU history.
- **Butler** is now a 2-time All-American (Third Team last season), Baylor's first since Micheal Williams in 1987-88.
- **Mitchell** is the 10th different BU All-American in the Drew era – Curtis Jerrells, Ekpe Udoh, Tweety Carter, LaceDarius Dunn, Pierre Jackson, Perry Jones III, Rico Gathers, Johnathan Motley, Butler and Mitchell.
- **Butler** was named AP Big 12 Player of the Year. He is Baylor's third conference player of the year, joining Terry Teagle (1980 Southwest Conference) and David Wesley (1992 Southwest Conference).

**BAYLOR'S BIG 12 CHAMPIONSHIP HISTORY**

- Baylor is the No. 1 seed in a conference tournament for the first time, dating back to the 1976 SWC Tournament.
- Baylor is 16-22 all-time in the Big 12 Championship and 12-15 under head coach Scott Drew.
- Baylor is 10-11 all-time at T-Mobile Center, including a 2-0 mark in the 2017 Hall of Fame Classic
- BU is 8-11 in Big 12 Championship games at T-Mobile Center and 12-18 in Big 12 Championship games in Kansas City.
- BU is 6-5 in Big 12 Championship play as the higher seed and 10-17 as the lower seed.

**BAYLOR AT THE BIG 12 CHAMPIONSHIP**

| Year | Round                   | Opponent      | Score                                    | Location             |               |
|------|-------------------------|---------------|--|----------------------|---------------|
| 1997 | March 6                 | First Round   | [8] Oklahoma State 80, [9] Baylor 66     | Kansas City, Mo.     |               |
| 1998 | March 5                 | First Round   | [5] Baylor 66, [12] Texas A&M 63         | Kansas City, Mo.     |               |
|      | March 6                 | Quarterfinals | [4] Nebraska 65, [5] Baylor 61           | Kansas City, Mo.     |               |
| 1999 | March 4                 | First Round   | [5] Oklahoma State 83, [12] Baylor 57    | Kansas City, Mo.     |               |
| 2000 | March 9                 | First Round   | [9] Baylor 63, [8] Nebraska 55           | Kansas City, Mo.     |               |
|      | March 10                | Quarterfinals | [1] Iowa State* 76, [9] Baylor 64        | Kansas City, Mo.     |               |
| 2001 | March 8                 | First Round   | [8] Baylor 86, [9] Colorado 84 (ot)      | Kansas City, Mo.     |               |
|      | March 9                 | Quarterfinals | [8] Baylor 62, [1] Iowa State 49         | Kansas City, Mo.     |               |
|      | March 10                | Semifinals    | [4] Texas 76, [8] Baylor 62              | Kansas City, Mo.     |               |
| 2002 | March 7                 | First Round   | [7] Kansas State 74, [10] Baylor 73 (ot) | Kansas City, Mo.     |               |
| 2003 | March 13                | First Round   | [7] Texas Tech 68, [10] Baylor 65        | Dallas, Texas        |               |
| 2004 | — Did Not Participate — |               |  |                      | Dallas, Texas |
| 2005 | March 10                | First Round   | [5] Iowa State 77, [12] Baylor 57        | Kansas City, Mo.     |               |
| 2006 | March 9                 | First Round   | [5] Colorado 65, [12] Baylor 61          | Dallas, Texas        |               |
| 2007 | March 8                 | First Round   | [11] Baylor 97, [6] Missouri 83          | Oklahoma City, Okla. |               |
|      | March 9                 | Quarterfinals | [3] Texas 74, [11] Baylor 69             | Oklahoma City, Okla. |               |
| 2008 | March 13                | First Round   | [12] Colorado 91, [5] Baylor 84 (2ot)    | Kansas City, Mo.     |               |
|      | March 11                | First Round   | [9] Baylor 65, [8] Nebraska 49           | Oklahoma City, Okla. |               |
| 2009 | March 12                | Quarterfinals | [9] Baylor 71, [1] Kansas 64             | Oklahoma City, Okla. |               |
|      | March 13                | Semifinals    | [9] Baylor 76, [5] Texas 70              | Oklahoma City, Okla. |               |
|      | March 14                | Championship  | [3] Missouri* 73, [9] Baylor 60          | Oklahoma City, Okla. |               |
|      | March 11                | Quarterfinals | [3] Baylor 86, [6] Texas 67              | Kansas City, Mo.     |               |
| 2010 | March 12                | Semifinals    | [2] Kansas State 82, [3] Baylor 75       | Kansas City, Mo.     |               |
|      | March 9                 | First Round   | [10] Oklahoma 84, [7] Baylor 67          | Kansas City, Mo.     |               |
| 2011 | March 8                 | Quarterfinals | [4] Baylor 82, [5] Kansas State 74       | Kansas City, Mo.     |               |
|      | March 9                 | Semifinals    | [4] Baylor 81, [1] Kansas 72             | Kansas City, Mo.     |               |
| 2012 | March 10                | Championship  | [2] Missouri* 90, [4] Baylor 75          | Kansas City, Mo.     |               |
|      | March 14                | Quarterfinals | [3] Oklahoma State 74, [6] Baylor 72     | Kansas City, Mo.     |               |
| 2013 | March 12                | First Round   | [7] Baylor 76, [10] TCU 68               | Kansas City, Mo.     |               |
|      | March 13                | Quarterfinals | [7] Baylor 78, [2] Oklahoma 73           | Kansas City, Mo.     |               |
| 2014 | March 14                | Semifinals    | [7] Baylor 86, [3] Texas 69              | Kansas City, Mo.     |               |
|      | March 15                | Championship  | [4] Iowa State* 74, [7] Baylor 65        | Kansas City, Mo.     |               |
|      | March 12                | Quarterfinals | [4] Baylor 80, [5] West Virginia 70      | Kansas City, Mo.     |               |
| 2015 | March 13                | Semifinals    | [1] Kansas 62, [4] Baylor 52             | Kansas City, Mo.     |               |
|      | March 10                | Quarterfinals | [5] Baylor 75, [4] Texas 61              | Kansas City, Mo.     |               |
| 2016 | March 11                | Semifinals    | [1] Kansas* 70, [5] Baylor 66            | Kansas City, Mo.     |               |
|      | March 9                 | Quarterfinals | [6] Kansas State 70, [3] Baylor 64       | Kansas City, Mo.     |               |
| 2017 | March 8                 | Quarterfinals | [3] West Virginia 78, [6] Baylor 65      | Kansas City, Mo.     |               |
| 2018 | March 8                 | Quarterfinals | [3] West Virginia 78, [6] Baylor 65      | Kansas City, Mo.     |               |
| 2019 | March 14                | Quarterfinals | [5] Iowa State 83, [4] Baylor 66         | Kansas City, Mo.     |               |

\* Big 12 tournament champions



**SCOTT DREW**  
HEAD COACH  
18TH SEASON AT BAYLOR

**THE DREW FILE**

**PERSONAL**

**Birthdate:** Oct. 23, 1970  
**Birthplace:** Kansas City, Mo.  
**Family:** Wife, Kelly; daughter Mackenzie, sons Peyton and Brody

**EDUCATION**

**College:** Butler, 1993; Valparaiso, 1994 (Master's)

**COACHING EXPERIENCE**

1993-01 Valparaiso (assistant coach)  
2001-02 Valparaiso (associate head coach)  
2002-03 Valparaiso (head coach)  
2003-pres. Baylor (head coach)

**THE DREW WORKSHEET**

| YEAR          | SCHOOL              | OVERALL        | CONF.          |
|---------------|---------------------|----------------|----------------|
| 2002-03       | Valparaiso          | 20-11          | 12-2           |
| 2003-04       | Baylor              | 8-21           | 3-13           |
| 2004-05       | Baylor              | 9-19           | 1-15           |
| 2005-06†      | Baylor              | 4-13           | 4-12           |
| 2006-07       | Baylor              | 15-16          | 4-12           |
| 2007-08       | Baylor <sup>1</sup> | 21-11          | 9-7            |
| 2008-09       | Baylor <sup>2</sup> | 24-15          | 5-11           |
| 2009-10       | Baylor <sup>1</sup> | 28-8           | 11-5           |
| 2010-11       | Baylor              | 18-13          | 7-9            |
| 2011-12       | Baylor <sup>1</sup> | 30-8           | 12-6           |
| 2012-13*      | Baylor <sup>2</sup> | 23-14          | 9-9            |
| 2013-14       | Baylor <sup>1</sup> | 26-12          | 9-9            |
| 2014-15       | Baylor <sup>1</sup> | 24-10          | 11-7           |
| 2015-16       | Baylor <sup>1</sup> | 22-12          | 10-8           |
| 2016-17       | Baylor <sup>1</sup> | 27-8           | 12-6           |
| 2017-18       | Baylor <sup>2</sup> | 19-15          | 8-10           |
| 2018-19       | Baylor <sup>1</sup> | 20-14          | 10-8           |
| 2019-20       | Baylor <sup>3</sup> | 26-4           | 15-3           |
| 2020-21       | Baylor              | 21-1           | 13-1           |
| <b>TOTAL</b>  | <b>19th season</b>  | <b>383-225</b> | <b>163-153</b> |
| <b>BAYLOR</b> | <b>18th season</b>  | <b>363-214</b> | <b>151-151</b> |

† Baylor played no non-conference schedule due to NCAA sanctions.  
\* Two of Baylor's wins were credited to interim head coach Jerome Tang.  
<sup>1</sup> NCAA Tournament Appearances | <sup>2</sup> NIT Appearances | <sup>3</sup> COVID-19 pandemic

**DREW VS. 2020-21 OPPONENTS**

| OPPONENT                      | CAREER         |
|-------------------------------|----------------|
| Alcorn State .....            | 3-0            |
| Arkansas-Pine Bluff .....     | 2-0            |
| Auburn .....                  | 2-0            |
| Central Arkansas .....        | 3-0            |
| Illinois .....                | 1-1            |
| Iowa State.....               | 18-13          |
| Louisiana-Lafayette.....      | 2-0            |
| Kansas .....                  | 6-26           |
| Kansas State .....            | 15-16          |
| Oklahoma .....                | 15-22          |
| Oklahoma State.....           | 21-16          |
| SFA .....                     | 3-2            |
| Texas .....                   | 18-21          |
| TCU.....                      | 14-4           |
| Texas Tech.....               | 22-13          |
| Washington.....               | 1-1            |
| West Virginia .....           | 12-8           |
| <b>CAREER W-L TOTAL .....</b> | <b>383-225</b> |

**MISCELLANEOUS STATISTICS**

|                                  |                                     |
|----------------------------------|-------------------------------------|
| Current Streak.....              | Won 3                               |
| Current Home Streak.....         | Won 13                              |
| Current Road/Neutral Streak..... | Won 1                               |
| Last Win.....                    | March 7 vs. #18 Texas Tech (88-73)  |
| Last Home Win.....               | March 7 vs. #18 Texas Tech (88-73)  |
| Last Away Win.....               | March 2 at #6 West Virginia (94-89) |
| Last Loss.....                   | Feb. 27 at #17 Kansas (58-71)       |
| Last Home Loss.....              | Feb. 22, 2020 vs. #3 Kansas (61-64) |
| Last Away Loss.....              | Feb. 27 at #17 Kansas (58-71)       |

**2020-21 RECORD BY STARTING LINEUP**

Mitchell (g), Butler (g), Teague (g), Vital (f), Thamba (f)..... 21-1

**RECORD WHEN...**

|                                    | 2020-21 |      | DREW    |
|------------------------------------|---------|------|---------|
|                                    | ALL     | B12  | ERA     |
| Leading or tied at halftime        | 18-0    | 10-0 | 295-48  |
| Trailing at halftime               | 3-1     | 3-1  | 70-166  |
| Shoot 50 percent or higher         | 12-0    | 7-0  | 167-12  |
| Shoot lower than 50 percent        | 9-1     | 6-1  | 198-202 |
| Shoot higher pct than opponent     | 18-0    | 10-0 | 313-29  |
| Shoot lower percentage than opp    | 3-1     | 3-1  | 52-185  |
| Opp. shoot lower than 50 percent   | 18-0    | 11-0 | 342-115 |
| Opp. shoot 50 percent or higher    | 3-1     | 2-1  | 23-99   |
| Score fewer than 60 points         | 0-1     | 0-1  | 16-51   |
| Score 60-plus points               | 21-0    | 13-0 | 349-163 |
| Score 70-plus points               | 19-0    | 11-0 | 301-69  |
| Score 80-plus points               | 15-0    | 7-0  | 154-12  |
| Score 90-plus points               | 7-0     | 3-0  | 66-3    |
| Score 100-plus points              | 4-0     | 2-0  | 25-0    |
| Opp. score fewer than 50 points    | 2-0     | 1-0  | 38-1    |
| Opp. score fewer than 60 points    | 6-0     | 2-0  | 135-9   |
| Opp. score fewer than 70 points    | 14-0    | 9-0  | 260-55  |
| Opp. score fewer than 80 points    | 19-1    | 12-1 | 344-145 |
| Opp. score 80-plus points          | 2-0     | 1-0  | 21-69   |
| Opp. score 90-plus points          | 0-0     | 0-0  | 3-19    |
| More rebounds than opponent        | 14-0    | 8-0  | 273-80  |
| Equal/fewer rebounds than opp.     | 6-1     | 4-1  | 91-134  |
| Fewer turnovers than opp.          | 16-1    | 9-1  | 193-71  |
| Equal/more turnovers than opp.     | 5-0     | 4-0  | 172-143 |
| Games decided by 5 or fewer pts    | 2-0     | 2-0  | 74-63   |
| OT games                           | 1-0     | 1-0  | 20-5    |
| Games as AP ranked team            | 21-1    | 13-1 | 195-68  |
| Games vs. AP ranked opponents      | 7-1     | 6-1  | 54-101  |
| Games following a loss             | 2-0     | 1-0  | 112-96  |
| Games following a win              | 19-1    | 12-1 | 252-118 |
| More points in paint than opp.     | 14-0    | 8-0  | 257-86  |
| Equal/fewer pts in paint than opp. | 7-1     | 5-1  | 108-128 |
| More points off TO than opp.       | 17-1    | 10-1 | 227-74  |
| Equal/fewer pts off TO than opp.   | 4-0     | 3-0  | 138-140 |
| More bench points than opp.        | 16-0    | 8-0  | 217-108 |
| Equal/fewer bench points than opp. | 5-1     | 5-1  | 148-106 |
| More 2nd-chance points than opp.   | 18-0    | 11-0 | 218-110 |
| Equal/fewer 2nd-ch. pts than opp.  | 3-1     | 2-1  | 147-104 |
| Playing in November                | 2-0     | 0-0  | 79-15   |
| Playing in December                | 6-0     | 1-0  | 84-19   |
| Playing in January                 | 8-0     | 7-0  | 84-63   |
| Playing in February                | 2-1     | 2-1  | 69-71   |
| Playing in March                   | 3-0     | 3-0  | 47-45   |
| Playing in April                   | 0-0     | 0-0  | 2-1     |

**ONE OF THE GREATEST REBUILDS IN NCAA HISTORY**

- **Scott Drew** became Baylor head coach in 2003, starting of one of the greatest rebuilds in NCAA history.
- Drew was named 2020 NBC Sports National Coach of the Year and 2017 Basketball Times National COY.
- Drew is now in his 18th season at Baylor and is the school's all-time wins leader (363).
- Drew is coaching his 578th game at Baylor (363-214). His .629 winning pct. is best in BU history among coaches with 40+ games, and he's the program's all-time wins leader with 162 more victories than any other coach.
- Baylor has a .694 winning percentage (329-145) since Drew's first year with no scholarship restrictions in 2007-08 and a .708 winning percentage (238-98) over the last 10 seasons since 2011-12.
- Drew (50) is the youngest of 12 coaches nationally to take his current program to four Sweet 16s since 2010.
- Baylor is playing its 264th game as a ranked team in Drew's 18 seasons. BU was ranked in 2 of 2,197 games over the program's first 97 seasons prior to Drew. Since 2008-09, BU has been ranked in 261 of 443 games.
- BU is 1 of 5 Power-5 schools (Duke, Kentucky, Kansas, Michigan State) with 18+ wins in every season since 2008.
- In Drew's first 17 seasons at Baylor, 44 players have gone on to professional careers.

**DREW BECOMES THIRD BIG 12 COACH TO REACH 150 CONFERENCE WINS**

- **Scott Drew** joined Rick Barnes and Bill Self as the only coaches to reach 150 Big 12 wins on March 4 vs. OSU.
- Drew needed 136 games over 2,940 days for his first 50 Big 12 wins (50-86), 88 games over 1,821 days for his next 50 Big 12 wins (50-38) and only 77 games over 1,493 days for his next 50 Big 12 wins (50-27).
- Drew was named Big 12 Coach of the Year for a second-consecutive season, and he is once again 1 of 10 Naismith Men's Coach of the Year semifinalists.

**TWO NAISMITH DEFENSIVE PLAYER OF THE YEAR SEMIFINALISTS**

- For the second straight season, Baylor is the only team with two Naismith Defensive Player of the Year semifinalists.
- **Davion Mitchell** and **Mark Vital** have been semifinalists two straight years, and Vital was a finalist last year.
- Both **Mitchell** (coaches) and **Vital** (The Athletic) earned Big 12 Defensive Player of the Year honors.
- "The nation's best on-ball defender," **Mitchell** has earned the nickname "Off Night" for his habit of forcing the player he's defending into having an off night. He ranks 2nd in the Big 12 with 1.9 steals per game.
- "The nation's more versatile defender," **Vital** has earned a reputation for his ability to guard any position the floor.

**BUTLER AND TEAGUE FINALISTS FOR POSITIONAL AWARDS**

- **Jared Butler** and **MaCio Teague** have been named finalists for Basketball Hall of Fame Starting 5 Awards.
- **Butler** is 1 of 5 finalists for the Bob Cousy Point Guard of the Year Award. He is up against Illinois' Ayo Dosunmu, OSU's Cade Cunningham, Gonzaga's Jalen Suggs and Villanova's Collin Gillespie.
- **Butler** has led the Bears to a 6-0 record vs. the teams of the other finalists over the last 2 seasons.
- **Teague** is 1 of 5 finalists for the Jerry West Shooting Guard of the Year Award. He is up against Gonzaga's Joel Ayayi, Houston's Quentin Grimes, Iowa's Joe Wieskamp and Oregon's Chris Duarte.
- Among the 5 finalists, **Teague** leads in career points per game, assists, steals, 3-pointers, free throws and FT%.

**BUTLER A NATIONAL PLAYER OF THE YEAR CANDIDATE**

- **Jared Butler** is a Bob Cousy Point Guard Award finalist (1 of 5), a Naismith Trophy Semifinalist (1 of 10), and he's on the Wooden Award National Ballot (1 of 15) and Lute Olson Award midseason watch list.
- Regarded as "the nation's best 2-way player," Butler was also 1 of 15 on the Naismith Defensive POY watch list.
- Butler leads the Big 12 Conference in steals (2.1), 3FG% (.444) and 3FGs made (2.7). He ranks 3rd in the league in scoring (17.1), 2nd in assists (5.0), 3rd in FG% (.493) and 7th in assist-to-turnover ratio (1.76).
- Butler has posted 20-point games on the road against 8 of 9 Big 12 opponents over the last 2 seasons.
- Butler is on track to graduate in May, less than 3 years after enrolling at Baylor in August 2018. He also serves as a student-athlete representative on the NCAA Division I Men's Basketball Oversight Committee.

**BIG 12 INDIVIDUAL RANKINGS (THRU 3/5/21)**

- **Jared Butler** – 1st steals (2.1), 1st 3FG% (.444), 1st 3FGs (2.7), 2nd assists (5.0), 3rd scoring (17.1), 3rd FG% (.493), 7th A-T ratio (1.76), 3rd 20-point games (8)
- **Davion Mitchell** – 1st assists (5.7), 1st FG% (.516), 2nd steals (1.9), 2nd A-T ratio (2.27), 5th 3-pointers (2.3), 12th scoring (13.8), 15th minutes (32.5)
- **MaCio Teague** – 6th scoring (15.8), 5th FG% (.481), 12th 3-pointers (2.0)
- **Jonathan Tchamwa Tchatchoua** – 15th rebounds (5.4), 12th offensive reb. (2.0)
- **Mark Vital** – 6th blocks (1.1), 8th rebounds (6.3), 13th steals (1.2), 5th offensive reb. (2.6)

**NATION'S-BEST 13-2 VS. RANKED TEAMS OVER LAST TWO SEASONS**

- Baylor is 13-2 against AP Top-25 ranked teams over the last two seasons. BU became the first team since Indiana in 1974-76 to win 10 of 11 games against ranked opponents before the Feb. 27 loss at Kansas ended the run.
- The 13-2 record includes 7-1 away from home, with neutral wins vs. #17 Villanova (Nov. 2019) and #5 Illinois (Nov. 2020) and road wins at #22 Texas Tech (Jan. 2020), at #4 Kansas (Jan. 2020), at #15 Texas Tech (Jan. 2021), at #6 Texas (Feb. 2021) and at #6 West Virginia (March 2021).
- BU is 6-1 at home vs. ranked teams in the last 2 seasons – wins vs. #12 Arizona (Dec. 2019), #18 Butler (Dec. 2019), #14 West Virginia (Feb. 2020), #9 Kansas (Jan. 2021), #17 Oklahoma State (March 2021) and #18 Texas Tech (March 2021), and the lone loss by 3 points to #3 Kansas (Feb. 2020).

**THIRTY-SIX WINS VS. RANKED TEAMS IN LAST SEVEN SEASONS**

- Baylor has gone 36-34 against ranked teams since the start of the 2014-15 season (13-2 last 2 seasons).
- BU is 54-74 against AP-ranked teams since 2007-08 after going 17-122 in the program's first 101 seasons.
- Baylor has won multiple games vs. AP Top 25 teams in each of the last 14 seasons (including this season).
- The Bears have defeated at least five ranked teams in six of the last eight seasons.

**TWENTY-SEVEN STRAIGHT WEEKS AP TOP-5 RANKED**

- BU is ranked No. 2 in the March 8 AP Top 25, extending its school-record streak to 27 straight weeks top-5 ranked. The Bears were top-5 ranked in 12 total weeks in program history prior to the current streak.
- Baylor has been in the AP Top 25 a school-record 36-straight weeks, which is the nation's 3rd-longest active streak behind only Gonzaga (94) and Villanova (39).
- Baylor's 5-week streak at No. 1 last season was the longest since Kentucky in 2015.

**ONE OF FOUR PROGRAMS RANKED NO. 1 THREE TIMES SINCE 2017**

- Baylor joins Duke, Gonzaga and Kansas as the only programs ranked No. 1 in three seasons since 2017.
- BU was No. 1 for the first time on Jan. 9, 2017, spent five weeks ranked No. 1 in 2020 and was No. 1 in the preseason and week 1 coaches' polls this year. All told, BU has been No. 1 for eight weeks since 2017.
- The Bears have been ranked in 24 of 25 AP Top 25 spots during the Drew era (all since 2008). The only spot Baylor hasn't been ranked in the AP poll is No. 8.

**"OFF NIGHT" MITCHELL NAMED ALL-AMERICAN AND BIG 12 DEFENSIVE POY**

- **Davion Mitchell** was named Sporting News Third-Team All-America and picked up Big 12 Defensive Player of the Year from the league's coaches. He averaged 15.4 ppg in Big 12 play, up from 11.0 ppg in non-conference play.
- Regarded as "the nation's best on-ball defender," Mitchell is 1 of 10 semifinalists for Naismith Defensive POY.
- In conference games, Mitchell led the Big 12 in 3FG% (.449), ranked 2nd in ast-to ratio (1.80), 3rd in assists (4.5), 3rd in FG% (.500), 3rd in 3-pointers made (2.5), 5th in steals (1.6), 9th in scoring (15.4) and 5th in minutes (34.8).
- Mitchell's last 8 games: 17.8 ppg, 53% 3FGs (26-of-49), 5.3 apg, 3.23 assist-to-turnover ratio (42 ast/13 TOs).
- Mitchell has started all 52 games at BU after coming off the bench in all 34 games as an Auburn freshman (2017-18).
- Baylor is 47-5 with Mitchell in the lineup, including a league-best 28-4 mark in Big 12 play over the last 2 seasons.
- When Mitchell has played 20+ minutes, his collegiate teams are 59-5 (12-0 at Auburn, 47-5 at Baylor).
- When Mitchell scores 10+ points, his collegiate teams are 31-2 (2-0 at Auburn, 29-2 at Baylor).

**TEAGUE RECORDS FOURTH ALL-CONFERENCE SEASON**

- **MaCio Teague** has earned all-conference honors in all 4 collegiate seasons – All-Big South First Team in 2017 and 2018 at UNC Asheville and All-Big 12 Second Team in 2020 & 2021 at Baylor.
- Teague ranks 6th in the Big 12 in scoring (15.8), 5th in field goal percentage (.481) and 12th in 3-pointers (2.0).
- Teague is the nation's only active player with 1,500+ career points (1,814), 500+ rebounds (520), 250+ assists (265), 125+ steals (136) and 250+ made 3-pointers (271).
- Teague tied the school-record with 10 made 3-pointers on March 7 vs. Texas Tech – the most ever by a Baylor player in a conference game and the 2nd-most by any Big 12 Conference player in the league's 25-year history.
- The Bears have gone 47-5 since Teague's first game at Baylor, including 28-4 in Big 12 play.
- Teague has started all but 3 games (Nov. 20, 2016, Feb. 18, 2020, Feb. 22, 2020) in his career.
- Baylor is 40-2 when Teague scores 10+ points and 16-1 when he leads the team in scoring.

**VITAL TO BEARS' SUCCESS**

- **Mark Vital** is back after being named one of 4 Naismith Defensive Player of the Year Award finalists in 2020.
- "The nation's most versatile defender" Vital is again among 10 semifinalists for Naismith Defensive POY.
- Vital has played in 45 career Big 12 wins (45-22), passing A.J. Walton (39-29) for the school record.
- Vital was unanimously selected to the Big 12 All-Defensive Team for a second-straight season and earned All-Big 12 honors for the third time in his career (2019 honorable mention, 2020 Third Team, 2021 honorable mention).
- Vital had his first double-double of the year (10 pts, 15 rebs) in a senior night win on March 7 vs. Texas Tech.
- Vital posted a career-high 19 points on 8-of-9 from the field in the Jan. 23 win at Oklahoma State.
- In Baylor's Nov. 29, 2020 game vs. Washington, Vital's 15 rebounds matched all Washington players combined (15). That was the second time Vital accomplished the feat, after doing so for the first time at Arizona in 2018.

**BENCH TRIO SCORING WITH EFFICIENCY**

- **Adam Flagler, Matthew Mayer** and **LJ Cryer** give the Bears a trio of efficient shooters off the bench.
- All 3 are shooting at least 41% from 3-point range – Mayer (.431), Flagler (.410), Cryer (.410) – and combined they've shot .416 from behind the arc (72-of-173) and averaged 3.3 made 3-pointers per game.
- Flagler has scored in double-figures in 10 of 20 games played this season, including six games with 15+ points, Mayer has 10+ points in 9 of 22 games, and Cryer has twice scored 15+ points off the bench.
- Flagler has made at least one 3-pointer in 50 of 56 collegiate games. He's made multiple 3-pointers in 43 of 56 career games, including 27 games with 3+ made treys.
- Mayer has scored in double-figures in 8 of the last 17 games and has 3 games this season with 15+ points. He's shooting 55% inside the arc (47-85) and is 2nd on the team with 22.2 points per 40 minutes.
- Cryer has made a 3-pointer in 8 of 10 games with an attempt and is shooting .410 from 3-point range.

**DOUBLE-FIGURE GAMES**

| POINTS                | 20-21 | CAREER                   |
|-----------------------|-------|--------------------------|
| MaCio Teague          | 20    | 96 (54 at UNC Asheville) |
| Jared Butler          | 19    | 62                       |
| Davion Mitchell       | 16    | 33 (2 at Auburn)         |
| Adam Flagler          | 10    | 42 (32 at Presbyterian)  |
| Matthew Mayer         | 9     | 19                       |
| J. Tchamwa Tchatchoua | 5     | 6 (1 at UNLV)            |
| Mark Vital            | 2     | 26                       |
| LJ Cryer              | 2     | 2                        |
| Flo Thamba            | 1     | 2                        |
| Jordan Turner         | 1     | 1                        |
| Zach Loveday          | 1     | 1                        |

| REBOUNDS              | 20-21 | CAREER                 |
|-----------------------|-------|------------------------|
| Mark Vital            | 4     | 16                     |
| J. Tchamwa Tchatchoua | 2     | 4 (2 at UNLV)          |
| MaCio Teague          | 1     | 5 (3 at UNC Asheville) |
| Flo Thamba            | 1     | 1                      |

| DOUBLE-DOUBLES        | 20-21 | CAREER                 |
|-----------------------|-------|------------------------|
| MaCio Teague          | 1     | 5 (3 at UNC Asheville) |
| Mark Vital            | 1     | 3                      |
| J. Tchamwa Tchatchoua | 1     | 2 (1 at UNLV)          |
| Davion Mitchell       | 1     | 2                      |
| Jared Butler          | 1     | 1                      |

| 20+ POINTS      | 20-21 | CAREER                   |
|-----------------|-------|--------------------------|
| Jared Butler    | 8     | 18                       |
| MaCio Teague    | 4     | 27 (20 at UNC Asheville) |
| Davion Mitchell | 4     | 4                        |
| Adam Flagler    | 1     | 11 (10 at Presbyterian)  |

| 30+ POINTS      | 20-21 | CAREER                 |
|-----------------|-------|------------------------|
| Jared Butler    | 1     | 3                      |
| MaCio Teague    | 1     | 3 (2 at UNC Asheville) |
| Davion Mitchell | 1     | 1                      |

**ACTIVE STREAKS****CONSECUTIVE STARTS**

|    |                 |
|----|-----------------|
| 72 | Jared Butler    |
| 52 | Davion Mitchell |
| 27 | MaCio Teague    |
| 23 | Mark Vital      |
| 22 | Flo Thamba      |

**CONSECUTIVE GAMES PLAYED**

|    |                                |
|----|--------------------------------|
| 86 | Jared Butler                   |
| 86 | Davion Mitchell (34 at Auburn) |
| 56 | Matthew Mayer                  |
| 27 | MaCio Teague                   |
| 24 | Flo Thamba                     |
| 23 | Mark Vital                     |
| 16 | Adam Flagler                   |
| 4  | Jonathan Tchamwa Tchatchoua    |

**CONSECUTIVE GAMES WITH 3-POINTER**

|    |                 |
|----|-----------------|
| 12 | Jared Butler    |
| 11 | Davion Mitchell |
| 4  | MaCio Teague    |

**CONSECUTIVE GAMES WITH 10+ POINTS**

|   |                 |
|---|-----------------|
| 8 | MaCio Teague    |
| 4 | Davion Mitchell |
| 3 | Jared Butler    |
| 1 | Mark Vital      |

**LARGEST LEADS & DEFICITS**

|                  | W/L         | HALFTIME |         | LARGEST LEAD | LARGEST DEFICIT |
|------------------|-------------|----------|---------|--------------|-----------------|
|                  |             | SCORE    | MARGIN  |              |                 |
| vs. Louisiana    | W, 112-82   | +13      | (53-40) | +33          | -4              |
| vs. Washington   | W, 86-52    | +14      | (38-24) | +37          | —               |
| vs. #5 Illinois  | W, 82-69    | +1       | (31-30) | +16          | -2              |
| SFA              | W, 83-52    | +16      | (38-22) | +37          | -2              |
| at K-State       | W, 100-69   | +29      | (56-27) | +32          | —               |
| UAPB             | W, 99-42    | +43      | (55-12) | +58          | —               |
| Central Ark.     | W, 93-56    | +18      | (53-35) | +43          | —               |
| Alcorn St.       | W, 105-76   | +32      | (59-27) | +44          | -4              |
| at Iowa St.      | W, 76-65    | +4       | (36-32) | +13          | -3              |
| Oklahoma         | W, 76-61    | +17      | (42-25) | +19          | —               |
| at TCU           | W, 67-49    | -1       | (29-28) | +18          | -4              |
| at #15 TTU       | W, 68-60    | +8       | (26-18) | +10          | -3              |
| #9 Kansas        | W, 77-69    | +13      | (41-28) | +16          | —               |
| at Oklahoma St.  | W, 81-65    | -4       | (32-36) | +18          | -9              |
| K-State          | W, 107-59   | +28      | (56-24) | +52          | —               |
| Auburn           | W, 84-72    | +5       | (35-30) | +21          | -2              |
| at #6 Texas      | W, 83-69    | +7       | (41-34) | +15          | -2              |
| Iowa St.         | W, 77-72    | -5       | (32-37) | +5           | -17             |
| at #17 Kansas    | L, 58-71    | -3       | (30-33) | +4           | -13             |
| at #6 WVU        | W, 94-89 OT | +4       | (35-31) | +12          | -7              |
| #17 Oklahoma St. | W, 81-70    | +11      | (42-31) | +14          | -1              |
| #18 Texas Tech   | W, 88-73    | +2       | (34-32) | +22          | —               |

**GAME TRENDS**

|                  | W/L         | SCORE         | TIME          |              | TIME TIED |
|------------------|-------------|---------------|---------------|--------------|-----------|
|                  |             |               | LEADING       | TRAILING     |           |
| vs. Louisiana    | W, 112-82   | 37:27         | 1:32          | 1:01         | 1:01      |
| vs. Washington   | W, 86-52    | 38:15         | —             | 1:45         | 1:45      |
| vs. #5 Illinois  | W, 82-69    | 24:48         | 6:43          | 8:29         | 8:29      |
| SFA              | W, 83-52    | 36:56         | 0:54          | 2:10         | 2:10      |
| at K-State       | W, 100-69   | 39:20         | —             | 0:40         | 0:40      |
| UAPB             | W, 99-42    | 38:51         | —             | 1:09         | 1:09      |
| Central Ark.     | W, 93-56    | 39:41         | —             | 0:19         | 0:19      |
| Alcorn State     | W, 105-76   | 35:59         | 2:40          | 1:21         | 1:21      |
| at Iowa St.      | W, 76-65    | 34:53         | 1:33          | 3:34         | 3:34      |
| Oklahoma         | W, 76-61    | 39:25         | —             | 0:35         | 0:35      |
| at TCU           | W, 67-49    | 31:06         | 5:45          | 3:09         | 3:09      |
| at #15 TTU       | W, 68-60    | 30:14         | 4:47          | 4:59         | 4:59      |
| #9 Kansas        | W, 77-69    | 39:43         | —             | 0:17         | 0:17      |
| at Oklahoma St.  | W, 81-65    | 16:11         | 20:26         | 3:23         | 3:23      |
| K-State          | W, 107-59   | 37:55         | —             | 2:05         | 2:05      |
| Auburn           | W, 84-72    | 35:27         | 1:01          | 3:32         | 3:32      |
| at #6 Texas      | W, 83-69    | 36:45         | 1:08          | 2:07         | 2:07      |
| Iowa St.         | W, 77-72    | 4:01          | 33:39         | 2:20         | 2:20      |
| at #17 Kansas    | L, 58-71    | 4:49          | 31:53         | 3:18         | 3:18      |
| at #6 WVU        | W, 94-89 OT | 25:50         | 15:11         | 3:59         | 3:59      |
| #17 Oklahoma St. | W, 81-70    | 38:42         | 0:58          | 0:20         | 0:20      |
| #18 Texas Tech   | W, 88-73    | 38:36         | —             | 1:24         | 1:24      |
| <b>TOTAL</b>     |             | <b>704:54</b> | <b>128:10</b> | <b>51:56</b> |           |

**TCHAMWA TCHATCHOUA PROVIDING SPARK OFF BENCH**

- Jonathan Tchamwa Tchatchoua missed the Feb. 23 game vs. Iowa State due to COVID protocols, but he has played 11+ minutes off the bench in every other game this season, including 11 games with 20+ minutes.
- “Every Day Jon” earned Big 12 All-Newcomer Team honors after playing 19.8 minutes per game off the bench.
- Tchamwa Tchatchoua leads all Big 12 reserves with 5.4 rebounds per game, which ranks 15th overall.
- Tchamwa Tchatchoua has made 48% of his FGs on dunks (29-of-60), including all 5 in the win over Washington.

**BEARS INK HIGHEST-RANKED RECRUITING CLASS IN PROGRAM HISTORY FOR 2021-22**

- Baylor signed the highest-ranked recruiting class in program history in November, inking a trio of top-40 recruits for the 2021-22 season. BU’s 2021 recruiting class was ranked No. 4 nationally by ESPN.
- The Bears signed 5-star forward Kendall Brown, 4-star guard Langston Love and 4-star forward Jeremy Sochan.
- Brown is ranked No. 12 nationally, Love is ranked No. 23 nationally and Sochan is ranked No. 40 nationally.
- Brown attends Sunrise Christian Academy in Bel Aire, Kan. and is a Cottage Grove, Minn. native.
- Love attends Montverde Academy in Florida and is a University City, Texas native.
- Sochan attends Orange Academy in Germany and is a Southampton, United Kingdom native. He debuted Feb. 20 for the Poland Senior National Team, becoming the youngest Polish National Team player in program history.

**BREAKTHROUGH IN BIG 12**

- BU is 127-81 in Big 12 play in 12 seasons since 2010 after going 59-149 in the league’s first 13 seasons.
- BU is 141-98 in Big 12 play in 14 seasons since 2008 after going 45-131 in the league’s first 11 seasons.
- Baylor is 48-41 in Big 12 road games since 2012, second-best in the league behind only Kansas (58-32).
- BU has won 8+ Big 12 games in 10 straight seasons after winning 8+ just 3 times in the league’s first 15 years.
- BU has double-digit Big 12 wins in 6 of the last 7 years and 8 of the last 12 seasons. BU didn’t reach double-digit Big 12 wins in any of its first 13 years in the league before reaching 10+ for the first time since 2010.

**SECOND-MOST WINS AMONG BIG 12 TEAMS IN LAST DECADE**

- Baylor’s 238-98 record since 2011-12 trails only Kansas (283-71) among Big 12 teams (thru 3/9/21).
- West Virginia (210-127) is 3rd, Iowa State (197-134) is 4th, Oklahoma (194-126) is 5th, Kansas State (190-141) is 6th, Texas (187-142) is 7th, Oklahoma St. (181-142) is 8th, Texas Tech (176-147) is 9th and TCU (164-163) is 10th.
- Baylor has averaged 24.1 wins per season over the last nine full seasons since 2011-12.

**PROTECTING HALFTIME LEADS**

- BU is 72-5 in its last 77 games when leading at halftime – 18-0 in 2021, 21-2 in 2020, 15-3 in 2019 and 15-0 in 2018.
- Baylor has won 90% of its games (187-21) when leading at the half in the last 10 seasons (18-0 in 2021, 21-2 in 2020, 15-3 in 2019, 15-0 in 2018, 18-3 in 2017, 18-2 in 2016, 21-7 in 2015, 18-2 in 2014, 17-1 in 2013 and 26-1 in 2012).
- BU has won 40% of games in which its been tied or trailing at the half since 2011-12, going 51-77 in those.

**PROGRAM HIGHLIGHTS**

- Drew is in his 18th season at Baylor and is the school’s all-time wins leader (363).
- Baylor has had a nation-leading four players selected in the NBA Draft since 2010 who weren’t ranked in the ESPN100 out of high school – Quincy Acy, Ekpe Udoh, Pierre Jackson and Taurean Prince.
- Drew has graduated 52 players during his Baylor tenure, averaging 3 graduates per season.
- The Bears have advanced to postseason play in a school-record eight straight seasons (6 NCAA, 2 NIT).
- Baylor is 23-4 in regular-season tournaments since 2013-14, including 4 regular-season tournament titles.
- Drew has won 20+ games in 12 of the last 14 years – the Bears had 3 seasons of 20+ wins prior to his arrival.

**SCOTT DREW COACHING TREE**

- Three current Division I head coaches took their first DI head coaching jobs after stints on Scott Drew’s BU staff.
- Matthew Driscoll is in his 12th season as head coach at North Florida after six seasons as a Baylor assistant.
- Grant McCasland is in his fourth season as head coach at North Texas. He spent five years as a Baylor assistant before taking over as Arkansas State head coach for one season in 2016-17.
- Paul Mills is in his fourth season as head coach at Oral Roberts. He was a member of Drew’s original Baylor staff in 2003-04 and spent 14 years with Drew, the final eight as an assistant coach.
- All 3 former assistants have led their teams to conference titles – Driscoll led UNF to the 2015 A-Sun title, McCasland led UNT to the 2020 C-USA title and Mills led ORU to the 2021 Summit League tournament title.

**EIGHT CONSECUTIVE POSTSEASON BERTHS**

- Baylor is on a school-record streak of eight consecutive postseason berths, surpassing the total number of postseason berths in the program’s 97 seasons prior to the **Scott Drew** era.
- Baylor is 1 of 14 teams to appear in every postseason since 2012, joining Cincinnati, Duke, Gonzaga, Iona, Kansas, Kentucky, Michigan State, New Mexico State, North Carolina, Oregon, Saint Mary’s, Virginia and Wichita State.
- BU earned NCAA Tournament bids in 2012, 2014, 2015, 2016, 2017 and 2019 and NIT bids in 2013 and 2018.
- Baylor has made postseason appearances in 11 of 12 seasons since 2008. Prior to that, Baylor’s only postseason berths were in 1946 (NCAA), 1948 (NCAA), 1950 (NCAA), 1987 (NIT), 1988 (NCAA), 1990 (NIT) and 2001 (NIT).
- Baylor is 21-10 in postseason national tournaments during the Drew era after going 3-9 prior to Drew’s arrival.

**44 PRO PLAYERS IN DREW ERA**

- In Scott Drew's 17 years at Baylor, 44 of his players have gone on to professional careers.
- Six of Drew's players have been in the NBA recently, and they all graduated from Baylor – Quincy Acy (Suns), Johnathan Motley (Suns), Royce O'Neale (Jazz), Taurean Prince (Cavs), Ekpe Udoh (Jazz) and Freddie Gillespie (Mavs).

**BIG 12'S SECOND-BEST ROAD MARK SINCE 2012**

- Baylor is 48-41 in Big 12 road games since 2012, 2nd-best in the league behind only Kansas (thru 3/9/21).
- BU is 39-32 in Big 12 road games since 2014, which is also second-best in the league behind only Kansas.

**LAST 10 YEARS (2012-PRES.)**

Kansas — 58-32  
 Baylor — 48-41  
 West Virginia — 33-47  
 Kansas State — 32-58  
 Texas — 30-59  
 Oklahoma — 28-62  
 Oklahoma State — 27-63  
 Iowa State — 26-64  
 Texas Tech — 22-67  
 TCU — 12-68

**LAST 8 YEARS (2014-PRES.)**

Kansas — 45-27  
 Baylor — 39-32  
 West Virginia — 30-41  
 Texas — 25-46  
 Oklahoma — 24-48  
 Texas Tech — 21-50  
 Kansas State — 21-51  
 Oklahoma State — 21-51  
 Iowa State — 19-53  
 TCU — 12-59

**MEMORABLE SENIOR NIGHT VICTORY OVER TEXAS TECH GIVES BU 7TH RANKED WIN**

- Baylor put together a memorable senior night with an 88-73 win over No. 18 Texas Tech on March 7.
- **MaCio Teague** tied a school record with 10 made 3-pointers (10-of-12) and his 35 points tied the 4th-most points in a Big 12 game in BU history. He tied the 2nd-most made 3-pointers by any player in the Big 12's 25-year history.
- Fellow senior **Mark Vital** had his first double-double of the season with 10 points and 15 rebounds.

**BU DEFEATS OKLAHOMA STATE FOR 6TH RANKED WIN OF SEASON**

- Baylor controlled throughout in an 81-70 win over No. 17 Oklahoma State in Waco on March 4.
- The Bears built an 11-point halftime lead and led for 38:42 of game time, never trailing by more than 1 point.
- **Jared Butler** led with 22 points, while **Matthew Mayer** added a season-high 19 points off the bench.
- Baylor's three starting guards combined for 17 assists – **Davion Mitchell** (7), **Butler** (5) and **MaCio Teague** (5).

**BEARS CLINCH FIRST CONFERENCE TITLE IN 71 YEARS IN OT WIN AT NO. 6 WEST VIRGINIA**

- Baylor clinched its first conference title since 1950 by earning a dramatic 94-89 overtime victory at No. 6 West Virginia on March 2. The win improved the Bears to 4-0 vs. AP Top 10 teams this season.
- The Bears trailed 50-43 with 13:54 left, but the Bears regained the lead with a 12-4 run.
- BU was led by 25 points from **Jared Butler**, while **Davion Mitchell** added 20 and **Matthew Mayer** had 18.
- Butler sent the game to OT with a driving layup with 2 seconds left and Mitchell put the Bears in front for good on a layup with 57 seconds left in overtime. The Bears held WVU to 1 point in the final 2 minutes of OT.

**BU SUFFERS FIRST LOSS OF SEASON AT NO. 17 KANSAS**

- Baylor suffered its first loss of the season on Feb. 27 at No. 17 Kansas, 71-58. It was the first time BU trailed inside the final 4 minutes of a game this season and ended the 2nd-longest winning streak in BU history at 18.
- The Bears were held to a season-low 58 points, 9 points fewer than any previous game.
- BU was 6-of-26 on 3-pointers and 6-of-16 on free throws, but committed the fewest turnovers of the Drew era (3).

**BEARS RETURN AFTER 21 DAYS, OVERCOME 17-POINT DEFICIT TO BEAT IOWA STATE**

- Baylor played its first game in 21 days on Feb. 23 vs. Iowa State. The Bears fell behind 32-15 with 6:20 left in the first half, but they cut the deficit to 5 points at half and rallied to win 77-72.
- The 5-point win was the first time Baylor won by fewer than 8 points all season and the first time the Bears didn't lead throughout the final 7 minutes of a game all season. BU took its first lead with 4:26 left and didn't trail again.
- **Adam Flagler** stepped up with 22 points off the bench, and **Mark Vital** had 15 rebounds and 3 blocks.

**BU PREVAILS IN TOP-10 BATTLE AT TEXAS**

- Baylor pulled away for an 83-69 win at No. 6 Texas on Feb. 2, matching the best start in program history at 17-0.
- **Davion Mitchell** posted 27 points, while **Jared Butler** added 21 points and 4 steals.
- The Bears shot a blistering 59% from the field and won despite Texas shooting 55%, including 46% on 3FGs.

**BENCH SPARKS BEARS PAST AUBURN IN BIG 12/SEC CHALLENGE**

- BU used a 20-7 second-half run to pull away in an 84-72 win over Auburn on Jan. 30 in the Big 12/SEC Challenge.
- **Adam Flagler** posted a game-high 19 points off the bench, while **Matthew Mayer** added 13 points, including 10 points as part of the 20-7 run. **Jared Butler**, **Davion Mitchell** and **MaCio Teague** combined for 44 points.

**BEARS TOP 100 AGAIN IN SWEEP OF K-STATE**

- Baylor cruised to a 107-59 victory over K-State on Jan. 27. BU also scored 100 in the win in Manhattan earlier in the season, and those two wins are the only times a Bruce Weber-coached team has allowed 100+ points.
- This was the second time in BU history to score 100 points twice in a season vs. an opponent (1979 vs. TCU).
- It was BU's most points in regulation of a Big 12 game and 2nd-largest margin-of-victory in a conference game.
- **Davion Mitchell** posted a career-high 31 points, including 22 points in just 12 second-half minutes.

**2020-21 SEASON HONORS****JARED BUTLER**

Wooden Award Finalist (1 of 15)  
 Naismith Trophy Semifinalist (1 of 10)  
 Bob Cousy Point Guard Award Finalist (1 of 5)  
 All-America First Team (Sporting News)  
 Big 12 Player of the Year (AP; The Athletic)  
 All-Big 12 First Team – unanimous (coaches; AP)  
 Big 12 All-Defensive Team  
 Naismith Trophy Defensive POY Watch List (1 of 15)  
 Lute Olson Award Midseason Watch List  
 NCAA National Player of the Week (Jan. 25)  
 Naismith Trophy Player of the Week (Jan. 25)  
 USBWA National Player of the Week (Jan. 26)  
 Big 12 Player of the Week (Jan. 25)

**SCOTT DREW**

Big 12 Coach of the Year (second-straight year)  
 Naismith Men's Coach of the Year Semifinalist (1 of 10)

**DAVION MITCHELL**

Naismith Trophy Defensive POY Semifinalist (1 of 10)  
 All-America Third Team (Sporting News)  
 Big 12 Defensive Player of the Year  
 All-Big 12 First Team (coaches)  
 All-Big 12 Second Team (AP)  
 Big 12 All-Defensive Team (unanimous)  
 Naismith Trophy Midseason Team (1 of 30)  
 Big 12 Player of the Week (Feb. 1)

**JONATHAN TCHAMWA TCHATOUA**

Big 12 All-Newcomer Team

**MACIO TEAGUE**

Jerry West Shooting Guard Award Finalist (1 of 5)  
 All-Big 12 Second Team (AP)  
 All-Big 12 Third Team (coaches)  
 NCAA National Player of the Week (March 8)  
 Big 12 Player of the Week (March 8)

**MARK VITAL**

Naismith Trophy Defensive POY Semifinalist (1 of 10)  
 Big 12 Defensive Player of the Year (The Athletic)  
 All-Big 12 Honorable Mention  
 Big 12 All-Defensive Team (unanimous)  
 Karl Malone Power Forward of the Year Watch List

**SPECIALTY STATISTICS**

[PP - Paint; POT - Turnovers; 2nd - Second chance; BP - Bench]

| [BAYLOR-OPPONENT]       |            |            |            |            |
|-------------------------|------------|------------|------------|------------|
| OPPONENT                | PP         | POT        | 2ND        | BP         |
| vs. Louisiana-Lafayette | 52-40      | 30-15      | 19-7       | 45-4       |
| vs. Washington          | 34-26      | 11-9       | 24-7       | 37-26      |
| vs. #5 Illinois         | 38-30      | 17-8       | 24-7       | 34-26      |
| SFA                     | 32-34      | 40-10      | 9-12       | 43-13      |
| at Kansas State         | 38-34      | 21-8       | 14-13      | 33-34      |
| UAPB                    | 48-16      | 28-4       | 21-4       | 55-0       |
| Central Arkansas        | 40-14      | 31-9       | 8-6        | 46-13      |
| Alcorn State            | 40-24      | 31-17      | 18-17      | 47-46      |
| at Iowa State           | 38-26      | 23-20      | 13-8       | 13-7       |
| Oklahoma                | 32-28      | 12-22      | 16-8       | 40-9       |
| at TCU                  | 36-16      | 19-9       | 14-9       | 6-10       |
| at #15 Texas Tech       | 16-22      | 22-12      | 11-5       | 26-5       |
| #9 Kansas               | 34-30      | 26-23      | 12-11      | 13-17      |
| at Oklahoma State       | 32-38      | 19-5       | 20-16      | 22-4       |
| Kansas State            | 44-22      | 34-17      | 23-9       | 33-34      |
| Auburn                  | 32-44      | 14-15      | 20-15      | 38-16      |
| at #6 Texas             | 36-32      | 20-14      | 2-5        | 17-4       |
| Iowa State              | 38-30      | 10-10      | 8-6        | 26-7       |
| at #17 Kansas           | 32-42      | 18-4       | 15-17      | 5-12       |
| at #6 West Virginia     | 42-20      | 18-16      | 13-10      | 28-27      |
| #17 Oklahoma State      | 34-40      | 26-18      | 8-11       | 24-20      |
| #18 Texas Tech          | 26-30      | 13-15      | 17-15      | 8-23       |
| <b>BAYLOR TOTAL</b>     | <b>794</b> | <b>483</b> | <b>329</b> | <b>639</b> |
| Baylor Average          | 36.1       | 22.0       | 15.0       | 29.0       |
| <b>OPP TOTAL</b>        | <b>638</b> | <b>280</b> | <b>218</b> | <b>357</b> |
| Opp Average             | 29.0       | 12.7       | 9.9        | 16.2       |

**POINTS PER POSSESSION**

| GAME                    | BAYLOR | OPPONENT    |
|-------------------------|--------|-------------|
| vs. Louisiana-Lafayette | 1.38   | 1.01        |
| vs. Washington          | 1.28   | 0.78        |
| vs. #5 Illinois         | 1.21   | 1.01        |
| Stephen F. Austin       | 1.06   | <b>0.67</b> |
| at Kansas State         | 1.47   | 1.01        |
| Arkansas-Pine Bluff     | 1.39   | <b>0.59</b> |
| Central Arkansas        | 1.18   | <b>0.71</b> |
| Alcorn State            | 1.46   | 1.06        |
| at Iowa State           | 1.00   | <b>0.86</b> |
| Oklahoma                | 1.15   | <b>0.92</b> |
| at TCU                  | 1.03   | <b>0.75</b> |
| at #15 Texas Tech       | 0.97   | 0.86        |
| #9 Kansas               | 1.18   | 1.06        |
| at Oklahoma State       | 1.19   | 0.97        |
| Kansas State            | 1.37   | 0.76        |
| Auburn                  | 1.17   | 1.00        |
| at #6 Texas             | 1.24   | 1.03        |
| Iowa State              | 1.10   | 1.03        |
| at #17 Kansas           | 0.94   | 1.15        |
| at #6 West Virginia     | 1.25   | 1.19        |
| #17 Oklahoma State      | 1.17   | 1.01        |
| #18 Texas Tech          | 1.38   | 1.14        |

**STRONG SECOND HALF THE DIFFERENCE IN WIN AT OKLAHOMA STATE**

- Baylor trailed 34-25 late in the first half, the first time the Bears faced a deficit greater than 4 points all season, but the Bears turned up the intensity in the second half and pulled away for an 81-66 win at Oklahoma State on Jan. 23.
- BU trailed 50-48 with 12 minutes left, then went on a 19-1 run and led by double-digits the rest of the way.
- **Jared Butler** hit 3-pointers on 3-consecutive trips to turn a 3-point lead into a 12-point lead with 8 minutes left.
- Butler finished with 22 points, while **Mark Vital** had a career-high 19 points on 8-of-9 from the field.

**BUTLER'S 30 LEAD BEARS PAST NO. 9 KANSAS**

- Baylor jumped out to an 11-2 lead and led wire-to-wire in a 77-69 victory over No. 9 Kansas on Jan. 18.
- The Bears got 30 points from **Jared Butler**, who made 7-of-9 from 3-point range and added 8 assists.
- BU took a 41-28 halftime lead and led by at least 5 points for the final 36 minutes of game time.
- **Mark Vital** contributed 10 rebounds and a highlight-reel block, while **MaCio Teague** added 13 points.

**DEFENSE STANDS TALL, OFFENSE SHINES LATE IN ROAD WIN AT NO. 15 TEXAS TECH**

- Baylor held No. 15 Texas Tech to a season-low 18 first-half points, but the Bears trailed 45-44 with 7:14 left before going on a 17-6 run over the next 4:23 to pull away late in a 68-60 win in Lubbock on Jan. 16.
- **Adam Flagler** posted 15 points off the bench, including the go-ahead jumper to spark the late 17-6 run.
- **Davion Mitchell** led the Bears with 17 points, while **MaCio Teague** added 14 points.
- **Jared Butler** scored his only 7 points over a 70-second stretch in the final 5 minutes, including a pair of 3-pointers.

**BEARS SHAKE OFF SLOW START TO RECORD ROAD WIN AT TCU**

- Baylor faced a halftime deficit for the first time all season after Mike Miles hit a buzzer-beating 60-footer to give TCU a 28-27 lead at the break, but the Bears responded and led for the final 19:39 in a 67-49 win over TCU on Jan. 9.
- The Bears shot just 1-of-10 from 3-point range in the first half, but went 5-of-9 in the second half. Baylor's defense held TCU to 33% shooting in both halves and forced 22 turnovers.

**BU HOLDS SOONER OFFENSE IN CHECK FOR 10TH-STRAIGHT WIN**

- Baylor jumped out to a 16-2 lead and Oklahoma never got closer than 5 points the rest of the way, as the Bears held the Sooners to a season-low scoring output in a 76-61 win on Jan. 6 in Waco.
- BU's bench out-scored OU's 40-9, led by 16 points from **Matthew Mayer** and 15 points from **Adam Flagler**.

**BEARS FIGHT FOR TOUGH ROAD WIN AT IOWA STATE**

- Despite season-lows of 76 points and 10 assists, BU held on for a hard-fought 76-65 win at Iowa State on Jan. 2.
- Baylor committed 17 turnovers, but forced 21 ISU turnovers. BU shot a season-worst 4-for-19 from distance.
- **Jared Butler** led BU with 21 points, 5 assists and 4 steals, while Mitchell and Teague added 13 points apiece.

**BU TOPS CENTURY MARK FOR THIRD TIME IN WIN OVER ALCORN**

- Playing its second game in as many days, the Bears rolled to a 105-76 win over Alcorn State on Dec. 30.
- The Bears' three starting guards combined for 45 points (13-22 FGs, 13-13 FTs), 16 assists and only 4 turnovers, led by **Davion Mitchell**, who posted his second-career double-double with 10 points and 10 assists.
- Six Bears scored in double-figures, including career-highs of 10 points for **Jordan Turner** and **Zach Loveday**.

**BEARS ROAR BACK FROM BREAK IN WIN OVER CENTRAL ARKANSAS**

- Baylor returned from its Christmas break with a 93-56 win over Central Arkansas on Dec. 29.
- The Bears posted 25 assists against only 10 turnovers, including a career-high 12 assists from **Davion Mitchell**.
- **Jonathan Tchamwa Tchatchoua** had his first double-double of the season with 13 points and 11 boards.

**BENCH TAKES CARE OF BUSINESS VS. UAPB**

- Baylor's bench scored more points than the entire UAPB team in the Bears' 99-42 win on Dec. 21. The BU bench out-scored UAPB's bench 55-0, with a team-high 15 points from freshman **LJ Cryer**.
- BU committed only 5 turnovers, forced 23 turnovers and had 25 assists on 37 made field goals.

**NO RUST FOR BU OFFENSE IN BIG 12 OPENER AT K-STATE**

- Despite going 9 days without a game and having only two days of practice before its Big 12 opener at Kansas State, BU rolled to a 100-69 victory on Dec. 19, becoming the first team to score 100 in Manhattan since 1992.
- Two Baylor guards posted double-doubles, with **MaCio Teague's** 23 points and 10 rebounds and **Jared Butler's** 14 points and career-high 13 assists. **Davion Mitchell** added a career-high 20 points.

**BU FORCES 35 TURNOVERS IN DOMINANT WIN OVER SFA**

- Baylor forced a Ferrell Center-record 35 turnovers and rolled to an 83-52 win over SFA in its Dec. 9 home opener.
- The Bears snapped SFA's 18-game winning streak (which was the nation's 2nd-longest active streak) and handed SFA its largest margin-of-defeat in more than two years – a 38-point loss at Miami on Nov. 13, 2018.

**BEARS NOTCH TOP-5 WIN OVER ILLINOIS IN JIMMY V CLASSIC**

- Baylor recorded its first ranked win of the season by beating No. 5 Illinois 82-69 in the Jimmy V Classic on Dec. 2.
- Four BU guards all scored in double-figures and combined for 56 points, led by **Adam Flagler's** 18 off the bench.
- There were 10 lead changes in the game, and score was tied 43-43 with 13:16 left. BU used a 6-0 run to take the lead for good, and put the game away with a 9-0 run over 75 seconds to take a 65-61 lead with 7 minutes left.
- After being out-rebounded 25-18 in the first half, Baylor out-rebounded the Illini 20-10 after the break.



**2020-21 BAYLOR BASKETBALL GAME NOTES**  
**TWO 30-POINT WINS IN VEGAS TO OPEN SEASON**

- Baylor’s season started three days later than expected, but the Bears came out strong scoring 112 points in a 30-point win over Louisiana-Lafayette and then taking down Washington 86-52 the following day.
- The Bears drained 15 treys and had 25 assists on their way to 112 points in the opener vs. Louisiana-Lafayette.
- BU out-rebounded Washington 50-19, with Mark Vital (15) recording as many rebounds as all Washington players combined (15 + 4 team rebounds). It was the second time Vital accomplished that feat (2018-19 at Arizona).

**FIVE MARCH MADNESS APPEARANCES IN LAST SIX TOURNAMENTS**

- Baylor has appeared in five of the last six NCAA Tournaments dating back to 2014.
- BU is 1 of 22 teams (1 of 15 in Power-5) to appear in five NCAA Tournaments since 2014, joining Arizona, Cincinnati, Duke, Gonzaga, Iowa State, Kansas, Kentucky, Michigan, Michigan State, New Mexico State, North Carolina, Oklahoma, Oregon, Providence, Purdue, VCU, Villanova, Virginia, Wichita State, Wisconsin and Xavier.

**POINT GUARDS THRIVE IN DREW’S SYSTEM**

- Ten of Baylor’s 11 starting point guards during the **Scott Drew** era have earned All-Big 12 recognition.
- Baylor’s starting point guard has earned All-Big 12 recognition in 16 of 17 seasons since 2004-05.
- Jared Butler (2019, 2020, 2021), Davion Mitchell (2020, 2021), Makai Mason (2019), Manu Lecomte (2017, 2018), Lester Medford (2016), Kenny Chery (2014, 2015), Pierre Jackson (2012, 2013), Tweety Carter (2010), Curtis Jerrells (2007, 2008, 2009) and Aaron Bruce (2005, 2006, 2007) have earned All-Big 12 recognition.

**PLAYER DEVELOPMENT – FROM UNRANKED TO NBA DRAFT PICKS**

- Baylor has had a nation-leading four players selected in the NBA Draft since 2010 who weren’t ranked in the ESPN100 out of high school.
- The only other schools with three such players were Colorado, Marquette, Missouri, New Mexico and Connecticut.
- Baylor developed **Quincy Acy**, **Ekpe Udoh**, **Pierre Jackson** and **Taurean Prince** into NBA Draft picks after joining the program as unranked recruits.

**HISTORY OF DEVELOPMENT WITH REDSHIRTS**

- Baylor has a track record of success when redshirting players. **Ekpe Udoh**, **Johnathan Motley**, **Cory Jefferson**, **Brady Heslip**, **Jo Lual-Acuil Jr.** and **Manu Lecomte** have all gone on to professional careers after redshirting.
- **Mark Vital**, **Freddie Gillespie**, **MaCio Teague** and **Davion Mitchell** have earned All-Big 12 honors after redshirting.
- **Adam Flagler** and **Jonathan Tchamwa Tchatchoua** redshirted last season while sitting out to satisfy NCAA transfer rules, while freshman **Jordan Turner** elected to redshirt last year. **Dain Dainja** is redshirting in 2020-21.

**BAYLOR BASKETBALL ON THE RADIO**

- Baylor basketball is aired live via the Baylor Sports Network from Learfield IMG College on ESPN Central Texas and flagship station 1660AM ESPN Radio (KRZI) in Waco and worldwide on Sirius/XM Radio.
- Games are broadcast by the “Voice of the Bears” John Morris, who was named NSMA 2019 Texas co-Sportscaster of the Year on Jan. 13, 2020, and former Baylor basketball standout Pat Nunley.
- Morris is in his 37th year doing BU broadcasts (26th full-time), and Nunley is in his 40th season as analyst.
- All of Baylor’s games can be heard live on the Internet at [www.BaylorBears.com](http://www.BaylorBears.com) and via the TuneIn App.

**ENTIRE STAFF RETURNS**

- Scott Drew’s entire coaching staff returns for the 2020-21 season, a fourth-straight season of continuity.
- Jerome Tang is in his fourth season as associate head coach and has been on Drew’s staff all 18 seasons at Baylor.
- Assistant coaches Alvin Brooks III (fifth season) and John Jakus (fourth season) also return to the bench.
- Special assistant & director of player development Jared Nuness is back for his 11th season, while director of basketball operations Aditya Malhotra returns for his 8th season. Special assistant to the head coach Bill Peterson and director of video operations Ty Beard are both back for their fourth seasons.

**OFFENSIVE REBOUNDING A BAYLOR STAPLE**

- Baylor has ranked top-10 nationally in offensive rebounding percentage in every season since 2013-14, including five times ranked in the nation’s top-4. The Bears only cracked the top-20 once in Drew’s first 10 years.
- Baylor’s 7-year streak is the nation’s best, and West Virginia (6 years) is the only other team with a 3+ year streak.
- Baylor currently ranks 4th nationally in offensive rebounding percentage, grabbing 37.5% of its missed field goals.
- Baylor finished ranked No. 8 nationally in 2019-20, No. 2 in 2018-19, No. 9 in 2017-18, No. 3 in 2016-17, No. 4 in 2015-16, No. 1 in 2014-15 and No. 3 in 2013-14. Prior to that top-10 streak, BU’s best rank was No. 16 in 2011-12.

**GRADUATING 91 PERCENT OF SENIORS**

- Since **Scott Drew** took over the Baylor Basketball program in 2003, 34 of 37 scholarship players who have played their fourth years of collegiate eligibility under Drew have graduated from Baylor.
- Players recruited by Drew to graduate at Baylor: Tim Bush, Patrick Fields, Aaron Bruce, Mamadou Diene, Delbert Simpson, Curtis Jerrells, Henry Dugat, Kevin Rogers, Tweety Carter, Josh Lomers, Ekpe Udoh, Fred Ellis, Quincy Acy, Anthony Jones, J’mison Morgan, A.J. Walton, Cory Jefferson, Brady Heslip, Gary Franklin, Kenny Chery, Royce O’Neale, Lester Medford, Rico Gathers, Taurean Prince, Al Freeman, Johnathan Motley, Ishmail Wainright, Manu Lecomte, Jo Lual-Acuil Jr., Nuni Omot, Jake Lindsey, King McClure, Freddie Gillespie and Devonte Bando.

**SINGLE-SEASON RECORDS WATCH**

**3-POINT FIELD GOAL PERCENTAGE**

| SEASON LEADERS      |         | MINIMUM 75 ATTEMPTS |     |      |
|---------------------|---------|---------------------|-----|------|
| PLAYER              | SEASON  | 3FM                 | 3FA | PCT  |
| 1. Mark Buchanan    | 1986-87 | 55                  | 113 | .487 |
| 2. Davion Mitchell  | 2020-21 | 50                  | 106 | .472 |
| 3. Melvin Hunt      | 1990-91 | 45                  | 96  | .468 |
| 4. Brady Heslip     | 2013-14 | 118                 | 254 | .465 |
| 5. Brady Heslip     | 2011-12 | 100                 | 220 | .455 |
| 6. Jared Butler     | 2020-21 | 60                  | 135 | .444 |
| 7. Royce O’Neale    | 2014-15 | 49                  | 112 | .438 |
| 8. Nuni Omot        | 2017-18 | 52                  | 120 | .433 |
| 9. Damond Mannon    | 1995-96 | 40                  | 95  | .421 |
| 10. LaceDarius Dunn | 2009-10 | 116                 | 277 | .419 |
| 11. LaceDarius Dunn | 2007-08 | 74                  | 178 | .416 |
| 12. Pierre Jackson  | 2011-12 | 69                  | 169 | .408 |

**TEAM FIELD GOAL PERCENTAGE**

|     |      |                |         |
|-----|------|----------------|---------|
| 1.  | .511 | [928-of-1,817] | 1978-79 |
| 2.  | .509 | [903-of-1,774] | 1987-88 |
| 3.  | .497 | [691-of-1,389] | 2020-21 |
| 4.  | .487 | [993-of-2,040] | 2009-10 |
| 5.  | .483 | [740-of-1,531] | 1981-82 |
| 6.  | .481 | [756-of-1,573] | 1990-91 |
| 7.  | .476 | [764-of-1,604] | 1986-87 |
| 8.  | .475 | [903-of-1,900] | 1976-77 |
| 9.  | .474 | [872-of-1,839] | 1977-78 |
| 10. | .474 | [731-of-1,542] | 1979-80 |
| 11. | .473 | [696-of-1,471] | 1980-81 |

**TEAM 3-POINT FIELD GOAL PERCENTAGE**

|     |      |              |         |
|-----|------|--------------|---------|
| 1.  | .429 | [233-of-543] | 2020-21 |
| 1.  | .386 | [280-of-725] | 2013-14 |
| 2.  | .385 | [255-of-662] | 2009-10 |
| 3.  | .385 | [90-of-234]  | 1986-87 |
| 4.  | .384 | [147-of-383] | 1989-90 |
| 5.  | .383 | [259-of-676] | 2011-12 |
| 6.  | .381 | [150-of-394] | 1990-91 |
| 7.  | .378 | [275-of-727] | 2007-08 |
| 8.  | .377 | [236-of-626] | 2014-15 |
| 9.  | .372 | [134-of-360] | 2005-06 |
| 10. | .367 | [210-of-572] | 2015-16 |

**PARTICIPATION**

**CAREER STARTS**

|     |  |
|-----|--|
| 116 | MaCio Teague (66 at UNC Asheville)       |
| 97  | Mark Vital                               |
| 73  | Jared Butler                             |
| 52  | Davion Mitchell                          |
| 36  | Adam Flagler (36 at Presbyterian)        |
| 22  | Flo Thamba                               |
| 11  | Jonathan Tchamwa Tchatchoua (11 at UNLV) |

**CAREER GAMES PLAYED (NCAA)**

|     |  |
|-----|--|
| 118 | Mark Vital                               |
| 117 | MaCio Teague (67 at UNC Asheville)       |
| 86  | Davion Mitchell (34 at Auburn)           |
| 86  | Jared Butler                             |
| 85  | Matthew Mayer                            |
| 74  | Flo Thamba                               |
| 56  | Adam Flagler (36 at Presbyterian)        |
| 52  | Jonathan Tchamwa Tchatchoua (31 at UNLV) |
| 16  | LJ Cryer                                 |
| 14  | Jackson Moffatt                          |
| 9   | Zach Loveday                             |
| 8   | Mark Paterson, Jordan Turner             |

**BAYLOR CAREER WINS CHARTS**

**WINS (ONLY INCLUDES GAMES PLAYED)**

**CAREER LEADERS ALL GAMES**

| PLAYER               | SEASONS      | G          | W         |
|----------------------|--------------|------------|-----------|
| 1. A.J. Walton       | 2009-13      | 141        | 98        |
| 2. Quincy Acy        | 2008-12      | 139        | 97        |
| 3. Cory Jefferson    | 2009-14      | 130        | 95        |
| 4. Rico Gathers      | 2012-16      | 141        | 93        |
| 5. Anthony Jones     | 2008-12      | 129        | 91        |
| 6. Ishmail Wainright | 2013-17      | 131        | 90        |
| 7. LaceDarius Dunn   | 2007-11      | 134        | 87        |
| 8. Taurean Prince    | 2012-16      | 129        | 86        |
| 9. <b>Mark Vital</b> | <b>2017-</b> | <b>118</b> | <b>84</b> |
| 10. Josh Lomers      | 2006-10      | 129        | 82        |
| King McClure         | 2015-19      | 129        | 82        |

**CAREER LEADERS BIG 12 ONLY**

| PLAYER                  | SEASONS      | G         | W         |
|-------------------------|--------------|-----------|-----------|
| 1. <b>Mark Vital</b>    | <b>2017-</b> | <b>67</b> | <b>45</b> |
| 2. A.J. Walton          | 2009-13      | 68        | 39        |
| 3. <b>Matthew Mayer</b> | <b>2018-</b> | <b>49</b> | <b>38</b> |
| <b>Jared Butler</b>     | <b>2018-</b> | <b>50</b> | <b>38</b> |
| 5. Cory Jefferson       | 2009-13      | 64        | 37        |
| Rico Gathers            | 2012-16      | 70        | 37        |
| Ishmail Wainright       | 2013-17      | 66        | 37        |
| 8. Quincy Acy           | 2008-12      | 66        | 35        |
| Taurean Prince          | 2012-16      | 62        | 35        |
| 10. King McClure        | 2015-19      | 64        | 34        |
| 11. LaceDarius Dunn     | 2007-11      | 64        | 32        |
| Terry Maston            | 2014-18      | 56        | 32        |

**RECORDS WATCH**

**POINTS**

**CAREER LEADERS**

| PLAYER                  | SEASONS      | G         | AVG         | PTS          |
|-------------------------|--------------|-----------|-------------|--------------|
| 1. LaceDarius Dunn      | 2007-11      | 134       | 17.1        | 2,285        |
| 2. Terry Teagle         | 1979-82      | 110       | 19.9        | 2,189        |
| 3. Micheal Williams     | 1985-88      | 115       | 16.1        | 1,854        |
| 4. Curtis Jerrells      | 2005-09      | 119       | 15.3        | 1,820        |
| 5. Brian Skinner        | 1994-98      | 103       | 16.5        | 1,702        |
| 6. Darryl Middleton     | 1985-88      | 109       | 15.4        | 1,677        |
| 7. Aundre Branch        | 1991-95      | 102       | 16.3        | 1,666        |
| 8. Tweety Carter        | 2006-10      | 131       | 11.0        | 1,447        |
| 9. Kevin Rogers         | 2005-09      | 118       | 11.6        | 1,371        |
| 10. Darrell Hardy       | 1965-67      | 72        | 18.9        | 1,360        |
| Quincy Acy              | 2008-12      | 139       | 9.8         | 1,360        |
| 12. Aaron Bruce         | 2004-08      | 106       | 12.5        | 1,330        |
| 13. Taurean Prince      | 2012-16      | 129       | 10.2        | 1,321        |
| 14. Doug Brandt         | 1993-97      | 109       | 11.6        | 1,263        |
| 15. Pierre Jackson      | 2011-13      | 74        | 16.7        | 1,235        |
| 16. Winnie Johnson      | 1977-79      | 51        | 24.1        | 1,231        |
| 17. Henry Dugat         | 2005-09      | 117       | 10.5        | 1,229        |
| Johnathan Motley        | 2014-17      | 102       | 12.0        | 1,229        |
| 19. David Wesley        | 1989-92      | 72        | 17.0        | 1,224        |
| 20. Willie Sublett      | 1990-94      | 109       | 11.2        | 1,223        |
| 21. Rico Gathers        | 2012-16      | 141       | 8.6         | 1,208        |
| 22. <b>Jared Butler</b> | <b>2018-</b> | <b>86</b> | <b>14.0</b> | <b>1,205</b> |
| 23. Cory Jefferson      | 2009-14      | 130       | 8.9         | 1,159        |
| 24. Brady Heslip        | 2011-14      | 112       | 10.2        | 1,140        |
| 25. Larry Gatewood      | 1967-70      | 72        | 15.6        | 1,120        |

**GAMES STARTED**

**CAREER LEADERS ALL GAMES**

| PLAYER               | SEASONS      | GP         | GS        |
|----------------------|--------------|------------|-----------|
| 1. Curtis Jerrells   | 2005-09      | 119        | 119       |
| 2. Doug Brandt       | 1994-97      | 109        | 108       |
| 3. Micheal Williams  | 1985-88      | 115        | 104       |
| 4. Brian Skinner     | 1995-96      | 103        | 102       |
| 5. Kevin Rogers      | 2005-09      | 118        | 101       |
| 6. Aaron Bruce       | 2004-08      | 106        | 98        |
| 7. <b>Mark Vital</b> | <b>2017-</b> | <b>118</b> | <b>97</b> |
| 8. Jay Shakir        | 1980-83      | 110        | 96        |
| 9. Pat Nunley        | 1979-82      | 106        | 93        |
| 10. Robert McLemore  | 1985-88      | 110        | 92        |
| Brady Heslip         | 2011-14      | 112        | 92        |

**GAMES STARTED**

**CAREER LEADERS BIG 12 ONLY**

| PLAYER                 | SEASONS      | GP        | GS        |
|------------------------|--------------|-----------|-----------|
| 1. Curtis Jerrells     | 2005-09      | 64        | 64        |
| <b>Mark Vital</b>      | <b>2017-</b> | <b>67</b> | <b>64</b> |
| 3. Aaron Bruce         | 2005-08      | 62        | 56        |
| 4. Tweety Carter       | 2006-10      | 64        | 49        |
| 5. <b>Jared Butler</b> | <b>2018-</b> | <b>50</b> | <b>48</b> |
| 6. Kevin Rogers        | 2005-09      | 63        | 47        |
| Brady Heslip           | 2011-14      | 54        | 47        |
| 8. Jamie Kendrick      | 1997-2000    | 64        | 46        |
| 9. Johnathan Motley    | 2014-17      | 54        | 42        |
| 10. Leon Morris        | 1997-99      | 48        | 39        |
| A.J. Walton            | 2009-13      | 68        | 39        |

**REBOUNDS**

**CAREER LEADERS**

| PLAYER               | SEASONS      | G          | AVG        | REB        |
|----------------------|--------------|------------|------------|------------|
| 1. Rico Gathers      | 2012-16      | 141        | 8.0        | 1,134      |
| 2. Brian Skinner     | 1994-98      | 103        | 8.9        | 915        |
| 3. Jerry Mallett     | 1955-57      | 69         | 12.7       | 877        |
| 4. Kevin Rogers      | 2005-09      | 118        | 7.3        | 865        |
| 5. Darrell Hardy     | 1965-67      | 72         | 11.6       | 836        |
| 6. Quincy Acy        | 2008-12      | 139        | 6.0        | 828        |
| 7. Terry Teagle      | 1979-82      | 110        | 7.3        | 805        |
| 8. <b>Mark Vital</b> | <b>2017-</b> | <b>118</b> | <b>6.3</b> | <b>749</b> |
| 9. Darryl Middleton  | 1985-88      | 109        | 6.7        | 730        |
| 10. Doug Brandt      | 1993-97      | 102        | 7.1        | 726        |
| 11. Cory Jefferson   | 2009-14      | 130        | 5.6        | 722        |

**3-POINT FIELD GOALS MADE**

**CAREER LEADERS**

| PLAYER                 | SEASONS      | PCT         | 3FA        | 3FM        |
|------------------------|--------------|-------------|------------|------------|
| 1. LaceDarius Dunn     | 2007-11      | .394        | 985        | 388        |
| 2. Brady Heslip        | 2011-13      | .433        | 689        | 301        |
| 3. Tweety Carter       | 2006-10      | .384        | 713        | 274        |
| 4. Aundre Branch       | 1991-95      | .359        | 744        | 267        |
| 5. Roddrick Miller     | 1994-98      | .351        | 618        | 217        |
| Aaron Bruce            | 2004-08      | .390        | 556        | 217        |
| Curtis Jerrells        | 2005-09      | .357        | 607        | 217        |
| 8. <b>Jared Butler</b> | <b>2018-</b> | <b>.388</b> | <b>508</b> | <b>197</b> |
| 9. Manu Lecomte        | 2016-18      | .392        | 413        | 162        |
| 10. Henry Dugat        | 2005-09      | .367        | 431        | 158        |

**3-POINT FIELD GOAL PERCENTAGE**

**CAREER LEADERS MINIMUM 200 ATTEMPTS**

| PLAYER                    | SEASON       | 3FM        | 3FA        | PCT         |
|---------------------------|--------------|------------|------------|-------------|
| 1. Brady Heslip           | 2011-13      | 301        | 689        | .437        |
| 2. <b>Davion Mitchell</b> | <b>2019-</b> | <b>84</b>  | <b>211</b> | <b>.398</b> |
| 3. LaceDarius Dunn        | 2007-11      | 388        | 985        | .394        |
| 4. Manu Lecomte           | 2016-17      | 162        | 413        | .3923       |
| 5. R.T. Guinn             | 2001-04      | 103        | 263        | .3916       |
| 6. Devonte Bando          | 2019-20      | 91         | 233        | .391        |
| 7. Kenny Taylor           | 2001-03      | 105        | 269        | .3903       |
| 8. Aaron Bruce            | 2004-08      | 217        | 556        | .3902       |
| 9. <b>Jared Butler</b>    | <b>2018-</b> | <b>197</b> | <b>508</b> | <b>.388</b> |
| 10. Tweety Carter         | 2006-10      | 274        | 713        | .38429      |
| 11. Pierre Jackson        | 2011-13      | 157        | 414        | .379        |
| 12. David Wesley          | 1989-92      | 123        | 326        | .377        |

**FREE THROW PERCENTAGE**

**CAREER LEADERS MINIMUM 100 MADE**

| PLAYER                 | SEASONS      | FTM        | FTA        | PCT         |
|------------------------|--------------|------------|------------|-------------|
| 1. Manu Lecomte        | 2016-18      | 194        | 224        | .866        |
| 2. Kenny Chery         | 2013-15      | 163        | 190        | .858        |
| 3. <b>MaCio Teague</b> | <b>2019-</b> | <b>142</b> | <b>168</b> | <b>.845</b> |
| 4. LaceDarius Dunn     | 2007-11      | 449        | 537        | .836        |
| 5. John Lucas III      | 2002-03      | 104        | 125        | .832        |
| 6. Brady Heslip        | 2011-14      | 121        | 146        | .829        |
| 7. David Wesley        | 1989-92      | 365        | 441        | .828        |
| 8. Pat Nunley          | 1978-81      | 118        | 143        | .825        |
| 9. Steve Bartels       | 1966-69      | 216        | 262        | .824        |
| 10. Aaron Bruce        | 2004-07      | 178        | 218        | .817        |

**STEALS**

**CAREER LEADERS**

| PLAYER                  | SEASONS      | G          | AVG         | STL        |
|-------------------------|--------------|------------|-------------|------------|
| 1. Micheal Williams     | 1985-88      | 115        | 2.45        | 282        |
| 2. A.J. Walton          | 2009-13      | 141        | 1.59        | 224        |
| 3. Curtis Jerrells      | 2005-09      | 119        | 1.34        | 159        |
| 4. LaceDarius Dunn      | 2007-11      | 134        | 1.18        | 158        |
| 5. Tweety Carter        | 2006-10      | 131        | 1.17        | 153        |
| Terry Black             | 1999-01      | 60         | 2.55        | 153        |
| 7. Henry Dugat          | 2005-09      | 117        | 1.30        | 152        |
| 8. Wendell Greenleaf    | 1999-02      | 87         | 1.74        | 151        |
| 9. David Wesley         | 1990-92      | 72         | 2.01        | 145        |
| 10. <b>Mark Vital</b>   | <b>2017-</b> | <b>118</b> | <b>1.17</b> | <b>138</b> |
| 11. <b>Jared Butler</b> | <b>2018-</b> | <b>86</b>  | <b>1.50</b> | <b>129</b> |

**STEALS PER GAME**

**CAREER LEADERS MINIMUM 75 STEALS**

| PLAYER                    | SEASONS      | G         | STL        | AVG          |
|---------------------------|--------------|-----------|------------|--------------|
| 1. Terry Black            | 1999-01      | 60        | 153        | 2.55         |
| 2. Micheal Williams       | 1985-88      | 115       | 282        | 2.45         |
| 3. David Wesley           | 1990-92      | 72        | 145        | 2.01         |
| 4. Julius Denton          | 1988-90      | 57        | 110        | 1.93         |
| 5. Wendell Greenleaf      | 1999-02      | 87        | 151        | 1.74         |
| 6. Lawrence Roberts       | 2002-03      | 56        | 96         | 1.71         |
| 7. <b>Davion Mitchell</b> | <b>2019-</b> | <b>52</b> | <b>86</b>  | <b>1.653</b> |
| 8. Pierre Jackson         | 2011-12      | 74        | 122        | 1.649        |
| 9. A.J. Walton            | 2009-13      | 141       | 224        | 1.59         |
| 10. Lester Medford        | 2014-16      | 68        | 105        | 1.54         |
| 11. <b>Jared Butler</b>   | <b>2018-</b> | <b>86</b> | <b>129</b> | <b>1.50</b>  |
| 12. John Lucas III        | 2002-03      | 58        | 81         | 1.40         |



## 12 – JARED BUTLER

G • 6-3 • 195 • JR. • 2L

RESERVE, LA. (RIVERSIDE ACADEMY)

### BUTLER NOTEBOOK

- 2021 All-America First Team honoree, AP Big 12 Player of the Year, Big 12 All-Defensive Team selection
- Second player in program history to earn All-America First-Team honors (Hubert Kirkpatrick, 1938 Helms Foundation First Team)
- Two-time All-American (2020-3rd, 2021-1st), Baylor's first since Micheal Williams in 1987 & 1988
- Third player in program history named conference POY, first in Big 12 (Terry Teagle - 1980 SWC, David Wesley - 1992 SWC)
- Over last 2 seasons, has 9 Big 12 road games with 20+ points vs. 8 different teams – at KU, KSU, OU, WVU (2), ISU, TCU, OSU, UT
- Played in all 86 games during BU career, including starts in last 72 games (entered starting lineup for final 20 games freshman year)
- USBWA National Player of the Week on Jan. 26 after averaging 26.0 ppg and 7.0 apg, shooting 13-16 on 3FGs in wins vs. KU and at OSU
- Had team-highs of 25 points and 6 assists to lead Bears to OT win at No. 6 WVU (3/2/21), clinching first conference title since 1950
- Posted 3rd career 30-point game by recording 30 points and shooting 7-of-9 on 3FGs in win over No. 9 Kansas (1/18/21)
- Joined Kevin Durant as only players with two 30-point games vs. Kansas; 31 at KU as freshman in 2019, 30 vs. KU in 2021
- Double-double (14 points/13 assists) at K-State (12/19/20) - most assts by any player in a B12 Conf game since Trae Young in 2018
- Named 2019 Myrtle Beach Invitational MVP after scoring 10 points in final 6 minutes of championship game vs. Villanova
- Led team in scoring in 24 of 52 games since start of 2019-20 sophomore season (30 of 86 career games)
- 18 career games with 20+ pts – 22 vs. PVAMU, 31 at Kansas, 31 vs. UCA, 22 vs. Villanova, 20 vs. UMS, 22 at KU, 20 at K-State, 21 vs. WVU, 22 at OU, 21 at WVU, 20 vs. UW, 21 at Iowa St., 28 at TCU, 30 vs. Kansas, 22 at OSU, 21 at UT, 25 at WVU, 22 vs. OSU
- Exploded for career-high 31 points (including 23 in 2nd half), 6 rebounds and 3 assists in 36 minutes at No. 13 Kansas (3/9/19)
- Posted 15 points (5 in OT) in win vs. Texas (2/27); hit team's last 2 regulation FGs, game-tying FG with 28 secs left to force OT
- Originally enrolled at Alabama in summer 2018, but transferred to Baylor in August and received immediate eligibility
- From same hometown as former Baylor stars Tweety Carter and Rico Gathers

### SEASON HIGHS

Points: – 30 vs. Kansas (1/18/21)  
 FG: – 11 at TCU (1/9/21)  
 FGA: – 21 at West Virginia (3/2/21)  
 3FG: – 7 vs. Kansas (1/18/21)  
 3FGA: – 11 at West Virginia (3/2/21)  
 FT: – 6 vs. Texas Tech (3/7/21)  
 FTA: – 8 vs. Iowa State (2/23/21)  
 Rebounds: – 8 at TCU (1/9/21)  
 Assists: – 13 at Kansas State (12/19/20)  
 Turnovers: – 7 at Iowa State (1/2/21); at Texas Tech (1/16/21)  
 Blocks: – 1, nine times  
 Steals: – 5 at TCU (1/9/21)  
 Minutes Played: – 39 at TCU (1/9/21); at West Virginia (3/2/21)

### CAREER HIGHS

Points: – 31 at Kansas (3/9/19)  
 FG: – 11 at TCU (1/9/21)  
 FGA: – 21, three times  
 3FG: – 8 vs. Central Arkansas (11/5/19)  
 3FGA: – 13 at Oklahoma (2/18/20)  
 FT: – 8 at Kansas (3/9/19); at West Virginia (3/7/20)  
 FTA: – 10 at Kansas (3/9/19); at West Virginia (3/7/20)  
 Rebounds: – 9 at TCU (2/29/20)  
 Assists: – 13 at Kansas State (12/19/20)  
 Turnovers: – 7 at Texas Tech (2/16/19); at Iowa State (1/2/21)  
 Blocks: – 1, 16 times  
 Steals: – 5 vs. Ohio (11/21/19); at TCU (1/9/21)  
 Minutes Played: – 40 vs. Texas Tech (3/2/20)

### 2020-21 GAME-BY-GAME

| OPPONENT                | DATE  | GS | MIN | FG    | 3FG  | FT  | OR-DR-TR | PF | A  | T | B | S | PTS |
|-------------------------|-------|----|-----|-------|------|-----|----------|----|----|---|---|---|-----|
| vs. Louisiana-Lafayette | 11/28 | *  | 28  | 7-13  | 3-5  | 0-0 | 0-3-3    | 2  | 4  | 2 | 1 | 3 | 17  |
| vs. Washington          | 11/29 | *  | 26  | 8-12  | 4-7  | 0-0 | 0-3-3    | 3  | 5  | 3 | 1 | 2 | 20  |
| vs. #5 Illinois         | 12/2  | *  | 30  | 6-18  | 0-4  | 0-1 | 2-3-5    | 1  | 3  | 3 | 1 | 3 | 12  |
| SFA                     | 12/9  | *  | 24  | 3-7   | 2-3  | 4-4 | 0-2-2    | 0  | 7  | 3 | 0 | 1 | 12  |
| at Kansas State         | 12/19 | *  | 30  | 4-8   | 2-6  | 4-6 | 0-5-5    | 1  | 13 | 1 | 1 | 1 | 14  |
| Arkansas Pine-Bluff     | 12/21 | *  | 23  | 6-14  | 1-3  | 1-2 | 0-4-4    | 0  | 7  | 1 | 0 | 2 | 14  |
| Central Arkansas        | 12/29 | *  | 22  | 6-11  | 3-5  | 2-2 | 1-2-3    | 0  | 5  | 2 | 0 | 1 | 17  |
| Alcorn State            | 12/30 | *  | 21  | 6-8   | 3-4  | 2-2 | 0-0-0    | 2  | 3  | 1 | 0 | 1 | 17  |
| at Iowa State           | 1/2   | *  | 35  | 7-15  | 3-9  | 4-5 | 0-1-1    | 2  | 5  | 7 | 1 | 4 | 21  |
| Oklahoma                | 1/6   | *  | 29  | 2-10  | 0-4  | 4-4 | 0-4-4    | 1  | 3  | 2 | 1 | 3 | 8   |
| at TCU                  | 1/9   | *  | 39  | 11-17 | 4-8  | 2-4 | 2-6-8    | 3  | 4  | 2 | 0 | 5 | 28  |
| at #15 Texas Tech       | 1/16  | *  | 31  | 2-11  | 2-7  | 1-4 | 0-5-5    | 5  | 3  | 7 | 1 | 4 | 7   |
| #9 Kansas               | 1/18  | *  | 34  | 10-14 | 7-9  | 3-3 | 0-1-1    | 3  | 8  | 4 | 0 | 1 | 30  |
| at Oklahoma State       | 1/23  | *  | 35  | 8-13  | 6-7  | 0-0 | 0-1-1    | 2  | 6  | 2 | 0 | 1 | 22  |
| Kansas State            | 1/27  | *  | 25  | 5-9   | 1-4  | 2-2 | 2-5-7    | 1  | 5  | 3 | 0 | 3 | 13  |
| Auburn                  | 1/30  | *  | 34  | 6-18  | 1-8  | 3-4 | 1-2-3    | 2  | 5  | 2 | 1 | 2 | 16  |
| at #6 Texas             | 2/2   | *  | 29  | 8-15  | 3-8  | 2-2 | 0-1-1    | 3  | 3  | 2 | 0 | 4 | 21  |
| Iowa State              | 2/23  | *  | 31  | 5-10  | 3-5  | 5-8 | 0-3-3    | 4  | 2  | 3 | 0 | 3 | 18  |
| at #17 Kansas           | 2/27  | *  | 29  | 2-9   | 1-7  | 0-0 | 0-2-2    | 5  | 2  | 1 | 0 | 0 | 5   |
| at #6 West Virginia     | 3/2   | *  | 39  | 10-21 | 5-11 | 0-1 | 1-2-3    | 5  | 6  | 2 | 1 | 0 | 25  |
| #17 Oklahoma State      | 3/4   | *  | 32  | 8-14  | 4-7  | 2-2 | 1-2-3    | 2  | 5  | 5 | 0 | 3 | 22  |
| #18 Texas Tech          | 3/7   | *  | 29  | 5-7   | 2-4  | 6-6 | 0-4-4    | 3  | 5  | 4 | 0 | 0 | 18  |

### MISCELLANEOUS

|                           | 20-21 | CAREER | BU RECORD |
|---------------------------|-------|--------|-----------|
| Double-Figure Points:     | 19    | 62     | 50-12     |
| Double-Figure Assists:    | 1     | 1      | 1-0       |
| Double-Doubles:           | 1     | 1      | 1-0       |
| 20+ Points:               | 8     | 18     | 16-2      |
| 30+ Points:               | 1     | 3      | 2-1       |
| 5+ Assists:               | 13    | 28     | 26-2      |
| Led team in Points:       | 7     | 30     | 23-7      |
| Led team in Rebounds:     | 3     | 3      | 3-0       |
| Led team in Assists:      | 8     | 27     | 22-5      |
| Led team in Blocks:       | 4     | 7      | 7-0       |
| Led team in Bench Points: | –     | 6      | 5-1       |

### BUTLER'S CAREER STATS

| YEAR          | GP-GS        | MIN-AVG          | FG-A           | PCT         | 3FG-A          | PCT         | FT-A           | PCT         | OFF-DEF-TOT       | AVG        | PF-D         | A          | TO         | B         | S          | TP          | AVG         |
|---------------|--------------|------------------|----------------|-------------|----------------|-------------|----------------|-------------|-------------------|------------|--------------|------------|------------|-----------|------------|-------------|-------------|
| 2018-19 (FR.) | 34-21        | 910-26.8         | 117-296        | .395        | 60-171         | .351        | 54-68          | .794        | 22-84-106         | 3.1        | 77-2         | 93         | 67         | 3         | 33         | 348         | 10.2        |
| 2019-20 (SO.) | 30-30        | 912-30.4         | 167-397        | .421        | 77-202         | .381        | 69-89          | .775        | 15-82-97          | 3.2        | 74-2         | 94         | 73         | 4         | 49         | 480         | 16.0        |
| 2020-21 (JR.) | 22-22        | 656-29.8         | 135-274        | .493        | 60-135         | .444        | 47-62          | .758        | 10-61-71          | 3.2        | 50-3         | 109        | 62         | 9         | 47         | 377         | 17.1        |
| <b>CAREER</b> | <b>86-73</b> | <b>2478-28.8</b> | <b>419-967</b> | <b>.433</b> | <b>197-508</b> | <b>.388</b> | <b>170-219</b> | <b>.776</b> | <b>47-227-274</b> | <b>3.2</b> | <b>201-7</b> | <b>296</b> | <b>202</b> | <b>16</b> | <b>129</b> | <b>1205</b> | <b>14.0</b> |



**4 – LJ CRYER**

**G • 6-1 • 185 • FR. • HS**  
**KATY, TEXAS (MORTON RANCH HS)**

**SEASON/CAREER HIGHS**

**Points:** – 17 vs. Louisiana-Lafayette (11/28/20)  
**FG:** – 6 vs. Louisiana-Lafayette (11/28/20)  
**FGA:** – 9 vs. Louisiana-Lafayette (11/28/20)  
**3FG:** – 5 vs. Louisiana-Lafayette (11/28/20)  
**3FGA:** – 7 vs. Louisiana-Lafayette (11/28/20)  
**FT:** – 3 vs. SFA (12/9/20); vs. UAPB (12/21/20)  
**FTA:** – 4, three times  
**Rebounds:** – 2, three times  
**Assists:** – 3 vs. SFA (12/9/20); at Kansas State (12/19/20)  
**Turnovers:** – 4 vs. Alcorn State (12/30/20)  
**Blocks:** –  
**Steals:** – 2 vs. Louisiana-Lafayette (11/28/20); vs. UAPB (12/21/20)  
**Minutes Played:** – 25 vs. UAPB (12/21/20)

**MISCELLANEOUS**

|                           | 20-21 | BU RECORD |
|---------------------------|-------|-----------|
| Double-Figure Points:     | 2     | 2-0       |
| 5+ Assists:               | –     | –         |
| Led team in Points:       | 1     | 1-0       |
| Led team in Rebounds:     | –     | –         |
| Led team in Assists:      | –     | –         |
| Led team in Bench Points: | 2     | 2-0       |

**CRYER NOTEBOOK**

- True freshman guard from Katy, Texas, just 170 miles southeast of Waco
- Made collegiate debut with 17 points in 15 minutes off bench vs. Louisiana (11/28), making 5-of-7 treys and adding 2 steals
- Led team with 15 points in season-high 25 minutes off bench vs. Arkansas-Pine Bluff (12/21)
- Scored 3,488 points at Morton Ranch High School, 5th-most all-time in Texas public schools
- Averaged 34.2 points, 5.3 assists and 2.4 steals as high school senior, earning Class 6A All-State recognition
- Ranked No. 12 PG by ESPN and No. 51 overall by Rivals in 2020 high school class rankings
- Made 145 treys (4.3/game) and scored 1,164 points during pandemic-shortened high school senior season
- Both parents played sports at Grambling, father Lionel Sr. (football) and mother Tamica (volleyball)

**2020-21 GAME-BY-GAME**

| OPPONENT                | DATE  | GS | MIN | FG  | 3FG | FT  | OR-DR-TR | PF | A | T | B | S | PTS |
|-------------------------|-------|----|-----|-----|-----|-----|----------|----|---|---|---|---|-----|
| vs. Louisiana-Lafayette | 11/28 |    | 15  | 6-9 | 5-7 | 0-0 | 0-2-2    | 0  | 1 | 0 | 0 | 2 | 17  |
| vs. Washington          | 11/29 |    | 10  | 0-0 | 0-0 | 0-0 | 0-0-0    | 1  | 0 | 0 | 0 | 0 | 0   |
| vs. #5 Illinois         | 12/2  |    |     | DNP |     |     |          |    |   |   |   |   |     |
| SFA                     | 12/9  |    | 18  | 1-3 | 1-3 | 3-4 | 1-1-2    | 2  | 3 | 1 | 0 | 1 | 6   |
| at Kansas State         | 12/19 |    | 19  | 3-5 | 2-4 | 0-0 | 0-1-1    | 0  | 3 | 1 | 0 | 1 | 8   |
| Arkansas Pine-Bluff     | 12/21 |    | 25  | 4-7 | 4-6 | 3-4 | 0-0-0    | 2  | 2 | 0 | 0 | 2 | 15  |
| Central Arkansas        | 12/29 |    | 22  | 3-8 | 1-5 | 0-0 | 0-0-0    | 0  | 2 | 1 | 0 | 1 | 7   |
| Alcorn State            | 12/30 |    | 18  | 0-6 | 0-5 | 2-4 | 1-0-1    | 1  | 2 | 4 | 0 | 1 | 2   |
| at Iowa State           | 1/2   |    |     | DNP |     |     |          |    |   |   |   |   |     |
| Oklahoma                | 1/6   |    | 9   | 1-1 | 1-1 | 0-0 | 0-2-2    | 0  | 0 | 0 | 0 | 0 | 3   |
| at TCU                  | 1/9   |    | 5   | 0-0 | 0-0 | 0-0 | 0-0-0    | 0  | 0 | 0 | 0 | 0 | 0   |
| at #15 Texas Tech       | 1/16  |    | 2   | 0-0 | 0-0 | 0-0 | 0-0-0    | 0  | 0 | 0 | 0 | 0 | 0   |
| #9 Kansas               | 1/18  |    |     | DNP |     |     |          |    |   |   |   |   |     |
| at Oklahoma State       | 1/23  |    | 7   | 1-4 | 1-4 | 0-0 | 0-0-0    | 0  | 0 | 0 | 0 | 0 | 3   |
| Kansas State            | 1/27  |    | 17  | 1-3 | 1-2 | 0-0 | 0-1-1    | 0  | 2 | 1 | 0 | 1 | 3   |
| Auburn                  | 1/30  |    | 6   | 0-0 | 0-0 | 0-0 | 0-0-0    | 0  | 0 | 0 | 0 | 0 | 0   |
| at #6 Texas             | 2/2   |    |     | DNP |     |     |          |    |   |   |   |   |     |
| Iowa State              | 2/23  |    | 10  | 1-3 | 0-2 | 0-0 | 0-0-0    | 0  | 0 | 1 | 0 | 0 | 2   |
| at #17 Kansas           | 2/27  |    | 6   | 0-0 | 0-0 | 0-0 | 0-0-0    | 1  | 0 | 0 | 0 | 1 | 0   |
| at #6 West Virginia     | 3/2   |    |     | DNP |     |     |          |    |   |   |   |   |     |
| #17 Oklahoma State      | 3/4   |    |     | DNP |     |     |          |    |   |   |   |   |     |
| #18 Texas Tech          | 3/7   |    | 2   | 0-1 | 0-0 | 0-0 | 0-0-0    | 0  | 0 | 0 | 0 | 0 | 0   |

**CRYER'S CAREER STATS**

| YEAR          | GP-GS       | MIN-AVG         | FG-A         | PCT         | 3FG-A        | PCT         | FT-A        | PCT         | OFF-DEF-TOT  | AVG        | PF-D       | A         | TO       | B        | S         | TP        | AVG        |
|---------------|-------------|-----------------|--------------|-------------|--------------|-------------|-------------|-------------|--------------|------------|------------|-----------|----------|----------|-----------|-----------|------------|
| 2020-21 (FR.) | 16-0        | 189-11.8        | 21-50        | .420        | 16-39        | .410        | 8-12        | .667        | 2-7-9        | 0.6        | 7-0        | 15        | 9        | 0        | 10        | 66        | 4.1        |
| <b>CAREER</b> | <b>16-0</b> | <b>189-11.8</b> | <b>21-50</b> | <b>.420</b> | <b>16-39</b> | <b>.410</b> | <b>8-12</b> | <b>.667</b> | <b>2-7-9</b> | <b>0.6</b> | <b>7-0</b> | <b>15</b> | <b>9</b> | <b>0</b> | <b>10</b> | <b>66</b> | <b>4.1</b> |



## 10 — ADAM FLAGLER

G • 6-3 • 180 • SO. • SQ

DULUTH, GA. (PRESBYTERIAN)

### SEASON HIGHS

**Points:** — 22 vs. Iowa State (2/23/21)  
**FG:** — 8 vs. Auburn (1/30/21)  
**FGA:** — 15 vs. Iowa State (2/23/21)  
**3FG:** — 5 vs. Washington (11/29/20)  
**3FGA:** — 10 vs. Iowa State (2/23/21)  
**FT:** — 4, three times  
**FTA:** — 4, five times  
**Rebounds:** — 8 vs. Auburn (1/30/21)  
**Assists:** — 7 vs. Louisiana-Lafayette (11/28/20)  
**Turnovers:** — 3 vs. SFA (12/9/20); vs. Oklahoma (1/6/21)  
**Blocks:** —  
**Steals:** — 3 vs. SFA (12/9/20); at Oklahoma State (1/23/21)  
**Minutes Played:** — 29 vs. Illinois (12/2/20)

### CAREER HIGHS

**Points:** — 29 at UCLA (11/19/18)  
**FG:** — 11 vs. Winthrop (1/26/19)  
**FGA:** — 19, twice; at UCLA (11/19/18) and at Winthrop (1/26/19)  
**3FG:** — 7 at UCLA (11/19/18)  
**3FGA:** — 14 at UCLA (11/19/18)  
**FT:** — 10 vs. VMI (12/12/18)  
**FTA:** — 10, twice; vs. VMI (12/12/18) and at Robert Morris (3/24/19)  
**Rebounds:** — 10 at UNC Asheville (2/23/19)  
**Assists:** — 7 vs. Campbell (2/16/19); vs. Louisiana-Lafayette (11/28/20)  
**Turnovers:** — 4, twice; at Radford (1/12/19) and at Marshall (3/26/19)  
**Blocks:** — 1, nine times  
**Steals:** — 3, three times  
**Minutes Played:** — 40 vs. Gardner-Webb (2/9/19)

### MISCELLANEOUS

|                           | 20-21 | BU RECORD |
|---------------------------|-------|-----------|
| Double-Figure Points:     | 10    | 10-0      |
| 20+ Points:               | 1     | 1-0       |
| 5+ Assists:               | 1     | 1-0       |
| Led team in Points:       | 4     | 4-0       |
| Led team in Rebounds:     | —     | —         |
| Led team in Assists:      | 1     | 1-0       |
| Led team in Bench Points: | 9     | 8-1       |

### FLAGLER NOTEBOOK

- Third-year sophomore, sat out and redshirted 2019-20 season after playing freshman year at Presbyterian College
- Has 6 games this season with 15+ points off the bench and has scored 10+ off bench in 10 of 20 games played
- Recorded season-high 22 points in 28 minutes off bench vs. Iowa State (2/23/21) — 11th career 20-point game (1st at BU)
- Posted season and game-high 19 points and added season-high 8 rebounds in 24 minutes off bench vs. Auburn (1/30/21)
- Hit go-ahead bucket to gives Bears lead for good with 7:04 left as part of 15 point effort in win at No. 15 Texas Tech (1/16/21)
- Provided spark off bench with 15 points on 6-of-8 shooting in 21 minutes of win vs. Oklahoma (1/6/21)
- Posted game-high 18 points in Bears' win over No. 5 Illinois (12/2/20), including 11 points in 2nd half
- Had nation's 4th-longest active streak having made a 3-pointer in 42 straight games before streak was snapped at ISU (1/2/21)
- Has scored in double-figures in 43 of 56 collegiate games (32 of 36 at Presbyterian); has 11 career 20-point games
- Has made multiple 3-pointers in 43 of 56 career games (11 of 20 this season)
- 27 career games with 3+ 3FGs, 11 gms with 4+ 3FGs, 6 gms with 5+ 3FGs, 4 gms with 6+ 3FGs, 1 gm with 7+ 3FGs
- Earned 2019 Big South Freshman of the Year honors and was 5-time Big South Freshman of the Week
- Led Presbyterian in scoring as freshman with 15.9 points per game, started all 36 games and scored 10+ pts in 32 of 36 games
- Posted career-high 29 points at UCLA (11/19/18), including 24 points and 6 treys in 2nd half
- Scored 20+ points 10 times as freshman, including games at Dayton, at UCLA and at Marquette
- Brother, Duvaughn, played football at Gardner-Webb (2004-07) and finished with 188 receptions, 2,552 yards and 31 TDs
- Aspires to become a pediatrician

### 2020-21 GAME-BY-GAME

| OPPONENT                | DATE  | GS | MIN | FG   | 3FG  | FT  | OR-DR-TR | PF | A | T | B | S | PTS |
|-------------------------|-------|----|-----|------|------|-----|----------|----|---|---|---|---|-----|
| vs. Louisiana-Lafayette | 11/28 |    | 28  | 5-9  | 2-5  | 0-0 | 1-2-3    | 2  | 7 | 0 | 0 | 0 | 12  |
| vs. Washington          | 11/29 |    | 24  | 6-11 | 5-9  | 0-0 | 2-1-3    | 1  | 1 | 1 | 0 | 0 | 17  |
| vs. #5 Illinois         | 12/2  |    | 29  | 6-11 | 2-6  | 4-4 | 1-2-3    | 3  | 3 | 0 | 0 | 0 | 18  |
| SFA                     | 12/9  |    | 23  | 4-7  | 3-5  | 3-4 | 0-2-2    | 1  | 1 | 3 | 0 | 3 | 14  |
| at Kansas State         | 12/19 |    |     |      |      |     |          |    |   |   |   |   | DNP |
| Arkansas Pine-Bluff     | 12/21 |    |     |      |      |     |          |    |   |   |   |   | DNP |
| Central Arkansas        | 12/29 |    | 16  | 4-7  | 2-5  | 0-0 | 0-0-0    | 2  | 3 | 1 | 0 | 2 | 10  |
| Alcorn State            | 12/30 |    | 22  | 2-6  | 1-2  | 0-0 | 2-1-3    | 1  | 0 | 1 | 0 | 1 | 5   |
| at Iowa State           | 1/2   |    | 26  | 0-3  | 0-3  | 0-0 | 0-0-0    | 1  | 1 | 1 | 0 | 0 | 0   |
| Oklahoma                | 1/6   |    | 22  | 6-8  | 3-5  | 0-0 | 0-0-0    | 3  | 0 | 3 | 0 | 0 | 15  |
| at TCU                  | 1/9   |    | 11  | 0-3  | 0-1  | 0-1 | 0-1-1    | 1  | 1 | 0 | 0 | 1 | 0   |
| at #15 Texas Tech       | 1/16  |    | 27  | 5-8  | 3-6  | 2-4 | 0-3-3    | 3  | 1 | 1 | 0 | 0 | 15  |
| #9 Kansas               | 1/18  |    | 25  | 2-6  | 0-4  | 1-1 | 1-0-1    | 0  | 1 | 1 | 0 | 1 | 5   |
| at Oklahoma State       | 1/23  |    | 25  | 3-8  | 2-3  | 2-2 | 0-3-3    | 3  | 2 | 0 | 0 | 3 | 10  |
| Kansas State            | 1/27  |    | 14  | 2-5  | 1-2  | 0-0 | 0-1-1    | 1  | 1 | 1 | 0 | 1 | 5   |
| Auburn                  | 1/30  |    | 24  | 8-12 | 3-5  | 0-0 | 4-4-8    | 2  | 0 | 0 | 0 | 0 | 19  |
| at #6 Texas             | 2/2   |    | 28  | 3-5  | 2-4  | 0-0 | 0-1-1    | 1  | 3 | 1 | 0 | 1 | 8   |
| Iowa State              | 2/23  |    | 28  | 7-15 | 4-10 | 4-4 | 1-1-2    | 0  | 0 | 0 | 0 | 1 | 22  |
| at #17 Kansas           | 2/27  |    | 28  | 1-8  | 1-5  | 0-0 | 0-2-2    | 1  | 1 | 0 | 0 | 0 | 3   |
| at #6 West Virginia     | 3/2   |    | 20  | 1-4  | 0-1  | 4-4 | 3-0-3    | 0  | 1 | 1 | 0 | 0 | 6   |
| #17 Oklahoma State      | 3/4   |    | 15  | 1-3  | 0-0  | 1-2 | 3-3-6    | 3  | 1 | 0 | 0 | 1 | 3   |
| #18 Texas Tech          | 3/7   |    | 23  | 0-4  | 0-2  | 0-0 | 1-2-3    | 2  | 1 | 1 | 0 | 0 | 0   |

### FLAGLER'S PRESBYTERIAN STATS

| YEAR          | GP-GS | MIN-AVG   | FG-A    | PCT  | 3FG-A   | PCT  | FT-A  | PCT  | OFF-DEF-TOT | AVG | PF-D | A  | TO | B | S  | TP  | AVG  |
|---------------|-------|-----------|---------|------|---------|------|-------|------|-------------|-----|------|----|----|---|----|-----|------|
| 2018-19 (FR.) | 36-36 | 1105-30.7 | 196-447 | .438 | 108-280 | .386 | 71-85 | .835 | 27-95-122   | 3.4 | 61-0 | 45 | 42 | 9 | 28 | 571 | 15.9 |

### FLAGLER'S BAYLOR STATS

| YEAR          | GP-GS | MIN-AVG   | FG-A    | PCT  | 3FG-A   | PCT  | FT-A   | PCT  | OFF-DEF-TOT | AVG | PF-D | A  | TO | B | S  | TP  | AVG  |
|---------------|-------|-----------|---------|------|---------|------|--------|------|-------------|-----|------|----|----|---|----|-----|------|
| 2020-21 (SO.) | 20-0  | 458-22.9  | 66-143  | .462 | 34-83   | .410 | 21-26  | .808 | 19-29-48    | 2.4 | 31-0 | 29 | 16 | 0 | 15 | 187 | 9.4  |
| NCAA CAREER   | 56-36 | 1561-27.9 | 262-590 | .444 | 142-363 | .391 | 92-111 | .829 | 46-124-170  | 3.0 | 92-0 | 74 | 58 | 9 | 43 | 758 | 13.5 |



## 32 – ZACH LOVEDAY

F • 7-0 • 215 • FR. • HS

GALLIPOLIS, OHIO (HUNTINGTON PREP)

### SEASON/CAREER HIGHS

**Points:** – 10 vs. Alcorn State (12/30/20)  
**FG:** – 4 vs. UAPB (12/21/20); vs. Alcorn State (12/30/20)  
**FGA:** – 5 vs. UAPB (12/21/20)  
**3FG:** – 1 vs. Kansas State (1/27/21)  
**3FGA:** – 1 vs. Central Arkansas (12/29/20); vs. Kansas State (1/27/21)  
**FT:** – 2 vs. Alcorn State (12/30/20)  
**FTA:** – 2 vs. Alcorn State (12/30/20); vs. Kansas State (1/27/21)  
**Rebounds:** – 4 vs. UAPB (12/21/20)  
**Assists:** – 1 vs. Kansas State (1/27/21)  
**Turnovers:** – 1 vs. Alcorn State (12/30/20)  
**Blocks:** – 2 vs. Alcorn State (12/30/20)  
**Steals:** – 1 vs. Louisiana-Lafayette (11/28/20)  
**Minutes Played:** – 16 vs. UAPB (12/21/20)

### MISCELLANEOUS

|                           | 20-21 | BU RECORD |
|---------------------------|-------|-----------|
| Double-Figure Points:     | 1     | 1-0       |
| 2+ Blocks:                | 1     | 1-0       |
| Led team in Points:       | –     | –         |
| Led team in Rebounds:     | –     | –         |
| Led team in Blocks:       | 2     | 2-0       |
| Led team in Bench Points: | –     | –         |

### LOVEDAY NOTEBOOK

- True freshman 7-footer from Ohio, played final two high school seasons at national power Huntington Prep
- Scored in double-figures for first time with 10 points (4-4 FGs) and added 2 blocks in 10 minutes vs. Alcorn State (12/30)
- Made career-first 3-pointer and added assist as part of 6-point effort in 5 minutes off bench vs. K-State (1/27)
- Posted 8 points and 4 rebounds and 16 minutes off bench vs. UAPB (12/21)
- Ranked No. 51 overall and No. 12 among centers in 2020 signing class by Rivals
- One of five players from 2019-20 Huntington Prep squad to sign with Division I programs
- Father, Billy Loveday, played basketball at Hanover College

### 2020-21 GAME-BY-GAME

| OPPONENT                | DATE  | GS | MIN | FG  | 3FG | FT    | OR-DR-TR | PF | A | T | B | S | PTS |
|-------------------------|-------|----|-----|-----|-----|-------|----------|----|---|---|---|---|-----|
| vs. Louisiana-Lafayette | 11/28 | 4  | 1-1 | 0-0 | 0-0 | 0-0-0 | 0        | 0  | 0 | 0 | 0 | 1 | 2   |
| vs. Washington          | 11/29 | 2  | 0-0 | 0-0 | 0-0 | 0-1-1 | 0        | 0  | 0 | 0 | 0 | 0 | 0   |
| vs. #5 Illinois         | 12/2  |    | DNP |     |     |       |          |    |   |   |   |   |     |
| SFA                     | 12/9  | 3  | 0-0 | 0-0 | 0-0 | 0-1-1 | 1        | 0  | 0 | 0 | 0 | 0 | 0   |
| at Kansas State         | 12/19 | 3  | 1-1 | 0-0 | 0-0 | 0-2-2 | 2        | 0  | 0 | 0 | 0 | 0 | 2   |
| Arkansas Pine-Bluff     | 12/21 | 16 | 4-5 | 0-0 | 0-0 | 1-3-4 | 0        | 0  | 0 | 0 | 0 | 0 | 8   |
| Central Arkansas        | 12/29 | 8  | 0-3 | 0-1 | 0-0 | 0-2-2 | 0        | 0  | 0 | 0 | 0 | 0 | 0   |
| Alcorn State            | 12/30 | 10 | 4-4 | 0-0 | 2-2 | 0-1-1 | 4        | 0  | 1 | 2 | 0 | 0 | 10  |
| at Iowa State           | 1/2   |    | DNP |     |     |       |          |    |   |   |   |   |     |
| Oklahoma                | 1/6   |    | DNP |     |     |       |          |    |   |   |   |   |     |
| at TCU                  | 1/9   |    | DNP |     |     |       |          |    |   |   |   |   |     |
| at #15 Texas Tech       | 1/16  |    | DNP |     |     |       |          |    |   |   |   |   |     |
| #9 Kansas               | 1/18  |    | DNP |     |     |       |          |    |   |   |   |   |     |
| at Oklahoma State       | 1/23  |    | DNP |     |     |       |          |    |   |   |   |   |     |
| Kansas State            | 1/27  | 5  | 2-3 | 1-1 | 1-2 | 2-0-2 | 1        | 1  | 0 | 0 | 0 | 0 | 6   |
| Auburn                  | 1/30  |    | DNP |     |     |       |          |    |   |   |   |   |     |
| at #6 Texas             | 2/2   |    | DNP |     |     |       |          |    |   |   |   |   |     |
| Iowa State              | 2/23  |    | DNP |     |     |       |          |    |   |   |   |   |     |
| at #17 Kansas           | 2/27  |    | DNP |     |     |       |          |    |   |   |   |   |     |
| at #6 West Virginia     | 3/2   |    | DNP |     |     |       |          |    |   |   |   |   |     |
| #17 Oklahoma State      | 3/4   |    | DNP |     |     |       |          |    |   |   |   |   |     |
| #18 Texas Tech          | 3/7   | 1  | 0-0 | 0-0 | 0-0 | 1-0-1 | 0        | 0  | 0 | 1 | 0 | 0 | 0   |

| LOVEDAY'S CAREER STATS |       |         |       |      |       |      |      |      |             |     |      |   |    |   |   |    |     |
|------------------------|-------|---------|-------|------|-------|------|------|------|-------------|-----|------|---|----|---|---|----|-----|
| YEAR                   | GP-GS | MIN-AVG | FG-A  | PCT  | 3FG-A | PCT  | FT-A | PCT  | OFF-DEF-TOT | AVG | PF-D | A | TO | B | S | TP | AVG |
| 2020-21 (FR.)          | 9-0   | 54-6.0  | 12-17 | .706 | 1-2   | .500 | 3-4  | .750 | 4-10-14     | 1.6 | 8-0  | 1 | 1  | 3 | 1 | 28 | 3.1 |
| CAREER                 | 9-0   | 54-6.0  | 12-17 | .706 | 1-2   | .500 | 3-4  | .750 | 4-10-14     | 1.6 | 8-0  | 1 | 1  | 3 | 1 | 28 | 3.1 |



**24 — MATTHEW MAYER**

G/F • 6-9 • 225 • JR. • 2L

AUSTIN, TEXAS (WESTLAKE HS)

**SEASON HIGHS**

**Points:** — 19 vs. Oklahoma State (3/4/21)  
**FG:** — 7 at West Virginia (3/2/21); vs. Oklahoma State (3/4/21)  
**FGA:** — 13 vs. Oklahoma State (3/4/21)  
**3FG:** — 3 vs. Auburn (1/30/21); at West Virginia (3/2/21)  
**3FGA:** — 6 vs. Auburn (1/30/21)  
**FT:** — 4 vs. Oklahoma State (3/4/21)  
**FTA:** — 7 vs. Oklahoma State (3/4/21)  
**Rebounds:** — 7, three times  
**Assists:** — 3, three times  
**Turnovers:** — 3, three times  
**Blocks:** — 2 vs. Illinois (12/2/20); vs. SFA (12/9/20)  
**Steals:** — 4 vs. Central Arkansas (12/29/20); at West Virginia (3/2/21)  
**Minutes Played:** — 27 at West Virginia (3/2/21)

**CAREER HIGHS**

**Points:** — 19 vs. Kansas State (2/25/20); vs. Oklahoma State (3/4/21)  
**FG:** — 7, three times  
**FGA:** — 13 vs. Oklahoma State (3/4/21)  
**3FG:** — 3, three times  
**3FGA:** — 6 vs. Nicholls (11/16/18); vs. Auburn (1/30/21)  
**FT:** — 5, four times  
**FTA:** — 8 at Texas Tech (2/16/19)  
**Rebounds:** — 8 vs. West Virginia (2/15/20)  
**Assists:** — 4 vs. Texas State (11/15/19)  
**Turnovers:** — 5 vs. Ole Miss (11/23/18)  
**Blocks:** — 2, three times  
**Steals:** — 4, three times  
**Minutes Played:** — 30 vs. Ole Miss (11/23/18)

**MISCELLANEOUS**

|                           | 20-21 | CAREER | BU RECORD |
|---------------------------|-------|--------|-----------|
| Double-Figure Points:     | 9     | 19     | 15-4      |
| Led team in Points:       | —     | 2      | 2-0       |
| Led team in Rebounds:     | 2     | 4      | 3-1       |
| Led team in Blocks:       | 4     | 7      | 6-1       |
| Led team in Assists:      | —     | 1      | 1-0       |
| Led team in Bench Points: | 6     | 23     | 15-8      |

**MAYER NOTEBOOK**


- Junior wing with length, range and quick release, provides instant offense off bench
- Appeared off bench all but one of teams' 86 games during BU career, including 19 games with 10+ points
- Double-figure scoring off bench in 12 of last 29 games (and 8 of last 17) after doing so in 7 of previous 56 games played
- Season-highs of 19 points and 7 rebounds in only 21 minutes off bench vs. No. 17 Oklahoma State (3/4/21)
- Then-season-high 18 points in 27 minutes off bench to lead BU to OT win at No. 6 WVU (3/2/21), clinching Big 12 title
- Posted 13 points in 15 minutes off bench vs. Auburn (1/30/21), including 10 points as part of 20-7 second-half run
- Scored then-season-high 16 points, had 6 rebounds and 3 assists in 21 minutes off bench vs. Oklahoma (1/6/21)
- Posted 14 points and added 5 rebounds in 16 minutes off bench vs. Alcorn State (12/30)
- Recorded career-high 19 points on only 6-of-7 shooting in season-high 20 minutes off bench vs. Kansas State (2/25/20)
- Scored 10 first-half points off bench vs. Villanova (11/24) and vs. Kansas (2/22) last season
- Scored 17 points on just 5-of-9 shooting in 14 minutes off bench as freshman at TCU (1/5/19)
- Posted game-high 18 points in just 18 minutes off bench vs. Nicholls State (11/16/18)
- Four-star recruit from Austin's Westlake High School, ranked among top-100 recruits nationally in 2018 class
- Helped Westlake to 36-4 record as senior in 2017-18, playing alongside UTEP's Keonte Kennedy and Texas' Brock Cunningham
- Committed to Baylor in June 2017, more than a year prior to enrolling at BU

**2020-21 GAME-BY-GAME**

| OPPONENT                | DATE  | GS | MIN | FG   | 3FG | FT  | OR-DR-TR | PF | A | T | B | S | PTS |
|-------------------------|-------|----|-----|------|-----|-----|----------|----|---|---|---|---|-----|
| vs. Louisiana-Lafayette | 11/28 |    | 13  | 4-10 | 0-1 | 0-0 | 2-1-3    | 0  | 1 | 1 | 0 | 0 | 8   |
| vs. Washington          | 11/29 |    | 11  | 2-4  | 1-2 | 1-2 | 2-2-4    | 1  | 2 | 1 | 0 | 0 | 6   |
| vs. #5 Illinois         | 12/2  |    | 14  | 3-6  | 1-1 | 0-2 | 1-6-7    | 0  | 0 | 0 | 2 | 1 | 7   |
| SFA                     | 12/9  |    | 16  | 3-6  | 2-3 | 2-2 | 0-0-0    | 3  | 1 | 2 | 2 | 2 | 10  |
| at Kansas State         | 12/19 |    | 16  | 3-8  | 0-3 | 2-2 | 1-4-5    | 2  | 1 | 1 | 0 | 0 | 8   |
| Arkansas Pine-Bluff     | 12/21 |    | 19  | 5-9  | 1-3 | 1-2 | 1-2-3    | 1  | 3 | 1 | 0 | 1 | 12  |
| Central Arkansas        | 12/29 |    | 14  | 4-6  | 2-3 | 3-4 | 0-1-1    | 2  | 0 | 0 | 1 | 4 | 13  |
| Alcorn State            | 12/30 |    | 16  | 5-7  | 2-3 | 2-2 | 3-2-5    | 1  | 1 | 0 | 0 | 1 | 14  |
| at Iowa State           | 1/2   |    | 14  | 2-3  | 0-0 | 2-4 | 0-4-4    | 0  | 0 | 1 | 0 | 2 | 6   |
| Oklahoma                | 1/6   |    | 21  | 6-10 | 2-4 | 2-2 | 1-5-6    | 2  | 3 | 1 | 0 | 1 | 16  |
| at TCU                  | 1/9   |    | 15  | 1-1  | 0-0 | 0-0 | 0-2-2    | 2  | 3 | 1 | 1 | 0 | 2   |
| at #15 Texas Tech       | 1/16  |    | 12  | 1-4  | 1-3 | 1-2 | 1-2-3    | 0  | 0 | 0 | 0 | 0 | 4   |
| #9 Kansas               | 1/18  |    | 11  | 0-2  | 0-0 | 0-0 | 1-2-3    | 1  | 0 | 1 | 0 | 1 | 0   |
| at Oklahoma State       | 1/23  |    | 10  | 2-8  | 0-3 | 1-2 | 2-5-7    | 2  | 0 | 3 | 0 | 2 | 5   |
| Kansas State            | 1/27  |    | 15  | 4-7  | 2-3 | 0-1 | 1-2-3    | 4  | 2 | 1 | 0 | 2 | 10  |
| Auburn                  | 1/30  |    | 15  | 5-9  | 3-6 | 0-2 | 2-4-6    | 2  | 2 | 2 | 0 | 1 | 13  |
| at #6 Texas             | 2/2   |    | 16  | 3-3  | 1-1 | 0-0 | 0-3-3    | 2  | 0 | 3 | 0 | 3 | 7   |
| Iowa State              | 2/23  |    | 15  | 1-2  | 0-0 | 0-0 | 1-2-3    | 0  | 1 | 2 | 0 | 0 | 2   |
| at #17 Kansas           | 2/27  |    | 5   | 0-1  | 0-1 | 0-2 | 0-1-1    | 3  | 0 | 0 | 0 | 0 | 0   |
| at #6 West Virginia     | 3/2   |    | 27  | 7-12 | 3-5 | 1-1 | 2-3-5    | 2  | 0 | 2 | 0 | 4 | 18  |
| #17 Oklahoma State      | 3/4   |    | 21  | 7-13 | 1-4 | 4-7 | 2-5-7    | 0  | 1 | 1 | 0 | 0 | 19  |
| #18 Texas Tech          | 3/7   |    | 14  | 1-5  | 0-2 | 1-2 | 0-1-1    | 4  | 1 | 3 | 0 | 0 | 3   |

**MAYER'S CAREER STATS**

| YEAR          | GP-GS       | MIN-AVG          | FG-A           | PCT         | 3FG-A         | PCT         | FT-A          | PCT         | OFF-DEF-TOT       | AVG        | PF-D        | A         | TO        | B         | S         | TP         | AVG        |
|---------------|-------------|------------------|----------------|-------------|---------------|-------------|---------------|-------------|-------------------|------------|-------------|-----------|-----------|-----------|-----------|------------|------------|
| 2018-19 (FR.) | 33-0        | 388-11.8         | 51-154         | .331        | 20-65         | .308        | 31-47         | .660        | 24-42-66          | 2.0        | 34-0        | 26        | 25        | 8         | 17        | 153        | 4.6        |
| 2019-20 (SO.) | 30-0        | 348-11.6         | 54-128         | .422        | 17-45         | .378        | 20-29         | .690        | 18-39-57          | 1.9        | 30-0        | 23        | 21        | 4         | 15        | 145        | 4.8        |
| 2020-21 (JR.) | 22-0        | 329-15.0         | 69-136         | .507        | 22-51         | .431        | 23-41         | .561        | 23-59-82          | 3.7        | 34-0        | 22        | 27        | 6         | 25        | 183        | 8.3        |
| <b>CAREER</b> | <b>85-0</b> | <b>1067-12.6</b> | <b>174-418</b> | <b>.416</b> | <b>59-161</b> | <b>.366</b> | <b>74-117</b> | <b>.632</b> | <b>65-140-205</b> | <b>2.4</b> | <b>98-0</b> | <b>71</b> | <b>73</b> | <b>18</b> | <b>57</b> | <b>481</b> | <b>5.7</b> |



**45 – DAVION MITCHELL**

**G • 6-2 • 205 • JR. • 1L**  
**HINESVILLE, GA. (AUBURN)**

**SEASON HIGHS**

**Points:** – 31 vs. Kansas State (1/27/21)  
**FG:** – 12 vs. Kansas State (1/27/21)  
**FGA:** – 16 vs. Kansas State (1/27/21); at Texas (2/2/21)  
**3FG:** – 7 vs. Kansas State (1/27/21)  
**3FGA:** – 10 at Kansas State (12/19/20)  
**FT:** – 4 at TCU (1/9/21); vs. Kansas (1/18/21)  
**FTA:** – 6 at TCU (1/9/21)  
**Rebounds:** – 6 vs. Central Arkansas (12/29/20)  
**Assists:** – 12 vs. Central Arkansas (12/29/20)  
**Turnovers:** – 7 vs. Kansas (1/18/21)  
**Blocks:** – 2 vs. Alcorn State (12/30/20)  
**Steals:** – 4 vs. SFA (12/9/20); at Iowa State (1/2/21)  
**Minutes Played:** – 43 at West Virginia (3/2/21)

**CAREER HIGHS**

**Points:** – 31 vs. Kansas State (1/27/21)  
**FG:** – 12 vs. Kansas State (1/27/21)  
**FGA:** – 16 vs. Kansas State (1/27/21); at Texas (2/2/21)  
**3FG:** – 7 vs. Kansas State (1/27/21)  
**3FGA:** – 10 at Kansas State (12/19/20)  
**FT:** – 7 at Florida (1/25/20)  
**FTA:** – 10 vs. Oklahoma State (2/8/20)  
**Rebounds:** – 6 at Texas (2/10/20); vs. Central Arkansas (12/29/20)  
**Assists:** – 12 vs. Central Arkansas (12/29/20)  
**Turnovers:** – 7 vs. Kansas (1/18/21)  
**Blocks:** – 2, three times  
**Steals:** – 4, five times  
**Minutes Played:** – 43 at West Virginia (3/2/21)

**MISCELLANEOUS**

|                        | 20-21 | BU CAREER | BU RECORD |
|------------------------|-------|-----------|-----------|
| Double-Figure Points:  | 16    | 31        | 29-2      |
| Double-Figure Assists: | 2     | 3         | 3-0       |
| Double-Doubles         | 1     | 2         | 2-0       |
| 20+ Points:            | 4     | 4         | 4-0       |
| 30+ Points:            | 1     | 1         | 1-0       |
| 5+ Assists:            | 14    | 25        | 25-0      |
| Led team in Points:    | 3     | 5         | 5-0       |
| Led team in Rebounds:  | 1     | 2         | 2-0       |
| Led team in Assists:   | 15    | 30        | 28-2      |
| Led team in Blocks:    | 3     | 6         | 5-1       |

**MITCHELL NOTEBOOK**

- Lightning quick junior point guard, transferred to Baylor from Auburn and sat out 2018-19 season
- 2021 All-America Third-Team honoree (Sporting News), Big 12 Defensive POY, All-Big 12 First Team & All-Defensive Team
- Selected as Naismith Defensive Player of the Year semifinalist (1 of 10) in each of last 2 seasons
- Named 2020 Big 12 Newcomer of the Year, All-Big 12 Second Team and Big 12 All-Defensive Team
- Nicknamed "Off Night" for reputation of forcing player he's defending into having an off night
- Posted 6+ assists in 12 of 22 games this season (6+ asts in 6 of 64 career games entering this season)
- Has started all 52 games at Baylor (47-5 record) after coming off bench in all 34 games as freshman at Auburn in 2017-18
- Scored 20 points, including game-winning bucket in OT, as Bears clinched Big 12 title in win at No. 6 West Virginia (3/2/21)
- Recorded game-high 27 points and added 4 assists in win at No. 6 Texas (2/2/21)
- Erupted for career-high 31 points vs. K-State (1/27/21), including 22 points (8-9 FGs) in 12 minutes in 2nd half
- Posted team-highs of 17 points and 5 rebounds in win at No. 15 Texas Tech (1/16/21)
- 2nd career double-double with 10 points, 10 assists vs. Alcorn (12/30), one day after career-high 12 assists vs. UCA (12/29)
- Scored then-career-high 20 points and made career-best 6-of-10 from 3-point range in win at Kansas State (12/19/20)
- Made then-career-high 4-of-5 from 3-point range as part of 15-point, 7-assist effort in win over No. 5 Illinois (12/2/20)
- Teams are 59-5 in games in which he's played 20+ minutes (12-0 at Auburn, 47-5 at Baylor)
- Teams are 31-2 in games in which he's scored 10+ points (2-0 at Auburn, 29-2 at Baylor)
- Averaging 12.1 ppg over last 48 games (580 pts) after posting 4.0 ppg over first 38 collegiate games (153 pts)
- Had career-first double-double with 14 points and career-high 10 assists in 33 minutes vs. Kansas State (2/25/20)
- Came off bench in all 34 games as freshman at Auburn in 2017-18, helping Tigers to 26-8 record and SEC title
- Has team-high 41-inch max vertical, 33.5-inch no-step vertical

**2020-21 GAME-BY-GAME**

| OPPONENT                | DATE  | GS | MIN | FG    | 3FG  | FT  | OR-DR-TR | PF | A  | T | B | S | PTS |
|-------------------------|-------|----|-----|-------|------|-----|----------|----|----|---|---|---|-----|
| vs. Louisiana-Lafayette | 11/28 | *  | 27  | 7-9   | 2-2  | 2-4 | 0-4-4    | 3  | 6  | 1 | 0 | 3 | 18  |
| vs. Washington          | 11/29 | *  | 31  | 2-8   | 1-5  | 1-2 | 1-3-4    | 1  | 7  | 4 | 0 | 1 | 6   |
| vs. #5 Illinois         | 12/2  | *  | 31  | 5-8   | 4-5  | 1-2 | 1-3-4    | 4  | 7  | 3 | 0 | 2 | 15  |
| SFA                     | 12/9  | *  | 31  | 4-6   | 1-2  | 2-2 | 1-2-3    | 1  | 7  | 3 | 1 | 4 | 11  |
| at Kansas State         | 12/19 | *  | 32  | 7-12  | 6-10 | 0-0 | 0-3-3    | 3  | 3  | 4 | 0 | 2 | 20  |
| Arkansas Pine-Bluff     | 12/21 | *  | 24  | 4-7   | 1-4  | 0-0 | 0-1-1    | 3  | 6  | 1 | 1 | 2 | 9   |
| Central Arkansas        | 12/29 | *  | 24  | 2-3   | 2-2  | 0-0 | 2-4-6    | 1  | 12 | 4 | 0 | 3 | 6   |
| Alcorn State            | 12/30 | *  | 28  | 3-5   | 1-2  | 3-3 | 1-2-3    | 3  | 10 | 3 | 2 | 3 | 10  |
| at Iowa State           | 1/2   | *  | 28  | 6-13  | 0-4  | 1-1 | 1-2-3    | 4  | 2  | 2 | 0 | 4 | 13  |
| Oklahoma                | 1/6   | *  | 32  | 4-10  | 0-4  | 0-0 | 0-1-1    | 3  | 4  | 2 | 0 | 1 | 8   |
| at TCU                  | 1/9   | *  | 38  | 3-9   | 0-4  | 4-6 | 0-0-0    | 4  | 6  | 3 | 0 | 1 | 10  |
| at #15 Texas Tech       | 1/16  | *  | 31  | 6-12  | 3-6  | 2-4 | 0-5-5    | 3  | 1  | 4 | 0 | 0 | 17  |
| #9 Kansas               | 1/18  | *  | 32  | 2-5   | 2-2  | 4-4 | 0-0-0    | 2  | 3  | 7 | 0 | 3 | 10  |
| at Oklahoma State       | 1/23  | *  | 37  | 3-9   | 1-5  | 1-2 | 1-2-3    | 1  | 9  | 1 | 1 | 1 | 8   |
| Kansas State            | 1/27  | *  | 28  | 12-16 | 7-9  | 0-0 | 0-2-2    | 2  | 5  | 2 | 0 | 3 | 31  |
| Auburn                  | 1/30  | *  | 31  | 4-9   | 3-6  | 2-2 | 1-2-3    | 3  | 7  | 1 | 0 | 1 | 13  |
| at #6 Texas             | 2/2   | *  | 37  | 11-16 | 5-7  | 0-0 | 0-1-1    | 3  | 4  | 1 | 0 | 1 | 27  |
| Iowa State              | 2/23  | *  | 37  | 4-12  | 1-4  | 0-0 | 2-2-4    | 2  | 4  | 0 | 0 | 2 | 9   |
| at #17 Kansas           | 2/27  | *  | 38  | 5-15  | 1-5  | 2-4 | 0-2-2    | 3  | 3  | 2 | 0 | 2 | 13  |
| at #6 West Virginia     | 3/2   | *  | 43  | 7-14  | 4-7  | 2-2 | 0-3-3    | 4  | 5  | 3 | 0 | 0 | 20  |
| #17 Oklahoma State      | 3/4   | *  | 38  | 4-10  | 2-8  | 2-2 | 1-1-2    | 1  | 7  | 3 | 1 | 2 | 12  |
| #18 Texas Tech          | 3/7   | *  | 36  | 6-7   | 3-3  | 2-5 | 0-3-3    | 2  | 7  | 1 | 1 | 1 | 17  |

**MITCHELL'S AUBURN STATS**

| YEAR          | GP-GS | MIN-AVG  | FG-A   | PCT  | 3FG-A | PCT  | FT-A  | PCT  | OFF-DEF-TOT | AVG | PF-D | A  | TO | B | S  | TP  | AVG |
|---------------|-------|----------|--------|------|-------|------|-------|------|-------------|-----|------|----|----|---|----|-----|-----|
| 2017-18 (FR.) | 34-0  | 582-17.1 | 45-105 | .429 | 15-52 | .288 | 21-31 | .677 | 9-30-39     | 1.1 | 73-1 | 63 | 38 | 1 | 18 | 126 | 3.7 |

**MITCHELL'S BAYLOR STATS**

| YEAR               | GP-GS        | MIN-AVG          | FG-A           | PCT         | 3FG-A         | PCT         | FT-A           | PCT         | OFF-DEF-TOT       | AVG        | PF-D         | A          | TO         | B         | S          | TP         | AVG         |
|--------------------|--------------|------------------|----------------|-------------|---------------|-------------|----------------|-------------|-------------------|------------|--------------|------------|------------|-----------|------------|------------|-------------|
| 2019-20 (SO.)      | 30-30        | 973-32.4         | 105-257        | .409        | 34-105        | .324        | 53-80          | .663        | 10-71-81          | 2.7        | 82-1         | 114        | 67         | 11        | 44         | 297        | 9.9         |
| 2020-21 (JR.)      | 22-22        | 714-32.5         | 111-215        | .516        | 50-106        | .472        | 31-45          | .689        | 12-48-60          | 2.7        | 56-0         | 125        | 55         | 7         | 42         | 303        | 13.8        |
| <b>BU CAREER</b>   | <b>52-52</b> | <b>1687-32.4</b> | <b>216-472</b> | <b>.458</b> | <b>84-211</b> | <b>.398</b> | <b>84-125</b>  | <b>.672</b> | <b>22-119-141</b> | <b>2.7</b> | <b>138-1</b> | <b>239</b> | <b>122</b> | <b>18</b> | <b>86</b>  | <b>600</b> | <b>11.5</b> |
| <b>NCAA CAREER</b> | <b>86-52</b> | <b>2269-26.4</b> | <b>261-577</b> | <b>.452</b> | <b>99-263</b> | <b>.376</b> | <b>105-156</b> | <b>.673</b> | <b>31-149-180</b> | <b>2.1</b> | <b>211-2</b> | <b>302</b> | <b>160</b> | <b>19</b> | <b>104</b> | <b>726</b> | <b>8.4</b>  |





## 23 — JONATHAN TCHAMWA TCHATCHOUA

F • 6-8 • 245 • SO. • SQ  
DOUALA, CAMEROON (UNLV)

### SEASON HIGHS

Points: — 13, three times  
 FG: — 6 at Kansas State (12/19/20); vs. Central Arkansas (12/29/20)  
 FGA: — 10 at Kansas State (12/19/20)  
 3FG: —  
 3FGA: —  
 FT: — 5 vs. Illinois (12/2/20)  
 FTA: — 6 vs. Illinois (12/2/20)  
 Rebounds: — 11 vs. Central Arkansas (12/29/20)  
 Assists: — 1, six times  
 Turnovers: — 3 at Iowa State (1/2/21)  
 Blocks: — 4 at Oklahoma State (1/23/21)  
 Steals: — 2, four times  
 Minutes Played: — 26 at Iowa State (1/2/21)

### CAREER HIGHS

Points: — 13, four times  
 FG: — 6 at Kansas State (12/19/20); vs. Central Arkansas (12/29/20)  
 FGA: — 10 at Kansas State (12/19/20)  
 3FG: —  
 3FGA: — 1, three times  
 FT: — 9 vs. Colorado State (1/2/19)  
 FTA: — 10 vs. Colorado State (1/2/19)  
 Rebounds: — 12 vs. Colorado State (1/2/19)  
 Assists: — 2 vs. Indiana State (12/23/18)  
 Turnovers: — 4 vs. New Mexico (1/8/19)  
 Blocks: — 4 at Oklahoma State (1/23/21)  
 Steals: — 2, six times  
 Minutes Played: — 40 vs. BYU (12/15/18)

### MISCELLANEOUS

|                           | 20-21 | BU RECORD |
|---------------------------|-------|-----------|
| Double-Figure Points:     | 5     | 5-0       |
| Double-Figure Rebounds:   | 2     | 2-0       |
| Double-Doubles:           | 1     | 1-0       |
| 2+ Blocks:                | 4     | 4-0       |
| Led team in Points:       | —     | —         |
| Led team in Rebounds:     | 8     | 8-0       |
| Led team in Blocks:       | 7     | 7-0       |
| Led team in Bench Points: | 6     | 6-0       |

## TCHAMWA TCHATCHOUA NOTEBOOK

- Third-year sophomore big man with tremendous athleticism, extremely coachable; splits time with Flo Thamba at 5-spot
- Coaches refer to him as “Everyday Jon,” because they know he’s going to be the same energy-giving person every day
- Transferred to Baylor after playing one year at UNLV, sat out 2019-20 season and participated on BU practice squad
- Has scored 48% of his field goals on dunks (29 of 60) over first 21 games played at Baylor
- Blocked 14 shots in last 13 games (1.1 bpg) after recording 2 blocks over season’s first 8 games (0.3 bpg)
- 2nd career double-double with 13 points and career-high 11 boards vs. Central Arkansas (12/29/20)
- Matched career-high with 13 points (all in first half), including 3 alley-oop dunks in 24 minutes off bench at K-State (12/19/20)
- Scored career-high 13 points and added team-high 6 rebounds in 21 minutes off bench vs. SFA (12/9/20)
- Posted 9 points and 9 rebounds in 24 minutes off bench in win over No. 5 Illinois (12/2/20)
- Nearly posted double-double in second game with Bears, 12 points and 9 rebounds in 19 minutes off bench vs. Washington
- Played 31 games (11 starts) as freshman at UNLV, averaging 3.4 PPG, 3.5 RPG, 0.7 BPG in 13.3 MPG
- Recorded career-first double-double with 13 points and 12 rebounds in 16 minutes vs. Colorado State (1/2/19) while at UNLV
- Played 40 minutes in overtime win in first collegiate start vs. BYU (12/15/18) while at UNLV
- Born in Cameroon, moved to Australia and played at NBA Global Academy for final two high school seasons

## 2020-21 GAME-BY-GAME


| OPPONENT                | DATE  | GS | MIN | FG   | 3FG | FT  | OR-DR-TR | PF | A | T | B | S | PTS |
|-------------------------|-------|----|-----|------|-----|-----|----------|----|---|---|---|---|-----|
| vs. Louisiana-Lafayette | 11/28 |    | 16  | 2-5  | 0-0 | 2-2 | 1-6-7    | 3  | 0 | 2 | 0 | 0 | 6   |
| vs. Washington          | 11/29 |    | 19  | 5-9  | 0-0 | 2-2 | 4-5-9    | 2  | 1 | 1 | 1 | 0 | 12  |
| vs. #5 Illinois         | 12/2  |    | 24  | 2-4  | 0-0 | 5-6 | 6-3-9    | 4  | 0 | 1 | 0 | 0 | 9   |
| SFA                     | 12/9  |    | 21  | 5-6  | 0-0 | 3-4 | 1-5-6    | 3  | 0 | 0 | 1 | 0 | 13  |
| at Kansas State         | 12/19 |    | 24  | 6-10 | 0-0 | 1-2 | 3-1-4    | 2  | 1 | 0 | 0 | 2 | 13  |
| Arkansas Pine-Bluff     | 12/21 |    | 18  | 5-8  | 0-0 | 0-0 | 4-4-8    | 4  | 1 | 0 | 0 | 0 | 10  |
| Central Arkansas        | 12/29 |    | 21  | 6-6  | 0-0 | 1-2 | 1-10-11  | 0  | 0 | 1 | 0 | 0 | 13  |
| Alcorn State            | 12/30 |    | 18  | 3-5  | 0-0 | 0-1 | 3-5-8    | 0  | 0 | 1 | 0 | 0 | 6   |
| at Iowa State           | 1/2   |    | 26  | 2-2  | 0-0 | 3-3 | 2-8-10   | 1  | 0 | 3 | 2 | 0 | 7   |
| Oklahoma                | 1/6   |    | 24  | 2-3  | 0-0 | 2-2 | 1-3-4    | 2  | 0 | 2 | 1 | 0 | 6   |
| at TCU                  | 1/9   |    | 20  | 2-6  | 0-0 | 0-0 | 2-1-3    | 3  | 1 | 1 | 1 | 1 | 4   |
| at #15 Texas Tech       | 1/16  |    | 17  | 2-7  | 0-0 | 3-4 | 3-2-5    | 0  | 0 | 0 | 0 | 0 | 7   |
| #9 Kansas               | 1/18  |    | 23  | 4-5  | 0-0 | 0-0 | 2-3-5    | 3  | 0 | 2 | 2 | 1 | 8   |
| at Oklahoma State       | 1/23  |    | 17  | 2-4  | 0-0 | 0-0 | 1-3-4    | 1  | 0 | 2 | 4 | 0 | 4   |
| Kansas State            | 1/27  |    | 14  | 3-4  | 0-0 | 1-2 | 2-1-3    | 4  | 1 | 1 | 0 | 0 | 7   |
| Auburn                  | 1/30  |    | 21  | 2-4  | 0-0 | 2-3 | 3-3-6    | 1  | 1 | 0 | 3 | 1 | 6   |
| at #6 Texas             | 2/2   |    | 26  | 1-2  | 0-0 | 0-0 | 0-6-6    | 2  | 0 | 0 | 0 | 1 | 2   |
| Iowa State              | 2/23  |    |     | DNP  |     |     |          |    |   |   |   |   |     |
| at #17 Kansas           | 2/27  |    | 11  | 1-3  | 0-0 | 0-0 | 0-0-0    | 2  | 0 | 0 | 0 | 0 | 2   |
| at #6 West Virginia     | 3/2   |    | 17  | 2-3  | 0-0 | 0-0 | 1-0-1    | 4  | 0 | 0 | 0 | 2 | 4   |
| #17 Oklahoma State      | 3/4   |    | 24  | 1-2  | 0-0 | 0-0 | 0-2-2    | 1  | 0 | 2 | 1 | 2 | 2   |
| #18 Texas Tech          | 3/7   |    | 17  | 2-4  | 0-0 | 0-0 | 1-2-3    | 2  | 1 | 1 | 0 | 2 | 4   |

## TCHAMWA TCHATCHOUA'S UNLV STATS

| YEAR          | GP-GS | MIN-AVG  | FG-A  | PCT  | 3FG-A | PCT  | FT-A  | PCT  | OFF-DEF-TOT | AVG | PF-D | A | TO | B  | S | TP  | AVG |
|---------------|-------|----------|-------|------|-------|------|-------|------|-------------|-----|------|---|----|----|---|-----|-----|
| 2018-19 (FR.) | 31-11 | 412-13.3 | 38-80 | .475 | 0-3   | .000 | 30-44 | .682 | 57-50-107   | 3.5 | 68-0 | 6 | 25 | 21 | 7 | 106 | 3.4 |

## TCHAMWA TCHATCHOUA'S BAYLOR STATS

| YEAR               | GP-GS        | MIN-AVG         | FG-A          | PCT         | 3FG-A      | PCT         | FT-A         | PCT         | OFF-DEF-TOT       | AVG        | PF-D         | A         | TO        | B         | S         | TP         | AVG        |
|--------------------|--------------|-----------------|---------------|-------------|------------|-------------|--------------|-------------|-------------------|------------|--------------|-----------|-----------|-----------|-----------|------------|------------|
| 2020-21 (SO.)      | 21-0         | 416-19.8        | 60-102        | .588        | 0-0        | .000        | 25-33        | .758        | 41-73-114         | 5.4        | 44-0         | 7         | 20        | 16        | 12        | 145        | 6.9        |
| <b>NCAA CAREER</b> | <b>52-11</b> | <b>826-15.9</b> | <b>98-182</b> | <b>.538</b> | <b>0-3</b> | <b>.000</b> | <b>55-77</b> | <b>.714</b> | <b>98-123-221</b> | <b>4.3</b> | <b>112-0</b> | <b>13</b> | <b>45</b> | <b>37</b> | <b>19</b> | <b>251</b> | <b>4.8</b> |



**31 – MACIO TEAGUE**

**G • 6-4 • 195 • SR. • 1L**  
**CINCINNATI, OHIO (UNC ASHEVILLE)**

**TEAGUE NOTEBOOK**

- Fifth-year senior guard, earned All-Big 12 Second Team honors both seasons at BU; played 2 years at UNC Asheville
- 1 of 5 finalists for 2021 Jerry West Shooting Guard of the Year Award
- Has earned All-Conference honors all 4 seasons (1st Team All-Big South 2017 & 2018, 2nd Team All-Big 12 2020 & 2021)
- Nation's only player with 1,500 career points (1,814), 500 rebounds (520), 250 assists (265), 125 steals (136) and 250 3FGs (271)
- Led Bears in scoring in 13 of last 34 games played and 17 times over 2 seasons (Bears are 16-1 when he leads team in scoring)
- School record 10 made 3FGs in 35-point outburst on senior night vs. Texas Tech (3/7/21) - t-2nd most ever by any B12 player
- Led team in points (18) and rebounds (8) at No. 17 Kansas (2/27/21)
- Scored game-high 23 points and added 10 rebounds for 5th career double-double (2nd at BU) in win at Kansas State (12/19/20)
- Led Bears with 21 points, 7 rebounds and 4 assists in 32 minutes of season-opener vs. Louisiana (11/28/20)
- Has 8 career games with 6+ made 3FGs, 14 games with 5+ made 3FGs and 44 games with 3+ made 3FGs
- Scored in double-figures in 42 of 50 games at Baylor and in 96 of 117 games during collegiate career
- Has 5 career double-doubles, including 23 points and 10 rebounds in this season's Big 12 opener at Kansas State (12/19/20)
- Career .409 3-point shooter, averaging 2.3 made 3s per games (271-of-662 over 117 games)
- Played in 90 consecutive games (89 starts) to start collegiate career before sitting out 2 games with broken wrist
- Led team in scoring in 6 straight games with 15+ points in each before suffering broken wrist at Texas (2/10/20)
- Had 4th career double-double with 18 points and 10 rebounds in Baylor debut vs. Central Arkansas (11/5/19)
- Earned Myrtle Beach Invitational All-Tournament honors after leading Bears with 18.7 points per game (17+ points all 3 games)
- Scored 1,078 points over 2 seasons at UNCA, 4th player in Big South history to reach 1k as soph.

**SEASON HIGHS**

**Points:** – 35 vs. Texas Tech (3/7/21)  
**FG:** – 11 vs. Texas Tech (3/7/21)  
**FGA:** – 20 at Kansas (2/27/21)  
**3FG:** – 10 vs. Texas Tech (3/7/21)  
**3FGA:** – 12 vs. Texas Tech (3/7/21)  
**FT:** – 8 vs. Alcorn State (12/30/20)  
**FTA:** – 8 vs. Alcorn State (12/30/20); at Iowa State (1/2/21)  
**Rebounds:** – 10 at Kansas State (12/19/20)  
**Assists:** – 5 vs. Kansas State (1/27/21); vs. Oklahoma State (3/4/21)  
**Turnovers:** – 4 at West Virginia (3/2/21)  
**Blocks:** – 2 at Oklahoma State (1/23/21)  
**Steals:** – 3 at Iowa State (1/2/21); vs. Kansas (1/18/21)  
**Minutes Played:** – 37 at K-State (12/19/20); at Texas Tech (1/16/21)

**CAREER HIGHS**

**Points:** – 36 at Campbell (2/1/18)\*  
**FG:** – 14 at Campbell (2/1/18)\*  
**FGA:** – 24 vs. USC (3/13/18)\*  
**3FG:** – 10 vs. Texas Tech (3/7/21)  
**3FGA:** – 15 at Campbell (2/1/18)\*  
**FT:** – 12 at Charleston Southern (1/14/17)\*  
**FTA:** – 14 vs. High Point (1/27/18)\*  
**Rebounds:** – 11 at UNC Greensboro (12/19/17)\*  
**Assists:** – 8 vs. Wofford (1/26/17)\*  
**Turnovers:** – 8 at Rhode Island (11/10/17)\*  
**Blocks:** – 2 at Oklahoma State (1/23/21)  
**Steals:** – 5 at Coastal Carolina (12/3/16)\*  
**Minutes Played:** – 49 vs. USC (3/13/18)\*

\* - while at UNC Asheville

**MISCELLANEOUS**

|                         | 20-21 | BU CAREER | BU RECORD |
|-------------------------|-------|-----------|-----------|
| Double-Figure Points:   | 20    | 42        | 40-2      |
| Double-Figure Rebounds: | 1     | 2         | 2-0       |
| Double-Doubles:         | 1     | 2         | 2-0       |
| 20+ Points:             | 4     | 7         | 7-0       |
| 30+ Points:             | 1     | 1         | 1-0       |
| 5+ Assists:             | 2     | 5         | 4-1       |
| Led team in Points:     | 7     | 17        | 16-1      |
| Led team in Rebounds:   | 3     | 7         | 6-1       |
| Led team in Assists:    | 1     | 4         | 3-1       |
| Led team in Blocks:     | 2     | 3         | 3-0       |

**2020-21 GAME-BY-GAME**

| OPPONENT                | DATE  | GS | MIN | FG    | 3FG   | FT  | OR-DR-TR | PF | A | T | B | S | PTS |
|-------------------------|-------|----|-----|-------|-------|-----|----------|----|---|---|---|---|-----|
| vs. Louisiana-Lafayette | 11/28 | *  | 32  | 9-18  | 3-7   | 0-0 | 2-5-7    | 0  | 4 | 2 | 0 | 0 | 21  |
| vs. Washington          | 11/29 | *  | 29  | 6-12  | 2-6   | 1-2 | 3-3-6    | 0  | 1 | 2 | 0 | 0 | 15  |
| vs. #5 Illinois         | 12/2  | *  | 32  | 4-10  | 0-2   | 3-4 | 1-1-2    | 0  | 0 | 0 | 0 | 0 | 11  |
| SFA                     | 12/9  | *  | 25  | 2-6   | 0-3   | 5-5 | 1-1-2    | 1  | 1 | 2 | 0 | 0 | 9   |
| at Kansas State         | 12/19 | *  | 37  | 8-14  | 5-9   | 2-3 | 4-6-10   | 0  | 2 | 1 | 0 | 1 | 23  |
| Arkansas Pine-Bluff     | 12/21 | *  | 28  | 3-6   | 2-3   | 5-5 | 3-1-4    | 0  | 2 | 1 | 0 | 0 | 13  |
| Central Arkansas        | 12/29 | *  | 26  | 9-13  | 2-5   | 0-0 | 0-3-3    | 0  | 1 | 1 | 0 | 2 | 20  |
| Alcorn State            | 12/30 | *  | 20  | 4-9   | 2-7   | 8-8 | 2-0-2    | 0  | 3 | 0 | 0 | 1 | 18  |
| at Iowa State           | 1/2   | *  | 36  | 3-11  | 1-3   | 6-8 | 1-3-4    | 0  | 0 | 1 | 1 | 3 | 13  |
| Oklahoma                | 1/6   | *  | 34  | 6-11  | 4-6   | 1-2 | 0-4-4    | 3  | 0 | 1 | 1 | 0 | 17  |
| at TCU                  | 1/9   | *  | 31  | 5-14  | 2-6   | 0-0 | 2-0-2    | 0  | 2 | 1 | 0 | 1 | 12  |
| at #15 Texas Tech       | 1/16  | *  | 37  | 6-11  | 0-2   | 2-2 | 1-3-4    | 0  | 1 | 2 | 1 | 1 | 14  |
| #9 Kansas               | 1/18  | *  | 32  | 5-12  | 0-4   | 3-3 | 0-1-1    | 1  | 1 | 2 | 0 | 3 | 13  |
| at Oklahoma State       | 1/23  | *  | 33  | 4-10  | 0-2   | 0-0 | 2-1-3    | 3  | 1 | 0 | 2 | 1 | 8   |
| Kansas State            | 1/27  | *  | 23  | 6-11  | 4-6   | 2-2 | 0-6-6    | 2  | 5 | 1 | 0 | 1 | 18  |
| Auburn                  | 1/30  | *  | 31  | 6-13  | 1-5   | 2-3 | 1-3-4    | 0  | 0 | 2 | 0 | 1 | 15  |
| at #6 Texas             | 2/2   | *  | 30  | 4-7   | 0-1   | 2-2 | 1-2-3    | 2  | 2 | 3 | 0 | 0 | 10  |
| Iowa State              | 2/23  | *  | 29  | 5-13  | 0-4   | 4-4 | 0-5-5    | 0  | 3 | 2 | 0 | 1 | 14  |
| at #17 Kansas           | 2/27  | *  | 36  | 7-20  | 3-8   | 1-1 | 4-4-8    | 3  | 1 | 0 | 0 | 0 | 18  |
| at #6 West Virginia     | 3/2   | *  | 33  | 5-11  | 1-7   | 0-0 | 1-3-4    | 1  | 2 | 4 | 0 | 0 | 11  |
| #17 Oklahoma State      | 3/4   | *  | 35  | 7-12  | 2-3   | 3-5 | 2-2-4    | 0  | 5 | 1 | 0 | 2 | 19  |
| #18 Texas Tech          | 3/7   | *  | 36  | 11-16 | 10-12 | 3-4 | 1-2-3    | 0  | 1 | 0 | 0 | 1 | 35  |

**TEAGUE'S UNC ASHEVILLE STATS**

| YEAR          | GP-GS        | MIN-AVG          | FG-A           | PCT         | 3FG-A          | PCT         | FT-A           | PCT         | OFF-DEF-TOT       | AVG        | PF-D         | A          | TO         | B         | S         | TP          | AVG         |
|---------------|--------------|------------------|----------------|-------------|----------------|-------------|----------------|-------------|-------------------|------------|--------------|------------|------------|-----------|-----------|-------------|-------------|
| 2016-17 (FR.) | 33-32        | 1124-34.1        | 169-361        | .468        | 70-154         | .455        | 101-114        | .886        | 18-133-151        | 4.6        | 46-0         | 90         | 31         | 7         | 36        | 509         | 15.4        |
| 2017-18 (SO.) | 34-34        | 1200-35.3        | 181-433        | .418        | 97-228         | .425        | 110-127        | .866        | 17-132-149        | 4.4        | 57-0         | 85         | 70         | 4         | 54        | 569         | 16.7        |
| <b>CAREER</b> | <b>67-66</b> | <b>2324-34.7</b> | <b>350-794</b> | <b>.441</b> | <b>167-382</b> | <b>.437</b> | <b>211-241</b> | <b>.876</b> | <b>35-265-300</b> | <b>4.5</b> | <b>103-0</b> | <b>175</b> | <b>101</b> | <b>11</b> | <b>90</b> | <b>1078</b> | <b>16.1</b> |

**TEAGUE'S BAYLOR STATS**

| YEAR             | GP-GS          | MIN-AVG          | FG-A            | PCT         | 3FG-A          | PCT         | FT-A           | PCT         | OFF-DEF-TOT       | AVG        | PF-D         | A          | TO         | B         | S          | TP          | AVG         |
|------------------|----------------|------------------|-----------------|-------------|----------------|-------------|----------------|-------------|-------------------|------------|--------------|------------|------------|-----------|------------|-------------|-------------|
| 2019-20 (JR.)    | 28-28          | 913-32.6         | 120-300         | .400        | 60-169         | .355        | 89-105         | .848        | 29-100-129        | 4.6        | 36-0         | 52         | 35         | 5         | 27         | 389         | 13.9        |
| 2020-21 (SR.)    | 22-22          | 686-31.2         | 125-260         | .481        | 44-111         | .396        | 53-63          | .841        | 32-59-91          | 4.1        | 16-0         | 38         | 29         | 5         | 19         | 347         | 15.8        |
| <b>BU CAREER</b> | <b>50-50</b>   | <b>1602-32.0</b> | <b>245-560</b>  | <b>.438</b> | <b>104-280</b> | <b>.371</b> | <b>142-168</b> | <b>.845</b> | <b>61-159-220</b> | <b>4.4</b> | <b>52-0</b>  | <b>90</b>  | <b>64</b>  | <b>10</b> | <b>46</b>  | <b>736</b>  | <b>14.7</b> |
| <b>NCAA CAR.</b> | <b>117-116</b> | <b>3926-33.6</b> | <b>595-1354</b> | <b>.439</b> | <b>271-662</b> | <b>.409</b> | <b>353-409</b> | <b>.863</b> | <b>96-424-520</b> | <b>4.4</b> | <b>155-0</b> | <b>265</b> | <b>165</b> | <b>21</b> | <b>136</b> | <b>1814</b> | <b>15.5</b> |



## 0 — FLO THAMBA

F • 6-10 • 245 • JR. • 2L

KINSHASA, CONGO (MOUNTAIN MISSION SCHOOL)

### SEASON HIGHS

Points: — 10 at Iowa State (1/2/21)

FG: — 4 at Kansas (2/27/21)

FGA: — 5 vs. Iowa State (2/23/21)

3FG: —

3FGA: —

FT: — 4 vs. Alcorn State (12/30/20); at Iowa State (1/2/21)

FTA: — 5 vs. Alcorn State (12/30/20); at Iowa State (1/2/21)

Rebounds: — 11 vs. Auburn (1/30/21)

Assists: — 1, four times

Turnovers: — 3 at Kansas State (12/19/20)

Blocks: — 3 vs. Kansas State (1/27/21)

Steals: — 1 vs. UAPB (12/21/20); at TCU (1/9/21)

Minutes Played: — 21 vs. Kansas State (1/27/21)

### CAREER HIGHS

Points: — 11 vs. UT Martin (12/18/19)

FG: — 4 vs. UT Martin (12/18/19); at Kansas (2/27/21)

FGA: — 5 vs. Kansas (1/12/19); vs. Iowa State (2/23/21)

3FG: —

3FGA: —

FT: — 4 vs. Alcorn State (12/30/20); at Iowa State (1/2/21)

FTA: — 6 vs. UT Martin (12/18/19)

Rebounds: — 11 vs. Auburn (1/30/21)

Assists: — 3 vs. TCU (2/2/19)

Turnovers: — 3 at Kansas State (12/19/20)

Blocks: — 4 vs. UT Martin (12/18/19)

Steals: — 1, nine times

Minutes Played: — 21, four times

### MISCELLANEOUS

|                           | 20-21 | CAREER | BU RECORD |
|---------------------------|-------|--------|-----------|
| Double-Figure Points:     | 1     | 2      | 2-0       |
| Double-Figure Rebounds:   | 1     | 1      | 1-0       |
| Double-Doubles:           | —     | —      | —         |
| 2+ Blocks:                | 1     | 9      | 8-1       |
| Led team in Points:       | —     | —      | —         |
| Led team in Rebounds:     | 2     | 3      | 3-0       |
| Led team in Blocks:       | 6     | 14     | 12-2      |
| Led team in Bench Points: | —     | 3      | 2-1       |

## THAMBA NOTEBOOK


- Junior with 7-foot-5 wingspan, originally from Kinshasa, Congo; splits time with Jonathan Tchamwa Tchatchoua at 5-spot
- Has started all 22 games this season after playing 19 of 30 games last season, all off bench (11 DNP)
- Already has more points & rebounds this season (79 pts, 89 rebs) than either of first 2 seasons (58/72 fresh, 43/42 soph)
- Grabbed career-high 11 rebounds in just 17 minutes of win vs. Auburn (1/30/21)
- Posted season-high 10 points in just 13 minutes of win at Iowa State (1/2/21)
- Recorded 7 rebounds (6 offensive) in 18 minutes of BU win at Kansas State (12/19/20)
- Saw 15 minutes of action in season finale last year at West Virginia, most in any Big 12 game last season
- Made pair of clutch free throws to give Bears 1-point lead with 4:55 left in comeback win at Oklahoma State (1/18/20)
- Recorded career-highs with 11 points (4-4 FGs), 8 rebounds, 4 blocks and 21 minutes vs. UT Martin (12/18/19)
- Came off bench in 33 of 34 games as freshman in 2018-19, including 15 games with double-digit minutes
- Born in Congo, lived in England, France and South Africa, emigrated to United States in 2014
- Averaged 14.0 points, 10.0 rebounds and 1.5 blocks as senior at Mountain Mission School in Grundy, Va.
- Late addition to 2018 signing class, ranked No. 243 overall and No. 34 center by 247Sports

## 2020-21 GAME-BY-GAME

| OPPONENT                | DATE  | GS | MIN | FG  | 3FG | FT  | OR-DR-TR | PF | A | T | B | S | PTS |
|-------------------------|-------|----|-----|-----|-----|-----|----------|----|---|---|---|---|-----|
| vs. Louisiana-Lafayette | 11/28 | *  | 20  | 2-4 | 0-0 | 2-4 | 5-2-7    | 2  | 0 | 1 | 0 | 0 | 6   |
| vs. Washington          | 11/29 | *  | 15  | 0-1 | 0-0 | 0-2 | 1-1-2    | 2  | 0 | 0 | 1 | 0 | 0   |
| vs. #5 Illinois         | 12/2  | *  | 13  | 2-2 | 0-0 | 0-3 | 0-0-0    | 3  | 0 | 0 | 0 | 0 | 4   |
| SFA                     | 12/9  | *  | 11  | 1-1 | 0-0 | 2-2 | 1-0-1    | 4  | 0 | 1 | 0 | 0 | 4   |
| at Kansas State         | 12/19 | *  | 18  | 1-1 | 0-0 | 1-2 | 6-1-7    | 2  | 1 | 3 | 0 | 0 | 3   |
| Arkansas Pine-Bluff     | 12/21 | *  | 16  | 2-3 | 0-0 | 0-0 | 2-6-8    | 1  | 1 | 1 | 1 | 1 | 4   |
| Central Arkansas        | 12/29 | *  | 14  | 1-1 | 0-0 | 0-0 | 0-6-6    | 0  | 0 | 0 | 1 | 0 | 2   |
| Alcorn State            | 12/30 | *  | 16  | 2-3 | 0-0 | 4-5 | 2-4-6    | 3  | 0 | 0 | 1 | 0 | 8   |
| at Iowa State           | 1/2   | *  | 13  | 3-3 | 0-0 | 4-5 | 1-3-4    | 3  | 0 | 0 | 0 | 0 | 10  |
| Oklahoma                | 1/6   | *  | 13  | 1-2 | 0-0 | 0-0 | 4-2-6    | 3  | 0 | 0 | 1 | 0 | 2   |
| at TCU                  | 1/9   | *  | 16  | 1-1 | 0-0 | 0-2 | 1-6-7    | 3  | 0 | 0 | 1 | 1 | 2   |
| at #15 Texas Tech       | 1/16  | *  | 13  | 0-1 | 0-0 | 0-0 | 1-0-1    | 3  | 0 | 0 | 0 | 0 | 0   |
| #9 Kansas               | 1/18  | *  | 14  | 3-3 | 0-0 | 1-2 | 3-1-4    | 3  | 0 | 1 | 0 | 0 | 7   |
| at Oklahoma State       | 1/23  | *  | 9   | 0-0 | 0-0 | 2-2 | 0-1-1    | 4  | 0 | 1 | 0 | 0 | 2   |
| Kansas State            | 1/27  | *  | 21  | 1-2 | 0-0 | 2-2 | 3-3-6    | 1  | 0 | 0 | 3 | 0 | 4   |
| Auburn                  | 1/30  | *  | 17  | 0-4 | 0-0 | 0-0 | 4-7-11   | 2  | 1 | 0 | 1 | 0 | 0   |
| at #6 Texas             | 2/2   | *  | 10  | 1-3 | 0-0 | 0-0 | 0-2-2    | 2  | 0 | 1 | 1 | 0 | 2   |
| Iowa State              | 2/23  | *  | 18  | 3-5 | 0-0 | 1-2 | 1-2-3    | 3  | 0 | 2 | 1 | 0 | 7   |
| at #17 Kansas           | 2/27  | *  | 20  | 4-4 | 0-0 | 1-1 | 2-2-4    | 3  | 0 | 0 | 1 | 0 | 9   |
| at #6 West Virginia     | 3/2   | *  | 12  | 1-1 | 0-0 | 1-2 | 0-2-2    | 3  | 0 | 1 | 0 | 0 | 3   |
| #17 Oklahoma State      | 3/4   | *  | 8   | 0-1 | 0-0 | 0-0 | 0-1-1    | 3  | 0 | 1 | 0 | 1 | 0   |
| #18 Texas Tech          | 3/7   | *  | 9   | 0-0 | 0-0 | 0-0 | 0-0-0    | 3  | 1 | 1 | 0 | 0 | 0   |

## THAMBA'S CAREER STATS

| YEAR          | GP-GS        | MIN-AVG         | FG-A          | PCT         | 3FG-A      | PCT         | FT-A         | PCT         | OFF-DEF-TOT       | AVG        | PF-D         | A         | TO        | B         | S         | TP         | AVG        |
|---------------|--------------|-----------------|---------------|-------------|------------|-------------|--------------|-------------|-------------------|------------|--------------|-----------|-----------|-----------|-----------|------------|------------|
| 2018-19 (FR.) | 33-0         | 331-10.0        | 21-39         | .538        | 0-0        | .000        | 16-30        | .533        | 31-41-72          | 2.2        | 57-1         | 11        | 24        | 21        | 6         | 58         | 1.8        |
| 2019-20 (SO.) | 19-0         | 172-9.1         | 13-27         | .481        | 0-0        | .000        | 17-30        | .567        | 14-28-42          | 2.2        | 33-1         | 2         | 7         | 13        | 1         | 43         | 2.3        |
| 2020-21 (JR.) | 22-22        | 316-14.3        | 29-46         | .630        | 0-0        | .000        | 21-37        | .568        | 37-52-89          | 4.0        | 56-0         | 4         | 14        | 13        | 3         | 79         | 3.6        |
| <b>CAREER</b> | <b>74-22</b> | <b>818-11.1</b> | <b>63-112</b> | <b>.563</b> | <b>0-0</b> | <b>.000</b> | <b>54-97</b> | <b>.557</b> | <b>82-121-203</b> | <b>2.7</b> | <b>146-2</b> | <b>17</b> | <b>45</b> | <b>47</b> | <b>10</b> | <b>180</b> | <b>2.4</b> |



## 5 – JORDAN TURNER

G/F • 6-8 • 195 • RFR. • SQ  
HOUSTON, TEXAS (SUNRISE CHRISTIAN)

### SEASON/CAREER HIGHS

Points: — 10 vs. Alcorn State (12/30/20)  
 FG: — 3 vs. Alcorn State (12/30/20)  
 FGA: — 5 vs. UAPB (12/21/20)  
 3FG: — 3 vs. Alcorn State (12/30/20)  
 3FGA: — 3 vs. UAPB (12/21/20); vs. Alcorn State (12/30/20)  
 FT: — 4 vs. UAPB (12/21/20)  
 FTA: — 4 vs. UAPB (12/21/20)  
 Rebounds: — 4 vs. UAPB (12/21/20)  
 Assists: — 2 vs. UAPB (12/21/20)  
 Steals: —  
 Blocks: —  
 Turnovers: — 1 vs. SFA (12/9/20); vs. Kansas State (1/27/21)  
 Minutes Played: — 14 vs. UAPB (12/21/20)

### MISCELLANEOUS

|                         | 20-21 | BU RECORD |
|-------------------------|-------|-----------|
| Double-Figure Points:   | 1     | 1-0       |
| Double-Figure Rebounds: | —     | —         |
| Double-Doubles:         | —     | —         |
| 2+ Blocks:              | —     | —         |
| Led team in Points:     | —     | —         |
| Led team in Rebounds:   | —     | —         |
| Led team in Blocks:     | —     | —         |
| Led team in Assists:    | —     | —         |

### TURNER NOTEBOOK

- Redshirt freshman wing from Houston, attended Sunrise Christian in Bel Aire, Kan. for final 2 prep seasons
- Elected to take voluntary redshirt and participate on practice squad during 2019-20 season
- Combined for 20 points and 13 rebounds in 39 minutes over last 5 games played (5-of-8 from 3-point range)
- Posted career-high 10 points (3-3 3FGs), added 3 rebounds in 8 minutes off bench vs. Alcorn State (12/30/20)
- Scored career-first points with 7 points and 4 rebounds in season-high 14 minutes off bench vs. UAPB (12/21/20)
- Played first two collegiate games in Bears' trip to Las Vegas, seeing 2 minutes of late-game action in both games
- Ranked No. 11 recruit in Texas and No. 24 SF nationally in 2019 signing class by ESPN
- Played first two prep seasons at Global Learning Village in Houston
- Twin brother, Jalyn, is sophomore on Central Oklahoma basketball squad

### 2020-21 GAME-BY-GAME

| OPPONENT                | DATE  | GS | MIN | FG  | 3FG | FT    | OR-DR-TR | PF | A | T | B | S | PTS |
|-------------------------|-------|----|-----|-----|-----|-------|----------|----|---|---|---|---|-----|
| vs. Louisiana-Lafayette | 11/28 |    | 2   | 0-0 | 0-0 | 0-0   | 0-0-0    | 0  | 0 | 0 | 0 | 0 | 0   |
| vs. Washington          | 11/29 |    | 2   | 0-0 | 0-0 | 0-0   | 0-0-0    | 0  | 0 | 0 | 0 | 0 | 0   |
| vs. #5 Illinois         | 12/2  |    |     | DNP |     |       |          |    |   |   |   |   |     |
| SFA                     | 12/9  | 4  | 0-1 | 0-0 | 0-0 | 0-0-0 | 1        | 0  | 1 | 0 | 0 | 0 | 0   |
| at Kansas State         | 12/19 |    |     | DNP |     |       |          |    |   |   |   |   |     |
| Arkansas Pine-Bluff     | 12/21 | 14 | 1-5 | 1-3 | 4-4 | 1-3-4 | 2        | 2  | 0 | 0 | 0 | 0 | 7   |
| Central Arkansas        | 12/29 | 7  | 1-3 | 1-2 | 0-0 | 1-2-3 | 1        | 0  | 0 | 0 | 0 | 0 | 3   |
| Alcorn State            | 12/30 | 8  | 3-4 | 3-3 | 1-2 | 1-2-3 | 5        | 1  | 0 | 0 | 0 | 0 | 10  |
| at Iowa State           | 1/2   |    |     | DNP |     |       |          |    |   |   |   |   |     |
| Oklahoma                | 1/6   |    |     | DNP |     |       |          |    |   |   |   |   |     |
| at TCU                  | 1/9   |    |     | DNP |     |       |          |    |   |   |   |   |     |
| at #15 Texas Tech       | 1/16  |    |     | DNP |     |       |          |    |   |   |   |   |     |
| #9 Kansas               | 1/18  |    |     | DNP |     |       |          |    |   |   |   |   |     |
| at Oklahoma State       | 1/23  |    |     | DNP |     |       |          |    |   |   |   |   |     |
| Kansas State            | 1/27  | 8  | 0-3 | 0-0 | 0-0 | 1-2-3 | 2        | 0  | 1 | 0 | 0 | 0 | 0   |
| Auburn                  | 1/30  |    |     | DNP |     |       |          |    |   |   |   |   |     |
| at #6 Texas             | 2/2   |    |     | DNP |     |       |          |    |   |   |   |   |     |
| Iowa State              | 2/23  |    |     | DNP |     |       |          |    |   |   |   |   |     |
| at #17 Kansas           | 2/27  |    |     | DNP |     |       |          |    |   |   |   |   |     |
| at #6 West Virginia     | 3/2   |    |     | DNP |     |       |          |    |   |   |   |   |     |
| #17 Oklahoma State      | 3/4   |    |     | DNP |     |       |          |    |   |   |   |   |     |
| #18 Texas Tech          | 3/7   | 2  | 0-1 | 0-0 | 0-0 | 0-0-0 | 0        | 0  | 0 | 0 | 0 | 0 | 0   |

### TURNER'S CAREER STATS

| YEAR           | GP-GS | MIN-AVG | FG-A | PCT  | 3FG-A | PCT  | FT-A | PCT  | OFF-DEF-TOT | AVG | PF-D | A | TO | B | S | TP | AVG |
|----------------|-------|---------|------|------|-------|------|------|------|-------------|-----|------|---|----|---|---|----|-----|
| 2020-21 (RFR.) | 8-0   | 47-5.9  | 5-17 | .294 | 5-8   | .625 | 5-6  | .833 | 4-9-13      | 1.6 | 11-1 | 3 | 2  | 0 | 0 | 20 | 2.5 |
| CAREER         | 8-0   | 47-5.9  | 5-17 | .294 | 5-8   | .625 | 5-6  | .833 | 4-9-13      | 1.6 | 11-1 | 3 | 2  | 0 | 0 | 20 | 2.5 |



**11 – MARK VITAL**

**G/F • 6-5 • 250 • SR. • 3L**

**LAKE CHARLES, LA. (ADVANCED PREP INT'L (TEXAS))**

**SEASON HIGHS**

**Points:** – 19 at Oklahoma State (1/23/21)  
**FG:** – 8 at Oklahoma State (1/23/21)  
**FGA:** – 9 at Oklahoma State (1/23/21)  
**3FG:** –  
**3FGA:** – 2 vs. Central Arkansas (12/29/20)  
**FT:** – 5 at TCU (1/9/21)  
**FTA:** – 8 at Kansas (2/27/21)  
**Rebounds:** – 15, three times  
**Assists:** – 4 vs. Washington (11/29/20)  
**Turnovers:** – 4 vs. Washington (11/29/20); vs. SFA (12/9/20)  
**Blocks:** – 3 vs. Washington (11/29/20); vs. Iowa State (2/23/21)  
**Steals:** – 3, four times  
**Minutes Played:** – 34 at West Virginia (3/2/21)

**CAREER HIGHS**

**Points:** – 19 at Oklahoma State (1/23/21)  
**FG:** – 8 at Oklahoma State (1/23/21)  
**FGA:** – 13 vs. Kansas (1/12/19)  
**3FG:** – 1, seven times  
**3FGA:** – 4 vs. Jackson State (12/30/19)  
**FT:** – 7 vs. Texas (2/27/19)  
**FTA:** – 10 vs. Prairie View A&M (11/12/18); vs. Nicholls (11/16/18)  
**Rebounds:** – 17 at Arizona (12/15/18)  
**Assists:** – 8 vs. Oklahoma State (1/15/18)  
**Turnovers:** – 7 vs. Kansas (2/10/18)  
**Blocks:** – 3, seven times  
**Steals:** – 5 vs. SFA (12/18/18)  
**Minutes Played:** – 41 vs. Texas (2/27/19)

**MISCELLANEOUS**

|                           | 20-21 | CAREER | BU RECORD |
|---------------------------|-------|--------|-----------|
| Double-Figure Points:     | 2     | 27     | 17-10     |
| Double-Figure Rebounds:   | 4     | 16     | 13-3      |
| Double-Doubles:           | 1     | 3      | 3-0       |
| 15+ Rebounds:             | 3     | 4      | 4-0       |
| 5+ Assists:               | –     | 8      | 7-1       |
| 2+ Blocks                 | 7     | 26     | 21-5      |
| Led team in Points:       | –     | 3      | 0-3       |
| Led team in Rebounds:     | 8     | 41     | 30-11     |
| Led team in Assists:      | 1     | 19     | 12-8      |
| Led team in Blocks:       | 9     | 29     | 22-7      |
| Led team in Bench Points: | –     | 8      | 7-1       |

**VITAL NOTEBOOK**

- Bruising senior guard/forward from Lake Charles, La., sat out 2016-17 season before debuting in 2017-18
- Three-time All-Big 12 honoree (3rd Team in 2020, HM in 2019 & 2021) and three-time Big 12 All-Defensive Team selection
- Named 1 of 10 Naismith Defensive POY Semifinalists for 2nd straight season (advanced as 1 of 4 finalists last season)
- Tabbed as 2021 Big 12 Defensive Player of the Year by The Athletic
- Holds BU record with 45 career Big 12 victories (45-22), passing A.J. Walton (39-29); 10th all-time at BU with 138 steals
- Had memorable senior night with first double-double of season (10 pts/15 rebs) in win over No. 21 Texas Tech (3/7/21)
- Posted season-highs of 15 rebounds, 3 blocks and 32 minutes vs. Iowa State (2/23/21) in first game back from 21-day break
- Scored career-high 19 points (8-9 FGs) in comeback from 9 points down to win at Oklahoma State (1/23/21)
- Grabbed 10 rebounds and had highlight-reel chasedown block in win over No. 9 Kansas (1/18/21)
- Posted 15 rebounds, 8 points, 4 assists and 3 blocks in 27 minutes vs. Washington (11/29/20)
- Twice has posted as many rebounds as all opposing players combined – 11/29/20 vs. Washington (15-15), 12/15/18 at Arizona (17-14)
- Has scored in double-figures 27 times during BU career, has 16 games with double-digit rebounds and 3 double-doubles
- Has started 86 of team's last 96 games, across small forward, power forward and small-ball center
- Appeared in team-high 87 consecutive games before missing game vs. Texas Tech (3/2/20) due to knee injury late last season
- Tied career-high with 3 blocks, including potential go-ahead layup with 1.5 seconds left in win over No. 18 Butler (12/10/19)
- Had then-career-high 17 points with 8 rebounds in 29 minutes of 2019 NCAA Tournament 2nd Round vs. Gonzaga
- Went perfect 7-for-7 at foul line and posted 13 points, 8 rebounds and 3 assists in 84-83 OT win vs. Texas (2/27/17)
- Posted 2nd career double-double with career-high 15 points, 14 rebounds, 2 assists and 2 blocks in win vs. West Virginia (2/23/19)
- Had career-high 17 rebounds (9 offensive) in win at Arizona (12/15/18), out-rebounding all 9 Arizona players combined (14 rebounds)
- Played in all but one game vs. NCAA teams during BU career (missed vs. Randall in 2017-18 and vs. TTU in 2018-19)
- Committed to Baylor in September 2013, more than two years before signing day

**2020-21 GAME-BY-GAME**

| OPPONENT                | DATE  | GS | MIN | FG  | 3FG | FT  | OR-DR-TR | PF | A | T | B | S | PTS |
|-------------------------|-------|----|-----|-----|-----|-----|----------|----|---|---|---|---|-----|
| vs. Louisiana-Lafayette | 11/28 | *  | 15  | 2-2 | 0-0 | 1-3 | 1-1-2    | 3  | 2 | 1 | 0 | 3 | 5   |
| vs. Washington          | 11/29 | *  | 27  | 4-8 | 0-0 | 0-0 | 7-8-15   | 2  | 4 | 4 | 3 | 0 | 8   |
| vs. #5 Illinois         | 12/2  | *  | 27  | 2-7 | 0-0 | 2-2 | 4-3-7    | 1  | 1 | 0 | 1 | 1 | 6   |
| SFA                     | 12/9  | *  | 22  | 2-6 | 0-1 | 0-0 | 1-5-6    | 4  | 0 | 4 | 0 | 3 | 4   |
| at Kansas State         | 12/19 | *  | 19  | 3-4 | 0-0 | 1-2 | 2-0-2    | 2  | 0 | 1 | 0 | 2 | 7   |
| Arkansas Pine-Bluff     | 12/21 | *  | 11  | 2-5 | 0-0 | 0-0 | 1-4-5    | 0  | 1 | 0 | 2 | 1 | 4   |
| Central Arkansas        | 12/29 | *  | 20  | 1-7 | 0-2 | 0-0 | 0-1-1    | 3  | 2 | 0 | 1 | 0 | 2   |
| Alcorn State            | 12/30 | *  | 17  | 2-5 | 0-1 | 1-2 | 1-0-1    | 2  | 2 | 0 | 0 | 2 | 5   |
| at Iowa State           | 1/2   | *  | 22  | 3-5 | 0-0 | 0-3 | 1-4-5    | 4  | 2 | 1 | 2 | 0 | 6   |
| Oklahoma                | 1/6   | *  | 16  | 0-3 | 0-0 | 1-2 | 2-6-8    | 0  | 3 | 1 | 1 | 0 | 1   |
| at TCU                  | 1/9   | *  | 25  | 2-4 | 0-0 | 5-6 | 2-4-6    | 4  | 0 | 2 | 0 | 0 | 9   |
| at #15 Texas Tech       | 1/16  | *  | 30  | 1-1 | 0-0 | 2-2 | 2-3-5    | 4  | 0 | 2 | 1 | 3 | 4   |
| #9 Kansas               | 1/18  | *  | 29  | 2-5 | 0-0 | 0-0 | 1-9-10   | 4  | 1 | 0 | 1 | 0 | 4   |
| at Oklahoma State       | 1/23  | *  | 27  | 8-9 | 0-0 | 3-6 | 3-2-5    | 3  | 1 | 0 | 2 | 2 | 19  |
| Kansas State            | 1/27  | *  | 24  | 4-6 | 0-1 | 0-0 | 1-4-5    | 1  | 1 | 1 | 1 | 3 | 8   |
| Auburn                  | 1/30  | *  | 21  | 0-3 | 0-0 | 2-4 | 1-1-2    | 3  | 1 | 1 | 2 | 1 | 2   |
| at #6 Texas             | 2/2   | *  | 24  | 3-7 | 0-0 | 0-0 | 3-3-6    | 3  | 1 | 1 | 0 | 0 | 6   |
| Iowa State              | 2/23  | *  | 32  | 1-2 | 0-0 | 1-3 | 8-7-15   | 2  | 0 | 2 | 3 | 2 | 3   |
| at #17 Kansas           | 2/27  | *  | 27  | 3-6 | 0-0 | 2-8 | 5-1-6    | 2  | 3 | 0 | 0 | 2 | 8   |
| at #6 West Virginia     | 3/2   | *  | 34  | 3-4 | 0-0 | 1-4 | 5-3-8    | 3  | 2 | 0 | 2 | 2 | 7   |
| #17 Oklahoma State      | 3/4   | *  | 27  | 2-4 | 0-0 | 0-0 | 1-3-4    | 4  | 1 | 0 | 1 | 0 | 4   |
| #18 Texas Tech          | 3/7   | *  | 28  | 4-8 | 0-0 | 2-3 | 5-10-15  | 2  | 2 | 0 | 0 | 0 | 10  |

**VITAL'S CAREER STATS**

| YEAR          | GP-GS         | MIN-AVG          | FG-A           | PCT         | 3FG-A       | PCT         | FT-A           | PCT         | OFF-DEF-TOT        | AVG        | PF-D         | A          | TO         | B         | S          | TP         | AVG        |
|---------------|---------------|------------------|----------------|-------------|-------------|-------------|----------------|-------------|--------------------|------------|--------------|------------|------------|-----------|------------|------------|------------|
| 2016-17 (FR.) |               |                  |                |             |             |             |                |             |                    |            |              |            |            |           |            |            |            |
| 2017-18 (FR.) | 33-18         | 786-23.8         | 87-181         | .481        | 1-10        | .100        | 47-93          | .505        | 75-109-184         | 5.6        | 73-0         | 71         | 68         | 21        | 26         | 222        | 6.7        |
| 2018-19 (SO.) | 34-34         | 943-27.7         | 89-192         | .464        | 4-22        | .182        | 64-121         | .529        | 121-124-245        | 7.2        | 99-4         | 68         | 61         | 31        | 35         | 246        | 7.2        |
| 2019-20 (JR.) | 29-23         | 755-26.0         | 73-159         | .459        | 2-17        | .118        | 28-67          | .418        | 85-96-181          | 6.2        | 78-3         | 53         | 41         | 17        | 50         | 176        | 6.1        |
| 2020-21 (SR.) | 22-22         | 524-23.8         | 54-111         | .486        | 0-5         | .000        | 24-50          | .480        | 57-82-139          | 6.3        | 56-0         | 30         | 21         | 23        | 27         | 132        | 6.0        |
| <b>CAREER</b> | <b>118-97</b> | <b>3009-25.5</b> | <b>303-643</b> | <b>.471</b> | <b>7-54</b> | <b>.130</b> | <b>163-331</b> | <b>.492</b> | <b>338-411-749</b> | <b>6.3</b> | <b>306-7</b> | <b>222</b> | <b>191</b> | <b>92</b> | <b>138</b> | <b>776</b> | <b>6.6</b> |

2020-21 SEASON STATISTICS



2020-21 Baylor Men's Basketball  
Combined Team Statistics  
All games

Game Records

| Record         | Overall | Home | Away | Neutral |
|----------------|---------|------|------|---------|
| ALL GAMES      | 21-1    | 11-0 | 7-1  | 3-0     |
| CONFERENCE     | 13-1    | 6-0  | 7-1  | 0-0     |
| NON-CONFERENCE | 8-0     | 5-0  | 0-0  | 3-0     |

Score by Periods

| Team      | 1st | 2nd | OT | TOT  |
|-----------|-----|-----|----|------|
| Baylor    | 890 | 974 | 13 | 1877 |
| Opponents | 638 | 797 | 8  | 1443 |

Team Box Score

| No.              | Player                       | Total     |             |      | 3-Point         |             | F-Throw        |             | Rebounds       |             |            |            | PF DQ A TO BLK STL |             |            | PTS       | AVG        |            |           |            |             |             |  |
|------------------|------------------------------|-----------|-------------|------|-----------------|-------------|----------------|-------------|----------------|-------------|------------|------------|--------------------|-------------|------------|-----------|------------|------------|-----------|------------|-------------|-------------|--|
|                  |                              | GP-GS     | MIN         | AVG  | FG-FGA          | FG%         | 3FG-FGA        | 3FG%        | FT-FTA         | FT%         | OFF        | DEF        | TOT                | AVG         | PF         |           |            | DQ         | A         | TO         | BLK         | STL         |  |
| 12               | BUTLER, Jared                | 22-22     | 655:38      | 29.8 | 135-274         | .493        | 60-135         | .444        | 47-62          | .758        | 10         | 61         | 71                 | 3.2         | 50         | 3         | 109        | 62         | 9         | 47         | 377         | 17.1        |  |
| 31               | TEAGUE, MaCio                | 22-22     | 686:12      | 31.2 | 125-260         | .481        | 44-111         | .396        | 53-63          | .841        | 32         | 59         | 91                 | 4.1         | 16         | 0         | 38         | 29         | 5         | 19         | 347         | 15.8        |  |
| 45               | MITCHELL, Davion             | 22-22     | 714:12      | 32.5 | 111-215         | .516        | 50-106         | .472        | 31-45          | .689        | 12         | 48         | 60                 | 2.7         | 56         | 0         | 125        | 55         | 7         | 42         | 303         | 13.8        |  |
| 10               | FLAGLER, Adam                | 20-0      | 457:44      | 22.9 | 66-143          | .462        | 34-83          | .410        | 21-26          | .808        | 19         | 29         | 48                 | 2.4         | 31         | 0         | 29         | 16         | 0         | 15         | 187         | 9.4         |  |
| 24               | MAYER, Matthew               | 22-0      | 329:25      | 15.0 | 69-136          | .507        | 22-51          | .431        | 23-41          | .561        | 23         | 59         | 82                 | 3.7         | 34         | 0         | 22         | 27         | 6         | 25         | 183         | 8.3         |  |
| 23               | TCHAMWA TCHATCHOUA, Jonathan | 21-0      | 415:31      | 19.8 | 60-102          | .588        | 0-0            | .000        | 25-33          | .758        | 41         | 73         | 114                | 5.4         | 44         | 0         | 7          | 20         | 16        | 12         | 145         | 6.9         |  |
| 11               | VITAL, Mark                  | 22-22     | 524:05      | 23.8 | 54-111          | .486        | 0-5            | .000        | 24-50          | .480        | 57         | 82         | 139                | 6.3         | 56         | 0         | 30         | 21         | 23        | 27         | 132         | 6.0         |  |
| 4                | CRYER, LJ                    | 16-0      | 188:55      | 11.8 | 21-50           | .420        | 16-39          | .410        | 8-12           | .667        | 2          | 7          | 9                  | 0.6         | 7          | 0         | 15         | 9          | 0         | 10         | 66          | 4.1         |  |
| 0                | THAMBA, Flo                  | 22-22     | 315:33      | 14.3 | 29-46           | .630        | 0-0            | .000        | 21-37          | .568        | 37         | 52         | 89                 | 4.0         | 56         | 0         | 4          | 14         | 13        | 3          | 79          | 3.6         |  |
| 32               | LOVEDAY, Zach                | 9-0       | 54:04       | 6.0  | 12-17           | .706        | 1-2            | .500        | 3-4            | .750        | 4          | 10         | 14                 | 1.6         | 8          | 0         | 1          | 1          | 3         | 1          | 28          | 3.1         |  |
| 5                | TURNER, Jordan               | 8-0       | 46:56       | 5.9  | 5-17            | .294        | 5-8            | .625        | 5-6            | .833        | 4          | 9          | 13                 | 1.6         | 11         | 1         | 3          | 2          | 0         | 0          | 20          | 2.5         |  |
| 35               | PATERSON, Mark               | 8-0       | 17:56       | 2.2  | 4-9             | .444        | 1-1            | 1.000       | 1-2            | .500        | 3          | 4          | 7                  | 0.9         | 6          | 0         | 0          | 1          | 0         | 1          | 10          | 1.3         |  |
| 13               | MOFFATT, Jackson             | 8-0       | 18:49       | 2.4  | 0-9             | .000        | 0-2            | .000        | 0-1            | .000        | 2          | 3          | 5                  | 0.6         | 0          | 0         | 1          | 2          | 0         | 0          | 0           | 0.0         |  |
| Team             |                              |           |             |      |                 |             |                |             |                |             | 36         | 26         | 62                 |             |            |           |            |            |           |            |             | 6           |  |
| <b>Total</b>     |                              | <b>22</b> | <b>4425</b> |      | <b>691-1389</b> | <b>.497</b> | <b>233-543</b> | <b>.429</b> | <b>262-382</b> | <b>.686</b> | <b>282</b> | <b>522</b> | <b>804</b>         | <b>36.5</b> | <b>375</b> | <b>4</b>  | <b>384</b> | <b>265</b> | <b>82</b> | <b>202</b> | <b>1877</b> | <b>85.3</b> |  |
| <b>Opponents</b> |                              | <b>22</b> | <b>4425</b> |      | <b>525-1216</b> | <b>.432</b> | <b>141-421</b> | <b>.335</b> | <b>252-375</b> | <b>.672</b> | <b>232</b> | <b>471</b> | <b>703</b>         | <b>32.0</b> | <b>375</b> | <b>10</b> | <b>271</b> | <b>386</b> | <b>84</b> | <b>132</b> | <b>1443</b> | <b>65.6</b> |  |

Team Statistics

|                        | BAYLOR          | OPP             |
|------------------------|-----------------|-----------------|
| <b>Scoring</b>         | <b>1877</b>     | <b>1443</b>     |
| Points per game        | 85.3            | 65.6            |
| Scoring margin         | +19.7           | -               |
| <b>Field goals-att</b> | <b>691-1389</b> | <b>525-1216</b> |
| Field goal pct         | .497            | .432            |
| <b>3 point fg-att</b>  | <b>233-543</b>  | <b>141-421</b>  |
| 3-point FG pct         | .429            | .335            |
| 3-pt FG made per game  | 10.6            | 6.4             |
| <b>Free throws-att</b> | <b>262-382</b>  | <b>252-375</b>  |
| Free throw pct         | .686            | .672            |
| F-Throws made per game | 11.9            | 11.5            |
| <b>Rebounds</b>        | <b>804</b>      | <b>703</b>      |
| Rebounds per game      | 36.5            | 32.0            |
| Rebounding margin      | +4.6            | -               |
| <b>Assists</b>         | <b>384</b>      | <b>271</b>      |
| Assists per game       | 17.5            | 12.3            |
| <b>Turnovers</b>       | <b>265</b>      | <b>386</b>      |
| Turnovers per game     | 12.0            | 17.5            |
| Turnover margin        | +5.5            | -               |
| Assist/turnover ratio  | 1.4             | 0.7             |
| <b>Steals</b>          | <b>202</b>      | <b>132</b>      |
| Steals per game        | 9.2             | 6.0             |
| <b>Blocks</b>          | <b>82</b>       | <b>84</b>       |
| Blocks per game        | 3.7             | 3.8             |
| <b>Winning streak</b>  | <b>3</b>        | <b>-</b>        |
| Home win streak        | 11              | -               |
| <b>Attendance</b>      | <b>23500</b>    | <b>19589</b>    |
| Home games-Avg/Game    | 11-2136         | 8-2449          |
| Neutral site-Avg/Game  | -               | 3-0             |

Team Results

| Date       | Opponent         | Score     | Att. |
|------------|------------------|-----------|------|
| 11/28/2020 | vs Louisiana     | W 112-82  | 0    |
| 11/29/2020 | vs Washington    | W 86-52   | 0    |
| 12/02/2020 | vs Illinois      | W 82-69   | 0    |
| 12/09/2020 | SFA              | W 83-52   | 2350 |
| 12/19/2020 | at Kansas St.    | W 100-69  | 848  |
| 12/21/2020 | Ark.-Pine Bluff  | W 99-42   | 2350 |
| 12/29/2020 | Central Ark.     | W 93-56   | 0    |
| 12/30/2020 | Alcorn           | W 105-76  | 2350 |
| 01/02/2021 | at Iowa St.      | W 76-65   | 1318 |
| 01/06/2021 | Oklahoma         | W 76-61   | 2350 |
| 01/09/2021 | at TCU           | W 67-49   | 1891 |
| 01/16/2021 | at Texas Tech    | W 68-60   | 4250 |
| 01/18/2021 | Kansas           | W 77-69   | 2350 |
| 01/23/2021 | at Oklahoma St.  | W 81-66   | 3350 |
| 01/27/2021 | Kansas St.       | W 107-59  | 2350 |
| 01/30/2021 | Auburn           | W 84-72   | 2350 |
| 02/02/2021 | at Texas         | W 83-69   | 2532 |
| 02/23/2021 | Iowa St.         | W 77-72   | 2350 |
| 02/27/2021 | at Kansas        | L 58-71   | 2600 |
| 03/02/2021 | at West Virginia | Wot 94-89 | 2800 |
| 03/04/2021 | Oklahoma St.     | W 81-70   | 2350 |
| 03/07/2021 | Texas Tech       | W 88-73   | 2350 |

2020-21 BIG 12 STATISTICS



2020-21 Baylor Men's Basketball  
Combined Team Statistics  
In Conference games

Page 1/1  
as of Mar 08, 2021

Game Records

| Record         | Overall | Home | Away | Neutral |
|----------------|---------|------|------|---------|
| ALL GAMES      | 13-1    | 6-0  | 7-1  | 0-0     |
| CONFERENCE     | 13-1    | 6-0  | 7-1  | 0-0     |
| NON-CONFERENCE | 0-0     | 0-0  | 0-0  | 0-0     |

Score by Periods

| Team      | 1st | 2nd | OT | TOT  |
|-----------|-----|-----|----|------|
| Baylor    | 528 | 592 | 13 | 1133 |
| Opponents | 418 | 516 | 8  | 942  |

Team Box Score

| No.              | Player                       | GP-GS     |    | MIN         | AVG  | Total          |             | 3-Point        |             | F-Throw        |             | Rebounds   |            |            |             | PF DQ A TO BLK STL PTS AVG |          |            |            |           |            |             |             |
|------------------|------------------------------|-----------|----|-------------|------|----------------|-------------|----------------|-------------|----------------|-------------|------------|------------|------------|-------------|----------------------------|----------|------------|------------|-----------|------------|-------------|-------------|
|                  |                              | GP        | GS |             |      | FG-FGA         | FG%         | 3FG-FGA        | 3FG%        | FT-FTA         | FT%         | OFF        | DEF        | TOT        | AVG         | PF                         | DQ       | A          | TO         | BLK       | STL        | PTS         | AVG         |
| 12               | BUTLER, Jared                | 14        | 14 | 447:29      | 32.0 | 87-173         | .503        | 43-96          | .448        | 35-47          | .745        | 6          | 42         | 48         | 3.4         | 40                         | 3        | 70         | 45         | 5         | 32         | 252         | 18.0        |
| 31               | TEAGUE, MaCio                | 14        | 14 | 463:08      | 33.1 | 82-173         | .474        | 32-73          | .438        | 29-36          | .806        | 19         | 42         | 61         | 4.4         | 15                         | 0        | 26         | 19         | 5         | 15         | 225         | 16.1        |
| 45               | MITCHELL, Davion             | 14        | 14 | 487:21      | 34.8 | 80-160         | .500        | 35-78          | .449        | 20-30          | .667        | 5          | 27         | 32         | 2.3         | 37                         | 0        | 63         | 35         | 3         | 23         | 215         | 15.4        |
| 24               | MAYER, Matthew               | 14        | 0  | 212:34      | 15.2 | 38-79          | .481        | 10-29          | .345        | 14-25          | .560        | 12         | 41         | 53         | 3.8         | 24                         | 0        | 12         | 20         | 1         | 15         | 100         | 7.1         |
| 10               | FLAGLER, Adam                | 13        | 0  | 289:38      | 22.3 | 31-80          | .388        | 16-46          | .348        | 14-18          | .778        | 9          | 17         | 26         | 2.0         | 19                         | 0        | 14         | 10         | 0         | 9          | 92          | 7.1         |
| 11               | VITAL, Mark                  | 14        | 14 | 362:57      | 25.9 | 39-68          | .574        | 0-1            | .000        | 18-39          | .462        | 41         | 59         | 100        | 7.1         | 38                         | 0        | 17         | 11         | 14        | 16         | 96          | 6.9         |
| 23               | TCHAMWA TCHATCHOUA, Jonathan | 13        | 0  | 259:06      | 19.9 | 30-55          | .545        | 0-0            | .000        | 10-13          | .769        | 18         | 32         | 50         | 3.8         | 27                         | 0        | 4          | 14         | 11        | 11         | 70          | 5.4         |
| 0                | THAMBA, Flo                  | 14        | 14 | 193:40      | 13.8 | 19-27          | .704        | 0-0            | .000        | 13-21          | .619        | 22         | 26         | 48         | 3.4         | 39                         | 0        | 2          | 11         | 8         | 2          | 51          | 3.6         |
| 32               | LOVEDAY, Zach                | 3         | 0  | 09:46       | 3.3  | 3-4            | .750        | 1-1            | 1.000       | 1-2            | .500        | 3          | 2          | 5          | 1.7         | 3                          | 0        | 1          | 0          | 1         | 0          | 8           | 2.7         |
| 4                | CRYER, LJ                    | 9         | 0  | 76:16       | 8.5  | 7-17           | .412        | 5-13           | .385        | 0-0            | .000        | 0          | 4          | 4          | 0.4         | 1                          | 0        | 5          | 3          | 0         | 3          | 19          | 2.1         |
| 35               | PATERSON, Mark               | 3         | 0  | 06:58       | 2.3  | 2-3            | .667        | 0-0            | .000        | 1-2            | .500        | 2          | 2          | 4          | 1.3         | 2                          | 0        | 0          | 0          | 0         | 0          | 5           | 1.7         |
| 5                | TURNER, Jordan               | 2         | 0  | 10:08       | 5.1  | 0-4            | .000        | 0-0            | .000        | 0-0            | .000        | 1          | 2          | 3          | 1.5         | 2                          | 0        | 0          | 1          | 0         | 0          | 0           | 0.0         |
| 13               | MOFFATT, Jackson             | 3         | 0  | 05:59       | 2.0  | 0-2            | .000        | 0-1            | .000        | 0-0            | .000        | 1          | 1          | 2          | 0.7         | 0                          | 0        | 0          | 2          | 0         | 0          | 0           | 0.0         |
| Team             |                              |           |    |             |      |                |             |                |             |                |             | 27         | 19         | 46         |             |                            |          |            |            |           |            |             |             |
| <b>Total</b>     |                              | <b>14</b> |    | <b>2825</b> |      | <b>418-845</b> | <b>.495</b> | <b>142-338</b> | <b>.420</b> | <b>155-233</b> | <b>.665</b> | <b>166</b> | <b>316</b> | <b>482</b> | <b>34.4</b> | <b>247</b>                 | <b>3</b> | <b>214</b> | <b>176</b> | <b>48</b> | <b>126</b> | <b>1133</b> | <b>80.9</b> |
| <b>Opponents</b> |                              | <b>14</b> |    | <b>2825</b> |      | <b>342-766</b> | <b>.446</b> | <b>95-272</b>  | <b>.349</b> | <b>163-238</b> | <b>.685</b> | <b>148</b> | <b>298</b> | <b>446</b> | <b>31.9</b> | <b>236</b>                 | <b>5</b> | <b>176</b> | <b>228</b> | <b>55</b> | <b>88</b>  | <b>942</b>  | <b>67.3</b> |

Team Statistics

|                        | BAYLOR         | OPP            |
|------------------------|----------------|----------------|
| <b>Scoring</b>         | <b>1133</b>    | <b>942</b>     |
| Points per game        | 80.9           | 67.3           |
| Scoring margin         | +13.6          | -              |
| <b>Field goals-att</b> | <b>418-845</b> | <b>342-766</b> |
| Field goal pct         | .495           | .446           |
| <b>3 point fg-att</b>  | <b>142-338</b> | <b>95-272</b>  |
| 3-point FG pct         | .420           | .349           |
| 3-pt FG made per game  | 10.1           | 6.8            |
| <b>Free throws-att</b> | <b>155-233</b> | <b>163-238</b> |
| Free throw pct         | .665           | .685           |
| F-Throws made per game | 11.1           | 11.6           |
| <b>Rebounds</b>        | <b>482</b>     | <b>446</b>     |
| Rebounds per game      | 34.4           | 31.9           |
| Rebounding margin      | +2.6           | -              |
| <b>Assists</b>         | <b>214</b>     | <b>176</b>     |
| Assists per game       | 15.3           | 12.6           |
| <b>Turnovers</b>       | <b>176</b>     | <b>228</b>     |
| Turnovers per game     | 12.6           | 16.3           |
| Turnover margin        | +3.7           | -              |
| Assist/turnover ratio  | 1.2            | 0.8            |
| <b>Steals</b>          | <b>126</b>     | <b>88</b>      |
| Steals per game        | 9.0            | 6.3            |
| <b>Blocks</b>          | <b>48</b>      | <b>55</b>      |
| Blocks per game        | 3.4            | 3.9            |
| <b>Winning streak</b>  | <b>3</b>       | <b>-</b>       |
| Home win streak        | 6              | -              |
| <b>Attendance</b>      | <b>14100</b>   | <b>19589</b>   |
| Home games-Avg/Game    | 6-2350         | 8-2449         |
| Neutral site-Avg/Game  | -              | 0-0            |

Team Results

| Date       | Opponent         |     | Score  | Att. |
|------------|------------------|-----|--------|------|
| 12/19/2020 | at Kansas St.    | W   | 100-69 | 848  |
| 01/02/2021 | at Iowa St.      | W   | 76-65  | 1318 |
| 01/06/2021 | Oklahoma         | W   | 76-61  | 2350 |
| 01/09/2021 | at TCU           | W   | 67-49  | 1891 |
| 01/16/2021 | at Texas Tech    | W   | 68-60  | 4250 |
| 01/18/2021 | Kansas           | W   | 77-69  | 2350 |
| 01/23/2021 | at Oklahoma St.  | W   | 81-66  | 3350 |
| 01/27/2021 | Kansas St.       | W   | 107-59 | 2350 |
| 02/02/2021 | at Texas         | W   | 83-69  | 2532 |
| 02/23/2021 | Iowa St.         | W   | 77-72  | 2350 |
| 02/27/2021 | at Kansas        | L   | 58-71  | 2600 |
| 03/02/2021 | at West Virginia | Wot | 94-89  | 2800 |
| 03/04/2021 | Oklahoma St.     | W   | 81-70  | 2350 |
| 03/07/2021 | Texas Tech       | W   | 88-73  | 2350 |

**2020-21 TEAM GAME-BY-GAME**



**2020-21 Baylor Men's Basketball  
Team Game-by-Game  
All games**

| Opponent         | Date       | Score       | W   | Total           |             | 3-Pointers     |             | Free throws    |             | Rebounds   |            |            |             | PF         | A          | TO         | BLK       | STL        | PTS         | AVG         |
|------------------|------------|-------------|-----|-----------------|-------------|----------------|-------------|----------------|-------------|------------|------------|------------|-------------|------------|------------|------------|-----------|------------|-------------|-------------|
|                  |            |             |     | FG-FGA          | PCT         | 3FG-FGA        | PCT         | FT-FTA         | PCT         | OFF        | DEF        | TOT        | AVG         |            |            |            |           |            |             |             |
| vs Louisiana     | 11/28/2020 | 112-82      | W   | 45-80           | .563        | 15-27          | .556        | 7-13           | .538        | 15         | 26         | 41         | 41.0        | 15         | 25         | 10         | 1         | 12         | 112         | 112.0       |
| vs Washington    | 11/29/2020 | 86-52       | W   | 34-67           | .507        | 13-29          | .448        | 5-11           | .455        | 21         | 29         | 50         | 45.5        | 14         | 21         | 16         | 6         | 3          | 86          | 99.0        |
| vs Illinois      | 12/02/2020 | 82-69       | W   | 30-66           | .455        | 7-18           | .389        | 15-24          | .625        | 16         | 22         | 38         | 43.0        | 16         | 14         | 7          | 4         | 7          | 82          | 93.3        |
| SFA              | 12/09/2020 | 83-52       | W   | 25-51           | .490        | 9-20           | .450        | 24-27          | .889        | 7          | 21         | 28         | 39.3        | 22         | 20         | 20         | 4         | 14         | 83          | 90.8        |
| at Kansas St.    | 12/19/2020 | 100-69      | W   | 37-64           | .578        | 15-32          | .469        | 11-18          | .611        | 16         | 25         | 41         | 39.6        | 14         | 24         | 12         | 1         | 9          | 100         | 92.6        |
| Ark.-Pine Bluff  | 12/21/2020 | 99-42       | W   | 37-71           | .521        | 11-23          | .478        | 14-17          | .824        | 13         | 29         | 42         | 40.0        | 14         | 25         | 5          | 4         | 9          | 99          | 93.7        |
| Central Ark.     | 12/29/2020 | 93-56       | W   | 37-74           | .500        | 13-30          | .433        | 6-8            | .750        | 9          | 34         | 43         | 40.4        | 9          | 25         | 10         | 3         | 14         | 93          | 93.6        |
| Alcorn           | 12/30/2020 | 105-76      | W   | 34-63           | .540        | 12-28          | .429        | 25-31          | .806        | 18         | 19         | 37         | 40.0        | 23         | 23         | 12         | 5         | 10         | 105         | 95.0        |
| at Iowa St.      | 01/02/2021 | 76-65       | W   | 26-55           | .473        | 4-19           | .211        | 20-29          | .690        | 9          | 25         | 34         | 39.3        | 15         | 10         | 17         | 6         | 13         | 76          | 92.9        |
| Oklahoma         | 01/06/2021 | 76-61       | W   | 28-58           | .483        | 10-24          | .417        | 10-12          | .833        | 12         | 29         | 41         | 39.5        | 17         | 13         | 13         | 5         | 5          | 76          | 91.2        |
| at TCU           | 01/09/2021 | 67-49       | W   | 25-55           | .455        | 6-19           | .316        | 11-19          | .579        | 9          | 23         | 32         | 38.8        | 20         | 17         | 10         | 3         | 10         | 67          | 89.0        |
| at Texas Tech    | 01/16/2021 | 68-60       | W   | 23-55           | .418        | 9-24           | .375        | 13-22          | .591        | 12         | 25         | 37         | 38.7        | 18         | 6          | 16         | 3         | 8          | 68          | 87.3        |
| Kansas           | 01/18/2021 | 77-69       | W   | 28-52           | .538        | 9-19           | .474        | 12-13          | .923        | 10         | 19         | 29         | 37.9        | 17         | 14         | 18         | 3         | 10         | 77          | 86.5        |
| at Oklahoma St.  | 01/23/2021 | 81-66       | W   | 31-65           | .477        | 10-24          | .417        | 9-14           | .643        | 13         | 21         | 34         | 37.6        | 19         | 19         | 10         | 9         | 10         | 81          | 86.1        |
| Kansas St.       | 01/27/2021 | 107-59      | W   | 41-71           | .577        | 17-28          | .607        | 8-11           | .727        | 13         | 28         | 41         | 37.9        | 20         | 23         | 13         | 4         | 14         | 107         | 87.5        |
| Auburn           | 01/30/2021 | 84-72       | W   | 31-72           | .431        | 11-30          | .367        | 11-18          | .611        | 17         | 26         | 43         | 38.2        | 15         | 17         | 9          | 7         | 7          | 84          | 87.3        |
| at Texas         | 02/02/2021 | 83-69       | W   | 34-58           | .586        | 11-21          | .524        | 4-4            | 1.000       | 5          | 21         | 26         | 37.5        | 18         | 13         | 12         | 1         | 10         | 83          | 87.0        |
| Iowa St.         | 02/23/2021 | 77-72       | W   | 27-62           | .435        | 8-25           | .320        | 15-21          | .714        | 14         | 22         | 36         | 37.4        | 11         | 10         | 12         | 4         | 9          | 77          | 86.4        |
| at Kansas        | 02/27/2021 | 58-71       | L   | 23-66           | .348        | 6-26           | .231        | 6-16           | .375        | 13         | 15         | 28         | 36.9        | 23         | 10         | 3          | 1         | 5          | 58          | 84.9        |
| at West Virginia | 03/02/2021 | 94-89       | Wot | 36-70           | .514        | 13-31          | .419        | 9-14           | .643        | 14         | 17         | 31         | 36.6        | 22         | 16         | 14         | 3         | 8          | 94          | 85.4        |
| Oklahoma St.     | 03/04/2021 | 81-70       | W   | 30-59           | .508        | 9-22           | .409        | 12-18          | .667        | 12         | 20         | 32         | 36.4        | 14         | 20         | 14         | 3         | 11         | 81          | 85.2        |
| Texas Tech       | 03/07/2021 | 88-73       | W   | 29-55           | .527        | 15-24          | .625        | 15-22          | .682        | 14         | 26         | 40         | 36.5        | 19         | 19         | 12         | 2         | 4          | 88          | 85.3        |
| <b>Total</b>     |            | <b>1877</b> |     | <b>691-1389</b> | <b>.497</b> | <b>233-543</b> | <b>.429</b> | <b>262-382</b> | <b>.686</b> | <b>282</b> | <b>522</b> | <b>804</b> | <b>36.5</b> | <b>375</b> | <b>384</b> | <b>265</b> | <b>82</b> | <b>202</b> | <b>1877</b> | <b>85.3</b> |
| Opponents        |            | 1443        |     | 525-1216        | .432        | 141-421        | .335        | 252-375        | .672        | 232        | 471        | 703        | 32.0        | 375        | 271        | 386        | 84        | 132        | 1443        | 65.6        |

**2020-21 OPPONENT GAME-BY-GAME**



**2020-21 Baylor Men's Basketball  
Opponents Game-by-Game  
All games**

| Opponent         | Date       | Score       | W   | Total           |             | 3-Pointers     |             | Free throws    |             | Rebounds   |            |            |             | PF         | A          | TO         | BLK       | STL        | PTS         | AVG         |
|------------------|------------|-------------|-----|-----------------|-------------|----------------|-------------|----------------|-------------|------------|------------|------------|-------------|------------|------------|------------|-----------|------------|-------------|-------------|
|                  |            |             |     | FG-FGA          | PCT         | 3FG-FGA        | PCT         | FT-FTA         | PCT         | OFF        | DEF        | TOT        | AVG         |            |            |            |           |            |             |             |
| vs Louisiana     | 11/28/2020 | 112-82      | W   | 32-61           | .525        | 6-19           | .316        | 12-16          | .750        | 6          | 23         | 29         | 29.0        | 15         | 12         | 19         | 3         | 5          | 82          | 82.0        |
| vs Washington    | 11/29/2020 | 86-52       | W   | 19-52           | .365        | 5-24           | .208        | 9-12           | .750        | 5          | 14         | 19         | 24.0        | 14         | 12         | 14         | 6         | 8          | 52          | 67.0        |
| vs Illinois      | 12/02/2020 | 82-69       | W   | 26-59           | .441        | 7-18           | .389        | 10-16          | .625        | 11         | 24         | 35         | 27.7        | 20         | 16         | 12         | 4         | 3          | 69          | 67.7        |
| SFA              | 12/09/2020 | 83-52       | W   | 18-44           | .409        | 1-9            | .111        | 15-27          | .556        | 12         | 21         | 33         | 29.0        | 26         | 4          | 35         | 4         | 10         | 52          | 63.8        |
| at Kansas St.    | 12/19/2020 | 100-69      | W   | 28-59           | .475        | 6-21           | .286        | 7-15           | .467        | 12         | 13         | 25         | 28.2        | 13         | 18         | 14         | 0         | 7          | 69          | 64.8        |
| Ark.-Pine Bluff  | 12/21/2020 | 99-42       | W   | 15-53           | .283        | 3-11           | .273        | 9-13           | .692        | 12         | 23         | 35         | 29.3        | 17         | 8          | 23         | 3         | 1          | 42          | 61.0        |
| Central Ark.     | 12/29/2020 | 93-56       | W   | 21-60           | .350        | 12-26          | .462        | 2-5            | .400        | 7          | 28         | 35         | 30.1        | 11         | 16         | 24         | 4         | 5          | 56          | 60.3        |
| Alcorn           | 12/30/2020 | 105-76      | W   | 24-53           | .453        | 6-17           | .353        | 22-33          | .667        | 14         | 14         | 28         | 29.9        | 21         | 10         | 18         | 1         | 9          | 76          | 62.3        |
| at Iowa St.      | 01/02/2021 | 76-65       | W   | 26-54           | .481        | 6-15           | .400        | 7-11           | .636        | 6          | 24         | 30         | 29.9        | 26         | 9          | 21         | 3         | 11         | 65          | 62.6        |
| Oklahoma         | 01/06/2021 | 76-61       | W   | 22-61           | .361        | 4-24           | .167        | 13-14          | .929        | 11         | 19         | 30         | 29.9        | 15         | 14         | 10         | 4         | 8          | 61          | 62.4        |
| at TCU           | 01/09/2021 | 67-49       | W   | 15-45           | .333        | 6-19           | .316        | 13-18          | .722        | 11         | 27         | 38         | 30.6        | 16         | 10         | 22         | 3         | 8          | 49          | 61.2        |
| at Texas Tech    | 01/16/2021 | 68-60       | W   | 22-62           | .355        | 6-24           | .250        | 10-14          | .714        | 18         | 24         | 42         | 31.6        | 20         | 5          | 20         | 9         | 8          | 60          | 61.1        |
| Kansas           | 01/18/2021 | 77-69       | W   | 25-52           | .481        | 10-19          | .526        | 9-12           | .750        | 9          | 14         | 23         | 30.9        | 16         | 18         | 15         | 3         | 5          | 69          | 61.7        |
| at Oklahoma St.  | 01/23/2021 | 81-66       | W   | 23-54           | .426        | 4-10           | .400        | 16-25          | .640        | 15         | 22         | 37         | 31.4        | 13         | 12         | 16         | 6         | 6          | 66          | 62.0        |
| Kansas St.       | 01/27/2021 | 107-59      | W   | 18-52           | .346        | 5-21           | .238        | 18-24          | .750        | 5          | 18         | 23         | 30.8        | 16         | 10         | 21         | 0         | 8          | 59          | 61.8        |
| Auburn           | 01/30/2021 | 84-72       | W   | 28-68           | .412        | 6-25           | .240        | 10-15          | .667        | 17         | 26         | 43         | 31.6        | 15         | 17         | 13         | 4         | 3          | 72          | 62.4        |
| at Texas         | 02/02/2021 | 83-69       | W   | 28-51           | .549        | 10-22          | .455        | 3-14           | .214        | 8          | 19         | 27         | 31.3        | 9          | 13         | 17         | 5         | 6          | 69          | 62.8        |
| Iowa St.         | 02/23/2021 | 77-72       | W   | 29-60           | .483        | 10-21          | .476        | 4-5            | .800        | 9          | 26         | 35         | 31.5        | 22         | 15         | 17         | 4         | 6          | 72          | 63.3        |
| at Kansas        | 02/27/2021 | 58-71       | L   | 25-49           | .510        | 3-16           | .188        | 18-26          | .692        | 14         | 34         | 48         | 32.4        | 15         | 11         | 14         | 7         | 1          | 71          | 63.7        |
| at West Virginia | 03/02/2021 | 94-89       | Wot | 26-56           | .464        | 9-23           | .391        | 28-32          | .875        | 13         | 23         | 36         | 32.6        | 17         | 14         | 16         | 5         | 6          | 89          | 65.0        |
| Oklahoma St.     | 03/04/2021 | 81-70       | W   | 28-52           | .538        | 7-19           | .368        | 7-11           | .636        | 7          | 18         | 25         | 32.2        | 17         | 14         | 18         | 1         | 3          | 70          | 65.2        |
| Texas Tech       | 03/07/2021 | 88-73       | W   | 27-59           | .458        | 9-18           | .500        | 10-17          | .588        | 10         | 17         | 27         | 32.0        | 21         | 13         | 7          | 5         | 5          | 73          | 65.6        |
| <b>Total</b>     |            | <b>1443</b> |     | <b>525-1216</b> | <b>.432</b> | <b>141-421</b> | <b>.335</b> | <b>252-375</b> | <b>.672</b> | <b>232</b> | <b>471</b> | <b>703</b> | <b>32.0</b> | <b>375</b> | <b>271</b> | <b>386</b> | <b>84</b> | <b>132</b> | <b>1443</b> | <b>65.6</b> |
| Baylor           |            | 1877        |     | 691-1389        | .497        | 233-543        | .429        | 262-382        | .686        | 282        | 522        | 804        | 36.5        | 375        | 384        | 265        | 82        | 202        | 1877        | 85.3        |



**THIS SEASON VS. KANSAS STATE IN MANHATTAN**



Official Basketball Box Score - Final  
**Baylor at Kansas St.**  
 12/19/20 Bramlage Coliseum, Manhattan  
 2020-21 Men's Basketball

Game Time: 3:00 PM  
 Game Duration: 1:53  
 Attendance: 848

Officials: Gerry Pollard, Ray Natili, Chance Moore

**Baylor - 100**

**Record: 5-0 (1-0)**

| NO. Name                       | Min     | FG    |       | 3P    |     | FT |    | Rebounds |    |     | Fouls |    | TP | AS | TO | ST | Blocks |    | +/- |
|--------------------------------|---------|-------|-------|-------|-----|----|----|----------|----|-----|-------|----|----|----|----|----|--------|----|-----|
|                                |         | M-A   | M-A   | M-A   | M-A | OR | DR | TOT      | PF | FD  | BS    | BA |    |    |    |    |        |    |     |
| 0 Flo Thamba                   | F 18:13 | 1-1   | 0-0   | 1-3   | 6   | 1  | 7  | 2        | 4  | 3   | 1     | 3  | 0  | 0  | 0  | 0  | 0      | 0  | 20  |
| 11 Mark Vital                  | F 18:04 | 3-4   | 0-0   | 1-2   | 2   | 0  | 2  | 2        | 1  | 7   | 0     | 1  | 2  | 0  | 0  | 0  | 0      | 0  | 13  |
| 12 Jared Butler                | G 30:03 | 4-8   | 2-6   | 4-6   | 0   | 5  | 5  | 1        | 4  | 14  | 13    | 1  | 1  | 1  | 1  | 0  | 0      | 28 |     |
| 31 MaCio Teague                | G 37:03 | 8-14  | 5-9   | 2-3   | 4   | 6  | 10 | 0        | 2  | 23  | 2     | 1  | 1  | 0  | 0  | 0  | 0      | 26 |     |
| 45 Davion Mitchell             | G 31:11 | 7-12  | 6-10  | 0-0   | 0   | 3  | 3  | 3        | 0  | 20  | 3     | 4  | 2  | 0  | 0  | 0  | 0      | 26 |     |
| 4 LJ Cryer                     | 19:06   | 3-5   | 2-4   | 0-0   | 0   | 1  | 1  | 0        | 0  | 8   | 3     | 1  | 1  | 0  | 0  | 0  | 0      | 19 |     |
| 23 Jonathan Tchamwa Tchatchoua | 24:20   | 6-10  | 0-0   | 1-2   | 3   | 1  | 4  | 2        | 1  | 13  | 1     | 0  | 2  | 0  | 0  | 0  | 0      | 23 |     |
| 24 Matthew Mayer               | 16:23   | 3-8   | 0-3   | 2-2   | 1   | 4  | 5  | 2        | 1  | 8   | 1     | 1  | 0  | 0  | 0  | 0  | 0      | -1 |     |
| 32 Zach Loveday                | 02:57   | 1-1   | 0-0   | 0-0   | 0   | 2  | 2  | 2        | 0  | 2   | 0     | 0  | 0  | 0  | 0  | 0  | 0      | 1  |     |
| 13 Jackson Moffatt             | 01:20   | 0-0   | 0-0   | 0-0   | 0   | 0  | 0  | 0        | 0  | 0   | 0     | 0  | 0  | 0  | 0  | 0  | 0      | 0  |     |
| 21 Mark Paterson               | 01:20   | 1-1   | 0-0   | 0-0   | 0   | 1  | 1  | 0        | 0  | 2   | 0     | 0  | 0  | 0  | 0  | 0  | 0      | 0  |     |
| Team                           |         |       |       |       | 0   | 1  | 1  |          |    | 0   |       |    | 0  |    |    |    |        |    |     |
| <b>Totals</b>                  |         | 37-64 | 15-32 | 11-18 | 16  | 25 | 41 | 14       | 13 | 100 | 24    | 12 | 9  | 1  | 0  | 0  | 0      | 31 |     |

| Shooting By Period  |       |       |
|---------------------|-------|-------|
| 1 <sup>st</sup> FG% | 21-34 | 61.8% |
| 3PT%                | 7-15  | 46.7% |
| FT%                 | 7-12  | 58.3% |
| 2 <sup>nd</sup> FG% | 16-30 | 53.3% |
| 3PT%                | 8-17  | 47.1% |
| FT%                 | 4-6   | 66.7% |
| GM FG%              | 37-64 | 57.8% |
| 3PT%                | 15-32 | 46.9% |
| FT%                 | 11-18 | 61.1% |

Dead Ball Rebounds: 5, 0

Technical Fouls: NONE

**Kansas St. - 69**

**Record: 3-5 (1-1)**

| NO. Name                 | Min     | FG    |      | 3P   |     | FT |    | Rebounds |    |    | Fouls |    | TP | AS | TO | ST | Blocks |     | +/- |
|--------------------------|---------|-------|------|------|-----|----|----|----------|----|----|-------|----|----|----|----|----|--------|-----|-----|
|                          |         | M-A   | M-A  | M-A  | M-A | OR | DR | TOT      | PF | FD | BS    | BA |    |    |    |    |        |     |     |
| 2 Selton Miguel          | F 28:04 | 5-11  | 3-5  | 1-3  | 0   | 0  | 0  | 0        | 3  | 14 | 3     | 4  | 2  | 0  | 0  | 0  | 0      | 0   | -19 |
| 21 Davion Bradford       | C 18:49 | 2-3   | 0-0  | 0-1  | 1   | 0  | 1  | 4        | 3  | 4  | 0     | 0  | 0  | 0  | 0  | 0  | 0      | 0   | -13 |
| 00 Mike McGuirl          | G 29:39 | 2-7   | 0-3  | 1-2  | 2   | 4  | 6  | 2        | 2  | 5  | 3     | 4  | 1  | 0  | 0  | 0  | 0      | -23 |     |
| 3 DaJuan Gordon          | G 31:33 | 3-10  | 1-5  | 1-2  | 2   | 2  | 4  | 1        | 2  | 8  | 4     | 1  | 2  | 0  | 0  | 0  | 0      | -23 |     |
| 24 Nijel Pack            | G 29:06 | 2-5   | 0-1  | 0-0  | 2   | 3  | 5  | 2        | 0  | 4  | 5     | 0  | 1  | 0  | 1  | 0  | 1      | -7  |     |
| 5 Rudi Williams          | 19:15   | 3-7   | 1-4  | 0-0  | 0   | 0  | 0  | 1        | 0  | 7  | 3     | 2  | 0  | 0  | 0  | 0  | 0      | -30 |     |
| 11 Antonio Gordon        | 21:03   | 9-9   | 1-1  | 4-7  | 4   | 2  | 6  | 2        | 4  | 23 | 0     | 2  | 0  | 0  | 0  | 0  | 0      | -22 |     |
| 12 Carlton Linguard, Jr. | 05:24   | 1-2   | 0-1  | 0-0  | 0   | 0  | 0  | 1        | 0  | 2  | 0     | 0  | 0  | 0  | 0  | 0  | 0      | -13 |     |
| 4 Seryee Lewis           | 14:27   | 1-4   | 0-0  | 0-0  | 0   | 2  | 2  | 0        | 0  | 2  | 0     | 0  | 1  | 0  | 0  | 0  | 0      | -5  |     |
| 14 Drew Honas            | 01:20   | 0-1   | 0-1  | 0-0  | 0   | 0  | 0  | 0        | 0  | 0  | 0     | 0  | 0  | 0  | 0  | 0  | 0      | 0   |     |
| 35 Joe Petrakis          | 01:20   | 0-0   | 0-0  | 0-0  | 0   | 0  | 0  | 0        | 0  | 0  | 0     | 0  | 0  | 0  | 0  | 0  | 0      | 0   |     |
| Team                     |         |       |      |      | 1   | 0  | 1  |          |    | 0  |       |    | 1  |    |    |    |        |     |     |
| <b>Totals</b>            |         | 28-59 | 6-21 | 7-15 | 12  | 13 | 25 | 13       | 14 | 69 | 18    | 14 | 7  | 0  | 1  | 0  | 1      | -31 |     |

| Shooting By Period  |       |       |
|---------------------|-------|-------|
| 1 <sup>st</sup> FG% | 12-25 | 48.0% |
| 3PT%                | 2-10  | 20.0% |
| FT%                 | 1-3   | 33.3% |
| 2 <sup>nd</sup> FG% | 16-34 | 47.1% |
| 3PT%                | 4-11  | 36.4% |
| FT%                 | 6-12  | 50%   |
| GM FG%              | 28-59 | 47.5% |
| 3PT%                | 6-21  | 28.6% |
| FT%                 | 7-15  | 46.7% |

Dead Ball Rebounds: 2, 0

Technical Fouls: NONE

|                  | Baylor                     | KState                    |
|------------------|----------------------------|---------------------------|
| Biggest lead     | 32 (2 <sup>nd</sup> 19:43) | 0 (1 <sup>st</sup> 20:00) |
| Best Scoring Run | 10 (1 <sup>st</sup> 14:59) | 6 (2 <sup>nd</sup> 17:13) |
| Lead Changes     | 0                          | 0                         |
| Times Tied       | 0                          | 0                         |
| Time with Lead   | 39:20                      | 00:00                     |

| Points from   | Baylor | KState |
|---------------|--------|--------|
| Turnovers     | 21     | 8      |
| Paint         | 38     | 34     |
| Second Chance | 14     | 13     |
| Fast Breaks   | 12     | 2      |
| Bench         | 33     | 34     |

|        | Period by Period Scoring |     |     |
|--------|--------------------------|-----|-----|
|        | 1st                      | 2nd | TOT |
| Baylor | 56                       | 44  | 100 |
| KState | 27                       | 42  | 69  |

**THIS SEASON VS. KANSAS STATE IN WACO**



Official Basketball Box Score - Final  
**Kansas St. at Baylor**  
 01/27/21 Ferrell Center, Waco  
 2020-21 Men's Basketball

Game Time: 8:00 PM  
 Game Duration: 2:01  
 Attendance: 2,350

Officials: Doug Sirmons, Chris Rastatter, Larry Spaulding

Kansas St. - 59

Record: 5-12 (1-8)

| NO.           | Name                  | F/C | Min   | FG    |      |       | Rebounds |    |     | Fouls |    | TP | AS | TO | ST | Blocks |    | +/- |
|---------------|-----------------------|-----|-------|-------|------|-------|----------|----|-----|-------|----|----|----|----|----|--------|----|-----|
|               |                       |     |       | M-A   | M-A  | M-A   | OR       | DR | TOT | PF    | FD |    |    |    |    | BS     | BA |     |
| 1             | Kaosi Ezeagu          | F   | 22:17 | 0-1   | 0-0  | 0-0   | 1        | 0  | 1   | 2     | 4  | 0  | 0  | 0  | 2  | 0      | 0  | -41 |
| 21            | Davion Bradford       | C   | 13:35 | 3-6   | 0-0  | 1-2   | 1        | 2  | 3   | 2     | 2  | 7  | 0  | 1  | 1  | 0      | 0  | -12 |
| 00            | Mike McGuirl          | G   | 20:22 | 2-9   | 1-5  | 0-0   | 0        | 1  | 1   | 3     | 0  | 5  | 3  | 2  | 0  | 0      | 1  | -15 |
| 3             | DaJuan Gordon         | G   | 14:05 | 1-5   | 0-2  | 0-0   | 0        | 0  | 0   | 2     | 0  | 2  | 0  | 3  | 0  | 0      | 0  | -39 |
| 24            | Nijel Pack            | G   | 32:21 | 3-10  | 1-6  | 4-4   | 1        | 4  | 5   | 2     | 3  | 11 | 5  | 1  | 0  | 0      | 1  | -44 |
| 2             | Selton Miguel         |     | 27:35 | 2-5   | 0-1  | 4-4   | 1        | 4  | 5   | 1     | 3  | 8  | 0  | 6  | 1  | 0      | 2  | -44 |
| 11            | Antonio Gordon        |     | 14:53 | 2-4   | 2-3  | 2-2   | 0        | 0  | 0   | 0     | 2  | 8  | 0  | 3  | 1  | 0      | 0  | -24 |
| 5             | Rudi Williams         |     | 07:39 | 0-0   | 0-0  | 1-1   | 0        | 1  | 1   | 4     | 2  | 1  | 1  | 2  | 0  | 0      | 0  | -4  |
| 22            | Luke Kasubke          |     | 23:27 | 1-3   | 1-3  | 5-6   | 0        | 4  | 4   | 0     | 3  | 8  | 1  | 1  | 2  | 0      | 0  | -9  |
| 12            | Carlton Linguard, Jr. |     | 07:21 | 0-3   | 0-0  | 0-0   | 0        | 1  | 1   | 0     | 0  | 0  | 0  | 0  | 0  | 0      | 0  | -2  |
| 4             | Seryee Lewis          |     | 13:12 | 4-5   | 0-0  | 1-5   | 1        | 0  | 1   | 0     | 1  | 9  | 0  | 1  | 1  | 0      | 0  | -8  |
| 35            | Joe Petrakis          |     | 03:13 | 0-1   | 0-1  | 0-0   | 0        | 1  | 1   | 0     | 0  | 0  | 0  | 0  | 0  | 0      | 0  | 2   |
| Team          |                       |     |       |       |      |       | 0        | 0  | 0   |       |    | 0  |    | 1  |    |        |    |     |
| <b>Totals</b> |                       |     |       | 18-52 | 5-21 | 18-24 | 5        | 18 | 23  | 16    | 20 | 59 | 10 | 21 | 8  | 0      | 4  | -48 |

| Shooting By Period  |       |       |
|---------------------|-------|-------|
| 1 <sup>st</sup> FG% | 9-32  | 28.1% |
| 3PT%                | 4-16  | 25.0% |
| FT%                 | 4-4   | 100%  |
| 2 <sup>nd</sup> FG% | 9-20  | 45.0% |
| 3PT%                | 1-5   | 20.0% |
| FT%                 | 14-20 | 70%   |
| GM FG%              | 18-52 | 34.6% |
| 3PT%                | 5-21  | 23.8% |
| FT%                 | 18-24 | 75.0% |

Dead Ball Rebounds: 7, 1

Technical Fouls::NONE

Baylor - 107

Record: 15-0 (8-0)

| NO.           | Name                        | F/C | Min   | FG    |       |      | Rebounds |    |     | Fouls |    | TP  | AS | TO | ST | Blocks |    | +/- |
|---------------|-----------------------------|-----|-------|-------|-------|------|----------|----|-----|-------|----|-----|----|----|----|--------|----|-----|
|               |                             |     |       | M-A   | M-A   | M-A  | OR       | DR | TOT | PF    | FD |     |    |    |    | BS     | BA |     |
| 0             | Flo Thamba                  | F   | 21:21 | 1-2   | 0-0   | 2-2  | 3        | 3  | 6   | 1     | 4  | 4   | 0  | 0  | 0  | 3      | 0  | 39  |
| 11            | Mark Vital                  | F   | 24:25 | 4-6   | 0-1   | 0-0  | 1        | 4  | 5   | 1     | 2  | 8   | 1  | 1  | 3  | 1      | 0  | 19  |
| 12            | Jared Butler                | G   | 24:15 | 5-9   | 1-4   | 2-2  | 2        | 5  | 7   | 1     | 1  | 13  | 5  | 3  | 3  | 0      | 0  | 43  |
| 31            | MaCio Teague                | G   | 22:37 | 6-11  | 4-6   | 2-2  | 0        | 6  | 6   | 2     | 1  | 18  | 5  | 1  | 1  | 0      | 0  | 44  |
| 45            | Davion Mitchell             | G   | 28:40 | 12-16 | 7-9   | 0-0  | 0        | 2  | 2   | 2     | 1  | 31  | 5  | 2  | 3  | 0      | 0  | 44  |
| 10            | Adam Flagler                |     | 13:45 | 2-5   | 1-2   | 0-0  | 0        | 1  | 1   | 1     | 2  | 5   | 1  | 1  | 1  | 0      | 0  | 9   |
| 23            | Jonathan Tchamwa Tchatchoua |     | 13:16 | 3-4   | 0-0   | 1-2  | 2        | 1  | 3   | 4     | 2  | 7   | 1  | 1  | 0  | 0      | 0  | 9   |
| 4             | LJ Cryer                    |     | 16:59 | 1-3   | 1-2   | 0-0  | 0        | 1  | 1   | 0     | 0  | 3   | 2  | 1  | 1  | 0      | 0  | 5   |
| 24            | Matthew Mayer               |     | 14:35 | 4-7   | 2-3   | 0-1  | 1        | 2  | 3   | 4     | 1  | 10  | 2  | 1  | 2  | 0      | 0  | 29  |
| 5             | Jordan Turner               |     | 08:18 | 0-3   | 0-0   | 0-0  | 1        | 2  | 3   | 2     | 1  | 0   | 0  | 1  | 0  | 0      | 0  | 3   |
| 32            | Zach Loveday                |     | 05:23 | 2-3   | 1-1   | 1-2  | 2        | 0  | 2   | 1     | 1  | 6   | 1  | 0  | 0  | 0      | 0  | 0   |
| 13            | Jackson Moffatt             |     | 03:13 | 0-1   | 0-0   | 0-0  | 0        | 0  | 0   | 0     | 0  | 0   | 0  | 1  | 0  | 0      | 0  | -2  |
| 35            | Mark Paterson               |     | 03:13 | 1-1   | 0-0   | 0-0  | 1        | 1  | 2   | 1     | 0  | 2   | 0  | 0  | 0  | 0      | 0  | -2  |
| Team          |                             |     |       |       |       |      | 0        | 0  | 0   |       |    | 0   |    | 0  |    |        |    |     |
| <b>Totals</b> |                             |     |       | 41-71 | 17-28 | 8-11 | 13       | 28 | 41  | 20    | 16 | 107 | 23 | 13 | 14 | 4      | 0  | 48  |

| Shooting By Period  |       |       |
|---------------------|-------|-------|
| 1 <sup>st</sup> FG% | 20-36 | 55.6% |
| 3PT%                | 7-14  | 50.0% |
| FT%                 | 7-9   | 77.8% |
| 2 <sup>nd</sup> FG% | 21-35 | 60.0% |
| 3PT%                | 10-14 | 71.4% |
| FT%                 | 1-2   | 50%   |
| GM FG%              | 41-71 | 57.7% |
| 3PT%                | 17-28 | 60.7% |
| FT%                 | 8-11  | 72.7% |

Dead Ball Rebounds: 1, 0

Technical Fouls::NONE

|                  | KSU                       | BU                         |
|------------------|---------------------------|----------------------------|
| Biggest lead     | 0 (1 <sup>st</sup> 20:00) | 52 (2 <sup>nd</sup> 2:40)  |
| Best Scoring Run | 7 (2 <sup>nd</sup> 18:43) | 18 (1 <sup>st</sup> 13:48) |
| Lead Changes     | 0                         |                            |
| Times Tied       | 1                         |                            |
| Time with Lead   | 00:00                     | 37:55                      |

|               | KSU | BU |
|---------------|-----|----|
| Points from   |     |    |
| Turnovers     | 17  | 34 |
| Paint         | 22  | 44 |
| Second Chance | 9   | 23 |
| Fast Breaks   | 11  | 21 |
| Bench         | 34  | 33 |

|     | Period by Period Scoring |     |     |
|-----|--------------------------|-----|-----|
|     | 1st                      | 2nd | TOT |
| KSU | 26                       | 33  | 59  |
| BU  | 54                       | 53  | 107 |

**THIS SEASON VS. TCU IN FORT WORTH**



Official Basketball Box Score - Final

**Baylor at TCU**

01/09/21 Ed and Rae Schollmaier Arena, Fort Worth  
2020-21 Men's Basketball

Game Time: 2:00 PM

Game Duration: 2:03

Attendance: 1,891

Officials: Gary Maxwell, Kelly Self, James Breeding

Baylor - 67

Record: 11-0 (4-0)

| NO. Name                       | Min     | FG    |      |       | Rebounds |    |     | Fouls |    | TP | AS | TO | ST | Blocks |    | +/- |
|--------------------------------|---------|-------|------|-------|----------|----|-----|-------|----|----|----|----|----|--------|----|-----|
|                                |         | M-A   | M-A  | M-A   | OR       | DR | TOT | PF    | FD |    |    |    |    | BS     | BA |     |
| 0 Flo Thamba                   | F 16:12 | 1-1   | 0-0  | 0-2   | 1        | 6  | 7   | 3     | 2  | 2  | 0  | 0  | 1  | 1      | 0  | 16  |
| 11 Mark Vital                  | F 24:53 | 2-4   | 0-0  | 5-6   | 2        | 4  | 6   | 4     | 5  | 9  | 0  | 2  | 0  | 0      | 0  | 6   |
| 12 Jared Butler                | G 38:47 | 11-17 | 4-8  | 2-4   | 2        | 6  | 8   | 3     | 2  | 28 | 4  | 2  | 5  | 0      | 1  | 18  |
| 31 MaCio Teague                | G 31:17 | 5-14  | 2-6  | 0-0   | 2        | 0  | 2   | 0     | 1  | 12 | 2  | 1  | 1  | 0      | 0  | 23  |
| 45 Davion Mitchell             | G 37:51 | 3-9   | 0-4  | 4-6   | 0        | 0  | 0   | 4     | 4  | 10 | 6  | 3  | 1  | 0      | 1  | 21  |
| 23 Jonathan Tchamwa Tchatchoua | 20:09   | 2-6   | 0-0  | 0-0   | 2        | 1  | 3   | 3     | 0  | 4  | 1  | 1  | 1  | 1      | 0  | 11  |
| 10 Adam Flagler                | 10:41   | 0-3   | 0-1  | 0-1   | 0        | 1  | 1   | 1     | 1  | 0  | 1  | 0  | 1  | 0      | 1  | -1  |
| 24 Matthew Mayer               | 15:12   | 1-1   | 0-0  | 0-0   | 0        | 2  | 2   | 2     | 1  | 2  | 3  | 1  | 0  | 1      | 0  | -5  |
| 4 LJ Cryer                     | 04:58   | 0-0   | 0-0  | 0-0   | 0        | 0  | 0   | 0     | 0  | 0  | 0  | 0  | 0  | 0      | 0  | 1   |
| Team                           |         |       |      |       | 0        | 3  | 3   |       |    | 0  |    | 0  |    |        |    |     |
| <b>Totals</b>                  |         | 25-55 | 6-19 | 11-19 | 9        | 23 | 32  | 20    | 16 | 67 | 17 | 10 | 10 | 3      | 3  | 18  |

| Shooting By Period  |       |       |
|---------------------|-------|-------|
| 1 <sup>st</sup> FG% | 11-27 | 40.7% |
| 3PT%                | 1-10  | 10.0% |
| FT%                 | 4-5   | 80%   |
| 2 <sup>nd</sup> FG% | 14-28 | 50.0% |
| 3PT%                | 5-9   | 55.6% |
| FT%                 | 7-14  | 50%   |
| GM FG%              | 25-55 | 45.5% |
| 3PT%                | 6-19  | 31.6% |
| FT%                 | 11-19 | 57.9% |

Dead Ball Rebounds: 2, 0

Technical Fouls::NONE

TCU - 49

Record: 9-4 (2-3)

| NO. Name              | Min     | FG    |      |       | Rebounds |    |     | Fouls |    | TP | AS | TO | ST | Blocks |    | +/- |
|-----------------------|---------|-------|------|-------|----------|----|-----|-------|----|----|----|----|----|--------|----|-----|
|                       |         | M-A   | M-A  | M-A   | OR       | DR | TOT | PF    | FD |    |    |    |    | BS     | BA |     |
| 34 Kevin Easley       | F 28:05 | 1-4   | 0-2  | 0-0   | 0        | 9  | 9   | 2     | 1  | 2  | 0  | 1  | 1  | 0      | 0  | -17 |
| 21 Kevin Samuel       | C 27:07 | 3-7   | 0-0  | 0-3   | 6        | 5  | 11  | 2     | 4  | 6  | 1  | 3  | 2  | 2      | 0  | -15 |
| 1 Mike Miles          | G 38:59 | 3-11  | 3-8  | 8-8   | 0        | 2  | 2   | 1     | 6  | 17 | 3  | 5  | 1  | 0      | 1  | -19 |
| 4 PJ Fuller           | G 25:09 | 0-2   | 0-1  | 0-0   | 0        | 0  | 0   | 3     | 0  | 0  | 1  | 4  | 1  | 0      | 0  | -16 |
| 22 RJ Nembhard        | G 31:23 | 5-14  | 3-6  | 1-3   | 1        | 5  | 6   | 4     | 4  | 14 | 1  | 2  | 2  | 1      | 1  | -24 |
| 5 Charles O'Bannon    | 11:55   | 1-4   | 0-1  | 2-2   | 1        | 1  | 2   | 1     | 1  | 4  | 0  | 2  | 1  | 0      | 1  | -1  |
| 3 Francisco Farabello | 11:17   | 1-1   | 0-0  | 0-0   | 0        | 0  | 0   | 1     | 2  | 2  | 1  | 2  | 0  | 0      | 0  | 5   |
| 11 Taryn Todd         | 13:12   | 0-0   | 0-0  | 0-0   | 0        | 1  | 1   | 0     | 0  | 0  | 2  | 0  | 0  | 0      | 0  | 0   |
| 23 Jaedon LeDee       | 12:53   | 1-2   | 0-1  | 2-2   | 1        | 1  | 2   | 2     | 2  | 4  | 1  | 1  | 0  | 0      | 0  | -3  |
| Team                  |         |       |      |       | 2        | 3  | 5   |       |    | 0  |    | 2  |    |        |    |     |
| <b>Totals</b>         |         | 15-45 | 6-19 | 13-18 | 11       | 27 | 38  | 16    | 20 | 49 | 10 | 22 | 8  | 3      | 3  | -18 |

| Shooting By Period  |       |       |
|---------------------|-------|-------|
| 1 <sup>st</sup> FG% | 7-21  | 33.3% |
| 3PT%                | 4-11  | 36.4% |
| FT%                 | 10-13 | 76.9% |
| 2 <sup>nd</sup> FG% | 8-24  | 33.3% |
| 3PT%                | 2-8   | 25.0% |
| FT%                 | 3-5   | 60%   |
| GM FG%              | 15-45 | 33.3% |
| 3PT%                | 6-19  | 31.6% |
| FT%                 | 13-18 | 72.2% |

Dead Ball Rebounds: 1, 0

Technical Fouls::NONE

|                  | BU                        | TCU                      |
|------------------|---------------------------|--------------------------|
| Biggest lead     | 18 (2 <sup>nd</sup> 1:38) | 4 (1 <sup>st</sup> 6:58) |
| Best Scoring Run | 8(1 <sup>st</sup> 2:59)   | 5(1 <sup>st</sup> 12:22) |
| Lead Changes     | 6                         |                          |
| Times Tied       | 4                         |                          |
| Time with Lead   | 31:06                     | 05:45                    |

|               | BU | TCU |
|---------------|----|-----|
| Points from   |    |     |
| Turnovers     | 19 | 9   |
| Paint         | 36 | 16  |
| Second Chance | 14 | 9   |
| Fast Breaks   | 13 | 7   |
| Bench         | 6  | 10  |

|     | Period by Period Scoring |     |     |
|-----|--------------------------|-----|-----|
|     | 1st                      | 2nd | TOT |
| BU  | 27                       | 40  | 67  |
| TCU | 28                       | 21  | 49  |

**THE LAST TIME ...**

**THE LAST TIME A BAYLOR TEAM...**

|  |   |
|--|---|
| Shot 65 pct from floor                                     | 66.1 (41-62) vs. Texas Southern (12/14/17)                                |
| Shot 60 pct from floor                                     | 60.8 (31-51) vs. PVAMU (11/12/18)   |
| Shot less than 30 pct from floor                           | 29.8 (17-57) at TCU (11/10/15)  |
| Shot 65 pct from 3FG                                       | 70.6 (12-17) vs. Central Arkansas (11/10/17)                              |
| Shot 60 pct from 3FG                                       | 62.5 (15-24) vs. Texas Tech (3/7/21)                                      |
| Shot less than 15 pct from 3FG                             | .111 (2-18) vs. Ole Miss (11/23/18)                                       |
| Shot less than 10 pct from 3FG                             | .083 (1-12) vs. TCU (1/2/18)  |
| Made 15 3-point field goals                                | 15 vs. Texas Tech (3/7/21)  |
| Failed to make a 3FG                                       | 0-8 at Texas Tech (2/21/90)   |
| Shot 95 pct from FT line                                   | 100.0 (4-4) at Texas (2/2/21)   |
| Shot 90 pct from FT line                                   | 100.0 (4-4) at Texas (2/2/21)   |
| Shot less than 40 pct from FT line                         | 37.5 (6-16) at Kansas (2/27/21)   |
| Had 60 Rebounds  | 60 vs. Huston-Tillotson (1/21/15)   |
| Had 55 Rebounds  | 58 vs. Savannah State (12/17/17)  |
| Had 50 Rebounds  | 50 vs. Washington (11/29/20)  |
| Had 25 Offensive Rebounds                                  | 26 vs. Kansas (1/12/19)   |
| Had 20 Offensive Rebounds                                  | 21 vs. Washington (11/29/20)  |
| Had 40 Defensive Rebounds                                  | 43 vs. Savannah State (12/17/17)  |
| Had 35 Assists   | 40 vs. Hardin-Simmons (12/16/15)  |
| Had 30 Assists   | 32 vs. Savannah State (12/17/17)  |
| Had 25 Assists   | 25 vs. Central Arkansas (12/29/20)  |
| Had 25 Turnovers   | 29 at West Virginia (1/10/17)   |
| Had 20 Turnovers   | 20 vs. SFA (12/9/20)  |
| Had fewer than 7 Turnovers                                 | 3 at Kansas (2/27/21)   |
| Had fewer than 5 Turnovers                                 | 3 at Kansas (2/27/21)   |
| Had 16 Steals  | 16 vs. Savannah State (11/23/15)  |
| Had 15 Steals  | 15 vs. Texas State (11/15/19)   |
| Had 12 Steals  | 14 vs. Kansas State (1/27/21)   |
| Had 12 Blocked Shots                                       | 12 vs. Louisiana-Lafayette (11/28/20)                                     |
| Had 10 Blocked Shots                                       | 10 vs. TCU (2/2/19)   |
| Had no Blocked Shots                                       | at West Virginia (1/21/19)  |
| Had two 20-point scorers                                   | Jared Butler (25), Davion Mitchell (20) at #6 West Virginia (3/2/21)      |
| Had two 25-point scorers                                   | Jo Lual-Acuil Jr. (31), Manu Lecomte (25) vs. Savannah State (12/17/17)   |
| Had seven double-figure scorers                            | vs. Long Beach State (3/20/13)  |
| Had six double-figure scorers                              | vs. Kansas State (1/22/18)  |
| Had all five starters score in double figures              | vs. Oklahoma State (2/8/20)   |
| Had all five starters score 15+ points                     | vs. Central Arkansas (11/10/17)   |
| Had no players score in double figures                     | vs. Texas A&M (3/5/08)  |
| Had no starters score in double figures                    | at Kansas State (3/3/18)  |
| Had four players score 15+ points                          | vs. Louisiana-Lafayette (11/28/20)  |
| Had five players score 15+ points                          | vs. Central Arkansas (11/10/17)   |
| Had four players score 18+ points                          | vs. Savannah State (12/17/17)   |
| Had four players with 5+ assists                           | vs. Savannah State (12/17/17)   |
| Had two double-doubles                                     | MaCio Teague (23p/10r), Jared Butler (14p/13a) at Kansas State (12/19/20) |
| Had two double-figure rebounders                           | Mark Vital (14), Mario Kegler (10) vs. West Virginia (2/23/19)            |
| Scored 50-plus points in first half                        | 54 vs. Kansas State (1/27/21)   |
| Scored 50-plus points in first half on road                | 56 at Kansas State (12/19/20)   |
| Scored 50-plus points in second half                       | 54 vs. Texas Tech (3/7/21)  |
| Scored 50-plus points in both halves                       | vs. Kansas State (1/27/21)  |
| Scored 60-plus points in first half                        | 61 vs. Savannah State (12/17/17)  |
| Scored 60-plus points in second half                       | 60 at Iowa State (1/9/16)   |
| Scored fewer than 20 points in 1st half                    | 15 at Wichita State (12/1/18)   |
| Scored fewer than 20 points in 2nd half                    | 19 vs. Butler (12/20/19)  |
| Overcame a 20-point deficit to win                         | vs. Louisville, trailed 32-10, won 66-63 (11/25/16)                       |
| Overcame a 15-pt deficit with less than 10 min left to win | vs. Texas, trailed 55-36, won 84-83 (2/27/19)                             |
| Overcame a 15-point deficit to win                         | vs. Iowa State, trailed 32-15, won 77-72 (2/23/21)                        |
| Overcame a 15-point halftime deficit to win                | vs. Louisville, trailed 39-24, won 66-63 (11/25/16)                       |
| Overcame a 10-point halftime deficit to win                | vs. Texas, trailed 40-29, won 84-83 (2/27/19)                             |
| Overcame a 10-point 2nd half deficit to win on the road    | at OSU, trailed 47-35, won 75-68 (1/18/20)                                |
| Won an OT game   | 94-89 at #6 West Virginia (3/2/21)  |
| Lost an OT game  | 78-81 vs. TCU (1/2/18)  |
| Won a 2OT game   | 74-73 at Texas (2/12/18)  |
| Lost a 2OT game  | 84-91 to Colorado (3/13/08)   |
| Won a 3OT game   | Never   |
| Lost a 3OT game  | 93-97 at SMU (1/9/88)   |
| Won a 4OT game   | 96-95 vs. North Texas (12/17/88)  |
| Lost a 4OT game  | Never   |
| Won a 5OT game   | 116-110 at Texas A&M (1/23/08)  |
| Lost a 5OT game  | Never   |

**THE LAST TIME A BAYLOR PLAYER...**

|  |   |
|--|---|
| Recorded a Triple-Double (Pts/Reb/Ast)       | Kenny Chery (20/10/12) vs. Kansas State (2/15/14)             |
| Recorded a Triple-Double (Pts/Reb/Blk)       | Ekpe Udoh (18/17/10) vs. Morgan State (1/16/10)               |
| Recorded a Double-Double Before Halftime     | King McClure (12p/10r) vs. George Mason (11/24/18)            |
| Scored 40 Points                             | Makai Mason (40) vs. TCU (2/2/19)                             |
| Scored 30 Points                             | MaCio Teague (35) vs. Texas Tech (3/7/21)                     |
| Scored 30 Points in a Road Game              | Jared Butler (31) at Kansas (3/9/19)                          |
| Scored 20 Points in a 1st Half               | King McClure (20) at Oklahoma State (1/14/19)                 |
| Scored 20 Points in a 2nd Half               | MaCio Teague (26) vs. Texas Tech (3/7/21)                     |
| Scored 30 Points off the Bench               | Nuni Omot (30) at Kansas State (3/3/18)                       |
| Scored 25 Points off the Bench               | Terry Maston (26) vs. Mississippi State (3/18/18)             |
| Scored 20 Points off the Bench               | Adam Flagler (22) vs. Iowa State (2/23/21)                    |
| Made 5+ 3-pointers in a 1st Half             | King McClure (6-7) at Oklahoma State (1/14/19)                |
| Made 5+ 3-pointers in a 2nd Half             | MaCio Teague (7-8) vs. Texas Tech (3/7/21)                    |
| Had 20 Rebounds                              | Jo Lual-Acuil Jr. (20) vs. Savannah State (12/17/17)          |
| Had 15 Rebounds                              | Mark Vital (15) vs. Texas Tech (3/7/21)                       |
| Had 8+ Offensive Rebounds                    | Mark Vital (8) vs. Iowa State (2/23/21)                       |
| Had 9+ Offensive Rebounds                    | Mark Vital (9) at Arizona (12/15/18)                          |
| Had 12 Rebounds in a Half                    | Johnathan Motley (14 in 2nd half) vs. Texas (1/17/17)         |
| Had 10 Rebounds in a Half                    | Mark Vital (10 in 2nd half) vs. Iowa State (2/23/21)          |
| Had 13+ Assists                              | Jared Butler (13) at Kansas State (12/19/20)                  |
| Had 10+ Assists                              | Davion Mitchell (12) vs. Central Arkansas (12/29/20)          |
| Had 10+ Assists and 0 Turnovers              | Jake Lindsey (11 AST/0 TO) vs. Kansas State (3/9/17)          |
| Had 6 Blocked Shots                          | Freddie Gillespie (6) vs. TCU (2/1/20)                        |
| Had 7 Blocked Shots                          | Jo Lual-Acuil Jr. (7) vs. Oklahoma (2/21/17)                  |
| Had 5 Steals                                 | Jared Butler (5) at TCU (1/9/21)                              |
| Had 6 Steals                                 | Lester Medford (7) vs. Savannah State (11/23/15)              |
| Played 40+ Minutes                           | Davion Mitchell (43) at #6 West Virginia (3/2/21)             |
| Played 45+ Minutes                           | Jo Lual-Acuil Jr. (48) & Manu Lecomte (46) at Texas (2/12/18) |
| Made a Game-Winning Shot                     | Terry Maston (2FG) vs. Texas Tech, 59-57 (2/17/18)            |
| Made a Game-Winning Shot in Final 10 Seconds | Jo Lual-Acuil Jr. (Dunk) at Texas, 74-73 2ot (2/12/18)        |
| Made a Game-Winning Shot at Buzzer           | Lester Medford (3FG) at Texas Tech, 63-60 (1/16/16)           |
| Made a Game-Winning FT in Final 10 Seconds   | Mario Kegler vs. Texas, 84-83 0T (2/29/19)                    |

**THE LAST TIME A BAYLOR OPPONENT...**

|   |  |
|---|--|
| Scored 100 Points                             | 102 at Kansas (1/2/16)   |
| Scored 90 Points                              | 90 vs. Kansas State (1/22/18)  |
| Scored Fewer than 50 Points at Home           | 49 at TCU (1/9/21)   |
| Scored Fewer than 50 Points on the Road       | 42 vs. UAPB (12/21/20)   |
| Scored Fewer than 40 Points                   | 39 vs. McNeese State (11/14/14)  |
| Won by 30 Points                              | 40 at Oklahoma (1/20/07)   |
| Shot 65 pct from floor                        | 66.1 (39-59) at Oklahoma (2/26/05)   |
| Shot 60 pct from floor                        | 62.0 (31-50) vs. Oklahoma (1/23/16)  |
| Shot less than 25 pct from floor              | 23.4 (11-47) vs. Prairie View A&M (12/2/15)                                      |
| Shot 55 pct from 3FG                          | 55.7 (15-27) vs. Texas (2/27/19)   |
| Shot less than 15 pct from 3FG                | .111 (1-9) vs. SFA (12/9/20)   |
| Made 15 3-point field goals                   | 15 vs. Texas (2/27/19)   |
| Shot 95 pct from FT line                      | 95.7 (22-23) at Ole Miss (1/28/17)   |
| Shot less than 40 pct from FT line            | 21.4 (3-14) at Texas (2/2/21)  |
| Had 50 Rebounds                               | 62 vs. Wake Forest (Anaheim) (11/30/08)  |
| Had fewer than 20 Rebounds                    | 19 vs. Washington (11/29/20)   |
| Had 20 Offensive Rebounds                     | 20 vs. Wagner (3/13/18)  |
| Had 25 Assists                                | 29 vs. Oklahoma (1/23/16)  |
| Had 25 Turnovers                              | 35 vs. SFA (12/9/20)   |
| Had fewer than 5 Turnovers                    | 4 at West Virginia (2/22/14)   |
| Had 13 Steals                                 | 15 at West Virginia (1/10/17)  |
| Had 12 Steals                                 | 12 vs. West Virginia (3/9/17)  |
| Had 12+ Blocked Shots                         | 13 vs. West Virginia (2/20/18)   |
| Had 10+ Blocked Shots                         | 10 at Kansas (1/11/20)   |
| Had no Blocked Shots                          | vs. Kansas State (1/27/21)   |
| Had two 20-point scorers                      | Tyler Harris (22), Rasir Bolton (21) vs. Iowa State (2/23/21)                    |
| Had three 20-point scorers                    | Abdel Nader (26), Georges Niang (24), Monte Morris (20) vs. Iowa State (2/16/16) |
| Had five double-figure scorers                | vs. Oklahoma State (2/8/20)  |
| Had four 15+ point scorers                    | at Texas (2/12/18)   |
| Had no double-figure scorers                  | vs. Iowa State (1/15/20)   |
| Had two double-figure rebounders              | Kenrich Williams (12), Vlad Brodziansky (10) at TCU (1/21/17)                    |
| Scored 50-plus points in 1st half             | 51 at Texas A&M (12/19/15)   |
| Scored 50-plus points in 2nd half             | 50 at #6 West Virginia (3/2/21)  |
| Scored 20 points or fewer in 1st half at home | 16 at Texas (2/8/20)   |
| Scored 20 points or fewer in 1st half on road | 12 vs. UAPB (12/21/20)   |
| Scored 20 points or fewer in 2nd half         | 20 vs. Texas (1/6/18)  |
| Failed to make a 3FG                          | vs. Oklahoma, 0-12 (2/25/12)   |

**THE LAST TIME A BAYLOR OPPOSING PLAYER**

|                     |  |
|---------------------|--|
| Scored 30 Points    | Brandon Clarke (36) vs. Gonzaga (3/23/19)              |
| Had 20 Rebounds     | Jamahl Mosley (20) vs. Colorado (Kansas City) (3/8/01) |
| Had 15 Rebounds     | Udoka Azubuike (19) vs. Kansas (2/22/20)               |
| Had 10 Assists      | Courtney Ramey (10) vs. Texas (2/27/19)                |
| Had 8 Turnovers     | Trae Young (8) vs. Oklahoma (2/27/18)                  |
| Had 7 Turnovers     | Roti Ware (7) vs. SFA (12/9/20)                        |
| Had 8 Blocked Shots | Sagaba Konate (9) vs. West Virginia (2/20/18)          |
| Had 7 Blocked Shots | Udoka Azubuike (7) at Kansas (1/11/20)                 |
| Had 5 Steals        | Dedric Lawson (5) vs. Kansas (1/12/19)                 |
| Had 6 Steals        | Jevon Carter (6) vs. West Virginia (3/9/18)            |

## 2020-21 INDIVIDUAL SUPERLATIVES

| CATEGORY                  | BAYLOR  | OPPONENT   |
|---------------------------|---|--|
| Points Scored             | 35, MaCio Teague vs. Texas Tech (3/7)   | 26, Cedric Russell vs. ULL (11/28)<br>26, Taz Sherman at West Virginia (3/2)   |
| Field Goals Made          | 12, Davion Mitchell vs. K-State (1/27)  | 10, four players   |
| FGs Attempted             | 21, Jared Butler at West Virginia (3/2)   | 20, Shaun Doss vs. UAPB (12/21)  |
| Highest FG % (min 5 made) | 1.000 (6-6), Jonathan Tchamwa Tchatchoua vs. UCA (12/29)<br>.889 (8-9), Mark Vital at Oklahoma State (1/23)   | 1.000 (9-9), Theo Akwuba vs. ULL (11/28)<br>1.000 (9-9), Antonio Gordon at K-State (12/19)                                 |
| 3-Point FGs Made          | 10, MaCio Teague vs. Texas Tech (3/7)   | 6, Deandre Jones vs. Central Arkansas (12/29)  |
| 3-Point FGs Attempted     | 12, MaCio Teague vs. Texas Tech (3/7)   | 11, Mac McClung at Texas Tech (1/16)   |
| 3-Point FG % (min 5 att)  | .857 (6-7), Jared Butler at Oklahoma State (1/23)<br>.833 (10-12), MaCio Teague vs. Texas Tech (3/7)<br>.800 (4-5), Davion Mitchell vs. Illinois (12/2) | .833 (5-6), Christian Braun vs. Kansas (1/18)  |
| Free Throws Made          | 8, MaCio Teague vs. Alcorn State (12/30)  | 9, Derek Culver at West Virginia (3/2)   |
| Free Throws Attempted     | 8, MaCio Teague vs. ASU (12/30) & at ISU (1/2)<br>8, Jared Butler vs. Iowa State (2/23)<br>8, Mark Vital at Kansas (2/27)                               | 12, Isaac Likekele at Oklahoma State (1/23)  |
| Free Throw % (min 7 att)  | 1.000 (8-8), MaCio Teague vs. Alcorn State (12/30)  | 1.000 (8-8), Mike Miles at TCU (1/9)   |
| Offensive Rebounds        | 8, Mark Vital vs. Iowa State (2/23)   | 7, Marcus Santos-Silva at Texas Tech (1/16)  |
| Defensive Rebounds        | 10, Jonathan Tchamwa Tchatchoua vs. UCA (12/29)<br>10, Mark Vital vs. Texas Tech (3/7)  | 11, Jalen Wilson at Kansas (2/27)  |
| Total Rebounds            | 15, Mark Vital, three times   | 14, Jalen Wilson at Kansas (2/27)  |
| Assists                   | 13, Jared Butler at K-State (12/19)<br>12, Davion Mitchell vs. UCA (12/29)  | 8, Byron Joshua vs. Alcorn State (12/30)<br>8, Marcus Garrett vs. Kansas (1/18)<br>8, Miles McBride at West Virginia (3/2) |
| Turnovers                 | 7, Jared Butler at ISU (1/2) & at TTU (1/16)<br>7, Davion Mitchell vs. Kansas (1/18)  | 7, Roti Ware vs. SFA (12/9)<br>7, Dequan Morris vs. UAPB (12/21)   |
| Blocked Shots             | 4, Jonathan Tchamwa Tchatchoua at Oklahoma State (1/23)<br>3, four times (Vital (2), Thamba & Tchamwa Tchatchoua)                                       | 4, Nate Roberts vs. Washington (11/29)<br>4, Kevin McCullar at Texas Tech (1/16)   |
| Steals                    | 5, Jared Butler at TCU (1/9)  | 4, Tyree Corbett vs. Alcorn State (12/30)<br>4, Rasir Bolton at Iowa State (1/2)   |
| Minutes Played            | 43, Davion Mitchell at West Virginia (3/2)  | 40, Miles McBride at West Virginia (3/2)   |
| Fouls Drawn               | 6, Davion Mitchell vs. ULL (11/28) & vs. Texas Tech (3/7)   | 9, Isaac Likekele at Oklahoma State (1/23)   |
| Plus-Minus (min. 15 mp)   | +44, MaCio Teague vs. K-State (1/27)<br>+44, Davion Mitchell vs. K-State (1/27)   | +21, Jalen Wilson at Kansas (2/27)   |

## 2020-21 TEAM SUPERLATIVES

| BAYLOR HIGH                       | BAYLOR LOW                                 | CATEGORY              | OPPONENT HIGH                             | OPPONENT LOW                          |
|-----------------------------------|--|-----------------------|---|---------------------------------------|
| 112 vs. ULL (11/28)               | 58 at Kansas (2/27)                        | Points Scored         | 89 at WVU (3/2)                           | 42 vs. UAPB (12/21)                   |
| 59 vs. Alcorn State (12/30)       | 27 at Texas Tech (1/16)                    | Points, 1st Half      | 40 vs. ULL (11/28)                        | 12 vs. UAPB (12/21)                   |
| 59 vs. ULL (11/28)                | 28 at Kansas (2/27)                        | Points, 2nd Half      | 50 at WVU (3/2)                           | 21 vs. UCA (12/29) & at TCU (1/9)     |
| 13 at WVU (3/2)                   | 13 at WVU (3/2)                            | Points/Overtime       | 8 at WVU (3/2)                            | 8 at WVU (3/2)                        |
| 45 vs. ULL (11/28)                | 23 at Texas Tech (1/16) & at Kansas (2/27) | Field Goals Made      | 32 vs. ULL (11/28)                        | 15 vs. UAPB (12/21) & at TCU (1/9)    |
| 80 vs. ULL (11/28)                | 51 vs. SFA (12/9)                          | Field Goal Attempts   | 68 vs. Auburn (1/30)                      | 44 vs. SFA (12/9)                     |
| .586 (34-58) at Texas (2/2)       | .348 (23-66) at Kansas (2/27)              | FG Percentage         | .549 (28-51) at Texas (2/2)               | .283 (15-53) vs. UAPB (12/21)         |
| 17 vs. K-State (1/27)             | 4 at Iowa State (1/2)                      | 3-Point FGs Made      | 12 vs. UCA (12/29)                        | 1 vs. SFA (12/9)                      |
| 32 at K-State (12/19)             | 18 vs. Illinois (12/2)                     | 3-Point FG Attempts   | 26 vs. UCA (12/29)                        | 9 vs. SFA (12/9)                      |
| .625 (15-24) vs. Texas Tech (3/7) | .211 (4-19) at Iowa State (1/2)            | 3-Point FG Percentage | .529 (10-19) vs. Kansas (1/18)            | .111 (1-9) vs. SFA (12/9)             |
| 25 vs. Alcorn State (12/30)       | 4 at Texas (2/2)                           | Free Throws Made      | 28 at WVU (3/2)                           | 2 vs. UCA (12/29)                     |
| 31 vs. Alcorn State (12/30)       | 4 at Texas (2/2)                           | Free Throw Attempts   | 33 vs. Alcorn State (12/30)               | 5 vs. UCA (12/29) & vs. ISU (2/23)    |
| 1.000 (4-4) at Texas (2/2)        | .375 (6-16) at Kansas (2/27)               | Free Throw Percentage | .929 (13-14) vs. Oklahoma (1/6)           | .214 (3-14) at Texas (2/2)            |
| 21 vs. Washington (11/29)         | 5 at Texas (2/2)                           | Offensive Rebounds    | 18 at Texas Tech (1/16)                   | 5 vs. UW (11/29) & vs. KSU (1/27)     |
| 34 vs. UCA (12/29)                | 15 at Kansas (2/27)                        | Defensive Rebounds    | 34 at Kansas (2/27)                       | 13 at K-State (12/19)                 |
| 50 vs. Washington (11/29)         | 26 at Texas (2/2)                          | Total Rebounds        | 48 at Kansas (2/27)                       | 19 vs. Washington (11/29)             |
| 25, three times                   | 6 at Texas Tech (1/16)                     | Assists               | 18 at K-State (12/19) & vs. Kansas (1/18) | 4 vs. SFA (12/9)                      |
| 20 vs. SFA (12/9)                 | 3 at Kansas (2/27)                         | Turnovers             | 35 vs. SFA (12/9)                         | 7 vs. Texas Tech (3/7)                |
| 9 at Oklahoma State (1/23)        | 1, four times                              | Blocked Shots         | 9 at Texas Tech (1/16)                    | 0 vs. K-State (1/27)                  |
| 14, three times                   | 3 vs. Washington (11/29)                   | Steals                | 11 at Iowa State (1/2)                    | 1 vs. UAPB (12/21) & at Kansas (2/27) |
| 23 vs. ASU (12/30) & at KU (2/27) | 9 vs. UCA (12/29)                          | Fouls                 | 26 vs. SFA (12/9) & at ISU (1/2)          | 9 at Texas (2/2)                      |



2020-21

21-1

BIG 12

13-1

AP

2nd

COACHES

2nd

NET

2nd

#12 BAYLOR at Big 12 Championship | GAME 23  
March 11, 2021 (Kansas City, Mo. / T-Mobile Center)

# Baylor Broadcast Notes

0  
4  
5  
10  
11  
12  
13  
23  
24  
31  
32  
35  
45



## Flo Thamba

F • 6-10 • 245 • Jr. • Kinshasa, Congo

|     | MIN  | PTS | REB | BLK | FG%  | 3FG% | FT%  |
|-----|------|-----|-----|-----|------|------|------|
| SEA | 14.3 | 3.6 | 4.0 | 0.6 | .630 | .000 | .568 |
| B12 | 13.8 | 3.6 | 3.4 | 0.6 | .704 | .000 | .619 |
| CAR | 11.1 | 2.4 | 2.7 | 0.6 | .563 | .000 | .557 |

- Junior big man with 7-foot-5 wingspan, originally from Democratic Republic of the Congo
- Started all 22 games this season after playing 19 of 30 games off bench last year (11 DNPs)
- More points & rebounds this season (79 pts, 89 rebs) than all of last season (43 pts, 42 rebs)
- Splitting time with Tchatchoua at 5-spot; played in 52 games off bench (12 DNPs) over first 2 seasons
- Born in Congo, lived in England, France and South Africa, emigrated to United States in 2014



## LJ Cryer

G • 6-1 • 185 • Fr. • Katy, Texas

|     | MIN  | PTS | REB | AST | FG%  | 3FG% | FT%  |
|-----|------|-----|-----|-----|------|------|------|
| SEA | 11.8 | 4.1 | 0.6 | 0.9 | .420 | .410 | .667 |
| B12 | 8.5  | 2.1 | 0.4 | 0.6 | .412 | .385 | .000 |
| CAR | 11.8 | 4.1 | 0.6 | 0.9 | .420 | .410 | .667 |

- True freshman guard from Katy, Texas, ranked as nation's No. 12 PG in 2020 HS class by ESPN
- Came off bench for 17 points and 2 steals in 15 minutes of first collegiate game vs. Louisiana
- Scored 3,488 points over high school career, 5th-most all-time in Texas public schools
- Averaged 34.2 points, 5.3 assists and 2.4 steals as HS senior, earning Class 6A All-State honors
- Scored 1,164 points during pandemic-shortened senior season, including 145 3FGs (4.3/game)



## Jordan Turner

G/F • 6-8 • 195 • RFr. • Houston, Texas

|     | MIN | PTS | REB | AST | FG%  | 3FG% | FT%  |
|-----|-----|-----|-----|-----|------|------|------|
| SEA | 5.9 | 2.5 | 1.6 | 0.4 | .294 | .625 | .833 |
| B12 | 5.1 | 0.0 | 1.5 | 0.0 | .000 | .000 | .000 |
| CAR | 5.9 | 2.5 | 1.6 | 0.4 | .294 | .625 | .833 |

- Redshirt freshman wing from Houston, attended Sunrise Christian in Bel Air, Kan.
- Took voluntary redshirt during 2019-20 season, participated on team's practice squad
- Last 5 Games Played: Combined for 20 points, 13 rebounds in 39 minutes off bench (6-of-8 on 3FGs)
- Ranked No. 11 recruit in Texas and No. 24 SF nationally in 2019 signing class by ESPN
- Twin brother, Jalyr, is sophomore on Central Oklahoma basketball squad



## Adam Flagler

G • 6-3 • 180 • So. • Duluth, Ga.

|     | MIN  | PTS  | REB | AST | FG%  | 3FG% | FT%  |
|-----|------|------|-----|-----|------|------|------|
| SEA | 22.9 | 9.4  | 2.4 | 1.5 | .462 | .410 | .808 |
| B12 | 22.3 | 7.1  | 2.0 | 1.1 | .388 | .348 | .778 |
| CAR | 27.9 | 13.5 | 3.0 | 1.3 | .444 | .391 | .829 |

- Third-year sophomore, transfer from Presbyterian; led PC with 15.9 PPG as freshman in 2018-19
- Scored season-high 22 points in 28 minutes off bench 2/23 vs. Iowa State (11th career 20-pt gm)
- 15+ pts off bench 6x this yr (17 vs UW, 18 vs Illinois, 15 vs OU, 15 at TTU, 19 vs AUB, 22 vs ISU)
- 10+ points off bench in 10 of 20 games at Baylor; has scored 10+ points in 42 of 56 career games
- Made multiple 3-pointers in 43 of 55 career games - 3+ 3FGs 27 times, 4+ 11x, 5+ 6x, 6+ 4x



## Mark Vital (VYE-tuhl) (Big 12 Defensive POY - The Athletic)

G/F • 6-5 • 250 • Sr. • Lake Charles, La.

|     | MIN  | PTS | REB | BLK | FG%  | 3FG% | FT%  |
|-----|------|-----|-----|-----|------|------|------|
| SEA | 23.8 | 6.0 | 6.3 | 1.0 | .486 | .000 | .480 |
| B12 | 25.9 | 6.9 | 7.1 | 1.0 | .574 | .000 | .462 |
| CAR | 25.5 | 6.6 | 6.3 | 0.8 | .471 | .130 | .492 |

- Bruising 5th-year forward, 3-time All-Big 12 honoree and 3-time Big 12 All-Defensive Team selection
- 1 of 10 semifinalists for Naismith Defensive Player of the Year (was 1 of 4 finalists last season)
- Elected to return for final year to complete college degree, will become family's first college graduate
- 1st in BU history with 40 Big 12 wins (45-2), passing A.J. Walton (39-29); 10th at BU with 138 steals
- Memorable Senior Night - 10 pts, 15 rebs (1st D-D of season, 3rd career) vs. No. 18 Texas Tech (3/7)




## Jared Butler (AP Big 12 POY; 1st Team All-American)

G • 6-3 • 195 • Jr. • Reserve, La.

|     | MIN  | PTS  | REB | AST | FG%  | 3FG% | FT%  |
|-----|------|------|-----|-----|------|------|------|
| SEA | 29.8 | 17.1 | 3.2 | 5.0 | .493 | .444 | .758 |
| B12 | 32.0 | 18.0 | 3.4 | 5.0 | .503 | .448 | .745 |
| CAR | 28.8 | 14.0 | 3.2 | 3.4 | .433 | .388 | .776 |

- National POY candidate, up for Wooden Award, Naismith Trophy, Cousy Award, Lute Olson Award
- Will graduate in May, less than 3 yrs after enrolling in August 2018; serves on NCAA MBB Oversight Cmte
- 2nd player in program history named 1st Team A-A (Hubert Kirkpatrick: 1938); 2x 1st Team All-Big 12
- Top-3 in Big 12 in steals (1st), 3FG% (1st), 3FGs (1st), points (3rd), assists (2nd), FG% (3rd)
- 20-pt games on ROAD vs 8 Big 12 teams in last 2 seasons (at KU, KSU, OU, WVUx2, ISU, TCU, OSU, UT)



## Jackson Moffatt

G/F • 6-7 • 200 • So. • Magnolia, Texas

|     | MIN | PTS | REB | AST | FG%  | 3FG% | FT%  |
|-----|-----|-----|-----|-----|------|------|------|
| SEA | 2.4 | 0.0 | 0.6 | 0.1 | .000 | .000 | .000 |
| B12 | 2.0 | 0.0 | 0.7 | 0.0 | .000 | .000 | .000 |
| CAR | 2.3 | 0.0 | 0.4 | 0.1 | .000 | .000 | .000 |

- Third-year sophomore walk-on wing from Magnolia High School; took voluntary redshirt in 2018-19
- Has appeared in 14 career games, totaling 6 rebounds, 1 assist and 1 steal in 31 minutes
- Scored 2,066 points during prep career, becoming Magnolia's all-time leading scorer
- 3-time first-team All-District 20-5A honoree and 2-time TABC All-Region selection
- Holds MHS record for single-game scoring with 45-point game




## Jonathan Tchamwa Tchatchoua (Big 12 All-Newcomer Team) (CHAWM-wuh CHAT-chew-wuh)

F • 6-8 • 245 • So. • Douala, Cameroon

|     | MIN  | PTS | REB | BLK | FG%  | 3FG% | FT%  |
|-----|------|-----|-----|-----|------|------|------|
| SEA | 19.8 | 6.9 | 5.4 | 0.8 | .588 | .000 | .758 |
| B12 | 19.9 | 5.4 | 3.8 | 0.8 | .545 | .000 | .769 |
| CAR | 15.9 | 4.8 | 4.3 | 0.7 | .538 | .000 | .714 |

- Third-year sophomore big man, transferred to BU after one season at UNLV; on practice squad last season
- Made 48% of field goals on dunks this season (29-of-60); leads Big 12 reserves with 5.4 rebs/gm
- At least 6 pts/4 rebs off bench in 13 of 21 games; 10+ points in 5 games, 10+ rebounds in 2 games
- Born in Cameroon, moved to Australia for final two years of high school (MBA Global Academy)
- Played 31 games (11 starts) as freshman at UNLV, averaged 3.4 ppg, 3.5 rpg, 0.7 bpg in 13.3 mpg



## Matthew Mayer (MYE-er)

G/F • 6-9 • 225 • Jr. • Austin, Texas

|     | MIN  | PTS | REB | AST | FG%  | 3FG% | FT%  |
|-----|------|-----|-----|-----|------|------|------|
| SEA | 15.0 | 8.3 | 3.7 | 1.0 | .507 | .431 | .561 |
| B12 | 15.2 | 7.1 | 3.8 | 0.9 | .481 | .345 | .560 |
| CAR | 12.6 | 5.7 | 2.4 | 0.8 | .416 | .366 | .632 |

- Junior wing with length, range and quick release, provides instant offense off bench
- Scored 18 pts (15 in 2nd half) in 3/2 win at WVU, then season-high 19 pts in 3/4 win over OSU
- 2nd on team with 22.2 points per 40 minutes; shooting 55% on 2-point field goals (47-of-85)
- 10+ pts 8x this year (10 SFA, 12 UAPB, 13 UCA, 14 ASU, 16 OU, 10 KSU, 13 AUB, 18 at WVU, 19 OSU)
- 10+ points off bench in 12 of last 29 games after doing so in 7 of previous 56 career games played



## MaCio Teague (may-SEE-oh) (AP All-Big 12 2nd Team; West Award Finalist)

G • 6-4 • 195 • Sr. • Cincinnati, Ohio

|     | MIN  | PTS  | REB | AST | FG%  | 3FG% | FT%  |
|-----|------|------|-----|-----|------|------|------|
| SEA | 31.2 | 15.8 | 4.1 | 1.7 | .481 | .396 | .841 |
| B12 | 33.1 | 16.1 | 4.4 | 1.9 | .474 | .438 | .806 |
| CAR | 33.6 | 15.5 | 4.4 | 2.3 | .439 | .409 | .863 |

- All-conference in all 4 seasons (Big South 1st team in 17 & 18, Big 12 2nd team in 20 & 21)
- Nation's only active player with 1500+ career pts, 500+ rebs, 250+ assists, 125+ stls, 250+ 3FGs
- Tied BU record & 2nd-most ever by B12 player with 10 made 3FGs on way to 35 pts vs. TTU (3/7)
- 1 of 5 finalists for Jerry West SG Award - leads candidates in career PTS, ASTS, STLS, 3FGM & FT%
- BU is 47-5 since he joined team, 40-2 when he scores 10+ points, 16-1 when he leads team in pts



## Zach Loveday

F • 7-0 • 215 • Fr. • Gallipolis, Ohio

|     | MIN | PTS | REB | BLK | FG%  | 3FG%  | FT%  |
|-----|-----|-----|-----|-----|------|-------|------|
| SEA | 6.0 | 3.1 | 1.6 | 0.3 | .706 | .500  | .750 |
| B12 | 3.3 | 2.7 | 1.7 | 0.3 | .750 | 1.000 | .500 |
| CAR | 6.0 | 3.1 | 1.6 | 0.3 | .706 | .500  | .750 |

- True freshman 7-footer from Ohio, played final two HS seasons at Huntington Prep in West Virginia
- Posted season-high 10 points (4-of-4 FGs) and added 2 blocks in 8 minutes vs. Alcorn State (12/30)
- Ranked No. 51 player nationally and No. 12 among centers in 2020 class by Rivals
- 1 of 5 players on 2019-20 Huntington Prep squad to sign with Division I programs
- Father, Billy Loveday, played basketball at Hanover College



## Mark Paterson

G • 6-1 • 180 • Sr. • Dallas, Texas

|     | MIN | PTS | REB | AST | FG%  | 3FG%  | FT%  |
|-----|-----|-----|-----|-----|------|-------|------|
| SEA | 2.2 | 1.3 | 0.9 | 0.0 | .444 | 1.000 | .500 |
| B12 | 2.3 | 1.7 | 1.3 | 0.0 | .667 | .000  | .500 |
| CAR | 2.2 | 1.3 | 0.9 | 0.0 | .444 | 1.000 | .500 |

- Walk-on in first season with Bears, played 2017 & 2018 seasons at D2 St. Edward's in Austin, Texas
- Appeared off bench in 8 games this season, posting 10 points and 7 rebounds in 17 minutes
- Scored Bears' 100th point in win at K-State, becoming first team to score 100 in Manhattan since 1992
- Appeared in 55 games at St. Edward's, averaging 2.3 ppg, 1.7 rpg, 1.0 apg in 11.1 mpg
- Played on same team as brother, Matthew, while at St. Edward's



## Davion Mitchell (DAY-vee-ahn) (3rd Team All-American; B12 DPOY)

G • 6-2 • 205 • Jr. • Hinesville, Ga.

|     | MIN  | PTS  | REB | AST | FG%  | 3FG% | FT%  |
|-----|------|------|-----|-----|------|------|------|
| SEA | 32.5 | 13.8 | 2.7 | 5.7 | .516 | .472 | .689 |
| B12 | 34.8 | 15.4 | 2.3 | 4.5 | .500 | .449 | .667 |
| CAR | 26.4 | 8.4  | 2.1 | 3.5 | .452 | .376 | .673 |

- Nicknamed "Off Night" from reputation of forcing player he's defending to have an off night
- BU's 1st B12 Def POY; 1 of 10 Naismith Defensive POY semifinalists for 2nd consecutive season
- Last 8 Games: 17.8 ppg, 53% 3FGs (26-49), 5.3 assists/gm, 3.23 ast-to-ratio (42 asts/13 TOs)
- Leads Big 12 in assists (5.7) & FG% (.516), 2nd in steals (1.9), 2nd in A-T ratio (2.27), 5th 3FGs (2.3)
- 73-13 record during collegiate career, including 59-5 when playing more than half the game (20+ min.)

Head Coach: Scott Drew (18th season at Baylor)  
 Associate Head Coach: Jerome Tang (18th season at Baylor)  
 Assistant Coach: Alvin Brooks III (5th season at Baylor)  
 Assistant Coach: John Jakus (4th season at Baylor)

Special Assistant & Director of Player Personnel: Jared Nunez  
 Special Assistant to the Head Coach: Bill Peterson  
 Director of Basketball Operations: Aditya Malhotra  
 Director of Video Operations: Ty Beard  
 Athletic Trainer: Dave Snyder  
 Strength Coach: Charlie Melton