

# BAYLOR

# BASKETBALL GAME NOTES



Follow Baylor Basketball on Twitter, Instagram and Facebook: @BaylorMBB

## GAME 22



3/3 **BAYLOR** (20-1, 12-1 Big 12) vs. 18/18 **TEXAS TECH** (17-8, 9-7 Big 12)

March 7, 2021 • 3:00 p.m. CT • Watch: ESPN and ESPN App • Listen: ESPN Central Texas & TuneIn App  
Waco, Texas • Ferrell Center (10,284) • Social Media: @BaylorMBB | #SicEm

### MEDIA INFORMATION

TV: ESPN and ESPN App

Talent: Bob Wischusen (pxp), Dick Vitale (analyst)

BU Radio: Baylor Sports Network / ESPN Central Texas

Talent: John Morris (pxp), Pat Nunley (analyst)

Satellite Radio: Sirius 84, XM 84, Internet 84

Social Media: @BaylorMBB | #SicEm

All-Time Series Baylor is 61-80

Waco Baylor is 38-27

Lubbock Baylor is 20-49

Neutral Baylor is 3-4

Drew Era Baylor is 22-13

First Meeting 1/2/37 — TTU 38-28 (Oklahoma City)

Last Season 1/7/20 — BU 57-52 (Lubbock)

3/2/20 — BU 71-68 OT (Waco)

This Season 1/16/21 — BU 68-60 (Lubbock)

### 2020-21 SCHEDULE & RESULTS

DATE	BU	OPP	OPPONENT	TV	TIME/SCORE
N28	2/1	—	vs. Louisiana-Lafayette <sup>1</sup>	FloHoops	W, 112-82
N29	2/1	—	vs. Washington <sup>1</sup>	FloHoops	W, 86-52
D2	2/1	5/10	vs. Illinois <sup>2</sup>	ESPN	W, 82-69
D9	2/2	—	SFA	ESPN+	W, 83-52
D13	2/2	13/12	• TEXAS	ESPN	CCD
D19	2/2	—	• at Kansas State	ESPN+	W, 100-69
D21	2/2	—	UAPB	ESPN+	W, 99-42
D29	2/2	—	CENTRAL ARKANSAS	ESPN+	W, 93-56
D30	2/2	—	ALCORN STATE	ESPN+	W, 105-76
J2	2/2	—	• at Iowa State	ESPN+	W, 76-65
J6	2/2	—	• OKLAHOMA	ESPN2	W, 76-61
J9	2/2	—	• at TCU	ESPN	W, 67-49
J12	2/2	13/14	• WEST VIRGINIA	ESPN2	PPD
J16	2/2	15/15	• at Texas Tech	ESPN	W, 68-60
J18	2/2	9/9	• KANSAS	ESPN	W, 77-69
J23	2/2	rv/rv	• at Oklahoma State	CBS	W, 81-65
J27	2/2	—	• KANSAS STATE	ESPN2	W, 107-59
J30	2/2	—	AUBURN <sup>3</sup>	ESPN	W, 84-72
F2	2/2	6/6	• at Texas	ESPN	W, 83-69
F6	2/2	—	• TCU	ESPN+	CCD
F10	2/2	12/12	• at Oklahoma	ESPN2	CCD
F13	2/2	7/8	• TEXAS TECH	ESPN	PPD
F15	2/2	13/15	• at West Virginia	ESPN	CCD
F20	2/2	rv/22	• OKLAHOMA STATE	ESPN/ESPN2	PPD
F23	2/2	—	• IOWA STATE	ESPN+	W, 77-72
F27	2/2	17/19	• at Kansas	ESPN	L, 58-71
M2	3/3	6/5	• at West Virginia	ESPN	W, 94-89 OT
M4	3/3	17/17	• OKLAHOMA STATE	ESPN2	W, 81-70
M7	3/3	18/18	• TEXAS TECH	ESPN	3 pm
M11	—	—	Big 12 Championship <sup>4</sup>	ESPN/2	1:30 pm

#### SCHEDULE KEY

- 1 — Vegas Bubble at T-Mobile Arena (Las Vegas, Nev.)
- 2 — Jimmy V Classic at Bankers Life Arena (Indianapolis, Ind.)
- 3 — Big 12/SEC Challenge at Ferrell Center (Waco, Texas)
- 4 — Big 12 Championship at T-Mobile Center (Kansas City)

Rankings: AP/Coaches at time of game; All times Central

### BAYLOR ATHLETICS COMMUNICATIONS

DAVID KAYE

Assistant AD

254-709-5147 • David\_Kaye@baylor.edu

### STORY LINES

- No. 3 Baylor has clinched its first conference title since the 1950 Southwest Conference co-championship.
- The conference title is the 6th in program history and the 4th outright title (1932, 1946, 1948, 2021).
- The Bears will honor 4 seniors prior to Sunday's game (Vital, Teague, Paterson, Clark).
- Baylor is 10-0 at home this season and looking for its undefeated home season since 1947-48 (9-0).
- BU has clinched the most wins (12) of any Big 12 team, despite having 4 games canceled.
- Sunday is the 142nd series meeting dating back to 1937. Baylor is 22-9 vs. Texas Tech since 2006.
- BU has won 4 in a row vs. Tech in Waco, including last season's 71-68 overtime win on March 2.
- Baylor won 68-60 at Texas Tech on Jan. 16. Baylor trailed 45-44 with 7:14 left before going on a 17-6 run over the next 4:23 to pull away late. **Davion Mitchell** led BU with 17 points.
- The Bears' 20-1 start ties the best 21-game record in program history (2019-20).
- Baylor rolled to an 81-70 win over No. 17 Oklahoma State on Thursday, its 6th ranked win this year.
- BU won 94-89 in overtime Tuesday at No. 6 West Virginia, improving to 4-0 vs. top-10 teams this season.
- BU held its first 9 Big 12 opponents below 70 points before allowing 72, 71, 89, 70 in the last 4 games.
- BU is 6-1 vs. AP Top 25 teams this season, including 4-0 against AP Top 10 teams.
- BU is 12-2 vs. AP Top 25 teams the last 2 seasons, the nation's best record vs. ranked teams.
- BU leads the nation in 3-point percentage (.420) and is top-7 nationally in scoring margin (3rd, +20.0), scoring (4th, 85.2), effective FG% (3rd, 57.8), steals (7th, 9.4), turnover margin (4th, +6.0), turnovers forced (7th, 18.1), defensive turnover pct. (3rd, 25.5) and offensive rebound pct. (4th, 37.1).
- Baylor became the first team since UNLV in 1990-91 to win its first 17 games by 8+ points.
- BU has led by at least 10 points in 19 of 21 games this year, but just 2 of 4 games since the pause.
- Baylor has led by at least 4 points in all 51 games over the last 2 seasons (double-digit leads in 43 of 51).
- Baylor is 24-1 at home over the last 2 seasons, with the lone loss by 3 points to Kansas on 2/22/20.
- Baylor's 27-4 record in Big 12 play over the last 2 seasons is the league's best record in that span.
- BU is 14-3 in Big 12 road games over the last 2 seasons (rest of league is 57-97 in B12 road games).
- Baylor finished 7-1 in road games this season, BU's best road record since going 13-1 in 1947-48.
- **Jared Butler** (Cousy Award finalist), **MaCio Teague** (West Award finalist), **Davion Mitchell** & **Mark Vital** (Naismith Defensive POY Semifinalists) were all recognized as national award candidates last week.
- **Butler** leads the Big 12 in 3-pointers made (2.8/game), 3-point percentage (.443) and steals (2.2), ranks 2nd in assists (5.0), 3rd in scoring (17.1) and 5th in assist-to-turnover ratio (1.79).
- **Teague** leads the 5 West Award finalists in career ppg, assists, steals, 3-pointers, FTM and FT%.
- **Vital** holds the BU record for career Big 12 wins at 44-22. The previous record was A.J. Walton's 39.
- Five Baylor players are shooting at least 41% on 3FGs and averaging at least one 3FG made per game: Mitchell (46%), Mayer (45%), Butler (44%), Flagler (42%) and Cryer (41%).
- Baylor is 46-5 since **Teague** and **Mitchell** became eligible at the start of 2019-20.
- Baylor has been top-5 ranked for 26-straight weeks. BU was top-5 for 12 weeks all-time prior to this streak.

### TEAM INFORMATION

BAYLOR (20-1, 12-1 Big 12)	
Ranking	3rd — AP, 3rd — Coaches
Head Coach	Scott Drew (Butler, 1993)
Career Record	382-225 (19th season)
BU Record	362-214 (18th season)
vs. TTU	21-13

### TEXAS TECH (17-8, 9-7 Big 12)

Ranking	15th — AP, 15th — Coaches
Head Coach	Chris Beard (Texas, 1995)
Career Record	141-57 (6th season)
TTU Record	111-52 (5th season)
vs. Baylor	3-6
SID	Wes Bloomquist — Wes.Bloomquist@ttu.edu

### BAYLOR 2020-21 STATS

#	P	NAME	YR	PPG	RPG	APG	MPG
12	G	Jared Butler	Jr.	17.1	3.2	5.0	29.9
31	G	MaCio Teague	Sr.	14.9	4.2	1.8	31.0
45	G	Davion Mitchell	Jr.	13.6	2.7	5.6	32.3
10	G	Adam Flagler	So.	9.8	2.4	1.5	22.9
24	F	Matthew Mayer	Jr.	8.6	3.9	1.0	15.0
23	F	J. Tchamwa Tchatchoua	So.	7.1	5.6	0.8*	19.9
11	F	Mark Vital	Sr.	5.8	5.9	1.3	23.6
4	G	LJ Cryer	Fr.	4.4	0.6	1.0	12.5
0	F	Flo Thamba	Jr.	3.8	4.2	0.6*	14.6
32	F	Zach Loveday	Fr.	3.5	1.6	0.3*	6.6
5	F	Jordan Turner	RFr.	2.9	1.9	0.4	6.4
35	G	Mark Paterson	Sr.	1.3	0.9	0.0	2.2
13	F	Jackson Moffatt	So.	0.0	0.4	0.1	2.5

\* - blocks per game

**PRONUNCIATIONS**

John JAKUS	JAYK-us
Matthew MAYER	MYE-er
DAVION Mitchell	DAY-vee-ahn
Jonathan TCHAMWA TCHATCHOUA	CHAWM-wuh CHAT-chew-wuh
MACIO Teague	may-SEE-oh
Mark VITAL	VYE-tuhl

**BAYLOR CONFERENCE TITLES**

1932 Southwest Conference (10-2)  
 1946 Southwest Conference (11-1)  
 1948 Southwest Conference (11-1)  
 1949 Southwest Conference (9-3, co-champs)  
 1950 Southwest Conference (8-4, co-champs)  
 2021 Big 12 Conference (TBD)

**BAYLOR IN THE RANKINGS**

WEEK	W/L	AP	COACHES
Preseason	0-0	2nd (1540; 24)	1st (764; 12)
Nov. 30	2-0	2nd (1513; 6)	1st (764; 12)
Dec. 7	3-0	2nd (1470; 7)	2nd (774; 8)
Dec. 14	4-0	2nd (1491; 7)	2nd (772; 6)
Dec. 21	5-0	2nd (1538; 3)	2nd (725; 5)
Dec. 28	6-0	2nd (1538; 2)	2nd (771; 3)
Jan. 4	9-0	2nd (1537; 1)	2nd (771; 3)
Jan. 11	11-0	2nd (1536; 1)	2nd (771; 3)
Jan. 18	12-0	2nd (1538; 2)	2nd (747; 3)
Jan. 25	14-0	2nd (1539; 3)	2nd (771; 3)
Feb. 1	16-0	2nd (1539; 3)	2nd (772; 4)
Feb. 8	17-0	2nd (1520; 8)	2nd (772; 4)
Feb. 15	17-0	2nd (1541; 5)	2nd (772; 4)
Feb. 22	17-0	2nd (1540; 4)	2nd (771; 4)
March 1	18-1	3rd (1450)	3rd (733)

**MILESTONE WATCH**

**Butler** – 21 points for 21st all-time at BU (Rico Gathers)  
**Butler** – Starting 47th B12 game (t-5th at BU)  
**Vital** – Starting 64th B12 game (t-1st Curtis Jerrells)  
**Vital** – 7 steals for 9th all-time at BU (David Wesley)

**MISCELLANEOUS****CHARGES DRAWN BU 63, OPP 30**

20	Davion Mitchell
11	Jonathan Tchamwa Tchatchoua
8	Mark Vital
7	Matthew Mayer
6	Flo Thamba
4	Jared Butler
3	Adam Flagler
2	MaCio Teague
1	LJ Cryer, Mark Paterson

**DUNKS BU 70, OPP 41**

28	Jonathan Tchamwa Tchatchoua
9	Flo Thamba
8	Matthew Mayer, Mark Vital
5	Zach Loveday, MaCio Teague
4	Jared Butler
2	Davion Mitchell
1	Adam Flagler

**FIRST CONFERENCE TITLE IN 71 YEARS**

- Baylor has clinched its first conference championship in 71 seasons (1950 Southwest Conference).
- Baylor has won six league titles in programs history, four of them outright – 1932 (10-2), 1946 (11-1), 1948 (11-1), 1949 (9-3), 1950 (8-4) and 2021 (TBD). The 1949 and 1950 titles were co-championship..
- Baylor's best previous Big 12 finish was outright 2nd-place last season. BU also tied for 2nd in 2010 and 2017.
- Baylor's 15 Big 12 wins last season were the most ever by a team that didn't claim the Big 12 title.

**QUICK HITS**

- BU's streak of 35-straight AP polls ranked is the nation's 3rd-longest active streak and longest in BU history.
- Baylor joins Duke, Gonzaga and Kansas as the only programs ranked No. 1 in 3 of the last 5 seasons.
- BU is 1 of 5 Power-5 schools (Duke, Kentucky, Kansas, Michigan St.) to win 18+ every year since 2008.
- BU's defense has forced 14+ TOs in 16 of its last 18 games, including 7 games with 20+ TOs forced.
- Three members of the BU bench average 7+ ppg – Flagler (9.8), Mayer (8.6) and Tchatchoua (7.1).
- BU's bench is out-scoring opposing benches 30-16 on average and has scored 33+ points in 11 games.
- Head coach **Scott Drew** is in his 18th season in Waco and is BU's all-time wins leader (362-214).
- Baylor's 18-game winning streak tied the 4th-longest in the Big 12's 25-year history. The Bears set the record with 23 straight last season, while Kansas had the 2nd and 3rd-longest streaks – 22 in 1997 and 20 in 2008.
- Baylor signed the highest-ranked recruiting class in program history (No. 4) in November. BU inked 5-star Kendall Brown, 4-star Langston Love and 4-star Jeremy Sochan for the 2021-22 season.
- Baylor has won double-digit Big 12 games for the 8th time (2010, 2012, 2015, 2016, 2017, 2019, 2020, 2021).
- Baylor is 68-5 when leading at halftime over the last 4 seasons (38-2 over last 2 seasons, 17-0 this season).
- Baylor has won 90% of its games when leading at the half since 2011-12 (186-21).
- BU is 134-23 since 2015-16 when leading at any point in the 2nd half of a game (46-3 last 2 seasons).
- Baylor has won 20+ games in 12 of the last 14 seasons after recording only three 20-win seasons in the previous 100 years of Baylor Basketball (1946, 1948, 1988).
- Baylor is 237-98 over the last 10 seasons, averaging 24 wins per season since 2011-12.
- Baylor's 237 wins since 2011-12 are second-most in the Big 12 behind only Kansas (283).
- Baylor is 328-145 since 2007-08, the first year Drew's staff had a full allotment of scholarships.
- Eight of Baylor's players either have used or are currently using a redshirt year. Four after transferring to BU – Flagler, Mitchell, Tchamwa Tchatchoua and Teague, and four as freshmen – Moffatt, Turner, Vital and Dainja.
- Ten of Baylor's 11 starting point guards under Drew have earned All-Big recognition (15 of last 16 seasons).
- Baylor is 1 of 14 teams nationally to appear in every postseason since 2012 (6 NCAAs, 2 NITs).
- Baylor has the nation's 10th-longest active streak with at least one 3-point FG made in 953 straight games – the last time Baylor failed to make a 3-pointer was more than 30 years ago, on Feb. 21, 1990 vs. Texas Tech (0-8).

**A WIN WOULD ...**

- Clinch Baylor's first undefeated season at home (11-0) since the 1947-48 season (9-0).
- Give Baylor 3 consecutive wins all against ranked teams for the first time in program history.
- Improve Baylor's Big 12 record to 28-4 over the last 2 seasons, best by any team in the league.
- Give Baylor a nation's best 13-2 record against ranked teams over the last 2 seasons (7-1 this season).
- Be Baylor's 4th-straight win over Texas Tech and 5th straight win vs. Tech in Waco,
- Improve the Bears to 23-9 vs. Texas Tech since 2006, including 13-3 at home in that span.
- Be Drew's 363rd win at Baylor and improve Baylor's record to 329-145 since 2007-08.

**2020-21 BAYLOR BASKETBALL ROSTER**

NO.	NAME	HT.	WT.	CL.	WING.	HOMETOWN/HIGH SCHOOL (PREVIOUS COLLEGE)
0	Flo Thamba, F	6-10	245	Jr.	7-5	Kinshasa, Democratic Republic of Congo/Mountain Mission
4	LJ Cryer, G	6-1	185	Fr.	6-3	Katy, Texas/Morton Ranch HS
5	Jordan Turner, G/F	6-8	195	Fr. <sup>®</sup>	7-0	Houston, Texas/Sunrise Christian
10	Adam Flagler, G	6-3	180	So. <sup>®</sup>	6-3	Duluth, Ga./Duluth HS (Presbyterian)
11	Mark Vital, G/F	6-5	250	Sr. <sup>^</sup>	6-9	Lake Charles, La./Advanced Prep International
12	Jared Butler, G	6-3	195	Jr.	6-3	Reserve, La./Riverside Academy
13	Jackson Moffatt, G/F	6-7	200	So.	6-7	Magnolia, Texas/Magnolia HS
23	Jonathan Tchamwa Tchatchoua, F	6-8	245	So. <sup>®</sup>	7-3	Douala, Cameroon/NBA Global Academy - Australia (UNLV)
24	Matthew Mayer, G/F	6-9	225	Jr.	6-8	Austin, Texas/Westlake HS
31	MaCio Teague, G	6-4	195	Sr. <sup>^</sup>	6-11	Cincinnati, Ohio/Walnut Hills HS (UNC Asheville)
32	Zach Loveday, F	7-0	215	Fr.	7-0	Gallipolis, Ohio/Huntington Prep
35	Mark Paterson, G	6-1	180	Sr.	6-0	Dallas, Texas/Trinity Christian Addison (St. Edward's)
42	Dain Dainja, F	6-9	270	Fr.	7-7	Brooklyn Park, Minn./Park Center HS
45	Davion Mitchell, G	6-2	205	Jr. <sup>^</sup>	6-3	Hinesville, Ga./Liberty County HS (Auburn)

<sup>^</sup> - sat out 2016-17 as redshirt    \* - sat out 2017-18 as redshirt    # - sat out 2018-19 as redshirt    % - sat out 2019-20 season as redshirt

**COACHING & SUPPORT STAFF**

**Head Coach:** Scott Drew (Butler, 1993), 17th season at Baylor (18th season as Division I head coach)

**Associate Head Coach:** Jerome Tang (Charter Oak State, 2007), 17th season at Baylor

**Assistant Coach:** Alvin Brooks III (Idaho State, 2002), 4th season at Baylor

**Assistant Coach:** John Jakus (Trinity International, 1999), 3rd season at Baylor

**Special Assistant & Director of Player Development:** Jared Nuness (Valparaiso, 2001), 10th season at Baylor

**Special Assistant to the Head Coach:** Bill Peterson (Eckerd, 1979), 3rd season at Baylor

**Director of Basketball Operations:** Aditya Malhotra (Baylor, 2006), 7th season at Baylor

**Director of Video Operations:** Ty Beard (Baylor, 2009), 3rd season at Baylor

**SERIES HISTORY**

- Sunday is the 142nd all-time series meeting between Baylor and Texas Tech dating back to 1937.
- The teams have met twice annually since 1958, but this is the second meeting with both teams top-20 ranked.
- Baylor is 61-80 in the series, including a 38-27 mark in Waco and a 22-13 mark in the Scott Drew era.
- Baylor is 22-9 vs. Texas Tech since 2006, including a 13-2 record in Waco in that span.

**THIS SEASON VS. TEXAS TECH**

- Baylor held No. 15 Texas Tech to a season-low 18 first-half points, but the Bears trailed 45-44 with 7:14 left before going on a 17-6 run over the next 4:23 to pull away late in a 68-60 win in Lubbock on Jan. 16.
- **Adam Flagler** posted 15 points off the bench, including the go-ahead jumper to spark the late 17-6 run.
- **Davion Mitchell** led the Bears with 17 points, while **MaCio Teague** added 14 points.
- **Jared Butler** scored his only 7 points over a 70-second stretch in the final 5 minutes, including a pair of 3-pointers.

**ONE OF THE GREATEST REBUILDS IN NCAA HISTORY**

- **Scott Drew** became Baylor head coach in 2003, starting of one of the greatest rebuilds in NCAA history.
- Drew was named 2020 NBC Sports National Coach of the Year and 2017 Basketball Times National COY.
- Drew is now in his 18th season at Baylor and is the school’s all-time wins leader (362).
- Drew is coaching his 577th game at Baylor (362-214). His .628 winning pct. is best in BU history among coaches with 40+ games, and he’s the program’s all-time wins leader with 161 more victories than any other coach.
- Baylor has a .693 winning percentage (328-145) since Drew’s first year with no scholarship restrictions in 2007-08 and a .707 winning percentage (237-98) over the last 10 seasons since 2011-12.
- Drew (50) is the youngest of 12 coaches nationally to take his current program to four Sweet 16s since 2010.
- Baylor is playing its 263rd game as a ranked team in Drew’s 18 seasons. BU was ranked in 2 of 2,197 games over the program’s first 97 seasons prior to Drew. Since 2008-09, BU has been ranked in 260 of 442 games.
- BU is 1 of 5 Power-5 schools (Duke, Kentucky, Kansas, Michigan State) with 18+ wins in every season since 2008.
- In Drew’s first 17 seasons at Baylor, 44 players have gone on to professional careers.

**DREW IS THIRD BIG 12 COACH TO REACH 150 CONFERENCE WINS**

- **Scott Drew** joined Rick Barnes and Bill Self as the only coaches to reach 150 Big 12 Conference wins on Thursday.
- Drew needed 136 games over 2,940 days for his first 50 Big 12 wins (50-86), 88 games over 1,821 days for his next 50 Big 12 wins (50-38) and only 77 games over 1,493 days for his next 50 Big 12 wins (50-27).
- For the second-consecutive season, Drew is 1 of 10 Naismith Men’s Coach of the Year semifinalists.

**TWO NAISMITH DEFENSIVE PLAYER OF THE YEAR SEMIFINALISTS**

- For the second straight season, Baylor is the only team with two Naismith Defensive Player of the Year semifinalists.
- **Davion Mitchell** and **Mark Vital** have been semifinalists two straight years, and Vital was a finalist last year.
- “The nation’s best on-ball defender,” **Mitchell** has earned the nickname “Off Night” for his habit of forcing the player he’s defending into having an off night. He ranks 2nd in the Big 12 with 2.0 steals per game.
- “The nation’s more versatile defender,” **Vital** has earned a reputation for his ability to guard any position the floor.

**BUTLER AND TEAGUE FINALISTS FOR POSITIONAL AWARDS**

- **Jared Butler** and **MaCio Teague** have been named finalists for Basketball Hall of Fame Starting 5 Awards.
- **Butler** is 1 of 5 finalists for the Bob Cousy Point Guard of the Year Award. He is up against Illinois’ Ayo Dosunmu, OSU’s Cade Cunningham, Gonzaga’s Jalen Suggs and Villanova’s Collin Gillespie.
- **Butler** has led the Bears to a 6-0 record vs. the teams of the other finalists over the last 2 seasons.
- **Teague** is 1 of 5 finalists for the Jerry West Shooting Guard of the Year Award. He is up against Gonzaga’s Joel Ayayi, Houston’s Quentin Grimes, Iowa’s Joe Wieskamp and Oregon’s Chris Duarte.
- Among the 5 finalists, **Teague** leads in career points per game, assists, steals, 3-pointers, free throws and FT%.

**BUTLER A NATIONAL PLAYER OF THE YEAR CANDIDATE**

- **Jared Butler** is a Bob Cousy Point Guard Award finalist (1 of 5) and a Naismith Trophy Semifinalist (1 of 10), and he’s on the Wooden Award Late Season 20 and Lute Olson Award midseason watch list.
- Regarded as “the nation’s best 2-way player,” Butler was also 1 of 15 on the Naismith Defensive POY watch list.
- Butler leads the Big 12 Conference in steals (2.2), 3FG% (.443) and 3FGs made (2.8). He ranks 3rd in the league in scoring (17.1), 3rd in assists (5.0), 3rd in FG% (.487) and 5th in assist-to-turnover ratio (1.79).
- Butler has posted 20-point games on the road against 8 of 9 Big 12 opponents over the last 2 seasons.
- Butler is on track to graduate in May, less than 3 years after enrolling at Baylor in August 2018. He also serves as a student-athlete representative on the NCAA Division I Men’s Basketball Oversight Committee.

**BIG 12 INDIVIDUAL RANKINGS (THRU 3/5/21)**

- **Jared Butler** – 1st steals (2.2), 1st 3FG% (.443), 1st 3FGs (2.8), 2nd assists (5.0), 3rd scoring (17.1), 3rd FG% (.487), 5th A-T ratio (1.79), 3rd 20-point games (8)
- **Davion Mitchell** – 1st assists (5.6), 2nd steals (2.0), 2nd A-T ratio (2.19), 2nd FG% (.505), 6th 3FGs (2.2), 14th scoring (13.6), 15th minutes (32.3)
- **MaCio Teague** – 8th scoring (14.9), 5th FG% (.467)
- **Jonathan Tchamwa Tchatchoua** – 13th rebounds (5.6), 15th blocks (0.8), 11th offensive reb. (2.0)
- **Mark Vital** – 6th blocks (1.1), 10th rebounds (5.9), 11th steals (1.3), 5th offensive reb. (2.5)
- **Adam Flagler** – 15th 3FGs (1.8), 1st scoring among reserves (9.8)
- **Matthew Mayer** – 14th steals (1.2)



**SCOTT DREW**  
HEAD COACH  
18TH SEASON AT BAYLOR

**THE DREW FILE**

**PERSONAL**

**Birthdate:** Oct. 23, 1970  
**Birthplace:** Kansas City, Mo.  
**Family:** Wife, Kelly; daughter Mackenzie, sons Peyton and Brody

**EDUCATION**

**College:** Butler, 1993; Valparaiso, 1994 (Master’s)

**COACHING EXPERIENCE**

1993-01 Valparaiso (assistant coach)  
2001-02 Valparaiso (associate head coach)  
2002-03 Valparaiso (head coach)  
**2003-pres. Baylor (head coach)**

**THE DREW WORKSHEET**

YEAR	SCHOOL	OVERALL	CONF.
2002-03	Valparaiso	20-11	12-2
2003-04	Baylor	8-21	3-13
2004-05	Baylor	9-19	1-15
2005-06†	Baylor	4-13	4-12
2006-07	Baylor	15-16	4-12
2007-08	Baylor <sup>1</sup>	21-11	9-7
2008-09	Baylor <sup>2</sup>	24-15	5-11
2009-10	Baylor <sup>1</sup>	28-8	11-5
2010-11	Baylor	18-13	7-9
2011-12	Baylor <sup>1</sup>	30-8	12-6
2012-13*	Baylor <sup>2</sup>	23-14	9-9
2013-14	Baylor <sup>1</sup>	26-12	9-9
2014-15	Baylor <sup>1</sup>	24-10	11-7
2015-16	Baylor <sup>1</sup>	22-12	10-8
2016-17	Baylor <sup>1</sup>	27-8	12-6
2017-18	Baylor <sup>2</sup>	19-15	8-10
2018-19	Baylor <sup>1</sup>	20-14	10-8
2019-20	Baylor <sup>3</sup>	26-4	15-3
2020-21	Baylor	20-1	12-1
<b>TOTAL</b>	<b>19th season</b>	<b>382-225</b>	<b>162-153</b>
<b>BAYLOR</b>	<b>18th season</b>	<b>362-214</b>	<b>150-151</b>

† Baylor played no non-conference schedule due to NCAA sanctions.  
\* Two of Baylor’s wins were credited to interim head coach Jerome Tang.  
<sup>1</sup> NCAA Tournament Appearances | <sup>2</sup> NIT Appearances | <sup>3</sup> COVID-19 pandemic

**DREW VS. 2020-21 OPPONENTS**

OPPONENT	CAREER
Alcorn State .....	3-0
Arkansas-Pine Bluff .....	2-0
Auburn.....	2-0
Central Arkansas .....	3-0
Illinois.....	1-1
Iowa State.....	18-13
Louisiana-Lafayette.....	2-0
Kansas .....	6-26
Kansas State .....	15-16
Oklahoma .....	15-22
Oklahoma State.....	21-16
SFA .....	3-2
Texas .....	18-21
TCU.....	14-4
Texas Tech.....	21-13
Washington.....	1-1
West Virginia .....	12-8
<b>CAREER W-L TOTAL.....</b>	<b>382-225</b>



**MISCELLANEOUS STATISTICS**

Current Streak.....	Won 2
Current Home Streak.....	Won 12
Current Road/Neutral Streak.....	Won 1
Last Win.....	March 4 vs. Oklahoma State (81-70)
Last Home Win.....	March 4 vs. Oklahoma State (81-70)
Last Away Win.....	March 2 at #6 West Virginia (94-89)
Last Loss.....	Feb. 27 at #17 Kansas (58-71)
Last Home Loss.....	Feb. 22, 2020 vs. #3 Kansas (61-64)
Last Away Loss.....	Feb. 27 at #17 Kansas (58-71)

**2020-21 RECORD BY STARTING LINEUP**

Mitchell (g), Butler (g), Teague (g), Vital (f), Thamba (f)..... 20-1

**RECORD WHEN...**

	2020-21		DREW
	ALL	B12	ERA
Leading or tied at halftime	17-0	9-0	294-48
Trailing at halftime	3-1	3-1	70-166
Shoot 50 percent or higher	11-0	6-0	166-12
Shoot lower than 50 percent	9-1	6-1	198-202
Shoot higher pct than opponent	17-0	9-0	312-29
Shoot lower percentage than opp	3-1	3-1	52-185
Opp. shoot lower than 50 percent	17-0	10-0	341-115
Opp. shoot 50 percent or higher	3-1	2-1	23-99
Score fewer than 60 points	0-1	0-1	16-51
Score 60-plus points	20-0	12-0	348-163
Score 70-plus points	18-0	10-0	300-69
Score 80-plus points	14-0	6-0	153-12
Score 90-plus points	7-0	3-0	66-3
Score 100-plus points	4-0	2-0	25-0
Opp. score fewer than 50 points	2-0	1-0	38-1
Opp. score fewer than 60 points	6-0	2-0	135-9
Opp. score fewer than 70 points	14-0	9-0	260-55
Opp. score fewer than 80 points	18-1	11-1	343-145
Opp. score 80-plus points	2-0	1-0	21-69
Opp. score 90-plus points	0-0	0-0	3-19
More rebounds than opponent	13-0	7-0	272-80
Equal/fewer rebounds than opp.	6-1	4-1	91-134
Fewer turnovers than opp.	16-1	9-1	193-71
Equal/more turnovers than opp.	4-0	3-0	171-143
Games decided by 5 or fewer pts	2-0	2-0	74-63
OT games	1-0	1-0	20-5
Games as AP ranked team	20-1	12-1	194-68
Games vs. AP ranked opponents	6-1	5-1	53-101
Games following a loss	2-0	1-0	112-96
Games following a win	18-1	11-1	251-118
More points in paint than opp.	14-0	8-0	257-86
Equal/fewer pts in paint than opp.	6-1	4-1	107-128
More points off TO than opp.	17-1	10-1	227-74
Equal/fewer pts off TO than opp.	3-0	2-0	137-140
More bench points than opp.	16-0	8-0	217-108
Equal/fewer bench points than opp.	4-1	4-1	147-106
More 2nd-chance points than opp.	17-0	10-0	217-110
Equal/fewer 2nd-ch. pts than opp.	3-1	2-1	147-104
Playing in November	2-0	0-0	79-15
Playing in December	6-0	1-0	84-19
Playing in January	8-0	7-0	84-63
Playing in February	2-1	2-1	69-71
Playing in March	2-0	2-0	46-45
Playing in April	0-0	0-0	2-1

**NATION'S-BEST 12-2 VS. RANKED TEAMS OVER LAST TWO SEASONS**

- Baylor is 12-2 against AP Top-25 ranked teams over the last two seasons. BU became the first team since Indiana in 1974-76 to win 10 of 11 games against ranked opponents before the Feb. 27 loss at Kansas ended the run.
- The 12-2 record includes 7-1 away from home, with neutral wins vs. #17 Villanova (Nov. 2019) and #5 Illinois (Nov. 2020) and road wins at #22 Texas Tech (Jan. 2020), at #4 Kansas (Jan. 2020), at #15 Texas Tech (Jan. 2021), at #6 Texas (Feb. 2021) and at #6 West Virginia (March 2021).
- BU is 5-1 at home vs. ranked teams in the last 2 seasons – wins vs. #12 Arizona (Dec. 2019), #18 Butler (Dec. 2019), #14 West Virginia (Feb. 2020), #9 Kansas (Jan. 2021) and #17 Oklahoma State (March 2021) and the lone loss by 3 points to #3 Kansas (Feb. 2020).

**THIRTY-FIVE WINS VS. RANKED TEAMS IN LAST SEVEN SEASONS**

- Baylor has gone 35-34 against ranked teams since the start of the 2014-15 season (12-2 last 2 seasons).
- BU is 53-74 against AP-ranked teams since 2007-08 after going 17-122 in the program's first 101 seasons.
- Baylor has won multiple games vs. AP Top 25 teams in each of the last 14 seasons (including this season).
- The Bears have defeated at least five ranked teams in six of the last eight seasons.

**TWENTY-SIX STRAIGHT WEEKS AP TOP-5 RANKED**

- BU is ranked No. 3 in the March 1 AP Top 25, extending its school-record streak to 26 straight weeks top-5 ranked. The Bears were top-5 ranked in 12 total weeks in program history prior to the current streak.
- Baylor has been in the AP Top 25 a school-record 35-straight weeks, which is the nation's 3rd-longest active streak behind only Gonzaga (93) and Villanova (38).
- Baylor's 5-week streak at No. 1 last season was the longest since Kentucky in 2015.

**ONE OF FOUR PROGRAMS RANKED NO. 1 THREE TIMES SINCE 2017**

- Baylor joins Duke, Gonzaga and Kansas as the only programs ranked No. 1 in three seasons since 2017.
- BU was No. 1 for the first time on Jan. 9, 2017, spent five weeks ranked No. 1 in 2020 and was No. 1 in the preseason and week 1 coaches' polls this year. All told, BU has been No. 1 for eight weeks since 2017.
- The Bears have been ranked in 24 of 25 AP Top 25 spots during the Drew era (all since 2008). The only spot Baylor hasn't been ranked in the AP poll is No. 8.

**"OFF NIGHT" MITCHELL MAKING CASE FOR ALL-AMERICAN**

- **Davion Mitchell** is averaging 15.2 ppg in Big 12 play, up from 11.0 ppg in non-conference play.
- In conference games, Mitchell ranks 2nd in the Big 12 in 3FG% (.427), 3rd in FG% (.484), 5th in steals (1.7), 4th in 3-pointers made (2.5), 4th in assists (4.3), 4th in ast-to ratio (1.65), 9th in scoring (15.2) and 7th in minutes (34.7).
- Mitchell's last 7 games: 17.9 ppg, 50% 3FGs (23-of-46), 5.0 app, 2.92 assist-to-turnover ratio (35 ast/12 TOs).
- Regarded as "the nation's best on-ball defender," Mitchell is 1 of 10 semifinalists for Naismith Defensive POY.
- Mitchell has started all 51 games at BU after coming off the bench in all 34 games as an Auburn freshman (2017-18).
- Baylor is 46-5 with Mitchell in the lineup, including a league-best 27-4 mark in Big 12 play over the last 2 seasons.
- When Mitchell has played 20+ minutes, his collegiate teams are 58-5 (12-0 at Auburn, 46-5 at Baylor).
- When Mitchell scores 10+ points, his collegiate teams are 30-2 (2-0 at Auburn, 28-2 at Baylor).

**TEAGUE LOOKING FOR FOURTH ALL-CONFERENCE SEASON**

- **MaCio Teague** has earned all-conference honors in all 3 collegiate seasons – All-Big South First Team in 2017 and 2018 at UNC Asheville and All-Big 12 Second Team in 2020 at Baylor.
- Teague ranks 8th in the Big 12 in scoring (14.9) and 5th in the league in field goal percentage (.467).
- Teague is the nation's only active player with 1,500+ career points (1,779), 500+ rebounds (517), 250+ assists (264), 125+ steals (135) and 250+ made 3-pointers (261).
- The Bears have gone 46-5 since Teague's first game at Baylor, including 27-4 in Big 12 play.
- Teague has started all but 3 games (Nov. 20, 2016, Feb. 18, 2020, Feb. 22, 2020) in his career.
- Baylor is 39-2 when Teague scores 10+ points and 15-1 when he leads the team in scoring.

**VITAL TO BEARS' SUCCESS**

- **Mark Vital** is back after being named one of 4 Naismith Defensive Player of the Year Award finalists in 2020.
- "The nation's most versatile defender" Vital is again among 10 semifinalists for Naismith Defensive POY.
- Vital has played in 44 career Big 12 wins (44-22), passing A.J. Walton (39-29) for the school record.
- He was named to the 2020 All-Big 12 Third Team and was a unanimous 2020 All-Defensive Team selection.
- Vital posted a career-high 19 points on 8-of-9 from the field in the Jan. 23 win at Oklahoma State.
- In Baylor's Nov. 29, 2020 game vs. Washington, Vital's 15 rebounds matched all Washington players combined (15). That was the second time Vital accomplished the feat, after doing so for the first time at Arizona in 2018.

**TCHAMWA TCHATCHOUA PROVIDING SPARK OFF BENCH**

- **Jonathan Tchamwa Tchatchoua** missed the Feb. 23 game vs. Iowa State due to COVID protocols, but he has played 11+ minutes off the bench in every other game this season, including 11 games with 20+ minutes.
- "Every Day Jon" has had at least 6 points and 4 rebounds in 13 of 19 games played this year.
- Tchamwa Tchatchoua has made 48% of his FGs on dunks (28-of-58), including all 5 in the win over Washington.
- Tchamwa Tchatchoua 13th in the Big 12 with 5.6 rebounds per game and 15th with 0.8 blocks per game.

## BENCH TRIO SCORING WITH EFFICIENCY

- Adam Flagler, Matthew Mayer and LJ Cryer give the Bears a trio of efficient shooters off the bench.
- All 3 are shooting at least 41% from 3-point range – Mayer (.449), Flagler (.420), Cryer (.410) – and combined they've shot .426 from behind the arc (72-of-169) and averaged 3.4 made 3-pointers per game.
- Flagler has scored in double-figures in 10 of 19 games played this season, including six games with 15+ points, Mayer has 10+ points in 9 of 21 games, and Cryer has twice scored 15+ points off the bench.
- Flagler has made at least one 3-pointer in 50 of 55 collegiate games. He's made multiple 3-pointers in 43 of 55 career games, including 27 games with 3+ made treys.
- Mayer has scored in double-figures in 8 of the last 16 games and has 3 games this season with 15+ points. He's shooting 56% inside the arc (46-82) and is 2nd on the team with 22.8 points per 40 minutes.
- Cryer has made a 3-pointer in 8 of 10 games with an attempt and is shooting .410 from 3-point range.

## BEARS INK HIGHEST-RANKED RECRUITING CLASS IN PROGRAM HISTORY FOR 2021-22

- Baylor signed the highest-ranked recruiting class in program history in November, inking a trio of top-40 recruits for the 2021-22 season. BU's 2021 recruiting class was ranked No. 4 nationally by ESPN.
- The Bears signed 5-star forward Kendall Brown, 4-star guard Langston Love and 4-star forward Jeremy Sochan.
- Brown is ranked No. 12 nationally, Love is ranked No. 23 nationally and Sochan is ranked No. 40 nationally.
- Brown attends Sunrise Christian Academy in Bel Aire, Kan. and is a Cottage Grove, Minn. native.
- Love attends Montverde Academy in Florida and is a University City, Texas native.
- Sochan attends Orange Academy in Germany and is a Southampton, United Kingdom native. He debuted Feb. 20 for the Poland Senior National Team, becoming the youngest Polish National Team player in program history.

## BREAKTHROUGH IN BIG 12

- BU is 126-81 in Big 12 play in 12 seasons since 2010 after going 59-149 in the league's first 13 seasons.
- BU is 140-98 in Big 12 play in 14 seasons since 2008 after going 45-131 in the league's first 11 seasons.
- Baylor is 48-41 in Big 12 road games since 2012, second-best in the league behind only Kansas (58-32).
- BU has won 8+ Big 12 games in 10 straight seasons after winning 8+ just 3 times in the league's first 15 years.
- BU has double-digit Big 12 wins in 6 of the last 7 years and 8 of the last 12 seasons. BU didn't reach double-digit Big 12 wins in any of its first 13 years in the league before reaching 10+ for the first time since 2010.

## SECOND-MOST WINS AMONG BIG 12 TEAMS SINCE 2011-12

- Baylor's 237-98 record since 2011-12 trails only Kansas (283-71) among Big 12 teams (thru 3/5/21).
- West Virginia (210-126) is 3rd, Iowa State (197-133) is 4th, Oklahoma (194-126) is 5th, Kansas State (189-141) is 6th, Texas (186-142) is 7th, Oklahoma St. (180-142) is 8th, Texas Tech (176-146) is 9th and TCU (164-162) is 10th.
- Baylor has averaged 24.1 wins per season over the last nine full seasons since 2011-12.

## FOUR ALL-BIG 12 PLAYERS RETURN

- All five Baylor starters were named to 2020 All-Big 12 teams, making BU the first team in the league's 24-year history with five players on All-Big 12 teams, and four of those players returned for the 2020-21 season.
- Jared Butler became Baylor's first underclassman named first-team All-Conference since Terry Teagle in 1980, and he was named a consensus third-team All-American. He's the Bears' first AP Preseason All-American.
- MaCio Teague has been all-conference in all three of his previous seasons. He was a first-team All-Big South honoree while at UNC Asheville in 2017 and 2018 and earned second-team All-Big 12 honors in 2020.
- Mark Vital and Davion Mitchell were both third-team All-Big 12 and Big 12 All-Defensive Team choices.

## PROTECTING HALFTIME LEADS

- BU is 71-5 in its last 76 games when leading at halftime – 17-0 in 2021, 21-2 in 2020, 15-3 in 2019 and 15-0 in 2018.
- Baylor has won 90% of its games (186-21) when leading at the half in the last 10 seasons (17-0 in 2021, 21-2 in 2020, 15-3 in 2019, 15-0 in 2018, 18-3 in 2017, 18-2 in 2016, 21-7 in 2015, 18-2 in 2014, 17-1 in 2013 and 26-1 in 2012).
- BU has won 40% of games in which its been tied or trailing at the half since 2011-12, going 51-77 in those.

## PROGRAM HIGHLIGHTS

- Drew is in his 18th season at Baylor and is the school's all-time wins leader (362).
- Baylor has had a nation-leading four players selected in the NBA Draft since 2010 who weren't ranked in the ESPN100 out of high school – Quincy Acy, Ekpe Udoh, Pierre Jackson and Taurean Prince.
- Drew has graduated 52 players during his Baylor tenure, averaging 3 graduates per season.
- The Bears have advanced to postseason play in a school-record eight straight seasons (6 NCAA, 2 NIT).
- Baylor is 23-4 in regular-season tournaments since 2013-14, including 4 regular-season tournament titles.
- Drew has won 20+ games in 12 of the last 14 years – the Bears had 3 seasons of 20+ wins prior to his arrival.

## 44 PRO PLAYERS IN DREW ERA

- In Scott Drew's 17 years at Baylor, 44 of his players have gone on to professional careers.
- Six of Drew's players have been in the NBA recently, and they all graduated from Baylor – Quincy Acy (Suns), Johnathan Motley (Suns), Royce O'Neale (Jazz), Taurean Prince (Cavs), Ekpe Udoh (Jazz) and Freddie Gillespie (Mavs).

## DOUBLE-FIGURE GAMES

POINTS	20-21	CAREER
MaCio Teague	19	95 (54 at UNC Asheville)
Jared Butler	18	61
Davion Mitchell	15	32 (2 at Auburn)
Adam Flagler	10	42 (32 at Presbyterian)
Matthew Mayer	9	19
J. Tchamwa Tchatchoua	5	6 (1 at UNLV)
LJ Cryer	2	2
Mark Vital	1	25
Flo Thamba	1	2
Jordan Turner	1	1
Zach Loveday	1	1

REBOUNDS	20-21	CAREER
Mark Vital	3	15
J. Tchamwa Tchatchoua	2	4 (2 at UNLV)
MaCio Teague	1	5 (3 at UNC Asheville)
Flo Thamba	1	1

DOUBLE-DOUBLES	20-21	CAREER
MaCio Teague	1	5 (3 at UNC Asheville)
J. Tchamwa Tchatchoua	1	2 (1 at UNLV)
Davion Mitchell	1	2
Jared Butler	1	1
Mark Vital	–	2

20+ POINTS	20-21	CAREER
Jared Butler	8	18
Davion Mitchell	4	4
MaCio Teague	3	26 (20 at UNC Asheville)
Adam Flagler	1	11 (10 at Presbyterian)

30+ POINTS	20-21	CAREER
Jared Butler	1	3
Davion Mitchell	1	1
MaCio Teague	–	2 (2 at UNC Asheville)

## ACTIVE STREAKS

## CONSECUTIVE STARTS

71	Jared Butler
51	Davion Mitchell
26	MaCio Teague
22	Mark Vital
21	Flo Thamba

## CONSECUTIVE GAMES PLAYED

85	Jared Butler
85	Davion Mitchell (34 at Auburn)
55	Matthew Mayer
26	MaCio Teague
23	Flo Thamba
22	Mark Vital
15	Adam Flagler
3	Jonathan Tchamwa Tchatchoua

## CONSECUTIVE GAMES WITH 3-POINTER

11	Jared Butler
10	Davion Mitchell
3	MaCio Teague
2	Matthew Mayer

## CONSECUTIVE GAMES WITH 10+ POINTS

7	MaCio Teague
3	Davion Mitchell
2	Jared Butler, Matthew Mayer

**LARGEST LEADS & DEFICITS**

	W/L	HALFTIME SCORE	HALFTIME MARGIN	LARGEST LEAD	LARGEST DEFICIT
vs. Louisiana	W	112-82	+13 (53-40)	+33	-4
vs. Washington	W	86-52	+14 (38-24)	+37	—
vs. #5 Illinois	W	82-69	+1 (31-30)	+16	-2
SFA	W	83-52	+16 (38-22)	+37	-2
at K-State	W	100-69	+29 (56-27)	+32	—
<b>UAPB</b>	W	99-42	+43 (55-12)	+58	—
Central Ark.	W	93-56	+18 (53-35)	+43	—
Alcorn St.	W	105-76	+32 (59-27)	+44	-4
at Iowa St.	W	76-65	+4 (36-32)	+13	-3
Oklahoma	W	76-61	+17 (42-25)	+19	—
at TCU	W	67-49	-1 (27-28)	+18	-4
at #15 TTU	W	68-60	+8 (26-18)	+10	-3
#9 Kansas	W	77-69	+13 (41-28)	+16	—
at Oklahoma St.	W	81-65	-4 (32-36)	+18	-9
K-State	W	107-59	+28 (56-24)	+52	—
Auburn	W	84-72	+5 (35-30)	+21	-2
at #6 Texas	W	83-69	+7 (41-34)	+15	-2
Iowa St.	W	77-72	-5 (32-37)	+5	-17
at #17 Kansas	L	58-71	-3 (30-33)	+4	-13
at #6 WVU	W	94-89 OT	+4 (35-31)	+12	-7
#17 Oklahoma St.	W	81-70	+11 (42-31)	+14	-1

**GAME TRENDS**

	W/L	SCORE	TIME LEADING	TIME TRAILING	TIME TIED
vs. Louisiana	W	112-82	37:27	1:32	1:01
vs. Washington	W	86-52	38:15	—	1:45
vs. #5 Illinois	W	82-69	24:48	6:43	8:29
SFA	W	83-52	36:56	0:54	2:10
at K-State	W	100-69	39:20	—	0:40
<b>UAPB</b>	W	99-42	38:51	—	1:09
Central Ark.	W	93-56	39:41	—	0:19
Alcorn State	W	105-76	35:59	2:40	1:21
at Iowa St.	W	76-65	34:53	1:33	3:34
Oklahoma	W	76-61	39:25	—	0:35
at TCU	W	67-49	31:06	5:45	3:09
at #15 TTU	W	68-60	30:14	4:47	4:59
#9 Kansas	W	77-69	39:43	—	0:17
at Oklahoma St.	W	81-65	16:11	20:26	3:23
K-State	W	107-59	37:55	—	2:05
Auburn	W	84-72	35:27	1:01	3:32
at #6 Texas	W	83-69	36:45	1:08	2:07
Iowa St.	W	77-72	4:01	33:39	2:20
at #17 Kansas	L	58-71	4:49	31:53	3:18
at #6 WVU	W	94-89 OT	25:50	15:11	3:59
#17 Oklahoma St.	W	81-70	38:42	0:58	0:20
<b>TOTAL</b>			<b>666:18</b>	<b>128:10</b>	<b>50:32</b>

**BIG 12'S SECOND-BEST ROAD MARK SINCE 2012**

- Baylor is 48-41 in Big 12 road games since 2012, 2nd-best in the league behind only Kansas (thru 3/5/21).
  - BU is 39-32 in Big 12 road games since 2014, which is also second-best in the league behind only Kansas.
- |                                   |                                  |
|-----------------------------------|----------------------------------|
| <b>LAST 10 YEARS (2012-PRES.)</b> | <b>LAST 8 YEARS (2014-PRES.)</b> |
| Kansas — 58-32                    | Kansas — 46-27                   |
| Baylor — 48-41                    | Baylor — 39-32                   |
| West Virginia — 33-47             | West Virginia — 30-41            |
| Kansas State — 32-57              | Texas — 24-46                    |
| Texas — 29-59                     | Oklahoma — 24-47                 |
| Oklahoma — 28-62                  | Kansas State — 21-50             |
| Oklahoma State — 27-63            | Oklahoma State — 21-52           |
| Iowa State — 26-63                | Texas Tech — 20-51               |
| Texas Tech — 21-68                | Iowa State — 19-52               |
| TCU — 12-69                       | TCU — 12-60                      |

**BU DEFEATS OKLAHOMA STATE FOR SIXTH RANKED WIN OF SEASON**

- Baylor controlled throughout in an 81-70 win over No. 17 Oklahoma State in Waco on March 4.
- The Bears built an 11-point halftime lead and led for 38:42 of game time, never trailing by more than 1 point.
- **Jared Butler** led with 22 points, while **Matthew Mayer** added a season-high 19 points off the bench.
- Baylor's three starting guards combined for 17 assists – **Davion Mitchell** (7), **Butler** (5) and **MaCio Teague** (5).

**BEARS CLINCH FIRST CONFERENCE TITLE IN 71 YEARS IN OT WIN AT NO. 6 WEST VIRGINIA**

- Baylor clinched its first conference title since 1950 by earning a dramatic 94-89 overtime victory at No. 6 West Virginia on March 2. The win improved the Bears to 4-0 vs. AP Top 10 teams this season.
- The Bears trailed 50-43 with 13:54 left, but the Bears regained the lead with a 12-4 run.
- BU was led by 25 points from **Jared Butler**, while **Davion Mitchell** added 20 and **Matthew Mayer** had 18.
- Butler sent the game to OT with a driving layup with 2 seconds left and Mitchell put the Bears in front for good on a layup with 57 seconds left in overtime. The Bears held WVU to 1 point in the final 2 minutes of OT.

**BU SUFFERS FIRST LOSS OF SEASON AT NO. 17 KANSAS**

- Baylor suffered its first loss of the season on Feb. 27 at No. 17 Kansas, 71-58. It was the first time BU trailed inside the final 4 minutes of a game this season and ended the 2nd-longest winning streak in BU history at 18.
- The Bears were held to a season-low 58 points, 9 points fewer than any previous game.
- BU was 6-of-26 on 3-pointers and 6-of-16 on free throws, but committed the fewest turnovers of the Drew era (3).

**BEARS RETURN AFTER 21 DAYS, OVERCOME 17-POINT DEFICIT TO BEAT IOWA STATE**

- Baylor played its first game in 21 days on Feb. 23 vs. Iowa State. The Bears fell behind 32-15 with 6:20 left in the first half, but they cut the deficit to 5 points at half and rallied to win 77-72.
- The 5-point win was the first time Baylor won by fewer than 8 points all season and the first time the Bears didn't lead throughout the final 7 minutes of a game all season. BU took its first lead with 4:26 left and didn't trail again.
- **Adam Flagler** stepped up with 22 points off the bench, and **Mark Vital** had 15 rebounds and 3 blocks.

**BU PREVAILS IN TOP-10 BATTLE AT TEXAS**

- Baylor pulled away for an 83-69 win at No. 6 Texas on Feb. 2, matching the best start in program history at 17-0.
- **Davion Mitchell** posted 27 points, while **Jared Butler** added 21 points and 4 steals.
- The Bears shot a blistering 59% from the field and won despite Texas shooting 55%, including 46% on 3FGs.

**BENCH SPARKS BEARS PAST AUBURN IN BIG 12/SEC CHALLENGE**

- BU used a 20-7 second-half run to pull away in an 84-72 win over Auburn on Jan. 30 in the Big 12/SEC Challenge.
- **Adam Flagler** posted a game-high 19 points off the bench, while **Matthew Mayer** added 13 points, including 10 points as part of the 20-7 run. **Jared Butler**, **Davion Mitchell** and **MaCio Teague** combined for 44 points.

**BEARS TOP 100 AGAIN IN SWEEP OF K-STATE**

- Baylor cruised to a 107-59 victory over K-State on Jan. 27. BU also scored 100 in the win in Manhattan earlier in the season, and those two wins are the only times a Bruce Weber-coached team has allowed 100+ points.
- This was the second time in BU history to score 100 points twice in a season vs. an opponent (1979 vs. TCU).
- It was BU's most points in regulation of a Big 12 game and 2nd-largest margin-of-victory in a conference game.
- **Davion Mitchell** posted a career-high 31 points, including 22 points in just 12 second-half minutes.

**STRONG SECOND HALF THE DIFFERENCE IN WIN AT OKLAHOMA STATE**

- Baylor trailed 34-25 late in the first half, the first time the Bears faced a deficit greater than 4 points all season, but the Bears turned up the intensity in the second half and pulled away for an 81-66 win at Oklahoma State on Jan. 23.
- BU trailed 50-48 with 12 minutes left, then went on a 19-1 run and led by double-digits the rest of the way.
- **Jared Butler** hit 3-pointers on 3-consecutive trips to turn a 3-point lead into a 12-point lead with 8 minutes left.
- Butler finished with 22 points, while **Mark Vital** had a career-high 19 points on 8-of-9 from the field.

**BUTLER'S 30 LEAD BEARS PAST NO. 9 KANSAS**

- Baylor jumped out to an 11-2 lead and led wire-to-wire in a 77-69 victory over No. 9 Kansas on Jan. 18.
- The Bears got 30 points from **Jared Butler**, who made 7-of-9 from 3-point range and added 8 assists.
- BU took a 41-28 halftime lead and led by at least 5 points for the final 36 minutes of game time.
- **Mark Vital** contributed 10 rebounds and a highlight-reel block, while **MaCio Teague** added 13 points.

**DEFENSE STANDS TALL, OFFENSE SHINES LATE IN ROAD WIN AT NO. 15 TEXAS TECH**

- Baylor held No. 15 Texas Tech to a season-low 18 first-half points, but the Bears trailed 45-44 with 7:14 left before going on a 17-6 run over the next 4:23 to pull away late in a 68-60 win in Lubbock on Jan. 16.
- **Adam Flagler** posted 15 points off the bench, including the go-ahead jumper to spark the late 17-6 run.
- **Davion Mitchell** led the Bears with 17 points, while **MaCio Teague** added 14 points.
- **Jared Butler** scored his only 7 points over a 70-second stretch in the final 5 minutes, including a pair of 3-pointers.

**BEARS SHAKE OFF SLOW START TO RECORD ROAD WIN AT TCU**

- Baylor faced a halftime deficit for the first time all season after Mike Miles hit a buzzer-beating 60-footer to give TCU a 28-27 lead at the break, but the Bears responded and led for the final 19:39 in a 67-49 win over TCU on Jan. 9.
- The Bears shot just 1-of-10 from 3-point range in the first half, but went 5-of-9 in the second half. Baylor's defense held TCU to 33% shooting in both halves and forced 22 turnovers.

**BU HOLDS SOONER OFFENSE IN CHECK FOR 10TH-STRAIGHT WIN**

- Baylor jumped out to a 16-2 lead and Oklahoma never got closer than 5 points the rest of the way, as the Bears held the Sooners to a season-low scoring output in a 76-61 win on Jan. 6 in Waco.
- BU's bench out-scored OU's 40-9, led by 16 points from **Matthew Mayer** and 15 points from **Adam Flagler**.

**BEARS FIGHT FOR TOUGH ROAD WIN AT IOWA STATE**

- Despite season-lows of 76 points and 10 assists, BU held on for a hard-fought 76-65 win at Iowa State on Jan. 2.
- Baylor committed 17 turnovers, but forced 21 ISU turnovers. BU shot a season-worst 4-for-19 from distance.
- **Jared Butler** led BU with 21 points, 5 assists and 4 steals, while Mitchell and Teague added 13 points apiece.

**BU TOPS CENTURY MARK FOR THIRD TIME IN WIN OVER ALCORN**

- Playing its second game in as many days, the Bears rolled to a 105-76 win over Alcorn State on Dec. 30.
- The Bears' three starting guards combined for 45 points (13-22 FGs, 13-13 FTs), 16 assists and only 4 turnovers, led by **Davion Mitchell**, who posted his second-career double-double with 10 points and 10 assists.
- Six Bears scored in double-figures, including career-highs of 10 points for **Jordan Turner** and **Zach Loveday**.

**BEARS ROAR BACK FROM BREAK IN WIN OVER CENTRAL ARKANSAS**

- Baylor returned from its Christmas break with a 93-56 win over Central Arkansas on Dec. 29.
- The Bears posted 25 assists against only 10 turnovers, including a career-high 12 assists from **Davion Mitchell**.
- **Jonathan Tchamwa Tchatchoua** had his first double-double of the season with 13 points and 11 boards.

**BENCH TAKES CARE OF BUSINESS VS. UAPB**

- Baylor's bench scored more points than the entire UAPB team in the Bears' 99-42 win on Dec. 21. The BU bench out-scored UAPB's bench 55-0, with a team-high 15 points from freshman **LJ Cryer**.
- BU committed only 5 turnovers, forced 23 turnovers and had 25 assists on 37 made field goals.

**NO RUST FOR BU OFFENSE IN BIG 12 OPENER AT K-STATE**

- Despite going 9 days without a game and having only two days of practice before its Big 12 opener at Kansas State, BU rolled to a 100-69 victory on Dec. 19, becoming the first team to score 100 in Manhattan since 1992.
- Two Baylor guards posted double-doubles, with **MaCio Teague's** 23 points and 10 rebounds and **Jared Butler's** 14 points and career-high 13 assists. **Davion Mitchell** added a career-high 20 points.

**BU FORCES 35 TURNOVERS IN DOMINANT WIN OVER SFA**

- Baylor forced a Ferrell Center-record 35 turnovers and rolled to an 83-52 win over SFA in its Dec. 9 home opener.
- The Bears snapped SFA's 18-game winning streak (which was the nation's 2nd-longest active streak) and handed SFA its largest margin-of-defeat in more than two years – a 38-point loss at Miami on Nov. 13, 2018.

**BEARS NOTCH TOP-5 WIN OVER ILLINOIS IN JIMMY V CLASSIC**

- Baylor recorded its first ranked win of the season by beating No. 5 Illinois 82-69 in the Jimmy V Classic on Dec. 2.
- Four BU guards all scored in double-figures and combined for 56 points, led by **Adam Flagler's** 18 off the bench.
- There were 10 lead changes in the game, and score was tied 43-43 with 13:16 left. BU used a 6-0 run to take the lead for good, and put the game away with a 9-0 run over 75 seconds to take a 65-61 lead with 7 minutes left.
- After being out-rebounded 25-18 in the first half, Baylor out-rebounded the Illini 20-10 after the break.

**TWO 30-POINT WINS IN VEGAS TO OPEN SEASON**

- Baylor's season started three days later than expected, but the Bears came out strong scoring 112 points in a 30-point win over Louisiana-Lafayette and then taking down Washington 86-52 the following day.
- The Bears drained 15 treys and had 25 assists on their way to 112 points in the opener vs. Louisiana-Lafayette.
- BU out-rebounded Washington 50-19, with Mark Vital (15) recording as many rebounds as all Washington players combined (15 + 4 team rebounds). It was the second time Vital accomplished that feat (2018-19 at Arizona).

**SCOTT DREW COACHING TREE**

- Three current Division I head coaches took their first DI head coaching jobs after stints on Scott Drew's BU staff.
- **Matthew Driscoll** is in his 12th season as head coach at North Florida after six seasons as a Baylor assistant.
- **Grant McCasland** is in his fourth season as head coach at North Texas. He spent five years as a Baylor assistant before taking over as Arkansas State head coach for one season in 2016-17.
- **Paul Mills** is in his fourth season as head coach at Oral Roberts. He was a member of Drew's original Baylor staff in 2003-04 and spent 14 years with Drew, the final eight as an assistant coach.

**2020-21 SEASON HONORS****JARED BUTLER**

Naismith Trophy Semifinalist (1 of 10)  
 Bob Cousy Point Guard Award Finalist (1 of 5)  
 Wooden Award Late Season Top 20 Watch List  
 Lute Olson Award Midseason Watch List  
 Naismith Trophy Defensive POY Watch List (1 of 15)  
 NCAA National Player of the Week (Jan. 25)  
 Naismith Trophy Player of the Week (Jan. 25)  
 USBWA National Player of the Week (Jan. 26)  
 Big 12 Player of the Week (Jan. 25)  
 Preseason All-America Team (Associated Press)  
 Preseason Big 12 Player of the Year  
 Preseason All-Big 12 Team (unanimous)  
 No. 5 on CBS Sports Top 101 Players in CBB  
 No. 2 on The Athletic's Top 20 Guards in CBB

**SCOTT DREW**

Naismith Men's Coach of the Year Semifinalist (1 of 10)

**DAVION MITCHELL**

Naismith Trophy Defensive POY Semifinalist (1 of 10)  
 Naismith Trophy Midseason Team (1 of 30)  
 Big 12 Player of the Week (Feb. 1)  
 No. 67 on CBS Sports Top 101 Players in CBB  
 No. 10 on The Athletic's Top 20 Guards in CBB

**MACIO TEAGUE**

Jerry West Shooting Guard Award Finalist (1 of 5)  
 Naismith Trophy Preseason Watch List  
 Wooden Award Preseason Top 50 Watch List  
 Preseason All-Big 12 honorable mention  
 No. 24 on CBS Sports Top 101 Players in CBB  
 No. 12 on The Athletic's Top 20 Wings in CBB

**MARK VITAL**

Naismith Trophy Defensive POY Semifinalist (1 of 10)  
 Preseason All-Big 12 honorable mention  
 Karl Malone Power Forward of the Year Watch List  
 No. 71 on CBS Sports Top 101 Players in CBB



**SPECIALTY STATISTICS**

[PP - Paint; POT - Turnovers; 2nd - Second chance; BP - Bench]

[BAYLOR-OPPONENT]				
OPPONENT	PP	POT	2ND	BP
vs. Louisiana-Lafayette	52-40	30-15	19-7	45-4
vs. Washington	34-26	11-9	24-7	37-26
vs. #5 Illinois	38-30	17-8	24-7	34-26
SFA	32-34	40-10	9-12	43-13
at Kansas State	38-34	21-8	14-13	33-34
UAPB	48-16	28-4	21-4	55-0
Central Arkansas	40-14	31-9	8-6	46-13
Alcorn State	40-24	31-17	18-17	47-46
at Iowa State	38-26	23-20	13-8	13-7
Oklahoma	32-28	12-22	16-8	40-9
at TCU	36-16	19-9	14-9	6-10
at #15 Texas Tech	16-22	22-12	11-5	26-5
#9 Kansas	34-30	26-23	12-11	13-17
at Oklahoma State	32-38	19-5	20-16	22-4
Kansas State	44-22	34-17	23-9	33-34
Auburn	32-44	14-15	20-15	38-16
at #6 Texas	36-32	20-14	2-5	17-4
Iowa State	38-30	10-10	8-6	26-7
at #17 Kansas	32-42	18-4	15-17	5-12
at #6 West Virginia	42-20	18-16	13-10	28-27
#17 Oklahoma State	34-40	26-18	8-11	24-20
<b>BAYLOR TOTAL</b>	<b>768</b>	<b>470</b>	<b>312</b>	<b>631</b>
Baylor Average	36.6	22.4	14.9	30.0
<b>OPP TOTAL</b>	<b>608</b>	<b>265</b>	<b>203</b>	<b>334</b>
Opp Average	29.0	12.6	9.7	15.9

**POINTS PER POSSESSION**

GAME	BAYLOR	OPPONENT
vs. Louisiana-Lafayette	1.38	1.01
vs. Washington	1.28	0.78
vs. #5 Illinois	1.21	1.01
Stephen F. Austin	1.06	<u>0.67</u>
at Kansas State	1.47	1.01
Arkansas-Pine Bluff	1.39	<u>0.59</u>
Central Arkansas	1.18	<u>0.71</u>
Alcorn State	1.46	1.06
at Iowa State	1.00	<u>0.86</u>
Oklahoma	1.15	<u>0.92</u>
at TCU	1.03	<u>0.75</u>
at #15 Texas Tech	0.97	0.86
#9 Kansas	1.18	1.06
at Oklahoma State	1.19	0.97
Kansas State	1.37	0.76
Auburn	1.17	1.00
at #6 Texas	1.24	1.03
Iowa State	1.10	1.03
at #17 Kansas	0.94	1.15
at #6 West Virginia	1.25	1.19
#17 Oklahoma State	1.17	1.01

**EIGHT CONSECUTIVE POSTSEASON BERTHS**

- Baylor is on a school-record streak of eight consecutive postseason berths, surpassing the total number of postseason berths in the program's 97 seasons prior to the **Scott Drew** era.
- Baylor is 1 of 14 teams to appear in every postseason since 2012, joining Cincinnati, Duke, Gonzaga, Iowa, Kansas, Kentucky, Michigan State, New Mexico State, North Carolina, Oregon, Saint Mary's, Virginia and Wichita State.
- BU earned NCAA Tournament bids in 2012, 2014, 2015, 2016, 2017 and 2019 and NIT bids in 2013 and 2018.
- Baylor has made postseason appearances in 11 of 12 seasons since 2008. Prior to that, Baylor's only postseason berths were in 1946 (NCAA), 1948 (NCAA), 1950 (NCAA), 1987 (NIT), 1988 (NCAA), 1990 (NIT) and 2001 (NIT).
- Baylor is 21-10 in postseason national tournaments during the Drew era after going 3-9 prior to Drew's arrival.

**FIVE MARCH MADNESS APPEARANCES IN LAST SIX TOURNAMENTS**

- Baylor has appeared in five of the last six NCAA Tournaments dating back to 2014, joining Arizona, Cincinnati, Duke, Gonzaga, Iowa State, Kansas, Kentucky, Michigan, Michigan State, New Mexico State, North Carolina, Oklahoma, Oregon, Providence, Purdue, VCU, Villanova, Virginia, Wichita State, Wisconsin and Xavier.

**POINT GUARDS THRIVE IN DREW'S SYSTEM**

- Ten of Baylor's 11 starting point guards during the **Scott Drew** era have earned All-Big 12 recognition.
- Baylor's starting point guard has earned All-Big 12 recognition in 15 of 16 seasons since 2004-05.
- Jared Butler (2020, 2019), Davion Mitchell (2020), Makai Mason (2019), Manu Lecomte (2017, 2018), Lester Medford (2016), Kenny Chery (2014, 2015), Pierre Jackson (2012, 2013), Tweety Carter (2010), Curtis Jerrells (2007, 2008, 2009) and Aaron Bruce (2005, 2006, 2007) have earned All-Big 12 recognition.

**PLAYER DEVELOPMENT – FROM UNRANKED TO NBA DRAFT PICKS**

- Baylor has had a nation-leading four players selected in the NBA Draft since 2010 who weren't ranked in the ESPN100 out of high school.
- The only other schools with three such players were Colorado, Marquette, Missouri, New Mexico and Connecticut.
- Baylor developed **Quincy Acy**, **Ekpe Udoh**, **Pierre Jackson** and **Taurean Prince** into NBA Draft picks after joining the program as unranked recruits.

**HISTORY OF DEVELOPMENT WITH REDSHIRTS**

- Baylor has a track record of success when redshirting players. **Ekpe Udoh**, **Johnathan Motley**, **Cory Jefferson**, **Brady Heslip**, **Jo Lual-Acuil Jr.** and **Manu Lecomte** have all gone on to professional careers after redshirting.
- **Mark Vital**, **Freddie Gillespie**, **MaCio Teague** and **Davion Mitchell** have earned All-Big 12 honors after redshirting.
- **Adam Flagler** and **Jonathan Tchamwa Tchatchoua** redshirted last season while sitting out to satisfy NCAA transfer rules, while freshman **Jordan Turner** elected to redshirt last year. **Dain Dainja** is redshirting in 2020-21.

**BAYLOR BASKETBALL ON THE RADIO**

- Baylor basketball is aired live via the Baylor Sports Network from Learfield IMG College on ESPN Central Texas and flagship station 1660AM ESPN Radio (KRZI) in Waco and worldwide on Sirius/XM Radio.
- Games are broadcast by the "Voice of the Bears" John Morris, who was named NSMA 2019 Texas co-Sportscaster of the Year on Jan. 13, 2020, and former Baylor basketball standout Pat Nunley.
- Morris is in his 37th year doing BU broadcasts (26th full-time), and Nunley is in his 40th season as analyst.
- All of Baylor's games can be heard live on the Internet at [www.BaylorBears.com](http://www.BaylorBears.com) and via the TuneIn App.

**ENTIRE STAFF RETURNS**

- Scott Drew's entire coaching staff returns for the 2020-21 season, a fourth-straight season of continuity.
- Jerome Tang is in his fourth season as associate head coach and has been on Drew's staff all 18 seasons at Baylor.
- Assistant coaches Alvin Brooks III (fifth season) and John Jakus (fourth season) also return to the bench.
- Special assistant & director of player development Jared Nuness is back for his 11th season, while director of basketball operations Aditya Malhotra returns for his 8th season. Special assistant to the head coach Bill Peterson and director of video operations Ty Beard are both back for their fourth seasons.

**OFFENSIVE REBOUNDING A BAYLOR STAPLE**

- Baylor has ranked top-10 nationally in offensive rebounding percentage in every season since 2013-14, including five times ranked in the nation's top-4. The Bears only cracked the top-20 once in Drew's first 10 years.
- Baylor's 7-year streak is the nation's best, and West Virginia (6 years) is the only other team with a 3+ year streak.
- Baylor currently ranks **5th** nationally in offensive rebounding percentage, grabbing 37.7% of its missed field goals.
- Baylor finished ranked No. 8 nationally in 2019-20, No. 2 in 2018-19, No. 9 in 2017-18, No. 3 in 2016-17, No. 4 in 2015-16, No. 1 in 2014-15 and No. 3 in 2013-14. Prior to that top-10 streak, BU's best rank was No. 16 in 2011-12.

**GRADUATING 91 PERCENT OF SENIORS**

- Since **Scott Drew** took over the Baylor Basketball program in 2003, 34 of 37 scholarship players who have played their fourth years of collegiate eligibility under Drew have graduated from Baylor.
- Players recruited by Drew to graduate at Baylor: Tim Bush, Patrick Fields, Aaron Bruce, Mamadou Diene, Delbert Simpson, Curtis Jerrells, Henry Dugat, Kevin Rogers, Tweety Carter, Josh Lomers, Ekpe Udoh, Fred Ellis, Quincy Acy, Anthony Jones, J'mison Morgan, A.J. Walton, Cory Jefferson, Brady Heslip, Gary Franklin, Kenny Chery, Royce O'Neale, Lester Medford, Rico Gathers, Taurean Prince, Al Freeman, Johnathan Motley, Ishmail Wainright, Manu Lecomte, Jo Lual-Acuil Jr., Nuni Omot, Jake Lindsey, King McClure, Freddie Gillespie and Devonte Bando.



**PARTICIPATION**

**CAREER STARTS**

115	MaCio Teague (66 at UNC Asheville)
96	Mark Vital
72	Jared Butler
51	Davion Mitchell
36	Adam Flagler (36 at Presbyterian)
21	Flo Thamba
11	Jonathan Tchamwa Tchatchoua (11 at UNLV)

**CAREER GAMES PLAYED (NCAA)**

117	Mark Vital
116	MaCio Teague (67 at UNC Asheville)
85	Davion Mitchell (34 at Auburn)
85	Jared Butler
84	Matthew Mayer
73	Flo Thamba
55	Adam Flagler (36 at Presbyterian)
51	Jonathan Tchamwa Tchatchoua (31 at UNLV)
15	LJ Cryer
13	Jackson Moffatt
8	Zach Loveday
7	Mark Paterson, Jordan Turner

**BAYLOR CAREER WINS CHARTS**

**WINS (ONLY INCLUDES GAMES PLAYED)**

**CAREER LEADERS ALL GAMES**

PLAYER	SEASONS	G	W
1. A.J. Walton	2009-13	141	98
2. Quincy Acy	2008-12	139	97
3. Cory Jefferson	2009-14	130	95
4. Rico Gathers	2012-16	141	93
5. Anthony Jones	2008-12	129	91
6. Ishmail Wainright	2013-17	131	90
7. LaceDarius Dunn	2007-11	134	87
8. Taurean Prince	2012-16	129	86
9. <b>Mark Vital</b>	<b>2017-</b>	<b>117</b>	<b>83</b>
10. Josh Lomers	2006-10	129	82
King McClure	2015-19	129	82

**CAREER LEADERS BIG 12 ONLY**

PLAYER	SEASONS	G	W
1. <b>Mark Vital</b>	<b>2017-</b>	<b>66</b>	<b>44</b>
2. A.J. Walton	2009-13	68	39
3. Cory Jefferson	2009-13	64	37
Rico Gathers	2012-16	70	37
Ishmail Wainright	2013-17	66	37
<b>Matthew Mayer</b>	<b>2018-</b>	<b>48</b>	<b>37</b>
<b>Jared Butler</b>	<b>2018-</b>	<b>49</b>	<b>37</b>
8. Quincy Acy	2008-12	66	35
Taurean Prince	2012-16	62	35
10. King McClure	2015-19	64	34
11. LaceDarius Dunn	2007-11	64	32
Terry Maston	2014-18	56	32

**RECORDS WATCH**

**POINTS**

**CAREER LEADERS**

PLAYER	SEASONS	G	AVG	PTS
1. LaceDarius Dunn	2007-11	134	17.1	2,285
2. Terry Teagle	1979-82	110	19.9	2,189
3. Micheal Williams	1985-88	115	16.1	1,854
4. Curtis Jerrells	2005-09	119	15.3	1,820
5. Brian Skinner	1994-98	103	16.5	1,702
6. Darryl Middleton	1985-88	109	15.4	1,677
7. Aundre Branch	1991-95	102	16.3	1,666
8. Tweety Carter	2006-10	131	11.0	1,447
9. Kevin Rogers	2005-09	118	11.6	1,371
10. Darrell Hardy	1965-67	72	18.9	1,360
Quincy Acy	2008-12	139	9.8	1,360
12. Aaron Bruce	2004-08	106	12.5	1,330
13. Taurean Prince	2012-16	129	10.2	1,321
14. Doug Brandt	1993-97	109	11.6	1,263
15. Pierre Jackson	2011-13	74	16.7	1,235
16. Winnie Johnson	1977-79	51	24.1	1,231
17. Henry Dugat	2005-09	117	10.5	1,229
Johnathan Motley	2014-17	102	12.0	1,229
19. David Wesley	1989-92	72	17.0	1,224
20. Willie Sublett	1990-94	109	11.2	1,223
21. Rico Gathers	2012-16	141	8.6	1,208
22. <b>Jared Butler</b>	<b>2018-</b>	<b>85</b>	<b>14.0</b>	<b>1,187</b>
23. Cory Jefferson	2009-14	130	8.9	1,159
24. Brady Heslip	2011-14	112	10.2	1,140
25. Larry Gatewood	1967-70	72	15.6	1,120

**GAMES STARTED**

**CAREER LEADERS ALL GAMES**

PLAYER	SEASONS	GP	GS
1. Curtis Jerrells	2005-09	119	119
2. Doug Brandt	1994-97	109	108
3. Micheal Williams	1985-88	115	104
4. Brian Skinner	1995-96	103	102
5. Kevin Rogers	2005-09	118	101
6. Aaron Bruce	2004-08	106	98
7. Jay Shakir	1980-83	110	96
<b>Mark Vital</b>	<b>2017-</b>	<b>117</b>	<b>96</b>
9. Pat Nunley	1979-82	106	93
10. Robert McLemore	1985-88	110	92
Brady Heslip	2011-14	112	92

**GAMES STARTED**

**CAREER LEADERS BIG 12 ONLY**

PLAYER	SEASONS	GP	GS
1. Curtis Jerrells	2005-09	64	64
2. <b>Mark Vital</b>	<b>2017-</b>	<b>66</b>	<b>63</b>
3. Aaron Bruce	2005-08	62	56
4. Tweety Carter	2006-10	64	49
5. Kevin Rogers	2005-09	63	47
Brady Heslip	2011-14	54	47
<b>Jared Butler</b>	<b>2018-</b>	<b>49</b>	<b>47</b>
8. Jamie Kendrick	1997-2000	64	46
9. Johnathan Motley	2014-17	54	42
10. Leon Morris	1997-99	48	39
A.J. Walton	2009-13	68	39

**REBOUNDS**

**CAREER LEADERS**

PLAYER	SEASONS	G	AVG	REB
1. Rico Gathers	2012-16	141	8.0	1,134
2. Brian Skinner	1994-98	103	8.9	915
3. Jerry Mallett	1955-57	69	12.7	877
4. Kevin Rogers	2005-09	118	7.3	865
5. Darrell Hardy	1965-67	72	11.6	836
6. Quincy Acy	2008-12	139	6.0	828
7. Terry Teagle	1979-82	110	7.3	805
8. <b>Mark Vital</b>	<b>2017-</b>	<b>117</b>	<b>6.3</b>	<b>734</b>
9. Darryl Middleton	1985-88	109	6.7	730
10. Doug Brandt	1993-97	102	7.1	726
11. Cory Jefferson	2009-14	130	5.6	722

**3-POINT FIELD GOALS MADE**

**CAREER LEADERS**

PLAYER	SEASONS	PCT	3FA	3FM
1. LaceDarius Dunn	2007-11	.394	985	388
2. Brady Heslip	2011-13	.433	689	301
3. Tweety Carter	2006-10	.384	713	274
4. Aundre Branch	1991-95	.359	744	267
5. Roddrick Miller	1994-98	.351	618	217
Aaron Bruce	2004-08	.390	556	217
Curtis Jerrells	2005-09	.357	607	217
8. <b>Jared Butler</b>	<b>2018-</b>	<b>.387</b>	<b>504</b>	<b>195</b>
9. Manu Lecomte	2016-18	.392	413	162
10. Henry Dugat	2005-09	.367	431	158

**3-POINT FIELD GOAL PERCENTAGE**

**CAREER LEADERS MINIMUM 200 ATTEMPTS**

PLAYER	SEASON	3FM	3FA	PCT
1. Brady Heslip	2011-13	301	689	.437
2. LaceDarius Dunn	2007-11	388	985	.394
3. Manu Lecomte	2016-17	162	413	.3923
4. R.T. Guinn	2001-04	103	263	.3916
5. Devonte Bando	2019-20	91	233	.391
6. Kenny Taylor	2001-03	105	269	.3903
7. Aaron Bruce	2004-08	217	556	.3902
8. <b>Davion Mitchell</b>	<b>2019-</b>	<b>81</b>	<b>208</b>	<b>.389</b>
9. <b>Jared Butler</b>	<b>2018-</b>	<b>195</b>	<b>504</b>	<b>.387</b>
10. Tweety Carter	2006-10	274	713	.38429
11. Pierre Jackson	2011-13	157	414	.379
12. David Wesley	1989-92	123	326	.377

**FREE THROW PERCENTAGE**

**CAREER LEADERS MINIMUM 100 MADE**

PLAYER	SEASONS	FTM	FTA	PCT
1. Manu Lecomte	2016-18	194	224	.866
2. Kenny Chery	2013-15	163	190	.858
3. <b>MaCio Teague</b>	<b>2019-</b>	<b>139</b>	<b>164</b>	<b>.848</b>
4. LaceDarius Dunn	2007-11	449	537	.836
5. John Lucas III	2002-03	104	125	.832
6. Brady Heslip	2011-14	121	146	.829
7. David Wesley	1989-92	365	441	.828
8. Pat Nunley	1978-81	118	143	.825
9. Steve Bartels	1966-69	216	262	.824
10. Aaron Bruce	2004-07	178	218	.817

**STEALS**

**CAREER LEADERS**

PLAYER	SEASONS	G	AVG	STL
1. Micheal Williams	1985-88	115	2.45	282
2. A.J. Walton	2009-13	141	1.59	224
3. Curtis Jerrells	2005-09	119	1.34	159
4. LaceDarius Dunn	2007-11	134	1.18	158
5. Tweety Carter	2006-10	131	1.17	153
Terry Black	1999-01	60	2.55	153
7. Henry Dugat	2005-09	117	1.30	152
8. Wendell Greenleaf	1999-02	87	1.74	151
9. David Wesley	1990-92	72	2.01	145
10. <b>Mark Vital</b>	<b>2017-</b>	<b>117</b>	<b>1.19</b>	<b>138</b>
11. <b>Jared Butler</b>	<b>2018-</b>	<b>85</b>	<b>1.52</b>	<b>129</b>

**STEALS PER GAME**

**CAREER LEADERS MINIMUM 75 STEALS**

PLAYER	SEASONS	G	STL	AVG
1. Terry Black	1999-01	60	153	2.55
2. Micheal Williams	1985-88	115	282	2.45
3. David Wesley	1990-92	72	145	2.01
4. Julius Denton	1988-90	57	110	1.93
5. Wendell Greenleaf	1999-02	87	151	1.74
6. Lawrence Roberts	2002-03	56	96	1.71
7. <b>Davion Mitchell</b>	<b>2019-</b>	<b>51</b>	<b>85</b>	<b>1.67</b>
8. Pierre Jackson	2011-12	74	122	1.65
9. A.J. Walton	2009-13	141	224	1.59
10. Lester Medford	2014-16	68	105	1.54
11. <b>Jared Butler</b>	<b>2018-</b>	<b>85</b>	<b>129</b>	<b>1.52</b>
12. John Lucas III	2002-03	58	81	1.40



**12 – JARED BUTLER**

G • 6-3 • 195 • JR. • 2L

RESERVE, LA. (RIVERSIDE ACADEMY)

**SEASON HIGHS**

Points: – 30 vs. Kansas (1/18/21)  
 FG: – 11 at TCU (1/9/21)  
 FGA: – 21 at West Virginia (3/2/21)  
 3FG: – 7 vs. Kansas (1/18/21)  
 3FGA: – 11 at West Virginia (3/2/21)  
 FT: – 5 vs. Iowa State (2/23/21)  
 FTA: – 8 vs. Iowa State (2/23/21)  
 Rebounds: – 8 at TCU (1/9/21)  
 Assists: – 13 at Kansas State (12/19/20)  
 Turnovers: – 7 at Iowa State (1/2/21); at Texas Tech (1/16/21)  
 Blocks: – 1, nine times  
 Steals: – 5 at TCU (1/9/21)  
 Minutes Played: – 39 at TCU (1/9/21); at West Virginia (3/2/21)

**CAREER HIGHS**

Points: – 31 at Kansas (3/9/19)  
 FG: – 11 at TCU (1/9/21)  
 FGA: – 21, three times  
 3FG: – 8 vs. Central Arkansas (11/5/19)  
 3FGA: – 13 at Oklahoma (2/18/20)  
 FT: – 8 at Kansas (3/9/19); at West Virginia (3/7/20)  
 FTA: – 10 at Kansas (3/9/19); at West Virginia (3/7/20)  
 Rebounds: – 9 at TCU (2/29/20)  
 Assists: – 13 at Kansas State (12/19/20)  
 Turnovers: – 7 at Texas Tech (2/16/19); at Iowa State (1/2/21)  
 Blocks: – 1, 16 times  
 Steals: – 5 vs. Ohio (11/21/19); at TCU (1/9/21)  
 Minutes Played: – 40 vs. Texas Tech (3/2/20)

**MISCELLANEOUS**

	20-21	CAREER	BU RECORD
Double-Figure Points:	18	61	49-12
Double-Figure Assists:	1	1	1-0
Double-Doubles:	1	1	1-0
20+ Points:	8	18	16-2
30+ Points:	1	3	2-1
5+ Assists:	12	27	25-2
Led team in Points:	7	30	23-7
Led team in Rebounds:	3	3	3-0
Led team in Assists:	8	27	22-5
Led team in Blocks:	4	7	7-0
Led team in Bench Points:	–	6	5-1

**BUTLER NOTEBOOK**

- 2020 All-America Third-Team honoree, first player in program history named to AP Preseason All-America Team (2021)
- First BU underclassman to earn All-Big 12 First Team honors (2020) since Terry Teagle in 1980
- Over last 2 seasons, has 9 Big 12 road games with 20+ points vs. 8 different teams – at KU, KSU, OU, WVU (2), ISU, TCU, OSU, UT
- Played in all 85 games during BU career, including starts in last 71 games (entered starting lineup for final 20 games freshman year)
- USBWA National Player of the Week on Jan. 26 after averaging 26.0 ppg and 7.0 apg, shooting 13-16 on 3FGs in wins vs. KU and at OSU
- Had team-highs of 25 points and 6 assists to lead Bears to OT win at No. 6 WVU (3/2/21), clinching first conference title since 1950
- Posted 3rd career 30-point game by recording 30 points and shooting 7-of-9 on 3FGs in win over No. 9 Kansas (1/18/21)
- Joined Kevin Durant as only players with two 30-point games vs. Kansas; 31 at KU as freshman in 2019, 30 vs. KU in 2021
- Double-double (14 points/13 assists) at K-State (12/19/20) - most assts by any player in a B12 Conf game since Trae Young in 2018
- Named 2019 Myrtle Beach Invitational MVP after scoring 10 points in final 6 minutes of championship game vs. Villanova
- Led team in scoring in 24 of 51 games since start of 2019-20 sophomore season (30 of 85 career games)
- 18 career games with 20+ pts – 22 vs. PVAMU, 31 at Kansas, 31 vs. UCA, 22 vs. Villanova, 20 vs. UMES, 22 at K-State, 21 vs. WVU, 22 at OU, 21 at WVU, 20 vs. UW, 21 at Iowa St., 28 at TCU, 30 vs. Kansas, 22 at OSU, 21 at UT, 25 at WVU, 22 vs. OSU
- Exploded for career-high 31 points (including 23 in 2nd half), 6 rebounds and 3 assists in 36 minutes at No. 13 Kansas (3/9/19)
- Posted 15 points (5 in OT) in win vs. Texas (2/27); hit team's last 2 regulation FGs, game-tying FG with 28 secs left to force OT
- Originally enrolled at Alabama in summer 2018, but transferred to Baylor in August and received immediate eligibility
- From same hometown as former Baylor stars Tweety Carter and Rico Gathers

**2020-21 GAME-BY-GAME**

OPPONENT	DATE	GS	MIN	FG	3FG	FT	OR-DR-TR	PF	A	T	B	S	PTS
vs. Louisiana-Lafayette	11/28	*	28	7-13	3-5	0-0	0-3-3	2	4	2	1	3	17
vs. Washington	11/29	*	26	8-12	4-7	0-0	0-3-3	3	5	3	1	2	20
vs. #5 Illinois	12/2	*	30	6-18	0-4	0-1	2-3-5	1	3	3	1	3	12
SFA	12/9	*	24	3-7	2-3	4-4	0-2-2	0	7	3	0	1	12
at Kansas State	12/19	*	30	4-8	2-6	4-6	0-5-5	1	13	1	1	1	14
Arkansas Pine-Bluff	12/21	*	23	6-14	1-3	1-2	0-4-4	0	7	1	0	2	14
Central Arkansas	12/29	*	22	6-11	3-5	2-2	1-2-3	0	5	2	0	1	17
Alcorn State	12/30	*	21	6-8	3-4	2-2	0-0-0	2	3	1	0	1	17
at Iowa State	1/2	*	35	7-15	3-9	4-5	0-1-1	2	5	7	1	4	21
Oklahoma	1/6	*	29	2-10	0-4	4-4	0-4-4	1	3	2	1	3	8
at TCU	1/9	*	39	11-17	4-8	2-4	2-6-8	3	4	2	0	5	28
at #15 Texas Tech	1/16	*	31	2-11	2-7	1-4	0-5-5	5	3	7	1	4	7
#9 Kansas	1/18	*	34	10-14	7-9	3-3	0-1-1	3	8	4	0	1	30
at Oklahoma State	1/23	*	35	8-13	6-7	0-0	0-1-1	2	6	2	0	1	22
Kansas State	1/27	*	25	5-9	1-4	2-2	2-5-7	1	5	3	0	3	13
Auburn	1/30	*	34	6-18	1-8	3-4	1-2-3	2	5	2	1	2	16
at #6 Texas	2/2	*	29	8-15	3-8	2-2	0-1-1	3	3	2	0	4	21
Iowa State	2/23	*	31	5-10	3-5	5-8	0-3-3	4	2	3	0	3	18
at #17 Kansas	2/27	*	29	2-9	1-7	0-0	0-2-2	5	2	1	0	0	5
at #6 West Virginia	3/2	*	39	10-21	5-11	0-1	1-2-3	5	6	2	1	0	25
#17 Oklahoma State	3/4	*	32	8-14	4-7	2-2	1-2-3	2	5	5	0	3	22
Texas Tech	3/7												

BUTLER'S CAREER STATS																	
YEAR	GP-GS	MIN-AVG	FG-A	PCT	3FG-A	PCT	FT-A	PCT	OFF-DEF-TOT	AVG	PF-D	A	TO	B	S	TP	AVG
2018-19 (FR.)	34-21	910-26.8	117-296	.395	60-171	.351	54-68	.794	22-84-106	3.1	77-2	93	67	3	33	348	10.2
2019-20 (SO.)	30-30	912-30.4	167-397	.421	77-202	.381	69-89	.775	15-82-97	3.2	74-2	94	73	4	49	480	16.0
2020-21 (JR.)	21-21	626-29.8	130-267	.487	58-131	.443	41-56	.732	10-57-67	3.2	47-3	104	58	9	47	359	17.1
<b>CAREER</b>	<b>85-72</b>	<b>2448-28.8</b>	<b>414-960</b>	<b>.431</b>	<b>195-504</b>	<b>.387</b>	<b>164-213</b>	<b>.770</b>	<b>47-223-270</b>	<b>3.2</b>	<b>198-7</b>	<b>291</b>	<b>198</b>	<b>16</b>	<b>129</b>	<b>1187</b>	<b>14.0</b>



**4 — LJ CRYER**

**G • 6-1 • 185 • FR. • HS**  
**KATY, TEXAS (MORTON RANCH HS)**

**SEASON/CAREER HIGHS**

**Points:** — 17 vs. Louisiana-Lafayette (11/28/20)  
**FG:** — 6 vs. Louisiana-Lafayette (11/28/20)  
**FGA:** — 9 vs. Louisiana-Lafayette (11/28/20)  
**3FG:** — 5 vs. Louisiana-Lafayette (11/28/20)  
**3FGA:** — 7 vs. Louisiana-Lafayette (11/28/20)  
**FT:** — 3 vs. SFA (12/9/20); vs. UAPB (12/21/20)  
**FTA:** — 4, three times  
**Rebounds:** — 2, three times  
**Assists:** — 3 vs. SFA (12/9/20); at Kansas State (12/19/20)  
**Turnovers:** — 4 vs. Alcorn State (12/30/20)  
**Blocks:** —  
**Steals:** — 2 vs. Louisiana-Lafayette (11/28/20); vs. UAPB (12/21/20)  
**Minutes Played:** — 25 vs. UAPB (12/21/20)

**MISCELLANEOUS**

	20-21	BU RECORD
Double-Figure Points:	2	2-0
5+ Assists:	—	—
Led team in Points:	1	1-0
Led team in Rebounds:	—	—
Led team in Assists:	—	—
Led team in Bench Points:	2	2-0

**CRYER NOTEBOOK**

- True freshman guard from Katy, Texas, just 170 miles southeast of Waco
- Made collegiate debut with 17 points in 15 minutes off bench vs. Louisiana (11/28), making 5-of-7 treys and adding 2 steals
- Led team with 15 points in season-high 25 minutes off bench vs. Arkansas-Pine Bluff (12/21)
- Scored 3,488 points at Morton Ranch High School, 5th-most all-time in Texas public schools
- Averaged 34.2 points, 5.3 assists and 2.4 steals as high school senior, earning Class 6A All-State recognition
- Ranked No. 12 PG by ESPN and No. 51 overall by Rivals in 2020 high school class rankings
- Made 145 treys (4.3/game) and scored 1,164 points during pandemic-shortened high school senior season
- Both parents played sports at Grambling, father Lionel Sr. (football) and mother Tamica (volleyball)

**2020-21 GAME-BY-GAME**

OPPONENT	DATE	GS	MIN	FG	3FG	FT	OR-DR-TR	PF	A	T	B	S	PTS
vs. Louisiana-Lafayette	11/28		15	6-9	5-7	0-0	0-2-2	0	1	0	0	2	17
vs. Washington	11/29		10	0-0	0-0	0-0	0-0-0	1	0	0	0	0	0
vs. #5 Illinois	12/2			DNP									
SFA	12/9		18	1-3	1-3	3-4	1-1-2	2	3	1	0	1	6
at Kansas State	12/19		19	3-5	2-4	0-0	0-1-1	0	3	1	0	1	8
Arkansas Pine-Bluff	12/21		25	4-7	4-6	3-4	0-0-0	2	2	0	0	2	15
Central Arkansas	12/29		22	3-8	1-5	0-0	0-0-0	0	2	1	0	1	7
Alcorn State	12/30		18	0-6	0-5	2-4	1-0-1	1	2	4	0	1	2
at Iowa State	1/2			DNP									
Oklahoma	1/6		9	1-1	1-1	0-0	0-2-2	0	0	0	0	0	3
at TCU	1/9		5	0-0	0-0	0-0	0-0-0	0	0	0	0	0	0
at #15 Texas Tech	1/16		2	0-0	0-0	0-0	0-0-0	0	0	0	0	0	0
#9 Kansas	1/18			DNP									
at Oklahoma State	1/23		7	1-4	1-4	0-0	0-0-0	0	0	0	0	0	3
Kansas State	1/27		17	1-3	1-2	0-0	0-1-1	0	2	1	0	1	3
Auburn	1/30		6	0-0	0-0	0-0	0-0-0	0	0	0	0	0	0
at #6 Texas	2/2			DNP									
Iowa State	2/23		10	1-3	0-2	0-0	0-0-0	0	0	1	0	0	2
at #17 Kansas	2/27		6	0-0	0-0	0-0	0-0-0	1	0	0	0	1	0
at #6 West Virginia	3/2			DNP									
#17 Oklahoma State	3/4			DNP									
Texas Tech	3/7												

**CRYER'S CAREER STATS**

YEAR	GP-GS	MIN-AVG	FG-A	PCT	3FG-A	PCT	FT-A	PCT	OFF-DEF-TOT	AVG	PF-D	A	TO	B	S	TP	AVG
2020-21 (FR.)	15-0	189-12.6	21-49	.429	16-39	.410	8-12	.667	2-7-9	0.6	7-0	15	9	0	10	66	4.4
<b>CAREER</b>	<b>15-0</b>	<b>189-12.6</b>	<b>21-49</b>	<b>.429</b>	<b>16-39</b>	<b>.410</b>	<b>8-12</b>	<b>.667</b>	<b>2-7-9</b>	<b>0.6</b>	<b>7-0</b>	<b>15</b>	<b>9</b>	<b>0</b>	<b>10</b>	<b>66</b>	<b>4.4</b>





**10 – ADAM FLAGLER**

**G • 6-3 • 180 • SO. • SQ**  
**DULUTH, GA. (PRESBYTERIAN)**

**SEASON HIGHS**

**Points:** – 22 vs. Iowa State (2/23/21)  
**FG:** – 8 vs. Auburn (1/30/21)  
**FGA:** – 15 vs. Iowa State (2/23/21)  
**3FG:** – 5 vs. Washington (11/29/20)  
**3FGA:** – 10 vs. Iowa State (2/23/21)  
**FT:** – 4, three times  
**FTA:** – 4, five times  
**Rebounds:** – 8 vs. Auburn (1/30/21)  
**Assists:** – 7 vs. Louisiana-Lafayette (11/28/20)  
**Turnovers:** – 3 vs. SFA (12/9/20); vs. Oklahoma (1/6/21)  
**Blocks:** –  
**Steals:** – 3 vs. SFA (12/9/20); at Oklahoma State (1/23/21)  
**Minutes Played:** – 29 vs. Illinois (12/2/20)

**CAREER HIGHS**

**Points:** – 29 at UCLA (11/19/18)  
**FG:** – 11 vs. Winthrop (1/26/19)  
**FGA:** – 19, twice; at UCLA (11/19/18) and at Winthrop (1/26/19)  
**3FG:** – 7 at UCLA (11/19/18)  
**3FGA:** – 14 at UCLA (11/19/18)  
**FT:** – 10 vs. VMI (12/12/18)  
**FTA:** – 10, twice; vs. VMI (12/12/18) and at Robert Morris (3/24/19)  
**Rebounds:** – 10 at UNC Asheville (2/23/19)  
**Assists:** – 7 vs. Campbell (2/16/19); vs. Louisiana-Lafayette (11/28/20)  
**Turnovers:** – 4, twice; at Radford (1/12/19) and at Marshall (3/26/19)  
**Blocks:** – 1, nine times  
**Steals:** – 3, three times  
**Minutes Played:** – 40 vs. Gardner-Webb (2/9/19)

**MISCELLANEOUS**

	20-21	BU RECORD
Double-Figure Points:	10	10-0
20+ Points:	1	1-0
5+ Assists:	1	1-0
Led team in Points:	4	4-0
Led team in Rebounds:	–	–
Led team in Assists:	1	1-0
Led team in Bench Points:	9	8-1

**FLAGLER NOTEBOOK**

- Third-year sophomore, sat out and redshirted 2019-20 season after playing freshman year at Presbyterian College
- Has 6 games this season with 15+ points off the bench and has scored 10+ off bench in 10 of 19 games played
- Recorded season-high 22 points in 28 minutes off bench vs. Iowa State (2/23/21) – 11th career 20-point game (1st at BU)
- Posted season and game-high 19 points and added season-high 8 rebounds in 24 minutes off bench vs. Auburn (1/30/21)
- Hit go-ahead bucket to gives Bears lead for good with 7:04 left as part of 15 point effort in win at No. 15 Texas Tech (1/16/21)
- Provided spark off bench with 15 points on 6-of-8 shooting in 21 minutes of win vs. Oklahoma (1/6/21)
- Posted game-high 18 points in Bears' win over No. 5 Illinois (12/2/20), including 11 points in 2nd half
- Had nation's 4th-longest active streak having made a 3-pointer in 42 straight games before streak was snapped at ISU (1/2/21)
- Has scored in double-figures in 43 of 55 collegiate games (32 of 36 at Presbyterian); has 11 career 20-point games
- Has made multiple 3-pointers in 43 of 55 career games (11 of 19 this season)
- 27 career games with 3+ 3FGs, 11 gms with 4+ 3FGs, 6 gms with 5+ 3FGs, 4 gms with 6+ 3FGs, 1 gm with 7+ 3FGs
- Earned 2019 Big South Freshman of the Year honors and was 5-time Big South Freshman of the Week
- Led Presbyterian in scoring as freshman with 15.9 points per game, started all 36 games and scored 10+ pts in 32 of 36 games
- Posted career-high 29 points at UCLA (11/19/18), including 24 points and 6 treys in 2nd half
- Scored 20+ points 10 times as freshman, including games at Dayton, at UCLA and at Marquette
- Brother, Duvaughn, played football at Gardner-Webb (2004-07) and finished with 188 receptions, 2,552 yards and 31 TDs
- Aspires to become a pediatrician

**2020-21 GAME-BY-GAME**

OPPONENT	DATE	GS	MIN	FG	3FG	FT	OR-DR-TR	PF	A	T	B	S	PTS
vs. Louisiana-Lafayette	11/28		28	5-9	2-5	0-0	1-2-3	2	7	0	0	0	12
vs. Washington	11/29		24	6-11	5-9	0-0	2-1-3	1	1	1	0	0	17
vs. #5 Illinois	12/2		29	6-11	2-6	4-4	1-2-3	3	3	0	0	0	18
SFA	12/9		23	4-7	3-5	3-4	0-2-2	1	1	3	0	3	14
at Kansas State	12/19												DNP
Arkansas Pine-Bluff	12/21												DNP
Central Arkansas	12/29		16	4-7	2-5	0-0	0-0-0	2	3	1	0	2	10
Alcorn State	12/30		22	2-6	1-2	0-0	2-1-3	1	0	1	0	1	5
at Iowa State	1/2		26	0-3	0-3	0-0	0-0-0	1	1	1	0	0	0
Oklahoma	1/6		22	6-8	3-5	0-0	0-0-0	3	0	3	0	0	15
at TCU	1/9		11	0-3	0-1	0-1	0-1-1	1	1	0	0	1	0
at #15 Texas Tech	1/16		27	5-8	3-6	2-4	0-3-3	3	1	1	0	0	15
#9 Kansas	1/18		25	2-6	0-4	1-1	1-0-1	0	1	1	0	1	5
at Oklahoma State	1/23		25	3-8	2-3	2-2	0-3-3	3	2	0	0	3	10
Kansas State	1/27		14	2-5	1-2	0-0	0-1-1	1	1	1	0	1	5
Auburn	1/30		24	8-12	3-5	0-0	4-4-8	2	0	0	0	0	19
at #6 Texas	2/2		28	3-5	2-4	0-0	0-1-1	1	3	1	0	1	8
Iowa State	2/23		28	7-15	4-10	4-4	1-1-2	0	0	0	0	1	22
at #17 Kansas	2/27		28	1-8	1-5	0-0	0-2-2	1	1	0	0	0	3
at #6 West Virginia	3/2		20	1-4	0-1	4-4	3-0-3	0	1	1	0	0	6
#17 Oklahoma State	3/4		15	1-3	0-0	1-2	3-3-6	3	1	0	0	1	3
Texas Tech	3/7												

<b>FLAGLER'S PRESBYTERIAN STATS</b>																	
YEAR	GP-GS	MIN-AVG	FG-A	PCT	3FG-A	PCT	FT-A	PCT	OFF-DEF-TOT	AVG	PF-D	A	TO	B	S	TP	AVG
2018-19 (FR.)	36-36	1105-30.7	196-447	.438	108-280	.386	71-85	.835	27-95-122	3.4	61-0	45	42	9	28	571	15.9

<b>FLAGLER'S BAYLOR STATS</b>																	
YEAR	GP-GS	MIN-AVG	FG-A	PCT	3FG-A	PCT	FT-A	PCT	OFF-DEF-TOT	AVG	PF-D	A	TO	B	S	TP	AVG
2020-21 (SO.)	19-0	435-22.9	66-139	.475	34-81	.420	21-26	.808	18-27-45	2.4	29-0	28	15	0	15	187	9.8
<b>NCAA CAREER</b>	<b>55-36</b>	<b>1540-28.0</b>	<b>262-586</b>	<b>.447</b>	<b>142-361</b>	<b>.393</b>	<b>92-111</b>	<b>.829</b>	<b>45-122-167</b>	<b>3.0</b>	<b>90-0</b>	<b>73</b>	<b>57</b>	<b>9</b>	<b>43</b>	<b>758</b>	<b>13.8</b>



## 32 — ZACH LOVEDAY

F • 7-0 • 215 • FR. • HS

GALLIPOLIS, OHIO (HUNTINGTON PREP)

### SEASON/CAREER HIGHS

**Points:** — 10 vs. Alcorn State (12/30/20)  
**FG:** — 4 vs. UAPB (12/21/20); vs. Alcorn State (12/30/20)  
**FGA:** — 5 vs. UAPB (12/21/20)  
**3FG:** — 1 vs. Kansas State (1/27/21)  
**3FGA:** — 1 vs. Central Arkansas (12/29/20); vs. Kansas State (1/27/21)  
**FT:** — 2 vs. Alcorn State (12/30/20)  
**FTA:** — 2 vs. Alcorn State (12/30/20); vs. Kansas State (1/27/21)  
**Rebounds:** — 4 vs. UAPB (12/21/20)  
**Assists:** — 1 vs. Kansas State (1/27/21)  
**Turnovers:** — 1 vs. Alcorn State (12/30/20)  
**Blocks:** — 2 vs. Alcorn State (12/30/20)  
**Steals:** — 1 vs. Louisiana-Lafayette (11/28/20)  
**Minutes Played:** — 16 vs. UAPB (12/21/20)

### MISCELLANEOUS

	20-21	BU RECORD
Double-Figure Points:	1	1-0
2+ Blocks:	1	1-0
Led team in Points:	—	—
Led team in Rebounds:	—	—
Led team in Blocks:	1	1-0
Led team in Bench Points:	—	—

### LOVEDAY NOTEBOOK

- True freshman 7-footer from Ohio, played final two high school seasons at national power Huntington Prep
- Scored in double-figures for first time with 10 points (4-4 FGs) and added 2 blocks in 10 minutes vs. Alcorn State (12/30)
- Made career-first 3-pointer and added assist as part of 6-point effort in 5 minutes off bench vs. K-State (1/27)
- Posted 8 points and 4 rebounds and 16 minutes off bench vs. UAPB (12/21)
- Ranked No. 51 overall and No. 12 among centers in 2020 signing class by Rivals
- One of five players from 2019-20 Huntington Prep squad to sign with Division I programs
- Father, Billy Loveday, played basketball at Hanover College

### 2020-21 GAME-BY-GAME

OPPONENT	DATE	GS	MIN	FG	3FG	FT	OR-DR-TR	PF	A	T	B	S	PTS
vs. Louisiana-Lafayette	11/28	4	1-1	0-0	0-0	0-0-0	0	0	0	0	0	1	2
vs. Washington	11/29	2	0-0	0-0	0-0	0-1-1	0	0	0	0	0	0	0
vs. #5 Illinois	12/2		DNP										
SFA	12/9	3	0-0	0-0	0-0	0-1-1	1	0	0	0	0	0	0
at Kansas State	12/19	3	1-1	0-0	0-0	0-2-2	2	0	0	0	0	0	2
Arkansas Pine-Bluff	12/21	16	4-5	0-0	0-0	1-3-4	0	0	0	0	0	0	8
Central Arkansas	12/29	8	0-3	0-1	0-0	0-2-2	0	0	0	0	0	0	0
Alcorn State	12/30	10	4-4	0-0	2-2	0-1-1	4	0	1	2	0	0	10
at Iowa State	1/2		DNP										
Oklahoma	1/6		DNP										
at TCU	1/9		DNP										
at #15 Texas Tech	1/16		DNP										
#9 Kansas	1/18		DNP										
at Oklahoma State	1/23		DNP										
Kansas State	1/27	5	2-3	1-1	1-2	2-0-2	1	1	0	0	0	0	6
Auburn	1/30		DNP										
at #6 Texas	2/2		DNP										
Iowa State	2/23		DNP										
at #17 Kansas	2/27		DNP										
at #6 West Virginia	3/2		DNP										
#17 Oklahoma State	3/4		DNP										
Texas Tech	3/7												

### LOVEDAY'S CAREER STATS

YEAR	GP-GS	MIN-AVG	FG-A	PCT	3FG-A	PCT	FT-A	PCT	OFF-DEF-TOT	AVG	PF-D	A	TO	B	S	TP	AVG
2020-21 (FR.)	8-0	51-6.4	12-17	.706	1-2	.500	3-4	.750	3-10-13	1.6	8-0	1	1	2	1	28	3.5
CAREER	8-0	51-6.4	12-17	.706	1-2	.500	3-4	.750	3-10-13	1.6	8-0	1	1	2	1	28	3.5



## 24 – MATTHEW MAYER

G/F • 6-9 • 225 • JR. • 2L

AUSTIN, TEXAS (WESTLAKE HS)

### SEASON HIGHS

**Points:** – 19 vs. Oklahoma State (3/4/21)  
**FG:** – 7 at West Virginia (3/2/21); vs. Oklahoma State (3/4/21)  
**FGA:** – 13 vs. Oklahoma State (3/4/21)  
**3FG:** – 3 vs. Auburn (1/30/21); at West Virginia (3/2/21)  
**3FGA:** – 6 vs. Auburn (1/30/21)  
**FT:** – 4 vs. Oklahoma State (3/4/21)  
**FTA:** – 7 vs. Oklahoma State (3/4/21)  
**Rebounds:** – 7, three times  
**Assists:** – 3, three times  
**Turnovers:** – 3 at Oklahoma State (1/23/21); at Texas (2/2/21)  
**Blocks:** – 2 vs. Illinois (12/2/20); vs. SFA (12/9/20)  
**Steals:** – 4 vs. Central Arkansas (12/29/20); at West Virginia (3/2/21)  
**Minutes Played:** – 27 at West Virginia (3/2/21)

### CAREER HIGHS

**Points:** – 19 vs. Kansas State (2/25/20); vs. Oklahoma State (3/4/21)  
**FG:** – 7, three times  
**FGA:** – 13 vs. Oklahoma State (3/4/21)  
**3FG:** – 3, three times  
**3FGA:** – 6 vs. Nicholls (11/16/18); vs. Auburn (1/30/21)  
**FT:** – 5, four times  
**FTA:** – 8 at Texas Tech (2/16/19)  
**Rebounds:** – 8 vs. West Virginia (2/15/20)  
**Assists:** – 4 vs. Texas State (11/15/19)  
**Turnovers:** – 5 vs. Ole Miss (11/23/18)  
**Blocks:** – 2, three times  
**Steals:** – 4, three times  
**Minutes Played:** – 30 vs. Ole Miss (11/23/18)

### MISCELLANEOUS

	20-21	CAREER	BU RECORD
Double-Figure Points:	9	19	15-4
Led team in Points:	–	2	2-0
Led team in Rebounds:	2	4	3-1
Led team in Blocks:	4	7	6-1
Led team in Assists:	–	1	1-0
Led team in Bench Points:	6	23	15-8

### MAYER NOTEBOOK

- Junior wing with length, range and quick release, provides instant offense off bench
- Appeared off bench all but one of teams' 85 games during BU career, including 19 games with 10+ points
- Double-figure scoring off bench in 12 of last 28 games (and 8 of last 16) after doing so in 7 of previous 56 games played
- Season-highs of 19 points and 7 rebounds in only 21 minutes off bench vs. No. 17 Oklahoma State (3/4/21)
- Then-season-high 18 points in 27 minutes off bench to lead BU to OT win at No. 6 WVU (3/2/21), clinching Big 12 title
- Posted 13 points in 15 minutes off bench vs. Auburn (1/30/21), including 10 points as part of 20-7 second-half run
- Scored then-season-high 16 points, had 6 rebounds and 3 assists in 21 minutes off bench vs. Oklahoma (1/6/21)
- Posted 14 points and added 5 rebounds in 16 minutes off bench vs. Alcorn State (12/30)
- Recorded career-high 19 points on only 6-of-7 shooting in season-high 20 minutes off bench vs. Kansas State (2/25/20)
- Scored 10 first-half points off bench vs. Villanova (11/24) and vs. Kansas (2/22) last season
- Scored 17 points on just 5-of-9 shooting in 14 minutes off bench as freshman at TCU (1/5/19)
- Posted game-high 18 points in just 18 minutes off bench vs. Nicholls State (11/16/18)
- Four-star recruit from Austin's Westlake High School, ranked among top-100 recruits nationally in 2018 class
- Helped Westlake to 36-4 record as senior in 2017-18, playing alongside UTEP's Keonte Kennedy and Texas' Brock Cunningham
- Committed to Baylor in June 2017, more than a year prior to enrolling at BU

### 2020-21 GAME-BY-GAME

OPPONENT	DATE	GS	MIN	FG	3FG	FT	OR-DR-TR	PF	A	T	B	S	PTS
vs. Louisiana-Lafayette	11/28		13	4-10	0-1	0-0	2-1-3	0	1	1	0	0	8
vs. Washington	11/29		11	2-4	1-2	1-2	2-2-4	1	2	1	0	0	6
vs. #5 Illinois	12/2		14	3-6	1-1	0-2	1-6-7	0	0	0	2	1	7
SFA	12/9		16	3-6	2-3	2-2	0-0-0	3	1	2	2	2	10
at Kansas State	12/19		16	3-8	0-3	2-2	1-4-5	2	1	1	0	0	8
Arkansas Pine-Bluff	12/21		19	5-9	1-3	1-2	1-2-3	1	3	1	0	1	12
Central Arkansas	12/29		14	4-6	2-3	3-4	0-1-1	2	0	0	1	4	13
Alcorn State	12/30		16	5-7	2-3	2-2	3-2-5	1	1	0	0	1	14
at Iowa State	1/2		14	2-3	0-0	2-4	0-4-4	0	0	1	0	2	6
Oklahoma	1/6		21	6-10	2-4	2-2	1-5-6	2	3	1	0	1	16
at TCU	1/9		15	1-1	0-0	0-0	0-2-2	2	3	1	1	0	2
at #15 Texas Tech	1/16		12	1-4	1-3	1-2	1-2-3	0	0	0	0	0	4
#9 Kansas	1/18		11	0-2	0-0	0-0	1-2-3	1	0	1	0	1	0
at Oklahoma State	1/23		10	2-8	0-3	1-2	2-5-7	2	0	3	0	2	5
Kansas State	1/27		15	4-7	2-3	0-1	1-2-3	4	2	1	0	2	10
Auburn	1/30		15	5-9	3-6	0-2	2-4-6	2	2	2	0	1	13
at #6 Texas	2/2		16	3-3	1-1	0-0	0-3-3	2	0	3	0	3	7
Iowa State	2/23		15	1-2	0-0	0-0	1-2-3	0	1	2	0	0	2
at #17 Kansas	2/27		5	0-1	0-1	0-2	0-1-1	3	0	0	0	0	0
at #6 West Virginia	3/2		27	7-12	3-5	1-1	2-3-5	2	0	2	0	4	18
#17 Oklahoma State	3/4		21	7-13	1-4	4-7	2-5-7	0	1	1	0	0	19
Texas Tech	3/7												

### MAYER'S CAREER STATS

YEAR	GP-GS	MIN-AVG	FG-A	PCT	3FG-A	PCT	FT-A	PCT	OFF-DEF-TOT	AVG	PF-D	A	TO	B	S	TP	AVG
2018-19 (FR.)	33-0	388-11.8	51-154	.331	20-65	.308	31-47	.660	24-42-66	2.0	34-0	26	25	8	17	153	4.6
2019-20 (SO.)	30-0	348-11.6	54-128	.422	17-45	.378	20-29	.690	18-39-57	1.9	30-0	23	21	4	15	145	4.8
2020-21 (JR.)	21-0	316-15.0	68-131	.519	22-49	.449	22-39	.564	23-58-81	3.9	30-0	21	24	6	25	180	8.6
<b>CAREER</b>	<b>84-0</b>	<b>1052-12.5</b>	<b>173-413</b>	<b>.419</b>	<b>59-159</b>	<b>.371</b>	<b>73-115</b>	<b>.635</b>	<b>65-139-204</b>	<b>2.4</b>	<b>94-0</b>	<b>70</b>	<b>70</b>	<b>18</b>	<b>57</b>	<b>478</b>	<b>5.7</b>





**45 — DAVION MITCHELL**

**G • 6-2 • 205 • JR. • 1L**  
**HINESVILLE, GA. (AUBURN)**

**MITCHELL NOTEBOOK**

- Lightning quick junior point guard, transferred to Baylor from Auburn and sat out 2018-19 season
- Named 2020 Big 12 Newcomer of the year, All-Big 12 Second Team and Big 12 All-Defensive Team
- Nicknamed "Off Night" for reputation of forcing player he's defending into having an off night
- Selected as Naismith Defensive Player of the Year semifinalist (1 of 10) in each of last 2 seasons
- Posted 6+ assists in 11 of 21 games this season (6+ asts in 6 of 64 career games entering this season)
- Has started all 51 games at Baylor (46-5 record) after coming off bench in all 34 games as freshman at Auburn in 2017-18
- Scored 20 points, including game-winning bucket in OT, as Bears clinched Big 12 title in win at No. 6 West Virginia (3/2/21)
- Recorded game-high 27 points and added 4 assists in win at No. 6 Texas (2/2/21)
- Erupted for career-high 31 points vs. K-State (1/27/21), including 22 points (8-9 FGs) in 12 minutes in 2nd half
- Posted team-highs of 17 points and 5 rebounds in win at No. 15 Texas Tech (1/16/21)
- 2nd career double-double with 10 points, 10 assists vs. Alcorn (12/30), one day after career-high 12 assists vs. UCA (12/29)
- Scored then-career-high 20 points and made career-best 6-of-10 from 3-point range in win at Kansas State (12/19/20)
- Made then-career-high 4-of-5 from 3-point range as part of 15-point, 7-assist effort in win over No. 5 Illinois (12/2/20)
- Teams are 58-5 in games in which he's played 20+ minutes (12-0 at Auburn, 46-5 at Baylor)
- Teams are 30-2 in games in which he's scored 10+ points (2-0 at Auburn, 28-2 at Baylor)
- Averaging 12.0 ppg over last 47 games (563 pts) after posting 4.0 ppg over first 38 collegiate games (153 pts)
- Had career-first double-double with 14 points and career-high 10 assists in 33 minutes vs. Kansas State (2/25/20)
- Came off bench in all 34 games as freshman at Auburn in 2017-18, helping Tigers to 26-8 record and SEC title
- Has team-high 41-inch max vertical, 33.5-inch no-step vertical

**SEASON HIGHS**

**Points:** — 31 vs. Kansas State (1/27/21)  
**FG:** — 12 vs. Kansas State (1/27/21)  
**FGA:** — 16 vs. Kansas State (1/27/21); at Texas (2/2/21)  
**3FG:** — 7 vs. Kansas State (1/27/21)  
**3FGA:** — 10 at Kansas State (12/19/20)  
**FT:** — 4 at TCU (1/9/21); vs. Kansas (1/18/21)  
**FTA:** — 6 at TCU (1/9/21)  
**Rebounds:** — 6 vs. Central Arkansas (12/29/20)  
**Assists:** — 12 vs. Central Arkansas (12/29/20)  
**Turnovers:** — 7 vs. Kansas (1/18/21)  
**Blocks:** — 2 vs. Alcorn State (12/30/20)  
**Steals:** — 4 vs. SFA (12/9/20); at Iowa State (1/2/21)  
**Minutes Played:** — 43 at West Virginia (3/2/21)

**CAREER HIGHS**

**Points:** — 31 vs. Kansas State (1/27/21)  
**FG:** — 12 vs. Kansas State (1/27/21)  
**FGA:** — 16 vs. Kansas State (1/27/21); at Texas (2/2/21)  
**3FG:** — 7 vs. Kansas State (1/27/21)  
**3FGA:** — 10 at Kansas State (12/19/20)  
**FT:** — 7 at Florida (1/25/20)  
**FTA:** — 10 vs. Oklahoma State (2/8/20)  
**Rebounds:** — 6 at Texas (2/10/20); vs. Central Arkansas (12/29/20)  
**Assists:** — 12 vs. Central Arkansas (12/29/20)  
**Turnovers:** — 7 vs. Kansas (1/18/21)  
**Blocks:** — 2, three times  
**Steals:** — 4, five times  
**Minutes Played:** — 43 at West Virginia (3/2/21)

**2020-21 GAME-BY-GAME**

OPPONENT	DATE	GS	MIN	FG	3FG	FT	OR-DR-TR	PF	A	T	B	S	PTS
vs. Louisiana-Lafayette	11/28	*	27	7-9	2-2	2-4	0-4-4	3	6	1	0	3	18
vs. Washington	11/29	*	31	2-8	1-5	1-2	1-3-4	1	7	4	0	1	6
vs. #5 Illinois	12/2	*	31	5-8	4-5	1-2	1-3-4	4	7	3	0	2	15
SFA	12/9	*	31	4-6	1-2	2-2	1-2-3	1	7	3	1	4	11
at Kansas State	12/19	*	32	7-12	6-10	0-0	0-3-3	3	3	4	0	2	20
Arkansas Pine-Bluff	12/21	*	24	4-7	1-4	0-0	0-1-1	3	6	1	1	2	9
Central Arkansas	12/29	*	24	2-3	2-2	0-0	2-4-6	1	12	4	0	3	6
Alcorn State	12/30	*	28	3-5	1-2	3-3	1-2-3	3	10	3	2	3	10
at Iowa State	1/2	*	28	6-13	0-4	1-1	1-2-3	4	2	2	0	4	13
Oklahoma	1/6	*	32	4-10	0-4	0-0	0-1-1	3	4	2	0	1	8
at TCU	1/9	*	38	3-9	0-4	4-6	0-0-0	4	6	3	0	1	10
at #15 Texas Tech	1/16	*	31	6-12	3-6	2-4	0-5-5	3	1	4	0	0	17
#9 Kansas	1/18	*	32	2-5	2-2	4-4	0-0-0	2	3	7	0	3	10
at Oklahoma State	1/23	*	37	3-9	1-5	1-2	1-2-3	1	9	1	1	1	8
Kansas State	1/27	*	28	12-16	7-9	0-0	0-2-2	2	5	2	0	3	31
Auburn	1/30	*	31	4-9	3-6	2-2	1-2-3	3	7	1	0	1	13
at #6 Texas	2/2	*	37	11-16	5-7	0-0	0-1-1	3	4	1	0	1	27
Iowa State	2/23	*	37	4-12	1-4	0-0	2-2-4	2	4	0	0	2	9
at #17 Kansas	2/27	*	38	5-15	1-5	2-4	0-2-2	3	3	2	0	2	13
at #6 West Virginia	3/2	*	43	7-14	4-7	2-2	0-3-3	4	5	3	0	0	20
#17 Oklahoma State	3/4	*	38	4-10	2-8	2-2	1-1-2	1	7	3	1	2	12
Texas Tech	3/7												

**MISCELLANEOUS**

	20-21	BU CAREER	BU RECORD
Double-Figure Points:	15	30	28-2
Double-Figure Assists:	2	3	3-0
Double-Doubles	1	2	2-0
20+ Points:	4	4	4-0
30+ Points:	1	1	1-0
5+ Assists:	13	24	24-0
Led team in Points:	3	5	5-0
Led team in Rebounds:	1	2	2-0
Led team in Assists:	14	29	27-2
Led team in Blocks:	2	5	4-1

**MITCHELL'S AUBURN STATS**

YEAR	GP-GS	MIN-AVG	FG-A	PCT	3FG-A	PCT	FT-A	PCT	OFF-DEF-TOT	AVG	PF-D	A	TO	B	S	TP	AVG
2017-18 (FR.)	34-0	582-17.1	45-105	.429	15-52	.288	21-31	.677	9-30-39	1.1	73-1	63	38	1	18	126	3.7

**MITCHELL'S BAYLOR STATS**

YEAR	GP-GS	MIN-AVG	FG-A	PCT	3FG-A	PCT	FT-A	PCT	OFF-DEF-TOT	AVG	PF-D	A	TO	B	S	TP	AVG
2019-20 (SO.)	30-30	973-32.4	105-257	.409	34-105	.324	53-80	.663	10-71-81	2.7	82-1	114	67	11	44	297	9.9
2020-21 (JR.)	21-21	678-32.3	105-208	.505	47-103	.456	29-40	.725	12-45-57	2.7	54-0	118	54	6	41	286	13.6
<b>BU CAREER</b>	<b>51-51</b>	<b>1651-32.4</b>	<b>210-465</b>	<b>.452</b>	<b>81-208</b>	<b>.389</b>	<b>82-120</b>	<b>.683</b>	<b>22-116-138</b>	<b>2.7</b>	<b>136-1</b>	<b>232</b>	<b>121</b>	<b>17</b>	<b>85</b>	<b>583</b>	<b>11.4</b>
<b>NCAA CAREER</b>	<b>85-51</b>	<b>2233-26.3</b>	<b>255-570</b>	<b>.447</b>	<b>96-260</b>	<b>.369</b>	<b>103-151</b>	<b>.682</b>	<b>31-146-177</b>	<b>2.1</b>	<b>209-2</b>	<b>295</b>	<b>159</b>	<b>18</b>	<b>103</b>	<b>709</b>	<b>8.3</b>



**23 – JONATHAN TCHAMWA TCHATCHOUA**

**F • 6-8 • 245 • SO. • SQ  
DOUALA, CAMEROON (UNLV)**

**SEASON HIGHS**

Points: – 13, three times  
 FG: – 6 at Kansas State (12/19/20); vs. Central Arkansas (12/29/20)  
 FGA: – 10 at Kansas State (12/19/20)  
 3FG: –  
 3FGA: –  
 FT: – 5 vs. Illinois (12/2/20)  
 FTA: – 6 vs. Illinois (12/2/20)  
 Rebounds: – 11 vs. Central Arkansas (12/29/20)  
 Assists: – 1, five times  
 Turnovers: – 3 at Iowa State (1/2/21)  
 Blocks: – 4 at Oklahoma State (1/23/21)  
 Steals: – 2, three times  
 Minutes Played: – 26 at Iowa State (1/2/21)

**CAREER HIGHS**

Points: – 13, four times  
 FG: – 6 at Kansas State (12/19/20); vs. Central Arkansas (12/29/20)  
 FGA: – 10 at Kansas State (12/19/20)  
 3FG: –  
 3FGA: – 1, three times  
 FT: – 9 vs. Colorado State (1/2/19)  
 FTA: – 10 vs. Colorado State (1/2/19)  
 Rebounds: – 12 vs. Colorado State (1/2/19)  
 Assists: – 2 vs. Indiana State (12/23/18)  
 Turnovers: – 4 vs. New Mexico (1/8/19)  
 Blocks: – 4 at Oklahoma State (1/23/21)  
 Steals: – 2, five times  
 Minutes Played: – 40 vs. BYU (12/15/18)

**MISCELLANEOUS**

	20-21	BU RECORD
Double-Figure Points:	5	5-0
Double-Figure Rebounds:	2	2-0
Double-Doubles:	1	1-0
2+ Blocks:	4	4-0
Led team in Points:	–	–
Led team in Rebounds:	8	8-0
Led team in Blocks:	7	7-0
Led team in Bench Points:	5	5-0

**TCHAMWA TCHATCHOUA NOTEBOOK**

- Third-year sophomore big man with tremendous athleticism, extremely coachable; splits time with Flo Thamba at 5-spot
- Coaches refer to him as “Everyday Jon,” because they know he’s going to be the same energy-giving person every day
- Transferred to Baylor after playing one year at UNLV, sat out 2019-20 season and participated on BU practice squad
- Has scored 48% of his field goals on dunks (28 of 58) over first 20 games played at Baylor
- Blocked 14 shots in last 12 games (1.2 bpg) after recording 2 blocks over season’s first 8 games (0.3 bpg)
- 2nd career double-double with 13 points and career-high 11 boards vs. Central Arkansas (12/29/20)
- Matched career-high with 13 points (all in first half), including 3 alley-oop dunks in 24 minutes off bench at K-State (12/19/20)
- Scored career-high 13 points and added team-high 6 rebounds in 21 minutes off bench vs. SFA (12/9/20)
- Posted 9 points and 9 rebounds in 24 minutes off bench in win over No. 5 Illinois (12/2/20)
- Nearly posted double-double in second game with Bears, 12 points and 9 rebounds in 19 minutes off bench vs. Washington
- Played 31 games (11 starts) as freshman at UNLV, averaging 3.4 PPG, 3.5 RPG, 0.7 BPG in 13.3 MPG
- Recorded career-first double-double with 13 points and 12 rebounds in 16 minutes vs. Colorado State (1/2/19) while at UNLV
- Played 40 minutes in overtime win in first collegiate start vs. BYU (12/15/18) while at UNLV
- Born in Cameroon, moved to Australia and played at NBA Global Academy for final two high school seasons

**2020-21 GAME-BY-GAME**


OPPONENT	DATE	GS	MIN	FG	3FG	FT	OR-DR-TR	PF	A	T	B	S	PTS
vs. Louisiana-Lafayette	11/28		16	2-5	0-0	2-2	1-6-7	3	0	2	0	0	6
vs. Washington	11/29		19	5-9	0-0	2-2	4-5-9	2	1	1	1	0	12
vs. #5 Illinois	12/2		24	2-4	0-0	5-6	6-3-9	4	0	1	0	0	9
SFA	12/9		21	5-6	0-0	3-4	1-5-6	3	0	0	1	0	13
at Kansas State	12/19		24	6-10	0-0	1-2	3-1-4	2	1	0	0	2	13
Arkansas Pine-Bluff	12/21		18	5-8	0-0	0-0	4-4-8	4	1	0	0	0	10
Central Arkansas	12/29		21	6-6	0-0	1-2	1-10-11	0	0	1	0	0	13
Alcorn State	12/30		18	3-5	0-0	0-1	3-5-8	0	0	1	0	0	6
at Iowa State	1/2		26	2-2	0-0	3-3	2-8-10	1	0	3	2	0	7
Oklahoma	1/6		24	2-3	0-0	2-2	1-3-4	2	0	2	1	0	6
at TCU	1/9		20	2-6	0-0	0-0	2-1-3	3	1	1	1	1	4
at #15 Texas Tech	1/16		17	2-7	0-0	3-4	3-2-5	0	0	0	0	0	7
#9 Kansas	1/18		23	4-5	0-0	0-0	2-3-5	3	0	2	2	1	8
at Oklahoma State	1/23		17	2-4	0-0	0-0	1-3-4	1	0	2	4	0	4
Kansas State	1/27		14	3-4	0-0	1-2	2-1-3	4	1	1	0	0	7
Auburn	1/30		21	2-4	0-0	2-3	3-3-6	1	1	0	3	1	6
at #6 Texas	2/2		26	1-2	0-0	0-0	0-6-6	2	0	0	0	1	2
Iowa State	2/23			DNP									
at #17 Kansas	2/27		11	1-3	0-0	0-0	0-0-0	2	0	0	0	0	2
at #6 West Virginia	3/2		17	2-3	0-0	0-0	1-0-1	4	0	0	0	2	4
#17 Oklahoma State	3/4		24	1-2	0-0	0-0	0-2-2	1	0	2	1	2	2
Texas Tech	3/7												

**TCHAMWA TCHATCHOUA'S UNLV STATS**

YEAR	GP-GS	MIN-AVG	FG-A	PCT	3FG-A	PCT	FT-A	PCT	OFF-DEF-TOT	AVG	PF-D	A	TO	B	S	TP	AVG
2018-19 (FR.)	31-11	412-13.3	38-80	.475	0-3	.000	30-44	.682	57-50-107	3.5	68-2	6	25	21	7	106	3.4

**TCHAMWA TCHATCHOUA'S BAYLOR STATS**

YEAR	GP-GS	MIN-AVG	FG-A	PCT	3FG-A	PCT	FT-A	PCT	OFF-DEF-TOT	AVG	PF-D	A	TO	B	S	TP	AVG
2020-21 (SO.)	20-0	401-20.1	58-98	.592	0-0	.000	25-33	.758	40-71-111	5.6	42-0	6	19	16	10	141	7.1
<b>NCAA CAREER</b>	<b>51-11</b>	<b>813-15.9</b>	<b>96-178</b>	<b>.539</b>	<b>0-3</b>	<b>.000</b>	<b>55-77</b>	<b>.714</b>	<b>97-121-218</b>	<b>4.3</b>	<b>110-2</b>	<b>12</b>	<b>44</b>	<b>37</b>	<b>17</b>	<b>247</b>	<b>4.8</b>



## 31 — MACIO TEAGUE

G • 6-4 • 195 • SR. • 1L

CINCINNATI, OHIO (UNC ASHEVILLE)

### SEASON HIGHS

**Points:** — 23 at Kansas State (12/19/20)  
**FG:** — 9 vs. ULL (11/28/20); vs. Central Arkansas (12/29/20)  
**FGA:** — 20 at Kansas (2/27/21)  
**3FG:** — 5 at Kansas State (12/19/20)  
**3FGA:** — 9 at Kansas State (12/19/20)  
**FT:** — 8 vs. Alcorn State (12/30/20)  
**FTA:** — 8 vs. Alcorn State (12/30/20); at Iowa State (1/2/21)  
**Rebounds:** — 10 at Kansas State (12/19/20)  
**Assists:** — 5 vs. Kansas State (11/27/21); vs. Oklahoma State (3/4/21)  
**Turnovers:** — 4 at West Virginia (3/2/21)  
**Blocks:** — 2 at Oklahoma State (1/23/21)  
**Steals:** — 3 at Iowa State (1/2/21); vs. Kansas (1/18/21)  
**Minutes Played:** — 37 at K-State (12/19/20); at Texas Tech (1/16/21)

### CAREER HIGHS

**Points:** — 36 at Campbell (2/1/18)\*  
**FG:** — 14 at Campbell (2/1/18)\*  
**FGA:** — 24 vs. USC (3/13/18)\*  
**3FG:** — 7 at Campbell (2/1/18)\*  
**3FGA:** — 15 at Campbell (2/1/18)\*  
**FT:** — 12 at Charleston Southern (1/14/17)\*  
**FTA:** — 14 vs. High Point (1/27/18)\*  
**Rebounds:** — 11 at UNC Greensboro (12/19/17)\*  
**Assists:** — 8 vs. Wofford (11/26/17)\*  
**Turnovers:** — 8 at Rhode Island (11/10/17)\*  
**Blocks:** — 2 at Oklahoma State (1/23/21)  
**Steals:** — 5 at Coastal Carolina (12/3/16)\*  
**Minutes Played:** — 49 vs. USC (3/13/18)\*

\* - while at UNC Asheville

### MISCELLANEOUS

	20-21	BU CAREER	BU RECORD
Double-Figure Points:	19	41	39-2
Double-Figure Rebounds:	1	2	2-0
Double-Doubles:	1	2	2-0
20+ Points:	3	6	6-0
5+ Assists:	2	5	4-1
Led team in Points:	6	16	15-1
Led team in Rebounds:	3	7	6-1
Led team in Assists:	1	4	3-1
Led team in Blocks:	2	3	3-0

### TEAGUE NOTEBOOK

- Fifth-year senior guard, earned All-Big 12 Second Team honors in first season at BU; played 2 years at UNC Asheville
- Has earned All-Conference honors all 3 collegiate seasons (1st Team All-Big South 2017 & 2018, 2nd Team All-Big 12 2020)
- Nation's only player with 1,500 career points (1,779), 500 rebounds (517), 250 assists (264), 125 steals (135) and 200 3FGs (261)
- Led Bears in scoring in 12 of last 33 games played and 16 times over 2 seasons (Bears are 15-1 when he leads team in scoring)
- Led team in points (18) and rebounds (8) at No. 17 Kansas (2/27/21)
- Scored game-high 23 points and added 10 rebounds for 5th career double-double (2nd at BU) in win at Kansas State (12/19/20)
- Led Bears with 21 points, 7 rebounds and 4 assists in 32 minutes of season-opener vs. Louisiana (11/28/20)
- Has 7 career games with 6+ made 3FGs, 13 games with 5+ made 3FGs and 43 games with 3+ made 3FGs
- Scored in double-figures in 41 of 49 games at Baylor and in 95 of 116 games during collegiate career
- Has 5 career double-doubles, including 23 points and 10 rebounds in this season's Big 12 opener at Kansas State (12/19/20)
- Career .402 3-point shooter, averaging 2.3 made 3s per games (261-of-650 over 116 games)
- Played in 90 consecutive games (89 starts) to start collegiate career before sitting out 2 games with broken wrist
- Led team in scoring in 6 straight games with 15+ points in each before suffering broken wrist at Texas (2/10/20)
- Had 4th career double-double with 18 points and 10 rebounds in Baylor debut vs. Central Arkansas (11/5/19)
- Earned Myrtle Beach Invitational All-Tournament honors after leading Bears with 18.7 points per game (17+ points all 3 games)
- Scored 1,078 points over 2 seasons at UNCA, 4th player in Big South history to reach 1k as soph.

### 2020-21 GAME-BY-GAME

OPPONENT	DATE	GS	MIN	FG	3FG	FT	OR-DR-TR	PF	A	T	B	S	PTS
vs. Louisiana-Lafayette	11/28	*	32	9-18	3-7	0-0	2-5-7	0	4	2	0	0	21
vs. Washington	11/29	*	29	6-12	2-6	1-2	3-3-6	0	1	2	0	0	15
vs. #5 Illinois	12/2	*	32	4-10	0-2	3-4	1-1-2	0	0	0	0	0	11
SFA	12/9	*	25	2-6	0-3	5-5	1-1-2	1	1	2	0	0	9
at Kansas State	12/19	*	37	8-14	5-9	2-3	4-6-10	0	2	1	0	1	23
Arkansas Pine-Bluff	12/21	*	28	3-6	2-3	5-5	3-1-4	0	2	1	0	0	13
Central Arkansas	12/29	*	26	9-13	2-5	0-0	0-3-3	0	1	1	0	2	20
Alcorn State	12/30	*	20	4-9	2-7	8-8	2-0-2	0	3	0	0	1	18
at Iowa State	1/2	*	36	3-11	1-3	6-8	1-3-4	0	0	1	1	3	13
Oklahoma	1/6	*	34	6-11	4-6	1-2	0-4-4	3	0	1	1	0	17
at TCU	1/9	*	31	5-14	2-6	0-0	2-0-2	0	2	1	0	1	12
at #15 Texas Tech	1/16	*	37	6-11	0-2	2-2	1-3-4	0	1	2	1	1	14
#9 Kansas	1/18	*	32	5-12	0-4	3-3	0-1-1	1	1	2	0	3	13
at Oklahoma State	1/23	*	33	4-10	0-2	0-0	2-1-3	3	1	0	2	1	8
Kansas State	1/27	*	23	6-11	4-6	2-2	0-6-6	2	5	1	0	1	18
Auburn	1/30	*	31	6-13	1-5	2-3	1-3-4	0	0	2	0	1	15
at #6 Texas	2/2	*	30	4-7	0-1	2-2	1-2-3	2	2	3	0	0	10
Iowa State	2/23	*	29	5-13	0-4	4-4	0-5-5	0	3	2	0	1	14
at #17 Kansas	2/27	*	36	7-20	3-8	1-1	4-4-8	3	1	0	0	0	18
at #6 West Virginia	3/2	*	33	5-11	1-7	0-0	1-3-4	1	2	4	0	0	11
#17 Oklahoma State	3/4	*	35	7-12	2-3	3-5	2-2-4	0	5	1	0	2	19
Texas Tech	3/7												

### TEAGUE'S UNC ASHEVILLE STATS

YEAR	GP-GS	MIN-AVG	FG-A	PCT	3FG-A	PCT	FT-A	PCT	OFF-DEF-TOT	AVG	PF-D	A	TO	B	S	TP	AVG
2016-17 (FR.)	33-32	1124-34.1	169-361	.468	70-154	.455	101-114	.886	18-133-151	4.6	46-0	90	31	7	36	509	15.4
2017-18 (SO.)	34-34	1200-35.3	181-433	.418	97-228	.425	110-127	.866	17-132-149	4.4	57-0	85	70	4	54	569	16.7
<b>CAREER</b>	<b>67-66</b>	<b>2324-34.7</b>	<b>350-794</b>	<b>.441</b>	<b>167-382</b>	<b>.437</b>	<b>211-241</b>	<b>.876</b>	<b>35-265-300</b>	<b>4.5</b>	<b>103-0</b>	<b>175</b>	<b>101</b>	<b>11</b>	<b>90</b>	<b>1078</b>	<b>16.1</b>

### TEAGUE'S BAYLOR STATS

YEAR	GP-GS	MIN-AVG	FG-A	PCT	3FG-A	PCT	FT-A	PCT	OFF-DEF-TOT	AVG	PF-D	A	TO	B	S	TP	AVG
2019-20 (JR.)	28-28	913-32.6	120-300	.400	60-169	.355	89-105	.848	29-100-129	4.6	36-0	52	35	5	27	389	13.9
2020-21 (SR.)	21-21	649-30.9	114-244	.467	34-99	.343	50-59	.847	31-57-88	4.2	16-0	37	29	5	18	312	14.9
<b>BU CAREER</b>	<b>49-49</b>	<b>1562-31.9</b>	<b>234-544</b>	<b>.430</b>	<b>94-268</b>	<b>.351</b>	<b>139-164</b>	<b>.848</b>	<b>60-157-217</b>	<b>4.4</b>	<b>52-0</b>	<b>89</b>	<b>64</b>	<b>10</b>	<b>45</b>	<b>701</b>	<b>14.3</b>
<b>NCAA CAR.</b>	<b>116-115</b>	<b>3886-33.5</b>	<b>584-1338</b>	<b>.436</b>	<b>261-650</b>	<b>.402</b>	<b>350-405</b>	<b>.864</b>	<b>95-422-517</b>	<b>4.5</b>	<b>155-0</b>	<b>264</b>	<b>165</b>	<b>21</b>	<b>135</b>	<b>1779</b>	<b>15.3</b>





**THAMBA NOTEBOOK**

- Junior with 7-foot-5 wingspan, originally from Kinshasa, Congo; splits time with Jonathan Tchamwa Tchatchoua at 5-spot
- Has started all 21 games this season after playing 19 of 30 games last season, all off bench (11 DNP's)
- Already has more points & rebounds this season (79 pts, 89 rebs) than either of first 2 seasons (58/72 fresh, 43/42 soph)
- Grabbed career-high 11 rebounds in just 17 minutes of win vs. Auburn (1/30/21)
- Posted season-high 10 points in just 13 minutes of win at Iowa State (1/2/21)
- Recorded 7 rebounds (6 offensive) in 18 minutes of BU win at Kansas State (12/19/20)
- Saw 15 minutes of action in season finale last year at West Virginia, most in any Big 12 game last season
- Made pair of clutch free throws to give Bears 1-point lead with 4:55 left in comeback win at Oklahoma State (1/18/20)
- Recorded career-highs with 11 points (4-4 FGs), 8 rebounds, 4 blocks and 21 minutes vs. UT Martin (12/18/19)
- Came off bench in 33 of 34 games as freshman in 2018-19, including 15 games with double-digit minutes
- Born in Congo, lived in England, France and South Africa, emigrated to United States in 2014
- Averaged 14.0 points, 10.0 rebounds and 1.5 blocks as senior at Mountain Mission School in Grundy, Va.
- Late addition to 2018 signing class, ranked No. 243 overall and No. 34 center by 247Sports

**0 — FLO THAMBA**

**F • 6-10 • 245 • JR. • 2L**  
**KINSHASA, CONGO (MOUNTAIN MISSION SCHOOL)**

**SEASON HIGHS**

**Points:** — 10 at Iowa State (1/2/21)  
**FG:** — 4 at Kansas (2/27/21)  
**FGA:** — 5 vs. Iowa State (2/23/21)  
**3FG:** —  
**3FGA:** —  
**FT:** — 4 vs. Alcorn State (12/30/20); at Iowa State (1/2/21)  
**FTA:** — 5 vs. Alcorn State (12/30/20); at Iowa State (1/2/21)  
**Rebounds:** — 11 vs. Auburn (1/30/21)  
**Assists:** — 1, three times  
**Turnovers:** — 3 at Kansas State (12/19/20)  
**Blocks:** — 3 vs. Kansas State (1/27/21)  
**Steals:** — 1 vs. UAPB (12/21/20); at TCU (1/9/21)  
**Minutes Played:** — 21 vs. Kansas State (1/27/21)

**CAREER HIGHS**

**Points:** — 11 vs. UT Martin (12/18/19)  
**FG:** — 4 vs. UT Martin (12/18/19); at Kansas (2/27/21)  
**FGA:** — 5 vs. Kansas (1/12/19); vs. Iowa State (2/23/21)  
**3FG:** —  
**3FGA:** —  
**FT:** — 4 vs. Alcorn State (12/30/20); at Iowa State (1/2/21)  
**FTA:** — 6 vs. UT Martin (12/18/19)  
**Rebounds:** — 11 vs. Auburn (1/30/21)  
**Assists:** — 3 vs. TCU (2/2/19)  
**Turnovers:** — 3 at Kansas State (12/19/20)  
**Blocks:** — 4 vs. UT Martin (12/18/19)  
**Steals:** — 1, nine times  
**Minutes Played:** — 21, four times

**MISCELLANEOUS**


	20-21	CAREER	BU RECORD
Double-Figure Points:	1	2	2-0
Double-Figure Rebounds:	1	1	1-0
Double-Doubles:	—	—	—
2+ Blocks:	1	9	8-1
Led team in Points:	—	—	—
Led team in Rebounds:	2	3	3-0
Led team in Blocks:	6	14	12-2
Led team in Bench Points:	—	3	2-1

**2020-21 GAME-BY-GAME**

OPPONENT	DATE	GS	MIN	FG	3FG	FT	OR-DR-TR	PF	A	T	B	S	PTS
vs. Louisiana-Lafayette	11/28	*	20	2-4	0-0	2-4	5-2-7	2	0	1	0	0	6
vs. Washington	11/29	*	15	0-1	0-0	0-2	1-1-2	2	0	0	1	0	0
vs. #5 Illinois	12/2	*	13	2-2	0-0	0-3	0-0-0	3	0	0	0	0	4
SFA	12/9	*	11	1-1	0-0	2-2	1-0-1	4	0	1	0	0	4
at Kansas State	12/19	*	18	1-1	0-0	1-2	6-1-7	2	1	3	0	0	3
Arkansas Pine-Bluff	12/21	*	16	2-3	0-0	0-0	2-6-8	1	1	1	1	1	4
Central Arkansas	12/29	*	14	1-1	0-0	0-0	0-6-6	0	0	0	1	0	2
Alcorn State	12/30	*	16	2-3	0-0	4-5	2-4-6	3	0	0	1	0	8
at Iowa State	1/2	*	13	3-3	0-0	4-5	1-3-4	3	0	0	0	0	10
Oklahoma	1/6	*	13	1-2	0-0	0-0	4-2-6	3	0	0	1	0	2
at TCU	1/9	*	16	1-1	0-0	0-2	1-6-7	3	0	0	1	1	2
at #15 Texas Tech	1/16	*	13	0-1	0-0	0-0	1-0-1	3	0	0	0	0	0
#9 Kansas	1/18	*	14	3-3	0-0	1-2	3-1-4	3	0	1	0	0	7
at Oklahoma State	1/23	*	9	0-0	0-0	2-2	0-1-1	4	0	1	0	0	2
Kansas State	1/27	*	21	1-2	0-0	2-2	3-3-6	1	0	0	3	0	4
Auburn	1/30	*	17	0-4	0-0	0-0	4-7-11	2	1	0	1	0	0
at #6 Texas	2/2	*	10	1-3	0-0	0-0	0-2-2	2	0	1	1	0	2
Iowa State	2/23	*	18	3-5	0-0	1-2	1-2-3	3	0	2	1	0	7
at #17 Kansas	2/27	*	20	4-4	0-0	1-1	2-2-4	3	0	0	1	0	9
at #6 West Virginia	3/2	*	12	1-1	0-0	1-2	0-2-2	3	0	1	0	0	3
#17 Oklahoma State	3/4	*	8	0-1	0-0	0-0	0-1-1	3	0	1	0	1	0
Texas Tech	3/7												

**THAMBA'S CAREER STATS**

YEAR	GP-GS	MIN-AVG	FG-A	PCT	3FG-A	PCT	FT-A	PCT	OFF-DEF-TOT	AVG	PF-D	A	TO	B	S	TP	AVG
2018-19 (FR.)	33-0	331-10.0	21-39	.538	0-0	.000	16-30	.533	31-41-72	2.2	57-1	11	24	21	6	58	1.8
2019-20 (SO.)	19-0	172-9.1	13-27	.481	0-0	.000	17-30	.567	14-28-42	2.2	33-1	2	7	13	1	43	2.3
2020-21 (JR.)	21-21	307-14.6	29-46	.630	0-0	.000	21-37	.568	37-52-89	4.2	53-0	3	13	13	3	79	3.8
<b>CAREER</b>	<b>73-21</b>	<b>810-11.1</b>	<b>63-112</b>	<b>.563</b>	<b>0-0</b>	<b>.000</b>	<b>54-97</b>	<b>.557</b>	<b>82-121-203</b>	<b>2.8</b>	<b>143-2</b>	<b>16</b>	<b>44</b>	<b>47</b>	<b>10</b>	<b>180</b>	<b>2.5</b>



## 5 — JORDAN TURNER

G/F • 6-8 • 195 • RFR. • SO  
HOUSTON, TEXAS (SUNRISE CHRISTIAN)

### SEASON/CAREER HIGHS

Points: — 10 vs. Alcorn State (12/30/20)  
 FG: — 3 vs. Alcorn State (12/30/20)  
 FGA: — 5 vs. UAPB (12/21/20)  
 3FG: — 3 vs. Alcorn State (12/30/20)  
 3FGA: — 3 vs. UAPB (12/21/20); vs. Alcorn State (12/30/20)  
 FT: — 4 vs. UAPB (12/21/20)  
 FTA: — 4 vs. UAPB (12/21/20)  
 Rebounds: — 4 vs. UAPB (12/21/20)  
 Assists: — 2 vs. UAPB (12/21/20)  
 Steals: —  
 Blocks: —  
 Turnovers: — 1 vs. SFA (12/9/20); vs. Kansas State (1/27/21)  
 Minutes Played: — 14 vs. UAPB (12/21/20)

### MISCELLANEOUS

	20-21	BU RECORD
Double-Figure Points:	1	1-0
Double-Figure Rebounds:	—	—
Double-Doubles:	—	—
2+ Blocks:	—	—
Led team in Points:	—	—
Led team in Rebounds:	—	—
Led team in Blocks:	—	—
Led team in Assists:	—	—

### TURNER NOTEBOOK

- Redshirt freshman wing from Houston, attended Sunrise Christian in Bel Aire, Kan. for final 2 prep seasons
- Elected to take voluntary redshirt and participate on practice squad during 2019-20 season
- Combined for 20 points and 13 rebounds in 37 minutes over last 4 games played (5-of-8 from 3-point range)
- Posted career-high 10 points (3-3 3FGs), added 3 rebounds in 8 minutes off bench vs. Alcorn State (12/30/20)
- Scored career-first points with 7 points and 4 rebounds in season-high 14 minutes off bench vs. UAPB (12/21/20)
- Played first two collegiate games in Bears' trip to Las Vegas, seeing 2 minutes of late-game action in both games
- Ranked No. 11 recruit in Texas and No. 24 SF nationally in 2019 signing class by ESPN
- Played first two prep seasons at Global Learning Village in Houston
- Twin brother, Jalyn, is sophomore on Central Oklahoma basketball squad

### 2020-21 GAME-BY-GAME

OPPONENT	DATE	GS	MIN	FG	3FG	FT	OR-DR-TR	PF	A	T	B	S	PTS
vs. Louisiana-Lafayette	11/28		2	0-0	0-0	0-0	0-0-0	0	0	0	0	0	0
vs. Washington	11/29		2	0-0	0-0	0-0	0-0-0	0	0	0	0	0	0
vs. #5 Illinois	12/2			DNP									
SFA	12/9		4	0-1	0-0	0-0	0-0-0	1	0	1	0	0	0
at Kansas State	12/19			DNP									
Arkansas Pine-Bluff	12/21		14	1-5	1-3	4-4	1-3-4	2	2	0	0	0	7
Central Arkansas	12/29		7	1-3	1-2	0-0	1-2-3	1	0	0	0	0	3
Alcorn State	12/30		8	3-4	3-3	1-2	1-2-3	5	1	0	0	0	10
at Iowa State	1/2			DNP									
Oklahoma	1/6			DNP									
at TCU	1/9			DNP									
at #15 Texas Tech	1/16			DNP									
#9 Kansas	1/18			DNP									
at Oklahoma State	1/23			DNP									
Kansas State	1/27		8	0-3	0-0	0-0	1-2-3	2	0	1	0	0	0
Auburn	1/30			DNP									
at #6 Texas	2/2			DNP									
Iowa State	2/23			DNP									
at #17 Kansas	2/27			DNP									
at #6 West Virginia	3/2			DNP									
#17 Oklahoma State	3/4			DNP									
Texas Tech	3/7			DNP									

### TURNER'S CAREER STATS

YEAR	GP-GS	MIN-AVG	FG-A	PCT	3FG-A	PCT	FT-A	PCT	OFF-DEF-TOT	AVG	PF-D	A	TO	B	S	TP	AVG
2020-21 (RFR.)	7-0	45-6.4	5-16	.313	5-8	.625	5-6	.833	4-9-13	1.9	11-1	3	2	0	0	20	2.9
CAREER	7-0	45-6.4	5-16	.313	5-8	.625	5-6	.833	4-9-13	1.9	11-1	3	2	0	0	20	2.9



# 11 – MARK VITAL

G/F • 6-5 • 250 • SR. • 3L

LAKE CHARLES, LA. (ADVANCED PREP INT'L (TEXAS))

## VITAL NOTEBOOK

- Bruising senior guard/forward from Lake Charles, La., sat out 2016-17 season before debuting in 2017-18
- Two-time All-Big 12 honoree (3rd Team in 2020, HM in 2019) and two-time Big 12 All-Defensive Team selection
- Named 1 of 10 Naismith Defensive POY Semifinalists for 2nd straight season (advanced as 1 of 4 finalists last season)
- Holds BU record with 44 career Big 12 victories (44-22), passing A.J. Walton (39-29); 10th all-time at BU with 138 steals
- Posted season-highs of 15 rebounds, 3 blocks and 32 minutes vs. Iowa State (2/23/21) in first game back from 21-day break
- Scored career-high 19 points (8-9 FGs) in comeback from 9 points down to win at Oklahoma State (1/23/21)
- Grabbed 10 rebounds and had highlight-reel chasedown block in win over No. 9 Kansas (1/18/21)
- Posted 15 rebounds, 8 points, 4 assists and 3 blocks in 27 minutes vs. Washington (11/29/20)
- Twice has posted as many rebounds as all opposing players combined – 11/29/20 vs. Washington (15-15), 12/15/18 at Arizona (17-14)
- Has scored in double-figures 26 times during BU career, has 15 games with double-digit rebounds and 2 double-doubles
- Has started 85 of team's last 95 games, across small forward, power forward and small-ball center
- Appeared in team-high 87 consecutive games before missing game vs. Texas Tech (3/2/20) due to knee injury late last season
- Tied career-high with 3 blocks, including potential go-ahead layup with 1.5 seconds left in win over No. 18 Butler (12/10/19)
- Had then-career-high 17 points with 8 rebounds in 29 minutes of 2019 NCAA Tournament 2nd Round vs. Gonzaga
- Went perfect 7-for-7 at foul line and posted 13 points, 8 rebounds and 3 assists in 84-83 OT win vs. Texas (2/27/17)
- Posted 2nd career double-double with career-high 15 points, 14 rebounds, 2 assists and 2 blocks in win vs. West Virginia (2/23/19)
- Had career-high 17 rebounds (9 offensive) in win at Arizona (12/15/18), out-rebounding all 9 Arizona players combined (14 rebounds)
- Played in all but one game vs. NCAA teams during BU career (missed vs. Randall in 2017-18 and vs. TTU in 2018-19)
- Committed to Baylor in September 2013, more than two years before signing day

## SEASON HIGHS

Points: – 19 at Oklahoma State (1/23/21)  
 FG: – 8 at Oklahoma State (1/23/21)  
 FGA: – 9 at Oklahoma State (1/23/21)  
 3FG: –  
 3FGA: – 2 vs. Central Arkansas (12/29/20)  
 FT: – 5 at TCU (1/9/21)  
 FTA: – 8 at Kansas (2/27/21)  
 Rebounds: – 15 vs. Washington (11/29/20); vs. Iowa State (2/23/21)  
 Assists: – 4 vs. Washington (11/29/20)  
 Turnovers: – 4 vs. Washington (11/29/20); vs. SFA (12/9/20)  
 Blocks: – 3 vs. Washington (11/29/20); vs. Iowa State (2/23/21)  
 Steals: – 3, four times  
 Minutes Played: – 34 at West Virginia (3/2/21)

## CAREER HIGHS

Points: – 19 at Oklahoma State (1/23/21)  
 FG: – 8 at Oklahoma State (1/23/21)  
 FGA: – 13 vs. Kansas (1/12/19)  
 3FG: – 1, seven times  
 3FGA: – 4 vs. Jackson State (12/30/19)  
 FT: – 7 vs. Texas (2/27/19)  
 FTA: – 10 vs. Prairie View A&M (11/12/18); vs. Nicholls (11/16/18)  
 Rebounds: – 17 at Arizona (12/15/18)  
 Assists: – 8 vs. Oklahoma State (1/15/18)  
 Turnovers: – 7 vs. Kansas (2/10/18)  
 Blocks: – 3, seven times  
 Steals: – 5 vs. SFA (12/18/18)  
 Minutes Played: – 41 vs. Texas (2/27/19)

## MISCELLANEOUS

	20-21	CAREER	BU RECORD
Double-Figure Points:	1	26	16-10
Double-Figure Rebounds:	3	15	12-3
Double-Doubles:	–	2	2-0
5+ Assists:	–	8	7-1
2+ Blocks	7	26	21-5
Led team in Points:	–	3	0-3
Led team in Rebounds:	7	40	29-11
Led team in Assists:	1	19	12-8
Led team in Blocks:	9	29	22-7
Led team in Bench Points:	–	8	7-1

## 2020-21 GAME-BY-GAME

OPPONENT	DATE	GS	MIN	FG	3FG	FT	OR-DR-TR	PF	A	T	B	S	PTS
vs. Louisiana-Lafayette	11/28	*	15	2-2	0-0	1-3	1-1-2	3	2	1	0	3	5
vs. Washington	11/29	*	27	4-8	0-0	0-0	7-8-15	2	4	4	3	0	8
vs. #5 Illinois	12/2	*	27	2-7	0-0	2-2	4-3-7	1	1	0	1	1	6
SFA	12/9	*	22	2-6	0-1	0-0	1-5-6	4	0	4	0	3	4
at Kansas State	12/19	*	19	3-4	0-0	1-2	2-0-2	2	0	1	0	2	7
Arkansas Pine-Bluff	12/21	*	11	2-5	0-0	0-0	1-4-5	0	1	0	2	1	4
Central Arkansas	12/29	*	20	1-7	0-2	0-0	0-1-1	3	2	0	1	0	2
Alcorn State	12/30	*	17	2-5	0-1	1-2	1-0-1	2	2	0	0	2	5
at Iowa State	1/2	*	22	3-5	0-0	0-3	1-4-5	4	2	1	2	0	6
Oklahoma	1/6	*	16	0-3	0-0	1-2	2-6-8	0	3	1	1	0	1
at TCU	1/9	*	25	2-4	0-0	5-6	2-4-6	4	0	2	0	0	9
at #15 Texas Tech	1/16	*	30	1-1	0-0	2-2	2-3-5	4	0	2	1	3	4
#9 Kansas	1/18	*	29	2-5	0-0	0-0	1-9-10	4	1	0	1	0	4
at Oklahoma State	1/23	*	27	8-9	0-0	3-6	3-2-5	3	1	0	2	2	19
Kansas State	1/27	*	24	4-6	0-1	0-0	1-4-5	1	1	1	1	3	8
Auburn	1/30	*	21	0-3	0-0	2-4	1-1-2	3	1	1	2	1	2
at #6 Texas	2/2	*	24	3-7	0-0	0-0	3-3-6	3	1	1	0	0	6
Iowa State	2/23	*	32	1-2	0-0	1-3	8-7-15	2	0	2	3	2	3
at #17 Kansas	2/27	*	27	3-6	0-0	2-8	5-1-6	2	3	0	0	2	8
at #6 West Virginia	3/2	*	34	3-4	0-0	1-4	5-3-8	3	2	0	2	2	7
#17 Oklahoma State	3/4	*	27	2-4	0-0	0-0	1-3-4	4	1	0	1	0	4
Texas Tech	3/7												

## VITAL'S CAREER STATS

YEAR	GP-GS	MIN-AVG	FG-A	PCT	3FG-A	PCT	FT-A	PCT	OFF-DEF-TOT	AVG	PF-D	A	TO	B	S	TP	AVG
2016-17 (FR.)																	
2017-18 (FR.)	33-18	786-23.8	87-181	.481	1-10	.100	47-93	.505	75-109-184	5.6	73-0	71	68	21	26	222	6.7
2018-19 (SO.)	34-34	943-27.7	89-192	.464	4-22	.182	64-121	.529	121-124-245	7.2	99-4	68	61	31	35	246	7.2
2019-20 (JR.)	29-23	755-26.0	73-159	.459	2-17	.118	28-67	.418	85-96-181	6.2	78-3	53	41	17	50	176	6.1
2020-21 (SR.)	21-21	496-23.6	50-103	.485	0-5	.000	22-47	.468	52-72-124	5.9	54-0	28	21	23	27	122	5.8
<b>CAREER</b>	<b>117-96</b>	<b>2980-25.5</b>	<b>299-635</b>	<b>.471</b>	<b>7-54</b>	<b>.130</b>	<b>161-328</b>	<b>.491</b>	<b>333-401-734</b>	<b>6.3</b>	<b>304-7</b>	<b>220</b>	<b>191</b>	<b>92</b>	<b>138</b>	<b>766</b>	<b>6.5</b>



**2020-21 SEASON STATISTICS**



**2020-21 Baylor Men's Basketball  
Combined Team Statistics  
All games**

Page 1/1  
as of Mar 05, 2021

**Game Records**

Record	Overall	Home	Away	Neutral
ALL GAMES	20-1	10-0	7-1	3-0
CONFERENCE	12-1	5-0	7-1	0-0
NON-CONFERENCE	8-0	5-0	0-0	3-0

**Score by Periods**

Team	1st	2nd	OT	TOT
Baylor	856	920	13	1789
Opponents	606	756	8	1370

**Team Box Score**

No.	Player	Total			3-Point		F-Throw		Rebounds				PF		DQ		A		TO		BLK		STL		PTS		AVG
		GP-GS	MIN	AVG	FG-FGA	FG%	3FG-FGA	3FG%	FT-FTA	FT%	OFF	DEF	TOT	AVG	PF	DQ	A	TO	BLK	STL	PTS	AVG					
12	BUTLER, Jared	21-21	626:55	29.9	130-267	.487	58-131	.443	41-56	.732	10	57	67	3.2	47	3	104	58	9	47	359	17.1					
31	TEAGUE, MaCio	21-21	650:27	31.0	114-244	.467	34-99	.343	50-59	.847	31	57	88	4.2	16	0	37	29	5	18	312	14.9					
45	MITCHELL, Davion	21-21	678:23	32.3	105-208	.505	47-103	.456	29-40	.725	12	45	57	2.7	54	0	118	54	6	41	286	13.6					
10	FLAGLER, Adam	19-0	435:16	22.9	66-139	.475	34-81	.420	21-26	.808	18	27	45	2.4	29	0	28	15	0	15	187	9.8					
24	MAYER, Matthew	21-0	315:41	15.0	68-131	.519	22-49	.449	22-39	.564	23	58	81	3.9	30	0	21	24	6	25	180	8.6					
23	TCHAMWA TCHATCHOUA, Jonathan	20-0	398:29	19.9	58-98	.592	0-0	.000	25-33	.758	40	71	111	5.6	42	0	6	19	16	10	141	7.1					
11	VITAL, Mark	21-21	496:03	23.6	50-103	.485	0-5	.000	22-47	.468	52	72	124	5.9	54	0	28	21	23	27	122	5.8					
4	CRYER, LJ	15-0	187:05	12.5	21-49	.429	16-39	.410	8-12	.667	2	7	9	0.6	7	0	15	9	0	10	66	4.4					
0	THAMBA, Flo	21-21	306:03	14.6	29-46	.630	0-0	.000	21-37	.568	37	52	89	4.2	53	0	3	13	13	3	79	3.8					
32	LOVEDAY, Zach	8-0	52:38	6.6	12-17	.706	1-2	.500	3-4	.750	3	10	13	1.6	8	0	1	1	2	1	28	3.5					
5	TURNER, Jordan	7-0	45:06	6.4	5-16	.313	5-8	.625	5-6	.833	4	9	13	1.9	11	1	3	2	0	0	20	2.9					
35	PATERSON, Mark	7-0	15:31	2.2	4-8	.500	1-1	1.000	0-0	.000	2	4	6	0.9	5	0	0	1	0	1	9	1.3					
13	MOFFATT, Jackson	7-0	17:23	2.5	0-8	.000	0-1	.000	0-1	.000	1	2	3	0.4	0	0	1	1	0	0	0	0.0					
Team											33	25	58							6							
<b>Total</b>		<b>21</b>	<b>4225</b>		<b>662-1334</b>	<b>.496</b>	<b>218-519</b>	<b>.420</b>	<b>247-360</b>	<b>.686</b>	<b>268</b>	<b>496</b>	<b>764</b>	<b>36.4</b>	<b>356</b>	<b>4</b>	<b>365</b>	<b>253</b>	<b>80</b>	<b>198</b>	<b>1789</b>	<b>85.2</b>					
<b>Opponents</b>		<b>21</b>	<b>4225</b>		<b>498-1157</b>	<b>.430</b>	<b>132-403</b>	<b>.328</b>	<b>242-358</b>	<b>.676</b>	<b>222</b>	<b>454</b>	<b>676</b>	<b>32.2</b>	<b>354</b>	<b>9</b>	<b>258</b>	<b>379</b>	<b>79</b>	<b>127</b>	<b>1370</b>	<b>65.2</b>					

**Team Statistics**

	BAYLOR	OPP
<b>Scoring</b>	<b>1789</b>	<b>1370</b>
Points per game	85.2	65.2
Scoring margin	+20.0	-
<b>Field goals-att</b>	<b>662-1334</b>	<b>498-1157</b>
Field goal pct	.496	.430
<b>3 point fg-att</b>	<b>218-519</b>	<b>132-403</b>
3-point FG pct	.420	.328
3-pt FG made per game	10.4	6.3
<b>Free throws-att</b>	<b>247-360</b>	<b>242-358</b>
Free throw pct	.686	.676
F-Throws made per game	11.8	11.5
<b>Rebounds</b>	<b>764</b>	<b>676</b>
Rebounds per game	36.4	32.2
Rebounding margin	+4.2	-
<b>Assists</b>	<b>365</b>	<b>258</b>
Assists per game	17.4	12.3
<b>Turnovers</b>	<b>253</b>	<b>379</b>
Turnovers per game	12.0	18.0
Turnover margin	+6.0	-
Assist/turnover ratio	1.4	0.7
<b>Steals</b>	<b>198</b>	<b>127</b>
Steals per game	9.4	6.0
<b>Blocks</b>	<b>80</b>	<b>79</b>
Blocks per game	3.8	3.8
<b>Winning streak</b>	<b>2</b>	<b>-</b>
Home win streak	10	-
<b>Attendance</b>	<b>21150</b>	<b>19589</b>
Home games-Avg/Game	10-2115	8-2449
Neutral site-Avg/Game	-	3-0

**Team Results**

Date	Opponent	Score	Att.
11/28/2020	vs Louisiana	W 112-82	0
11/29/2020	vs Washington	W 86-52	0
12/02/2020	vs Illinois	W 82-69	0
12/09/2020	SFA	W 83-52	2350
12/19/2020	at Kansas St.	W 100-69	848
12/21/2020	Ark.-Pine Bluff	W 99-42	2350
12/29/2020	Central Ark.	W 93-56	0
12/30/2020	Alcorn	W 105-76	2350
01/02/2021	at Iowa St.	W 76-65	1318
01/06/2021	Oklahoma	W 76-61	2350
01/09/2021	at TCU	W 67-49	1891
01/16/2021	at Texas Tech	W 68-60	4250
01/18/2021	Kansas	W 77-69	2350
01/23/2021	at Oklahoma St.	W 81-66	3350
01/27/2021	Kansas St.	W 107-59	2350
01/30/2021	Auburn	W 84-72	2350
02/02/2021	at Texas	W 83-69	2532
02/23/2021	Iowa St.	W 77-72	2350
02/27/2021	at Kansas	L 58-71	2600
03/02/2021	at West Virginia	Wot 94-89	2800
03/04/2021	Oklahoma St.	W 81-70	2350

2020-21 BIG 12 STATISTICS



2020-21 Baylor Men's Basketball  
Combined Team Statistics  
In Conference games

Game Records

Record	Overall	Home	Away	Neutral
ALL GAMES	12-1	5-0	7-1	0-0
CONFERENCE	12-1	5-0	7-1	0-0
NON-CONFERENCE	0-0	0-0	0-0	0-0

Score by Periods

Team	1st	2nd	OT	TOT
Baylor	494	538	13	1045
Opponents	386	475	8	869

Team Box Score

No.	Player	Total			3-Point			F-Throw		Rebounds				Other				PTS	AVG			
		GP-GS	MIN	AVG	FG-FGA	FG%	3FG-FGA	3FG%	FT-FTA	FT%	OFF	DEF	TOT	AVG	PF	DQ	A			TO	BLK	STL
12	BUTLER, Jared	13-13	418:47	32.2	82-166	.494	41-92	.446	29-41	.707	6	38	44	3.4	37	3	65	41	5	32	234	18.0
45	MITCHELL, Davion	13-13	451:32	34.7	74-153	.484	32-75	.427	18-25	.720	5	24	29	2.2	35	0	56	34	2	22	198	15.2
31	TEAGUE, MaCio	13-13	427:23	32.9	71-157	.452	22-61	.361	26-32	.813	18	40	58	4.5	15	0	25	19	5	14	190	14.6
10	FLAGLER, Adam	12-0	267:10	22.3	31-76	.408	16-44	.364	14-18	.778	8	15	23	1.9	17	0	13	9	0	9	92	7.7
24	MAYER, Matthew	13-0	198:49	15.3	37-74	.500	10-27	.370	13-23	.565	12	40	52	4.0	20	0	11	17	1	15	97	7.5
11	VITAL, Mark	13-13	334:55	25.8	35-60	.583	0-1	.000	16-36	.444	36	49	85	6.5	36	0	15	11	14	16	86	6.6
23	TCHAMWA TCHATCHOUA, Jonathan	12-0	242:04	20.2	28-51	.549	0-0	.000	10-13	.769	17	30	47	3.9	25	0	3	13	11	9	66	5.5
32	LOVEDAY, Zach	2-0	08:20	4.2	3-4	.750	1-1	1.000	1-2	.500	2	2	4	2.0	3	0	1	0	0	0	8	4.0
0	THAMBA, Flo	13-13	184:10	14.2	19-27	.704	0-0	.000	13-21	.619	22	26	48	3.7	36	0	1	10	8	2	51	3.9
4	CRYER, LJ	8-0	74:26	9.3	7-16	.438	5-13	.385	0-0	.000	0	4	4	0.5	1	0	5	3	0	3	19	2.4
35	PATERSON, Mark	2-0	04:33	2.3	2-2	1.000	0-0	.000	0-0	.000	1	2	3	1.5	1	0	0	0	0	0	4	2.0
5	TURNER, Jordan	1-0	08:18	8.3	0-3	.000	0-0	.000	0-0	.000	1	2	3	3.0	2	0	0	1	0	0	0	0.0
13	MOFFATT, Jackson	2-0	04:33	2.3	0-1	.000	0-0	.000	0-0	.000	0	0	0	0.0	0	0	0	1	0	0	0	0.0
Team											24	18	42				5					
<b>Total</b>		<b>13</b>	<b>2625</b>		<b>389-790</b>	<b>.492</b>	<b>127-314</b>	<b>.404</b>	<b>140-211</b>	<b>.664</b>	<b>152</b>	<b>290</b>	<b>442</b>	<b>34.0</b>	<b>228</b>	<b>3</b>	<b>195</b>	<b>164</b>	<b>46</b>	<b>122</b>	<b>1045</b>	<b>80.4</b>
<b>Opponents</b>		<b>13</b>	<b>2625</b>		<b>315-707</b>	<b>.446</b>	<b>86-254</b>	<b>.339</b>	<b>153-221</b>	<b>.692</b>	<b>138</b>	<b>281</b>	<b>419</b>	<b>32.2</b>	<b>215</b>	<b>4</b>	<b>163</b>	<b>221</b>	<b>50</b>	<b>83</b>	<b>869</b>	<b>66.8</b>

Team Statistics

	BAYLOR	OPP
<b>Scoring</b>	<b>1045</b>	<b>869</b>
Points per game	80.4	66.8
Scoring margin	+13.5	-
<b>Field goals-att</b>	<b>389-790</b>	<b>315-707</b>
Field goal pct	.492	.446
<b>3 point fg-att</b>	<b>127-314</b>	<b>86-254</b>
3-point FG pct	.404	.339
3-pt FG made per game	9.8	6.6
<b>Free throws-att</b>	<b>140-211</b>	<b>153-221</b>
Free throw pct	.664	.692
F-Throws made per game	10.8	11.8
<b>Rebounds</b>	<b>442</b>	<b>419</b>
Rebounds per game	34.0	32.2
Rebounding margin	+1.8	-
<b>Assists</b>	<b>195</b>	<b>163</b>
Assists per game	15.0	12.5
<b>Turnovers</b>	<b>164</b>	<b>221</b>
Turnovers per game	12.6	17.0
Turnover margin	+4.4	-
Assist/turnover ratio	1.2	0.7
<b>Steals</b>	<b>122</b>	<b>83</b>
Steals per game	9.4	6.4
<b>Blocks</b>	<b>46</b>	<b>50</b>
Blocks per game	3.5	3.8
<b>Winning streak</b>	<b>2</b>	<b>-</b>
Home win streak	5	-
<b>Attendance</b>	<b>11750</b>	<b>19589</b>
Home games-Avg/Game	5-2350	8-2449
Neutral site-Avg/Game	-	0-0

Team Results

Date	Opponent		Score	Att.
12/19/2020	at Kansas St.	W	100-69	848
01/02/2021	at Iowa St.	W	76-65	1318
01/06/2021	Oklahoma	W	76-61	2350
01/09/2021	at TCU	W	67-49	1891
01/16/2021	at Texas Tech	W	68-60	4250
01/18/2021	Kansas	W	77-69	2350
01/23/2021	at Oklahoma St.	W	81-66	3350
01/27/2021	Kansas St.	W	107-59	2350
02/02/2021	at Texas	W	83-69	2532
02/23/2021	Iowa St.	W	77-72	2350
02/27/2021	at Kansas	L	58-71	2600
03/02/2021	at West Virginia	Wot	94-89	2800
03/04/2021	Oklahoma St.	W	81-70	2350

**2020-21 TEAM GAME-BY-GAME**



**2020-21 Baylor Men's Basketball  
Team Game-by-Game  
All games**

Opponent	Date	Score		Total		3-Pointers		Free throws		Rebounds				PF	A	TO	BLK	STL	PTS	AVG
				FG-FGA	PCT	3FG-FGA	PCT	FT-FTA	PCT	OFF	DEF	TOT	AVG							
vs Louisiana	11/28/2020	112-82	W	45-80	.563	15-27	.556	7-13	.538	15	26	41	41.0	15	25	10	1	12	112	112.0
vs Washington	11/29/2020	86-52	W	34-67	.507	13-29	.448	5-11	.455	21	29	50	45.5	14	21	16	6	3	86	99.0
vs Illinois	12/02/2020	82-69	W	30-66	.455	7-18	.389	15-24	.625	16	22	38	43.0	16	14	7	4	7	82	93.3
SFA	12/09/2020	83-52	W	25-51	.490	9-20	.450	24-27	.889	7	21	28	39.3	22	20	20	4	14	83	90.8
at Kansas St.	12/19/2020	100-69	W	37-64	.578	15-32	.469	11-18	.611	16	25	41	39.6	14	24	12	1	9	100	92.6
Ark.-Pine Bluff	12/21/2020	99-42	W	37-71	.521	11-23	.478	14-17	.824	13	29	42	40.0	14	25	5	4	9	99	93.7
Central Ark.	12/29/2020	93-56	W	37-74	.500	13-30	.433	6-8	.750	9	34	43	40.4	9	25	10	3	14	93	93.6
Alcorn	12/30/2020	105-76	W	34-63	.540	12-28	.429	25-31	.806	18	19	37	40.0	23	23	12	5	10	105	95.0
at Iowa St.	01/02/2021	76-65	W	26-55	.473	4-19	.211	20-29	.690	9	25	34	39.3	15	10	17	6	13	76	92.9
Oklahoma	01/06/2021	76-61	W	28-58	.483	10-24	.417	10-12	.833	12	29	41	39.5	17	13	13	5	5	76	91.2
at TCU	01/09/2021	67-49	W	25-55	.455	6-19	.316	11-19	.579	9	23	32	38.8	20	17	10	3	10	67	89.0
at Texas Tech	01/16/2021	68-60	W	23-55	.418	9-24	.375	13-22	.591	12	25	37	38.7	18	6	16	3	8	68	87.3
Kansas	01/18/2021	77-69	W	28-52	.538	9-19	.474	12-13	.923	10	19	29	37.9	17	14	18	3	10	77	86.5
at Oklahoma St.	01/23/2021	81-66	W	31-65	.477	10-24	.417	9-14	.643	13	21	34	37.6	19	19	10	9	10	81	86.1
Kansas St.	01/27/2021	107-59	W	41-71	.577	17-28	.607	8-11	.727	13	28	41	37.9	20	23	13	4	14	107	87.5
Auburn	01/30/2021	84-72	W	31-72	.431	11-30	.367	11-18	.611	17	26	43	38.2	15	17	9	7	7	84	87.3
at Texas	02/02/2021	83-69	W	34-58	.586	11-21	.524	4-4	1.000	5	21	26	37.5	18	13	12	1	10	83	87.0
Iowa St.	02/23/2021	77-72	W	27-62	.435	8-25	.320	15-21	.714	14	22	36	37.4	11	10	12	4	9	77	86.4
at Kansas	02/27/2021	58-71	L	23-66	.348	6-26	.231	6-16	.375	13	15	28	36.9	23	10	3	1	5	58	84.9
at West Virginia	03/02/2021	94-89	Wot	36-70	.514	13-31	.419	9-14	.643	14	17	31	36.6	22	16	14	3	8	94	85.4
Oklahoma St.	03/04/2021	81-70	W	30-59	.508	9-22	.409	12-18	.667	12	20	32	36.4	14	20	14	3	11	81	85.2
<b>Total</b>		<b>1789</b>		<b>662-1334</b>	<b>.496</b>	<b>218-519</b>	<b>.420</b>	<b>247-360</b>	<b>.686</b>	<b>268</b>	<b>496</b>	<b>764</b>	<b>36.4</b>	<b>356</b>	<b>365</b>	<b>253</b>	<b>80</b>	<b>198</b>	<b>1789</b>	<b>85.2</b>
Opponents		1370		498-1157	.430	132-403	.328	242-358	.676	222	454	676	32.2	354	258	379	79	127	1370	65.2

**2020-21 OPPONENT GAME-BY-GAME**



**2020-21 Baylor Men's Basketball  
Opponents Game-by-Game  
All games**

Opponent	Date	Score		Total		3-Pointers		Free throws		Rebounds				PF	A	TO	BLK	STL	PTS	AVG
				FG-FGA	PCT	3FG-FGA	PCT	FT-FTA	PCT	OFF	DEF	TOT	AVG							
vs Louisiana	11/28/2020	112-82	W	32-61	.525	6-19	.316	12-16	.750	6	23	29	29.0	15	12	19	3	5	82	82.0
vs Washington	11/29/2020	86-52	W	19-52	.365	5-24	.208	9-12	.750	5	14	19	24.0	14	12	14	6	8	52	67.0
vs Illinois	12/02/2020	82-69	W	26-59	.441	7-18	.389	10-16	.625	11	24	35	27.7	20	16	12	4	3	69	67.7
SFA	12/09/2020	83-52	W	18-44	.409	1-9	.111	15-27	.556	12	21	33	29.0	26	4	35	4	10	52	63.8
at Kansas St.	12/19/2020	100-69	W	28-59	.475	6-21	.286	7-15	.467	12	13	25	28.2	13	18	14	0	7	69	64.8
Ark.-Pine Bluff	12/21/2020	99-42	W	15-53	.283	3-11	.273	9-13	.692	12	23	35	29.3	17	8	23	3	1	42	61.0
Central Ark.	12/29/2020	93-56	W	21-60	.350	12-26	.462	2-5	.400	7	28	35	30.1	11	16	24	4	5	56	60.3
Alcorn	12/30/2020	105-76	W	24-53	.453	6-17	.353	22-33	.667	14	14	28	29.9	21	10	18	1	9	76	62.3
at Iowa St.	01/02/2021	76-65	W	26-54	.481	6-15	.400	7-11	.636	6	24	30	29.9	26	9	21	3	11	65	62.6
Oklahoma	01/06/2021	76-61	W	22-61	.361	4-24	.167	13-14	.929	11	19	30	29.9	15	14	10	4	8	61	62.4
at TCU	01/09/2021	67-49	W	15-45	.333	6-19	.316	13-18	.722	11	27	38	30.6	16	10	22	3	8	49	61.2
at Texas Tech	01/16/2021	68-60	W	22-62	.355	6-24	.250	10-14	.714	18	24	42	31.6	20	5	20	9	8	60	61.1
Kansas	01/18/2021	77-69	W	25-52	.481	10-19	.526	9-12	.750	9	14	23	30.9	16	18	15	3	5	69	61.7
at Oklahoma St.	01/23/2021	81-66	W	23-54	.426	4-10	.400	16-25	.640	15	22	37	31.4	13	12	16	6	6	66	62.0
Kansas St.	01/27/2021	107-59	W	18-52	.346	5-21	.238	18-24	.750	5	18	23	30.8	16	10	21	0	8	59	61.8
Auburn	01/30/2021	84-72	W	28-68	.412	6-25	.240	10-15	.667	17	26	43	31.6	15	17	13	4	3	72	62.4
at Texas	02/02/2021	83-69	W	28-51	.549	10-22	.455	3-14	.214	8	19	27	31.3	9	13	17	5	6	69	62.8
Iowa St.	02/23/2021	77-72	W	29-60	.483	10-21	.476	4-5	.800	9	26	35	31.5	22	15	17	4	6	72	63.3
at Kansas	02/27/2021	58-71	L	25-49	.510	3-16	.188	18-26	.692	14	34	48	32.4	15	11	14	7	1	71	63.7
at West Virginia	03/02/2021	94-89	Wot	26-56	.464	9-23	.391	28-32	.875	13	23	36	32.6	17	14	16	5	6	89	65.0
Oklahoma St.	03/04/2021	81-70	W	28-52	.538	7-19	.368	7-11	.636	7	18	25	32.2	17	14	18	1	3	70	65.2
<b>Total</b>		<b>1370</b>		<b>498-1157</b>	<b>.430</b>	<b>132-403</b>	<b>.328</b>	<b>242-358</b>	<b>.676</b>	<b>222</b>	<b>454</b>	<b>676</b>	<b>32.2</b>	<b>354</b>	<b>258</b>	<b>379</b>	<b>79</b>	<b>127</b>	<b>1370</b>	<b>65.2</b>
Baylor		1789		662-1334	.496	218-519	.420	247-360	.686	268	496	764	36.4	356	365	253	80	198	1789	85.2

**LAST SEASON VS. TEXAS TECH IN WACO**



Official Basketball Box Score - Final  
**Texas Tech at Baylor**  
 03/02/20 Ferrell Center, Waco  
 2019-20 Men's Basketball

Game Time: 8:00 PM  
 Game Duration: 2:27  
 Attendance: 8,953

Officials: John Higgins, Kipp Kissinger, Antonio Petty

Texas Tech - 68

Record: 18-12 (9-8)

NO. Name	Min	FG			Rebounds			Fouls		TP	AS	TO	ST	Blocks		+/-
		M-A	M-A	M-A	OR	DR	TOT	PF	FD					BS	BA	
54 Russel Tchewa	C 04:36	0-0	0-0	0-0	0	1	1	2	0	0	0	1	0	1	0	-1
00 Kyler Edwards	G 37:42	2-9	2-6	2-2	1	3	4	1	2	8	4	3	0	0	0	-7
3 Jahmi'us Ramsey	G 35:14	5-12	3-8	0-0	0	5	5	4	0	13	2	3	0	0	0	0
15 Kevin McCullar	G 28:28	4-4	1-1	4-4	0	3	3	3	3	13	1	1	1	0	0	-10
25 Davide Moretti	G 37:12	5-12	1-6	0-0	0	1	1	3	0	11	4	3	1	0	1	-3
1 Terrence Shannon, Jr.	21:23	2-3	0-0	0-0	1	4	5	0	1	4	0	2	0	1	1	5
22 TJ Holyfield	19:23	3-7	0-2	3-5	1	2	3	3	4	9	1	3	1	2	2	6
44 Chris Clarke	29:15	3-3	0-0	0-0	2	6	8	3	3	6	5	2	1	0	0	1
12 Andrei Savrasov	01:01	0-0	0-0	0-0	0	0	0	0	0	0	0	1	0	0	0	-2
21 Avery Benson	08:35	1-1	0-0	0-0	1	0	1	3	0	2	1	0	1	0	0	0
2 Clarence Nadolny	02:11	1-1	0-0	0-0	0	0	0	0	0	2	0	1	0	0	0	-4
Team					4	0	4			0		0				
<b>Totals</b>		26-52	7-23	9-11	10	25	35	22	13	68	18	20	5	4	4	-3

Shooting By Period		
1 <sup>st</sup> FG%	13-23	56.5%
3PT%	4-12	33.3%
FT%	0-0	0%
2 <sup>nd</sup> FG%	10-21	47.6%
3PT%	2-7	28.6%
FT%	8-9	88.9%
OT FG%	3-8	37.5%
3PT%	1-4	25.0%
FT%	1-2	50%
GM FG%	26-52	50.0%
3PT%	7-23	30.4%
FT%	9-11	81.8%

Dead Ball Rebounds: 1, 0

Technical Fouls::NONE

Baylor - 71

Record: 26-3 (15-2)

NO. Name	Min	FG			Rebounds			Fouls		TP	AS	TO	ST	Blocks		+/-
		M-A	M-A	M-A	OR	DR	TOT	PF	FD					BS	BA	
33 Freddie Gillespie	F 34:56	1-7	0-0	2-4	8	2	10	4	5	4	1	1	3	2	1	10
2 Devonte Bando	G 42:35	5-8	4-5	4-4	2	1	3	0	3	18	4	3	2	0	0	5
12 Jared Butler	G 40:43	5-14	2-5	5-6	3	3	6	3	3	17	2	4	3	0	1	5
31 MaCio Teague	G 38:10	5-15	2-7	2-2	1	3	4	1	2	14	0	0	2	0	2	-2
45 Davion Mitchell	G 40:35	4-11	1-4	0-2	0	3	3	4	4	9	5	2	1	0	0	1
00 Flo Thamba	10:04	0-1	0-0	2-3	2	1	3	0	2	2	0	1	0	2	0	-7
24 Matthew Mayer	17:57	3-7	1-3	0-2	0	2	2	1	3	7	1	0	2	0	0	3
Team					1	2	3			0		0				
<b>Totals</b>		23-63	10-24	15-23	17	17	34	13	22	71	13	11	13	4	4	3

Shooting By Period		
1 <sup>st</sup> FG%	11-32	34.4%
3PT%	4-10	40.0%
FT%	4-6	66.7%
2 <sup>nd</sup> FG%	9-26	34.6%
3PT%	5-13	38.5%
FT%	7-13	53.8%
OT FG%	3-5	60.0%
3PT%	1-1	100.0%
FT%	4-4	100%
GM FG%	23-63	36.5%
3PT%	10-24	41.7%
FT%	15-23	65.2%

Dead Ball Rebounds: 6, 0

Technical Fouls::NONE

	TTU	BU
Biggest lead	5 (1 <sup>st</sup> 16:32)	5 (2 <sup>nd</sup> 10:35)
Best Scoring Run	8 (1 <sup>st</sup> 16:32)	7 (1 <sup>st</sup> 13:32)
Lead Changes	12	
Times Tied	14	
Time with Lead	15:25	18:46

	TTU	BU
Points from		
Turnovers	12	16
Paint	28	24
Second Chance	12	16
Fast Breaks	3	15
Bench	23	9

	Period by Period Scoring			
	1st	2nd	OT1	TOT
TTU	30	30	8	68
BU	30	30	11	71



**THIS SEASON VS. TEXAS TECH IN LUBBOCK**



Official Basketball Box Score - Final

**Baylor at Texas Tech**

01/16/21 United Supermarkets Arena, Lubbock  
2020-21 Men's Basketball

Game Time: 3:00 PM

Game Duration: 2:18

Attendance: 4,250

Officials: Ray Natilli, Jeb Hartness, Michael Greenstein

Baylor - 68

Record: 12-0 (5-0)

NO. Name	Min	FG			3P			FT			Rebounds			Fouls		TP	AS	TO	ST	Blocks		+/-
		M-A	M-A	M-A	M-A	M-A	OR	DR	TOT	PF	FD	BS	BA									
0 Flo Thamba	F 12:13	0-1	0-0	0-0	1	0	1	3	0	0	0	0	0	0	0	0	0	0	0	1	0	-8
11 Mark Vital	F 29:46	1-1	0-0	2-2	2	3	5	4	2	4	0	2	3	1	0	2	3	1	0	0	0	4
12 Jared Butler	G 31:21	2-11	2-7	1-4	0	5	5	5	4	7	3	7	4	1	3	7	4	1	3	1	3	9
31 MaCio Teague	G 37:37	6-11	0-2	2-2	1	3	4	0	2	14	1	2	1	1	1	1	1	1	1	1	1	7
45 Davion Mitchell	G 31:25	6-12	3-6	2-4	0	5	5	3	4	17	1	4	0	0	1	4	0	0	1	0	1	-1
10 Adam Flagler	26:33	5-8	3-6	2-4	0	3	3	3	2	15	1	1	0	0	0	0	0	0	0	0	0	15
23 Jonathan Tchamwa Tchatchoua	16:59	2-7	0-0	3-4	3	2	5	0	3	7	0	0	0	0	0	0	0	0	0	3	10	
24 Matthew Mayer	12:34	1-4	1-3	1-2	1	2	3	0	3	4	0	0	0	0	0	0	0	0	0	0	0	2
4 LJ Cryer	01:32	0-0	0-0	0-0	0	0	0	0	0	0	0	0	0	0	0	0	0	0	0	0	0	2
Team					4	2	6			0												
<b>Totals</b>		23-55	9-24	13-22	12	25	37	18	20	68	6	16	8	3	9	8						

Shooting By Period		
1 <sup>st</sup> FG%	10-28	35.7%
3PT%	5-13	38.5%
FT%	1-4	25%
2 <sup>nd</sup> FG%	13-27	48.1%
3PT%	4-11	36.4%
FT%	12-18	66.7%
GM FG%	23-55	41.8%
3PT%	9-24	37.5%
FT%	13-22	59.1%

Dead Ball Rebounds: 5, 0

Technical Fouls::NONE

Texas Tech - 60

Record: 11-4 (4-3)

NO. Name	Min	FG			3P			FT			Rebounds			Fouls		TP	AS	TO	ST	Blocks		+/-
		M-A	M-A	M-A	M-A	M-A	OR	DR	TOT	PF	FD	BS	BA									
14 Marcus Santos-Silva	F 25:54	3-7	0-0	2-4	7	4	11	1	3	8	1	5	0	1	0	5	0	1	0	1	0	-4
0 Mac McClung	G 34:40	8-18	4-11	4-4	1	0	1	2	6	24	0	5	1	3	2	0	5	1	3	2	2	-6
5 Micah Peavy	G 20:53	3-5	0-0	0-0	3	2	5	5	0	6	0	1	1	1	0	1	1	1	0	0	1	1
11 Kyler Edwards	G 36:14	3-8	1-5	0-1	0	6	6	4	1	7	1	4	0	0	0	4	0	0	0	0	0	-2
15 Kevin McCullar	G 34:36	3-11	0-3	4-4	4	6	10	3	3	10	3	2	2	4	0	2	2	2	0	0	0	-7
1 Terrence Shannon, Jr.	23:44	1-7	0-2	0-1	0	5	5	3	4	2	0	2	2	0	2	2	0	0	0	0	0	-13
2 Jamarius Burton	18:21	1-6	1-3	0-0	1	0	1	0	0	3	0	1	2	0	1	2	0	1	0	1	1	-4
10 Tyreek Smith	03:03	0-0	0-0	0-0	2	0	2	0	1	0	0	0	0	0	0	0	0	0	0	0	0	-7
21 Avery Benson	02:21	0-0	0-0	0-0	0	0	0	2	0	0	0	0	0	0	0	0	0	0	0	0	0	0
23 Chibuzo Agbo	00:14	0-0	0-0	0-0	0	0	0	0	0	0	0	0	0	0	0	0	0	0	0	0	0	2
Team					0	1	1			0												
<b>Totals</b>		22-62	6-24	10-14	18	24	42	20	18	60	5	20	8	9	3	8						

Shooting By Period		
1 <sup>st</sup> FG%	8-30	26.7%
3PT%	2-12	16.7%
FT%	0-0	0%
2 <sup>nd</sup> FG%	14-32	43.8%
3PT%	4-12	33.3%
FT%	10-14	71.4%
GM FG%	22-62	35.5%
3PT%	6-24	25.0%
FT%	10-14	71.4%

Dead Ball Rebounds: 1, 0

Technical Fouls::NONE

	BAY	TTU
Biggest lead	10 (2 <sup>nd</sup> 2:51)	3 (1 <sup>st</sup> 18:59)
Best Scoring Run	11 (1 <sup>st</sup> 11:42)	7 (2 <sup>nd</sup> 13:03)
Lead Changes	7	
Times Tied	5	
Time with Lead	30:14	04:47

	BAY	TTU
Points from		
Turnovers	22	12
Paint	16	22
Second Chance	11	5
Fast Breaks	4	6
Bench	26	5

	Period by Period Scoring		
	1st	2nd	TOT
BAY	26	42	68
TTU	18	42	60

**THE LAST TIME ...**

**THE LAST TIME A BAYLOR TEAM...**

Shot 65 pct from floor	66.1 (41-62) vs. Texas Southern (12/14/17)
Shot 60 pct from floor	60.8 (31-51) vs. PVAMU (11/12/18)
Shot less than 30 pct from floor	29.8 (17-57) at TCU (11/10/15)
Shot 65 pct from 3FG	70.6 (12-17) vs. Central Arkansas (11/10/17)
Shot 60 pct from 3FG	60.7 (17-28) vs. Kansas State (1/27/21)
Shot less than 15 pct from 3FG	111 (2-18) vs. Ole Miss (11/23/18)
Shot less than 10 pct from 3FG	.083 (1-12) vs. TCU (1/2/18)
Made 15 3-point field goals	17 vs. Kansas State (1/27/21)
Failed to make a 3FG	0-8 at Texas Tech (2/21/90)
Shot 95 pct from FT line	100.0 (4-4) at Texas (2/2/21)
Shot 90 pct from FT line	100.0 (4-4) at Texas (2/2/21)
Shot less than 40 pct from FT line	37.5 (6-16) at Kansas (2/27/21)
Had 60 Rebounds	60 vs. Huston-Tillotson (1/21/15)
Had 55 Rebounds	58 vs. Savannah State (12/17/17)
Had 50 Rebounds	50 vs. Washington (11/29/20)
Had 25 Offensive Rebounds	26 vs. Kansas (1/12/19)
Had 20 Offensive Rebounds	21 vs. Washington (11/29/20)
Had 40 Defensive Rebounds	43 vs. Savannah State (12/17/17)
Had 35 Assists	40 vs. Hardin-Simmons (12/16/15)
Had 30 Assists	32 vs. Savannah State (12/17/17)
Had 25 Assists	25 vs. Central Arkansas (12/29/20)
Had 25 Turnovers	29 at West Virginia (1/10/17)
Had 20 Turnovers	20 vs. SFA (12/9/20)
Had fewer than 7 Turnovers	3 at Kansas (2/27/21)
Had fewer than 5 Turnovers	3 at Kansas (2/27/21)
Had 16 Steals	16 vs. Savannah State (11/23/15)
Had 15 Steals	15 vs. Texas State (11/15/19)
Had 12 Steals	14 vs. Kansas State (1/27/21)
Had 12 Blocked Shots	12 vs. Louisiana-Lafayette (11/28/20)
Had 10 Blocked Shots	10 vs. TCU (2/2/19)
Had no Blocked Shots	at West Virginia (1/21/19)
Had two 20-point scorers	Jared Butler (25), Davion Mitchell (20) at #6 West Virginia (3/2/21)
Had two 25-point scorers	Jo Lual-Acuil Jr. (31), Manu Lecomte (25) vs. Savannah State (12/17/17)
Had seven double-figure scorers	vs. Long Beach State (3/20/13)
Had six double-figure scorers	vs. Kansas State (1/22/18)
Had all five starters score in double figures	vs. Oklahoma State (2/8/20)
Had all five starters score 15+ points	vs. Central Arkansas (11/10/17)
Had no players score in double figures	vs. Texas A&M (3/5/08)
Had no starters score in double figures	at Kansas State (3/3/18)
Had four players score 15+ points	vs. Louisiana-Lafayette (11/28/20)
Had five players score 15+ points	vs. Central Arkansas (11/10/17)
Had four players score 18+ points	vs. Savannah State (12/17/17)
Had four players with 5+ assists	vs. Savannah State (12/17/17)
Had two double-doubles	MaCio Teague (23p/10r), Jared Butler (14p/13a) at Kansas State (12/19/20)
Had two double-figure rebounders	Mark Vital (14), Mario Kegler (10) vs. West Virginia (2/23/19)
Scored 50-plus points in first half	54 vs. Kansas State (1/27/21)
Scored 50-plus points in first half on road	56 at Kansas State (12/19/20)
Scored 50-plus points in second half	53 vs. Kansas State (1/27/21)
Scored 50-plus points in both halves	vs. Kansas State (1/27/21)
Scored 60-plus points in first half	61 vs. Savannah State (12/17/17)
Scored 60-plus points in second half	60 at Iowa State (1/9/16)
Scored fewer than 20 points in 1st half	15 at Wichita State (12/1/18)
Scored fewer than 20 points in 2nd half	19 vs. Butler (12/20/19)
Overcame a 20-point deficit to win	vs. Louisville, trailed 32-10, won 66-63 (11/25/16)
Overcame a 15-pt deficit with less than 10 min left to win	vs. Texas, trailed 55-36, won 84-83 (2/27/19)
Overcame a 15-point deficit to win	vs. Iowa State, trailed 32-15, won 77-72 (2/23/21)
Overcame a 15-point halftime deficit to win	vs. Louisville, trailed 39-24, won 66-63 (11/25/16)
Overcame a 10-point halftime deficit to win	vs. Texas, trailed 40-29, won 84-83 (2/27/19)
Overcame a 10-point 2nd half deficit to win on the road	at OSU, trailed 47-35, won 75-68 (1/18/20)
Won an OT game	94-89 at #6 West Virginia (3/2/21)
Lost an OT game	78-81 vs. TCU (1/2/18)
Won a 20T game	74-73 at Texas (2/12/18)
Lost a 20T game	84-91 to Colorado (3/13/08)
Won a 30T game	Never
Lost a 30T game	93-97 at SMU (1/9/88)
Won a 40T game	96-95 vs. North Texas (12/17/88)
Lost a 40T game	Never
Won a 50T game	116-110 at Texas A&M (1/23/08)
Lost a 50T game	Never

**THE LAST TIME A BAYLOR PLAYER...**

Recorded a Triple-Double (Pts/Reb/Ast)	Kenny Chery (20/10/12) vs. Kansas State (2/15/14)
Recorded a Triple-Double (Pts/Reb/Blk)	Ekpe Udoh (18/17/10) vs. Morgan State (1/16/10)
Recorded a Double-Double Before Halftime	King McClure (12p/10r) vs. George Mason (11/24/18)
Scored 35 Points	Makai Mason (40) vs. TCU (2/2/19)
Scored 30 Points	Davion Mitchell (31) vs. Kansas State (1/27/21)
Scored 30 Points in a Road Game	Jared Butler (31) at Kansas (3/9/19)
Scored 20 Points in a 1st Half	King McClure (20) at Oklahoma State (1/14/19)
Scored 25 Points in a 2nd Half	Makai Mason (27) vs. TCU (2/2/19)
Scored 20 Points in a 2nd Half	Davion Mitchell (22) vs. Kansas State (1/27/21)
Scored 30 Points off the Bench	Nuni Omot (30) at Kansas State (3/3/18)
Scored 25 Points off the Bench	Terry Maston (26) vs. Mississippi State (3/18/18)
Scored 20 Points off the Bench	Adam Flagler (22) vs. Iowa State (2/23/21)
Made 5+ 3-pointers in a 1st Half	King McClure (6-7) at Oklahoma State (1/14/19)
Made 5+ 3-pointers in a 2nd Half	Davion Mitchell (6-7) vs. Kansas State (1/27/21)
Had 20 Rebounds	Jo Lual-Acuil Jr. (20) vs. Savannah State (12/17/17)
Had 15 Rebounds	Mark Vital (15) vs. Iowa State (2/23/21)
Had 8+ Offensive Rebounds	Mark Vital (8) vs. Iowa State (2/23/21)
Had 9+ Offensive Rebounds	Mark Vital (9) at Arizona (12/15/18)
Had 12 Rebounds in a Half	Johnathan Motley (14 in 2nd half) vs. Texas (1/17/17)
Had 10 Rebounds in a Half	Mark Vital (10 in 2nd half) vs. Iowa State (2/23/21)
Had 13+ Assists	Jared Butler (13) at Kansas State (12/19/20)
Had 10+ Assists	Davion Mitchell (12) vs. Central Arkansas (12/29/20)
Had 10+ Assists and 0 Turnovers	Jake Lindsey (11 AST/0 TO) vs. Kansas State (3/9/17)
Had 6 Blocked Shots	Freddie Gillespie (6) vs. TCU (2/1/20)
Had 7 Blocked Shots	Jo Lual-Acuil Jr. (7) vs. Oklahoma (2/21/17)
Had 5 Steals	Jared Butler (5) at TCU (1/9/21)
Had 6 Steals	Lester Medford (7) vs. Savannah State (11/23/15)
Played 40+ Minutes	Davion Mitchell (43) at #6 West Virginia (3/2/21)
Played 45+ Minutes	Jo Lual-Acuil Jr. (48) & Manu Lecomte (46) at Texas (2/12/18)
Made a Game-Winning Shot	Terry Maston (2FG) vs. Texas Tech, 59-57 (2/17/18)
Made a Game-Winning Shot in Final 10 Seconds	Jo Lual-Acuil Jr. (Dunk) at Texas, 74-73 2or (2/12/18)
Made a Game-Winning Shot at Buzzer	Lester Medford (3FG) at Texas Tech, 63-60 (1/16/16)
Made a Game-Winning FT in Final 10 Seconds	Mario Kegler vs. Texas, 84-83 OT (2/29/19)

**THE LAST TIME A BAYLOR OPPONENT...**

Scored 100 Points	102 at Kansas (1/2/16)
Scored 90 Points	90 vs. Kansas State (1/22/18)
Scored Fewer than 50 Points at Home	49 at TCU (1/9/21)
Scored Fewer than 50 Points on the Road	42 vs. UAPB (12/21/20)
Scored Fewer than 40 Points	39 vs. McNeese State (11/14/14)
Won by 30 Points	40 at Oklahoma (1/20/07)
Shot 65 pct from floor	66.1 (39-59) at Oklahoma (2/26/05)
Shot 60 pct from floor	62.0 (31-50) vs. Oklahoma (1/23/16)
Shot less than 25 pct from floor	23.4 (11-47) vs. Prairie View A&M (12/21/15)
Shot 55 pct from 3FG	55.7 (15-27) vs. Texas (2/27/19)
Shot less than 15 pct from 3FG	111 (1-9) vs. SFA (12/9/20)
Made 15 3-point field goals	15 vs. Texas (2/27/19)
Shot 95 pct from FT line	95.7 (22-23) at Ole Miss (1/28/17)
Shot less than 40 pct from FT line	21.4 (3-14) at Texas (2/2/21)
Had 50 Rebounds	62 vs. Wake Forest (Anaheim) (11/30/08)
Had fewer than 20 Rebounds	19 vs. Washington (11/29/20)
Had 20 Offensive Rebounds	20 vs. Wagner (3/13/18)
Had 25 Assists	29 vs. Oklahoma (1/23/16)
Had 25 Turnovers	35 vs. SFA (12/9/20)
Had fewer than 5 Turnovers	4 at West Virginia (2/22/14)
Had 13 Steals	15 at West Virginia (1/10/17)
Had 12 Steals	12 vs. West Virginia (3/9/17)
Had 12+ Blocked Shots	13 vs. West Virginia (2/20/18)
Had 10+ Blocked Shots	10 at Kansas (1/11/20)
Had no Blocked Shots	vs. Kansas State (1/27/21)
Had two 20-point scorers	Tyler Harris (22), Rasir Bolton (21) vs. Iowa State (2/23/21)
Had three 20-point scorers	Abdel Nader (26), Georges Niang (24), Monte Morris (20) vs. Iowa State (2/16/16)
Had five double-figure scorers	vs. Oklahoma State (2/8/20)
Had four 15+ point scorers	at Texas (2/12/18)
Had no double-figure scorers	vs. Iowa State (1/15/20)
Had two double-figure rebounders	Kenrich Williams (12), Vlad Brodziansky (10) at TCU (1/21/17)
Scored 50-plus points in 1st half	51 at Texas A&M (12/19/15)
Scored 50-plus points in 2nd half	50 at #6 West Virginia (3/2/21)
Scored 20 points or fewer in 1st half at home	16 at Texas (2/8/20)
Scored 20 points or fewer in 1st half on road	12 vs. UAPB (12/21/20)
Scored 20 points or fewer in 2nd half	20 vs. Texas (1/6/18)
Failed to make a 3FG	vs. Oklahoma, 0-12 (2/25/12)

**THE LAST TIME A BAYLOR OPPOSING PLAYER**

Scored 30 Points	Brandon Clarke (36) vs. Gonzaga (3/23/19)
Had 20 Rebounds	Jamahl Mosley (20) vs. Colorado (Kansas City) (3/8/01)
Had 15 Rebounds	Udoka Azubuike (19) vs. Kansas (2/22/20)
Had 10 Assists	Courtney Ramey (10) vs. Texas (2/27/19)
Had 8 Turnovers	Trae Young (8) vs. Oklahoma (2/27/18)
Had 7 Turnovers	Roti Ware (7) vs. SFA (1/9/20)
Had 8 Blocked Shots	Sagaba Konate (9) vs. West Virginia (2/20/18)
Had 7 Blocked Shots	Udoka Azubuike (7) at Kansas (1/11/20)
Had 5 Steals	Dedric Lawson (5) vs. Kansas (1/12/19)
Had 6 Steals	Jevon Carter (6) vs. West Virginia (3/9/18)

## 2020-21 INDIVIDUAL SUPERLATIVES

CATEGORY	BAYLOR	OPPONENT
Points Scored	31, Davion Mitchell vs. K-State (1/27)	26, Cedric Russell vs. ULL (11/28) 26, Taz Sherman at West Virginia (3/2)
Field Goals Made	12, Davion Mitchell vs. K-State (1/27)	10, four players
FGs Attempted	21, Jared Butler at West Virginia (3/2)	20, Shaun Doss vs. UAPB (12/21)
Highest FG % (min 5 made)	1.000 (6-6), Jonathan Tchamwa Tchatchoua vs. UCA (12/29) .889 (8-9), Mark Vital at Oklahoma State (1/23)	1.000 (9-9), Theo Akwuba vs. ULL (11/28) 1.000 (9-9), Antonio Gordon at K-State (12/19)
3-Point FGs Made	7, Jared Butler vs. Kansas (1/18) 7, Davion Mitchell vs. K-State (1/27)	6, Deandre Jones vs. Central Arkansas (12/29)
3-Point FGs Attempted	11, Jared Butler at West Virginia (3/2)	11, Mac McClung at Texas Tech (1/16)
3-Point FG % (min 5 att)	.857 (6-7), Jared Butler at Oklahoma State (1/23) .800 (4-5), Davion Mitchell vs. Illinois (12/2) .778 (7-9), Jared Butler vs. Kansas (1/18) .778 (7-9), Davion Mitchell vs. K-State (1/27)	.833 (5-6), Christian Braun vs. Kansas (1/18)
Free Throws Made	8, MaCio Teague vs. Alcorn State (12/30)	9, Derek Culver at West Virginia (3/2)
Free Throws Attempted	8, MaCio Teague vs. ASU (12/30) & at ISU (1/2) 8, Jared Butler vs. Iowa State (2/23) 8, Mark Vital at Kansas (2/27)	12, Isaac Likekele at Oklahoma State (1/23)
Free Throw % (min 7 att)	1.000 (8-8), MaCio Teague vs. Alcorn State (12/30)	1.000 (8-8), Mike Miles at TCU (1/9)
Offensive Rebounds	8, Mark Vital vs. Iowa State (2/23)	7, Marcus Santos-Silva at Texas Tech (1/16)
Defensive Rebounds	10, Jonathan Tchamwa Tchatchoua vs. UCA (12/29)	11, Jalen Wilson at Kansas (2/27)
Total Rebounds	15, Mark Vital vs. Washington (11/29) & vs. ISU (2/23)	14, Jalen Wilson at Kansas (2/27)
Assists	13, Jared Butler at K-State (12/19) 12, Davion Mitchell vs. UCA (12/29)	8, Byron Joshua vs. Alcorn State (12/30) 8, Marcus Garrett vs. Kansas (1/18) 8, Miles McBride at West Virginia (3/2)
Turnovers	7, Jared Butler at ISU (1/2) & at TTU (1/16) 7, Davion Mitchell vs. Kansas (1/18)	7, Roti Ware vs. SFA (12/9) 7, Dequan Morris vs. UAPB (12/21)
Blocked Shots	4, Jonathan Tchamwa Tchatchoua at Oklahoma State (1/23) 3, four times (Vital (2), Thamba & Tchamwa Tchatchoua)	4, Nate Roberts vs. Washington (11/29) 4, Kevin McCullar at Texas Tech (1/16)
Steals	5, Jared Butler at TCU (1/9)	4, Tyree Corbett vs. Alcorn State (12/30) 4, Rasir Bolton at Iowa State (1/2)
Minutes Played	43, Davion Mitchell at West Virginia (3/2)	40, Miles McBride at West Virginia (3/2)
Fouls Drawn	6, Davion Mitchell vs. ULL (11/28)	9, Isaac Likekele at Oklahoma State (1/23)
Plus-Minus (min. 15 mp)	+44, MaCio Teague vs. K-State (1/27) +44, Davion Mitchell vs. K-State (1/27)	+21, Jalen Wilson at Kansas (2/27)

## 2020-21 TEAM SUPERLATIVES

BAYLOR HIGH	BAYLOR LOW	CATEGORY	OPPONENT HIGH	OPPONENT LOW
112 vs. ULL (11/28)	58 at Kansas (2/27)	Points Scored	89 at WVU (3/2)	42 vs. UAPB (12/21)
59 vs. Alcorn State (12/30)	27 at Texas Tech (1/16)	Points, 1st Half	40 vs. ULL (11/28)	12 vs. UAPB (12/21)
59 vs. ULL (11/28)	28 at Kansas (2/27)	Points, 2nd Half	50 at WVU (3/2)	21 vs. UCA (12/29) & at TCU (1/9)
13 at WVU (3/2)	13 at WVU (3/2)	Points/Overtime	8 at WVU (3/2)	8 at WVU (3/2)
45 vs. ULL (11/28)	23 at Texas Tech (1/16) & at Kansas (2/27)	Field Goals Made	32 vs. ULL (11/28)	15 vs. UAPB (12/21) & at TCU (1/9)
80 vs. ULL (11/28)	51 vs. SFA (12/9)	Field Goal Attempts	68 vs. Auburn (1/30)	44 vs. SFA (12/9)
.586 (34-58) at Texas (2/2)	.348 (23-66) at Kansas (2/27)	FG Percentage	.549 (28-51) at Texas (2/2)	.283 (15-53) vs. UAPB (12/21)
17 vs. K-State (1/27)	4 at Iowa State (1/2)	3-Point FGs Made	12 vs. UCA (12/29)	1 vs. SFA (12/9)
32 at K-State (12/19)	18 vs. Illinois (12/2)	3-Point FG Attempts	26 vs. UCA (12/29)	9 vs. SFA (12/9)
.607 (17-28) vs. K-State (1/27)	.211 (4-19) at Iowa State (1/2)	3-Point FG Percentage	.529 (10-19) vs. Kansas (1/18)	.111 (1-9) vs. SFA (12/9)
25 vs. Alcorn State (12/30)	4 at Texas (2/2)	Free Throws Made	28 at WVU (3/2)	2 vs. UCA (12/29)
31 vs. Alcorn State (12/30)	4 at Texas (2/2)	Free Throw Attempts	33 vs. Alcorn State (12/30)	5 vs. UCA (12/29) & vs. ISU (2/23)
1.000 (4-4) at Texas (2/2)	.375 (6-16) at Kansas (2/27)	Free Throw Percentage	.929 (13-14) vs. Oklahoma (1/6)	.214 (3-14) at Texas (2/2)
21 vs. Washington (11/29)	5 at Texas (2/2)	Offensive Rebounds	18 at Texas Tech (1/16)	5 vs. UW (11/29) & vs. KSU (1/27)
34 vs. UCA (12/29)	15 at Kansas (2/27)	Defensive Rebounds	34 at Kansas (2/27)	13 at K-State (12/19)
50 vs. Washington (11/29)	26 at Texas (2/2)	Total Rebounds	48 at Kansas (2/27)	19 vs. Washington (11/29)
25, three times	6 at Texas Tech (1/16)	Assists	18 at K-State (12/19) & vs. Kansas (1/18)	4 vs. SFA (12/9)
20 vs. SFA (12/9)	3 at Kansas (2/27)	Turnovers	35 vs. SFA (12/9)	10 vs. Oklahoma (1/6)
9 at Oklahoma State (1/23)	1, four times	Blocked Shots	9 at Texas Tech (1/16)	0 vs. K-State (1/27)
14, three times	3 vs. Washington (11/29)	Steals	11 at Iowa State (1/2)	1 vs. UAPB (12/21) & at Kansas (2/27)
23 vs. ASU (12/30) & at KU (2/27)	9 vs. UCA (12/29)	Fouls	26 vs. SFA (12/9) & at ISU (1/2)	9 at Texas (2/2)



2020-21  
20-1  
BIG 12  
12-1

AP  
3rd  
COACHES  
3rd  
NET  
3rd

#313 BAYLOR vs. #18/18 TEXAS TECH | GAME 22  
March 7, 2021 (Waco, Texas / Ferrell Center)

# Baylor Broadcast Notes

0  
4  
5  
10  
11  
12  
13  
23  
24  
31  
32  
35  
45



## Flo Thamba

F • 6-10 • 245 • Jr. • Kinshasa, Congo

	MIN	PTS	REB	BLK	FG%	3FG%	FT%
SEA	14.6	3.8	4.2	0.6	.630	.000	.568
B12	14.2	3.9	3.7	0.6	.704	.000	.619
CAR	11.1	2.5	2.8	0.6	.563	.000	.557

- Junior big man with 7-foot-5 wingspan, originally from Democratic Republic of the Congo
- Started all 21 games this season after playing 19 of 30 games off bench last year (11 DNP's)
- More points & rebounds this season (79 pts, 89 rebs) than all of last season (43 pts, 42 rebs)
- Splitting time with Tchatchoua at 5-spot; played in 52 games off bench (12 DNP's) over first 2 seasons
- Born in Congo, lived in England, France and South Africa, emigrated to United States in 2014




## LJ Cryer

G • 6-1 • 185 • Fr. • Katy, Texas

	MIN	PTS	REB	AST	FG%	3FG%	FT%
SEA	12.5	4.4	0.6	1.0	.429	.410	.667
B12	9.3	2.4	0.5	0.6	.438	.385	.000
CAR	12.5	4.4	0.6	1.0	.429	.410	.667

- True freshman guard from Katy, Texas, ranked as nation's No. 12 PG in 2020 HS class by ESPN
- Came off bench for 17 points and 2 steals in 15 minutes of first collegiate game vs. Louisiana
- Scored 3,488 points over high school career, 5th-most all-time in Texas public schools
- Averaged 34.2 points, 5.3 assists and 2.4 steals as HS senior, earning Class 6A All-State honors
- Scored 1,164 points during pandemic-shortened senior season, including 145 3FGs (4.3/game)



## Jordan Turner

G/F • 6-8 • 195 • RFr. • Houston, Texas

	MIN	PTS	REB	AST	FG%	3FG%	FT%
SEA	6.4	2.9	1.9	0.4	.313	.625	.833
B12	8.3	0.0	3.0	0.0	.000	.000	.000
CAR	6.4	2.9	1.9	0.4	.313	.625	.833

- Redshirt freshman wing from Houston, attended Sunrise Christian in Bel Air, Md.
- Took voluntary redshirt during 2019-20 season, participated on team's practice squad
- Last 4 Games Played: Combined for 20 points, 13 rebounds in 37 minutes off bench (6-of-8 on 3FGs)
- Ranked No. 11 recruit in Texas and No. 24 SF nationally in 2019 signing class by ESPN
- Twin brother, Jalyr, is sophomore on Central Oklahoma basketball squad



## Adam Flagler

G • 6-3 • 180 • So. • Duluth, Ga.

	MIN	PTS	REB	AST	FG%	3FG%	FT%
SEA	22.9	9.8	2.4	1.5	.475	.420	.808
B12	22.3	7.7	1.9	1.1	.408	.364	.778
CAR	28.0	13.8	3.0	1.3	.447	.393	.829

- Third-year sophomore, transfer from Presbyterian; led PC with 15.9 PPG as freshman in 2018-19
- Scored season-high 22 points in 28 minutes off bench 2/23 vs. Iowa State (11th career 20-pt gm)
- 15+ pts off bench 6x this yr (17 vs UW, 18 vs Illinois, 15 vs OU, 15 at TTU, 19 vs AUB, 22 vs ISU)
- 10+ points off bench in 10 of 19 games at Baylor; has scored 10+ points in 42 of 55 career games
- Made multiple 3-pointers in 43 of 54 career games - 3+ 3FGs 27 times, 4+ 11x, 5+ 6x, 6+ 4x



## Mark Vital (VYE-tuhl)

G/F • 6-5 • 250 • Sr. • Lake Charles, La.

	MIN	PTS	REB	BLK	FG%	3FG%	FT%
SEA	23.6	5.8	5.9	1.1	.485	.000	.468
B12	25.8	6.6	6.5	1.1	.583	.000	.444
CAR	25.5	6.5	6.3	0.8	.471	.130	.491

- Bruising 5th-year forward, two-time All-Big 12 honoree and Big 12 All-Defensive Team selection
- 1 of 10 semifinalists for Naismith Defensive Player of the Year (was 1 of 4 finalists last season)
- Elected to return for final year to complete college degree, will become family's first college graduate
- 1st in BU history with 40 Big 12 wins (44-22), passing A.J. Walton (39-29); 10th at BU with 138 steals
- Season-highs of 15 rebounds, 3 blocks and 31 minutes in 2/23 win vs. Iowa State




## Jared Butler

G • 6-3 • 195 • Jr. • Reserve, La.

	MIN	PTS	REB	AST	FG%	3FG%	FT%
SEA	29.9	17.1	3.2	5.0	.487	.443	.732
B12	32.2	18.0	3.4	5.0	.494	.446	.707
CAR	28.8	14.0	3.2	3.4	.431	.387	.770

- National POY candidate, up for Wooden Award, Naismith Trophy, Cousy Award, Lute Olson Award
- Will graduate in May, less than 3 yrs after enrolling in August 2018; serves on NCAA MBB Oversight Cmte
- Top-5 in Big 12 in steals (1st), 3FG% (1st), 3FGs (1st), points (3rd), asts (2nd), FG% (3rd), A-T (5th)
- 20-pt games on ROAD vs 8 Big 12 teams in last 2 seasons (at KU, KSU, OU, WVUx2, ISU, TCU, OSU, UT)
- 13 assists in win at K-State were most by a Big 12 player in conf game since Trae Young in 2018



## Jackson Moffatt

G/F • 6-7 • 200 • So. • Magnolia, Texas

	MIN	PTS	REB	AST	FG%	3FG%	FT%
SEA	2.5	0.0	0.4	0.1	.000	.000	.000
B12	2.3	0.0	0.0	0.0	.000	.000	.000
CAR	2.3	0.0	0.3	0.1	.000	.000	.000

- Third-year sophomore walk-on wing from Magnolia High School; took voluntary redshirt in 2018-19
- Has appeared in 13 career games, totaling 4 rebounds, 1 assist and 1 steal in 29 minutes
- Scored 2,066 points during prep career, becoming Magnolia's all-time leading scorer
- 3-time first-team All-District 20-5A honoree and 2-time TABC All-Region selection
- Holds MHS record for single-game scoring with 45-point game




## Jonathan Tchamwa Tchatchoua (CHAWM-wuh CHAT-chew-wuh)

F • 6-8 • 245 • So. • Douala, Cameroon

	MIN	PTS	REB	BLK	FG%	3FG%	FT%
SEA	19.9	7.1	5.6	0.8	.592	.000	.758
B12	20.2	5.5	3.9	0.9	.549	.000	.769
CAR	15.9	4.8	4.3	0.7	.539	.000	.714

- Third-year sophomore big man, transferred to BU after one season at UNLV; on practice squad last season
- Made 48% of field goals on dunks this season (28-of-58); ranks 13th in Big 12 with 5.6 rebs/gm
- At least 6 pts/4 rebs off bench in 13 of 20 games; 10+ points in 5 games, 10+ rebounds in 2 games
- Born in Cameroon, moved to Australia for final two years of high school (MBA Global Academy)
- Played 31 games (11 starts) as freshman at UNLV, averaged 3.4 ppg, 3.5 rpg, 0.7 bpg in 13.3 mpg



## Matthew Mayer (MYE-er)

G/F • 6-9 • 225 • Jr. • Austin, Texas

	MIN	PTS	REB	AST	FG%	3FG%	FT%
SEA	15.0	8.6	3.9	1.0	.519	.449	.564
B12	15.3	7.5	4.0	0.8	.500	.370	.565
CAR	12.5	5.7	2.4	0.8	.419	.371	.635

- Junior wing with length, range and quick release, provides instant offense off bench
- Scored 18 pts (15 in 2nd half) in Tuesday win at WVU, then season-high 19 pts in Thurs win over OSU
- 2nd on team with 22.8 points per 40 minutes; shooting 56% on 2-point field goals (46-of-82)
- 10+ pts 8x this year (10 SFA, 12 UAPB, 13 UCA, 14 ASU, 16 OU, 10 KSU, 13 AUB, 18 at WVU, 19 OSU)
- 10+ points off bench in 12 of last 28 games after doing so in 7 of previous 56 career games played



## MaCio Teague (may-SEE-oh)

G • 6-4 • 195 • Sr. • Cincinnati, Ohio

	MIN	PTS	REB	AST	FG%	3FG%	FT%
SEA	31.0	14.9	4.2	1.8	.467	.343	.847
B12	32.9	14.6	4.5	1.9	.452	.361	.813
CAR	33.5	15.3	4.5	2.3	.436	.402	.864

- 5th-year senior, all-conference in all 3 seasons (Big South 1st team in 17 & 18, Big 12 2nd team in 20)
- Nation's only active player with 1500+ career pts, 500+ rebs, 250+ assists, 125+ stls, 250+ 3FGs
- 1 of 5 finalists for Jerry West SG Award - leads candidates in career PTS, ASTS, STLs, 3FGM & FT%
- BU is 15-1 when he leads team in scoring - Led BU in scoring in 12 of his last 33 games (6x this season)
- Baylor is 46-5 since he joined team and 39-2 when he scores 10+ points



## Zach Loveday

F • 7-0 • 215 • Fr. • Gallipolis, Ohio

	MIN	PTS	REB	BLK	FG%	3FG%	FT%
SEA	6.6	3.5	1.6	0.3	.706	.500	.750
B12	4.2	4.0	2.0	0.0	.750	1.000	.500
CAR	6.6	3.5	1.6	0.3	.706	.500	.750

- True freshman 7-footer from Ohio, played final two HS seasons at Huntington Prep in West Virginia
- Posted season-high 10 points (4-of-4 FGs) and added 2 blocks in 8 minutes vs. Alcorn State (12/30)
- Ranked No. 51 player nationally and No. 12 among centers in 2020 class by Rivals
- 1 of 5 players on 2019-20 Huntington Prep squad to sign with Division I programs
- Father, Billy Loveday, played basketball at Hanover College



## Mark Paterson

G • 6-1 • 180 • Sr. • Dallas, Texas

	MIN	PTS	REB	AST	FG%	3FG%	FT%
SEA	2.2	1.3	0.9	0.0	.500	1.000	.000
B12	2.3	2.0	1.5	0.0	1.000	.000	.000
CAR	2.2	1.3	0.9	0.0	.500	1.000	.000

- Walk-on in first season with Bears, played 2017 & 2018 seasons at D2 St. Edward's in Austin, Texas
- Appeared off bench in 7 games this season, posting 9 points and 6 rebounds in 15 minutes
- Scored Bears' 100th point in win at K-State, becoming first team to score 100 in Manhattan since 1992
- Appeared in 55 games at St. Edward's, averaging 2.3 ppg, 1.7 rpg, 1.0 apg in 11.1 mpg
- Played on same team as brother, Matthew, while at St. Edward's



## Davion Mitchell (DAY-vee-ahn)

G • 6-2 • 205 • Jr. • Hinesville, Ga.

	MIN	PTS	REB	AST	FG%	3FG%	FT%
SEA	32.3	13.6	2.7	5.6	.505	.456	.725
B12	34.7	15.2	2.2	4.3	.484	.427	.720
CAR	26.3	8.3	2.1	3.5	.447	.369	.682

- Nicknamed "Off Night" from reputation of forcing player he's defending to have an off night
- 1 of 10 Naismith Defensive Player of the Year semifinalists for 2nd consecutive season
- Last 7 Games: 17.9 ppg, 50% 3FGs (23-46), 5.0 assists/gm, 2.92 ast-to-ratio (36 asts/12 TOs)
- Leads Big 12 in assists (5.6), 2nd in steals (2.0), 2nd in A-T ratio (2.19), 2nd FG% (.505), 6th 3FGs (2.2)
- 72-13 record during collegiate career, including 58-5 when playing more than half the game (20+ min.)

Head Coach: Scott Drew (18th season at Baylor)  
Associate Head Coach: Jerome Tang (18th season at Baylor)  
Assistant Coach: Alvin Brooks III (5th season at Baylor)  
Assistant Coach: John Jakus (4th season at Baylor)

Special Assistant & Director of Player Personnel: Jared Nuness  
Special Assistant to the Head Coach: Bill Peterson  
Director of Basketball Operations: Aditya Malhotra  
Director of Video Operations: Ty Beard  
Athletic Trainer: Dave Snyder  
Strength Coach: Charlie Melton