

# BAYLOR

# BASKETBALL GAME NOTES



Follow Baylor Basketball on Twitter, Instagram and Facebook: @BaylorMBB

## GAME 15

2/2 **BAYLOR** (14-0, 7-0 Big 12) vs. **KANSAS STATE** (5-11, 1-7 Big 12)



Jan. 27, 2021 • 8:00 p.m. CT • Watch: ESPN2 and ESPN App • Listen: ESPN Central Texas & TuneIn App  
Waco, Texas • Ferrell Center (10,284) • Social Media: @BaylorMBB | #SicEm

### MEDIA INFORMATION

TV: ESPN2 and ESPN App

Talent: Rich Hollenberg (pxp), Chris Spatola (analyst)

BU Radio: Baylor Sports Network / ESPN Central Texas

Talent: John Morris (pxp), Pat Nunley (analyst)

Satellite Radio: Sirius 84, XM 84, Internet 84

Social Media: @BaylorMBB | #SicEm

All-Time Series Baylor is 21-23

Waco Baylor is 9-8

Manhattan Baylor is 10-12

Neutral Baylor is 2-3

Drew Era Baylor is 14-16

First Meeting 3/20/48 — BU 60-52 (Kansas City)

Last Season 2/3/20 — BU 73-67 (Manhattan)

2/25/20 — BU 85-66 (Waco)

This Season 12/19/20 — BU 100-69 (Manhattan)

### 2020-21 SCHEDULE & RESULTS

DATE	BU	OPP	OPPONENT	TV	TIME/SCORE
N28	2/1	—	vs. Louisiana-Lafayette <sup>1</sup>	FloHoops	W, 112-82
N29	2/1	—	vs. Washington <sup>1</sup>	FloHoops	W, 86-52
D2	2/1	5/10	vs. Illinois <sup>2</sup>	ESPN	W, 82-69
D9	2/2	—	SFA	ESPN+	W, 83-52
D13	2/2	13/12	• TEXAS	ESPN	PPD
D19	2/2	—	• at Kansas State	ESPN+	W, 100-69
D21	2/2	—	UAPB	ESPN+	W, 99-42
D29	2/2	—	CENTRAL ARKANSAS	ESPN+	W, 93-56
D30	2/2	—	ALCORN STATE	ESPN+	W, 105-76
J2	2/2	—	• at Iowa State	ESPN+	W, 76-65
J6	2/2	—	• OKLAHOMA	ESPN2	W, 76-61
J9	2/2	—	• at TCU	ESPN	W, 67-49
J12	2/2	13/14	• WEST VIRGINIA	ESPN2	PPD
J16	2/2	15/15	• at Texas Tech	ESPN	W, 68-60
J18	2/2	9/9	• KANSAS	ESPN	W, 77-69
J23	2/2	rv/rv	• at Oklahoma State	CBS	W, 81-65
J27	2/2	—	• KANSAS STATE	ESPN2	8 pm
J30	2/2	—	AUBURN <sup>3</sup>	ESPN	3 pm
F2	—	—	• at Texas	ESPN/ESPN2	8 pm
F6	—	—	• TCU	Big 12 Now/ESPN+	3 pm
F10	—	—	• at Oklahoma	ESPN2	6 pm
F13	—	—	• TEXAS TECH	ESPN/ESPN2	11am/1pm
F15	—	—	• at West Virginia	ESPN	8 pm
F18	—	—	• WEST VIRGINIA	ESPN2	4 pm
F20	—	—	• OKLAHOMA STATE	ESPN/ESPN2	3/5 pm
F23	—	—	• IOWA STATE	Big 12 Now/ESPN+	7 pm
F27	—	—	• at Kansas	ESPN	7 pm
M10-13	—	—	Big 12 Championship <sup>4</sup>	ESPN2/U	TBD

#### SCHEDULE KEY

- 1 — Vegas Bubble at T-Mobile Arena (Las Vegas, Nev.)
  - 2 — Jimmy V Classic at Bankers Life Arena (Indianapolis, Ind.)
  - 3 — Big 12/SEC Challenge at Ferrell Center (Waco, Texas)
  - 4 — Big 12 Championship at T-Mobile Center (Kansas City)
- Rankings: AP/Coaches at time of game; All times Central

### BAYLOR ATHLETICS COMMUNICATIONS

DAVID KAYE

Assistant AD

254-709-5147 • David\_Kaye@baylor.edu

### STORY LINES

- No. 2 Baylor returns home to host K-State Wednesday in the 94th anniversary Immortal Ten Game.
- Baylor opened Big 12 play with a 100-69 win at K-State on Dec. 19, its 3rd-straight win vs. K-State. The Bears became the first team since 1992 to score 100 points in Manhattan.
- BU swept the season series vs. K-State last season, snapping a 6-game series losing streak. BU looks to sweep K-State in consecutive seasons for the first time since the series became home-and-home in 2012.
- BU hasn't trailed in any of its last 3 games vs. K-State and led by at least 16 points in all 3 games.
- Baylor is 1 of 4 undefeated teams (min. 5 gms) and is the last remaining undefeated Power-5 team.
- BU leads the nation in scoring margin (+24.1) and is top-10 nationally in 3FG% (3rd, 42.6), steals (5th, 9.6), scoring (6th, 86.1), effective FG% (5th, 58.4), offensive rebound pct. (5th, 38.3), assists (9th, 18.3), turnover margin (5th, +6.2), turnovers forced (6th, 18.8) and defensive turnover pct. (4th, 26.5).
- Baylor is the nation's only team to win every game by 8+ points this season.
- BU is the nation's only team top-5 ranked in adjusted offensive (3rd) and defensive (1st) efficiency.
- BU has led by at least 10 points in every game this season and has led by 13+ at halftime in 9 of 14.
- Baylor faced its largest deficit of the season (34-25) in Saturday's win at Oklahoma State, but the Bears out-scored OSU 56-32 after that. BU has trailed for only 44:20 of 560 minutes (7.9%) this season.
- BU can tie the 2nd-longest winning streak to start a season in school history (17 in 2012, 15 in 2017).
- BU looks to start 8-0 in Big 12 play for the 2nd time in program history (first was 13-0 start last season).
- Baylor's 22-3 record in Big 12 play over the last 2 seasons is the league's best record in that span.
- Baylor is 20-1 at home over the last 2 seasons, with the lone loss by 3 points to Kansas on 2/22/20.
- **Jared Butler** was named National Player of the Week after averaging 26.0 points and 7.0 assists in wins vs. Kansas and at Oklahoma State. He shot 13-of-16 (81.3%) from 3-point range last week.
- Baylor is 40-4 since **MaCio Teague** and **Davion Mitchell** became eligible at the start of 2019-20.
- BU's bench is out-scoring opposing benches 33-15 on average and has scored 33+ points in 9 games.
- Five Bears are shooting 40% on 3FGs: Butler (49), Flagler (43), Cryer (43), Mitchell (42) & Mayer (41).
- Three members of the BU bench average 8+ ppg — Flagler (10.1), Tchatchoua (8.4) and Mayer (7.9).
- Head coach **Scott Drew** is in his 18th season in Waco and is BU's all-time wins leader (356-213).
- Baylor is playing its 256th game as a ranked team under Drew — BU was ranked in 2 of 2197 games over the program's 97 seasons prior to Drew. Since 2008-09, BU has been ranked in 253 of 435 games.
- Baylor has been top-5 ranked for 21-straight weeks. BU was top-5 for 12 weeks all-time prior to this streak.
- BU's streak of 30-straight AP polls ranked is the nation's 4th-longest active streak and longest in BU history.
- Baylor has led by at least 5 points in all 44 games over the last 2 seasons (double-digit lead in 38 of 43).
- Baylor's defense has held 6 of its last 11 opponents to season-lows in points-per-possession.
- BU's defense has forced 14+ TOs in 10 of its last 11 games, including 6 games with 20+ TOs forced.
- Baylor joins Duke, Gonzaga and Kansas as the only programs ranked No. 1 in 3 of the last 5 seasons.
- BU is 1 of 5 Power-5 schools (Duke, Kentucky, UNC, Michigan St.) to win 18+ every year since 2008.

### TEAM INFORMATION

**BAYLOR** (14-0, 7-0 Big 12)

Ranking 2nd — AP, 2nd — Coaches  
Head Coach Scott Drew (Butler, 1993)  
Career Record 376-224 (19th season)  
BU Record 356-213 (18th season)  
vs. K-State 14-16

**KANSAS STATE** (5-11, 1-7 Big 12)

Ranking NR — AP, NR — Coaches  
Head Coach Bruce Weber (Wisconsin-Milwaukee, 1978)  
Career Record 479-276 (23rd season)  
KSU Record 166-121 (9th season)  
vs. Baylor 9-9  
SID Tom Gilbert — tgilbert@kstatesports.com

### BAYLOR 2020-21 STATS

#	P	NAME	YR	PPG	RPG	APG	MPG
12	G	Jared Butler	Jr.	17.1	3.2	5.4	29.0
31	G	MaCio Teague	Sr.	14.8	3.9	1.4	31.0
45	G	Davion Mitchell	Jr.	11.5	2.9	5.9	30.3
10	G	Adam Flagler	So.	10.1	1.8	1.8	23.1
23	F	J. Tchamwa Tchatchoua	So.	8.4	6.6	0.9*	20.6
24	F	Matthew Mayer	Jr.	7.9	3.8	1.1	14.4
11	F	Mark Vital	Sr.	6.0	5.6	1.0*	22.0
4	G	LJ Cryer	Fr.	5.5	0.7	1.2	13.5
0	F	Flo Thamba	Jr.	3.9	4.3	0.4*	14.3
5	F	Jordan Turner	RFr.	3.3	1.7	0.5	6.2
32	F	Zach Loveday	Fr.	3.1	1.6	0.3*	6.6
35	G	Mark Paterson	Sr.	1.2	0.7	0.0	2.0
13	F	Jackson Moffatt	So.	0.0	0.5	0.2	2.3

\* - blocks per game

**PRONUNCIATIONS**

John JAKUS	JAYK-us
Matthew MAYER	MYE-er
DAVION Mitchell	DAY-vee-ahn
Jonathan TCHAMWA TCHATCHOUA	CHAWM-wuh CHAT-chew-wuh
MACIO Teague	may-SEE-oh
Mark VITAL	VYE-tuhl

**BAYLOR IN THE RANKINGS**

WEEK	W/L	AP	COACHES
Preseason	0-0	2nd (1540; 24)	1st (764; 12)
Nov. 30	2-0	2nd (1513; 6)	1st (764; 12)
Dec. 7	3-0	2nd (1470; 7)	2nd (774; 8)
Dec. 14	4-0	2nd (1491; 7)	2nd (772; 6)
Dec. 21	5-0	2nd (1538; 3)	2nd (725; 5)
Dec. 28	6-0	2nd (1538; 2)	2nd (771; 3)
Jan. 4	9-0	2nd (1537; 1)	2nd (771; 3)
Jan. 11	11-0	2nd (1536; 1)	2nd (771; 3)
Jan. 18	12-0	2nd (1538; 2)	2nd (747; 3)
Jan. 25	14-0	2nd (1539; 3)	2nd (771; 3)

**SCHEDULE WATCH**

CCD/PPD GAMES	REPLACEMENT GAMES
vs. Arizona State (11/25)	vs. Louisiana-Lafayette (11/28)
vs. Villanova/BC (11/26)	vs. Washington (11/29)
at Seton Hall (11/29)	vs. SFA (12/9)
vs. Gonzaga (12/5)	vs. Tarleton State (12/15)
vs. Nicholls State (12/8)	vs. Alcorn State (12/30)
vs. Texas (12/13)	vs. West Virginia (2/18)
vs. Tarleton State (12/15)	vs. Texas (TBD)
vs. West Virginia (1/12)	

**MILESTONE WATCH**

**Jared Butler** – 2 rebounds for 250 in career  
**Jared Butler** – 37 points for 25th all-time at BU  
**Matthew Mayer** – 1 3FG for 50 in career  
**Davion Mitchell** – 3 assists for 200 in BU career  
**MaCio Teague** – 4 assists for 250 in career  
**MaCio Teague** – 17 rebounds for 500 in career  
**Mark Vital** – 1 win to set BU career B12 wins record (40)  
**Mark Vital** – 12 rebounds for 700 in career

**MISCELLANEOUS****CHARGES DRAWN BU 44, OPP 18**

14	Davion Mitchell
8	Mark Vital
7	Jonathan Tchamwa Tchatchoua
5	Matthew Mayer
3	Flo Thamba
2	Adam Flagler
2	MaCio Teague
1	Jared Butler
1	LJ Cryer
1	Mark Paterson

**DUNKS BU 51, OPP 24**

24	Jonathan Tchamwa Tchatchoua
6	Mark Vital
5	MaCio Teague, Flo Thamba
4	Zach Loveday, Matthew Mayer
1	Jared Butler, Adam Flagler, Davion Mitchell

**IMMORTAL TEN GAME**

- BU will honor the 94th anniversary of the 1927 Immortal Ten team. That season was canceled after the team bus was hit by a train while traveling to Austin, killing 10 of 22 players, coaches and fans in the Baylor travel party.
- BU players will wear the last names of the Immortal Ten on the backs of their jerseys.

**QUICK HITS**

- Baylor's 14-game winning streak is 4th-longest in program history (23 in 2020, 17 in 2012, 15 in 2017).
- BU was picked to win the Big 12 in the league's preseason coaches' poll for the first time.
- Baylor is 63-5 when leading at halftime over the last 4 seasons (33-2 over last 2 seasons, 12-0 this season).
- Baylor has won 90% of its games when leading at the half since 2011-12 (181-21).
- BU is 128-23 since 2015-16 when leading at any point in the 2nd half of a game (40-3 last 2 seasons).
- Baylor's 23-game winning streak last season was the longest ever by a Big 12 team (previously 22 by 1996-97 KU).
- BU's 13-game conference winning streak last year was the longest in school history (previously 11 in 1946 SWC).
- Baylor has won 20+ games in 11 of the last 13 seasons after recording only three 20-win seasons in the previous 100 years of Baylor Basketball (1946, 1948, 1988).
- Baylor is 231-97 over the last 10 seasons, averaging 24 wins per season since 2011-12.
- Baylor's 231 wins since 2011-12 are second-most in the Big 12 behind only Kansas (273).
- Baylor is 322-144 since 2007-08, the first year Drew's staff had a full allotment of scholarships.
- Eight of Baylor's players either have used or are currently using a redshirt year. Four after transferring to BU – Flagler, Mitchell, Tchamwa Tchatchoua and Teague, and four as freshmen – Moffatt, Turner, Vital and Dainja.
- Nine of Baylor's 10 starting point guards under Drew have earned All-Big recognition (15 of last 16 seasons).
- Baylor is 1 of 14 teams nationally to appear in every postseason since 2012 (6 NCAAs, 2 NITs).
- Baylor has the nation's 10th-longest active streak with at least one 3-point FG made in 946 straight games – the last time Baylor failed to make a 3-pointer was more than 30 years ago, on Feb. 21, 1990 vs. Texas Tech (0-8).

**ONE OF THE GREATEST REBUILDS IN NCAA HISTORY**

- **Scott Drew** became Baylor head coach in 2003, starting of one of the greatest rebuilds in NCAA history.
- Drew was named 2020 NBC Sports National Coach of the Year and 2017 Basketball Times National COY.
- Drew is now in his 18th season at Baylor and is the school's all-time wins leader (356).
- Drew is coaching his 569th game at Baylor (356-213). His .626 winning pct. is best in BU history among coaches with 40+ games, and he's the program's all-time wins leader with 155 more victories than any other coach.
- Baylor has a .691 winning percentage (322-144) since Drew's first year with no scholarship restrictions in 2007-08 and a .704 winning percentage (231-97) over the last 10 seasons since 2011-12.
- Drew (50) is the youngest of 12 coaches nationally to take his current program to four Sweet 16s since 2010.
- Baylor is playing its 256th game as a ranked team in Drew's 18 seasons. BU was ranked in 2 of 2,197 games over the program's first 97 seasons prior to Drew. Since 2008-09, BU has been ranked in 253 of 435 games.
- BU is 1 of 5 Power-5 schools (Duke, Kentucky, UNC, Michigan State) with 18+ wins in every season since 2008.
- In Drew's first 17 seasons at Baylor, 44 players have gone on to professional careers.

**DOMINANT DEFENSIVE PERFORMANCES**

- BU has held 6 of its last 11 opponents to season-lows in points-per-possession.
- Baylor held Iowa State to a season-low 0.86 PPP in Ames, limited Oklahoma to a season-low 0.92 PPP and then held TCU to a season-low 0.75 PPP in Fort Worth.
- Prior to those 3 games, BU held SFA (0.67), UAPB (0.59) and Central Arkansas (0.71) to season-low PPPs.

**2020-21 BAYLOR BASKETBALL ROSTER**

NO.	NAME	HT.	WT.	CL.	WING.	HOMETOWN/HIGH SCHOOL (PREVIOUS COLLEGE)
0	Flo Thamba, F	6-10	245	Jr.	7-5	Kinshasa, Democratic Republic of Congo/Mountain Mission
4	LJ Cryer, G	6-1	185	Fr.	6-3	Katy, Texas/Morton Ranch HS
5	Jordan Turner, G/F	6-8	195	Fr. <sup>%</sup>	7-0	Houston, Texas/Sunrise Christian
10	Adam Flagler, G	6-3	180	So. <sup>%</sup>	6-3	Duluth, Ga./Duluth HS (Presbyterian)
11	Mark Vital, G/F	6-5	250	Sr. <sup>^</sup>	6-9	Lake Charles, La./Advanced Prep International
12	Jared Butler, G	6-3	195	Jr.	6-3	Reserve, La./Riverside Academy
13	Jackson Moffatt, G/F	6-7	200	So.	6-7	Magnolia, Texas/Magnolia HS
23	Jonathan Tchamwa Tchatchoua, F	6-8	245	So. <sup>%</sup>	7-3	Douala, Cameroon/NBA Global Academy - Australia (UNLV)
24	Matthew Mayer, G/F	6-9	225	Jr.	6-8	Austin, Texas/Westlake HS
31	MaCio Teague, G	6-4	195	Sr. <sup>#</sup>	6-11	Cincinnati, Ohio/Walnut Hills HS (UNC Asheville)
32	Zach Loveday, F	7-0	215	Fr.	7-0	Gallipolis, Ohio/Huntington Prep
35	Mark Paterson, G	6-1	180	Sr.	6-0	Dallas, Texas/Trinity Christian Addison (St. Edward's)
42	Dain Dainja, F	6-9	270	Fr.	7-7	Brooklyn Park, Minn./Park Center HS
45	Davion Mitchell, G	6-2	205	Jr. <sup>#</sup>	6-3	Hinesville, Ga./Liberty County HS (Auburn)

<sup>^</sup> - sat out 2016-17 as redshirt    <sup>\*</sup> - sat out 2017-18 as redshirt    <sup>#</sup> - sat out 2018-19 as redshirt    <sup>%</sup> - sat out 2019-20 season as redshirt

**COACHING & SUPPORT STAFF**

**Head Coach:** Scott Drew (Butler, 1993), 17th season at Baylor (18th season as Division I head coach)

**Associate Head Coach:** Jerome Tang (Charter Oak State, 2007), 17th season at Baylor

**Assistant Coach:** Alvin Brooks III (Idaho State, 2002), 4th season at Baylor

**Assistant Coach:** John Jakus (Trinity International, 1999), 3rd season at Baylor

**Special Assistant & Director of Player Development:** Jared Nuness (Valparaiso, 2001), 10th season at Baylor

**Special Assistant to the Head Coach:** Bill Peterson (Eckerd, 1979), 3rd season at Baylor

**Director of Basketball Operations:** Aditya Malhotra (Baylor, 2006), 7th season at Baylor

**Director of Video Operations:** Ty Beard (Baylor, 2009), 3rd season at Baylor

**UP NEXT**

- The Bears remain home to host Auburn at 3 p.m. CT Saturday on ESPN in the 2021 Big 12/SEC Challenge.
- BU then heads to Austin to face No. 5 Texas at 8 p.m. CT Tuesday on ESPN.

**A WIN WOULD ...**

- Be Drew’s 357th win at Baylor and improve Baylor’s record to 323-144 since 2007-08.
- Give Baylor its 2nd-longest winning streak in 25 seasons of Big 12 play at 8 straight (record is 13 in 2019-20).
- Be the 40th career Big 12 victory for Mark Vital, making him the first player in BU history to reach that mark.
- Make Baylor 15-0 for the 3rd time in program history (2012, 2017, 2021).
- Mark the 2nd time Baylor has started Big 12 play 8-0 (2020, 2021).
- Give Baylor consecutive season sweeps of K-State for the first time since double-round robin play began in 2012.
- Improve Baylor to 43-10 all-time when playing as an AP Top 5 team.

**SERIES HISTORY**

- Wednesday is the 45th all-time meeting. K-State leads the series 23-21, but BU leads 20-18 in the Big 12 era.
- Baylor hasn’t trailed in any of the last 3 meetings and is looking to tie its longest winning streak in the series.
- Since Big 12 double round-robin play began in 2012, BU has swept the season series three times (2014, 2016, 2020) and K-State has swept three times (2013, 2018, 2019). The teams split in 2012, 2015 and 2017.
- The Bears won 73-67 in Manhattan and 85-66 in Waco last season.
- BU opened 2021 Big 12 play with a 100-69 victory at Kansas State on Dec. 19.

**LAST TIME VS. KANSAS STATE**

- Despite going 9 days without a game and having only two days of practice before its Big 12 opener at Kansas State, BU rolled to a 100-69 victory on Dec. 19, becoming the first team to score 100 in Manhattan since 1992.
- Two Baylor guards posted double-doubles, with **MaCio Teague’s** 23 points and 10 rebounds and **Jared Butler’s** 14 points and career-high 13 assists. **Davion Mitchell** added a career-high 20 points.
- Butler’s 13 assists were the most in any Big 12 Conference game since Trae Young had 14 at Texas in 2018.

**BUTLER NAMED NATIONAL PLAYER OF THE WEEK**

- **Jared Butler** picked up National Player of the Week honors from the NCAA, USBWA and Naismith Trophy, after averaging 26.0 points and 7.0 assists, while shooting 81% (13-16) on 3FGs in wins over KU and at OSU.
- Butler earned his third career Big 12 Player of the Week honor, one back of Johnathan Motley’s school record.
- Butler posted 30 points in a win over No. 9 Kansas and 22 points in a win at Oklahoma State.

**TEAGUE AND BUTLER UP FOR MAJOR AWARDS**

- **MaCio Teague** and **Jared Butler** were both named to Top 10 lists for Naismith Starting Five awards this week.
- Teague is one of 10 candidates for the Jerry West Shooting Guard of the Year Award.
- Teague leads the remaining 10 candidates in career 3-point pct. (.406) and 3-point field goals made (247) and ranks 2nd in career points (1,659), assists (245) and steals (130) and 3rd in rebounds (480) and points per game (15.4).
- Butler is one of 10 candidates for the Bob Cousy Point Guard of the Year Award.
- Butler leads the Big 12 in steals (2.3), 3-point percentage (.494) and 3-pointers made (2.9), ranks 3rd in scoring (17.1), 2nd in assists (5.4), 2nd in field goal percentage (.503) and 6th in assist-to-turnover ratio (1.90).

**FOUR ALL-BIG 12 PLAYERS RETURN**

- All five Baylor starters were named to 2020 All-Big 12 teams, making BU the first team in the league’s 24-year history with five players on All-Big 12 teams, and four of those players returned for the 2020-21 season.
- **Jared Butler** became Baylor’s first underclassman named first-team All-Conference since Terry Teagle in 1980, and he was named a consensus third-team All-American. He’s the Bears’ first AP Preseason All-American.
- **MaCio Teague** has been all-conference in all three of his previous seasons. He was a first-team All-Big South honoree while at UNC Asheville in 2017 and 2018 and earned second-team All-Big 12 honors in 2020.
- **Mark Vital** and **Davion Mitchell** were both third-team All-Big 12 and Big 12 All-Defensive Team choices.

**BIG 12 INDIVIDUAL RANKINGS (THRU 1/25/21)**

- **Jared Butler** – 1st steals (2.3), 1st 3FG% (.494), 2nd assists (5.4), 2nd FG% (.503), 1st 3FGs (2.9), 4th scoring (17.1), 6th A-T ratio (1.90), 2nd 20-point games (5)
- **Davion Mitchell** – 1st assists (5.9), 2nd steals (2.1), 5th A-T ratio (1.98)
- **MaCio Teague** – 8th scoring (14.8), 5th FG% (.471), 5th FT% (.857)
- **Jonathan Tchamwa Tchatchoua** – 6th rebounds (6.6), 12th blocks (0.9), 5th offensive reb. (2.4)
- **Mark Vital** – 7th blocks (1.0), 12th rebounds (5.6), 15th steals (1.2), 9th offensive reb. (2.0)
- **Flo Thamba** – 10th offensive reb. (1.9)
- **Adam Flagler** – 10th 3FGs (1.9), 2nd bench scoring (10.1)

**ONE OF FOUR PROGRAMS RANKED NO. 1 THREE TIMES SINCE 2017**

- Baylor joins Duke, Gonzaga and Kansas as the only programs ranked No. 1 in three seasons since 2017.
- BU was No. 1 for the first time on Jan. 9, 2017, spent five weeks ranked No. 1 in 2020 and was No. 1 in the preseason and week 1 coaches’ polls this year. All told, BU has been No. 1 for eight weeks since 2017.
- The Bears have been ranked in 24 of 25 AP Top 25 spots during the Drew era (all since 2008). The only spot Baylor hasn’t been ranked in the AP poll is No. 8.



**SCOTT DREW**  
HEAD COACH  
18TH SEASON AT BAYLOR

**THE DREW FILE**

**PERSONAL**

**Birthdate:** Oct. 23, 1970  
**Birthplace:** Kansas City, Mo.  
**Family:** Wife, Kelly; daughter Mackenzie, sons Peyton and Brody

**EDUCATION**

**College:** Butler, 1993; Valparaiso, 1994 (Master’s)

**COACHING EXPERIENCE**

1993-01 Valparaiso (assistant coach)  
2001-02 Valparaiso (associate head coach)  
2002-03 Valparaiso (head coach)  
2003-pres. Baylor (head coach)

**THE DREW WORKSHEET**

YEAR	SCHOOL	OVERALL	CONF.
2002-03	Valparaiso	20-11	12-2
2003-04	Baylor	8-21	3-13
2004-05	Baylor	9-19	1-15
2005-06†	Baylor	4-13	4-12
2006-07	Baylor	15-16	4-12
2007-08	Baylor <sup>1</sup>	21-11	9-7
2008-09	Baylor <sup>2</sup>	24-15	5-11
2009-10	Baylor <sup>1</sup>	28-8	11-5
2010-11	Baylor	18-13	7-9
2011-12	Baylor <sup>1</sup>	30-8	12-6
2012-13*	Baylor <sup>2</sup>	23-14	9-9
2013-14	Baylor <sup>1</sup>	26-12	9-9
2014-15	Baylor <sup>1</sup>	24-10	11-7
2015-16	Baylor <sup>1</sup>	22-12	10-8
2016-17	Baylor <sup>1</sup>	27-8	12-6
2017-18	Baylor <sup>2</sup>	19-15	8-10
2018-19	Baylor <sup>1</sup>	20-14	10-8
2019-20	Baylor <sup>3</sup>	26-4	15-3
2020-21	Baylor	14-0	7-0
<b>TOTAL</b>	<b>19th season</b>	<b>376-224</b>	<b>157-152</b>
<b>BAYLOR</b>	<b>18th season</b>	<b>356-213</b>	<b>145-150</b>

† Baylor played no non-conference schedule due to NCAA sanctions.  
\* Two of Baylor’s wins were credited to interim head coach Jerome Tang.  
<sup>1</sup> NCAA Tournament Appearances | <sup>2</sup> NIT Appearances | <sup>3</sup> COVID-19 pandemic

**DREW VS. 2020-21 OPPONENTS**

OPPONENT	CAREER
Alcorn State .....	3-0
Arkansas-Pine Bluff .....	2-0
Central Arkansas .....	3-0
Illinois .....	1-1
Iowa State.....	17-13
Louisiana-Lafayette.....	2-0
Kansas .....	6-25
Kansas State .....	14-16
Oklahoma .....	15-22
Oklahoma State.....	20-16
SFA .....	3-2
Texas .....	17-21
TCU.....	14-4
Texas Tech.....	21-13
Washington.....	1-1
West Virginia .....	11-8
<b>CAREER W-L TOTAL .....</b>	<b>376-224</b>

**MISCELLANEOUS STATISTICS**

Current Streak.....	Won 14
Current Home Streak.....	Won 8
Current Road/Neutral Streak.....	Won 8
Last Win.....	Jan. 23 at Oklahoma State (81-65)
Last Home Win.....	Jan. 18 vs. #9 Kansas (77-69)
Last Away Win.....	Jan. 23 at Oklahoma State (81-65)
Last Loss.....	March 7 at West Virginia (64-76)
Last Home Loss.....	Feb. 22 vs. #3 Kansas (61-64)
Last Away Loss.....	March 7 at West Virginia (64-76)

**2020-21 RECORD BY STARTING LINEUP**

Mitchell (g), Butler (g), Teague (g), Vital (f), Thamba (f)..... 14-0

**RECORD WHEN...**

	2020-21		DREW
	ALL	B12	ERA
Leading or tied at halftime	12-0	5-0	289-48
Trailing at halftime	2-0	2-0	69-165
Shoot 50 percent or higher	7-0	2-0	162-12
Shoot lower than 50 percent	7-0	5-0	196-201
Shoot higher pct than opponent	13-0	6-0	308-29
Shoot lower percentage than opp	1-0	1-0	50-184
Opp. shoot lower than 50 percent	13-0	7-0	337-115
Opp. shoot 50 percent or higher	1-0	0-0	21-98
Score fewer than 60 points	0-0	0-0	16-50
Score 60-plus points	14-0	7-0	342-163
Score 70-plus points	12-0	5-0	294-69
Score 80-plus points	9-0	2-0	148-12
Score 90-plus points	5-0	1-0	64-3
Score 100-plus points	3-0	1-0	24-0
Opp. score fewer than 50 points	2-0	1-0	38-1
Opp. score fewer than 60 points	5-0	1-0	134-9
Opp. score fewer than 70 points	12-0	7-0	258-55
Opp. score fewer than 80 points	13-0	7-0	338-144
Opp. score 80-plus points	1-0	0-0	20-69
Opp. score 90-plus points	0-0	0-0	3-19
More rebounds than opponent	10-0	4-0	269-80
Equal/fewer rebounds than opp.	4-0	3-0	89-133
Fewer turnovers than opp.	11-0	5-0	188-70
Equal/more turnovers than opp.	3-0	2-0	170-143
Games decided by 5 or fewer pts	0-0	0-0	72-63
OT games	0-0	0-0	19-5
Games as AP ranked team	14-0	7-0	188-67
Games vs. AP ranked opponents	3-0	2-0	50-100
Games following a loss	1-0	0-0	111-96
Games following a win	13-0	7-0	246-117
More points in paint than opp.	10-0	4-0	253-86
Equal/fewer pts in paint than opp.	4-0	3-0	105-127
More points off TO than opp.	13-0	6-0	223-73
Equal/fewer pts off TO than opp.	1-0	1-0	135-140
More bench points than opp.	11-0	4-0	212-108
Equal/fewer bench points than opp.	3-0	3-0	146-105
More 2nd-chance points than opp.	13-0	7-0	213-110
Equal/fewer 2nd-ch. pts than opp.	1-0	0-0	145-103
Playing in November	2-0	0-0	79-15
Playing in December	6-0	1-0	84-19
Playing in January	6-0	6-0	82-63
Playing in February	0-0	0-0	67-70
Playing in March	0-0	0-0	44-45
Playing in April	0-0	0-0	2-1

**TWENTY-ONE STRAIGHT WEEKS AP TOP-5 RANKED**

- BU is No. 2 in the Jan. 25 AP Top 25, extending its school-record streak to 21 straight weeks top-5 ranked. The Bears were top-5 ranked in 12 total weeks in program history prior to the current streak.
- Baylor's 5-week streak at No. 1 last season was the longest since Kentucky in 2015.
- Baylor has been in the AP Top 25 a school-record 30-straight weeks, which is the nation's 4th-longest active streak behind only Kansas (230), Gonzaga (88) and Villanova (33).

**BREAKTHROUGH IN BIG 12**

- BU is 121-80 in Big 12 play in 12 seasons since 2010 after going 59-149 in the league's first 13 seasons.
- BU is 135-97 in Big 12 play in 14 seasons since 2008 after going 45-131 in the league's first 11 seasons.
- Baylor is 46-40 in Big 12 road games since 2012, second-best in the league behind only Kansas (56-30).
- BU has won 8+ Big 12 games in 9 straight seasons after winning 8+ just 3 times in the league's first 15 years.
- BU has recorded double-digit Big 12 wins in 5 of the last 6 years and 7 of the last 11 seasons.

**SECOND-MOST WINS AMONG BIG 12 TEAMS SINCE 2011-12**

- Baylor's 231-97 record since 2011-12 trails only Kansas (274-68) among Big 12 teams (thru 1/25/21).
- West Virginia (201-124) is 3rd, Iowa State (197-120) is 4th, Oklahoma (189-121) is 5th, Kansas State (187-133) is 6th, Texas (181-137) is 7th, Oklahoma St. (172-139) is 8th, Texas Tech (170-142) is 9th and TCU (161-155) is 10th.
- Baylor has averaged 24.1 wins per season over the last nine full seasons since 2011-12.

**9-1 VS. RANKED TEAMS OVER LAST TWO SEASONS**

- Baylor is 9-1 against top-25 ranked teams over the last two seasons. The Bears' last loss against a ranked team before that stretch was to No. 4-ranked Gonzaga in the 2019 NCAA Tournament second round.
- The 9-1 record includes 5-0 away from home, with neutral wins vs. #17 Villanova (Nov. 2019) and #5 Illinois (Nov. 2020) and road wins at #22 Texas Tech (Jan. 2020), at #4 Kansas (Jan. 2020) and at #15 Texas Tech (Jan. 2021).
- BU is 4-1 at home vs. ranked teams in the last 2 seasons – wins vs. #12 Arizona (Dec. 2019), #18 Butler (Dec. 2019), #14 West Virginia (Feb. 2020) and #9 Kansas (Jan. 2021) and the lone loss by 3 points to #3 Kansas (Feb. 2020).

**THIRTY-TWO WINS VS. RANKED TEAMS IN LAST SEVEN SEASONS**

- Baylor has gone 32-33 against ranked teams since the start of the 2014-15 season (6-1 last season).
- BU is 50-73 against AP-ranked teams since 2007-08 after going 17-122 in the program's first 101 seasons.
- Baylor has won multiple games vs. AP Top 25 teams in each of the last 14 seasons (including this season).
- The Bears have defeated at least five ranked teams in five of the last seven seasons entering 2020-21.

**PROTECTING HALFTIME LEADS**

- BU is 66-5 in its last 71 games when leading at halftime – 12-0 in 2021, 21-2 in 2020, 15-3 in 2019 and 15-0 in 2018.
- Baylor has won 90% of its games (181-21) when leading at the half since 2011-12 (12-0 in 2021, 21-2 in 2020, 15-3 in 2019, 15-0 in 2018, 18-3 in 2017, 18-2 in 2016, 21-7 in 2015, 18-2 in 2014, 17-1 in 2013 and 26-1 in 2012).
- BU has won 40% of games in which its been tied or trailing at the half since 2011-12, going 50-76 in those.

**BUTLER BACK AFTER ALL-AMERICA SOPHOMORE SEASON**

- **Jared Butler** was named to the Sporting News All-America Third Team and All-Big 12 First Team, becoming Baylor's first underclassman to earn All-America or All-Conference first team honors since Terry Teague in 1980.
- Butler ranks top-5 in the Big 12 in steals (1st), 3FG% (1st), 3FGs (1st), assists (2nd), FG% (2nd) and scoring (4th).
- Butler has 15 career games with 20+ points, including 3 games with 30+ points – 22 vs. PVAM, 31 at Kansas, 30 vs. UCA, 22 vs. Villanova, 20 vs. UMEs, 22 at Kansas, 20 at K-State, 21 vs. WVU, 22 at Oklahoma, 21 at WVU, 20 vs. Washington, 21 at Iowa State, 28 at TCU, 30 vs. Kansas and 22 at Oklahoma State.
- Over the last 2 seasons, Butler has 20-point games on the road against seven of nine Big 12 opponents, with the only exceptions at Texas Tech and at Texas.

**TEAGUE LOOKING FOR FOURTH ALL-CONFERENCE SEASON**

- **MaCio Teague** has earned all-conference honors in all 3 collegiate seasons – All-Big South First Team in 2017 and 2018 at UNC Asheville and All-Big 12 Second Team in 2020 at Baylor.
- Teague ranks 8th in the Big 12 in scoring, 5th in the league in FG% and 5th in FT%.
- Teague is the nation's only active player with 1,500+ career points (1,674), 400+ rebounds (483), 225+ assists (246), 125+ steals (130) and 200+ made 3-pointers (250).
- The Bears have gone 40-4 since Teague's first game at Baylor, including 22-3 in Big 12 play.
- Teague played in 90 consecutive games and made 86 consecutive starts before sitting out two games with a broken wrist. He has started all but 3 games (Nov. 20, 2016, Feb. 18, 2020, Feb. 22, 2020) in his career.
- Baylor is 33-1 when Teague scores 10+ points – he's averaging 9.5 ppg in 4 losses while at Baylor (8, 8, 13, 9).

**MITCHELL RETURNS AS STARTING POINT GUARD**

- **Davion Mitchell** was named Big 12 Newcomer of the Year, selected to the All-Big 12 Third Team and Big 12 All-Defensive Team and was a unanimous choice on the Big 12 All-Newcomer Team.
- Mitchell leads the Big 12 in assists, ranks 2nd in steals and 5th in assist-to-turnover ratio.
- Mitchell has started all 44 games at BU after coming off the bench in all 34 games as an Auburn freshman (2017-18).
- Mitchell has made a 3-pointer in 32 of the last 40 games and is shooting 38% on 3FGs in that stretch (56-of-149). Prior to that stretch, he shot 26% (19-of-72) from downtown over his first 38 collegiate games.
- When Mitchell has played 20+ minutes, his collegiate teams are 51-4 (12-0 at Auburn, 39-4 at Baylor).
- When Mitchell scores 10+ points, his collegiate teams are 25-1 (2-0 at Auburn, 23-1 at Baylor).

## BENCH TRIO SCORING WITH EFFICIENCY

- **Adam Flagler, Matthew Mayer and LJ Cryer** give the Bears a trio of efficient shooters off the bench.
- All 3 are shooting at least 41% from 3-point range – Cryer (.429), Flagler (.426), Mayer (.414) – and combined they've shot .424 from behind the arc (50-of-118) and averaged 3.6 made 3-pointers per game.
- Flagler has scored in double-figures in 8 of 12 games played this season, including four games with 15+ points, Mayer has 10+ points in 5 of 14 games, and Cryer has twice scored 15+ points off the bench.
- Flagler has made at least one 3-pointer in 45 of 48 collegiate games. He's made multiple 3-pointers in 40 of 48 career games, including 25 games with 3+ made treys.
- Mayer has scored in double-figures in 4 of the last 9 games and has posted at least 6 points off the bench in 10 of 14 games this season. He's shooting 53% inside the arc (29-55) and is 2nd on the team with 22.0 points per 40 minutes.
- Cryer has made a 3-pointer in 7 of 8 games with an attempt and is shooting .426 from 3-point range.

## VITAL TO BEARS' SUCCESS

- **Mark Vital** is back after being named one of 4 Naismith Defensive Player of the Year Award finalists in 2020.
- Vital has played in 39 career Big 12 wins (39-21), tied for the program record with A.J. Walton (39-29).
- He was named to the 2020 All-Big 12 Third Team and was a unanimous 2020 All-Defensive Team selection.
- Vital posted a career-high 19 points on 8-of-9 from the field in the Jan. 23 win at Oklahoma State.
- In Baylor's Nov. 29, 2020 game vs. Washington, Vital's 15 rebounds matched all Washington players combined (15). That was the second time Vital accomplished the feat, after doing so for the first time at Arizona in 2018.

## TCHAMWA TCHATCHOUA PROVIDING SPARK OFF BENCH

- **Jonathan Tchamwa Tchatchoua** has played 15+ minutes off the bench in every game this season, including 8 games with 20+ minutes. He's had at least 6 points and 4 rebounds in 12 of 14 games.
- Tchamwa Tchatchoua has made 50% of his FGs on dunks (24-of-48), including all 5 in the win over Washington.
- Tchamwa Tchatchoua leads the Bears and ranks 6th in the Big 12 with 6.6 rebounds per game.

## PROGRAM HIGHLIGHTS

- Drew is in his 18th season at Baylor and is the school's all-time wins leader (356).
- Baylor has had a nation-leading four players selected in the NBA Draft since 2010 who weren't ranked in the ESPN100 out of high school – Quincy Acy, Ekpe Udoh, Pierre Jackson and Taurean Prince.
- Drew has graduated 52 players during his Baylor tenure, averaging 3 graduates per season.
- The Bears have advanced to postseason play in a school-record eight straight seasons (6 NCAA, 2 NIT).
- Baylor is 23-4 in regular-season tournaments since 2013-14, including 4 regular-season tournament titles.
- Drew has won 20+ games in 11 of the last 13 years – the Bears had 3 seasons of 20+ wins prior to his arrival.

## BIG 12'S MOST WINS IN CONFERENCE CHALLENGES

- Baylor is 10-2 in conference challenges – 6-1 in Big 12/SEC Challenge, 3-1 in Big 12/Pac-10, 1-0 in Big 12/Big East.
- BU's 6-1 Big 12/SEC Challenge mark includes wins over Kentucky, Vanderbilt, Georgia, Ole Miss, Alabama and Florida.
- Baylor's 6-1 record is the best by any team in the Big 12/SEC Challenge. Kansas, Oklahoma and Oklahoma State are 5-2, while TCU and Texas Tech are 4-3, K-State, Texas and Iowa State are 3-4 and West Virginia is 2-5.
- Baylor's 10-2 record in conference challenges is best in the Big 12, followed by Oklahoma State at 8-4, Kansas and Oklahoma at 7-5, Texas and Iowa State at 6-6, K-State and Texas Tech at 5-7, TCU at 4-4 and West Virginia at 2-6.

## STRONG SECOND HALF THE DIFFERENCE IN WIN AT OKLAHOMA STATE

- Baylor trailed 34-25 late in the first half, the first time the Bears faced a deficit greater than 4 points all season, but the Bears turned up the intensity in the second half and pulled away for an 81-66 win at Oklahoma State on Jan. 23.
- BU trailed 50-48 with 12 minutes left, then went on a 19-1 run and led by double-digits the rest of the way.
- **Jared Butler** hit 3-pointers on 3-consecutive trips to turn a 3-point lead into a 12-point lead with 8 minutes left.
- Butler finished with 22 points, while **Mark Vital** had a career-high 19 points on 8-of-9 from the field.

## BUTLER'S 30 LEAD BEARS PAST NO. 9 KANSAS

- Baylor jumped out to an 11-2 lead and led wire-to-wire in a 77-69 victory over No. 9 Kansas on Jan. 18.
- The Bears got 30 points from **Jared Butler**, who made 7-of-9 from 3-point range and added 8 assists.
- BU took a 41-28 halftime lead and led by at least 5 points for the final 36 minutes of game time.
- **Mark Vital** contributed 10 rebounds and a highlight-reel block, while **MaCio Teague** added 13 points.

## DEFENSE STANDS TALL, OFFENSE SHINES LATE IN ROAD WIN AT NO. 15 TEXAS TECH

- Baylor held No. 15 Texas Tech to a season-low 18 first-half points, but the Bears trailed 45-44 with 7:14 left before going on a 17-6 run over the next 4:23 to pull away late in a 68-60 win in Lubbock on Jan. 16.
- **Adam Flagler** posted 15 points off the bench, including the go-ahead jumper to spark the late 17-6 run.
- **Davion Mitchell** led the Bears with 17 points, while **MaCio Teague** added 14 points.
- **Jared Butler** scored his only 7 points over a 70-second stretch in the final 5 minutes, including a pair of 3-pointers.

## BEARS SHAKE OFF SLOW START TO RECORD ROAD WIN AT TCU

- Baylor faced a halftime deficit for the first time all season after Mike Miles hit a buzzer-beating 60-footer to give TCU a 28-27 lead at the break, but the Bears responded and led for the final 19:39 in a 67-49 win over TCU on Jan. 9.
- The Bears shot just 1-of-10 from 3-point range in the first half, but went 5-of-9 in the second half. Baylor's defense held TCU to 33% shooting in both halves and forced 22 turnovers.

## DOUBLE-FIGURE GAMES

POINTS	20-21	CAREER
MaCio Teague	12	88 (54 at UNC Asheville)
Jared Butler	12	55
Davion Mitchell	9	26 (2 at Auburn)
Adam Flagler	8	40 (32 at Presbyterian)
Matthew Mayer	5	15
J. Tchamwa Tchatchoua	5	6 (1 at UNLV)
LJ Cryer	2	2
Mark Vital	1	25
Flo Thamba	1	2
Jordan Turner	1	1
Zach Loveday	1	1

REBOUNDS	20-21	CAREER
Mark Vital	2	14
J. Tchamwa Tchatchoua	2	4 (2 at UNLV)
MaCio Teague	1	5 (3 at UNC Asheville)

DOUBLE-DOUBLES	20-21	CAREER
MaCio Teague	1	5 (3 at UNC Asheville)
J. Tchamwa Tchatchoua	1	2 (1 at UNLV)
Davion Mitchell	1	2
Jared Butler	1	1
Mark Vital	–	2

20+ POINTS	20-21	CAREER
Jared Butler	5	15
MaCio Teague	3	26 (20 at UNC Asheville)
Davion Mitchell	1	1
Adam Flagler	–	10 (10 at Presbyterian)

30+ POINTS	20-21	CAREER
Jared Butler	1	3
MaCio Teague	–	2 (2 at UNC Asheville)

## ACTIVE STREAKS

## CONSECUTIVE STARTS

64	Jared Butler
44	Davion Mitchell
19	MaCio Teague
15	Mark Vital
14	Flo Thamba

## CONSECUTIVE GAMES PLAYED

78	Jared Butler
78	Davion Mitchell (34 at Auburn)
48	Matthew Mayer
45	Jonathan Tchamwa Tchatchoua (31 at UNLV)
19	MaCio Teague
16	Flo Thamba
15	Mark Vital
8	Adam Flagler
1	LJ Cryer

## CONSECUTIVE GAMES WITH 3-POINTER

4	Jared Butler
3	Davion Mitchell
1	LJ Cryer, Adam Flagler

## CONSECUTIVE GAMES WITH 10+ POINTS

2	Jared Butler
1	Adam Flagler, Mark Vital

**LARGEST LEADS & DEFICITS**

	W/L	HALFTIME	LARGEST	LARGEST
	SCORE	MARGIN	LEAD	DEFICIT
vs. Louisiana	W, 112-82	+13 (53-40)	+33	-4
vs. Washington	W, 86-52	+14 (38-24)	+37	—
vs. #5 Illinois	W, 82-69	+1 (31-30)	+16	-2
SFA	W, 83-52	+16 (38-22)	+37	-2
at K-State	W, 100-69	+29 (56-27)	+32	—
UAPB	W, 99-42	+43 (55-12)	+58	—
Central Ark.	W, 93-56	+18 (53-35)	+43	—
Alcorn St.	W, 105-76	+32 (59-27)	+44	-4
at Iowa St.	W, 76-65	+4 (36-32)	+13	-3
Oklahoma	W, 76-61	+17 (42-25)	+19	—
at TCU	W, 67-49	-1 (27-28)	+18	-4
at #15 TTU	W, 68-60	+8 (26-18)	+10	-3
#9 Kansas	W, 77-69	+13 (41-28)	+16	—
at Oklahoma St.	W, 81-65	-4 (32-36)	+18	-9

**GAME TRENDS**

	W/L	TIME	TIME	TIME
	SCORE	LEADING	TRAILING	TIED
vs. Louisiana	W, 112-82	37:27	1:32	1:01
vs. Washington	W, 86-52	38:15	—	1:45
vs. #5 Illinois	W, 82-69	24:48	6:43	8:29
SFA	W, 83-52	36:56	0:54	2:10
at K-State	W, 100-69	39:20	—	0:40
UAPB	W, 99-42	38:51	—	1:09
Central Ark.	W, 93-56	39:41	—	0:19
Alcorn State	W, 105-76	35:59	2:40	1:21
at Iowa St.	W, 76-65	34:53	1:33	3:34
Oklahoma	W, 76-61	39:25	—	0:35
at TCU	W, 67-49	31:06	5:45	3:09
at #15 TTU	W, 68-60	30:14	4:47	4:59
#9 Kansas	W, 77-69	39:43	—	0:17
at Oklahoma St.	W, 81-65	16:11	20:26	3:23
<b>TOTAL</b>		<b>482:49</b>	<b>44:20</b>	<b>32:51</b>

**POINTS PER POSSESSION**

GAME	BAYLOR	OPPONENT
vs. Louisiana-Lafayette	1.38	1.01
vs. Washington	1.28	0.78
vs. #5 Illinois	1.21	1.01
Stephen F. Austin	1.06	<u>0.67</u>
at Kansas State	1.47	1.01
Arkansas-Pine Bluff	1.39	<u>0.59</u>
Central Arkansas	1.18	<u>0.71</u>
Alcorn State	1.46	1.06
at Iowa State	1.00	<u>0.86</u>
Oklahoma	1.15	<u>0.92</u>
at TCU	1.03	<u>0.75</u>
at #15 Texas Tech	0.97	0.86
#9 Kansas	1.18	1.06
at Oklahoma State	1.19	0.97

**BU HOLDS SOONER OFFENSE IN CHECK FOR 10TH-STRAIGHT WIN**

- Baylor jumped out to a 16-2 lead and Oklahoma never got closer than 5 points the rest of the way, as the Bears held the Sooners to a season-low scoring output in a 76-61 win on Jan. 6 in Waco.
- BU's bench out-scored OU's 40-9, led by 16 points from **Matthew Mayer** and 15 points from **Adam Flagler**.

**BEARS FIGHT FOR TOUGH ROAD WIN AT IOWA STATE**

- Despite season-lows of 76 points and 10 assists, BU held on for a hard-fought 76-65 win at Iowa State on Jan. 2.
- Baylor committed 17 turnovers, but forced 21 ISU turnovers. BU shot a season-worst 4-for-19 from distance.
- **Jared Butler** led BU with 21 points, 5 assists and 4 steals, while Mitchell and Teague added 13 points apiece.

**BU TOPS CENTURY MARK FOR THIRD TIME IN WIN OVER ALCORN**

- Playing its second game in as many days, the Bears rolled to a 105-76 win over Alcorn State on Dec. 30.
- The Bears' three starting guards combined for 45 points (13-22 FGs, 13-13 FTs), 16 assists and only 4 turnovers, led by **Davion Mitchell**, who posted his second-career double-double with 10 points and 10 assists.
- Six Bears scored in double-figures, including career-highs of 10 points for **Jordan Turner** and **Zach Loveday**.

**BEARS ROAR BACK FROM BREAK IN WIN OVER CENTRAL ARKANSAS**

- Baylor returned from its Christmas break with a 93-56 win over Central Arkansas on Dec. 29.
- The Bears posted 25 assists against only 10 turnovers, including a career-high 12 assists from **Davion Mitchell**.
- **Jonathan Tchamwa Tchatchoua** had his first double-double of the season with 13 points and 11 boards.

**BENCH TAKES CARE OF BUSINESS VS. UAPB**

- Baylor's bench scored more points than the entire UAPB team in the Bears' 99-42 win on Dec. 21. The BU bench out-scored UAPB's bench 55-0, with a team-high 15 points from freshman **LJ Cryer**.
- BU committed only 5 turnovers, forced 23 turnovers and had 25 assists on 37 made field goals.

**NO RUST FOR BU OFFENSE IN BIG 12 OPENER AT K-STATE**

- Despite going 9 days without a game and having only two days of practice before its Big 12 opener at Kansas State, BU rolled to a 100-69 victory on Dec. 19, becoming the first team to score 100 in Manhattan since 1992.
- Two Baylor guards posted double-doubles, with **MaCio Teague's** 23 points and 10 rebounds and **Jared Butler's** 14 points and career-high 13 assists. **Davion Mitchell** added a career-high 20 points.

**BU FORCES 35 TURNOVERS IN DOMINANT WIN OVER SFA**

- Baylor forced a Ferrell Center-record 35 turnovers and rolled to an 83-52 win over SFA in its Dec. 9 home opener.
- The Bears snapped SFA's 18-game winning streak (which was the nation's 2nd-longest active streak) and handed SFA its largest margin-of-defeat in more than two years – a 38-point loss at Miami on Nov. 13, 2018.

**BEARS NOTCH TOP-5 WIN OVER ILLINOIS IN JIMMY V CLASSIC**

- Baylor recorded its first ranked win of the season by beating No. 5 Illinois 82-69 in the Jimmy V Classic on Dec. 2.
- Four BU guards all scored in double-figures and combined for 56 points, led by **Adam Flagler's** 18 off the bench.
- There were 10 lead changes in the game, and score was tied 43-43 with 13:16 left. BU used a 6-0 run to take the lead for good, and put the game away with a 9-0 run over 75 seconds to take a 65-61 lead with 7 minutes left.
- After being out-rebounded 25-18 in the first half, Baylor out-rebounded the Illini 20-10 after the break.

**TWO 30-POINT WINS IN VEGAS TO OPEN SEASON**

- Baylor's season started three days later than expected, but the Bears came out strong scoring 112 points in a 30-point win over Louisiana-Lafayette and then taking down Washington 86-52 the following day.
- The Bears drained 15 treys and had 25 assists on their way to 112 points in the opener vs. Louisiana-Lafayette.
- BU out-rebounded Washington 50-19, with Mark Vital (15) recording as many rebounds as all Washington players combined (15 + 4 team rebounds). It was the second time Vital accomplished that feat (2018-19 at Arizona).

**44 PRO PLAYERS IN DREW ERA**

- In Scott Drew's 17 years at Baylor, 44 of his players have gone on to professional careers.
- Six of Drew's players have been in the NBA recently, and they all graduated from Baylor – Quincy Acy (Suns), Johnathan Motley (Suns), Royce O'Neale (Jazz), Taurean Prince (Cavs), Ekpe Udoh (Jazz) and Freddie Gillespie (Mavs).

**BIG 12'S SECOND-BEST ROAD MARK SINCE 2012**

- Baylor is 46-40 in Big 12 road games since 2012, 2nd-best in the league behind only Kansas (thru 1/25/21).
- BU is 37-31 in Big 12 road games since 2014, which is also second-best in the league behind only Kansas.

**LAST 10 YEARS (2012-PRES.)**

Kansas — 56-30
Baylor — 46-40
Kansas State — 31-53
West Virginia — 29-47
Iowa State — 26-57
Texas — 26-57
Oklahoma — 25-59
Oklahoma State — 25-60
Texas Tech — 20-65
TCU — 11-64

**LAST 8 YEARS (2014-PRES.)**

Kansas — 44-25
Baylor — 37-31
West Virginia — 26-41
Oklahoma — 21-45
Texas — 21-44
Kansas State — 20-46
Iowa State — 19-46
Texas Tech — 19-48
Oklahoma State — 19-48
TCU — 11-55

2020-21 BAYLOR BASKETBALL GAME NOTES

**BEARS INK HIGHEST-RANKED RECRUITING CLASS IN PROGRAM HISTORY FOR 2021-22**

- Baylor signed the highest-ranked recruiting class in program history in November, inking a trio of top-40 recruits for the 2021-22 season. BU's 2021 recruiting class was ranked No. 4 nationally by ESPN.
- The Bears signed 5-star forward Kendall Brown, 4-star guard Langston Love and 4-star forward Jeremy Sochan.
- Brown is ranked No. 12 nationally, Love is ranked No. 23 nationally and Sochan is ranked No. 40 nationally.
- Brown attends Sunrise Christian Academy in Bel Aire, Kan. and is a Cottage Grove, Minn. native.
- Love attends Montverde Academy in Florida and is a University City, Texas native.
- Sochan attends Orange Academy in Germany and is a Southampton, United Kingdom native.

**NON-CONFERENCE HIGHLIGHTS**

- Baylor is 13-5 vs. the Pac-12 during the Drew era, 11-1 against the Big East during the Drew era and 16-10 against the SEC during the Drew era, including 11-5 since 2012-13 and 6-1 in the Big 12/SEC Challenge.
- Baylor is 52-11 in games against non-Big 12 teams over the last 5 seasons, including home wins against No. 4 Oregon, No. 7 Xavier, No. 12 Arizona, No. 18 Butler, Oregon and Alabama, neutral site wins vs. No. 5 Illinois, vs. No. 10 Louisville, vs. No. 17 Villanova, vs. No. 24 Michigan State, vs. VCU, vs. USC, vs. Wisconsin, vs. Creighton, vs. Syracuse and vs. Washington and road wins at Arizona, at Ole Miss and at Florida.

**SCOTT DREW COACHING TREE**

- Three current Division I head coaches took their first DI head coaching jobs after stints on Scott Drew's BU staff.
- Matthew Driscoll is in his 12th season as head coach at North Florida after six seasons as a Baylor assistant.
- Grant McCasland is in his fourth season as head coach at North Texas. He spent five years as a Baylor assistant before taking over as Arkansas State head coach for one season in 2016-17.
- Paul Mills is in his fourth season as head coach at Oral Roberts. He was a member of Drew's original Baylor staff in 2003-04 and spent 14 years with Drew, the final eight as an assistant coach.

**EIGHT CONSECUTIVE POSTSEASON BERTHS**

- Baylor is on a school-record streak of eight consecutive postseason berths, surpassing the total number of postseason berths in the program's 97 seasons prior to the **Scott Drew** era.
- Baylor is 1 of 14 teams to appear in every postseason since 2012, joining Cincinnati, Duke, Gonzaga, Iowa, Kansas, Kentucky, Michigan State, New Mexico State, North Carolina, Oregon, Saint Mary's, Virginia and Wichita State.
- BU earned NCAA Tournament bids in 2012, 2014, 2015, 2016, 2017 and 2019 and NIT bids in 2013 and 2018.
- Baylor has made postseason appearances in 11 of 12 seasons since 2008. Prior to that, Baylor's only postseason berths were in 1946 (NCAA), 1948 (NCAA), 1950 (NCAA), 1987 (NIT), 1988 (NCAA), 1990 (NIT) and 2001 (NIT).
- Baylor is 21-10 in postseason national tournaments during the Drew era after going 3-9 prior to Drew's arrival.

**FIVE MARCH MADNESS APPEARANCES IN LAST SIX TOURNAMENTS**

- Baylor has appeared in five of the last six NCAA Tournaments dating back to 2014.
- BU is 1 of 22 teams (1 of 15 in Power-5) to appear in five NCAA Tournaments since 2014, joining Arizona, Cincinnati, Duke, Gonzaga, Iowa State, Kansas, Kentucky, Michigan, Michigan State, New Mexico State, North Carolina, Oklahoma, Oregon, Providence, Purdue, VCU, Villanova, Virginia, Wichita State, Wisconsin and Xavier.

**POINT GUARDS THRIVE IN DREW'S SYSTEM**

- Nine of Baylor's 10 starting point guards during the **Scott Drew** era have earned All-Big 12 recognition.
- Baylor's starting point guard has earned All-Big 12 recognition in 15 of 16 seasons since 2004-05.
- Davion Mitchell (2020), Makai Mason (2019), Manu Lecomte (2017, 2018), Lester Medford (2016), Kenny Chery (2014, 2015), Pierre Jackson (2012, 2013), Tweety Carter (2010), Curtis Jerrells (2007, 2008, 2009) and Aaron Bruce (2005, 2006, 2007) have earned All-Big 12 recognition.

**PLAYER DEVELOPMENT – FROM UNRANKED TO NBA DRAFT PICKS**

- Baylor has had a nation-leading four players selected in the NBA Draft since 2010 who weren't ranked in the ESPN100 out of high school.
- The only other schools with three such players were Colorado, Marquette, Missouri, New Mexico and Connecticut.
- Baylor developed **Quincy Acy**, **Ekpe Udoh**, **Pierre Jackson** and **Taurean Prince** into NBA Draft picks after joining the program as unranked recruits.

**HISTORY OF DEVELOPMENT WITH REDSHIRTS**

- Baylor has a track record of success when redshirting players. **Ekpe Udoh**, **Johnathan Motley**, **Cory Jefferson**, **Brady Heslip**, **Jo Lual-Acuil Jr.** and **Manu Lecomte** have all gone on to professional careers after redshirting.
- **Mark Vital**, **Freddie Gillespie**, **MaCio Teague** and **Davion Mitchell** have earned All-Big 12 honors after redshirting.
- **Adam Flagler** and **Jonathan Tchamwa Tchatchoua** redshirted last season while sitting out to satisfy NCAA transfer rules, while freshman **Jordan Turner** elected to redshirt last year. **Dain Dainja** is redshirting in 2020-21.

**BAYLOR BASKETBALL ON THE RADIO**

- Baylor basketball is aired live via the Baylor Sports Network from Learfield IMG College on ESPN Central Texas and flagship station 1660AM ESPN Radio (KRZI) in Waco and worldwide on Sirius/XM Radio.
- Games are broadcast by the "Voice of the Bears" John Morris, who was named NSMA 2019 Texas co-Sportscaster of the Year on Jan. 13, 2020, and former Baylor basketball standout Pat Nunley.
- Morris is in his 37th year doing BU broadcasts (26th full-time), and Nunley is in his 40th season as analyst.
- All of Baylor's games can be heard live on the Internet at [www.BaylorBears.com](http://www.BaylorBears.com) and via the TuneIn App.

@BAYLORMBB

**2020-21 SEASON HONORS**

**JARED BUTLER**

- Wooden Award Midseason Top 25 Watch List
- Bob Cousy Point Guard Award Top 10
- Lute Olson Award Midseason Watch List
- Naismith Trophy Preseason Watch List
- NCAA National Player of the Week (Jan. 25)
- Naismith Trophy Player of the Week (Jan. 25)
- USBWA National Player of the Week (Jan. 26)
- Big 12 Player of the Week (Jan. 25)
- Preseason All-America Team (Associated Press)
- Preseason Big 12 Player of the Year
- Preseason All-Big 12 Team (unanimous)
- No. 5 on CBS Sports Top 101 Players in CBB
- No. 2 on The Athletic's Top 20 Guards in CBB

**DAVION MITCHELL**

- No. 67 on CBS Sports Top 101 Players in CBB
- No. 10 on The Athletic's Top 20 Guards in CBB

**MACIO TEAGUE**

- Jerry West Shooting Guard Award Top 10
- Naismith Trophy Preseason Watch List
- Wooden Award Preseason Top 50 Watch List
- Preseason All-Big 12 honorable mention
- No. 24 on CBS Sports Top 101 Players in CBB
- No. 12 on The Athletic's Top 20 Wings in CBB

**MARK VITAL**

- Preseason All-Big 12 honorable mention
- Karl Malone Power Forward of the Year Watch List
- No. 71 on CBS Sports Top 101 Players in CBB

**SPECIALTY STATISTICS**

*(PP - Paint; POT - Turnovers; 2nd - Second chance; BP - Bench)*  
**(BAYLOR-OPPONENT)**

OPPONENT	PP	POT	2ND	BP
vs. Louisiana-Lafayette	52-40	30-15	19-7	45-4
vs. Washington	34-26	11-9	24-7	37-26
vs. #5 Illinois	38-30	17-8	24-7	34-26
SFA	32-34	40-10	9-12	43-13
at Kansas State	38-34	21-8	14-13	33-34
UAPB	48-16	28-4	21-4	55-0
Central Arkansas	40-14	31-9	8-6	46-13
Alcorn State	40-24	31-17	18-17	47-46
at Iowa State	38-26	23-20	13-8	13-7
Oklahoma	32-28	12-22	16-8	40-9
at TCU	36-16	19-9	14-9	6-10
at #15 Texas Tech	16-22	22-12	11-5	26-5
#9 Kansas	34-30	26-23	12-11	13-17
at Oklahoma State	32-38	19-5	20-16	22-4
<b>BAYLOR TOTAL</b>	<b>510</b>	<b>330</b>	<b>223</b>	<b>460</b>
Baylor Average	36.2	23.6	15.9	32.9
<b>OPP TOTAL</b>	<b>378</b>	<b>171</b>	<b>130</b>	<b>214</b>
Opp Average	27.0	12.2	9.3	15.3

**GAME 15 – KANSAS STATE**

**PARTICIPATION**

**CAREER STARTS**

108	MaCio Teague (66 at UNC Asheville)
89	Mark Vital
65	Jared Butler
44	Davion Mitchell
36	Adam Flagler (36 at Presbyterian)
14	Flo Thamba
11	Jonathan Tchamwa Tchatchoua (11 at UNLV)

**CAREER GAMES PLAYED (NCAA)**

110	Mark Vital
109	MaCio Teague (67 at UNC Asheville)
78	Davion Mitchell (34 at Auburn)
78	Jared Butler
77	Matthew Mayer
66	Flo Thamba
48	Adam Flagler (36 at Presbyterian)
45	Jonathan Tchamwa Tchatchoua (31 at UNLV)
12	Jackson Moffatt
11	LJ Cryer
7	Zach Loveday
6	Mark Paterson, Jordan Turner

**GAME-BY-GAME STARTERS**

	1	2	3	4	5
vs. Louisiana	Mitchell	Butler	Teague	Vital	Thamba
vs. Washington	Mitchell	Butler	Teague	Vital	Thamba
vs. #5 Illinois	Mitchell	Butler	Teague	Vital	Thamba
SFA	Mitchell	Butler	Teague	Vital	Thamba
at Kansas State	Mitchell	Butler	Teague	Vital	Thamba
UAPB	Mitchell	Butler	Teague	Vital	Thamba
Central Ark.	Mitchell	Butler	Teague	Vital	Thamba
Alcorn State	Mitchell	Butler	Teague	Vital	Thamba
at Iowa State	Mitchell	Butler	Teague	Vital	Thamba
Oklahoma	Mitchell	Butler	Teague	Vital	Thamba
at TCU	Mitchell	Butler	Teague	Vital	Thamba
at #15 TTU	Mitchell	Butler	Teague	Vital	Thamba
#9 Kansas	Mitchell	Butler	Teague	Vital	Thamba
at OSU	Mitchell	Butler	Teague	Vital	Thamba

**BAYLOR CAREER WINS CHARTS**

**WINS (ONLY INCLUDES GAMES PLAYED)**

**CAREER LEADERS ALL GAMES**

PLAYER	SEASONS	G	W
1. A.J. Walton	2009-13	141	98
2. Quincy Acy	2008-12	139	97
3. Cory Jefferson	2009-14	130	95
4. Rico Gathers	2012-16	141	93
5. Anthony Jones	2008-12	129	91
6. Ishmail Wainright	2013-17	131	90
7. LaceDarius Dunn	2007-11	134	87
8. Taurean Prince	2012-16	129	86
9. Josh Lomers	2006-10	129	82
King McClure	2015-19	129	82
<b>Mark Vital</b>	<b>2017-</b>	<b>110</b>	<b>77</b>

**CAREER LEADERS BIG 12 ONLY**

PLAYER	SEASONS	G	W
1. A.J. Walton	2009-13	68	39
<b>Mark Vital</b>	<b>2017-</b>	<b>60</b>	<b>39</b>
2. Cory Jefferson	2009-13	64	37
Rico Gathers	2012-16	70	37
Ishmail Wainright	2013-17	66	37
5. Quincy Acy	2008-12	66	35
Taurean Prince	2012-16	62	35
7. King McClure	2015-19	64	34
8. LaceDarius Dunn	2007-11	64	32
Terry Maston	2014-18	56	32

**RECORDS WATCH**

**POINTS**

**CAREER LEADERS**

PLAYER	SEASONS	G	AVG	PTS
1. LaceDarius Dunn	2007-11	134	17.1	2,285
2. Terry Teagle	1979-82	110	19.9	2,189
3. Micheal Williams	1985-88	115	16.1	1,854
4. Curtis Jerrells	2005-09	119	15.3	1,820
5. Brian Skinner	1994-98	103	16.5	1,702
6. Darryl Middleton	1985-88	109	15.4	1,677
7. Aundre Branch	1991-95	102	16.3	1,666
8. Tweety Carter	2006-10	131	11.0	1,447
9. Kevin Rogers	2005-09	118	11.6	1,371
10. Darrell Hardy	1965-67	72	18.9	1,360
Quincy Acy	2008-12	139	9.8	1,360
12. Aaron Bruce	2004-08	106	12.5	1,330
13. Taurean Prince	2012-16	129	10.2	1,321
14. Doug Brandt	1993-97	109	11.6	1,263
15. Pierre Jackson	2011-13	74	16.7	1,235
16. Vinnie Johnson	1977-79	51	24.1	1,231
17. Henry Dugat	2005-09	117	10.5	1,229
Johnathan Motley	2014-17	102	12.0	1,229
19. David Wesley	1989-92	72	17.0	1,224
20. Willie Sublett	1990-94	109	11.2	1,223
21. Rico Gathers	2012-16	141	8.6	1,208
22. Cory Jefferson	2009-14	130	8.9	1,159
23. Brady Heslip	2011-14	112	10.2	1,140
24. Larry Gatewood	1967-70	72	15.6	1,120
25. William Chatmon	1969-71	50	22.1	1,104
26. Rodrick Miller	1994-98	107	10.2	1,094
<b>27. Jared Butler</b>	<b>2018-</b>	<b>78</b>	<b>13.7</b>	<b>1,067</b>
28. Arthur Edwards	1974-78	101	10.5	1,062
29. Jerry Mallett	1954-57	69	15.3	1,053
30. Winston Moore	1962-65	69	15.2	1,046
31. Kelvin Chalmers	1988-92	102	10.2	1,045
32. Don Heathington	1947-50	84	12.4	1,040

**GAMES STARTED**

**CAREER LEADERS ALL GAMES**

PLAYER	SEASONS	GP	GS
1. Curtis Jerrells	2005-09	119	119
2. Doug Brandt	1994-97	109	108
3. Micheal Williams	1985-88	115	104
4. Brian Skinner	1995-96	103	102
5. Kevin Rogers	2005-09	118	101
6. Aaron Bruce	2004-08	106	98
7. Jay Shakir	1980-83	110	96
8. Pat Nunley	1979-82	106	93
9. Robert McLemore	1985-88	110	92
Brady Heslip	2011-14	112	92
<b>Mark Vital</b>	<b>2017-</b>	<b>110</b>	<b>89</b>

**GAMES STARTED**

**CAREER LEADERS BIG 12 ONLY**

PLAYER	SEASONS	GP	GS
1. Curtis Jerrells	2005-09	64	64
<b>2. Mark Vital</b>	<b>2017-</b>	<b>60</b>	<b>57</b>
3. Aaron Bruce	2005-08	62	56
4. Tweety Carter	2006-10	64	49

**REBOUNDS**

**CAREER LEADERS**

PLAYER	SEASONS	G	AVG	REB
1. Rico Gathers	2012-16	141	8.0	1,134
2. Brian Skinner	1994-98	103	8.9	915
3. Jerry Mallett	1955-57	69	12.7	877
4. Kevin Rogers	2005-09	118	7.3	865
5. Darrell Hardy	1965-67	72	11.6	836
6. Quincy Acy	2008-12	139	6.0	828
7. Terry Teagle	1979-82	110	7.3	805
8. Darryl Middleton	1985-88	109	6.7	730
9. Doug Brandt	1993-97	102	7.1	726
10. Cory Jefferson	2009-14	130	5.6	722
<b>Mark Vital</b>	<b>2017-</b>	<b>110</b>	<b>6.3</b>	<b>688</b>

**2020-21 BAYLOR BASKETBALL GAME NOTES**

**3-POINT FIELD GOALS MADE**

**CAREER LEADERS**

PLAYER	SEASONS	PCT	3FA	3FM
1. LaceDarius Dunn	2007-11	.394	985	388
2. Brady Heslip	2011-13	.433	689	301
3. Tweety Carter	2006-10	.384	713	274
4. Aundre Branch	1991-95	.359	744	267
5. Roddrick Miller	1994-98	.351	618	217
Aaron Bruce	2004-08	.390	556	217
Curtis Jerrells	2005-09	.357	607	217
<b>8. Jared Butler</b>	<b>2018-</b>	<b>.390</b>	<b>454</b>	<b>177</b>
9. Manu Lecomte	2016-18	.392	413	162
10. Henry Dugat	2005-09	.367	431	158

**3-POINT FIELD GOAL PERCENTAGE**

**CAREER LEADERS MINIMUM 200 ATTEMPTS**

PLAYER	SEASON	3FM	3FA	PCT
1. Brady Heslip	2011-13	301	689	.437
2. LaceDarius Dunn	2007-11	388	985	.394
3. Manu Lecomte	2016-17	162	413	.3923
4. R.T. Guinn	2001-04	103	263	.3916
5. Devonte Bando	2019-20	91	233	.391
6. Kenny Taylor	2001-03	105	269	.3903
7. Aaron Bruce	2004-08	217	556	.3902
<b>8. Jared Butler</b>	<b>2018-</b>	<b>177</b>	<b>454</b>	<b>.3899</b>
9. Tweety Carter	2006-10	274	713	.384
10. Pierre Jackson	2011-13	157	414	.379
11. David Wesley	1989-92	123	326	.377

**FREE THROW PERCENTAGE**

**CAREER LEADERS MINIMUM 100 MADE**

PLAYER	SEASONS	FTM	FTA	PCT
1. Manu Lecomte	2016-18	194	224	.866
2. Kenny Chery	2013-15	163	190	.858
<b>3. MaCio Teague</b>	<b>2019-</b>	<b>125</b>	<b>147</b>	<b>.850</b>
4. LaceDarius Dunn	2007-11	449	537	.836
5. John Lucas III	2002-03	104	125	.832
6. Brady Heslip	2011-14	121	146	.829
7. David Wesley	1989-92	365	441	.828
8. Pat Nunley	1978-81	118	143	.825
9. Steve Bartels	1966-69	216	262	.824
10. Aaron Bruce	2004-07	178	218	.817

**STEALS**

**CAREER LEADERS**

PLAYER	SEASONS	G	AVG	STL
1. Micheal Williams	1985-88	115	2.45	282
2. A.J. Walton	2009-13	141	1.59	224
3. Curtis Jerrells	2005-09	119	1.34	159
4. LaceDarius Dunn	2007-11	134	1.18	158
5. Tweety Carter	2006-10	131	1.17	153
Terry Black	1999-01	60	2.55	153
7. Henry Dugat	2005-09	117	1.30	152
8. Wendell Greenleaf	1999-02	87	1.74	151
9. David Wesley	1990-92	72	2.01	145
<b>10. Mark Vital</b>	<b>2017-</b>	<b>110</b>	<b>1.16</b>	<b>128</b>

**STEALS PER GAME**

**CAREER LEADERS MINIMUM 75 STEALS**

Player	Seasons	g	stl	avg
1. Terry Black	1999-01	60	153	2.55
2. Micheal Williams	1985-88	115	282	2.45
3. David Wesley	1990-92	72	145	2.01
4. Julius Denton	1988-90	57	110	1.93
5. Wendell Greenleaf	1999-02	87	151	1.74
6. Lawrence Roberts	2002-03	56	96	1.71
<b>7. Davion Mitchell</b>	<b>2019-</b>	<b>44</b>	<b>74</b>	<b>1.68</b>
8. Pierre Jackson	2011-12	74	122	1.65
9. A.J. Walton	2009-13	141	224	1.59
10. Lester Medford	2014-16	68	105	1.54
<b>11. Jared Butler</b>	<b>2018-</b>	<b>78</b>	<b>114</b>	<b>1.46</b>
12. John Lucas III	2002-03	58	81	1.40





## 12 – JARED BUTLER

G • 6-3 • 195 • JR. • 2L

RESERVE, LA. (RIVERSIDE ACADEMY)

### SEASON HIGHS

**Points:** – 30 vs. Kansas (1/18/21)  
**FG:** – 11 at TCU (1/9/21)  
**FGA:** – 18 vs. Illinois (12/2/20)  
**3FG:** – 7 vs. Kansas (1/18/21)  
**3FGA:** – 9 at Iowa State (1/2/21); vs. Kansas (1/18/21)  
**FT:** – 4, four times  
**FTA:** – 6 at Kansas State (12/19/20)  
**Rebounds:** – 8 at TCU (1/9/21)  
**Assists:** – 13 at Kansas State (12/19/20)  
**Turnovers:** – 7 at Iowa State (1/2/21); at Texas Tech (1/16/21)  
**Blocks:** – 1, seven times  
**Steals:** – 5 at TCU (1/9/21)  
**Minutes Played:** – 39 at TCU (1/9/21)

### CAREER HIGHS

**Points:** – 31 at Kansas (3/9/19)  
**FG:** – 11 at TCU (1/9/21)  
**FGA:** – 21 at Kansas (3/9/19); at TCU (2/29/20)  
**3FG:** – 8 vs. Central Arkansas (11/5/19)  
**3FGA:** – 13 at Oklahoma (2/18/20)  
**FT:** – 8 at Kansas (3/9/19); at West Virginia (3/7/20)  
**FTA:** – 10 at Kansas (3/9/19); at West Virginia (3/7/20)  
**Rebounds:** – 9 at TCU (2/29/20)  
**Assists:** – 13 at Kansas State (12/19/20)  
**Turnovers:** – 7 at Texas Tech (2/16/19); at Iowa State (1/2/21)  
**Blocks:** – 1, 14 times  
**Steals:** – 5 vs. Ohio (11/21/19); at TCU (1/9/21)  
**Minutes Played:** – 40 vs. Texas Tech (3/2/20)

### MISCELLANEOUS

	20-21	CAREER	BU RECORD
Double-Figure Points:	12	55	43-12
Double-Figure Assists:	1	1	1-0
Double-Doubles:	1	1	1-0
20+ Points:	5	15	13-2
30+ Points:	1	3	2-1
5+ Assists:	8	23	21-2
Led team in Points:	5	28	21-7
Led team in Rebounds:	2	2	2-0
Led team in Assists:	6	25	20-5
Led team in Blocks:	4	7	7-0
Led team in Bench Points:	–	6	5-1

### BUTLER NOTEBOOK

- 2020 All-America Third-Team honoree, first player in program history named to AP Preseason All-America Team (2021)
- First BU underclassman to earn All-Big 12 First Team honors (2020) since Terry Teagle in 1980
- Over last 2 seasons, has 20-point games on the road vs 7 of 9 Big 12 teams – at KU, at KSU, at OU, at WVU, at ISU, at TCU, at OSU
- Played in all 78 games during BU career, including starts in last 64 games (entered starting lineup for final 20 games freshman year)
- USBWA National Player of the Week on Jan. 26 after averaging 26.0 ppg and 7.0 apg, shooting 13-16 on 3FGs in wins vs. KU and at OSU
- Posted 3rd career 30-point game by recording 30 points and shooting 7-of-9 on 3FGs in win over No. 9 Kansas (1/18/21)
- Double-double (14 points/13 assists) at K-State (12/19/20) - most assts by any player in a B12 Conf game since Trae Young in 2018
- Named 2019 Myrtle Beach Invitational MVP after scoring 10 points in final 6 minutes of championship game vs. Villanova
- Led team in scoring in 22 of 44 games since start of 2019-20 sophomore season (28 of 78 career games)
- 15 career games with 20+ pts (22 vs. PVAMU, 31 at Kansas, 31 vs. UCA, 22 vs. Villanova, 20 vs. UMEs, 22 at Kansas, 20 at K-State, 21 vs. WVU, 22 at Oklahoma, 21 at WVU, 20 vs. Washington, 21 at Iowa State, 28 at TCU, 30 vs. Kansas, 22 at OSU)
- Averaging 23.2 ppg in 5 games vs. Kansas (14 in Waco, 31 at KU in 2019; 22 at KU, 19 in Waco in 2020; 30 in Waco in 2021)
- Exploded for career-high 31 points (including 23 in 2nd half), 6 rebounds and 3 assists in 36 minutes at No. 13 Kansas (3/9/19)
- Posted 15 points (5 in OT) in win vs. Texas (2/27); hit team's last 2 regulation FGs, game-tying FG with 28 secs left to force OT
- Originally enrolled at Alabama in summer 2018, but transferred to Baylor in August and received immediate eligibility
- From same hometown as former Baylor stars Tweety Carter and Rico Gathers

### 2020-21 GAME-BY-GAME

OPPONENT	DATE	GS	MIN	FG	3FG	FT	OR-DR-TR	PF	A	T	B	S	PTS
vs. Louisiana-Lafayette	11/28	*	28	7-13	3-5	0-0	0-3-3	2	4	2	1	3	17
vs. Washington	11/29	*	26	8-12	4-7	0-0	0-3-3	3	5	3	1	2	20
vs. #5 Illinois	12/2	*	30	6-18	0-4	0-1	2-3-5	1	3	3	1	3	12
SFA	12/9	*	24	3-7	2-3	4-4	0-2-2	0	7	3	0	1	12
at Kansas State	12/19	*	30	4-8	2-6	4-6	0-5-5	1	13	1	1	1	14
Arkansas Pine-Bluff	12/21	*	23	6-14	1-3	1-2	0-4-4	0	7	1	0	2	14
Central Arkansas	12/29	*	22	6-11	3-5	2-2	1-2-3	0	5	2	0	1	17
Alcorn State	12/30	*	21	6-8	3-4	2-2	0-0-0	2	3	1	0	1	17
at Iowa State	1/2	*	35	7-15	3-9	4-5	0-1-1	2	5	7	1	4	21
Oklahoma	1/6	*	29	2-10	0-4	4-4	0-4-4	1	3	2	1	3	8
at TCU	1/9	*	39	11-17	4-8	2-4	2-6-8	3	4	2	0	5	28
at #15 Texas Tech	1/16	*	31	2-11	2-7	1-4	0-5-5	5	3	7	1	4	7
#9 Kansas	1/18	*	34	10-14	7-9	3-3	0-1-1	3	8	4	0	1	30
at Oklahoma State	1/23	*	35	8-13	6-7	0-0	0-1-1	2	6	2	0	1	22
Kansas State	1/27												
Auburn	1/30												
at Texas	2/2												
TCU	2/6												
at Oklahoma	2/10												
Texas Tech	2/13												
at West Virginia	2/15												
West Virginia	2/18												
Oklahoma State	2/20												
Iowa State	2/23												
at Kansas	2/27												
Texas	TBD												
West Virginia	TBD												

### BUTLER'S CAREER STATS

YEAR	GP-GS	MIN-AVG	FG-A	PCT	3FG-A	PCT	FT-A	PCT	OFF-DEF-TOT	AVG	PF-D	A	TO	B	S	TP	AVG
2018-19 (FR.)	34-21	910-26.8	117-296	.395	60-171	.351	54-68	.794	22-84-106	3.1	77-2	93	67	3	33	348	10.2
2019-20 (SO.)	30-30	912-30.4	167-397	.421	77-202	.381	69-89	.775	15-82-97	3.2	74-2	94	73	4	49	480	16.0
2020-21 (JR.)	14-14	407-29.1	86-171	.503	40-81	.494	27-37	.730	5-40-45	3.2	25-1	76	40	7	32	239	17.1
<b>CAREER</b>	<b>78-65</b>	<b>2229-28.6</b>	<b>370-864</b>	<b>.428</b>	<b>177-454</b>	<b>.390</b>	<b>150-194</b>	<b>.773</b>	<b>42-206-248</b>	<b>3.2</b>	<b>176-5</b>	<b>263</b>	<b>180</b>	<b>14</b>	<b>114</b>	<b>1067</b>	<b>13.7</b>



**4 – LJ CRYER**

**G • 6-1 • 185 • FR. • HS**  
**KATY, TEXAS (MORTON RANCH HS)**

**SEASON/CAREER HIGHS**

**Points:** – 17 vs. Louisiana-Lafayette (11/28/20)  
**FG:** – 6 vs. Louisiana-Lafayette (11/28/20)  
**FGA:** – 9 vs. Louisiana-Lafayette (11/28/20)  
**3FG:** – 5 vs. Louisiana-Lafayette (11/28/20)  
**3FGA:** – 7 vs. Louisiana-Lafayette (11/28/20)  
**FT:** – 3 vs. SFA (12/9/20); vs. UAPB (12/21/20)  
**FTA:** – 4, three times  
**Rebounds:** – 2, three times  
**Assists:** – 3 vs. SFA (12/9/20); at Kansas State (12/19/20)  
**Turnovers:** – 4 vs. Alcorn State (12/30/20)  
**Blocks:** –  
**Steals:** – 2 vs. Louisiana-Lafayette (11/28/20); vs. UAPB (12/21/20)  
**Minutes Played:** – 25 vs. UAPB (12/21/20)

**MISCELLANEOUS**

	20-21	BU RECORD
Double-Figure Points:	2	2-0
5+ Assists:	–	–
Led team in Points:	1	1-0
Led team in Rebounds:	–	–
Led team in Assists:	–	–
Led team in Bench Points:	2	2-0

**CRYER NOTEBOOK**

- True freshman guard from Katy, Texas, just 170 miles southeast of Waco
- Made collegiate debut with 17 points in 15 minutes off bench vs. Louisiana (11/28), making 5-of-7 treys and adding 2 steals
- Led team with 15 points in season-high 25 minutes off bench vs. Arkansas-Pine Bluff (12/21)
- Scored 3,488 points at Morton Ranch High School, 5th-most all-time in Texas public schools
- Averaged 34.2 points, 5.3 assists and 2.4 steals as high school senior, earning Class 6A All-State recognition
- Ranked No. 12 PG by ESPN and No. 51 overall by Rivals in 2020 high school class rankings
- Made 145 treys (4.3/game) and scored 1,164 points during pandemic-shortened high school senior season
- Both parents played sports at Grambling, father Lionel Sr. (football) and mother Tamica (volleyball)

**2020-21 GAME-BY-GAME**

OPPONENT	DATE	GS	MIN	FG	3FG	FT	OR-DR-TR	PF	A	T	B	S	PTS
vs. Louisiana-Lafayette	11/28	15	6-9	5-7	0-0	0-2-2	0	1	0	0	0	2	17
vs. Washington	11/29	10	0-0	0-0	0-0	0-0-0	1	0	0	0	0	0	0
vs. #5 Illinois	12/2		DNP										
SFA	12/9	18	1-3	1-3	3-4	1-1-2	2	3	1	0	1	1	6
at Kansas State	12/19	19	3-5	2-4	0-0	0-1-1	0	3	1	0	1	1	8
Arkansas Pine-Bluff	12/21	25	4-7	4-6	3-4	0-0-0	2	2	0	0	2	2	15
Central Arkansas	12/29	22	3-8	1-5	0-0	0-0-0	0	2	1	0	1	1	7
Alcorn State	12/30	18	0-6	0-5	2-4	1-0-1	1	2	4	0	1	1	2
at Iowa State	1/2		DNP										
Oklahoma	1/6	9	1-1	1-1	0-0	0-2-2	0	0	0	0	0	0	3
at TCU	1/9	5	0-0	0-0	0-0	0-0-0	0	0	0	0	0	0	0
at #15 Texas Tech	1/16	2	0-0	0-0	0-0	0-0-0	0	0	0	0	0	0	0
#9 Kansas	1/18		DNP										
at Oklahoma State	1/23	7	1-4	1-4	0-0	0-0-0	0	0	0	0	0	0	3
Kansas State	1/27												
Auburn	1/30												
at Texas	2/2												
TCU	2/6												
at Oklahoma	2/10												
Texas Tech	2/13												
at West Virginia	2/15												
West Virginia	2/18												
Oklahoma State	2/20												
Iowa State	2/23												
at Kansas	2/27												
Texas	TBD												
West Virginia	TBD												

**CRYER'S CAREER STATS**

YEAR	GP-GS	MIN-AVG	FG-A	PCT	3FG-A	PCT	FT-A	PCT	OFF-DEF-TOT	AVG	PF-D	A	TO	B	S	TP	AVG
2020-21 (FR.)	11-0	150-13.6	19-43	.442	15-35	.429	8-12	.667	2-6-8	0.7	6-0	13	7	0	8	61	5.5
<b>CAREER</b>	<b>11-0</b>	<b>150-13.6</b>	<b>19-43</b>	<b>.442</b>	<b>15-35</b>	<b>.429</b>	<b>8-12</b>	<b>.667</b>	<b>2-6-8</b>	<b>0.7</b>	<b>6-0</b>	<b>13</b>	<b>7</b>	<b>0</b>	<b>8</b>	<b>61</b>	<b>5.5</b>



## 10 — ADAM FLAGLER

G • 6-3 • 180 • SO. • SQ

DULUTH, GA. (PRESBYTERIAN)

### SEASON HIGHS

**Points:** — 19 vs. Illinois (12/2/20)  
**FG:** — 6, three times  
**FGA:** — 11 vs. Washington (11/29/20); vs. Illinois (12/2/20)  
**3FG:** — 5 vs. Washington (11/29/20)  
**3FGA:** — 9 vs. Washington (11/29/20)  
**FT:** — 4 vs. Illinois (12/2/20)  
**FTA:** — 4, three times  
**Rebounds:** — 3, six times  
**Assists:** — 7 vs. Louisiana-Lafayette (11/28/20)  
**Turnovers:** — 3 vs. SFA (12/9/20); vs. Oklahoma (1/6/21)  
**Blocks:** —  
**Steals:** — 3 vs. SFA (12/9/20); at Oklahoma State (1/23/21)  
**Minutes Played:** — 29 vs. Illinois (12/2/20)

### CAREER HIGHS

**Points:** — 29 at UCLA (11/19/18)  
**FG:** — 11 vs. Winthrop (1/26/19)  
**FGA:** — 19, twice; at UCLA (11/19/18) and at Winthrop (1/26/19)  
**3FG:** — 7 at UCLA (11/19/18)  
**3FGA:** — 14 at UCLA (11/19/18)  
**FT:** — 10 vs. VMI (12/12/18)  
**FTA:** — 10, twice; vs. VMI (12/12/18) and at Robert Morris (3/24/19)  
**Rebounds:** — 10 at UNC Asheville (2/23/19)  
**Assists:** — 7 vs. Campbell (2/16/19); vs. Louisiana-Lafayette (11/28/20)  
**Turnovers:** — 4, twice; at Radford (1/12/19) and at Marshall (3/26/19)  
**Blocks:** — 1, nine times  
**Steals:** — 3, three times  
**Minutes Played:** — 40 vs. Gardner-Webb (2/9/19)

### MISCELLANEOUS

	20-21	BU RECORD
Double-Figure Points:	8	8-0
5+ Assists:	1	1-0
Led team in Points:	2	2-0
Led team in Rebounds:	—	—
Led team in Assists:	1	1-0
Led team in Bench Points:	5	5-0

## FLAGLER NOTEBOOK

- Third-year sophomore, sat out and redshirted 2019-20 season after playing freshman year at Presbyterian College
- Scored 10+ points off bench in 8 of 12 games played this season, including 4 games with 15+ points off bench
- Had nation's 4th-longest active streak having made a 3-pointer in 42 straight games before streak was snapped at ISU (1/2/21)
- Hit go-ahead bucket to gives Bears lead for good with 7:04 left as part of 15 point effort in win at No. 15 Texas Tech (1/16/21)
- Provided spark off bench with 15 points on 6-of-8 shooting in 21 minutes of win vs. Oklahoma (1/6/21)
- Posted game-high 18 points in Bears' win over No. 5 Illinois (12/2/20), including 11 points in 2nd half
- Came off bench for first time in career vs. Louisiana (11/28/20), posting 12 points, 7 assists and 0 turnovers in 28 minutes
- Has scored in double-figures in 40 of 48 collegiate games (32 of 36 at Presbyterian); has 10 career 20-point games
- Has made multiple 3-pointers in 40 of 48 career games (8 of 12 this season)
- 25 career games with 3+ 3FGs, 10 gms with 4+ 3 FGs, 6 gms with 5+ 3FGs, 4 gms with 6+ 3FGs, 1 gm with 7+ 3FGs
- Earned 2019 Big South Freshman of the Year honors and was 5-time Big South Freshman of the Week
- Led Presbyterian in scoring as freshman with 15.9 points per game, started all 36 games and scored 10+ pts in 32 of 36 games
- Posted career-high 29 points at UCLA (11/19/18), including 24 points and 6 treys in 2nd half
- Scored 20+ points 10 times as freshman, including games at Dayton, at UCLA and at Marquette
- Brother, Duvaughn, played football at Gardner-Webb (2004-07) and finished with 188 receptions, 2,552 yards and 31 TDs
- Aspires to become a pediatrician

## 2020-21 GAME-BY-GAME

OPPONENT	DATE	GS	MIN	FG	3FG	FT	OR-DR-TR	PF	A	T	B	S	PTS
vs. Louisiana-Lafayette	11/28		28	5-9	2-5	0-0	1-2-3	2	7	0	0	0	12
vs. Washington	11/29		24	6-11	5-9	0-0	2-1-3	1	1	1	0	0	17
vs. #5 Illinois	12/2		29	6-11	2-6	4-4	1-2-3	3	3	0	0	0	18
SFA	12/9		23	4-7	3-5	3-4	0-2-2	1	1	3	0	3	14
at Kansas State	12/19			DNP									
Arkansas Pine-Bluff	12/21			DNP									
Central Arkansas	12/29		16	4-7	2-5	0-0	0-0-0	2	3	1	0	2	10
Alcorn State	12/30		22	2-6	1-2	0-0	2-1-3	1	0	1	0	1	5
at Iowa State	1/2		26	0-3	0-3	0-0	0-0-0	1	1	1	0	0	0
Oklahoma	1/6		22	6-8	3-5	0-0	0-0-0	3	0	3	0	0	15
at TCU	1/9		11	0-3	0-1	0-1	0-1-1	1	1	0	0	1	0
at #15 Texas Tech	1/16		27	5-8	3-6	2-4	0-3-3	3	1	1	0	0	15
#9 Kansas	1/18		25	2-6	0-4	1-1	1-0-1	0	1	1	0	1	5
at Oklahoma State	1/23		25	3-8	2-3	2-2	0-3-3	3	2	0	0	3	10
Kansas State	1/27												
Auburn	1/30												
at Texas	2/2												
TCU	2/6												
at Oklahoma	2/10												
Texas Tech	2/13												
at West Virginia	2/15												
West Virginia	2/18												
Oklahoma State	2/20												
Iowa State	2/23												
at Kansas	2/27												
Texas	TBD												
West Virginia	TBD												

### FLAGLER'S PRESBYTERIAN STATS

YEAR	GP-GS	MIN-AVG	FG-A	PCT	3FG-A	PCT	FT-A	PCT	OFF-DEF-TOT	AVG	PF-D	A	TO	B	S	TP	AVG
2018-19 (FR.)	36-36	1105-30.7	196-447	.438	108-280	.386	71-85	.835	27-95-122	3.4	61-0	45	42	9	28	571	15.9

### FLAGLER'S BAYLOR STATS

YEAR	GP-GS	MIN-AVG	FG-A	PCT	3FG-A	PCT	FT-A	PCT	OFF-DEF-TOT	AVG	PF-D	A	TO	B	S	TP	AVG
2020-21 (SO.)	12-0	278-23.2	43-87	.494	23-54	.426	12-16	.750	7-15-22	1.8	21-0	21	12	0	11	121	10.1
NCAA CAREER	48-36	1383-28.8	239-534	.448	131-334	.392	83-101	.822	34-110-144	3.0	82-0	66	54	9	39	692	14.4



## 32 – ZACH LOVEDAY

F • 7-0 • 215 • FR. • HS

GALLIPOLIS, OHIO (HUNTINGTON PREP)

### SEASON/CAREER HIGHS

**Points:** – 10 vs. Alcorn State (12/30/20)  
**FG:** – 4 vs. UAPB (12/21/20); vs. Alcorn State (12/30/20)  
**FGA:** – 5 vs. UAPB (12/21/20)  
**3FG:** –  
**3FGA:** – 1 vs. Central Arkansas (12/29/20)  
**FT:** – 2 vs. Alcorn State (12/30/20)  
**FTA:** – 2 vs. Alcorn State (12/30/20)  
**Rebounds:** – 4 vs. UAPB (12/21/20)  
**Assists:** –  
**Turnovers:** – 1 vs. Alcorn State (12/30/20)  
**Blocks:** – 2 vs. Alcorn State (12/30/20)  
**Steals:** – 1 vs. Louisiana-Lafayette (11/28/20)  
**Minutes Played:** – 16 vs. UAPB (12/21/20)

### MISCELLANEOUS

	20-21	BU RECORD
Double-Figure Points:	1	1-0
2+ Blocks:	1	1-0
Led team in Points:	–	–
Led team in Rebounds:	–	–
Led team in Blocks:	1	1-0
Led team in Bench Points:	–	–

### LOVEDAY NOTEBOOK

- True freshman 7-footer from Ohio, played final two high school seasons at national power Huntington Prep
- Scored in double-figures for first time with 10 points (4-4 FGs) and added 2 blocks in 10 minutes vs. Alcorn State (12/30)
- Posted 8 points and 4 rebounds and 16 minutes off bench vs. UAPB (12/21)
- Ranked No. 51 overall and No. 12 among centers in 2020 signing class by Rivals
- One of five players from 2019-20 Huntington Prep squad to sign with Division I programs
- Father, Billy Loveday, played basketball at Hanover College

### 2020-21 GAME-BY-GAME

OPPONENT	DATE	GS	MIN	FG	3FG	FT	OR-DR-TR	PF	A	T	B	S	PTS
vs. Louisiana-Lafayette	11/28		4	1-1	0-0	0-0	0-0-0	0	0	0	0	1	2
vs. Washington	11/29		2	0-0	0-0	0-0	0-1-1	0	0	0	0	0	0
vs. #5 Illinois	12/2												DNP
SFA	12/9		3	0-0	0-0	0-0	0-1-1	1	0	0	0	0	0
at Kansas State	12/19		3	1-1	0-0	0-0	0-2-2	2	0	0	0	0	2
Arkansas Pine-Bluff	12/21		16	4-5	0-0	0-0	1-3-4	0	0	0	0	0	8
Central Arkansas	12/29		8	0-3	0-1	0-0	0-2-2	0	0	0	0	0	0
Alcorn State	12/30		10	4-4	0-0	2-2	0-1-1	4	0	1	2	0	10
at Iowa State	1/2												DNP
Oklahoma	1/6												DNP
at TCU	1/9												DNP
at #15 Texas Tech	1/16												DNP
#9 Kansas	1/18												DNP
at Oklahoma State	1/23												DNP
Kansas State	1/27												
Auburn	1/30												
at Texas	2/2												
TCU	2/6												
at Oklahoma	2/10												
Texas Tech	2/13												
at West Virginia	2/15												
West Virginia	2/18												
Oklahoma State	2/20												
Iowa State	2/23												
at Kansas	2/27												
Texas	TBD												
West Virginia	TBD												

### LOVEDAY'S CAREER STATS

YEAR	GP-GS	MIN-AVG	FG-A	PCT	3FG-A	PCT	FT-A	PCT	OFF-DEF-TOT	AVG	PF-D	A	TO	B	S	TP	AVG
2020-21 (FR.)	7-0	46-6.6	10-14	.714	0-1	.000	2-2	1.000	1-10-11	1.6	7-0	0	1	2	1	22	3.1
CAREER	7-0	46-6.6	10-14	.714	0-1	.000	2-2	1.000	1-10-11	1.6	7-0	0	1	2	1	22	3.1



## 24 – MATTHEW MAYER

G/F • 6-9 • 225 • JR. • 2L

AUSTIN, TEXAS (WESTLAKE HS)

### SEASON HIGHS

**Points:** – 16 vs. Oklahoma (1/6/21)  
**FG:** – 6 vs. Oklahoma (1/6/21)  
**FGA:** – 10 vs. Louisiana-Lafayette (11/28/20); vs. Oklahoma (1/6/21)  
**3FG:** – 2, four times  
**3FGA:** – 4 vs. Oklahoma (1/6/21)  
**FT:** – 3 vs. Central Arkansas (12/29/20)  
**FTA:** – 4 vs. Central Arkansas (12/29/20); at Iowa State (1/2/21)  
**Rebounds:** – 7 vs. Illinois (12/2/20); at Oklahoma State (1/23/21)  
**Assists:** – 3, three times  
**Turnovers:** – 3 at Oklahoma State (1/23/21)  
**Blocks:** – 2 vs. Illinois (12/2/20); vs. SFA (12/9/20)  
**Steals:** – 4 vs. Central Arkansas (12/29/20)  
**Minutes Played:** – 21 vs. Oklahoma (1/6/21)

### CAREER HIGHS

**Points:** – 19 vs. Kansas State (2/25/20)  
**FG:** – 7 vs. Nicholls (11/16/18)  
**FGA:** – 12 vs. Nicholls (11/16/18)  
**3FG:** – 3 vs. Nicholls (11/16/18)  
**3FGA:** – 6 vs. Nicholls (11/16/18)  
**FT:** – 5, four times  
**FTA:** – 8 at Texas Tech (2/16/19)  
**Rebounds:** – 8 vs. West Virginia (2/15/20)  
**Assists:** – 4 vs. Texas State (11/15/19)  
**Turnovers:** – 5 vs. Ole Miss (11/23/18)  
**Blocks:** – 2, three times  
**Steals:** – 4 at Oklahoma (1/28/19); vs. Central Arkansas (12/29/20)  
**Minutes Played:** – 30 vs. Ole Miss (11/23/18)

### MISCELLANEOUS

	20-21	CAREER	BU RECORD
Double-Figure Points:	5	15	11-4
5+ Assists:	–	–	–
Led team in Points:	–	2	2-0
Led team in Rebounds:	1	3	2-1
Led team in Blocks:	4	7	6-1
Led team in Assists:	–	1	1-0
Led team in Bench Points:	3	20	12-8

### MAYER NOTEBOOK

- Junior wing with length, range and quick release, provides instant offense off bench
- Appeared off bench all but one of teams' 78 games during BU career, including 15 games with 10+ points
- Double-figure scoring off bench in 8 of last 21 games after doing so in 7 of previous 56 games played
- Scored season-high 16 points and added 6 rebounds and 3 assists in season-high 21 minutes off bench vs. Oklahoma (1/6/21)
- Posted 14 points and added 5 rebounds in 16 minutes off bench vs. Alcorn State (12/30)
- Recorded career-high 19 points on only 6-of-7 shooting in season-high 20 minutes off bench vs. Kansas State (2/25/20)
- Scored 10 first-half points off bench vs. Villanova (11/24) and vs. Kansas (2/22) last season
- Scored 17 points on just 5-of-9 shooting in 14 minutes off bench as freshman at TCU (1/5/19)
- Posted game-high 18 points in just 18 minutes off bench vs. Nicholls State (11/16/18)
- Four-star recruit from Austin's Westlake High School, ranked among top-100 recruits nationally in 2018 class
- Helped Westlake to 36-4 record as senior in 2017-18, playing alongside UTEP's Keonte Kennedy and Texas' Brock Cunningham
- Committed to Baylor in June 2017, more than a year prior to enrolling at BU

### 2020-21 GAME-BY-GAME

OPPONENT	DATE	GS	MIN	FG	3FG	FT	OR-DR-TR	PF	A	T	B	S	PTS
vs. Louisiana-Lafayette	11/28	13	4-10	0-1	0-0	2-1-3	0	1	1	0	0	0	8
vs. Washington	11/29	11	2-4	1-2	1-2	2-2-4	1	2	1	0	0	0	6
vs. #5 Illinois	12/2	14	3-6	1-1	0-2	1-6-7	0	0	0	2	1	1	7
SFA	12/9	16	3-6	2-3	2-2	0-0-0	3	1	2	2	2	2	10
at Kansas State	12/19	16	3-8	0-3	2-2	1-4-5	2	1	1	0	0	0	8
Arkansas Pine-Bluff	12/21	19	5-9	1-3	1-2	1-2-3	1	3	1	0	1	1	12
Central Arkansas	12/29	14	4-6	2-3	3-4	0-1-1	2	0	0	1	4	1	13
Alcorn State	12/30	16	5-7	2-3	2-2	3-2-5	1	1	0	0	1	1	14
at Iowa State	1/2	14	2-3	0-0	2-4	0-4-4	0	0	1	0	2	2	6
Oklahoma	1/6	21	6-10	2-4	2-2	1-5-6	2	3	1	0	1	1	16
at TCU	1/9	15	1-1	0-0	0-0	0-2-2	2	3	1	1	0	0	2
at #15 Texas Tech	1/16	12	1-4	1-3	1-2	1-2-3	0	0	0	0	0	0	4
#9 Kansas	1/18	11	0-2	0-0	0-0	1-2-3	1	0	1	0	1	0	0
at Oklahoma State	1/23	10	2-8	0-3	1-2	2-5-7	2	0	3	0	2	2	5
Kansas State	1/27												
Auburn	1/30												
at Texas	2/2												
TCU	2/6												
at Oklahoma	2/10												
Texas Tech	2/13												
at West Virginia	2/15												
West Virginia	2/18												
Oklahoma State	2/20												
Iowa State	2/23												
at Kansas	2/27												
Texas	TBD												
West Virginia	TBD												

### MAYER'S CAREER STATS

YEAR	GP-GS	MIN-AVG	FG-A	PCT	3FG-A	PCT	FT-A	PCT	OFF-DEF-TOT	AVG	PF-D	A	TO	B	S	TP	AVG
2018-19 (FR.)	33-0	388-11.8	51-154	.331	20-65	.308	31-47	.660	24-42-66	2.0	34-0	26	25	8	17	153	4.6
2019-20 (SO.)	30-0	348-11.6	54-128	.422	17-45	.378	20-29	.690	18-39-57	1.9	30-0	23	21	4	15	145	4.8
2020-21 (JR.)	14-0	202-14.4	41-84	.488	12-29	.414	17-26	.654	15-38-53	3.8	17-0	15	13	6	15	111	7.9
<b>CAREER</b>	<b>77-0</b>	<b>938-12.2</b>	<b>146-366</b>	<b>.399</b>	<b>49-139</b>	<b>.353</b>	<b>68-102</b>	<b>.667</b>	<b>57-119-176</b>	<b>2.3</b>	<b>81-0</b>	<b>64</b>	<b>59</b>	<b>18</b>	<b>47</b>	<b>409</b>	<b>5.3</b>



## 45 – DAVION MITCHELL

G • 6-2 • 205 • JR. • 1L  
HINESVILLE, GA. (AUBURN)

### SEASON HIGHS

**Points:** – 20 at Kansas State (12/19/20)  
**FG:** – 7 vs. Louisiana-Lafayette (11/28/20); at Kansas State (12/19/20)  
**FGA:** – 13 at Iowa State (1/2/21)  
**3FG:** – 6 at Kansas State (12/19/20)  
**3FGA:** – 10 at Kansas State (12/19/20)  
**FT:** – 4 at TCU (1/9/21); vs. Kansas (1/18/21)  
**FTA:** – 6 at TCU (1/9/21)  
**Rebounds:** – 6 vs. Central Arkansas (12/29/20)  
**Assists:** – 12 vs. Central Arkansas (12/29/20)  
**Turnovers:** – 7 vs. Kansas (1/18/21)  
**Blocks:** – 2 vs. Alcorn State (12/30/20)  
**Steals:** – 4 vs. SFA (12/9/20); at Iowa State (1/2/21)  
**Minutes Played:** – 38 at TCU (1/9/21)

### CAREER HIGHS

**Points:** – 20 at Kansas State (12/19/20)  
**FG:** – 9 vs. UT Martin (12/18/19)  
**FGA:** – 13, three times  
**3FG:** – 6 at Kansas State (12/19/20)  
**3FGA:** – 10 at Kansas State (12/19/20)  
**FT:** – 7 at Florida (1/25/20)  
**FTA:** – 10 vs. Oklahoma State (2/8/20)  
**Rebounds:** – 6 at Texas (2/10/20); vs. Central Arkansas (12/29/20)  
**Assists:** – 12 vs. Central Arkansas (12/29/20)  
**Turnovers:** – 7 vs. Kansas (1/18/21)  
**Blocks:** – 2, three times  
**Steals:** – 4, five times  
**Minutes Played:** – 41 vs. Texas Tech (3/2/20)

### MISCELLANEOUS

	20-21	BU CAREER	BU RECORD
Double-Figure Points:	9	24	23-1
Double-Figure Assists:	2	3	3-0
Double-Doubles	1	2	2-0
20+ Points:	1	1	1-0
5+ Assists:	9	20	20-0
Led team in Points:	1	3	3-0
Led team in Rebounds:	1	2	2-0
Led team in Assists:	8	23	22-1
Led team in Blocks:	1	4	3-1

### MITCHELL NOTEBOOK

- Lightning quick junior point guard, transferred to Baylor from Auburn and sat out 2018-19 season
- Named 2020 Big 12 Newcomer of the year, All-Big 12 Second Team and Big 12 All-Defensive Team
- Tabbed as No. 10 guard in college basketball by The Athletic entering 2020-21 season
- Posted 6+ assists in 9 of 14 games this season (6+ asts in 6 of 64 career games entering this season)
- Has started all 44 games at Baylor after coming off bench in all 34 games as freshman at Auburn in 2017-18
- Posted team-highs of 17 points and 5 rebounds in win at No. 15 Texas Tech (1/16/21)
- 2nd career double-double with 10 points, 10 assists vs. Alcorn (12/30), one day after career-high 12 assists vs. UCA (12/29)
- Scored career-high 20 points and made career-best 6-of-10 from 3-point range in win at Kansas State (12/19/20)
- Made then-career-high 4-of-5 from 3-point range as part of 15-point, 7-assist effort in win over No. 5 Illinois (12/2/20)
- Teams are 52-4 in games in which he's played 20+ minutes (12-0 at Auburn, 40-4 at Baylor)
- Teams are 25-1 in games in which he's scored 10+ points (2-0 at Auburn, 23-1 at Baylor)
- Averaging 11.0 ppg over last 40 games (438 pts) after posting 4.0 ppg over first 38 collegiate games (153 pts)
- Had career-first double-double with 14 points and career-high 10 assists in 33 minutes vs. Kansas State (2/25/20)
- Came off bench in all 34 games as freshman at Auburn in 2017-18, helping Tigers to 26-8 record and SEC title
- Has team-high 41-inch max vertical, 33.5-inch no-step vertical

### 2020-21 GAME-BY-GAME

OPPONENT	DATE	GS	MIN	FG	3FG	FT	OR-DR-TR	PF	A	T	B	S	PTS
vs. Louisiana-Lafayette	11/28	*	27	7-9	2-2	2-4	0-4-4	3	6	1	0	3	18
vs. Washington	11/29	*	31	2-8	1-5	1-2	1-3-4	1	7	4	0	1	6
vs. #5 Illinois	12/2	*	31	5-8	4-5	1-2	1-3-4	4	7	3	0	2	15
SFA	12/9	*	31	4-6	1-2	2-2	1-2-3	1	7	3	1	4	11
at Kansas State	12/19	*	32	7-12	6-10	0-0	0-3-3	3	3	4	0	2	20
Arkansas Pine-Bluff	12/21	*	24	4-7	1-4	0-0	0-1-1	3	6	1	1	2	9
Central Arkansas	12/29	*	24	2-3	2-2	0-0	2-4-6	1	12	4	0	3	6
Alcorn State	12/30	*	28	3-5	1-2	3-3	1-2-3	3	10	3	2	3	10
at Iowa State	1/2	*	28	6-13	0-4	1-1	1-2-3	4	2	2	0	4	13
Oklahoma	1/6	*	32	4-10	0-4	0-0	0-1-1	3	4	2	0	1	8
at TCU	1/9	*	38	3-9	0-4	4-6	0-0-0	4	6	3	0	1	10
at #15 Texas Tech	1/16	*	31	6-12	3-6	2-4	0-5-5	3	1	4	0	0	17
#9 Kansas	1/18	*	32	2-5	2-2	4-4	0-0-0	2	3	7	0	3	10
at Oklahoma State	1/23	*	37	3-9	1-5	1-2	1-2-3	1	9	1	1	1	8
Kansas State	1/27												
Auburn	1/30												
at Texas	2/2												
TCU	2/6												
at Oklahoma	2/10												
Texas Tech	2/13												
at West Virginia	2/15												
West Virginia	2/18												
Oklahoma State	2/20												
Iowa State	2/23												
at Kansas	2/27												
Texas	TBD												
West Virginia	TBD												

### MITCHELL'S AUBURN STATS

YEAR	GP-GS	MIN-AVG	FG-A	PCT	3FG-A	PCT	FT-A	PCT	OFF-DEF-TOT	AVG	PF-D	A	TO	B	S	TP	AVG
2017-18 (FR.)	34-0	582-17.1	45-105	.429	15-52	.288	21-31	.677	9-30-39	1.1	73-1	63	38	1	18	126	3.7

### MITCHELL'S BAYLOR STATS

YEAR	GP-GS	MIN-AVG	FG-A	PCT	3FG-A	PCT	FT-A	PCT	OFF-DEF-TOT	AVG	PF-D	A	TO	B	S	TP	AVG
2019-20 (SO.)	30-30	973-32.4	105-257	.409	34-105	.324	53-80	.663	10-71-81	2.7	82-1	114	67	11	44	297	9.9
2020-21 (JR.)	14-14	426-30.4	58-116	.500	24-57	.421	21-30	.700	8-32-40	2.9	36-0	83	42	5	30	161	11.5
<b>BU CAREER</b>	<b>44-44</b>	<b>1399-31.8</b>	<b>163-373</b>	<b>.437</b>	<b>58-162</b>	<b>.358</b>	<b>74-110</b>	<b>.673</b>	<b>18-103-121</b>	<b>2.8</b>	<b>118-1</b>	<b>197</b>	<b>109</b>	<b>16</b>	<b>74</b>	<b>458</b>	<b>10.4</b>
<b>NCAA CAREER</b>	<b>78-44</b>	<b>1981-25.4</b>	<b>208-478</b>	<b>.435</b>	<b>73-214</b>	<b>.341</b>	<b>95-141</b>	<b>.674</b>	<b>27-133-160</b>	<b>2.1</b>	<b>191-2</b>	<b>260</b>	<b>147</b>	<b>17</b>	<b>92</b>	<b>584</b>	<b>7.5</b>



**TCHAMWA TCHATCHOUA NOTEBOOK**

- Third-year sophomore big man with tremendous athleticism, extremely coachable; splits time with Flo Thamba at 5-spot
- Coaches refer to him as “Everyday Jon,” because they know he’s going to be the same energy-giving person every day
- Transferred to Baylor after playing one year at UNLV, sat out 2019-20 season and participated on BU practice squad
- Has scored 50% of his field goals on dunks (24 of 48) over first 14 games at Baylor
- Blocked 10 shots in last 6 games (1.7 bpg) after recording 2 blocks over season’s first 8 games (0.3 bpg)
- 2nd career double-double with 13 points and career-high 11 boards vs. Central Arkansas (12/29/20)
- Matched career-high with 13 points (all in first half), including 3 alley-oop dunks in 24 minutes off bench at K-State (12/19/20)
- Scored career-high 13 points and added team-high 6 rebounds in 21 minutes off bench vs. SFA (12/9/20)
- Posted 9 points and 9 rebounds in 24 minutes off bench in win over No. 5 Illinois (12/2/20)
- Nearly posted double-double in second game with Bears, 12 points and 9 rebounds in 19 minutes off bench vs. Washington
- Played 31 games (11 starts) as freshman at UNLV, averaging 3.4 PPG, 3.5 RPG, 0.7 BPG in 13.3 MPG
- Recorded career-first double-double with 13 points and 12 rebounds in 16 minutes vs. Colorado State (1/2/19) while at UNLV
- Played 40 minutes in overtime win in first collegiate start vs. BYU (12/15/18) while at UNLV
- Born in Cameroon, moved to Australia and played at NBA Global Academy for final two high school seasons

**23 – JONATHAN TCHAMWA TCHATCHOUA**

F • 6-8 • 245 • SO. • SQ  
DOUALA, CAMEROON (UNLV)

**SEASON HIGHS**

Points: – 13, three times  
 FG: – 6 at Kansas State (12/19/20); vs. Central Arkansas (12/29/20)  
 FGA: – 10 at Kansas State (12/19/20)  
 3FG: –  
 3FGA: –  
 FT: – 5 vs. Illinois (12/2/20)  
 FTA: – 6 vs. Illinois (12/2/20)  
 Rebounds: – 11 vs. Central Arkansas (12/29/20)  
 Assists: – 1, four times  
 Turnovers: – 3 at Iowa State (1/2/21)  
 Blocks: – 4 at Oklahoma State (1/23/21)  
 Steals: – 2 at Kansas State (12/19/20)  
 Minutes Played: – 26 at Iowa State (1/2/21)

**CAREER HIGHS**

Points: – 13, four times  
 FG: – 6 at Kansas State (12/19/20); vs. Central Arkansas (12/29/20)  
 FGA: – 10 at Kansas State (12/19/20)  
 3FG: –  
 3FGA: – 1, three times  
 FT: – 9 vs. Colorado State (1/2/19)  
 FTA: – 10 vs. Colorado State (1/2/19)  
 Rebounds: – 12 vs. Colorado State (1/2/19)  
 Assists: – 2 vs. Indiana State (12/23/18)  
 Turnovers: – 4 vs. New Mexico (1/8/19)  
 Blocks: – 4 at Oklahoma State (1/23/21)  
 Steals: – 2, three times  
 Minutes Played: – 40 vs. BYU (12/15/18)

**MISCELLANEOUS**

	20-21	BU RECORD
Double-Figure Points:	5	5-0
Double-Figure Rebounds:	2	2-0
Double-Doubles:	1	1-0
2+ Blocks:	3	3-0
Led team in Points:	–	–
Led team in Rebounds:	7	7-0
Led team in Blocks:	5	5-0
Led team in Bench Points:	5	5-0

**2020-21 GAME-BY-GAME**


OPPONENT	DATE	GS	MIN	FG	3FG	FT	OR-DR-TR	PF	A	T	B	S	PTS
vs. Louisiana-Lafayette	11/28		16	2-5	0-0	2-2	1-6-7	3	0	2	0	0	6
vs. Washington	11/29		19	5-9	0-0	2-2	4-5-9	2	1	1	1	0	12
vs. #5 Illinois	12/2		24	2-4	0-0	5-6	6-3-9	4	0	1	0	0	9
SFA	12/9		21	5-6	0-0	3-4	1-5-6	3	0	0	1	0	13
at Kansas State	12/19		24	6-10	0-0	1-2	3-1-4	2	1	0	0	2	13
Arkansas Pine-Bluff	12/21		18	5-8	0-0	0-0	4-4-8	4	1	0	0	0	10
Central Arkansas	12/29		21	6-6	0-0	1-2	1-10-11	0	0	1	0	0	13
Alcorn State	12/30		18	3-5	0-0	0-1	3-5-8	0	0	1	0	0	6
at Iowa State	1/2		26	2-2	0-0	3-3	2-8-10	1	0	3	2	0	7
Oklahoma	1/6		24	2-3	0-0	2-2	1-3-4	2	0	2	1	0	6
at TCU	1/9		20	2-6	0-0	0-0	2-1-3	3	1	1	1	1	4
at #15 Texas Tech	1/16		17	2-7	0-0	3-4	3-2-5	0	0	0	0	0	7
#9 Kansas	1/18		23	4-5	0-0	0-0	2-3-5	3	0	2	2	1	8
at Oklahoma State	1/23		17	2-4	0-0	0-0	1-3-4	1	0	2	4	0	4
Kansas State	1/27												
Auburn	1/30												
at Texas	2/2												
TCU	2/6												
at Oklahoma	2/10												
Texas Tech	2/13												
at West Virginia	2/15												
West Virginia	2/18												
Oklahoma State	2/20												
Iowa State	2/23												
at Kansas	2/27												
Texas	TBD												
West Virginia	TBD												

**TCHAMWA TCHATCHOUA'S UNLV STATS**

YEAR	GP-GS	MIN-AVG	FG-A	PCT	3FG-A	PCT	FT-A	PCT	OFF-DEF-TOT	AVG	PF-D	A	TO	B	S	TP	AVG
2018-19 (FR.)	31-11	412-13.3	38-80	.475	0-3	.000	30-44	.682	57-50-107	3.5	68-2	6	25	21	7	106	3.4

**TCHAMWA TCHATCHOUA'S BAYLOR STATS**

YEAR	GP-GS	MIN-AVG	FG-A	PCT	3FG-A	PCT	FT-A	PCT	OFF-DEF-TOT	AVG	PF-D	A	TO	B	S	TP	AVG
2020-21 (SO.)	14-0	288-20.6	48-80	.600	0-0	.000	22-28	.786	34-59-93	6.6	28-0	4	16	12	4	118	8.4
<b>NCAA CAREER</b>	<b>45-11</b>	<b>700-15.6</b>	<b>86-160</b>	<b>.538</b>	<b>0-3</b>	<b>.000</b>	<b>52-72</b>	<b>.722</b>	<b>91-109-200</b>	<b>4.4</b>	<b>96-2</b>	<b>10</b>	<b>41</b>	<b>33</b>	<b>11</b>	<b>224</b>	<b>5.0</b>



## 31 – MACIO TEAGUE

G • 6-4 • 195 • SR. • 1L  
CINCINNATI, OHIO (UNC ASHEVILLE)

### SEASON HIGHS

**Points:** – 23 at Kansas State (12/19/20)  
**FG:** – 9 vs. ULL (11/28/20); vs. Central Arkansas (12/29/20)  
**FGA:** – 18 vs. Louisiana-Lafayette (11/28/20)  
**3FG:** – 5 at Kansas State (12/19/20)  
**3FGA:** – 9 at Kansas State (12/19/20)  
**FT:** – 8 vs. Alcorn State (12/30/20)  
**FTA:** – 8 vs. Alcorn State (12/30/20); at Iowa State (1/2/21)  
**Rebounds:** – 10 at Kansas State (12/19/20)  
**Assists:** – 4 vs. Louisiana-Lafayette (11/28/20)  
**Turnovers:** – 2, five times  
**Blocks:** – 2 at Oklahoma State (1/23/21)  
**Steals:** – 3 at Iowa State (1/2/21); vs. Kansas (1/18/21)  
**Minutes Played:** – 37 at K-State (12/19/20); at Texas Tech (1/16/21)

### CAREER HIGHS

**Points:** – 36 at Campbell (2/1/18)\*  
**FG:** – 14 at Campbell (2/1/18)\*  
**FGA:** – 24 vs. USC (3/13/18)\*  
**3FG:** – 7 at Campbell (2/1/18)\*  
**3FGA:** – 15 at Campbell (2/1/18)\*  
**FT:** – 12 at Charleston Southern (1/14/17)\*  
**FTA:** – 14 vs. High Point (1/27/18)\*  
**Rebounds:** – 11 at UNC Greensboro (12/19/17)\*  
**Assists:** – 8 vs. Wofford (11/26/17)\*  
**Turnovers:** – 8 at Rhode Island (11/10/17)\*  
**Blocks:** – 2 at Oklahoma State (1/23/21)  
**Steals:** – 5 at Coastal Carolina (12/3/16)\*  
**Minutes Played:** – 49 vs. USC (3/13/18)\*

\* - while at UNC Asheville

### MISCELLANEOUS

	20-21	BU CAREER	BU RECORD
Double-Figure Points:	12	34	33-1
Double-Figure Rebounds:	1	2	2-0
Double-Doubles:	1	2	2-0
20+ Points:	3	6	6-0
5+ Assists:	–	3	2-1
Led team in Points:	5	15	15-0
Led team in Rebounds:	2	6	6-0
Led team in Assists:	–	3	2-1
Led team in Blocks:	2	3	3-0

### TEAGUE NOTEBOOK

- Fifth-year senior guard, earned All-Big 12 Second Team honors in first season at BU; played 2 years at UNC Asheville
- Has earned All-Conference honors all 3 collegiate seasons (1st Team All-Big South 2017 & 2018, 2nd Team All-Big 12 2020)
- Nation's only player with 1,500 career points (1,674), 400 rebounds (483), 225 assists (246), 125 steals (130) and 200 3FGs (250).
- Led Bears in scoring in 11 of last 26 games played and 15 times over 2 seasons (Bears are 15-0 when he leads team in scoring)
- Scored game-high 23 points and added 10 rebounds for 5th career double-double (2nd at BU) in win at Kansas State (12/19/20)
- Led Bears with 21 points, 7 rebounds and 4 assists in 32 minutes of season-opener vs. Louisiana (11/28/20)
- Has 7 career games with 6+ made 3FGs, 13 games with 5+ made 3FGs and 41 games with 3+ made 3FGs
- Scored in double-figures in 34 of 42 games at Baylor and in 88 of 109 games during collegiate career
- Has 5 career double-doubles, including 23 points and 10 rebounds in this season's Big 12 opener at Kansas State (12/19/20)
- Career .406 3-point shooter, averaging 2.3 made 3s per games (250-of-616 over 109 games)
- Played in 90 consecutive games (89 starts) to start collegiate career before sitting out 2 games with broken wrist
- Led team in scoring in 6 straight games with 15+ points in each before suffering broken wrist at Texas (2/10/20)
- Had 4th career double-double with 18 points and 10 rebounds in Baylor debut vs. Central Arkansas (11/5/19)
- Earned Myrtle Beach Invitational All-Tournament honors after leading Bears with 18.7 points per game (17+ points all 3 games)
- Scored 1,078 points over 2 seasons at UNCA, 4th player in Big South history to reach 1k as soph.

### 2020-21 GAME-BY-GAME

OPPONENT	DATE	GS	MIN	FG	3FG	FT	OR-DR-TR	PF	A	T	B	S	PTS
vs. Louisiana-Lafayette	11/28	*	32	9-18	3-7	0-0	2-5-7	0	4	2	0	0	21
vs. Washington	11/29	*	29	6-12	2-6	1-2	3-3-6	0	1	2	0	0	15
vs. #5 Illinois	12/2	*	32	4-10	0-2	3-4	1-1-2	0	0	0	0	0	11
SFA	12/9	*	25	2-6	0-3	5-5	1-1-2	1	1	2	0	0	9
at Kansas State	12/19	*	37	8-14	5-9	2-3	4-6-10	0	2	1	0	1	23
Arkansas Pine-Bluff	12/21	*	28	3-6	2-3	5-5	3-1-4	0	2	1	0	0	13
Central Arkansas	12/29	*	26	9-13	2-5	0-0	0-3-3	0	1	1	0	2	20
Alcorn State	12/30	*	20	4-9	2-7	8-8	2-0-2	0	3	0	0	1	18
at Iowa State	1/2	*	36	3-11	1-3	6-8	1-3-4	0	0	1	1	3	13
Oklahoma	1/6	*	34	6-11	4-6	1-2	0-4-4	3	0	1	1	0	17
at TCU	1/9	*	31	5-14	2-6	0-0	2-0-2	0	2	1	0	1	12
at #15 Texas Tech	1/16	*	37	6-11	0-2	2-2	1-3-4	0	1	2	1	1	14
#9 Kansas	1/18	*	32	5-12	0-4	3-3	0-1-1	1	1	2	0	3	13
at Oklahoma State	1/23	*	33	4-10	0-2	0-0	2-1-3	3	1	0	2	1	8
Kansas State	1/27												
Auburn	1/30												
at Texas	2/2												
TCU	2/6												
at Oklahoma	2/10												
Texas Tech	2/13												
at West Virginia	2/15												
West Virginia	2/18												
Oklahoma State	2/20												
Iowa State	2/23												
at Kansas	2/27												
Texas	TBD												
West Virginia	TBD												

### TEAGUE'S UNC ASHEVILLE STATS

YEAR	GP-GS	MIN-AVG	FG-A	PCT	3FG-A	PCT	FT-A	PCT	OFF-DEF-TOT	AVG	PF-D	A	TO	B	S	TP	AVG
2016-17 (FR.)	33-32	1124-34.1	169-361	.468	70-154	.455	101-114	.886	18-133-151	4.6	46-0	90	31	7	36	509	15.4
2017-18 (SO.)	34-34	1200-35.3	181-433	.418	97-228	.425	110-127	.866	17-132-149	4.4	57-0	85	70	4	54	569	16.7
<b>CAREER</b>	<b>67-66</b>	<b>2324-34.7</b>	<b>350-794</b>	<b>.441</b>	<b>167-382</b>	<b>.437</b>	<b>211-241</b>	<b>.876</b>	<b>35-265-300</b>	<b>4.5</b>	<b>103-0</b>	<b>175</b>	<b>101</b>	<b>11</b>	<b>90</b>	<b>1078</b>	<b>16.1</b>

### TEAGUE'S BAYLOR STATS

YEAR	GP-GS	MIN-AVG	FG-A	PCT	3FG-A	PCT	FT-A	PCT	OFF-DEF-TOT	AVG	PF-D	A	TO	B	S	TP	AVG
2019-20 (JR.)	28-28	913-32.6	120-300	.400	60-169	.355	89-105	.848	29-100-129	4.6	36-0	52	35	5	27	389	13.9
2020-21 (SR.)	14-14	432-30.9	74-157	.471	23-65	.354	36-42	.857	22-32-54	3.9	8-0	19	16	5	13	207	14.8
<b>BU CAREER</b>	<b>42-42</b>	<b>1345-32.0</b>	<b>194-457</b>	<b>.425</b>	<b>83-234</b>	<b>.355</b>	<b>125-147</b>	<b>.850</b>	<b>51-132-183</b>	<b>4.4</b>	<b>44-0</b>	<b>71</b>	<b>51</b>	<b>10</b>	<b>40</b>	<b>596</b>	<b>14.2</b>
<b>NCAA CAR.</b>	<b>109-108</b>	<b>3669-33.7</b>	<b>544-1251</b>	<b>.435</b>	<b>250-616</b>	<b>.406</b>	<b>336-388</b>	<b>.866</b>	<b>86-397-483</b>	<b>4.4</b>	<b>147-0</b>	<b>246</b>	<b>152</b>	<b>21</b>	<b>130</b>	<b>1674</b>	<b>15.4</b>





**0 — FLO THAMBA**

**F • 6-10 • 245 • JR. • 2L**  
**KINSHASA, CONGO (MOUNTAIN MISSION SCHOOL)**

**SEASON HIGHS**

**Points:** — 10 at Iowa State (1/2/21)  
**FG:** — 3 at Iowa State (1/2/21); vs. Kansas (1/18/21)  
**FGA:** — 4 vs. Louisiana-Lafayette (1/18/20)  
**3FG:** —  
**3FGA:** —  
**FT:** — 4 vs. Alcorn State (12/30/20); at Iowa State (1/2/21)  
**FTA:** — 5 vs. Alcorn State (12/30/20); at Iowa State (1/2/21)  
**Rebounds:** — 8 vs. UAPB (12/21/20)  
**Assists:** — 1 at Kansas State (12/19/20); vs. UAPB (12/21/20)  
**Turnovers:** — 3 at Kansas State (12/19/20)  
**Blocks:** — 1, six times  
**Steals:** — 1 vs. UAPB (12/21/20); at TCU (1/9/21)  
**Minutes Played:** — 20 vs. Louisiana-Lafayette (1/18/20)

**CAREER HIGHS**

**Points:** — 11 vs. UT Martin (12/18/19)  
**FG:** — 4 vs. UT Martin (12/18/19)  
**FGA:** — 5 vs. Kansas (1/12/19)  
**3FG:** —  
**3FGA:** —  
**FT:** — 4 vs. Alcorn State (12/30/20); at Iowa State (1/2/21)  
**FTA:** — 6 vs. UT Martin (12/18/19)  
**Rebounds:** — 8 vs. UT Martin (12/18/19); vs. UAPB (12/21/20)  
**Assists:** — 3 vs. TCU (2/2/19)  
**Turnovers:** — 3 at Kansas State (12/19/20)  
**Blocks:** — 4 vs. UT Martin (12/18/19)  
**Steals:** — 1, nine times  
**Minutes Played:** — 21, three times

**MISCELLANEOUS**

	20-21	CAREER	BU RECORD
Double-Figure Points:	1	2	2-0
Double-Figure Rebounds:	—	—	—
Double-Doubles:	—	—	—
2+ Blocks:	—	8	7-1
Led team in Points:	—	—	—
Led team in Rebounds:	1	2	2-0
Led team in Blocks:	3	11	9-2
Led team in Bench Points:	—	3	2-1

**THAMBA NOTEBOOK**


- Junior with 7-foot-5 wingspan, originally from Kinshasa, Congo; splits time with Jonathan Tchamwa Tchatchoua at 5-spot
- Has started all 14 games this season after playing 19 of 30 games last season, all off bench (11 DNP)
- Already has more points & rebounds this season (54 pts, 60 rebs) than last season (43 pts, 42 rebs)
- Posted season-high 10 points in just 13 minutes of win at Iowa State (1/2/21)
- Recorded 7 rebounds (6 offensive) in 18 minutes of BU win at Kansas State (12/19/20)
- Saw 15 minutes of action in season finale last year at West Virginia, most in any Big 12 game last season
- Made pair of clutch free throws to give Bears 1-point lead with 4:55 left in comeback win at Oklahoma State (1/18/20)
- Recorded career-highs with 11 points (4-4 FGs), 8 rebounds, 4 blocks and 21 minutes vs. UT Martin (12/18/19)
- Came off bench in 33 of 34 games as freshman in 2018-19, including 15 games with double-digit minutes
- Born in Congo, lived in England, France and South Africa, emigrated to United States in 2014
- Averaged 14.0 points, 10.0 rebounds and 1.5 blocks as senior at Mountain Mission School in Grundy, Va.
- Late addition to 2018 signing class, ranked No. 243 overall and No. 34 center by 247Sports

**2020-21 GAME-BY-GAME**

OPPONENT	DATE	GS	MIN	FG	3FG	FT	OR-DR-TR	PF	A	T	B	S	PTS
vs. Louisiana-Lafayette	11/28	*	20	2-4	0-0	2-4	5-2-7	2	0	1	0	0	6
vs. Washington	11/29	*	15	0-1	0-0	0-2	1-1-2	2	0	0	1	0	0
vs. #5 Illinois	12/2	*	13	2-2	0-0	0-3	0-0-0	3	0	0	0	0	4
SFA	12/9	*	11	1-1	0-0	2-2	1-0-1	4	0	1	0	0	4
at Kansas State	12/19	*	18	1-1	0-0	1-2	6-1-7	2	1	3	0	0	3
Arkansas Pine-Bluff	12/21	*	16	2-3	0-0	0-0	2-6-8	1	1	1	1	1	4
Central Arkansas	12/29	*	14	1-1	0-0	0-0	0-6-6	0	0	0	1	0	2
Alcorn State	12/30	*	16	2-3	0-0	4-5	2-4-6	3	0	0	1	0	8
at Iowa State	1/2	*	13	3-3	0-0	4-5	1-3-4	3	0	0	0	0	10
Oklahoma	1/6	*	13	1-2	0-0	0-0	4-2-6	3	0	0	1	0	2
at TCU	1/9	*	16	1-1	0-0	0-2	1-6-7	3	0	0	1	1	2
at #15 Texas Tech	1/16	*	13	0-1	0-0	0-0	1-0-1	3	0	0	0	0	0
#9 Kansas	1/18	*	14	3-3	0-0	1-2	3-1-4	3	0	1	0	0	7
at Oklahoma State	1/23	*	9	0-0	0-0	2-2	0-1-1	4	0	1	0	0	2
Kansas State	1/27												
Auburn	1/30												
at Texas	2/2												
TCU	2/6												
at Oklahoma	2/10												
Texas Tech	2/13												
at West Virginia	2/15												
West Virginia	2/18												
Oklahoma State	2/20												
Iowa State	2/23												
at Kansas	2/27												
Texas	TBD												
West Virginia	TBD												

**THAMBA'S CAREER STATS**

YEAR	GP-GS	MIN-AVG	FG-A	PCT	3FG-A	PCT	FT-A	PCT	OFF-DEF-TOT	AVG	PF-D	A	TO	B	S	TP	AVG
2018-19 (FR.)	33-0	331-10.0	21-39	.538	0-0	.000	16-30	.533	31-41-72	2.2	57-1	11	24	21	6	58	1.8
2019-20 (SO.)	19-0	172-9.1	13-27	.481	0-0	.000	17-30	.567	14-28-42	2.2	33-1	2	7	13	1	43	2.3
2020-21 (JR.)	14-14	201-14.4	19-26	.731	0-0	.000	16-30	.533	27-33-60	4.3	36-0	2	8	6	2	54	3.9
<b>CAREER</b>	<b>66-14</b>	<b>704-10.7</b>	<b>53-92</b>	<b>.576</b>	<b>0-0</b>	<b>.000</b>	<b>49-90</b>	<b>.544</b>	<b>72-102-174</b>	<b>2.6</b>	<b>126-2</b>	<b>15</b>	<b>39</b>	<b>40</b>	<b>9</b>	<b>155</b>	<b>2.3</b>



**5 – JORDAN TURNER**

G/F • 6-8 • 195 • RFR. • SQ  
HOUSTON, TEXAS (SUNRISE CHRISTIAN)

**SEASON/CAREER HIGHS**

Points: – 10 vs. Alcorn State (12/30/20)  
FG: – 3 vs. Alcorn State (12/30/20)  
FGA: – 5 vs. UAPB (12/21/20)  
3FG: – 3 vs. Alcorn State (12/30/20)  
3FGA: – 3 vs. UAPB (12/21/20); vs. Alcorn State (12/30/20)  
FT: – 4 vs. UAPB (12/21/20)  
FTA: – 4 vs. UAPB (12/21/20)  
Rebounds: – 4 vs. UAPB (12/21/20)  
Assists: – 2 vs. UAPB (12/21/20)  
Steals: –  
Blocks: –  
Turnovers: – 1 vs. SFA (12/9/20)  
Minutes Played: – 14 vs. UAPB (12/21/20)

**MISCELLANEOUS**

	20-21	BU RECORD
Double-Figure Points:	1	1-0
Double-Figure Rebounds:	–	–
Double-Doubles:	–	–
2+ Blocks:	–	–
Led team in Points:	–	–
Led team in Rebounds:	–	–
Led team in Blocks:	–	–
Led team in Assists:	–	–

**TURNER NOTEBOOK**

- Redshirt freshman wing from Houston, attended Sunrise Christian in Bel Aire, Kan. for final 2 prep seasons
- Elected to take voluntary redshirt and participate on practice squad during 2019-20 season
- Combined for 20 points and 10 rebounds in 29 minutes over last 3 games played (5-of-8 from 3-point range)
- Posted career-high 10 points (3-3 3FGs), added 3 rebounds in 8 minutes off bench vs. Alcorn State (12/30/20)
- Scored career-first points with 7 points and 4 rebounds in season-high 14 minutes off bench vs. UAPB (12/21/20)
- Played first two collegiate games in Bears' trip to Las Vegas, seeing 2 minutes of late-game action in both games
- Ranked No. 11 recruit in Texas and No. 24 SF nationally in 2019 signing class by ESPN
- Played first two prep seasons at Global Learning Village in Houston
- Twin brother, Jalyn, is sophomore on Central Oklahoma basketball squad

**2020-21 GAME-BY-GAME**

OPPONENT	DATE	GS	MIN	FG	3FG	FT	OR-DR-TR	PF	A	T	B	S	PTS
vs. Louisiana-Lafayette	11/28		2	0-0	0-0	0-0	0-0-0	0	0	0	0	0	0
vs. Washington	11/29		2	0-0	0-0	0-0	0-0-0	0	0	0	0	0	0
vs. #5 Illinois	12/2			DNP									
SFA	12/9		4	0-1	0-0	0-0	0-0-0	1	0	1	0	0	0
at Kansas State	12/19			DNP									
Arkansas Pine-Bluff	12/21		14	1-5	1-3	4-4	1-3-4	2	2	0	0	0	7
Central Arkansas	12/29		7	1-3	1-2	0-0	1-2-3	1	0	0	0	0	3
Alcorn State	12/30		8	3-4	3-3	1-2	1-2-3	5	1	0	0	0	10
at Iowa State	1/2			DNP									
Oklahoma	1/6			DNP									
at TCU	1/9			DNP									
at #15 Texas Tech	1/16			DNP									
#9 Kansas	1/18			DNP									
at Oklahoma State	1/23			DNP									
Kansas State	1/27												
Auburn	1/30												
at Texas	2/2												
TCU	2/6												
at Oklahoma	2/10												
Texas Tech	2/13												
at West Virginia	2/15												
West Virginia	2/18												
Oklahoma State	2/20												
Iowa State	2/23												
at Kansas	2/27												
Texas	TBD												
West Virginia	TBD												

**TURNER'S CAREER STATS**

YEAR	GP-GS	MIN-AVG	FG-A	PCT	3FG-A	PCT	FT-A	PCT	OFF-DEF-TOT	AVG	PF-D	A	TO	B	S	TP	AVG
2020-21 (RFR.)	6-0	37-6.2	5-13	.385	5-8	.625	5-6	.833	3-7-10	1.7	9-1	3	1	0	0	20	3.3
CAREER	6-0	37-6.2	5-13	.385	5-8	.625	5-6	.833	3-7-10	1.7	9-1	3	1	0	0	20	3.3



## 11 – MARK VITAL

G/F • 6-5 • 250 • SR. • 3L

LAKE CHARLES, LA. (ADVANCED PREP INT'L (TEXAS))

### VITAL NOTEBOOK

- Bruising senior guard/forward from Lake Charles, La., sat out 2016-17 season before debuting in 2017-18
- Two-time All-Big 12 honoree (3rd Team in 2020, HM in 2019) and two-time Big 12 All-Defensive Team selection
- Tabbed as 1 of 4 finalists for 2020 Naismith Trophy Defensive Player of the Year
- Tied for BU record with 39 career Big 12 victories (39-21), matching A.J. Walton (39-29); 10th with 128 career steals
- Scored career-high 19 points (8-9 FGs) in comeback from 9 points down to win at Oklahoma State (1/23/21)
- Grabbed 10 rebounds and had highlight-reel chasedown block in win over No. 9 Kansas (1/18/21)
- Posted 15 rebounds, 8 points, 4 assists and 3 blocks in 27 minutes vs. Washington (11/29/20)
- Twice has posted as many rebounds as all opposing players combined – 11/29/20 vs. Washington (15-15), 12/15/18 at Arizona (17-14)
- Has scored in double-figures 26 times during BU career, has 14 games with double-digit rebounds and 2 double-doubles
- Has started 78 of team's last 88 games, across small forward, power forward and small-ball center
- Appeared in team-high 87 consecutive games before missing game vs. Texas Tech (3/2/20) due to knee injury late last season
- Tied career-high with 3 blocks, including potential go-ahead layup with 1.5 seconds left in win over No. 18 Butler (12/10/19)
- Had then-career-high 17 points with 8 rebounds in 29 minutes of 2019 NCAA Tournament 2nd Round vs. Gonzaga
- Went perfect 7-for-7 at foul line and posted 13 points, 8 rebounds and 3 assists in 84-83 OT win vs. Texas (2/27/17)
- Posted 2nd career double-double with career-high 15 points, 14 rebounds, 2 assists and 2 blocks in win vs. West Virginia (2/23/19)
- Had career-high 17 rebounds (9 offensive) in win at Arizona (12/15/18), out-rebounding all 9 Arizona players combined (14 rebounds)
- Played in all but one game vs. NCAA teams during BU career (missed vs. Randall in 2017-18 and vs. TTU in 2018-19)
- Committed to Baylor in September 2013, more than two years before signing day

### SEASON HIGHS

Points: – 19 at Oklahoma State (1/23/21)  
 FG: – 8 at Oklahoma State (1/23/21)  
 FGA: – 9 at Oklahoma State (1/23/21)  
 3FG: –  
 3FGA: – 2 vs. Central Arkansas (12/29/20)  
 FT: – 5 at TCU (1/9/21)  
 FTA: – 6 at TCU (1/9/21); at Oklahoma State (1/23/21)  
 Rebounds: – 15 vs. Washington (11/29/20)  
 Assists: – 4 vs. Washington (11/29/20)  
 Turnovers: – 4 vs. Washington (11/29/20); vs. SFA (12/9/20)  
 Blocks: – 3 vs. Washington (11/29/20)  
 Steals: – 3, three times  
 Minutes Played: – 30 at Texas Tech (1/16/21)

### CAREER HIGHS

Points: – 19 at Oklahoma State (1/23/21)  
 FG: – 8 at Oklahoma State (1/23/21)  
 FGA: – 13 vs. Kansas (1/12/19)  
 3FG: – 1, seven times  
 3FGA: – 4 vs. Jackson State (12/30/19)  
 FT: – 7 vs. Texas (2/27/19)  
 FTA: – 10 vs. Prairie View A&M (11/12/18); vs. Nicholls (11/16/18)  
 Rebounds: – 17 at Arizona (12/15/18)  
 Assists: – 8 vs. Oklahoma State (1/15/18)  
 Turnovers: – 7 vs. Kansas (2/10/18)  
 Blocks: – 3, six times  
 Steals: – 5 vs. SFA (12/18/18)  
 Minutes Played: – 41 vs. Texas (2/27/19)

### MISCELLANEOUS

	20-21	CAREER	BU RECORD
Double-Figure Points:	1	26	16-10
Double-Figure Rebounds:	2	14	11-3
Double-Doubles:	–	2	2-0
5+ Assists:	–	8	7-1
2+ Blocks	4	23	18-5
Led team in Points:	–	3	0-3
Led team in Rebounds:	4	37	26-11
Led team in Assists:	–	18	11-8
Led team in Blocks:	6	26	19-7
Led team in Bench Points:	–	8	7-1

### 2020-21 GAME-BY-GAME

OPPONENT	DATE	GS	MIN	FG	3FG	FT	OR-DR-TR	PF	A	T	B	S	PTS
vs. Louisiana-Lafayette	11/28	*	15	2-2	0-0	1-3	1-1-2	3	2	1	0	3	5
vs. Washington	11/29	*	27	4-8	0-0	0-0	7-8-15	2	4	4	3	0	8
vs. #5 Illinois	12/2	*	27	2-7	0-0	2-2	4-3-7	1	1	0	1	1	6
SFA	12/9	*	22	2-6	0-1	0-0	1-5-6	4	0	4	0	3	4
at Kansas State	12/19	*	19	3-4	0-0	1-2	2-0-2	2	0	1	0	2	7
Arkansas Pine-Bluff	12/21	*	11	2-5	0-0	0-0	1-4-5	0	1	0	2	1	4
Central Arkansas	12/29	*	20	1-7	0-2	0-0	0-1-1	3	2	0	1	0	2
Alcorn State	12/30	*	17	2-5	0-1	1-2	1-0-1	2	2	0	0	2	5
at Iowa State	1/2	*	22	3-5	0-0	0-3	1-4-5	4	2	1	2	0	6
Oklahoma	1/6	*	16	0-3	0-0	1-2	2-6-8	0	3	1	1	0	1
at TCU	1/9	*	25	2-4	0-0	5-6	2-4-6	4	0	2	0	0	9
at #15 Texas Tech	1/16	*	30	1-1	0-0	2-2	2-3-5	4	0	2	1	3	4
#9 Kansas	1/18	*	29	2-5	0-0	0-0	1-9-10	4	1	0	1	0	4
at Oklahoma State	1/23	*	27	8-9	0-0	3-6	3-2-5	3	1	0	2	2	19
Kansas State	1/27												
Auburn	1/30												
at Texas	2/2												
TCU	2/6												
at Oklahoma	2/10												
Texas Tech	2/13												
at West Virginia	2/15												
West Virginia	2/18												
Oklahoma State	2/20												
Iowa State	2/23												
at Kansas	2/27												
Texas	TBD												
West Virginia	TBD												

### VITAL'S CAREER STATS

YEAR	GP-GS	MIN-AVG	FG-A	PCT	3FG-A	PCT	FT-A	PCT	OFF-DEF-TOT	AVG	PF-D	A	TO	B	S	TP	AVG
2016-17 (FR.)		-redshirt-															
2017-18 (FR.)	33-18	786-23.8	87-181	.481	1-10	.100	47-93	.505	75-109-184	5.6	73-0	71	68	21	26	222	6.7
2018-19 (SO.)	34-34	943-27.7	89-192	.464	4-22	.182	64-121	.529	121-124-245	7.2	99-4	68	61	31	35	246	7.2
2019-20 (JR.)	29-23	755-26.0	73-159	.459	2-17	.118	28-67	.418	85-96-181	6.2	78-3	53	41	17	50	176	6.1
2020-21 (SR.)	14-14	307-21.9	34-71	.479	0-4	.000	16-28	.571	28-50-78	5.6	36-0	19	16	14	17	84	6.0
<b>CAREER</b>	<b>110-89</b>	<b>2791-25.4</b>	<b>283-603</b>	<b>.469</b>	<b>7-53</b>	<b>.132</b>	<b>155-309</b>	<b>.502</b>	<b>309-379-688</b>	<b>6.3</b>	<b>286-7</b>	<b>211</b>	<b>186</b>	<b>83</b>	<b>128</b>	<b>728</b>	<b>6.6</b>

**2020-21 SEASON STATISTICS**



**2020-21 Baylor Men's Basketball  
Combined Team Statistics  
All games**

**Game Records**

Record	Overall	Home	Away	Neutral
ALL GAMES	14-0	6-0	5-0	3-0
CONFERENCE	7-0	2-0	5-0	0-0
NON-CONFERENCE	7-0	4-0	0-0	3-0

**Score by Periods**

Team	1st	2nd	OT	TOT
Baylor	587	618	0	1205
Opponents	384	484	0	868

**Team Box Score**

No.	Player	Total			3-Point		F-Throw		Rebounds				PF DQ A			TO BLK STL			PTS	AVG		
		GP-GS	MIN	AVG	FG-FGA	FG%	3FG-FGA	3FG%	FT-FTA	FT%	OFF	DEF	TOT	AVG	PF	DQ	A	TO			BLK	STL
12	BUTLER, Jared	14-14	406:32	29.0	86-171	.503	40-81	.494	27-37	.730	5	40	45	3.2	25	1	76	40	7	32	239	17.1
31	TEAGUE, MaCio	14-14	434:15	31.0	74-157	.471	23-65	.354	36-42	.857	22	32	54	3.9	8	0	19	16	5	13	207	14.8
45	MITCHELL, Davion	14-14	424:53	30.3	58-116	.500	24-57	.421	21-30	.700	8	32	40	2.9	36	0	83	42	5	30	161	11.5
10	FLAGLER, Adam	12-0	277:44	23.1	43-87	.494	23-54	.426	12-16	.750	7	15	22	1.8	21	0	21	12	0	11	121	10.1
23	TCHAMWA TCHATCHOUA, Jonathan	14-0	288:31	20.6	48-80	.600	0-0	.000	22-28	.786	34	59	93	6.6	28	0	4	16	12	4	118	8.4
24	MAYER, Matthew	14-0	201:31	14.4	41-84	.488	12-29	.414	17-26	.654	15	38	53	3.8	17	0	15	13	6	15	111	7.9
11	VITAL, Mark	14-14	307:55	22.0	34-71	.479	0-4	.000	16-28	.571	28	50	78	5.6	36	0	19	16	14	17	84	6.0
4	CRYER, LJ	11-0	148:00	13.5	19-43	.442	15-35	.429	8-12	.667	2	6	8	0.7	6	0	13	7	0	8	61	5.5
0	THAMBA, Flo	14-14	200:08	14.3	19-26	.731	0-0	.000	16-30	.533	27	33	60	4.3	36	0	2	8	6	2	54	3.9
5	TURNER, Jordan	6-0	36:48	6.1	5-13	.385	5-8	.625	5-6	.833	3	7	10	1.7	9	1	3	1	0	0	20	3.3
32	LOVEDAY, Zach	7-0	47:15	6.7	10-14	.714	0-1	.000	2-2	1.000	1	10	11	1.6	7	0	0	1	2	1	22	3.1
35	PATERSON, Mark	6-0	12:18	2.0	3-7	.429	1-1	1.000	0-0	.000	1	3	4	0.7	4	0	0	1	0	1	7	1.2
13	MOFFATT, Jackson	6-0	14:10	2.4	0-7	.000	0-1	.000	0-1	.000	1	2	3	0.5	0	0	1	0	0	0	0	0.0
Team											26	20	46					3				
<b>Total</b>		<b>14</b>	<b>2800</b>		<b>440-876</b>	<b>.502</b>	<b>143-336</b>	<b>.426</b>	<b>182-258</b>	<b>.705</b>	<b>180</b>	<b>347</b>	<b>527</b>	<b>37.6</b>	<b>233</b>	<b>2</b>	<b>256</b>	<b>176</b>	<b>57</b>	<b>134</b>	<b>1205</b>	<b>86.1</b>
<b>Opponents</b>		<b>14</b>	<b>2800</b>		<b>316-769</b>	<b>.411</b>	<b>82-256</b>	<b>.320</b>	<b>154-231</b>	<b>.667</b>	<b>149</b>	<b>290</b>	<b>439</b>	<b>31.4</b>	<b>243</b>	<b>7</b>	<b>164</b>	<b>263</b>	<b>53</b>	<b>94</b>	<b>868</b>	<b>62.0</b>

**Team Statistics**

	BAYLOR	OPP
<b>Scoring</b>	<b>1205</b>	<b>868</b>
Points per game	86.1	62.0
Scoring margin	+24.1	-
<b>Field goals-att</b>	<b>440-876</b>	<b>316-769</b>
Field goal pct	.502	.411
<b>3 point fg-att</b>	<b>143-336</b>	<b>82-256</b>
3-point FG pct	.426	.320
3-pt FG made per game	10.2	5.9
<b>Free throws-att</b>	<b>182-258</b>	<b>154-231</b>
Free throw pct	.705	.667
F-Throws made per game	13.0	11.0
<b>Rebounds</b>	<b>527</b>	<b>439</b>
Rebounds per game	37.6	31.4
Rebounding margin	+6.3	-
<b>Assists</b>	<b>256</b>	<b>164</b>
Assists per game	18.3	11.7
<b>Turnovers</b>	<b>176</b>	<b>263</b>
Turnovers per game	12.6	18.8
Turnover margin	+6.2	-
Assist/turnover ratio	1.5	0.6
<b>Steals</b>	<b>134</b>	<b>94</b>
Steals per game	9.6	6.7
<b>Blocks</b>	<b>57</b>	<b>53</b>
Blocks per game	4.1	3.8
<b>Winning streak</b>	<b>14</b>	<b>-</b>
Home win streak	6	-
<b>Attendance</b>	<b>11750</b>	<b>11657</b>
Home games-Avg/Game	6-1958	5-2331
Neutral site-Avg/Game	-	3-0

**Team Results**

Date	Opponent		Score	Att.
11/28/2020	vs Louisiana	W	112-82	0
11/29/2020	vs Washington	W	86-52	0
12/02/2020	vs Illinois	W	82-69	0
12/09/2020	SFA	W	83-52	2350
12/19/2020	at Kansas St.	W	100-69	848
12/21/2020	Ark.-Pine Bluff	W	99-42	2350
12/29/2020	Central Ark.	W	93-56	0
12/30/2020	Alcorn	W	105-76	2350
01/02/2021	at Iowa St.	W	76-65	1318
01/06/2021	Oklahoma	W	76-61	2350
01/09/2021	at TCU	W	67-49	1891
01/16/2021	at Texas Tech	W	68-60	4250
01/18/2021	Kansas	W	77-69	2350
01/23/2021	at Oklahoma St.	W	81-66	3350

## 2020-21 BIG 12 STATISTICS



## 2020-21 Baylor Men's Basketball Combined Team Statistics In Conference games

Page 1/1  
as of Jan 23, 2021

**Game Records**

Record	Overall	Home	Away	Neutral
ALL GAMES	7-0	2-0	5-0	0-0
CONFERENCE	7-0	2-0	5-0	0-0
NON-CONFERENCE	0-0	0-0	0-0	0-0

**Score by Periods**

Team	1st	2nd	OT	TOT
Baylor	260	285	0	545
Opponents	194	245	0	439

**Team Box Score**

No.	Player	Total			3-Point		F-Throw		Rebounds				Other									
		GP-GS	MIN	AVG	FG-FGA	FG%	3FG-FGA	3FG%	FT-FTA	FT%	OFF	DEF	TOT	AVG	PF	DQ	A	TO	BLK	STL	PTS	AVG
12	BUTLER, Jared	7-7	232:44	33.2	44-88	.500	24-50	.480	18-26	.692	2	23	25	3.6	17	1	42	25	4	19	130	18.6
31	TEAGUE, MaCio	7-7	242:03	34.6	37-83	.446	12-32	.375	14-18	.778	10	18	28	4.0	7	0	7	8	5	10	100	14.3
45	MITCHELL, Davion	7-7	229:23	32.8	31-70	.443	12-35	.343	12-17	.706	2	13	15	2.1	20	0	28	23	1	12	86	12.3
10	FLAGLER, Adam	6-0	133:22	22.2	16-36	.444	8-22	.364	5-8	.625	1	7	8	1.3	11	0	6	6	0	5	45	7.5
11	VITAL, Mark	7-7	167:39	24.0	19-31	.613	0-0	.000	12-21	.571	13	28	41	5.9	21	0	7	7	7	7	50	7.1
23	TCHAMWA TCHATCHOUA, Jonathan	7-0	152:49	21.8	20-37	.541	0-0	.000	9-11	.818	14	21	35	5.0	12	0	2	10	10	4	49	7.0
24	MAYER, Matthew	7-0	99:25	14.2	15-36	.417	3-13	.231	8-12	.667	6	24	30	4.3	9	0	7	8	1	6	41	5.9
0	THAMBA, Flo	7-7	95:37	13.7	9-11	.818	0-0	.000	8-14	.571	16	14	30	4.3	21	0	1	5	2	1	26	3.7
4	CRYER, LJ	5-0	41:21	8.3	5-10	.500	4-9	.444	0-0	.000	0	3	3	0.6	0	0	3	1	0	1	14	2.8
35	PATERSON, Mark	1-0	01:20	1.3	1-1	1.000	0-0	.000	0-0	.000	0	1	1	1.0	0	0	0	0	0	0	2	2.0
32	LOVEDAY, Zach	1-0	02:57	3.0	1-1	1.000	0-0	.000	0-0	.000	0	2	2	2.0	2	0	0	0	0	0	2	2.0
13	MOFFATT, Jackson	1-0	01:20	1.3	0-0	.000	0-0	.000	0-0	.000	0	0	0	0.0	0	0	0	0	0	0	0	0.0
Team											17	13	30					3				
<b>Total</b>		<b>7</b>	<b>1400</b>		<b>198-404</b>	<b>.490</b>	<b>63-161</b>	<b>.391</b>	<b>86-127</b>	<b>.677</b>	<b>81</b>	<b>167</b>	<b>248</b>	<b>35.4</b>	<b>120</b>	<b>1</b>	<b>103</b>	<b>96</b>	<b>30</b>	<b>65</b>	<b>545</b>	<b>77.9</b>
<b>Opponents</b>		<b>7</b>	<b>1400</b>		<b>161-387</b>	<b>.416</b>	<b>42-132</b>	<b>.318</b>	<b>75-109</b>	<b>.688</b>	<b>82</b>	<b>143</b>	<b>225</b>	<b>32.1</b>	<b>119</b>	<b>2</b>	<b>86</b>	<b>118</b>	<b>28</b>	<b>53</b>	<b>439</b>	<b>62.7</b>

**Team Statistics**

	BAYLOR	OPP
<b>Scoring</b>	<b>545</b>	<b>439</b>
Points per game	77.9	62.7
Scoring margin	+15.1	-
<b>Field goals-att</b>	<b>198-404</b>	<b>161-387</b>
Field goal pct	.490	.416
<b>3 point fg-att</b>	<b>63-161</b>	<b>42-132</b>
3-point FG pct	.391	.318
3-pt FG made per game	9.0	6.0
<b>Free throws-att</b>	<b>86-127</b>	<b>75-109</b>
Free throw pct	.677	.688
F-Throws made per game	12.3	10.7
<b>Rebounds</b>	<b>248</b>	<b>225</b>
Rebounds per game	35.4	32.1
Rebounding margin	+3.3	-
<b>Assists</b>	<b>103</b>	<b>86</b>
Assists per game	14.7	12.3
<b>Turnovers</b>	<b>96</b>	<b>118</b>
Turnovers per game	13.7	16.9
Turnover margin	+3.1	-
Assist/turnover ratio	1.1	0.7
<b>Steals</b>	<b>65</b>	<b>53</b>
Steals per game	9.3	7.6
<b>Blocks</b>	<b>30</b>	<b>28</b>
Blocks per game	4.3	4.0
<b>Winning streak</b>	<b>7</b>	<b>-</b>
Home win streak	2	-
<b>Attendance</b>	<b>4700</b>	<b>11657</b>
Home games-Avg/Game	2-2350	5-2331
Neutral site-Avg/Game	-	0-0

**Team Results**

Date	Opponent		Score	Att.
12/19/2020	at Kansas St.	W	100-69	848
01/02/2021	at Iowa St.	W	76-65	1318
01/06/2021	Oklahoma	W	76-61	2350
01/09/2021	at TCU	W	67-49	1891
01/16/2021	at Texas Tech	W	68-60	4250
01/18/2021	Kansas	W	77-69	2350
01/23/2021	at Oklahoma St.	W	81-66	3350

**2020-21 TEAM GAME-BY-GAME**



**2020-21 Baylor Men's Basketball  
Team Game-by-Game  
All games**

Opponent	Date	Score	W	Total		3-Pointers		Free throws		Rebounds				PF	A	TO	BLK	STL	PTS	AVG
				FG-FGA	PCT	3FG-FGA	PCT	FT-FTA	PCT	OFF	DEF	TOT	AVG							
vs Louisiana	11/28/2020	112-82	W	45-80	.563	15-27	.556	7-13	.538	15	26	41	41.0	15	25	10	1	12	112	112.0
vs Washington	11/29/2020	86-52	W	34-67	.507	13-29	.448	5-11	.455	21	29	50	45.5	14	21	16	6	3	86	99.0
vs Illinois	12/02/2020	82-69	W	30-66	.455	7-18	.389	15-24	.625	16	22	38	43.0	16	14	7	4	7	82	93.3
SFA	12/09/2020	83-52	W	25-51	.490	9-20	.450	24-27	.889	7	21	28	39.3	22	20	20	4	14	83	90.8
at Kansas St.	12/19/2020	100-69	W	37-64	.578	15-32	.469	11-18	.611	16	25	41	39.6	14	24	12	1	9	100	92.6
Ark.-Pine Bluff	12/21/2020	99-42	W	37-71	.521	11-23	.478	14-17	.824	13	29	42	40.0	14	25	5	4	9	99	93.7
Central Ark.	12/29/2020	93-56	W	37-74	.500	13-30	.433	6-8	.750	9	34	43	40.4	9	25	10	3	14	93	93.6
Alcorn	12/30/2020	105-76	W	34-63	.540	12-28	.429	25-31	.806	18	19	37	40.0	23	23	12	5	10	105	95.0
at Iowa St.	01/02/2021	76-65	W	26-55	.473	4-19	.211	20-29	.690	9	25	34	39.3	15	10	17	6	13	76	92.9
Oklahoma	01/06/2021	76-61	W	28-58	.483	10-24	.417	10-12	.833	12	29	41	39.5	17	13	13	5	5	76	91.2
at TCU	01/09/2021	67-49	W	25-55	.455	6-19	.316	11-19	.579	9	23	32	38.8	20	17	10	3	10	67	89.0
at Texas Tech	01/16/2021	68-60	W	23-55	.418	9-24	.375	13-22	.591	12	25	37	38.7	18	6	16	3	8	68	87.3
Kansas	01/18/2021	77-69	W	28-52	.538	9-19	.474	12-13	.923	10	19	29	37.9	17	14	18	3	10	77	86.5
at Oklahoma St.	01/23/2021	81-66	W	31-65	.477	10-24	.417	9-14	.643	13	21	34	37.6	19	19	10	9	10	81	86.1
<b>Total</b>		<b>1205</b>		<b>440-876</b>	<b>.502</b>	<b>143-336</b>	<b>.426</b>	<b>182-258</b>	<b>.705</b>	<b>180</b>	<b>347</b>	<b>527</b>	<b>37.6</b>	<b>233</b>	<b>256</b>	<b>176</b>	<b>57</b>	<b>134</b>	<b>1205</b>	<b>86.1</b>
Opponents		868		316-769	.411	82-256	.320	154-231	.667	149	290	439	31.4	243	164	263	53	94	868	62.0

**Baylor Averages**

Games Played	Points/game	FG Pct	3FG Pct	FT Pct	Rebounds/game	Assists/game	Turnovers/game	Assist/Turnover ratio	Steals/game	Blocks/game
14	86.1	50.2	42.6	70.5	37.6	18.3	12.6	1.5	9.6	4.1

**2020-21 OPPONENT GAME-BY-GAME**



**2020-21 Baylor Men's Basketball  
Opponents Game-by-Game  
All games**

Opponent	Date	Score	W	Total		3-Pointers		Free throws		Rebounds				PF	A	TO	BLK	STL	PTS	AVG
				FG-FGA	PCT	3FG-FGA	PCT	FT-FTA	PCT	OFF	DEF	TOT	AVG							
vs Louisiana	11/28/2020	112-82	W	32-61	.525	6-19	.316	12-16	.750	6	23	29	29.0	15	12	19	3	5	82	82.0
vs Washington	11/29/2020	86-52	W	19-52	.365	5-24	.208	9-12	.750	5	14	19	24.0	14	12	14	6	8	52	67.0
vs Illinois	12/02/2020	82-69	W	26-59	.441	7-18	.389	10-16	.625	11	24	35	27.7	20	16	12	4	3	69	67.7
SFA	12/09/2020	83-52	W	18-44	.409	1-9	.111	15-27	.556	12	21	33	29.0	26	4	35	4	10	52	63.8
at Kansas St.	12/19/2020	100-69	W	28-59	.475	6-21	.286	7-15	.467	12	13	25	28.2	13	18	14	0	7	69	64.8
Ark.-Pine Bluff	12/21/2020	99-42	W	15-53	.283	3-11	.273	9-13	.692	12	23	35	29.3	17	8	23	3	1	42	61.0
Central Ark.	12/29/2020	93-56	W	21-60	.350	12-26	.462	2-5	.400	7	28	35	30.1	11	16	24	4	5	56	60.3
Alcorn	12/30/2020	105-76	W	24-53	.453	6-17	.353	22-33	.667	14	14	28	29.9	21	10	18	1	9	76	62.3
at Iowa St.	01/02/2021	76-65	W	26-54	.481	6-15	.400	7-11	.636	6	24	30	29.9	26	9	21	3	11	65	62.6
Oklahoma	01/06/2021	76-61	W	22-61	.361	4-24	.167	13-14	.929	11	19	30	29.9	15	14	10	4	8	61	62.4
at TCU	01/09/2021	67-49	W	15-45	.333	6-19	.316	13-18	.722	11	27	38	30.6	16	10	22	3	8	49	61.2
at Texas Tech	01/16/2021	68-60	W	22-62	.355	6-24	.250	10-14	.714	18	24	42	31.6	20	5	20	9	8	60	61.1
Kansas	01/18/2021	77-69	W	25-52	.481	10-19	.526	9-12	.750	9	14	23	30.9	16	18	15	3	5	69	61.7
at Oklahoma St.	01/23/2021	81-66	W	23-54	.426	4-10	.400	16-25	.640	15	22	37	31.4	13	12	16	6	6	66	62.0
<b>Total</b>		<b>868</b>		<b>316-769</b>	<b>.411</b>	<b>82-256</b>	<b>.320</b>	<b>154-231</b>	<b>.667</b>	<b>149</b>	<b>290</b>	<b>439</b>	<b>31.4</b>	<b>243</b>	<b>164</b>	<b>263</b>	<b>53</b>	<b>94</b>	<b>868</b>	<b>62.0</b>
Baylor		1205		440-876	.502	143-336	.426	182-258	.705	180	347	527	37.6	233	256	176	57	134	1205	86.1

**Opponents Averages**

Games Played	Points/game	FG Pct	3FG Pct	FT Pct	Rebounds/game	Assists/game	Turnovers/game	Assist/Turnover ratio	Steals/game	Blocks/game
14	62.0	41.1	32.0	66.7	31.4	11.7	18.8	0.6	6.7	3.8

**LAST SEASON VS. KANSAS STATE IN WACO**



Official Basketball Box Score - Final  
**Kansas St. at Baylor**  
 02/25/20 Ferrell Center, Waco  
 2019-20 Men's Basketball

Game Time: 7:00 PM  
 Game Duration: 2:02  
 Attendance: 7,939

Officials: Doug Simons, Tony Padilla, Jeb Hartness

**Kansas St. - 66** Record: 9-19 (2-13)

NO. Name	Min	FG			Rebounds			Fouls		TP	AS	TO	ST	Blocks		+/-
		M-A	3P M-A	FT M-A	OR	DR	TOT	PF	FD					BS	BA	
11 Antonio Gordon	F 13:11	0-1	0-0	0-0	0	1	1	0	0	0	1	2	0	0	0	-18
14 Makol Mawien	F 22:06	1-3	0-1	6-7	1	5	6	4	5	8	0	2	0	1	0	-12
20 Xavier Sneed	F 22:42	1-11	1-5	4-4	1	2	3	5	5	7	2	1	1	1	1	-10
00 Mike McGuirl	G 19:36	3-7	3-3	1-2	0	1	1	3	1	10	0	0	1	0	0	-14
2 Cartier Diarra	G 34:43	7-11	3-6	2-3	1	5	6	2	3	19	2	2	1	1	0	-33
34 Levi Stockard III	15:37	2-2	0-0	0-0	2	0	2	2	0	4	0	3	2	0	0	-18
3 DaJuan Gordon	29:45	5-8	0-2	2-3	1	1	2	4	3	12	1	4	2	0	1	-8
4 David Sloan	26:04	2-5	0-0	0-0	0	2	2	1	0	4	5	2	0	1	2	-2
24 Pierson McAtee	13:59	1-1	0-0	0-0	1	3	4	1	0	2	0	2	0	2	0	9
45 Nigel Shadd	02:17	0-0	0-0	0-0	0	3	3	0	0	0	0	0	0	0	0	11
Team					1	0	1			0		0				
<b>Totals</b>		22-49	7-17	15-19	8	23	31	22	17	66	11	18	7	6	4	-19

Shooting By Period		
1st FG%	9-20	45.0%
3PT%	3-8	37.5%
FT%	3-6	50%
2nd FG%	13-29	44.8%
3PT%	4-9	44.4%
FT%	12-13	92.3%
GM FG%	22-49	44.9%
3PT%	7-17	41.2%
FT%	15-19	78.9%

Dead Ball Rebounds: 1, 0

Technical Fouls: NONE

**Baylor - 85** Record: 25-2 (14-1)

NO. Name	Min	FG			Rebounds			Fouls		TP	AS	TO	ST	Blocks		+/-
		M-A	3P M-A	FT M-A	OR	DR	TOT	PF	FD					BS	BA	
11 Mark Vital	F 14:09	1-3	0-0	0-0	2	2	4	3	0	2	0	0	1	0	1	17
33 Freddie Gillespie	F 27:19	4-6	0-0	2-2	5	6	11	2	3	10	1	1	2	2	0	31
12 Jared Butler	G 29:05	5-7	4-5	2-2	0	2	2	4	4	16	5	3	2	0	0	7
31 MaCio Teague	G 24:41	4-10	3-7	2-2	1	2	3	1	4	13	2	1	2	0	2	25
45 Davion Mitchell	G 32:35	5-9	2-5	2-2	0	3	3	2	3	14	10	4	0	0	0	26
2 Devonte Bando	33:12	2-9	2-6	2-2	0	2	2	3	1	8	1	0	0	0	1	15
00 Flo Thamba	12:41	1-2	0-0	0-0	0	1	1	1	1	2	0	0	0	1	1	-12
24 Matthew Mayer	19:57	6-7	2-3	5-6	0	4	4	0	5	19	0	1	1	1	0	12
15 Obim Okeke	04:04	0-2	0-2	1-2	0	0	0	1	1	1	0	1	0	0	0	-15
13 Jackson Moffatt	02:17	0-2	0-0	0-0	0	0	0	0	0	0	0	0	0	0	1	-11
Team					0	0	0			0		0				
<b>Totals</b>		28-57	13-28	16-18	8	22	30	17	22	85	19	11	8	4	6	19

Shooting By Period		
1st FG%	16-30	53.3%
3PT%	8-15	53.3%
FT%	10-10	100%
2nd FG%	12-27	44.4%
3PT%	5-13	38.5%
FT%	6-8	75%
GM FG%	28-57	49.1%
3PT%	13-28	46.4%
FT%	16-18	88.9%

Dead Ball Rebounds: 0, 0

Technical Fouls: NONE

	KSU	BAY
Biggest lead	0 (1 <sup>st</sup> 20:00)	34 (2 <sup>nd</sup> 12:45)
Best Scoring Run	16 (2 <sup>nd</sup> 0:47)	9 (1 <sup>st</sup> 14:55)
Lead Changes	0	
Times Tied	1	
Time with Lead	00:00	39:06

	KSU	BAY
Points from Turnovers	18	18
Paint	26	26
Second Chance	9	11
Fast Breaks	11	15
Bench	22	30

	Period by Period Scoring		
	1st	2nd	TOT
KSU	24	42	66
BAY	50	35	85

**LAST SEASON VS. KANSAS STATE IN MANHATTAN**



Official Basketball Box Score - Final  
**Baylor at Kansas St.**  
 02/04/20 Bramlage Coliseum, Manhattan  
 2019-20 Men's Basketball

Game Time: 2:00 AM  
 Game Duration: 2:09  
 Attendance: 8,888

Officials: John Higgins, Ray Natili, Michael Stephens

**Baylor - 73**

**Record: 20-1 (9-0)**

NO. Name	Min	FG			Rebounds			Fouls		TP	AS	TO	ST	Blocks		+/-
		M-A	3P-M-A	FT-M-A	OR	DR	TOT	PF	FD					BS	BA	
11 Mark Vital	F 25:02	2-2	0-0	1-3	1	5	6	4	4	5	4	1	3	0	0	4
33 Freddie Gillespie	F 22:49	3-8	0-0	3-5	2	3	5	4	4	9	0	1	0	0	1	-6
12 Jared Butler	G 29:17	7-12	4-8	2-3	0	1	1	2	3	20	1	5	3	0	0	5
31 MaCio Teague	G 36:21	4-9	2-6	5-8	0	4	4	2	4	15	3	3	2	0	0	9
45 Davion Mitchell	G 32:30	5-7	1-2	2-4	0	1	1	5	3	13	7	2	2	0	0	13
24 Matthew Mayer	09:00	0-0	0-0	0-0	0	2	2	0	0	0	1	0	0	0	0	-2
2 Devonte Bando	28:13	2-7	2-6	0-2	2	5	7	1	1	6	1	2	1	0	0	-6
25 Tristan Clark	16:48	1-3	0-0	3-4	1	0	1	0	4	5	0	0	0	1	0	13
Team					2	2	4			0		0				
<b>Totals</b>		24-48	9-22	16-29	8	23	31	18	23	73	17	14	11	1	1	6

Shooting By Period		
1 <sup>st</sup> FG%	13-26	50.0%
3PT%	4-13	30.8%
FT%	3-8	37.5%
2 <sup>nd</sup> FG%	11-22	50.0%
3PT%	5-9	55.6%
FT%	13-21	61.9%
GM FG%	24-48	50.0%
3PT%	9-22	40.9%
FT%	16-29	55.2%

Dead Ball Rebounds: 4, 0

Technical Fouls::NONE

**Kansas St. - 67**

**Record: 9-13 (2-7)**

NO. Name	Min	FG			Rebounds			Fouls		TP	AS	TO	ST	Blocks		+/-
		M-A	3P-M-A	FT-M-A	OR	DR	TOT	PF	FD					BS	BA	
14 Makol Mawien	F 25:57	4-6	0-0	2-2	0	8	8	3	2	10	2	4	1	1	0	0
20 Xavier Sneed	F 36:08	7-12	4-8	5-8	1	7	8	3	7	23	3	3	1	0	0	1
23 Montavious Murphy	F 21:52	3-4	1-1	3-3	0	1	1	3	2	10	0	0	0	0	0	0
3 DaJuan Gordon	G 26:48	1-5	0-2	0-0	3	1	4	2	0	2	1	2	0	0	0	-18
4 David Sloan	G 21:56	0-4	0-1	0-0	0	1	1	1	0	0	3	2	0	0	1	-10
2 Cartier Diarra	21:24	3-9	3-6	2-2	1	2	3	5	2	11	3	4	3	0	0	2
34 Levi Stockard III	13:45	1-2	0-0	0-0	1	2	3	2	2	2	0	0	0	0	0	-4
11 Antonio Gordon	10:06	1-1	0-0	1-2	0	1	1	1	1	3	0	0	0	0	0	-5
00 Mike McGuirl	22:04	2-5	0-3	2-2	0	0	0	4	2	6	2	1	0	0	0	4
Team					0	2	2			0		0				
<b>Totals</b>		22-48	8-21	15-19	6	25	31	24	18	67	14	16	5	1	1	-6

Shooting By Period		
1 <sup>st</sup> FG%	9-22	40.9%
3PT%	3-6	50.0%
FT%	7-8	87.5%
2 <sup>nd</sup> FG%	13-26	50.0%
3PT%	5-15	33.3%
FT%	8-11	72.7%
GM FG%	22-48	45.8%
3PT%	8-21	38.1%
FT%	15-19	78.9%

Dead Ball Rebounds: 1, 0

Technical Fouls:Diarra 1<sup>st</sup>13:10

	Baylor	KState
Biggest lead	16 (1 <sup>st</sup> 13:01)	0 (1 <sup>st</sup> 20:00)
Best Scoring Run	8(1 <sup>st</sup> 17:15)	11(1 <sup>st</sup> 7:30)
Lead Changes	0	
Times Tied	0	
Time with Lead	38:38	00:00

Points from	Baylor	KState
Turnovers	16	13
Paint	28	26
Second Chance	7	5
Fast Breaks	20	13
Bench	11	22

	Period by Period Scoring		
	1st	2nd	TOT
Baylor	33	40	73
KState	28	39	67



**THIS SEASON VS. KANSAS STATE IN MANHATTAN**



Official Basketball Box Score - Final  
**Baylor at Kansas St.**  
 12/19/20 Bramlage Coliseum, Manhattan  
 2020-21 Men's Basketball

Game Time: 3:00 PM  
 Game Duration: 1:53  
 Attendance: 848

Officials: Gerry Pollard, Ray Natili, Chance Moore

**Baylor - 100** Record: 5-0 (1-0)

NO. Name	Min	FG		3P	FT	Rebounds			Fouls		TP	AS	TO	ST	Blocks		+/-
		M-A	M-A	M-A	OR	DR	TOT	PF	FD	BS					BA		
0 Flo Thamba	F 18:13	1-1	0-0	1-3	6	1	7	2	4	3	1	3	0	0	0	0	20
11 Mark Vital	F 18:04	3-4	0-0	1-2	2	0	2	2	1	7	0	1	2	0	0	13	
12 Jared Butler	G 30:03	4-8	2-6	4-6	0	5	5	1	4	14	13	1	1	1	0	28	
31 MaCio Teague	G 37:03	8-14	5-9	2-3	4	6	10	0	2	23	2	1	1	0	0	26	
45 Davion Mitchell	G 31:11	7-12	6-10	0-0	0	3	3	3	0	20	3	4	2	0	0	26	
4 LJ Cryer	19:06	3-5	2-4	0-0	0	1	1	0	0	8	3	1	1	0	0	19	
23 Jonathan Tchamwa Tchatchoua	24:20	6-10	0-0	1-2	3	1	4	2	1	13	1	0	2	0	0	23	
24 Matthew Mayer	16:23	3-8	0-3	2-2	1	4	5	2	1	8	1	1	0	0	0	-1	
32 Zach Loveday	02:57	1-1	0-0	0-0	0	2	2	2	0	2	0	0	0	0	0	1	
13 Jackson Moffatt	01:20	0-0	0-0	0-0	0	0	0	0	0	0	0	0	0	0	0	0	
21 Mark Paterson	01:20	1-1	0-0	0-0	0	1	1	0	0	2	0	0	0	0	0	0	
Team					0	1	1			0		0					
<b>Totals</b>		37-64	15-32	11-18	16	25	41	14	13	100	24	12	9	1	0	31	

Shooting By Period		
1 <sup>st</sup> FG%	21-34	61.8%
3PT%	7-15	46.7%
FT%	7-12	58.3%
2 <sup>nd</sup> FG%	16-30	53.3%
3PT%	8-17	47.1%
FT%	4-6	66.7%
GM FG%	37-64	57.8%
3PT%	15-32	46.9%
FT%	11-18	61.1%

Dead Ball Rebounds: 5, 0

Technical Fouls::NONE

**Kansas St. - 69** Record: 3-5 (1-1)

NO. Name	Min	FG		3P	FT	Rebounds			Fouls		TP	AS	TO	ST	Blocks		+/-
		M-A	M-A	M-A	OR	DR	TOT	PF	FD	BS					BA		
2 Selton Miguel	F 28:04	5-11	3-5	1-3	0	0	0	0	3	14	3	4	2	0	0	-19	
21 Davion Bradford	C 18:49	2-3	0-0	0-1	1	0	1	4	3	4	0	0	0	0	0	-13	
00 Mike McGuirl	G 29:39	2-7	0-3	1-2	2	4	6	2	2	5	3	4	1	0	0	-23	
3 DaJuan Gordon	G 31:33	3-10	1-5	1-2	2	2	4	1	2	8	4	1	2	0	0	-23	
24 Nijel Pack	G 29:06	2-5	0-1	0-0	2	3	5	2	0	4	5	0	1	0	1	-7	
5 Rudi Williams	19:15	3-7	1-4	0-0	0	0	0	1	0	7	3	2	0	0	0	-30	
11 Antonio Gordon	21:03	9-9	1-1	4-7	4	2	6	2	4	23	0	2	0	0	0	-22	
12 Carlton Linguard, Jr.	05:24	1-2	0-1	0-0	0	0	0	1	0	2	0	0	0	0	0	-13	
4 Seryee Lewis	14:27	1-4	0-0	0-0	0	2	2	0	0	2	0	0	1	0	0	-5	
14 Drew Honas	01:20	0-1	0-1	0-0	0	0	0	0	0	0	0	0	0	0	0	0	
35 Joe Petrakis	01:20	0-0	0-0	0-0	0	0	0	0	0	0	0	0	0	0	0	0	
Team					1	0	1			0		1					
<b>Totals</b>		28-59	6-21	7-15	12	13	25	13	14	69	18	14	7	0	1	-31	

Shooting By Period		
1 <sup>st</sup> FG%	12-25	48.0%
3PT%	2-10	20.0%
FT%	1-3	33.3%
2 <sup>nd</sup> FG%	16-34	47.1%
3PT%	4-11	36.4%
FT%	6-12	50%
GM FG%	28-59	47.5%
3PT%	6-21	28.6%
FT%	7-15	46.7%

Dead Ball Rebounds: 2, 0

Technical Fouls::NONE

	Baylor	KState
Biggest lead	32 (2 <sup>nd</sup> 19:43)	0 (1 <sup>st</sup> 20:00)
Best Scoring Run	10 (1 <sup>st</sup> 14:59)	6 (2 <sup>nd</sup> 17:13)
Lead Changes	0	
Times Tied	0	
Time with Lead	39:20	00:00

	Baylor	KState
Points from		
Turnovers	21	8
Paint	38	34
Second Chance	14	13
Fast Breaks	12	2
Bench	33	34

	Period by Period Scoring		
	1st	2nd	TOT
Baylor	56	44	100
KState	27	42	69

**THE LAST TIME ...**

**THE LAST TIME A BAYLOR TEAM...**

Scored 110 Points.....	112 vs. Louisiana-Lafayette (11/28/20)
Scored 100 Points.....	112 vs. Louisiana-Lafayette (11/28/20)
Scored 100 Points on the Road.....	100 at Kansas State (12/19/20)
Scored Fewer than 50 Points.....	44 at Kansas (1/14/13)
Shot 65 pct from floor.....	66.1 (41-62) vs. Texas Southern (12/14/17)
Shot 60 pct from floor.....	60.8 (31-51) vs. PVAMU (11/12/18)
Shot less than 30 pct from floor.....	29.8 (17-57) at TCU (1/10/15)
Shot 65 pct from 3FG.....	70.6 (12-17) vs. Central Arkansas (11/10/17)
Shot 60 pct from 3FG.....	60.0 (15-25) at Oklahoma State (1/14/19)
Shot less than 15 pct from 3FG.....	.111 (2-18) vs. Ole Miss (11/23/18)
Shot less than 10 pct from 3FG.....	.083 (1-12) vs. TCU (1/2/18)
Made 15 3-point field goals.....	15 at Kansas State (12/19/20)
Failed to make a 3FG.....	0-8 at Texas Tech (2/21/90)
Shot 95 pct from FT line.....	100.0 (9-9) at Oklahoma State (2/6/18)
Shot 90 pct from FT line.....	92.3 (12-13) vs. Kansas (1/18/21)
Shot less than 40 pct from FT line.....	27.3 (3-11) vs. Texas Southern (1/6/18)
Had 60 Rebounds.....	60 vs. Huston-Tillotson (1/21/15)
Had 55 Rebounds.....	58 vs. Savannah State (12/17/17)
Had 50 Rebounds.....	50 vs. Washington (11/29/20)
Had 25 Offensive Rebounds.....	26 vs. Kansas (1/12/19)
Had 20 Offensive Rebounds.....	21 vs. Washington (11/29/20)
Had 40 Defensive Rebounds.....	43 vs. Savannah State (12/17/17)
Had 35 Assists.....	40 vs. Hardin-Simmons (12/16/15)
Had 30 Assists.....	32 vs. Savannah State (12/17/17)
Had 25 Assists.....	25 vs. Central Arkansas (12/29/20)
Had 25 Turnovers.....	29 at West Virginia (1/10/17)
Had 20 Turnovers.....	20 vs. SFA (12/9/20)
Had fewer than 7 Turnovers.....	5 vs. UAPB (12/21/20)
Had fewer than 5 Turnovers.....	4 at West Virginia (2/22/14)
Had 16 Steals.....	16 vs. Savannah State (11/23/15)
Had 15 Steals.....	15 vs. Texas State (11/15/19)
Had 12 Steals.....	13 at Iowa State (1/2/21)
Had 12 Blocked Shots.....	12 vs. Louisiana-Lafayette (11/28/20)
Had 10 Blocked Shots.....	10 vs. TCU (2/2/19)
Had no Blocked Shots.....	at West Virginia (1/21/19)
Had two 20-point scorers.....	MaCio Teague (23), Davion Mitchell (20) at Kansas State (12/19/20)
Had two 25-point scorers.....	Jo Lual-Acuil Jr. (31), Manu Lecomte (25) vs. Savannah State (12/17/17)
Had seven double-figure scorers.....	vs. Long Beach State (3/20/13)
Had six double-figure scorers.....	vs. Kansas State (1/22/18)
Had all five starters score in double figures.....	vs. Oklahoma State (2/8/20)
Had all five starters score 15+ points.....	vs. Central Arkansas (11/10/17)
Had no players score in double figures.....	vs. Texas A&M (3/5/08)
Had no starters score in double figures.....	at Kansas State (3/3/18)
Had four players score 15+ points.....	vs. Louisiana-Lafayette (11/28/20)
Had five players score 15+ points.....	vs. Central Arkansas (11/10/17)
Had four players score 18+ points.....	vs. Savannah State (12/17/17)
Had four players with 5+ assists.....	vs. Savannah State (12/17/17)
Had two double-doubles.....	MaCio Teague (23p/10r), Jared Butler (14p/13a) at Kansas State (12/19/20)
Had two double-figure rebounders.....	Mark Vital (14), Mario Kegler (10) vs. West Virginia (2/23/19)
Scored 50-plus points in first half.....	53 vs. Central Arkansas (12/29/20)
Scored 50-plus points in first half on road.....	56 at Kansas State (12/19/20)
Scored 50-plus points in second half.....	51 vs. Illinois (12/2/20)
Scored 50-plus points in both halves.....	vs. Louisiana-Lafayette (11/28/20)
Scored 60-plus points in first half.....	61 vs. Savannah State (12/17/17)
Scored 60-plus points in second half.....	60 at Iowa State (1/9/16)
Scored fewer than 20 points in 1st half.....	15 at Wichita State (12/1/18)
Scored fewer than 20 points in 2nd half.....	19 vs. Butler (12/20/19)
Overcame a 20-point deficit to win.....	vs. Louisville, trailed 32-10, won 66-63 (11/25/16)
Overcame a 15-pt deficit with less than 10 min left to win.....	vs. Texas, trailed 55-36, won 84-83 (2/27/19)
Overcame a 20-point deficit.....	vs. Mississippi State, trailed 40-20 (3/18/18)
Overcame a 15-point halftime deficit to win.....	vs. Louisville, trailed 39-24, won 66-63 (11/25/16)
Overcame a 10-point halftime deficit to win.....	vs. Texas, trailed 40-29, won 84-83 (2/27/19)
Overcame a 10-point 2nd half deficit to win on the road.....	at OSU, trailed 47-35, won 75-68 (1/18/20)
Won an OT game.....	71-68 vs. Texas Tech (3/2/20)
Lost an OT game.....	78-81 vs. TCU (1/2/18)
Won a 2OT game.....	74-73 at Texas (2/12/18)
Lost a 2OT game.....	84-91 to Colorado (3/13/08)
Won a 3OT game.....	Never
Lost a 3OT game.....	93-97 at SMU (1/9/88)
Won a 4OT game.....	96-95 vs. North Texas (12/17/88)
Lost a 4OT game.....	Never
Won a 5OT game.....	116-110 at Texas A&M (1/23/08)
Lost a 5OT game.....	Never

**THE LAST TIME A BAYLOR PLAYER...**

Recorded a Triple-Double (Pts/Reb/Ast).....	Kenny Chery (20/10/12) vs. Kansas State (2/15/14)
Recorded a Triple-Double (Pts/Reb/Blk).....	Ekpe Udoh (18/17/10) vs. Morgan State (1/6/10)
Recorded a Double-Double Before Halftime.....	King McClure (12p/10r) vs. George Mason (11/24/18)
Scored 35 Points.....	Makai Mason (40) vs. TCU (2/2/19)
Scored 30 Points.....	Jared Butler (30) vs. Kansas (1/18/21)
Scored 30 Points in a Road Game.....	Jared Butler (31) at Kansas (3/9/19)
Scored 20 Points in a 1st Half.....	King McClure (20) at Oklahoma State (1/14/19)
Scored 25 Points in a 2nd Half.....	Makai Mason (27) vs. TCU (2/2/19)
Scored 20 Points in a 2nd Half.....	Jared Butler (23) at Kansas (3/9/19)
Scored 30 Points off the Bench.....	Nuni Omot (30) at Kansas State (3/3/18)
Scored 25 Points off the Bench.....	Terry Maston (26) vs. Mississippi State (3/18/18)
Scored 20 Points off the Bench.....	Devonte Bando (22) vs. West Virginia (2/23/19)
Made 5+ 3-pointers in a 1st Half.....	King McClure (6-7) at Oklahoma State (1/14/19)
Made 5+ 3-pointers in a 2nd Half.....	Jared Butler (5-5) at Oklahoma State (1/23/21)
Had 20 Rebounds.....	Jo Lual-Acuil Jr. (20) vs. Savannah State (12/17/17)
Had 15 Rebounds.....	Mark Vital (15) vs. Washington (11/29/20)
Had 8+ Offensive Rebounds.....	Freddie Gillespie (8) vs. Texas Tech (3/2/20)
Had 9+ Offensive Rebounds.....	Mark Vital (9) at Arizona (12/15/18)
Had 12 Rebounds in a Half.....	Johnathan Motley (14 in 2nd half) vs. Texas (1/17/17)
Had 10 Rebounds in a Half.....	King McClure (10 in 1st half) vs. George Mason (11/24/18)
Had 13+ Assists.....	Jared Butler (13) at Kansas State (12/19/20)
Had 10+ Assists.....	Davion Mitchell (12) vs. Central Arkansas (12/29/20)
Had 10+ Assists and 0 Turnovers.....	Jake Lindsey (11 AST/0 TO) vs. Kansas State (3/9/17)
Had 6 Blocked Shots.....	Freddie Gillespie (6) vs. TCU (2/1/20)
Had 7 Blocked Shots.....	Jo Lual-Acuil Jr. (7) vs. Oklahoma (2/21/17)
Had 5 Steals.....	Jared Butler (5) at TCU (1/9/21)
Had 6 Steals.....	Lester Medford (7) vs. Savannah State (11/23/15)
Played 40+ Minutes.....	Devonte Bando (43), Davion Mitchell (41), Jared Butler (40) vs. TTU (3/2/20)
Played 45+ Minutes.....	Jo Lual-Acuil Jr. (48) & Manu Lecomte (46) at Texas (2/12/18)
Made a Game-Winning Shot.....	Terry Maston (2FG) vs. Texas Tech, 59-57 (2/17/18)
Made a Game-Winning Shot in Final 10 Seconds.....	Jo Lual-Acuil Jr. (Dunk) at Texas, 74-73 2ot (2/12/18)
Made a Game-Winning Shot at Buzzer.....	Lester Medford (3FG) at Texas Tech, 63-60 (1/16/16)
Made a Game-Winning FT in Final 10 Seconds.....	Mario Kegler vs. Texas, 84-83 OT (2/29/19)

**THE LAST TIME A BAYLOR OPPONENT...**

Scored 100 Points.....	102 at Kansas (1/2/16)
Scored 90 Points.....	90 vs. Kansas State (1/22/18)
Scored Fewer than 50 Points at Home.....	49 at TCU (1/9/21)
Scored Fewer than 50 Points on the Road.....	42 vs. UAPB (12/21/20)
Scored Fewer than 40 Points.....	39 vs. McNeese State (11/14/14)
Won by 30 Points.....	40 at Oklahoma (1/20/07)
Shot 65 pct from floor.....	66.1 (39-59) at Oklahoma (2/26/05)
Shot 60 pct from floor.....	62.0 (31-50) vs. Oklahoma (1/23/16)
Shot less than 25 pct from floor.....	23.4 (11-47) vs. Prairie View A&M (12/21/15)
Shot 55 pct from 3FG.....	55.7 (15-27) vs. Texas (2/27/19)
Shot less than 15 pct from 3FG.....	.111 (1-9) vs. SFA (12/9/20)
Made 15 3-point field goals.....	15 vs. Texas (2/27/19)
Shot 95 pct from FT line.....	95.7 (22-23) at Ole Miss (1/28/17)
Shot less than 40 pct from FT line.....	33.3 (5-15) vs. Texas (1/4/20)
Had 50 Rebounds.....	62 vs. Wake Forest [Anaheim] (11/30/08)
Had fewer than 20 Rebounds.....	19 vs. Washington (11/29/20)
Had 20 Offensive Rebounds.....	20 vs. Wagner (3/13/18)
Had 25 Assists.....	29 vs. Oklahoma (1/23/16)
Had 25 Turnovers.....	35 vs. SFA (12/9/20)
Had fewer than 5 Turnovers.....	4 at West Virginia (2/22/14)
Had 13 Steals.....	15 at West Virginia (1/10/17)
Had 12 Steals.....	12 vs. West Virginia (3/9/17)
Had 12+ Blocked Shots.....	13 vs. West Virginia (2/20/18)
Had 10+ Blocked Shots.....	10 at Kansas (1/11/20)
Had no Blocked Shots.....	at Kansas State (12/19/20)
Had two 20-point scorers.....	Cedric Russell (26), Theo Akwuba (22) vs. ULL (11/28/20)
Had three 20-point scorers.....	Abdel Nader (26), Georges Niang (24), Monte Morris (20) vs. Iowa State (2/16/16)
Had five double-figure scorers.....	vs. Oklahoma State (2/8/20)
Had four 15+ point scorers.....	at Texas (2/12/18)
Had no double-figure scorers.....	vs. Iowa State (1/15/20)
Had two double-figure rebounders.....	Kenrich Williams (12), Vlad Brodzianski (10) at TCU (1/21/17)
Scored 50-plus points in 1st half.....	51 at Texas A&M (12/19/15)
Scored 50-plus points in 2nd half.....	52 at West Virginia (3/7/20)
Scored 20 points or fewer in 1st half at home.....	16 at Texas (2/8/20)
Scored 20 points or fewer in 1st half on road.....	12 vs. UAPB (12/21/20)
Scored 20 points or fewer in 2nd half.....	20 vs. Texas (1/6/18)
Failed to make a 3FG.....	vs. Oklahoma, 0-12 (2/25/12)

**THE LAST TIME A BAYLOR OPPOSING PLAYER**

Scored 30 Points.....	Brandon Clarke (36) vs. Gonzaga (3/23/19)
Had 20 Rebounds.....	Jamahl Mosley (20) vs. Colorado [Kansas City] (3/8/01)
Had 15 Rebounds.....	Udoka Azubuike (19) vs. Kansas (2/22/20)
Had 10 Assists.....	Courtney Ramey (10) vs. Texas (2/27/19)
Had 8 Turnovers.....	Trae Young (8) vs. Oklahoma (2/27/18)
Had 7 Turnovers.....	Roti Ware (7) vs. SFA (12/9/20)
Had 8 Blocked Shots.....	Sagaba Konate (8) vs. West Virginia (2/20/18)
Had 7 Blocked Shots.....	Udoka Azubuike (7) at Kansas (1/11/20)
Had 5 Steals.....	Dedric Lawson (5) vs. Kansas (1/12/19)
Had 6 Steals.....	Jevon Carter (6) vs. West Virginia (3/9/18)

## 2020-21 INDIVIDUAL SUPERLATIVES

CATEGORY	BAYLOR	OPPONENT
Points Scored	30, Jared Butler vs. Kansas (1/18)	26, Cedric Russell vs. ULL (11/28)
Field Goals Made	11, Jared Butler at TCU (1/9)	10, Cedric Russell vs. ULL (11/28) 10, Kalib Boone at Oklahoma State (1/23)
FGs Attempted	18, MaCio Teague vs. ULL (11/28) 18, Jared Butler vs. Illinois (12/2)	20, Shaun Doss vs. UAPB (12/21)
Highest FG % (min 5 made)	1.000 (6-6), Jonathan Tchamwa Tchatchoua vs. UCA (12/29) .889 (8-9), Mark Vital at Oklahoma State (1/23)	1.000 (9-9), Theo Akwuba vs. ULL (11/28) 1.000 (9-9), Antonio Gordon at K-State (12/19)
3-Point FGs Made	7, Jared Butler vs. Kansas (1/18) 6, Davion Mitchell at K-State (12/19) 6, Jared Butler at Oklahoma State (1/23)	6, Deandre Jones vs. Central Arkansas (12/29)
3-Point FGs Attempted	10, Davion Mitchell at K-State (12/19)	11, Mac McClung at Texas Tech (1/16)
3-Point FG % (min 5 att)	.857 (6-7), Jared Butler at Oklahoma State (1/23) .800 (4-5), Davion Mitchell vs. Illinois (12/2) .778 (7-9), Jared Butler vs. Kansas (1/18)	.833 (5-6), Christian Braun vs. Kansas (1/18)
Free Throws Made	8, MaCio Teague vs. Alcorn State (12/30)	8, Mike Miles at TCU (1/9)
Free Throws Attempted	8, MaCio Teague vs. ASU (12/30) & at ISU (1/2)	12, Isaac Likekele at Oklahoma State (1/23)
Free Throw % (min 7 att)	1.000 (8-8), MaCio Teague vs. Alcorn State (12/30)	1.000 (8-8), Mike Miles at TCU (1/9)
Offensive Rebounds	7, Mark Vital vs. Washington (11/29)	7, Marcus Santos-Silva at Texas Tech (1/16)
Defensive Rebounds	10, Jonathan Tchamwa Tchatchoua vs. UCA (12/29)	9, Kevin Easley at TCU (1/9)
Total Rebounds	15, Mark Vital vs. Washington (11/29)	11, Kevin Samuel at TCU (1/9) 11, Marcus Santos-Silva at Texas Tech (1/16)
Assists	13, Jared Butler at K-State (12/19) 12, Davion Mitchell vs. UCA (12/29)	8, Byron Joshua vs. Alcorn State (12/30) 8, Marcus Garrett vs. Kansas (1/18)
Turnovers	7, Jared Butler at ISU (1/2) & at TTU (1/16) 7, Davion Mitchell vs. Kansas (1/18)	7, Roti Ware vs. SFA (12/9) 7, Dequan Morris vs. UAPB (12/21)
Blocked Shots	4, Jonathan Tchamwa Tchatchoua at Oklahoma State (1/23) 3, Mark Vital vs. Washington (11/29)	4, Nate Roberts vs. Washington (11/29) 4, Kevin McCullar at Texas Tech (1/16)
Steals	5, Jared Butler at TCU (1/9)	4, Tyree Corbett vs. Alcorn State (12/30) 4, Rasir Bolton at Iowa State (1/2)
Minutes Played	39, Jared Butler at TCU (1/9)	39, Rasir Bolton at Iowa State (1/2) 39, Mike Miles at TCU (1/9)
Fouls Drawn	6, Davion Mitchell vs. ULL (11/28)	9, Isaac Likekele at Oklahoma State (1/23)
Plus-Minus (min. 15 mp)	+43, MaCio Teague vs. UAPB (12/21)	+1, Micah Peavy at Texas Tech (1/16) in 20 minutes +1, Dajuan Harris vs. Kansas (1/18) in 20 minutes

## 2020-21 TEAM SUPERLATIVES

BAYLOR HIGH	BAYLOR LOW	CATEGORY	OPPONENT HIGH	OPPONENT LOW
112 vs. ULL (11/28)	67 at TCU (1/9)	Points Scored	82 vs. ULL (11/28)	42 vs. UAPB (12/21)
59 vs. Alcorn State (12/30)	27 at Texas Tech (1/16)	Points, 1st Half	40 vs. ULL (11/28)	12 vs. UAPB (12/21)
59 vs. ULL (11/28)	32 at Iowa State (1/2)	Points, 2nd Half	49 vs. Alcorn State (12/30)	21 vs. UCA (12/29) & at TCU (1/9)
–	–	Points/Overtime	–	–
45 vs. ULL (11/28)	23 at Texas Tech (1/16)	Field Goals Made	32 vs. ULL (11/28)	15 vs. UAPB (12/21) & at TCU (1/9)
80 vs. ULL (11/28)	51 vs. SFA (12/9)	Field Goal Attempts	62 at Texas Tech (1/16)	44 vs. SFA (12/9)
.578 (37-64) at K-State (12/19)	.418 (23-55) at Texas Tech (1/16)	FG Percentage	.525 (32-61) vs. ULL (11/28)	.283 (15-53) vs. UAPB (12/21)
15 vs. ULL (11/28) & at KSU (12/19)	4 at Iowa State (1/2)	3-Point FGs Made	12 vs. UCA (12/29)	1 vs. SFA (12/9)
32 at K-State (12/19)	18 vs. Illinois (12/2)	3-Point FG Attempts	26 vs. UCA (12/29)	9 vs. SFA (12/9)
.556 (15-27) vs. ULL (11/28)	.211 (4-19) at Iowa State (1/2)	3-Point FG Percentage	.529 (10-19) vs. Kansas (1/18)	.111 (1-9) vs. SFA (12/9)
25 vs. Alcorn State (12/30)	5 vs. Washington (11/29)	Free Throws Made	22 vs. Alcorn State (12/30)	2 vs. UCA (12/29)
31 vs. Alcorn State (12/30)	8 vs. UCA (12/29)	Free Throw Attempts	33 vs. Alcorn State (12/30)	5 vs. UCA (12/29)
.923 (12-13) vs. Kansas (1/18)	.454 (5-11) vs. Washington (11/29)	Free Throw Percentage	.929 (13-14) vs. Oklahoma (1/6)	.400 (2-5) vs. UCA (12/29)
21 vs. Washington (11/29)	7 vs. SFA (12/9)	Offensive Rebounds	18 at Texas Tech (1/16)	5 vs. Washington (11/29)
34 vs. UCA (12/29)	19 vs. ASU (12/30) & vs. Kansas (1/18)	Defensive Rebounds	28 vs. UCA (12/29)	13 at K-State (12/19)
50 vs. Washington (11/29)	28 vs. SFA (12/9)	Total Rebounds	42 at Texas Tech (1/16)	19 vs. Washington (11/29)
25, three times	6 at Texas Tech (1/16)	Assists	18 at K-State (12/19) & vs. Kansas (1/18)	4 vs. SFA (12/9)
20 vs. SFA (12/9)	5 vs. UAPB (12/21)	Turnovers	35 vs. SFA (12/9)	10 vs. Oklahoma (1/6)
9 at Oklahoma State (1/23)	1 vs. ULL (11/28) & at K-State (12/19)	Blocked Shots	9 at Texas Tech (1/16)	1 vs. Alcorn State (12/30)
14 vs. SFA (12/9) & vs. UCA (12/29)	3 vs. Washington (11/29)	Steals	11 at Iowa State (1/2)	1 vs. UAPB (12/21)
23 vs. Alcorn State (12/30)	9 vs. UCA (12/29)	Fouls	26 vs. SFA (12/9) & at ISU (1/2)	11 vs. UCA (12/29)



2020-21

14-0

BIG 12

7-0

AP

2nd

COACHES

2nd

NET

1st

#212 BAYLOR vs. KANSAS STATE | GAME 15  
Jan. 27, 2021 (Waco, Texas / Ferrell Center)

Baylor Broadcast Notes

0  
4  
5  
10  
11  
12  
13  
23  
24  
31  
32  
35  
45



### Flo Thamba

F • 6-10 • 245 • Jr. • Kinshasa, Congo

	MIN	PTS	REB	BLK	FG%	3FG%	FT%
SEA	14.3	3.9	4.3	0.4	.731	.000	.533
B12	13.7	3.7	4.3	0.3	.818	.000	.571
CAR	10.6	2.3	2.6	0.6	.576	.000	.544

- Junior big man with 7-foot-5 wingspan, originally from Democratic Republic of the Congo
- Started all 14 games this season after playing 19 of 30 games off bench last year (11 DNP's)
- Already has more points & rebounds this season (54 pts, 60 rebs) than last season (43 pts, 42 rebs)
- Splitting time with Tchatchoua at 5-spot; played in 52 games off bench (12 DNP's) over first 2 seasons
- Born in Congo, lived in England, France and South Africa, emigrated to United States in 2014



### LJ Cryer

G • 6-1 • 185 • Fr. • Katy, Texas

	MIN	PTS	REB	AST	FG%	3FG%	FT%
SEA	13.5	5.5	0.7	1.2	.442	.429	.667
B12	8.3	2.8	0.6	0.6	.500	.444	.000
CAR	13.5	5.5	0.7	1.2	.442	.429	.667

- True freshman guard from Katy, Texas, ranked as nation's No. 12 PG in 2020 HS class by ESPN
- Came off bench for 17 points and 2 steals in 15 minutes of first collegiate game vs. Louisiana
- Scored 3,488 points over high school career, 5th-most all-time in Texas public schools
- Averaged 34.2 points, 5.3 assists and 2.4 steals as HS senior, earning Class 6A All-State honors
- Scored 1,164 points during pandemic-shortened senior season, including 145 3FGs (4.3/game)



### Jordan Turner

G/F • 6-8 • 195 • RFr. • Houston, Texas

	MIN	PTS	REB	AST	FG%	3FG%	FT%
SEA	6.1	3.3	1.7	0.5	.385	.625	.833
B12	—	—	—	—	—	—	—
CAR	6.1	3.3	1.7	0.5	.385	.625	.833

- Redshirt freshman wing from Houston, attended Sunrise Christian in Bel Air, Md.
- Took voluntary redshirt during 2019-20 season, participated on team's practice squad
- Last 3 Games Played: Combined for 20 points, 10 rebounds in 29 minutes off bench (5-of-8 on 3FGs)
- Ranked No. 11 recruit in Texas and No. 24 SF nationally in 2019 signing class by ESPN
- Twin brother, Jalyr, is sophomore on Central Oklahoma basketball squad



### Adam Flagler

G • 6-3 • 180 • So. • Duluth, Ga.

	MIN	PTS	REB	AST	FG%	3FG%	FT%
SEA	23.1	10.1	1.8	1.8	.494	.426	.750
B12	22.2	7.5	1.3	1.0	.444	.364	.625
CAR	28.8	14.4	3.0	1.4	.448	.392	.822

\* Flagler's career stats include one season at Presbyterian

- Third-year sophomore, transfer from Presbyterian; led PC with 15.9 PPG as freshman in 2018-19
- 15+ pts off bench 4x this season (17 vs. Washington, 18 vs. #5 Illinois, 15 vs. OU, 15 at #15 TTU)
- Had streak of 42 consecutive games with a made 3-pointer snapped on 10/21 at ISU (0-for-3)
- 10+ points off bench in 8 of 12 games at Baylor; has scored 10+ points in 40 of 48 career games
- Made multiple 3-pointers in 40 of 48 career games (3+ 3FGs 25 times, 4+ 10x, 5+ 6x, 6+ 4x)



### Mark Vital (VYE-tuhl)

G/F • 6-5 • 250 • Sr. • Lake Charles, La.

	MIN	PTS	REB	AST	FG%	3FG%	FT%
SEA	22.0	6.0	5.6	1.4	.479	.000	.571
B12	24.0	7.1	5.9	1.0	.613	.000	.571
CAR	25.4	6.6	6.3	1.9	.469	.132	.502

- Bruising 5th-year forward, two-time All-Big 12 honoree and Big 12 All-Defensive Team selection
- Scored career-high 19 points (8-9 FGs) in Saturday's win at OSU - previous season high was 9 points
- T-1st in BU history with 39 Big 12 wins (39-21) with A.J. Walton (39-29); 10th at BU with 128 steals
- 15 rebounds, 8 pts, 4 assts, 3 blks vs. Washington, matching UW players' combined rebounds (15-15)
- 1 of 4 finalists for 2020 Naismith Trophy Defensive Player of Year




### Jared Butler

G • 6-3 • 195 • Jr. • Reserve, La.

	MIN	PTS	REB	AST	FG%	3FG%	FT%
SEA	29.0	17.1	3.2	5.4	.503	.494	.730
B12	33.2	18.6	3.6	6.0	.500	.480	.692
CAR	28.6	13.7	3.2	3.4	.428	.390	.773

- 2020 All-American (3rd Team), went through draft process and elected to return for junior season
- 13 assists in win at K-State were most by a Big 12 player in conf game since Trae Young in 2018
- Top-5 in Big 12 in steals (1st), 3FG% (1st), assists (2nd), FG% (2nd), scoring (4th)
- Had 3rd career 30-point game in Monday's win vs. Kansas - 23.2 ppg in 5 career games vs. KU
- 20-point games on ROAD vs. 7 of 9 Big 12 teams in last 2 seasons (at KU, KSU, OU, WVU, ISU, TCU, OSU)



### Jackson Moffatt

G/F • 6-7 • 200 • So. • Magnolia, Texas

	MIN	PTS	REB	AST	FG%	3FG%	FT%
SEA	2.4	0.0	0.5	0.2	.000	.000	.000
B12	1.0	0.0	0.0	0.0	.000	.000	.000
CAR	2.2	0.0	0.3	0.1	.000	.000	.000

- Third-year sophomore walk-on wing from Magnolia High School; took voluntary redshirt in 2018-19
- Has appeared in 12 career games, totaling 4 rebounds, 1 assist and 1 steal in 26 minutes
- Scored 2,066 points during prep career, becoming Magnolia's all-time leading scorer
- 3-time first-team All-District 20-5A honoree and 2-time TABC All-Region selection
- Holds MHS record for single-game scoring with 45-point game




### Jonathan Tchamwa Tchatchoua (CHAWM-wuh CHAT-chew-wuh)

F • 6-8 • 245 • So. • Douala, Cameroon

	MIN	PTS	REB	BLK	FG%	3FG%	FT%
SEA	20.6	8.4	6.6	0.9	.600	.000	.786
B12	21.8	7.0	5.0	1.4	.541	.000	.818
CAR	15.6	5.0	4.4	0.7	.538	.000	.722

\* Tchamwa Tchatchoua's career stats include one season at UNLV

- Third-year sophomore big man, transferred to BU after one season at UNLV; on practice squad last season
- At least 6 pts/4 rebs off bench in 12 of 14 games; 10+ points in 5 games, 10+ rebounds in 2 games
- Made 50% of field goals on dunks this season (24-of-48); ranks 6th in Big 12 with 6.6 rebs/gm
- Born in Cameroon, moved to Australia for final two years of high school (MBA Global Academy)
- Played 31 games (11 starts) as freshman at UNLV, averaged 3.4 ppg, 3.5 rpg, 0.7 bpg in 13.3 mpg



### Matthew Mayer (MYE-er)

G/F • 6-9 • 225 • Jr. • Austin, Texas

	MIN	PTS	REB	AST	FG%	3FG%	FT%
SEA	14.4	7.9	3.8	1.1	.488	.414	.654
B12	14.2	5.9	4.3	1.0	.417	.231	.667
CAR	12.2	5.3	2.3	0.8	.399	.353	.667

- Junior wing with length, range and quick release, provides instant offense off bench
- Has come off bench for at least 6+ points and 2+ FGM in 10 of 14 games this season
- 2nd on team with 22.0 points per 40 minutes; shooting 53% on 2-point field goals (29-of-55)
- 10+ points off bench 5 times this season (10 SFA, 12 UAPB, 13 UCA, 14 Alcorn, 16 Oklahoma)
- 10+ points off bench in 8 of last 21 games after doing so in 7 of previous 56 career games played



### MaCio Teague (may-SEE-oh)

G • 6-4 • 195 • Sr. • Cincinnati, Ohio

	MIN	PTS	REB	AST	FG%	3FG%	FT%
SEA	31.0	14.8	3.9	1.4	.471	.354	.857
B12	34.6	14.3	4.0	1.0	.446	.375	.778
CAR	33.7	15.4	4.4	2.3	.435	.406	.866

\* Teague's career stats include two seasons at UNC Asheville

- 5th-year senior, all-conference in all 3 seasons (Big South 1st team in 17 & 18, Big 12 2nd team in 20)
- Nation's only active player with 1500+ career pts, 400+ rebs, 225+ assts, 125+ stls, 200+ 3FGs
- 1 of 10 candidates for Jerry West Shooting Guard of the Year - leads candidates in career 3FG% and 3FGM
- Led BU in scoring in 11 of his last 26 games, including 5 of 14 this season (BU 15-0 when he leads team)
- BU is 40-4 since he joined team and 33-1 when he scores 10+ points (averaging 9.5 ppg in 14 losses)



### Zach Loveday

F • 7-0 • 215 • Fr. • Gallipolis, Ohio

	MIN	PTS	REB	BLK	FG%	3FG%	FT%
SEA	6.7	3.1	1.6	0.3	.714	.000	1.000
B12	3.0	2.0	2.0	0.0	1.000	.000	.000
CAR	6.7	3.1	1.6	0.3	.714	.000	1.000

- True freshman 7-footer from Ohio, played final two HS seasons at Huntington Prep in West Virginia
- Posted season-high 10 points (4-of-4 FGs) and added 2 blocks in 8 minutes vs. Alcorn State (12/30)
- Ranked No. 51 player nationally and No. 12 among centers in 2020 class by Rivals
- 1 of 5 players on 2019-20 Huntington Prep squad to sign with Division I programs
- Father, Billy Loveday, played basketball at Hanover College



### Mark Paterson

G • 6-1 • 180 • Sr. • Dallas, Texas

	MIN	PTS	REB	AST	FG%	3FG%	FT%
SEA	2.0	1.2	0.7	0.0	.429	1.000	.000
B12	1.0	2.0	1.0	0.0	1.000	.000	.000
CAR	2.0	1.2	0.7	0.0	.429	1.000	.000

- Walk-on in first season with Bears, played 2017 & 2018 seasons at D2 St. Edward's in Austin, Texas
- Appeared off bench in 6 games this season, posting 7 points and 4 rebounds in 12 minutes
- Scored Bears' 100th point in win at K-State, becoming first player to score 100 in Manhattan since 1992
- Appeared in 55 games at St. Edward's, averaging 2.3 ppg, 1.7 rpg, 1.0 apg in 11.1 mpg
- Played on same team as brother, Matthew, while at St. Edward's



### Davion Mitchell (DAY-vee-ahn)

G • 6-2 • 205 • Jr. • Hinesville, Ga.

	MIN	PTS	REB	AST	FG%	3FG%	FT%
SEA	30.3	11.5	2.9	5.9	.500	.421	.700
B12	32.8	12.3	2.1	4.0	.443	.343	.706
CAR	25.4	7.5	2.1	3.3	.435	.341	.674

\* Mitchell's career stats include one season at Auburn

- 2020 Big 12 Newcomer of Year, 2nd Team All-Big 12, Naismith Defensive POY semifinalist
- Posted career-high 20 pts at K-State (12/19); career-high 12 assists in 24 minutes vs. UCA (12/29)
- Leads Big 12 in assists (5.9), 2nd in steals (2.1), 5th in assist-to-turnover ratio (1.98)
- 66-12 record during collegiate career, including 52-4 when playing more than half the game (20+ min.)
- Teams are 25-1 in games in which he's scored 10+ points (Auburn 2-0, Baylor 23-1)

Head Coach: Scott Drew (18th season at Baylor)  
 Associate Head Coach: Jerome Tang (18th season at Baylor)  
 Assistant Coach: Alvin Brooks III (5th season at Baylor)  
 Assistant Coach: John Jakus (4th season at Baylor)

Special Assistant & Director of Player Personnel: Jared Nuness  
 Special Assistant to the Head Coach: Bill Peterson  
 Director of Basketball Operations: Aditya Malhotra  
 Director of Video Operations: Ty Beard  
 Athletic Trainer: Dave Snyder  
 Strength Coach: Charlie Melton