



FOOTBALL

4-2 OVERALL 4-1 BIG 12 2-1 HOME 2-1 AWAY 0-0 NEUTRAL



MIKE GREEN
Assistant Athletics Director
Athletics Communications

Iowa State Athletics
Jacobson Athletic Building
Ames, Iowa 50011

(515) 460-5804
mgreen@iastate.edu



IOWA STATE CYCLONES

4-2 overall (4-1 Big 12)

Rankings: (AP/Coaches): 17/17 **Overall:** 65-42 (9th year)
Head Coach: Matt Campbell **ISU Record:** 30-27 (5th year)

VS



BAYLOR Bears

1-3 overall (1-3 Big 12)

Rankings: (AP/Coaches): -/- **Overall:** 1-3 (1st year)
Head Coach: Dave Aranda **BU Record:** 1-3 (1st year)

SAT., NOV. 7, 2020 / 6 PM

Jack Trice Stadium / Ames, Iowa



Brian Custer, pxp
Robert Smith, analyst



John Walters, pxp
Eric Heft, analyst
Ben Bruns, sideline



Live Stats
at cyclonestats.com

2020 SCHEDULE

SEPTEMBER

12 LOUISIANA (ESPN) L, 14-31
26 *at TCU (FS1) W, 37-34

OCTOBER

3 *#18 OKLAHOMA (ABC) W, 37-30
10 *TEXAS TECH (ABC) W, 31-15
24 *at #6 Oklahoma State (Fox) L, 21-24
31 *at Kansas (FS1) W, 52-22

NOVEMBER

7 *BAYLOR (FS1) 6 PM
21 *KANSAS STATE TBA
27 *at Texas (ABC/ESPN) TBA

DECEMBER

5 *WEST VIRGINIA TBA
12/19 \$Big 12 Championship (ABC) TBA

*Big 12 Conference Game
SATBT Stadium, Arlington, Texas

THE LEAD

No. 17 Iowa State (4-2, 4-1 Big 12), tied for first in the Big 12 and 4-1 in league play for just the second time in school history (2017), returns home to face Baylor (1-3, 1-3 Big 12) on Saturday. ISU won its 20th Big 12 game since 2017 at Kansas, the second-most in the league during that span. Behind the nation's leading rusher Breece Hall (150.2), ISU leads the Big 12 and ranks 23rd nationally in rushing per game (200.7), notching 200+ rushing yards in four of six games.

KEY STORYLINES

- Iowa State wrapped up another impressive October (3-1), improving to 13-2 in October since 2017, the second-most wins by a "Power 5" school (Alabama-14) in that span.
- The Cyclones boast the NCAA's leading rusher in Breece Hall (150.2), who has rushed for over 100 yards in all six games in 2020, also No. 1 nationally.
- Hall is tied for second nationally in rushing TDs (11) and his four rushes of 50+ yards leads the nation.
- Brock Purdy is the winningest QB in ISU history against league competition. He is now 15-6 vs. conference teams with at least one victory over every member. Purdy owns/shares 23 school records, adding another school mark last week in career TD passes with 50.
- Iowa State's defense is allowing 20.2 points per game excluding five non-offensive TDs allowed.
- Senior JaQuan Bailey is ISU's all-time leader in TFL (42.5) and sacks (23.5). He is second nationally in career sacks and third in the nation in career TFL among active FBS players.

QUICK FACTS

Location	Ames, Iowa
Founded	1848
Enrollment	31,825
Nickname	Cyclones
Mascot	Cy
Colors	Cardinal & Gold
Affiliation	NCAA Division I
Conference	Big 12
Facility	MidAmerican Energy Field at Jack Trice Stadium
Capacity	61,500
President	Dr. Wendy Wintersteen
Director of Athletics	Jamie Pollard

JUST THE FACTS

1

Where RB Breece Hall ranks in the NCAA in rushing yards per game - minimum three games - (150.2), 100-yard rushing games (6), multi-TD rush games (4) and 50+ yard runs (4).

20

Big 12 victories by Iowa State since 2017, tying for second in the league during that span: Oklahoma, 27, **Iowa State 20**, Texas 20. It's the best four-year conference winning period in the history of the program.

4-1

Iowa State is 4-1 to begin conference play for just the second time in school history (2017). Iowa State has never opened its league slate at 5-1 in the history of the program.

FOLLOW THE CYCLONES



Iowa State Football



@CycloneFB



@istateFB



@CycloneATH



cyclones.com

HEAD COACH

MATT CAMPBELL

5th year at ISU

Twitter:
@ISUMattCampbell

College:
Mt. Union (Ohio), '02

Wife: Erica

Children: Katie, Izzy, Rudy and Rocco

Birthdate: Nov. 29, 1979 (40 years old)



COACH NOTES

- Broke an Iowa State record for Big 12 wins in a season (6 in 2018).
- Only coach in school history to defeat every league team in his career.
- Led ISU to three consecutive bowls for the second time in school history.
- Owns nearly 30 pct. (29.2%) of ISU's all-time wins over ranked opponents. Campbell has seven wins vs. rated foes as the Cyclone head coach.
- Registered three of the program's four wins against top-six-ranked opponents.
- Led Iowa State to a spot in the College Football Playoff rankings in three-straight seasons (2017-19).
- Owns three of ISU's four winning conference records in Big 12 history.
- His 22 wins vs. Big 12 teams is already tied for 2nd all-time in ISU history for coaching wins vs. league opponents.
- Member of five Division III national championships as a player and coach at perennial power Mt. Union (Ohio).
- Two-time All-American on d-line and Academic All-American at Mt. Union.
- Father, Rick, was a high school coach at

HONORS

2018 Big 12 Co-Coach of the Year

2017 Big 12 Coach of the Year

2015 MAC Coach of the Year

AS A HEAD COACH

IOWA STATE (2016-present) 30-27 (.526)

TOLEDO (2011-2015) 35-15 (.700)

Conference Championships:
2014 (MAC West), 2015 (MAC West)

CAREER (9 years) 65-42 (.607)

CONFERENCE (ISU) 22-19 (.537)

COACHING STAFF

Name	Position	Year at ISU	College, year	Twitter
Field Coaches				
Matt Caponi	Cornerbacks	2nd	Mt. Union, '05	@Coach_horsepwr
Jon Heacock	Def. Coordinator	5th	Muskingum, '83	@Coach_Heacock
Mick McCall	Running Backs	1st	So. Colorado, '78	@McCallMick
Jeff Myers	Offensive Line	5th	Toledo, '14	@Coach_Myers
Eli Rasheed	Defensive Line	5th	Indiana, '95	@CoachRasheed
Nate Scheelhaase	Wide Receivers	3rd	Illinois, '12	@CoachNateISU

In the Press Box

Joel Gordon	Pass Game Coord.	5th	Shepherd, '03	@CoachJGordo
Tom Manning	Off. Coordinator/TEs	4th	Mt. Union, '05	@Coach_TomManning
D.K. McDonald	Safeties	5th	Edinboro, '01	@DKMcDonald1
Tyson Veidt	Asst. HC/Linebackers	5th	Muskingum, '96	@TysonVeidt

Football Support Staff

Dave Andrews	Dir. of FB Str. & Con.	1st	Ohio State, '04	
Greg Brabenec	Dir. of Operations	5th	Bowling Green, '11	@GregBrabenec
George Courides	Asst. FB Str. & Con.	4th	E. Stroudsburg, '08	@GeorgeCourides
Erica Genise	Executive Assistant	9th	Iowa, '93	@egenise
Rob Grande	Executive Off. Analyst	1st	Salisbury, '93	@CoachRobGrande
Steve Hauser	ST Analyst/QC	3rd	Wesleyan, '11	@CoachHauserISU
Jace Heacock	Quality Control/Def.	1st	Iowa State, '19	@CoachHeacock
Kyle Highland	Recruiting Oper.	5th	Simpson, '16	@KHigh4Cy
Aaron Hillmann	Dir. Player Develop.	4th	Missouri, '91	@aaronhillmann
Derek Hoodjer	Dir. Player Person.	9th	Iowa State, '14	@CoachDHoodjer
Kyle Kempt	Graduate Assistant	2nd	Iowa State, '18	@KyleKempt
Colby Kratch	Asst. Dir. Scouting	3rd	Toledo, '13	@Coach_Kratch
Joel Lanning	Graduate Assistant	2nd	Iowa State, '17	@JFL_02
Dillon Minshall	Dir. of Creative Media	1st	Iowa State, '20	@Dillon_JM
Taylor Mouser	Sr. Quality Control/Off.	5th	Adams State, '13	@Coach_Mouser
Natasha Novak	Dir. On-Campus Rec.	2nd	Iowa State, '18	@NatashMNovak
D'Andre Payne	Graduate Assistant	1st	Iowa State, '17	@realdpayne
Greg Pyszczynski	Asst. FB Str. & Con.	5th	St. John Fisher, '07	@coachG97
Xavier Quigley	Graduate Assistant	1st	Akron, '18	@CoachXQuig
Josh Rosenthal	Asst. Dir. Scouting	2nd	Concordia, '11	@RosieISU
Trever Ryen	Asst. FB Str. & Con.	1st	Iowa State, '17	@TrevRyen19
Mike Saltus	Dir. of New Media	4th	West Virginia, '16	@waytoosalty
Tyler Scudder	Sr. Quality Control/Def.	3rd	West Virginia, '09	@CoachScud
Rachel Voet	Dir. of Sports Nutrition	1st	Iowa State, '17	@rachellukowski
Freddie Walker	Asst. FB Str. & Con.	1st	Bowling Green, '09	@C_FJWalker29

CAMPBELL'S YEARLY RECORD

Year	School	W-L	Con.	Bowl	Year	School	W-L	Con.	Bowl
2011	Toledo	1-0	0-0	Military	2016	Iowa St.	3-9	2-7	---
2012	Toledo	9-4	6-2	Potato	2017	Iowa St.	8-5	5-4	Liberty
2013	Toledo	7-5	5-3	---	2018	Iowa St.	8-5	6-3	Alamo
2014	Toledo	9-4	7-1	GoDaddy	2019	Iowa St.	7-6	5-4	Camp. World
2015	Toledo	9-2	6-2	Boca Raton	2020	Iowa St.	4-2	4-1	

PRONUNCIATION GUIDE

Connor Assalley	UH-sally	Jared Rus	Rhymes with bus
Arnold Azunna	ah-ZOO-nah	Derek Schweiger	Shh-WHY-ger
Jirehl Brock	JYE-rell	Matt Seres	Sears
Dae'Shawn Davis	DAY-Shawn	Mason Skovgard	Skoov-guard
D'Shane James	DUH-Shane	Dylan Soehner	SAY-ner
Alex Kleinow	KLIN-ow	Dan Sichterman	SICK-tur-man
Charlie Kolar	COE-lerr	Jack Tiarks	Tarks
Kade Lynott	Lie-not	Micheal Tweten	TWEET-in
Kene Nwangwu	kuh-NAY new-WAHN-goo	Eyioma Uwazurike	Ew-waha-zah-REE-kay
Eddie Ogamba	oh-GAUM-buh	Gerry Vaughn	Gary
Joey Ramos	RAY-mos	Datrone Young	DAY-trone
Sam Rengert	RANG-ert	Isheem Young	EYE-sheem

NUMERICAL ROSTER

No.	Name	Pos.	Ht.	Wt.	Year	Hometown (High School/Prev. School)
1	Tarique Milton**	WR	5-10	188	Jr.#	Bradenton, Fla. (Manatee)
1	Isheem Young	DB	5-10	208	Fr.#	Philadelphia, Pa. (Imhotep Charter)
2	Sean Shaw Jr.*	WR	6-6	212	So.#	Jones, Okla. (Jones)
2	Datrone Young**	DB	5-9	170	Jr.#	Delray Beach, Fla. (Atlantic)
3	JaQuan Bailey****	DE	6-2	261	Sr.#	Jacksonville, Fla. (Raines)
3	Kene Nwangwu***	RB	6-1	210	Sr.#	Frisco, Texas (Heritage)
4	Arnold Azunna**	DB	6-0	199	Sr.#	Grand Prairie, Texas (Lake Ridge)
4	Johnnie Lang Jr.**	RB	5-8	185	Jr.#	Palmetto, Fla. (Salt Lake City East [Utah])
6	Rory Walling*	RB	5-11	189	Jr.#	Des Moines, Iowa (East)
7	Joe Rivera**	P	6-2	200	Sr.#	Grinnell, Iowa (Grinnell)
8	Xavier Hutchinson	WR	6-3	207	Jr.	Jacksonville, Fla. (Bartram Trail/Blinn JC)
9	Will McDonald IV*	DE	6-4	230	So.#	Pewaukee, Wis. (Waukesha North)
9	Joe Scates*	WR	6-2	191	So.#	Dayton, Ohio (Dunbar)
10	Blake Clark*	QB	6-2	199	So.#	West Des Moines, Iowa (Dowling Catholic)
10	Darien Porter	WR	6-4	180	Fr.#	Bettendorf, Iowa (Bettendorf)
11	Chase Allen***	TE	6-7	240	Sr.#	Nixa, Mo. (Nixa)
11	Lawrence White***	DB	6-0	197	Sr.#	Bakersfield, Calif. (Ridgeview)
12	Hunter Dekkers	QB	6-3	234	Fr.	Hawarden, Iowa (West Sioux)
12	Greg Eisworth II**	DB	6-0	198	Sr.#	Grand Prairie, Texas (South/Trinity Valley CC)
13	Corey Dunn*	P	6-0	198	Sr.#	Numurkah, Australia (Numurkah/CC of San Francisco)
13	Tayvonn Kyle*	DB	5-11	174	So.#	Valdosta, Ga. (Lowndes)
14	Michal Antoine Jr.	DB	6-0	180	Fr.	Ft. Lauderdale, Fla. (Cardinal Gibbons)
14	Aidan Bouman	QB	6-6	242	Fr.	Buffalo, Minn. (Buffalo)
15	Brock Purdy**	QB	6-1	212	Jr.	Gilbert, Ariz. (Perry)
16	Answer Gaye	DB	5-10	173	So.#	Des Moines, Iowa (Hoover)
16	Daniel Jackson	WR	6-2	210	Fr.	Cibola, Texas (Steele)
17	Shane Starcevich	DB	6-0	182	So.#	Altoona, Iowa (Southeast Polk)
17	Darren Wilson Jr.*	WR	6-3	206	Jr.	Alpharetta, Ga. (Cambridge/Butler CC)
18	Cordarius Bailey*	DE	6-3	253	Jr.#	Clarksdale, Miss. (Clarksdale)
18	Devin Larsen	QB	6-4	243	Fr.#	Gilbert, Ariz. (Queen Creek)
19	Beau Coberley	WR	5-11	175	So.#	Nevada, Iowa (West Marshall)
19	Kym-Mani King*	DB	5-10	169	So.	New Port Richey, Fla. (Mitchell)
20	Aric Horne	LB	6-1	223	Fr.#	Jacksonville, Fla. (Raines)
21	Jirehl Brock	RB	6-0	200	Fr.#	Quincy, Ill. (Quincy)
21	Cole Pedersen	LB	6-3	220	Fr.	Leon, Iowa (Central Decatur)
23	Parker Rickert	WR	5-11	193	Jr.#	Edina, Minn. (Edina)
23	Mike Rose**	LB	6-4	245	Jr.	Brecksville, Ohio (Brecksville-Broadview)
24	D.J. Miller Jr.*	DB	5-11	176	So.	O'Fallon, Mo. (John Burroughs)
25	Tyler Rodgers	DB	5-11	202	Fr.#	Ankeny, Iowa (Centennial)
25	T.J. Tampa	DB	6-2	178	Fr.	St. Petersburg, Fla. (Lakewood)
26	Anthony Johnson Jr.**	DB	6-0	192	Jr.	St. Petersburg, Fla. (St. Petersburg)
27	Craig McDonald	DB	6-3	199	Fr.	Minneapolis, Minn. (Minnehaha Academy)
28	Breece Hall*	RB	6-1	215	So.	Wichita, Kan. (Northwest)
29	Vonzell Kelley III	DB	6-0	182	Fr.#	Lee's Summit, Mo. (West)
31	Virdel Edwards II	DB	6-1	205	Fr.#	Plano, Texas (Prestonwood Christian)
32	Gerry Vaughn*	LB	5-11	225	So.#	Atlanta, Ga. (Tucker)
33	Mason Chambers	DB	6-3	206	Fr.	Schertz, Texas (Clemens)
34	O'Rien Vance**	LB	6-2	248	Jr.#	Cedar Rapids, Iowa (Washington)
35	Jake Hummel***	LB	6-1	228	Sr.	Des Moines, Iowa (Dowling Catholic)
36	Mason Cassady	DB	6-0	187	Fr.#	Truro, Iowa (Interstate 35)
37	Jordyn Morgan	DB	6-0	184	Fr.	Universal City, Texas (Cornerstone Christian)
38	Levi Hummel	LB	5-11	228	Fr.#	Des Moines, Iowa (Dowling Catholic)
38	Ar'Quel Smith	LB	5-11	209	Fr.	Naples, Fla. (Naples)
40	Hunter Zenzen	LB	6-2	223	Fr.	Barnesville, Minn. (Barnesville)
41	Koby Hathcock	LS	5-10	212	Fr.	Mesa, Ariz. (Desert Ridge)
43	Dae'Shawn Davis	LB	6-0	218	Fr.#	Cleveland, Ohio (Shaw/Iowa Western CC)
43	Jared Rus	TE	6-2	232	So.#	Eldridge, Iowa (North Scott)
44	Dan Sichterman	TE	6-3	260	Jr.#	Cincinnati, Ohio (Kings)
44	Johnny Wilson	DE	6-2	272	Fr.	Kansas City, Mo. (Park Hill)
45	Corey Suttle	DE	6-4	247	Fr.#	Jefferson City, Mo. (Jefferson City)
47	Kendell Jackson	LB	5-11	225	So.#	Des Moines, Iowa (Roosevelt)
48	Benjamin Dunkleberger	DB	6-0	168	So.#	Lake Mills, Wis. (Lake Mills)
49	Trey Fancher	LS	6-4	191	Fr.#	Waunakee, Wis. (Waunakee)
52	Trevor Downing*	OL	6-4	314	So.#	Creston, Iowa (Creston)
53	Derek Greiner	LB	5-11	237	Jr.#	Williamsburg, Iowa (Williamsburg)
54	Jarrold Hufford	OL	6-5	308	Fr.#	Newark, Ohio (Licking Valley)
55	Zach Petersen**	DE	6-5	267	Jr.	Long Grove, Iowa (North Scott)
55	Darrell Simmons Jr.	DB	6-3	306	Fr.#	Belleville, Ill. (East St. Louis)
56	Latrell Bankston	OL	6-0	301	Jr.	Woodstock, Ga. (Woodstock/Hutchinson CC)
57	Colin Newell**	OL	6-4	304	Jr.#	Ames, Iowa (Ames)
58	Eyioma Uwazurike***	DE	6-6	310	Sr.#	Detroit, Mich. (Southfield-Lathrup)
59	Connor Guess	LS	5-11	223	So.#	Van Meter, Iowa (Van Meter)
60	Owen Terwilliger	OL	6-5	303	Fr.#	Humboldt, Iowa (Humboldt)
62	Noah Juergensen	OL	6-4	309	Sr.#	Churdan, Iowa (Greene County)
64	Derek Schweiger	OL	6-3	311	Jr.#	Plymouth, Wis. (Plymouth)
65	Sam Rengert	OL	6-7	295	Fr.	Milford Center, Ohio (Fairbanks)
67	Grant Treiber	OL	6-6	323	Fr.#	Sioux Falls, S.D. (Lincoln)
68	Zach Ross	OL	6-2	297	So.#	West Des Moines, Iowa (Dowling Catholic)
71	Alex Kleinow	DT	6-6	317	Jr.#	North Liberty, Iowa (Iowa City West)
72	Jake Remsburg	OL	6-6	315	Fr.#	West Des Moines, Iowa (Valley)
74	Hayden Pauls	OL	6-5	288	Fr.	Emporia, Kan. (Emporia)
75	Sean Foster**	OL	6-8	318	Sr.#	Mundelein, Ill. (Carmel Catholic)
76	Joey Ramos*	OL	6-5	303	So.#	Phoenix, Ariz. (Deer Valley)
77	Robert Hudson*	OL	6-7	360	Jr.#	Walled Lake, Mich. (Western)
79	Mason Skovgard	OL	6-6	293	So.#	Reinbeck, Iowa (Gladbrook-Reinbeck)
80	Skylar Loving-Black	TE	6-3	231	Fr.#	San Jose, Calif. (Valley Christian)
82	Landen Akers***	WR	6-0	191	Sr.#	Cedar Rapids, Iowa (Washington)
84	Ezeriah Anderson	WR	6-5	208	Fr.#	Seffner, Fla. (Armwood)
87	Easton Dean	TE	6-6	251	Fr.#	Oswego, Kan. (Labette County)
88	Charlie Kolar**	TE	6-6	257	Jr.#	Norman, Okla. (North)
89	Dylan Soehner***	TE	6-7	270	Sr.#	Prairie Grove, Ark. (Prairie Grove)
90	Joshua Bailey	OT	6-2	288	Sr.#	Jacksonville, Fla. (Raines)
90	Alex Probert	PK	5-9	188	Sr.#	Andover, Minn. (Andover/Liberty)
91	Blake Peterson	DE	6-4	255	Fr.#	Beresford, S.D. (Beresford)
92	Matt Seres	DL	6-0	319	So.#	Hudson, Iowa (Hudson)
93	Isaiah Lee	DT	6-0	301	So.#	Chicago, Ill. (Nazareth Academy)
93	Eddie Ogamba	PK	6-1	200	Jr.#	Robbinsdale, Minn. (Cooper/Iowa Western CC)
94	Kyle Krezek	DT	6-3	248	Fr.#	Cedar Rapids, Iowa (Xavier)
94	Cameron Shook	P	6-3	185	So.#	Grosse Pointe, Mich. (South/Navy)
95	Tucker Robertson**	DT	6-3	296	Jr.#	Simi Valley, Calif. (Grace Brethren)
96	Connor Assalley**	PK	6-0	195	Sr.#	Naperville, Ill. (Central)
96	J.R. Singleton	DL	6-2	288	Fr.	Gurnee, Ill. (Warren Township)
97	Drake Nettles	PK	5-11	181	Fr.#	Council Bluffs, Iowa (Lewis Central)

ALPHABETICAL

No.	Name	Pos.
82	Landen Akers***	WR
11	Chase Allen***	TE
84	Ezeriah Anderson	WR
14	Michal Antoine Jr.	DB
96	Connor Assalley**	PK
4	Arnold Azunna**	DB
18	Cordarius Bailey*	DE
3	JaQuan Bailey****	DE
90	Joshua Bailey	OT
56	Latrell Bankston	OL
14	Aidan Bouman	QB
21	Jirehl Brock	RB
36	Mason Cassady	DB
33	Mason Chambers	DB
10	Blake Clark*	QB
19	Beau Coberley	WR
43	Dae'Shawn Davis	LB
87	Easton Dean	TE
12	Hunter Dekkers	QB
52	Trevor Downing*	OL
48	Benjamin Dunkleberger	DB
13	Corey Dunn*	P
31	Virdel Edwards II	DB
12	Greg Eisworth II**	DB
49	Trey Fancher	LS
75	Sean Foster**	OL
16	Answer Gaye	DB
53	Derek Greiner	LB
59	Connor Guess	LS
28	Breece Hall*	RB
41	Koby Hathcock	LS
20	Aric Horne	LB
77	Robert Hudson*	OL
54	Jarrold Hufford	OL
35	Jake Hummel***	LB
38	Levi Hummel	LB
8	Xavier Hutchinson	WR
16	Daniel Jackson	WR
47	Kendell Jackson	LB
26	Anthony Johnson Jr.**	DB
62	Noah Juergensen	OL
29	Vonzell Kelley III	DB
19	Kym-Mani King*	DB
29	Alex Kleinow	DT
71	Alex Kleinow	DB
88	Charlie Kolar**	TE
94	Kyle Krezek	DT
13	Tayvonn Kyle*	DB
4	Johnnie Lang Jr.**	RB
18	Devin Larsen	QB
93	Isaiah Lee	TE
80	Skylar Loving-Black	DT
27	Craig McDonald	DB
9	Will McDonald IV*	DE
24	D.J. Miller Jr.*	DB
1	Tarique Milton**	WR
37	Jordyn Morgan	DB
97	Drake Nettles	PK
57	Colin Newell**	OL
3	Kene Nwangwu***	RB
93	Eddie Ogamba	PK
74	Hayden Pauls	OL
21	Cole Pedersen	LB
55	Zach Petersen**	DE
91	Blake Peterson	DE
10	Darien Porter	WR
90	Alex Probert	PK
15	Brock Purdy**	QB
76	Joey Ramos*	OL
72	Jake Remsburg	OL
65	Sam Rengert	OL
23	Parker Rickert	WR
7	Joe Rivera**	P
95	Tucker Robertson**	DT
25	Tyler Rodgers	DB
23	Mike Rose**	LB
68	Zach Ross	OL
43	Jared Rus	TE
9	Joe Scates*	WR
64	Derek Schweiger	OL
92	Matt Seres	DL
2	Sean Shaw Jr.*	WR
44	Cameron Shook	P
44	Dan Sichterman	TE
55	Darrell Simmons Jr.	OL
96	J.R. Singleton	DL
79	Mason Skovgard	OL
38	Ar'Quel Smith	LB
89	Dylan Soehner***	TE
17	Shane Starcevich	DB
45	Corey Suttle	DE
25	T.J. Tampa	DB
60	Owen Terwilliger	OL
67	Grant Treiber	OL
58	Eyioma Uwazurike***	DE
34	O'Rien Vance**	LB
32	Gerry Vaughn*	LB
6	Rory Walling*	RB
11	Lawrence White IV***	DB
17	Darren Wilson Jr.*	WR
44	Johnny Wilson	DE
2	Datrone Young**	DB
1	Isheem Young	DB
40	Hunter Zenzen	LB

DEPTH CHART

Offense

QB	15	**Brock Purdy (6-1, 212, Jr.)
	12	Hunter Dekkers (6-3, 234, Fr.) or
	14	Aidan Bouman (6-6, 242, Fr.)
RB	28	*Breece Hall (6-1, 215, So.)
	3	***Kene Nwangwu (6-1, 210, Sr.#) or
	4	**Johnnie Lang Jr. (5-8, 185, Jr.#) or
	21	Jirehl Brock (6-0, 200, Fr.#)
TE	88	**Charlie Kolar (6-6, 257, Jr.#) or
	11	***Chase Allen (6-7, 240, Sr.#) or
	87	Easton Dean (6-6, 251, Fr.#)
F	89	***Dylan Soehner (6-7, 272, Sr.#)
	43	Jared Rus (6-2, 232, So.#)
WRM	1	**Tarique Milton (5-11, 188, Jr.#)
	16	Daniel Jackson (6-2, 210, Fr.)
WRX	8	Xavier Hutchinson (6-3, 207, Jr.)
	9	*Joe Scates (6-2, 191, So.#)
WRZ	2	*Sean Shaw Jr. (6-6, 212, So.#)
	82	***Landen Akers (6-0, 191, Sr.#) or
	17	*Darren Wilson Jr. (6-3, 206, Jr.)
LT	75	**Sean Foster (6-8, 318, Sr.#) or
	67	Grant Treiber (6-6, 323, Fr.#)
LG	52	*Trevor Downing (6-4, 314, So.#) or
	55	Darrell Simmons Jr. (6-3, 306, Fr.#)
C	57	**Colin Newell (6-4, 304, Jr.#)
	55	Darrell Simmons Jr. (6-3, 306, Fr.#)
RG	77	*Robert Hudson (6-7, 360, Jr.#) or
	64	Derek Schweiger (6-3, 311, Jr.#)
RT	76	*Joey Ramos (6-5, 303, So.#) or
	72	Jake Remsburg (6-6, 315, Fr.#)

Special Teams

P	7	**Joe Rivera (6-2, 200, Sr.#) or
	13	*Corey Dunn (6-0, 198, Sr.#)
LS	59	Connor Guess (5-11, 223, So.#) or
	41	Koby Hathcock (5-10, 212, Fr.)
H	10	*Blake Clark (6-2, 199, So.#)

*letters earned; #has redshirted; returning starters in **bold**

Defense

E	55	**Zach Petersen (6-5, 267, Jr.)
	95	**Tucker Robertson (6-3, 296, Jr.#)
NG	93	Isaiah Lee (6-0, 301, So.#) or
	90	Joshua Bailey (6-2, 288, Sr.#)
DT	58	***Enyi Uwazurike (6-6, 310, Sr.#)
	56	Latrell Bankston (6-0, 301, Jr.)
E	3	***JaQuan Bailey (6-2, 261, Sr.#)
	9	*Will McDonald IV (6-4, 230, So.#)
WLB	35	***Jake Hummel (6-1, 228, Sr.)
	43	Dae'Shawn Davis (6-0, 218, Fr.#)
MLB	34	**O'Rien Vance (6-2, 248, Jr.#)
	32	*Gerry Vaughn (5-11, 225, So.#)
SLB	23	**Mike Rose (6-4, 245, Jr.)
	20	Aric Horne (6-1, 223, Fr.#)
Star	1	Isheem Young (5-10, 208, Fr.#) or
	4	**Arnold Azunna (6-0, 199, Sr.#)
FS	11	***Lawrence White IV (6-0, 197, Sr.#)
	19	*Kym-Mani King (5-10, 169, So.)
SS	12	**Greg Eisworth II (6-0, 198, Sr.#)
	24	*D.J. Miller Jr. (5-11, 176, So.)
LC	26	**Anthony Johnson Jr. (6-0, 192, Jr.)
	25	T.J. Tampa (6-2, 178, Fr.)
RC	13	*Tayvonn Kyle (5-11, 174, So.#)
	2	**Datrone Young (5-9, 170, Jr.#)

Special Teams

PK	96	**Connor Assalley (6-0, 195, Sr.#)
PR	12	**Greg Eisworth II (6-0, 198, Sr.#)
	1	**Tarique Milton (5-10, 188, Jr.#)
KR	3	***Kene Nwangwu (6-1, 210, Sr.#)

CAREER STARTS

Pos.	Name	GS
DE	JaQuan Bailey	43
LB	Mike Rose	32
QB	Brock Purdy	27
DE	Enyi Uwazurike	27
S	Greg Eisworth	27
S	Lawrence White	25
CB	Anthony Johnson	23
OL	Colin Newell	20
TE	Chase Allen	19
LB	O'Rien Vance	18
TE	Charlie Kolar	15
WR	Tarique Milton	14
OL	Trevor Downing	13
RB	Breece Hall	13
OL	Sean Foster	13
CB	Datrone Young	12
TE	Dylan Soehner	12
CB	Tayvonn Kyle	10
DE	Zach Petersen	9
WR	Xavier Hutchinson	6
OL	Derek Schweiger	6
DL	Isaiah Lee	6
LB	Jake Hummel	6
WR	Sean Shaw	5
OL	Darrell Simmons	5
RB	Johnnie Lang	5
OL	Joey Ramos	4
DB	Arnold Azunna	3
DB	Isheem Young	3
WR	Landen Akers	3
RB	Kene Nwangwu	2
OL	Jake Remsburg	2

ACTIVE START STREAKS

Pos.	Name	Starts
LB	Mike Rose	32
QB	Brock Purdy	27
CB	Anthony Johnson	22
DE	Enyi Uwazurike	20
S	Lawrence White	19
RB	Breece Hall	13
LB	O'Rien Vance	12
S	Greg Eisworth	10
OL	Colin Newell	7
WR	Xavier Hutchinson	6
OL	Sean Foster	6
OL	Derek Schweiger	6
DL	JaQuan Bailey	6
DL	Isaiah Lee	6
LB	Jake Hummel	6
OL	Darrell Simmons	5
TE	Dylan Soehner	3
WR	Sean Shaw	3
OL	Jake Remsburg	2
S	Isheem Young	1
WR	Landen Akers	1
CB	Datrone Young	1

MIDAMERICAN ENERGY FIELD AT JACK TRICE STADIUM



MIDAMERICAN ENERGY FIELD AT JACK TRICE STADIUM

MidAmerican Energy Field at Jack Trice Stadium has proven to be one of the most outstanding football structures in the country in its 46-year existence. With its remarkable sight lines and numerous renovations throughout the years to enhance the game day atmosphere, the stadium ranks as one of the nation's best football venues.

The 61,500-seat stadium is the third-largest in the Big 12 Conference. Construction on the stadium started on Oct. 26, 1973 with the first game in the facility played on Sept. 20, 1975. It was officially dedicated as Jack Trice Stadium in 1997 in honor of Jack Trice, Iowa State's first African-American student-athlete who died tragically from injuries in a football game in 1923. Iowa State is the only FBS school in the nation to have a stadium name dedicated to an African-American.



WHO WAS JACK TRICE?

Jack Trice was born in Hiram, Ohio in 1902. Trice attended East Tech High School in Cleveland, where he was a star athlete. When his football coach, Sam Willaman, was named head coach at Iowa State, Trice and six other athletes followed him west, as Trice became the first African-American student-athlete in Iowa State history. Trice majored in animal husbandry and his goal was to settle in the South after his graduation and help the black farmers of that area. He was a very studious young man and despite his participation in intercollegiate athletics, Trice managed to pass 45 college credits with a 90 percent average. Because there were no athletic

scholarships granted in those days, he worked odd jobs to finance his education and support his wife and mother.

On the gridiron, Trice was a stellar performer in the interior line in 1923. His promising career abruptly ended, however. Trice played in the season-opener, a 14-6 win over Simpson in Ames. He traveled to Minneapolis the following weekend to face a strong Gopher squad. It was during intermission that Trice began to complain of a sore left shoulder, but nevertheless, returned to action in the second half. Midway through the third quarter, a frustrated Minnesota team ran a play off left tackle. Trice immediately saw that he wouldn't be able to reach the ball carrier, so he threw himself in front of the Minnesota interference in a roll block. He was toppled over on his back and trampled on.

Trice wanted to continue playing but never returned to the game. Doctors at a Minneapolis hospital allowed Trice to return to Ames with the team, which lost the game 20-17. They declared his condition not so serious. Trice rode back on a pullman coach. He rested his body on a straw mattress and was immediately taken to the university hospital upon his arrival in Ames. There, doctors discovered a broken collarbone Trice had sustained during the first half of the contest. His condition worsened as he developed respiratory problems Sunday afternoon, and a stomach specialist from Des Moines was summoned. Dr. Oliver Fay decided that surgery would be too risky, so no operation was performed.

At 3 p.m. on Monday, Oct. 8, 1923, Jack Trice died of hemorrhaged lungs and internal bleeding throughout the abdomen. The following Tuesday, classes

were postponed and a funeral service was held before 4,000 students and faculty members on the central grounds of campus.

A letter written by Jack Trice to himself on the eve of the Minnesota game was found in his coat pocket the day of his funeral. The contents of that letter were divulged before the 4,000 mourners. It read:

"My thoughts just before the first real college game of my life: The honor of my race, family and self is at stake. Everyone is expecting me to do big things. I will. My whole body and soul are to be thrown recklessly about the field. Every time the ball is snapped, I will be trying to do more than my part. Fight low, with your eyes open and toward the play. Watch out for crossbucks and reverse end runs. Be on your toes every minute if you expect to make good. Jack."

A memorial scholarship was created, and a memorial to Trice is located on the east concourse of the football stadium as you enter the Jack Trice Club. A statue in his honor was unveiled in 1987 and currently resides on central campus.


Iowa State unveiled its new stadium in 1975 and it was originally named Cyclone Stadium. Gradually, the Trice story started to become more prevalent.

A strong push from students and alumni to dedicate the stadium in honor of Trice gained traction in the early 1980s. Iowa State President Dr. Robert Parks announced the facility name would change to Cyclone Stadium at Jack Trice Field prior to the 1984 season.

A groundswell of support for Trice continued, however. Supporters felt Trice's name should be the primary focus of the stadium. Finally, in 1997, President Dr. Martin Jischke officially dedicated Iowa State's football playground as Jack Trice Stadium.

JACK TRICE STADIUM QUICK FACTS

- **First Game:** Sept. 20, 1975 (Iowa State 17, Air Force 12)
- **Capacity:** Holds 61,500, the third largest facility in the Big 12 Conference.
- **Attendance Record:** 61,500, eight times.
- **Season Attendance Record:** 59,794 in 2019.
- **Naming History:** 1975-83, Cyclone Stadium; 1984-96, Cyclone Stadium at Jack Trice Field; 1997-2017, Jack Trice Stadium; 2018-present, MidAmerican Energy Field at Jack Trice Stadium.
- **Playing Surface:** Natural grass constructed in 1996. Renovated in 2008 with sod from Wisconsin.
- **Vitals:** 100% Kentucky Bluegrass, mowed 3-4 times a week at 1.25". Total grass area is 93,000 square feet.
- **Awards:** College Football Field of the Year by the Sports Turf Managers Association (STMA) in 1996 and 2012.
- **Highest Season Win Total:** 6-1 in 2002 and 2018.
- **Place In History:** Jack Trice Stadium is the only FBS stadium in the nation named after an African-American.



FROM THE NOTEBOOK

CYCLONES BY THE NUMBERS

- 0** Turnovers in the red zone by Brock Purdy in his career to go along with 43 TDs (28 passing, 15 rushing).
- 1** Where Breece Hall ranks nationally in rushing yards per game (150.2) - Minimum 3 games played.
- 2** Where ISU ranks in the Big 12 in conference wins since 2017 with 20, second only to Oklahoma (27).
- 6** Games Breece Hall has rushed for 100+ yards and scored a TD, leading the nation in 100-yard games.
- 6.9** Average yards per play by ISU vs. Big 12 opponents, ranking No. 1 in the league.
- 7** Wins over ranked opponents by Iowa State since 2017, 29.1 pct. of ISU's 24 all-time wins over rated foes.
- 12** Career TD catches by TE Charlie Kolar, the second-most by a TE and tying for 9th all-time in Cyclone history.
- 13** Wins in October since 2017, the second-most by a "Power 5" school during that span (Alabama-14).
- 20.2** Iowa State's defensive scoring average excluding five non-offensive touchdowns allowed this season.
- 21** Touchdowns by Breece Hall in his last 14 games. Hall ranks second nationally in rushing TDs this year with 11.
- 23** School records Brock Purdy has set or tied in his career (game, season, career).
- 32** Consecutive starts by Mike Rose, the best active streak on the team. Rose has started every game in his career.
- 42.5** Career TFL JaQuan Bailey, the most in school history and third-best total by an active FBS player.
- 50** Career TD passes by Brock Purdy, tying for first all-time in Cyclone history.

LAST TIME OUT

- Iowa State improved to 4-1 in league play for only the second time in school history in a 52-22 victory at Kansas on Saturday.
- The Cyclones dominated the game, outgaining the Jayhawks, 552-240.
- The win improved ISU's record in the month of October since 2017 to 13-2 and it was the sixth-straight victory over KU, the third-longest streak vs. a conference opponent.
- The win was ISU's 20th league triumph since 2017, the second-best total in the league during that span.
- It was also Matt Campbell's 22nd Big 12 Conference victory, tying for second for most league wins by a head coach in school history.
- ISU rushed for a season-high 258 yards, the fourth-time this year the Cyclones eclipsed the 200-yard rushing plateau.
- Iowa State had four rushing TDs, marking the sixth time the Cyclones have rushed for two or more TDs in a game this year.
- RB Breece Hall continued his ground assault, tying his career best with 185 rushing yards and two TDs.
- It was Hall's sixth-straight 100-yard rushing game, the third-longest streak in school history.
- Hall recorded his fourth multi-TD game of the season with at least one TD in all six games.
- QB Brock Purdy completed 23-of-34 passes for 239 yards and a pair of TDs.
- Purdy broke/equaled the 23rd school record of his career by recording his 50th career TD pass.
- WR Xavier Hutchinson set a career best with 87 receiving yards and a TD and WR Landen Akers tallied career highs in catches (6) and receiving yards (76).
- TE Charlie Kolar had three catches for 31 yards and a TD. It was Kolar's 12th career TD catch, tying for ninth on ISU's career list.
- RB Kene Nwangwu also had 57 rushing yards and a TD.
- DE JaQuan Bailey had four tackles, 1.5 sacks and 2.5 TFL, improving his ISU career record total in sacks (23.5) and TFL (42.5).
- DB Greg Eisworth had two tackles and two takeaways with an interception and fumble recovery.

STANDINGS

School	Big 12	Overall
1. Iowa State	4-1	4-2
Kansas State	4-1	4-2
3. Oklahoma State	3-1	4-1
4. West Virginia	3-2	4-2
Oklahoma	3-2	4-2
Texas	3-2	4-2
7. TCU	2-3	2-3
8. Baylor	1-3	1-3
9. Texas Tech	1-4	2-4
10. Kansas	0-5	0-6

HONORS

Offensive Player of the Week

Breece Hall vs. Oklahoma (Oct. 5)

Breece Hall vs. Oklahoma State (Oct. 26)

Defensive Player of the Week

JaQuan Bailey vs. TCU (Sept. 28)

CAMPBELL ONE OF ISU'S BEST COACHES

- Head coach Matt Campbell has turned Iowa State into a winner in his tenure with the Cyclones.
- Campbell has a 30-27 overall record for a .526 winning percentage.
- In the modern era (1920-present) Campbell is one of three coaches in school history to maintain a .500 winning percentage.
- Campbell began his ISU career with an 1-8 mark and has a 29-19 record since.
- Campbell is the only coach in school history to defeat every team in the league during their tenure and is 22-13 vs. conference teams in his last 35 games.

Top ISU Coaches Overall Winning Pct. (1928-)

Coach	Pct.
Earle Bruce (1973-78)	.529 (36-32)
Matt Campbell (2016-)	.526 (30-27)
Mike Michalske (1942-46)	.500 (18-18)

Top ISU Coaches League Winning Pct. (1928-)

Coach	Pct.
Matt Campbell (2016-)	.537 (22-19)
Mike Michalske (1942-46)	.474 (8-9-2)
Earle Bruce (1973-78)	.429 (18-24)

Overall League Wins By ISU Coaches (1928-)

Coach	Wins
Dan McCarney (1995-2006)	27-68
Matt Campbell (2016-)	22-19
Clay Stapleton (1958-67)	22-43-2
Earle Bruce (1973-78)	18-24

Most Conference Wins In Four-Year Period

Period	Win-Loss
2017-20	20-12
2016-19	18-18
1976-79	15-13

FROM THE NOTEBOOK

ISU AS A RANKED TEAM

- Iowa State will play as a ranked team for the fifth time this season.
- ISU is 20-25-2 all-time as a ranked team and head coach Matt Campbell has seven victories while the Cyclones were in the AP Top-25, the most by any coach in school history.
- This will be the 15th time ISU has played as a ranked team since 2017. ISU competed as a ranked team just nine times from 1982-2016.

DEFENSIVE NOTES

- The Cyclone defense has improved dramatically since 2017. With the ability to use multiple formations without substitutions, ISU DC Jon Heacock has created a defensive master plan that other teams have mimicked.
- The Cyclones have limited opponents to under 300 yards of total offense 13 times since 2017, including eight vs. Big 12 teams.
- ISU's defense is allowing 20.2 points per game this season not including five non-offensive touchdowns allowed.
- Since 2017, ISU has tallied six or more sacks in a game five times, including a six-sack effort vs. TCU this year.
- ISU also had five sacks vs. Kansas and is third in the Big 12 and 20th nationally in sacks per game at 3.0.
- ISU ranks 21st nationally in tackles for loss, averaging 7.8 TFL pg.
- The Cyclones have registered 7.0 or more TFL in five of six games, including a season-high 11.0 vs. Kansas.
- The Cyclone defense has been stout against the run, limiting opponents to just 114.7 rushing yards per game to rank 23rd nationally and third in the Big 12.
- ISU is holding opponents to 3.14 yards per rush, ranking 15th nationally.
- Heacock noted at the beginning of the season ISU needed to improve on third-down conversion defense. So far so good, as the Cyclone rank in the top-40 nationally at 36.0 pct. (2016: 45%, 2017: 41%, 2018: 42%, 2019: 41%).
- ISU held TTU to 0-for-10 on third downs, the second-best effort since 1983.
- ISU has allowed just six rushing TDs on the year, third in the Big 12.
- ISU is the top red zone defense in the Big 12 and ranks 23rd nationally at 76.5 percent (13-17).

DEFENSIVE IMPROVEMENT

BIG 12 DEFENSIVE AVERAGES (RANK)

Year	Scoring Def.	Total Def.
2013	36.0 (10th)	463.1 (10th)
2014	38.8 (9th)	528.9 (10th)
2015	32.7 (8th)	454.3 (8th)
<i>Campbell Hired</i>		
2016	31.3 (7th)	452.9 (8th)
2017	20.9 (2nd)	366.2 (3rd)
2018	22.9 (1st)	351.0 (2nd)
2019	25.9 (3rd)	369.3 (5th)
2020	26.0 (5th)	359.2 (4th)

OFFENSIVE NOTES

- ISU has tallied over 400 yards of total offense in four of six games this season.
- ISU reached over 400 yards of total offense in 14 of its last 19 games dating back to last season.
- ISU averaged 8.3 yards per play vs. TCU, gaining 423 yards on just 51 plays.
- With just 51 plays on offense vs. TCU, it marked the first time ISU won a game with that few of plays since San Diego State in 1978.
- ISU controlled the ball for a total of 40:51 vs. Texas Tech, the third-highest effort since 1982.
- ISU is averaging 433.3 yards of total offense, on pace to rank third nationally in school history, and 6.47 yards per play, ranking second in the Big 12.
- In Big 12 games only, ISU leads the league in yards per play at 6.9 and is third in the league in total offense (459.4).
- After zero plays of over 20 yards vs. Louisiana, ISU has recorded 29 plays of 20+ yards in the last five games (Big 12 games).
- The Cyclone ground game has been impressive, averaging 200.7 yards per game to lead the Big 12 and rank 23rd nationally.
- ISU has rushed for over 200 yards in four of six games, including three-straight for the first time since 2015 and the first three-game stretch in league play since 2009.
- In league games, ISU is second in rushing offense at 209.2 with a league-best 15 rushing TDs.
- Efficiency has been key in the rushing game. ISU is third in the nation - teams playing more than three games - in yards per rush (5.84) and 10th nationally in rushing TDs (17).
- ISU has been over 135 yards rushing and had at least two rushing TDs in every game this season.

IN THE POLLS

Week	AP	Coaches	CFP
Preseason	23rd	25th	
Sept. 12	23rd	25th	
Sept. 19	RV	RV	
Sept. 26	---	---	
Oct. 3	---	---	
Oct. 10	24th	24th	
Oct. 17	20th	20th	
Oct. 24	17th	18th	
Oct. 31	23rd	22nd	
Nov. 7	17th	17th	
Nov. 14	---	---	
Nov. 21	---	---	---
Nov. 27	---	---	---
Dec. 5	---	---	---
Final	---	---	---

NATIONAL POLLS

A.P. (Nov. 1)	Coaches (Nov. 1)
1. Clemson	1. Clemson
2. Alabama	2. Alabama
3. Ohio State	3. Ohio State
4. Notre Dame	4. Notre Dame
5. Georgia	5. Georgia
6. Cincinnati	6. Cincinnati
7. Texas A&M	7. Texas A&M
8. Florida	8. Florida
9. BYU	9. BYU
10. Wisconsin	10. Miami
11. Miami	11. Wisconsin
12. Oregon	12. Oklahoma State
13. Indiana	13. Indiana
14. Oklahoma State	14. Oregon
15. Coastal Carolina	15. Marshall
16. Marshall	16. Coastal Carolina
17. Iowa State	17. Iowa State
18. SMU	18. SMU
19. Oklahoma	19. Oklahoma
20. USC	20. USC
21. Boise State	21. Auburn
22. Texas	22. Army
23. Michigan	23. Boise State
24. Auburn	24. North Carolina
25. Liberty	25. Michigan

JUST THE FACTS ON BROCK PURDY

- Brock Purdy is 18-10 as the Cyclone QB, including a 15-6 mark vs. Big 12 teams, the most victories by a Cyclone signal-caller vs. league competition in school history. Is the only QB in ISU history to own a win over every team in the league.
- Purdy, who is a member of five preseason watch lists, was a Second-Team All-Big 12 selection in 2019, the first Cyclone QB since Seneca Wallace (2002) to earn first- or second-team All-Big 12 accolades.
- In ISU's last 28 games (Purdy era), the Cyclones are averaging 428.6 yards of total offense (12,001) and 31.8 points (891).
- Currently owns/shares 23 school records (game, season, career).
- Purdy had one of the most prolific seasons by an Iowa State signal-caller in school history in 2019, setting season school records in passing yardage (3,982), passing TDs (27), completions (312), total offense (4,231) and 300-yard passing games (6). He ranked in the top-6 nationally in passing yardage (4th, 306.3), total offense (5th, 325.5) and completions (6th, 24.0).
- Purdy has never had a turnover in the red zone in his career: 51-90 passing (56.7%) for 404 yards, 28 TD passes, 143 rushing yards, 15 rushing TDs, 0 interceptions, 0 fumbles.
- Completed 14 passes of 50+ yards in his career.
- Had at least two TDs (rushing or passing) in 21 of last 28 games.
- Led ISU to five 4th-quarter comeback victories in career (Kansas State in 2018; UNI, Texas, Kansas in 2019, Oklahoma in 2020).
- 12 times in the last 28 games Purdy has completed 70 pct. of his passes (minimum 20 attempts).
- A Cyclone QB has completed over 78.0 pct. of their passes (min. 15 attempts) in a game 13 times in school history. Purdy has done it four times.
- Recorded his 10th 300-yard passing game of his career vs. Texas Tech (302), tying for the seventh-most completions in a game with 32.
- Has five games with four or more TDs responsible in his career: (2018, Oklahoma State, 5; 2019, ULM, 6, TCU, 4, Oklahoma, 6, Kansas, 5).
- Owns four of the top 11 passing games in school history (No. 3 435 vs. ULM; No.

6 382 vs. Oklahoma State; No. 8 378 vs. Texas Tech; and No. 11 372 vs. Kansas).

- Career school records Purdy is pursuing: Passing Yards (2nd, 7,545), Completions (3rd, 578), Total Offense (2nd, 8,241), Rushing TDs by a QB (2nd, 16), Wins by a QB (2nd, 18).

BROCK PURDY SCHOOL RECORDS (23) SINGLE-GAME RECORDS

Passing TDs: 5 vs. Oklahoma, 2019
Total Offense: 510 vs. ULM, 2019
TDs Responsible For: 6 vs. ULM & OU, 2019
Completions: 39 vs. Oklahoma State, 2019
Passing Att.: 62 vs. Oklahoma State, 2019
Passing Yards (Half): 308 vs. Texas Tech, 2019
Passing Yards (Quarter): 207 vs. ULM, 2019

SEASON RECORDS

300-Yard Passing Games: 6 in 2019
Passing Yards: 3,982 in 2019
Completions: 312 in 2019
Passing Attempts: 475 in 2019
Passing Touchdowns: 27 in 2019
Total Offense: 4,231 in 2019
Offensive Plays: 568 in 2019
Touchdowns Responsible: 35 in 2019
Completion Pct.: 66.4 in 2018
Passing Efficiency: 169.9 in 2018

CAREER RECORDS

300-yard Passing Games: 10
Pass Efficiency: 150.8
Consec. Games with TD Pass: 12
QB Wins vs. League Opponents: 15
Touchdowns Responsible: 66
Touchdown Passes: 50

NCAA Active Passing YPG Leaders

1. Dillon Gabriel, UCF	324.2
2. Sam Howell, North Carolina	288.8
3. Jack Abraham, Southern Miss.	261.7
4. Brock Purdy, Iowa State	260.2
5. Shane Buechele, SMU	251.0

Purdy 20+ Yard Passing

Year	20	30	40	50	60	70	80
2018	18	7	5	4	2	0	1
2019	37	8	3	0	2	3	1
2020	8	2	3	0	1	0	0
Totals	63	17	11	4	5	3	2

KOLAR LEADS TALENTED TIGHT END UNIT

- Junior tight end Charlie Kolar made history in 2019 by becoming Iowa State's first All-American and Academic All-American, earning Second-Team All-America honors by the FWAA and First-Team Academic All-America accolades by CoSIDA.
- Kolar, who was one of eight semifinalists for the Mackey Award in 2019 and is on

the preseason watch list for the award this year, led all Big 12 tight ends in receptions (51), receiving yards (697) and receiving TDs (7) in 2019. His 697 receiving yards broke ISU's season record for tight ends.

- Kolar missed the season-opener while nursing a lower body injury but returned and has 20 catches for 219 yards and two TDs in the last five games.
- Kolar ranks seventh nationally among TEs in catches per game (minimum three games played) at 4.0.
- Here is where Kolar ranks among tight ends on ISU's career record list: Receiving Yards (3rd, 1,053), Receiving TDs (2nd, 12) and Receptions (4th, 82).
- His 12 career TD catches ties for ninth all-time in school history.
- Kolar is among a trio of outstanding tight ends contributing for the Cyclones. Along with seniors Chase Allen (40 catches, 448 yards, 3 TDs) and Dylan Soehner (14 catches, 164 yards, 1 TD), the Cyclone tight end unit has a combined 136 receptions, 1,665 yards and 16 TDs.
- In the last two seasons (last 19 games), Kolar, Allen and Soehner have a combined 112 receptions, 1,405 receiving yards and 13 TDs.
- Against Texas Tech, the trio combined for 10 catches for 122 yards and two TDs.

Recent Iowa State TE Production

Year	Rec.	Yds.	TDs
2015	6	71	0
2016	7	68	0
2017	5	44	0
2018	25	266	4
2019	75	971	10
2020	37	434	3

NCAA TE Rec. Per Game Leaders (Min. 3)

1. Hunter Long, Boston College	5.9
2. Kyle Pitts, Florida	5.5
3. Jalen Wydermyer, Texas A&M	5.0
4. Sean Dykes, Memphis	5.0
5. Arik Gilbert, LSU	4.4
6. Ben Bresnahan, Vanderbilt	4.3
7. Charlie Kolar, Iowa State	4.0

BAILEY IS ALL-TIME SACK LEADER

- Senior JaQuan Bailey will go down as one of the best DEs in Iowa State history. The two-time All-Big 12 choice is a member of the Nagurski Trophy watch list.

FROM THE NOTEBOOK

- Bailey is back for his fifth season after suffering a season-ending injury in the fourth game of 2019.
- His career 23.5 sacks is the best in school history and second among active FBS players.
- Bailey is also ISU's all-time leader in TFL with 42.5, the third-best active total among FBS players.
- Bailey had a huge game vs. TCU, tying the school record with 3.5 sacks, all in the first half, to earn Big 12 Defensive PoW honors.
- He also tied the school mark with 4.0 TFL vs. the Horned Frogs.
- Bailey has the second-most sacks in the Big 12 (5.0) and is third in the league in sacks per game (0.83).
- Bailey has the second-most TFL in the Big 12 (11.0)- third-most nationally- and is third in the league in TFL per game at 1.83, ranking 11th nationally. He's registered at least 1.0 TFL in five of six games this season.

NCAA Active Career Sack Leaders

1. Quincy Roche, Miami	28.5
2. JaQuan Bailey, Iowa State	23.5
3. Justus Reed, Virginia Tech	22.0

NCAA Active Career TFL Leaders

1. Quincy Roche, Miami	49.0
2. Colin Schooler, Texas Tech	46.5
3. JaQuan Bailey, Iowa State	42.5

NCAA Season TFL Leaders

1. Justin Rice, Arkansas	12.5
2. Joseph Ossai, Texas	12.5
3. JaQuan Bailey, Iowa State	11.0

BREECE "THE BEAST" HALL

- Since Breece Hall took over as ISU's primary ball-carrier in the sixth game of the 2019 season, he has been one of the most productive running backs in the nation.
- During that span (14 games), Hall is averaging 122.4 yards (1,714), 144.8 scrimmage yards (2,027) with 21 TDs.
- This year, Hall has already proven a contender for the Doak Walker Award and All-America honors.
- He currently leads the nation in rushing yards per game - minimum three games played - (150.2), 100-yard rushing games (6), multi-TD games (4) and 50+ yard runs (4).
- His current streak of six-straight games with 100 rushing yards is the third-best string in school history.

- Hall joins Adrian Peterson (Oklahoma), Tevin Coleman (Indiana), Leonard Fournette (LSU) and Bryce Love (Stanford) as the only five players in the last 15 years to have 100 rushing yards and a rush TD in each of the first six games of the season.
- Hall has 10 100-yard rushing efforts in his career, tying for eighth in school history.
- Hall also leads the Big 12 and is tied for second nationally in rushing TDs (11), scoring a TD in all six games, which ties for the sixth-longest streak in school history.
- Against Oklahoma State, Hall rushed for a career-high 185 yards and a TD. He had two runs of over 65 yards, marking the second time in his career he had two 50+ yard plays from scrimmage in a game (Texas Tech in 2019).
- Equaled his career best the following week vs. Kansas with 185 rushing yards and two TDs.
- Hall had 154 rushing yards and tied a career best with three rushing TDs vs. TCU.
- Was instrumental in the Oklahoma win with 139 yards and two TDs. His eight-yard TD rush late in the fourth quarter was the winning score.
- Two-time winner of Big 12 Player of the Week (Oklahoma, Oklahoma State).
- Has five 50-yard rushes in his career.
- In 13 of the last 14 games, Hall has gone over 100 yards from scrimmage.
- In 356 career touches, has just one fumble.
- Tallied four games with multiple TDs in 2020 and has eight in the last 14 games.
- Has posted 17 20+ yard rushes in career, including nine this season.
- His four runs of 50+ yards this season is the most in the NCAA.
- Avg. 6.72 yards per carry this year, which is on pace to set the school mark.
- Avg. 5.62 yards per carry in his career, also on pace to be the best in school history.

Where Does Breece Hall Rank? (Min. 3 gms)

Category	Total	Big 12	NCAA
Rushing Per Game	150.2	1st	1st
Rushing Yards	901	1st	2nd
Yards Per Carry	6.72	1st	5th
Rushing TDs	11	1st	2nd
Total TDs	11	1st	3rd
Scoring	66	1st	4th

100-Yd Games	6	1st	1st
Multi-TD Games	4	1st	1st
First Down Rushes	39	1st	5th
Yards After Contact	525	1st	4th
Missed Tackles	31	1st	10th
Rushes of 50+ Yds	4	1st	1st
Rushes of 20+ Yds	9	1st	3rd

NCAA Rushing Leaders (Min. 3 gms)

1. Breece Hall, Iowa State	150.2
2. Khalil Herbert, Virginia Tech	133.8

NCAA Leaders in 100-Yard Rushing Games

1. Breece Hall, Iowa State	6
2. Khalil Herbert, Virginia Tech	5
Spencer Brown, UAB	5

NCAA Rushing TD Leaders

1. Najee Harris, Alabama	14
T2. Breece Hall, Iowa State	11

SEASON MILESTONES

- When Iowa State defeated No. 18 Oklahoma (37-30) on Oct. 3, it marked the first time in 60 years (1960) the Cyclones beat the Sooners in Ames.
- Iowa State started 3-0 in league play for just the second time in Big 12 history and only the fifth time overall (1931, 1938, 1949, 2002, 2020).
- Began a league season at 4-1 for only the second time in school history (2017).
- Brock Purdy became the first QB in ISU history to lead the Cyclones to victory over every opponent in the league in a career after knocking off Oklahoma.
- Iowa State defeated Texas Tech for the fifth-straight time and Kansas for the sixth-straight time, two of the top-four conference opponent winning streaks in school history.
- Head coach Matt Campbell broke school records for most games coached as a ranked team (14) and most wins as a ranked team (7).
- In the Texas Tech win, Iowa State recorded its 2nd-best third-down conversion defense total (0-10) and third-best time of possession game (40:51) since 1982.
- ISU had 11 different receivers catch a pass vs. Texas Tech, tying for the third-best single-game total in school history.
- Went 3-1 in October to improve its record in the month since 2017 to 13-2, the second-most wins by a "Power 5" school (Alabama-14) during that span.
- Scored 52 points at Kansas, the second-most points vs. a league opponent in the Matt Campbell era (66 vs. TTU in 2016).

PROGRAM IMPROVEMENT SINCE 2017

- Iowa State has registered three-straight winning seasons and appeared in three-straight bowl games for just the second time in school history (2000-02). It was the first time since 1976-78 that Iowa State reeled off three-straight winning seasons.
- Iowa State finished above .500 in conference play in three-straight seasons. ISU has just four winning seasons in league play in the Big 12 era (2000, 2017, 2018, 2019).
- Iowa State tied for third in the Big 12 Conference in the last two seasons, marking just the fourth and fifth time ISU placed third or better in conference play in the last 60 years (1959, 1977, 1978, 2018, 2019).
- Iowa State posted 23 wins from 2017-19, one win shy from the school-record three-year winning stretch (24 wins) from 1976-78.
- Iowa State has appeared in the College Football Playoff rankings in each of the last three seasons (2017-19), joining Oklahoma as the only two Big 12 teams to do so.
- Iowa State has appeared in the CFP rankings a total of 11 weeks since 2017, ranking third in the Big 12.
- Iowa State has won 16 games in Jack Trice Stadium from 2017-20.
- Tallied seven wins over AP Top-25 opponents. ISU has 24 victories over AP Top-25 opponents in the 128 years of the program.
- Owns three victories over teams rated in the top-6 nationally since 2017.
- Owns seven victories since 2017 where ISU trailed or was tied in the fourth quarter.
- Has 11 victories on the road since 2017.
- Recorded three of Iowa State's nine all-time wins over ranked opponents on the road.
- Has a victory over every opponent in the Big 12 since 2017, marking the first time in school history that an ISU head coach (Matt Campbell) has beaten every league team during their tenure.
- Ranked in the top-three in the Big 12 in scoring defense from 2017-19.
- Produced five All-Americans (Joel Lanning, David Montgomery, Hakeem Butler, Brian Peavy, Charlie Kolar) since 2017. ISU had just three All-Americans from 1997-2016.

- Has 20 Big 12 wins since 2017, the best four-year conference winning period in school history. It also ties for the second-most in the league during that span.

Most Conference Wins Since 2017- Big 12

1.	Oklahoma	27
2.	Iowa State	20
	Texas	20
4.	Kansas State	17
	Oklahoma State	17

KEEPING IT CLOSE

- With Matt Campbell at the helm, Iowa State has been able to have a chance for victory every Saturday.
- Since 2017, ISU has been defeated by over 14 points just twice (Notre Dame, Louisiana).
- In 8 of ISU's 18 losses since 2017, the Cyclones have led or were tied in the 4th quarter.
- ISU has played in 21 one-score games since 2017.
- The Cyclones have accumulated seven victories since 2017 where the game was tied or ISU trailed in the 4th quarter.

BEATING THE BEST

- Iowa State's improvement since 2017 has resulted in plenty of wins over nationally ranked teams.
- Since 2017, Iowa State has seven wins overall vs. Top-25 teams, three vs. Top-6 teams and three vs. top-25 teams on the road.
- Seven of Iowa State's 24 all-time wins over ranked opponents have occurred since 2017.
- ISU has nine wins in school history over ranked teams on the road with three occurring since 2017 (Oklahoma, Memphis, Oklahoma State).
- ISU owns just four wins over top-6 opponents in school history with three of them occurring since 2017 (Oklahoma, TCU, West Virginia).

ROAD WARRIORS

- Iowa State has been successful competing on the road recently.
- From 2006-16, the Cyclones were 12-47 on the road
- Since 2017, ISU has an 11-9 record in road games.
- ISU has nine road wins vs. conference

opponents since 2017. ISU had two Big 12 road victories from 2013-16.

- In 2017, Iowa State broke its school record for most victories on the road by going 5-2.
- Three of ISU's nine all-time wins vs. ranked opponents on the road have occurred since 2017.

MULTIPLE PLAYERS ON AWARD LISTS

- Iowa State set a record by having eight individuals appear on 14 different preseason award watch lists.
- Brock Purdy: Maxwell Award, Manning Award, Davey O'Brien Award, Johnny Unitas Golden Arm Award, Wuerffel Trophy.
- Greg Esworth: Bednarik Award, Nagurski Trophy, Jim Thorpe Award.
- Charlie Kolar: Mackey Award, Biletnikoff Award.
- Mike Rose: Butkus Award
- Breece Hall: Doak Walker Award
- JaQuan Bailey: Nagurski Trophy
- Joe Rivera: Ray Guy Award
- Colin Newell: Rimington Trophy

JACK TRICE PATCHES

- Iowa State will honor its past and raise awareness for social injustice in college athletics by wearing patches dedicated to Jack Trice.
- Jack Trice, who was Iowa State's first black student-athlete, died tragically from injuries suffered in his second football game in 1923.
- The patch design is similar to the jersey Trice wore during his time at Iowa State.

QUARTERBACKS

15 BROCK PURDY

**QB, 6-1, 212, Jr.
Gilbert, Ariz.**

Maxwell Award, Davey O'Brien Award, Manning Award, Johnny Unitas Golden Arm Award and Wuerffel Trophy watch list member ... 2nd-team All-Big 12 (C, AP) in 2019 ... has a 18-10 record as QB, including an 15-6 mark vs. Big 12 competition, the most by a Cyclone QB vs. league competition ... has a win vs. every team in the Big 12 ... currently owns/shares 23 school records (game, season, career) ... has completed over 70 percent of his passes in a game 12 times in his career ... had an active streak of 117 passes without an interception end vs. Oklahoma State, the eighth-best streak in school history ... tallied his 10th career 300-yard passing game vs. Texas Tech (302), completing 32 passes, tying for the seventh-most completions in school history ... was 18-of-23 for 211 yards and a TD in the win over TCU ... career in the red zone: 51-90 (56.7%), 404 yards, 28 TDs, 0 INT, 143 rushing yards, 15 TDs, 0 fumbles lost ... ISU's career leader in passing efficiency (150.8), 300-yard passing games (10), touchdowns responsible (66) and touchdown passes (50) ... tallied six wins in career where the game was tied (1) or ISU was trailing (5) in the fourth quarter ... career records Purdy is pursuing: passing yards (2nd, 7,545), completions (3rd, 578), total offense (2nd, 8,241), rushing TDs by a QB (2nd, 16) ... has 25 40+ yard completions in career, including 14 of 50+ yards ... had at least two TDs (rushing or passing) in 21 of last 28 games ... only player in school history with four games of five or more TDs responsible for (5- OSU in 2018, 6- ULM/OU, 5-KU in 2019) ... named Gatorade Player of the Year in Arizona in 2017 after breaking Class 6A records in passing yardage (4,405) and TD passes (57) ... father, Shawn, played minor league baseball from 1991-98 and collegiately at Miami (Fla.) ... active member of the FCA.

CAREER STATISTICS

Passing

Year	G	Att.	Com.	Int.	Pct.	Yds.	TD	Eff.
2018	10	220	146	7	66.4	2250	16	169.9
2019	13	475	312	9	65.7	3982	27	151.1
2020	6	193	120	3	62.2	1313	7	128.2
Career	29	888	578	19	65.1	7545	50	150.8

Rushing

Year	G	Car.	Yds.	Avg.	TD	Long
2018	10	100	308	3.1	5	29
2019	13	93	249	2.7	8	44
2020	6	43	139	3.2	3	19
Career	29	236	696	2.9	16	44

CAREER BESTS

Completions: 39 vs. Oklahoma State, 10/26/19
Passing Yards: 435 vs. ULM, 9/21/19
Touchdown Passes: 5 vs. Oklahoma, 11/9/19
Rushing Yards: 102 vs. TCU, 10/5/19
Rushing Touchdowns: 3 vs. ULM, 9/21/19

2018

Opp.	C-A-I	Yds.	TD	Car.	Yds.	TD
Akron	0-0-0	0	0	1	-1	0
Okla. St.	18-23-1	318	4	19	84	1
West. Vir.	18-25-1	254	3	11	39	0
Tex. Tech	13-27-0	250	2	14	47	0
Kansas	16-23-0	263	3	10	27	0
Baylor	18-23-0	230	1	12	56	1
Texas	10-23-1	130	0	9	-11	0
Kan. St.	20-27-2	337	2	10	37	0
Drake	15-22-0	153	1	4	-16	1
Wash. St.	18-27-2	315	0	10	46	2

2019

Opp.	C-A-I	Yds.	TD	Car.	Yds.	TD
UNI	30-41-0	278	2	2	-11	0
Iowa	24-34-0	276	1	9	34	0
ULM	21-27-1	435	3	9	75	3
Baylor	27-45-1	342	2	13	3	0
TCU	19-24-0	247	2	12	102	2
West Vir.	19-30-1	229	1	6	-15	1
Tex. Tech	23-32-1	378	3	3	7	0
Okla. St.	39-62-3	382	1	5	1	0
Oklahoma	19-30-0	282	5	15	55	1
Texas	30-48-1	354	2	4	8	0
Kansas	29-42-1	372	4	3	9	1
Kan. St.	15-30-0	185	1	5	-3	0
Notre D.	17-30-0	222	0	7	-16	0

2020

Opp.	C-A-I	Yds.	TD	Car.	Yds.	TD
Louisiana	16-35-1	145	0	7	35	0
TCU	18-23-0	211	1	8	6	0
Oklahoma	12-24-0	254	1	2	-2	1
Tex. Tech	32-43-0	302	2	7	42	0
Okla. St.	19-34-1	162	1	12	38	1
Kansas	23-34-1	239	2	7	20	1

14 AIDAN BOUMAN

**QB, 6-6, 242, Fr.
Buffalo, Minn.**

Four-star recruit who was ranked in the ESPN300 in 2019 ... two-time all-state selection who recorded 9,578 yards and 94 touchdowns in his career ... threw for 3,475 yards in 2018 to rank in Minnesota's single-season top-five ... father, Todd, was a QB in the NFL for the Minnesota Vikings, New Orleans Saints, St. Louis Rams and Jacksonville Jaguars.

CAREER STATISTICS

Passing

Year	G	Att.	Com.	Int.	Pct.	Yds.	TD	Eff.
2020	-	-	-	-	-	-	-	-
Career	-	-	-	-	-	-	-	-

Rushing

Year	G	Car.	Yds.	Avg.	TD	Long
2020	-	-	-	-	-	-
Career	-	-	-	-	-	-

CAREER BESTS

Completions: -
Passing Yards: -
Touchdown Passes: -
Rushing Yards: -
Rushing Touchdowns: -

2020

Opp.	C-A-I	Yds.	TD	Car.	Yds.	TD
------	-------	------	----	------	------	----

12 HUNTER DEKKERS

**QB, 6-3, 234, Fr.
Hawarden, Iowa**

Was 2-of-2 passing for 55 yards, including a 30-yard TD toss, in his only action of the year vs. Kansas ... four-star recruit and ranked in the top-300 nationally by both 247Sports and ESPN ... Max-Preps and Gatorade Player of the Year in Iowa for 2019 ... also named the Des Moines Register's Iowa Athlete of the Year for 2019-20 ... three-time all-state selection who is the most prolific passer in Iowa High School history, shattering Iowa career marks in passing yardage (10,628) and passing touchdowns (126) ... only prep player in Iowa history to record back-to-back 4,000-yard all-purpose seasons ... was all-state in three sports (football, basketball and baseball) ... had a 0.40 ERA in his final season in baseball and is the school's all-time leading scorer in basketball (1,727), making 271 3-pointers in his career.

CAREER STATISTICS

Passing

Year	G	Att.	Com.	Int.	Pct.	Yds.	TD	Eff.
2020	1	2	2	0	100.0	55	1	496.0
Career	1	2	2	0	100.0	55	1	496.0

Rushing

Year	G	Car.	Yds.	Avg.	TD	Long
2020	1	0	0	0.0	0	-
Career	1	0	0	0.0	0	-

CAREER BESTS

Completions: 2 vs. Kansas, 10/31/20
Passing Yards: 55 vs. Kansas, 10/31/20
Touchdown Passes: 1 vs. Kansas, 10/31/20
Rushing Yards: -
Rushing Touchdowns: -

2020

Opp.	C-A-I	Yds.	TD	Car.	Yds.	TD
Kansas	2-2-0	55	1	0	0	0

RUNNING BACKS

21 JIREHL BROCK

RB, 6-0, 200, Fr.
Quincy, Ill.

Picked up a key fourth-down conversion on his only rush of the season vs. Texas Tech ... Illinois Gatorade Player of the Year in 2018 ... the No. 11 RB nationally by 247Sports in 2019 ... ended prep career with 5,135 rushing yards and 78 rushing TDs ... broke season school marks as a senior in rushing yards (2,158) and rushing TDs (33).

CAREER STATISTICS

Rushing

Year	G	Car.	Yds.	Avg.	TD	Rec.	Yds.	TD
2019	3	9	48	5.3	0	0	0	0
2020	4	1	2	2.0	0	0	0	0
Career	7	10	50	5.0	0	0	0	0

CAREER BESTS

Carries: 5 vs. ULM, 9/21/19
Rushing Yards: 40 vs. ULM, 9/21/19
Touchdowns: 0
Longest Rush: 13 vs. ULM, 9/21/19

2019

Opp.	Car.	Yds.	TD	Rec.	Yds.	TD
ULM	5	40	0	0	0	0
TCU	4	8	0	0	0	0

2020

Opp.	Car.	Yds.	TD	Rec.	Yds.	TD
Tex. Tech	1	2	0	0	0	0

28 BREECE HALL

RB, 6-1, 215, So.
Wichita, Kan.

Doak Walker Award Watch List member ... second-team All-Big 12 (C, AP, PS) in 2019 ... started last 13 games ... first in nation in rushing (150.2) - minimum 3 games-, 100-yard rushing games (6), multi-TD rush games (4) and 50+ yard runs (4) ... leads Big 12 and tied for second nationally in rushing TDs (11) ... his six-straight 100-yard rushing games is the third-best streak in school history ... rushed for a career-high 185 yards vs. Oklahoma State and Kansas in back-to-back weeks ... had 154 rushing yards and tied a career high with three TDs vs. TCU ... tied his career long rush with a 75-yard TD dash vs. the Horned Frogs ... posted 139 yards, including 100 after intermission, and two TDs vs. Oklahoma to earn Big 12 Offensive PoW honors ... posted 135 rushing yards and two TDs vs. Texas Tech ... has 10 100-yard rushing games in career, tying for eighth in school history ... in last 14 games as ISU's No. 1 ball-carrier, is averaging 122.4 yards (1,714), 144.8 scrimmage yards (2,027) with 21 total touchdowns ... recorded over 100 yards from scrimmage in 13 of his last 14 games ... in 356 career touches, has one fumble ... has 17 20+ yard rushes in career- nine this year ... his 5.62 career yards per carry average is first in school history ... his 6.7 yards per carry average this year is on pace to be the best in school history ... rushed for over 2,000 yards in each of his last two seasons of HS ... stepfather, Jeff Smith, played football at Nebraska and was a RB for the Kansas City Chiefs and Tampa Bay Buccaneers.

CAREER STATISTICS

Rushing

Year	G	Car.	Yds.	Avg.	TD	Rec.	Yds.	TD
2019	12	186	897	4.8	9	23	252	1
2020	6	134	901	6.7	11	13	61	0
Career	18	320	1798	5.6	20	36	313	1

CAREER BESTS

Carries: 28, twice
Rushing Yards: 185, twice
Touchdowns: 3, twice
Longest Rush: 75, twice

2019

Opp.	Car.	Yds.	TD	Rec.	Yds.	TD
UNI	11	47	0	0	0	0
Iowa	1	0	0	0	0	0
ULM	5	35	0	0	0	0
TCU	1	2	0	0	0	0
West Vir.	26	132	3	1	5	0
Texas Tech	19	183	2	3	73	0
Okla. St.	18	76	2	6	42	0
Oklahoma	18	110	0	4	33	0
Texas	24	101	0	1	2	0
Kansas	28	97	1	2	40	1
Kansas St.	18	59	1	2	12	0
Notre D.	17	55	0	4	45	0

2020

Opp.	Car.	Yds.	TD	Rec.	Yds.	TD
Louisiana	20	103	1	3	15	0
TCU	18	154	3	1	5	0
Oklahoma	28	139	2	1	8	0
Texas Tech	27	135	2	1	14	0
Okla. St.	20	185	1	4	8	0
Kansas	21	185	2	3	11	0

4 JOHNNIE LANG JR.

RB, 5-8, 185, Jr.
Palmetto, Fla.

Started five games in career at RB ... was First-Team All-State as a RB in Florida and First-Team All-State as a QB in Utah.

CAREER STATISTICS

Rushing

Year	G	Car.	Yds.	Avg.	TD	Rec.	Yds.	TD
2017	3	4	5	1.2	0	0	0	0
2018	12	22	79	3.6	1	4	30	0
2019	12	50	238	4.8	3	8	54	1
2020	3	3	2	0.7	0	1	1	0
Career	30	79	324	4.1	4	13	85	1

CAREER BESTS

Carries: 16 vs. TCU, 10/5/19
Rushing Yards: 72 vs. TCU, 10/5/19
Touchdowns: 2 vs. TCU, 10/5/19
Longest Rush: 23 vs. TCU, 10/5/19

2017

Opp.	Car.	Yds.	TD	Rec.	Yds.	TD
UNI	3	7	0	0	0	0
Akron	1	-2	0	0	0	0

2018

Opp.	Car.	Yds.	TD	Rec.	Yds.	TD
Akron	7	22	0	1	7	0
TCU	1	2	0	1	10	0
Okla. St.	3	6	0	1	9	0
Kansas	4	8	0	0	0	0
Baylor	4	18	1	0	0	0
Texas	3	23	0	1	4	0

2019

Opp.	Car.	Yds.	TD	Rec.	Yds.	TD
UNI	14	60	0	0	0	0
Iowa	2	6	0	1	4	0
ULM	1	9	0	2	4	0
Baylor	6	35	1	1	12	1
TCU	16	72	2	1	23	0
West Vir.	4	11	0	1	1	0
Okla. St.	2	9	0	1	3	0
Oklahoma	2	24	0	0	0	0
Texas	1	5	0	0	0	0
Kansas	2	7	0	1	7	0

2020

Opp.	Car.	Yds.	TD	Rec.	Yds.	TD
Louisiana	2	-1	0	0	0	0
TCU	1	3	0	0	0	0
Kansas	0	0	0	1	1	0

RUNNING BACKS

3 KENE NWANGWU

**RB/KR, 6-1, 210, Sr.
Frisco, Texas**

Earl Campbell Tyler Rose Award watch list member ... second on the team in rushing yards (168) and rushing TDs (3) ... averaging 8.0 yards per carry ... in his only carry vs. TCU, ran 49 yards for a TD ... ran for a career-high 57 yards and had a TD vs. Kansas ... his career 26.7 kickoff return average is No. 1 in school history and seventh among active NCAA players ... second in Big 12 and 10th nationally in kickoff return avg. this season at 29.0 ... his season average is on pace to rank second on ISU's single-season list ... has 10 career returns of 40+ yards ... his 85-yard return vs. Oklahoma aided ISU's come-from-behind win ... returned a kickoff 97 yards for a TD as a freshman in 2016 ... sports a Nigerian flag on his helmet ... won state high jump (6-10) title ... also owns H.S. records in 100m (10.71) and 200m (22.0).

CAREER STATISTICS

Rushing

Year	G	Car.	Yds.	Avg.	TD	Rec.	Yds.	TD
2016	12	27	133	4.9	0	1	16	0
2017	Redshirted							
2018	13	39	157	4.0	0	2	11	0
2019	13	16	115	7.2	0	1	8	0
2020	6	21	168	8.0	3	3	22	0
Career	44	103	573	5.6	3	7	57	0

CAREER BESTS

Carries: 10 vs. Oklahoma State, 10/6/18

Rushing Yards: 57 vs. Kansas, 10/31/20

Touchdowns: 1, three times

Longest Rush: 49 vs. TCU, 9/26/20

2016

Opp.	Car.	Yds.	TD	Rec.	Yds.	TD
Iowa	7	31	0	0	0	0
TCU	3	5	0	0	0	0
SJSU	1	1	0	0	0	0
Oklahoma	6	25	0	0	0	0
Kansas	1	3	0	1	16	0
Texas Tech	6	44	0	0	0	0
West Vir.	3	24	0	0	0	0

2018

Opp.	Car.	Yds.	TD	Rec.	Yds.	TD
Oklahoma	3	10	0	0	0	0
Akron	2	3	0	0	0	0
Okla. St.	10	49	0	0	0	0
West Vir.	5	26	0	1	11	0
Texas Tech	3	5	0	0	0	0
Kansas	7	18	0	0	0	0
Baylor	1	1	0	0	0	0
Texas	7	31	0	0	0	0
Drake	0	0	0	1	0	0
Wash. St.	1	14	0	0	0	0

2019

Opp.	Car.	Yds.	TD	Rec.	Yds.	TD
UNI	4	30	0	0	0	0
Iowa	6	54	0	0	0	0
ULM	2	22	0	0	0	0
Baylor	3	13	0	0	0	0
Texas Tech	1	-4	0	0	0	0

2020

Opp.	Car.	Yds.	TD	Rec.	Yds.	TD
Louisiana	7	21	1	1	4	0
TCU	1	49	1	0	0	0
Tex. Tech	7	37	0	2	18	0
Okla. St.	1	4	0	0	0	0
Kansas	5	57	1	0	0	0

WIDE RECEIVERS

82 LANDEN AKERS

WR, 6-0, 191, Sr.
Cedar Rapids, Iowa

Averaging 16.0 ypc in career (33 rec., 529 yards) ... had career-highs in catches (6) and receiving yards (76) vs. Kansas ... posted 60 receiving vs. TCU ... sixth year in the program, earning a greyshirt in 2015 and redshirting in 2016 ... earned degree in the Spring of 2019 ... All-state in track & field and all-district in baseball as a prep.

CAREER STATISTICS

Receiving					
Year	G	Rec.	Yds.	Avg.	TD
2017	10	1	34	34.0	0
2018	13	10	181	18.1	0
2019	13	9	109	12.1	0
2020	6	13	205	15.8	0
Career	42	33	529	16.0	0

CAREER BESTS

Receptions: 6 vs. Kansas, 10/31/20
Yards: 76 vs. Kansas, 10/31/20
Touchdowns: 0
Long: 56 vs. Oklahoma State, 10/6/18

2017

Opp.	Rec.	Yds.	TD	Lg
Kansas	1	34	0	34

2018

Opp.	Rec.	Yds.	TD	Lg
Iowa	1	11	0	11
Oklahoma	1	37	0	37
Akron	1	26	0	26
TCU	1	5	0	5
Okla. State	1	55	0	55
West Virginia	1	8	0	8
Kansas	3	34	0	15
Washington St.	1	5	0	5

2019

Opp.	Rec.	Yds.	TD	Lg
UNI	1	21	0	21
TCU	1	32	0	32
Okla. State	4	39	0	15
Texas	1	7	0	7
Kansas	2	10	0	6

2020

Opp.	Rec.	Yds.	TD	Lg
TCU	2	60	0	49
Oklahoma	1	35	0	35
Texas Tech	4	34	0	15
Kansas	6	76	0	25

8 XAVIER HUTCHINSON

WR, 6-3, 207, Jr.
Jacksonville, Fla.

Leads the Cyclones in catches (33), receiving yards (384) and TD catches (3) ... second in the Big 12 in catches per game (5.6) and fifth in receiving yards per game (64.0) ... had a career-high 87 yards receiving vs. Kansas, including a 36-yard TD catch ... tallied a career-high nine catches vs. Texas Tech ... scored first career TD on a 65-yard reception vs. Oklahoma ... had 83 receiving yards vs. the Sooners ... rated as the No. 6 JC WR nationally by JCGridiron ... parents were in the Navy and mother, Denise, played volleyball at Wisconsin.

CAREER STATISTICS

Receiving					
Year	G	Rec.	Yds.	Avg.	TD
2020	6	33	384	11.6	3
Career	6	33	384	11.6	3

CAREER BESTS

Receptions: 9 vs. Texas Tech, 10/10/20
Yards: 87 vs. Kansas, 10/31/20
Touchdowns: 1, three times
Long: 65 vs. Oklahoma, 10/3/20

2020

Opp.	Rec.	Yds.	TD	Lg
Louisiana	4	43	0	16
TCU	4	26	0	13
Oklahoma	3	83	1	65
Texas Tech	9	77	0	19
Okla. St.	8	68	1	20
Kansas	5	87	1	36

16 DANIEL JACKSON

WR, 6-2, 210, Fr.
Cibolo, Texas

Has five catches for 28 yards ... played in the 2020 All-American Bowl ... was an all-stater as a junior after catching 66 passes for 1,044 yards and eight touchdowns ... made a remarkable recovery from a fractured skull suffered in a car accident prior to his senior season ... was still invited the All-America Bowl despite playing in one game as a senior.

CAREER STATISTICS

Receiving					
Year	G	Rec.	Yds.	Avg.	TD
2020	4	5	28	5.6	0
Career	4	5	28	5.6	0

CAREER BESTS

Receptions: 3 vs. Texas Tech, 10/10/20
Yards: 14, twice
Touchdowns: 0
Long: 10 vs. TCU, 9/26/20

2020

Opp.	Rec.	Yds.	TD	Lg
TCU	2	14	0	10
Texas Tech	3	14	0	9

1 TARIQUE MILTON

WR, 5-11, 188, Jr.
Bradenton, Fla.

Started 14 games in career ... posted three receptions for 18 yards vs. Louisiana ... career 16.4 yards per reception rate is 9th highest in school history ... averaging 11.3 yards per punt return in career to rank seventh in ISU history.

CAREER STATISTICS

Receiving					
Year	G	Rec.	Yds.	Avg.	TD
2018	13	34	417	12.3	1
2019	13	35	722	20.6	3
2020	2	4	60	15.0	0
Career	28	73	1199	16.4	4

CAREER BESTS

Receptions: 8 vs. Iowa, 9/14/19
Yards: 144 vs. Iowa, 9/14/19
Touchdowns: 1, four times
Long: 73, twice

2018

Opp.	Rec.	Yds.	TD	Lg
Iowa	3	31	0	15
Oklahoma	2	16	0	9
Akron	4	15	0	14
TCU	1	5	0	5
Oklahoma St.	4	98	1	60
West Virginia	4	36	0	15
Texas Tech	7	89	0	22
Kansas	2	30	0	28
Texas	2	14	0	13
Kansas St.	2	71	0	41
Drake	3	14	0	8

2019

Opp.	Rec.	Yds.	TD	Lg
UNI	2	18	0	11
Iowa	8	144	1	73
ULM	3	142	1	73
Baylor	4	40	0	24
TCU	1	30	0	30
West Virginia	2	38	0	28
Texas Tech	4	98	0	44
Oklahoma St.	1	14	0	14
Oklahoma	2	67	1	40
Texas	3	20	0	8
Kansas State	4	78	0	60
Notre Dame	2	33	0	28

2020

Opp.	Rec.	Yds.	TD	Lg
Louisiana	3	18	0	12
Oklahoma	1	42	0	42

WIDE RECEIVERS

9 JOE SCATES

WR, 6-2, 191, So.
Dayton, Ohio

Has four catches for 81 yards ... first catch this season went for 44 yards vs. TCU ... caught a 30-yard TD vs. Kansas ... the No. 25 receiver nationally by Rivals in the Class of 2018 ... two-time all-state selection.

CAREER STATISTICS

Receiving

Year	G	Rec.	Yds.	Avg.	TD
2019	10	2	25	12.5	1
2020	6	4	81	20.2	1
Career	16	6	106	17.7	2

CAREER BESTS

Receptions: 2 vs. Kansas, 10/31/20

Yards: 44 vs. TCU, 9/26/20

Touchdowns: 1, twice

Long: 44 vs. TCU, 9/26/20

2019

Opp.	Rec.	Yds.	TD	Lg
TCU	1	7	0	7
West Virginia	1	18	1	18

2020

Opp.	Rec.	Yds.	TD	Lg
TCU	1	44	0	44
Texas Tech	1	6	0	6
Kansas	2	31	1	30

2 SEAN SHAW JR.

WR, 6-6, 212, So.
Jones, Okla.

Has seven catches for 68 yards ... his five TD catches in 2019 ranked 3rd on ISU's freshman list ... recorded 207 catches, 3,320 yards and 40 TDs in his prep career.

CAREER STATISTICS

Receiving

Year	G	Rec.	Yds.	Avg.	TD
2019	11	15	231	15.4	5
2020	6	7	68	9.7	0
Career	17	22	299	13.6	5

CAREER BESTS

Receptions: 3, four times

Yards: 34 vs. Louisiana, 9/12/20

Touchdowns: 2 vs. ULM, 9/21/19

Long: 33, twice

2019

Opp.	Rec.	Yds.	TD	Lg
ULM	2	21	2	12
Baylor	1	33	0	33
West Virginia	1	17	0	17
Texas Tech	1	17	0	17
Okla. St.	1	7	0	7
Oklahoma	1	33	1	33
Texas	3	31	0	12
Kansas	3	29	1	14
Kansas St.	1	15	1	15
Notre Dame	1	28	0	28

2020

Opp.	Rec.	Yds.	TD	Lg
Louisiana	3	34	0	15
Texas Tech	1	7	0	7
Kansas	3	27	0	11

17 DARREN WILSON JR.

WR, 6-3, 206, Jr.
Alpharetta, Ga.

Has two receptions for 27 yards ... first catch of the season was a 17-yard TD snare vs. TCU.

CAREER STATISTICS

Receiving

Year	G	Rec.	Yds.	Avg.	TD
2019	13	5	59	11.8	0
2020	4	2	27	13.5	1
Career	17	7	86	12.3	1

CAREER BESTS

Receptions: 2 vs. Baylor, 9/28/19

Yards: 36 vs. Baylor, 9/28/19

Touchdowns: 1 vs. TCU, 9/26/20

Long: 28 vs. Baylor, 9/28/19

2019

Opp.	Rec.	Yds.	TD	Lg
UNI	1	4	0	4
Iowa	1	11	0	11
Baylor	2	36	0	28
TCU	1	8	0	8

2020

Opp.	Rec.	Yds.	TD	Lg
TCU	1	17	1	17
Texas Tech	1	10	0	10

TIGHT ENDS

11 CHASE ALLEN

TE, 6-7, 240, Sr.
Nixa, Mo.

NFF Campbell Trophy nominee ... second-team All-Big 12 (2017, 2019) ... started 19 games in his career ... has eleven catches for 158 yards ... posted a career-high four catches vs. Texas Tech ... his 40 career receptions ties for 10th on ISU's career reception list for tight ends ... President of the ISU Student-Athlete Advisory Leadership Committee (SAAC) ... earned mechanical engineering degree in spring of 2020 ... father, Terry, was the head football coach at UNI, Kansas and Missouri State, and an assistant at ISU from 2002-05 ... All-state in basketball and Missouri state javelin champion as a prep.

CAREER STATISTICS

Receiving

Year	G	Rec.	Yds.	Avg.	TD
2017	13	4	39	9.8	0
2018	8	8	84	10.6	0
2019	13	17	167	9.8	2
2020	5	11	158	14.4	1
Career	39	40	448	11.2	3

CAREER BESTS

Receptions: 4 vs. Texas Tech, 10/10/20

Yards: 48 vs. Oklahoma, 10/3/20

Touchdowns: 1, three times

Long: 30 vs. Baylor, 9/28/19

2017

Opp.	Rec.	Yds.	TD	Lg
Iowa	1	9	0	9
Texas	1	8	0	8
Kansas	1	9	0	9
West Virginia	1	13	0	13

2018

Opp.	Rec.	Yds.	TD	Lg
Iowa	3	18	0	7
Oklahoma	2	23	0	21
Texas	1	9	0	9
Kansas State	1	6	0	6
Washington St.	1	28	0	28

2019

Opp.	Rec.	Yds.	TD	Lg
UNI	1	4	0	4
ULM	2	19	0	11
Baylor	2	37	0	30
TCU	1	1	1	1
West Virginia	1	3	0	3
Okl. State	2	22	0	22
Oklahoma	3	33	1	27
Texas	1	10	0	10
Kansas	2	16	0	10
Kansas State	2	22	0	18

2020

Opp.	Rec.	Yds.	TD	Lg
Louisiana	2	31	0	16
Oklahoma	3	48	0	28
Texas Tech	4	47	1	23
Okl. St.	2	32	0	18

88 CHARLIE KOLAR

TE, 6-6, 257, Jr.
Norman, Okla.

Member of the Mackey Award and Biletnikoff Award Watch Lists ... preseason first-team All-American by USA Today and The Athletic ... second-Team All-American (FWAA, PFF) in 2019 ... 3rd-Team by the AP ... 1st-team All-Big 12 (C, AP, PS) ... CoSIDA Academic All-America First Team ... first Cyclone ever to be named to an All-America and Academic All-America team ... missed the season-opener vs. Louisiana with an injury ... second on the team in receptions (20), receiving yards (219) and TD catches (2) ... averaging 4.0 catches per game, the seventh-best total by a FBS tight end (minimum 3 games) ... had three catches, including a TD, vs. Texas Tech ... posted four catches for 66 yards vs. Oklahoma ... his 1,053 receiving yards ranks third, his 82 catches ranks fourth and his 12 TD catches ranks second on ISU's career record list among tight ends ... his 12 career TD grabs ties for 9th all-time in school history ... has nine career receptions of 20+ yards: 2018 (1), 2019 (6), 2020 (2) ... H.S. basketball teammates with Trae Young of the Atlanta Hawks ... holds a 3.99 GPA in mechanical engineering ... Father, Dr. Randy Kolar, is the Director of the School of Civil Engineering and Environmental Science at the University of Oklahoma ... built a Lego replica of Jack Trice Stadium during quarantine.

CAREER STATISTICS

Receiving

Year	G	Rec.	Yds.	Avg.	TD
2018	13	11	137	12.5	3
2019	13	51	697	13.7	7
2020	5	20	219	10.9	2
Career	31	82	1053	12.8	12

CAREER BESTS

Receptions: 8 vs. Oklahoma State, 10/26/19

Yards: 100 vs. Kansas, 11/23/19

Touchdowns: 2 vs. Texas Tech, 10/19/19

Long: 49 vs. Texas Tech, 10/19/19

2018

Opp.	Rec.	Yds.	TD	Lg
TCU	1	3	1	3
West Virginia	2	36	1	19
Texas Tech	1	9	1	9
Baylor	3	44	0	19
Kansas State	3	42	0	29
Drake	1	3	0	3

2019

Opp.	Rec.	Yds.	TD	Lg
UNI	4	45	0	15
Iowa	5	53	0	17
ULM	5	79	0	26
Baylor	5	72	1	20
TCU	1	25	1	25
West Virginia	3	45	0	24
Texas Tech	3	79	2	49
Oklahoma St.	8	88	1	18
Oklahoma	2	29	1	16
Texas	5	34	1	12
Kansas	6	100	0	30
Kansas State	1	26	0	26
Notre Dame	3	22	0	10

2020

Opp.	Rec.	Yds.	TD	Lg
TCU	5	27	0	6
Oklahoma	4	66	0	22
Texas Tech	3	41	1	16
Okl. St.	5	54	0	25
Kansas	3	31	1	14

89 DYLAN SOEHNER

TE, 6-7, 272, Sr.
Prairie Grove, Ark.

HM All-Big 12 in 2019 ... versatile player who can play tight end and the F spot in short yardage formations ... tallied six receptions for 57 yards ... threw a 28-yard reception vs. Oklahoma ... posted career highs in catches (3) and receiving yards (34) vs. Texas Tech ... multi-sport athlete who also competed in basketball, baseball and track & field in high school ... has one of the best arms on the team ... can throw a football 75 yards and was clocked at 90 mph in baseball.

CAREER STATISTICS

Receiving

Year	G	Rec.	Yds.	Avg.	TD
2017	13	0	0	0	0
2018	13	1	0	0	0
2019	12	7	107	15.3	1
2020	6	6	57	9.5	0
Career	44	14	164	11.7	1

CAREER BESTS

Receptions: 3 vs. Texas Tech, 10/10/20

Yards: 34 vs. Texas Tech, 10/10/20

Touchdowns: 1 vs. Oklahoma, 11/9/19

Long: 26 vs. Texas Tech, 10/10/20

2018

Opp.	Rec.	Yds.	TD	Lg
Iowa	1	0	0	0

2019

Opp.	Rec.	Yds.	TD	Lg
UNI	1	11	0	11
ULM	1	14	0	14
West Virginia	1	21	0	21
Texas Tech	1	19	0	19
Oklahoma State	1	13	0	13
Oklahoma	1	23	1	23
Texas	1	6	0	6

2020

Opp.	Rec.	Yds.	TD	Lg
TCU	2	18	0	15
Texas Tech	3	34	0	26
Kansas	1	5	0	5

OFFENSIVE LINE

52 TREVOR DOWNING

**OL, 6-4, 314, So.
Creston, Iowa**

Preseason second-team All-Big 12 by Phil Steele ... HM All-Big 12 and 2nd-team Freshman All-American by The Athletic in 2019 ... preseason All-Big 12 by Athlon ... started 13 games in career ... missed the last five games with an injury ... grew up on a family farm and worked on the farm during the COVID-19 quarantine.

75 SEAN FOSTER

**OL, 6-8, 318, Sr.
Mundelein, Ill.**

Has 13 career starts, including five this season at left tackle ... started six games at right tackle in 2017 and earned one start in 2018.

77 ROBERT HUDSON

**OL, 6-7, 360, Jr.
Walled Lake, Mich.**

Saw action in all 13 games in 2019 on special teams ... aiming to see time on the offensive line in 2020.

54 JARROD HUFFORD

**OL, 6-5, 308, Fr.
Newark, Ohio**

Redshirted in 2019 ... a two-time all-state pick who was a top-60 offensive tackle in the Class of 2019.

57 COLIN NEWELL

**OL, 6-4, 304, Jr.
Ames, Iowa**

Preseason second-team All-Big 12 by Phil Steele ... Rimington Trophy watch list ... has 20 career starts - 19 at center, 1 at right guard ... started at center in first five games ... grew up as a Cyclone fan selling programs at Jack Trice Stadium ... All-state wrestler in high school.

76 JOEY RAMOS

**OL, 6-5, 303, So.
Phoenix, Ariz.**

Started four games at right tackle ... was a top-50 position player out of high school.

72 JAKE REMSBURG

**OL, 6-6, 315, Fr.
West Des Moines, Iowa**

Started last two games ... was a two-time Des Moines Register Elite Team All-State selection ... was runner in the shot put at the 2019 Class 4A Iowa Boy's Track Meet.

64 DEREK SCHWEIGER

**OL, 6-3, 311, Jr.
Plymouth, Wis.**

A walk-on who has moved up the depth chart ... started all six games at right guard ... played in three games in 2019 ... earned his degree in the spring of 2020.

55 DARRELL SIMMONS JR.

**OL, 6-3, 306, Fr.
Belleville, Ill.**

Started the last five games ... redshirted in 2019 ... two-time all-state selection.

67 GRANT TREIBER

**OL, 6-6, 323, Fr.
Sioux Falls, S.D.**

Redshirted in 2019 ... aiming to find a spot at one of the tackle positions in 2020 ... was a top-100 offensive lineman nationally in the class of 2019.

DEFENSIVE LINE

3 JAQUAN BAILEY

DE, 6-2, 261, Sr.
Jacksonville, Fla.

Preseason All-Big 12 team member ... member of the Bronko Nagurski Trophy Watch List ... second-team All-Big 12 in '18 and HM All-Big 12 in '17 ... has a team-high 43 career starts ... leads team and second in Big 12 in TFL (11.0) and is second on team and second in Big 12 in sacks (5.0) ... is tied for 11th nationally in TFL per game (1.8) ... tied single-game school marks in sacks (3.5) and TFL (4.0) vs. TCU to earn Big 12 Defensive Player of the Week honors ... also had a strip sack and fumble recovery vs. TCU ... posted 2.5 TFL and 1.5 sacks vs. Kansas ... ISU's career leader in sacks (23.5), the second-best total among active players ... also ISU's career leader in TFL (42.5), the third-best total among active players ... tallied 12 PBU in career ... twin brother, Joshua, is also on Cyclone team.

CAREER STATISTICS

Defense

Year	G	S-TT	TFL	QBS	FF-FR	PBU	QBH
2016	12	11-23	6.0	3.5	0-0	1	1
2017	13	19-34	11.0	7.0	2-0	3	3
2018	13	16-46	14.5	8.0	1-1	5	3
2019	4	2-10	0	0	0-0	1	2
2020	6	14-27	11.0	5.0	1-1	2	1
Career	48	62-140	42.5	23.5	4-2	12	10

CAREER BESTS

Tackles: 7 vs. TCU, 9/26/20

Solo Tackles: 4, twice

Sacks: 3.5 vs. TCU, 9/26/20

Tackles For Loss: 4.0 vs. TCU, 9/26/20

2016

Opp.	S-A-T	TFL	Sack	Misc.
UNI	2-0-2	1.0	1.0	-
Iowa	0-0-0	0	0	QBH
TCU	0-1-1	0	0	-
San Jose St.	1-0-1	1.0	1.0	PBU
Texas	2-2-4	0.5	0	-
Kansas State	1-1-2	0	0	-
Oklahoma	3-3-6	2.0	0	-
Kansas	0-2-2	0	0	-
Texas Tech	1-1-2	0.5	0.5	-
West Virginia	1-2-3	1.0	1.0	-

2017

Opp.	S-A-T	TFL	Sack	Misc.
UNI	2-0-2	0	0	PBU, QBH
Iowa	0-2-2	0.5	0	PBU, QBH
Akron	0-3-3	1.0	1.0	-
Texas	2-3-5	2.0	2.0	FF
Oklahoma	1-1-2	0	0	-
Kansas	0-2-2	0.5	0	PBU
Texas Tech	3-1-4	1.0	0	FF
TCU	1-0-1	1.5	0.5	PBU
West Virginia	3-0-3	1.0	0	-
Oklahoma St.	2-2-4	1.5	1.5	QBH
Baylor	1-0-1	0	0	-
Kansas State	2-0-2	0	0	-
Memphis	2-0-2	2.0	2.0	QBH

2018

Opp.	S-A-T	TFL	Sack	Misc.
Iowa	0-4-4	1.0	0	-
Oklahoma	1-1-2	1.5	0	-
Akron	1-5-6	2.5	1.5	PBU, FF

TCU	2-0-2	1.0	0	FR, PBU
Oklahoma St.	1-1-2	1.5	1.0	-
West Virginia	2-1-3	2.0	2.0	-
Texas Tech	1-4-5	1.0	1.0	QBH, PBU
Kansas	0-0-0	0	0	PBU
Baylor	1-3-4	0.5	0	QBH
Texas	0-3-3	0.5	0.5	-
Kansas State	0-3-3	0	0	-
Drake	4-2-6	1.0	1.0	-
Wash. St.	3-3-6	2.0	1.0	PBU

2019

Opp.	S-A-T	TFL	Sack	Misc.
UNI	1-1-2	0	0	QBH
Iowa	1-3-4	0	0	PBU
ULM	0-4-4	0	0	QBH
Baylor	0-0-0	0	0	-

2020

Opp.	S-A-T	TFL	Sack	Misc.
Louisiana	2-3-5	1.0	0	PBU, QBH
TCU	4-3-7	4.0	3.5	FF, FR
Oklahoma	2-4-6	1.0	0	-
Texas Tech	0-1-1	0	0	PBU
Okla. St.	3-1-4	2.5	0	-
Kansas	3-1-4	2.5	1.5	-

90 JOSHUA BAILEY

DL, 6-2, 288, Sr.
Jacksonville, Fla.

Has 12 tackles and 3.0 TFL ... twin brother of JaQuan Bailey.

CAREER STATISTICS

Defense

Year	G	S-TT	TFL	QBS	FF-FR	PBU	QBH
2017	2	0-0	0	0	0-0	0	0
2018	1	0-0	0	0	0-0	0	0
2019	5	0-0	0	0	0-0	0	0
2020	6	6-12	3.0	0	0-0	0	0
Career	14	6-12	3.0	0	0-0	0	0

CAREER BESTS

Tackles: 4 vs. Louisiana, 9/12/20

Solo Tackles: 4 vs. Louisiana, 9/12/20

Sacks: 0

Tackles For Loss: 2.0 vs. Louisiana, 9/12/20

2020

Opp.	S-A-T	TFL	Sack	Misc.
Louisiana	4-0-4	2.0	0	-
TCU	1-2-3	0.5	0	-
Oklahoma	0-1-1	0	0	-
Texas Tech	0-2-2	0.5	0	-
Okla. St.	1-1-2	0	0	-

56 LATRELL BANKSTON

DL, 6-0, 301, Jr.
Woodstock, Ga.

Has eight tackles, 2.5 TFL and 1.5 sacks ... first-team NJCAA All-American and Jayhawk Conference Player of the Year in 2019 ... had 63 tackles, 22.0 TFL and 11.5 sacks in final season at Hutchinson CC.

CAREER STATISTICS

Defense

Year	G	S-TT	TFL	QBS	FF-FR	PBU	QBH
2020	6	4-8	2.5	1.5	0-0	0	1
Career	6	4-8	2.5	1.5	0-0	0	1

CAREER BESTS

Tackles: 3 vs. Louisiana, 9/12/20

Solo Tackles: 1, three times

Sacks: 1.0 vs. Louisiana, 9/12/20

Tackles For Loss: 1.0, twice

2020

Opp.	S-A-T	TFL	Sack	Misc.
Louisiana	1-2-3	1.0	1.0	-
TCU	1-1-2	0.5	0.5	-
Oklahoma	0-1-1	0	0	-
Texas Tech	1-0-1	0	0	-
Kansas	1-0-1	1.0	0	QBH

93 ISAIAH LEE

DL, 6-0, 301, So.
Chicago, Ill.

Started first six games at nose guard ... has five tackles.

CAREER STATISTICS

Defense

Year	G	S-TT	TFL	QBS	FF-FR	PBU	QBH
2018	2	0-0	0	0	0-0	0	0
2019	1	0-0	0	0	0-0	0	0
2020	6	3-5	0	0	0-0	0	0
Career	9	3-5	0	0	0-0	0	0

CAREER BESTS

Tackles: 2, twice

Solo Tackles: 2 vs. Kansas, 10/31/20

Sacks: -

Tackles For Loss: -

2020

Opp.	S-A-T	TFL	Sack	Misc.
TCU	1-0-1	0	0	-
Oklahoma	0-2-2	0	0	-
Kansas	2-0-2	0	0	-

DEFENSIVE LINE

9 WILL MCDONALD IV

DE, 6-4, 230, So.
Pewaukee, Wis.

ISU's rush end third-down specialist ... first on the team in sacks (5.5), the most in the Big 12 and eighth nationally ... second on the team in TFL (6.5) ... also has 16 tackles ... registered 10.5 sacks in his last 10 games dating back to last season ... has a sack in eight of last 10 games ... career 12.5 sacks ties for 8th in school history ... All-state in football, basketball and track & field ... Conference MVP in hoops and state champion in the discus and third in the high jump ... has 6-10 wingspan and a 36-inch vertical.

CAREER STATISTICS

Defense

Year	G	S-TT	TFL	QBS	FF-FR	PBU	QBH
2018	4	3-3	1.0	1.0	1-0	0	0
2019	13	10-15	6.0	6.0	1-0	0	2
2020	6	9-16	6.5	5.5	0-0	1	1
Career	23	22-34	13.5	12.5	2-0	1	3

CAREER BESTS

Tackles: 4, three times

Solo Tackles: 3 vs. Louisiana, 9/12/20

Sacks: 2.0, three times

Tackles For Loss: 2.0, four times

2018

Opp.	S-A-T	TFL	Sack	Misc.
TCU	1-0-1	1.0	1.0	-
Okla. St.	1-0-1	0	0	-
West Vir.	1-0-1	0	0	-

2019

Opp.	S-A-T	TFL	Sack	Misc.
ULM	1-3-4	0	0	-
TCU	1-0-1	1.0	1.0	-
West Vir.	0-1-1	0	0	-
Texas Tech	1-0-1	0	0	-
Okla. St.	1-0-1	0	0	-
Oklahoma	1-0-1	0	0	-
Texas	1-0-1	1.0	1.0	2 QBH
Kansas	2-0-2	2.0	2.0	-
Kansas St.	2-0-2	2.0	2.0	FF
Notre Dame	0-1-1	0	0	-

2020

Opp.	S-A-T	TFL	Sack	Misc.
Louisiana	3-1-4	2.0	2.0	-
TCU	1-2-3	1.0	1.0	QBH
Oklahoma	1-3-4	0.5	0.5	-
Texas Tech	1-1-2	1.0	1.0	PBU
Kansas	2-1-3	2.0	1.0	-

55 ZACH PETERSEN

DE, 6-5, 267, Jr.
Long Grove, Iowa

Started nine games in career ... has 11 tackles, 1.5 TFL and a sack ... father, Troy, was a two-time All-Big Eight defensive lineman at Iowa State from 1991-94 ... all state wrestler as a prep, placing third (220) in Class 3A as a senior.

CAREER STATISTICS

Defense

Year	G	S-TT	TFL	QBS	FF-FR	PBU	QBH
2018	8	1-4	0	0	0-0	0	0
2019	13	23-41	5.5	2.0	2-0	1	3
2020	6	6-11	1.5	1.0	0-0	0	0
Career	27	30-56	7.0	3.0	2-0	1	3

CAREER BESTS

Tackles: 6, twice

Solo Tackles: 4, three times

Sacks: 1.0, three times

Tackles For Loss: 2.0 vs. West Virginia, 10/12/19

2018

Opp.	S-A-T	TFL	Sack	Misc.
Texas	1-0-1	0	0	-
Kansas St.	0-1-1	0	0	-
Wash. St.	0-2-2	0	0	-

2019

Opp.	S-A-T	TFL	Sack	Misc.
UNI	1-1-2	0.5	0	-
Iowa	1-2-3	0	0	-
ULM	3-3-6	0	0	-
Baylor	1-0-1	0	0	QBH
TCU	4-2-6	0.5	0	FF, QBH
West Vir.	4-1-5	2.0	1.0	-
Texas Tech	2-1-3	0	0	-
Oklahoma St.	1-3-4	1.0	0	-
Oklahoma	2-1-3	1.0	1.0	FF
Texas	1-2-3	0.5	0	-
Kansas	1-1-2	0	0	QBH
Kansas St.	2-1-3	0	0	-

2020

Opp.	S-A-T	TFL	Sack	Misc.
Louisiana	0-2-2	0	0	-
TCU	0-2-2	0.5	0	-
Texas Tech	1-1-2	1.0	1.0	-
Okla. St.	4-0-4	0	0	-
Kansas	1-0-1	0	0	-

95 TUCKER ROBERTSON

DT, 6-3, 296, Jr.
Simi Valley, Calif.

Enters third season as a valuable reserve on the defensive line ... has one tackle in three games ... tallied eight tackles in 10 games played in 2019.

CAREER STATISTICS

Defense

Year	G	S-TT	TFL	QBS	FF-FR	PBU	QBH
2018	11	0-1	0	0	0-0	0	0
2019	10	1-8	0	0	0-0	3	1
2020	5	0-1	0	0	0-0	0	0
Career	26	1-10	0	0	0-0	3	1

CAREER BESTS

Tackles: 2 vs. West Virginia, 10/12/19

Solo Tackles: 1 vs. West Virginia, 10/12/19

Sacks: 0

Tackles For Loss: 0

2018

Opp.	S-A-T	TFL	Sack	Misc.
West Virginia	0-1-1	0	0	0

2019

Opp.	S-A-T	TFL	Sack	Misc.
ULM	0-1-1	0	0	PBU
TCU	0-1-1	0	0	PBU
West Virginia	1-1-2	0	0	-
Texas Tech	0-0-0	0	0	PBU
Oklahoma St.	0-1-1	0	0	-
Oklahoma	0-1-1	0	0	-
Texas	0-1-1	0	0	-
Kansas	0-0-0	0	0	QBH
Kansas State	0-1-1	0	0	-

2020

Opp.	S-A-T	TFL	Sack	Misc.
TCU	0-1-1	0	0	-

58 ENYI UWAZURIKE

DE, 6-6, 310, Sr.
Detroit, Mich.

HM All-Big 12 in 2019 ... has 27 career starts ... tallied 17 tackles, 2.0 sacks and 5.5 TFL, tying for third on the team ... against TCU, posted five tackles, 1.5 TFL and a sack ... blocked a FG vs. TCU ... had a career-high 2.0 TFL vs. Oklahoma ... posted second sack of the season vs. Kansas ... wearing No. 58 in honor of former Iowa State assistant coach Curtis Bray, who died of a heart attack in 2014 ... sports a Nigerian flag on his helmet.

CAREER STATISTICS

Defense

Year	G	S-TT	TFL	QBS	FF-FR	PBU	QBH
2017	13	7-16	4.0	0.5	0-0	0	1
2018	9	12-27	5.0	1.0	0-0	0	1
2019	13	19-32	5.5	1.5	0-2	1	4
2020	6	10-17	5.5	2.0	0-0	1	1
Career	41	48-92	20.0	5.0	0-2	2	7

CAREER BESTS

Tackles: 5, five times

Solo Tackles: 4 vs. Oklahoma, 9/15/18

Sacks: 1.0, four times

Tackles For Loss: 2.0 vs. Oklahoma, 10/3/20

2017

Opp.	S-A-T	TFL	Sack	Misc.
UNI	0-1-1	0.5	0.5	-
Iowa	1-1-2	1.0	0	-
Texas	0-2-2	0	0	-
Oklahoma	0-1-1	0	0	QBH
Kansas	1-3-4	1.0	0	-
West Virginia	1-0-1	0	0	-
Oklahoma St.	1-1-2	1.5	0	-
Baylor	1-0-1	0	0	-
Kansas State	1-0-1	0	0	-

2018

Opp.	S-A-T	TFL	Sack	Misc.
Iowa	1-4-5	0	0	-
Oklahoma	4-1-5	1.5	0	-
Akron	2-1-3	1.0	1.0	-
TCU	2-2-4	1.5	0	-
Oklahoma St.	0-2-2	0.5	0	QBH
West Virginia	0-3-3	0.5	0	-
Texas Tech	0-1-1	0	0	-
Kansas St.	3-1-4	0	0	-

2019

Opp.	S-A-T	TFL	Sack	Misc.
UNI	0-1-1	0	0	PBU
Iowa	1-0-1	0	0	QBH
ULM	0-2-2	0.5	0.5	-
Baylor	1-0-1	0	0	-
TCU	3-2-5	0	0	FR, TD
West Virginia	1-1-2	0	0	-
Texas Tech	2-0-2	1.0	1.0	-
Oklahoma St.	1-0-1	1.0	0	QBH
Oklahoma	2-1-3	0	0	-
Texas	1-2-3	0.5	0	-
Kansas	1-2-3	1.0	0	QBH
Kansas St.	3-0-3	0	0	FR, QBH
Notre Dame	3-2-5	1.5	0	-

2020

Opp.	S-A-T	TFL	Sack	Misc.
Louisiana	1-1-2	0	0	-
TCU	3-2-5	1.5	1.0	BFG
Oklahoma	2-0-2	2.0	0	QBH
Texas Tech	0-2-2	0	0	-
Okla. St.	2-2-4	1.0	0	-
Kansas	2-0-2	1.0	1.0	PBU

LINEBACKERS

43 DAE'SHAWN DAVIS

LB, 6-0, 218, Fr.
Cleveland, Ohio

Has four tackles in six games played ... redshirted in 2019 at Iowa Western CC ... a three-star recruit out of Cleveland Shaw HS.

CAREER STATISTICS

Defense

Year	G	S-TT	TFL	QBS	FF-FR	PBU	INT
2020	6	3-4	0.5	0	0-0	0	0
Career	6	3-4	0.5	0	0-0	0	0

CAREER BESTS

Tackles: 2 vs. Oklahoma St., 10/24/20

Solo Tackles: 1, three times

Passes Broken Up: -

Interceptions: -

2020

Opp.	S-A-T	TFL	Int.	Misc.
Oklahoma	1-0-1	0	0	-
Okla. St.	1-1-2	0.5	0	-
Kansas	1-0-1	0	0	-

20 ARIC HORNE

LB, 6-1, 223, Fr.
Jacksonville, Fla.

Tallied seven tackles on the year, including a sack vs. Oklahoma ... had a career-high three tackles vs. Texas Tech ... redshirted in 2019 ... led team to a pair of state titles in high school.

CAREER STATISTICS

Defense

Year	G	S-TT	TFL	QBS	FF-FR	PBU	INT
2020	5	4-7	1.0	1.0	0-0	0	0
Career	5	4-7	1.0	1.0	0-0	0	0

CAREER BESTS

Tackles: 3 vs. Texas Tech, 10/10/20

Solo Tackles: 1, four times

Passes Broken Up: -

Interceptions: -

2020

Opp.	S-A-T	TFL	Int.	Misc.
TCU	1-0-1	0	0	-
Oklahoma	1-0-1	1.0	0	QBS
Texas Tech	1-2-3	0	0	-
Okla. St.	1-0-1	0	0	-
Kansas	0-1-1	0	0	-

35 JAKE HUMMEL

LB, 6-1, 228, Sr.
Des Moines, Iowa

Started every game on the season after serving as a valuable reserve the previous two seasons ... second on team in tackles (42) and has two PBU ... tied for 10th in the Big 12 in tackles per game (7.0) ... had nine stops vs. TCU and Texas Tech ... posted first double-digit tackle effort vs. TCU ... Father, Perry, was a three-time All-American wrestler at Iowa State (1979-82).

CAREER STATISTICS

Defense

Year	G	S-TT	TFL	QBS	FF-FR	PBU	INT
2017	12	1-4	0	0	0-0	0	0
2018	13	26-31	3.5	1.0	0-0	0	0
2019	13	25-36	4.5	0	0-0	2	1
2020	6	24-42	2.0	0	0-0	2	0
Career	44	76-113	10.0	1.0	0-0	4	1

CAREER BESTS

Tackles: 10 vs. Oklahoma St., 10/24/20

Solo Tackles: 7 vs. Texas Tech, 10/10/20

Passes Broken Up: 1, four times

Interceptions: 1 vs. ULM, 9/21/19

2017

Opp.	S-A-T	TFL	Int.	Misc.
Iowa	1-1-2	0	0	-
Oklahoma	0-1-1	0	0	-
Kansas	0-1-1	0	0	-

2018

Opp.	S-A-T	TFL	Int.	Misc.
Oklahoma	1-1-2	1.0	0	-
Akron	3-0-3	1.0	0	-
TCU	1-0-1	0	0	-
Oklahoma St.	1-0-1	1.0	0	QBS
West Vir.	2-2-4	0.5	0	-
Texas Tech	3-1-4	0	0	-
Kansas	2-0-2	0	0	-
Baylor	3-0-3	0	0	-
Texas	2-0-2	0	0	-
Kansas St.	3-0-3	0	0	-
Drake	5-1-6	0	0	-

2019

Opp.	S-A-T	TFL	Int.	Misc.
UNI	2-0-2	0	0	-
Iowa	1-2-3	0	0	-
ULM	4-0-4	0	1	TD, PBU
Baylor	4-1-5	2.0	0	-
TCU	0-2-2	0	0	-
West Virginia	1-1-2	0	0	-
Texas Tech	3-0-3	0	0	-
Texas	1-2-3	0	0	-
Kansas	2-1-3	1.0	0	PBU
Kansas St.	3-0-3	1.0	0	-
Notre Dame	4-2-6	0.5	0	-

2020

Opp.	S-A-T	TFL	Int.	Misc.
Louisiana	2-4-6	0	0	-
TCU	5-4-9	1.0	0	-
Oklahoma	3-3-6	0	0	PBU, QBH
Texas Tech	7-2-9	0	0	PBU
Okla. St.	6-4-10	0	0	-
Kansas	1-1-2	0	0	QBH

23 MIKE ROSE

LB, 6-4, 245, Jr.
Brecksville, Ohio

Member of the Butkus Award and Lott IMPACT Trophy Watch Lists ... two-time HM All-Big 12 pick (2018, 2019) ... started every game of his career (32 games) ... leads team in tackles with 45, ranking sixth in the Big 12 ... also has 4.5 TFL, fourth on the team ... has two interceptions to lead team and tie for the most in the Big 12 ... led the team in tackles three times on the year ... had 10 tackles and a huge fourth quarter interception vs. TCU ... holds ISU team lead with 197 career tackles ... also has 23.0 TFL and 5.5 sacks ... grandfather, Chuck Lima, played football at Notre Dame (1954-57) and was a member of the Fighting Irish team that ended Oklahoma's 47-game winning streak ... two-time all-conference basketball player as a prep.

CAREER STATISTICS

Defense

Year	G	S-TT	TFL	QBS	FF-FR	PBU	INT
2018	13	41-75	9.0	1.5	0-1	2	0
2019	13	39-77	9.5	3.5	1-0	3	1
2020	6	28-45	4.5	0.5	0-0	1	2
Career	32	108-197	23.0	5.5	1-1	6	3

CAREER BESTS

Tackles: 11, twice

Solo Tackles: 7, three times

Passes Broken Up: 1, six times

Interceptions: 1, three times

2018

Opp.	S-A-T	TFL	Int.	Misc.
Iowa	7-4-11	1.0	0	PBU
Oklahoma	2-1-3	0	0	-
Akron	2-0-2	1.0	0	-
TCU	6-1-7	0	0	-
Oklahoma St.	3-0-3	1.0	0	-
West Virginia	1-4-5	1.0	0	QBS
Texas Tech	1-4-5	0.5	0	QBH
Kansas	2-2-4	1.0	0	PBU
Baylor	1-7-8	1.5	0	QBS, QBH
Texas	6-1-7	0	0	-
Kansas State	2-5-7	0	0	FR, TD
Drake	4-2-6	2.0	0	-
Wash. St.	4-3-7	0	0	QBH

2019

Opp.	S-A-T	TFL	Int.	Misc.
UNI	7-1-8	3.5	0	0.5 QBS
Iowa	2-5-7	0	0	PBU, QBH
ULM	3-6-9	1.0	0	-
Baylor	2-2-4	0	0	QBH
TCU	2-2-4	1.0	0	-
West Virginia	5-4-9	0.5	0	0.5 QBS, FF
Texas Tech	5-0-5	2.0	0	QBS
Okla. St.	1-6-7	0	1	PBU
Oklahoma	2-3-5	0.5	0	0.5 QBS
Texas	1-3-4	0	0	-
Kansas	2-3-5	0	0	PBU
Kansas St.	2-0-2	0	0	-
Notre Dame	5-3-8	1.0	0	QBS, QBH

LINEBACKERS

2020

Opp.	S-A-T	TFL	Int.	Misc.
Louisiana	2-4-6	1.0	0	-
TCU	6-4-10	0	1	-
Oklahoma	6-5-11	1.5	0	0.5 QBS, QBH
Texas Tech	3-0-3	1.0	0	-
Okla. St.	7-3-10	1.0	0	-
Kansas	4-1-5	0	0	PBU

34 O'RIEN VANCE

LB, 6-2, 248, Jr.
Cedar Rapids, Iowa

HM All-Big 12 in 2019 ... third on the team in tackles with 37 ... started 18 games in career ... had eight tackles vs. Texas Tech ... led team with six tackles and had a sack vs. Kansas.

CAREER STATISTICS

Defense

Year	G	S-TT	TFL	QBS	FF-FR	PBU	INT
2018	11	14-24	4.5	1.5	0-1	0	0
2019	12	34-66	9.0	6.5	1-1	0	0
2020	6	17-37	2.0	1.0	0-0	1	0
Career	29	65-127	15.5	9.0	1-2	1	0

CAREER BESTS

Tackles: 9 vs. Baylor, 9/28/19

Solo Tackles: 6, three times

Passes Broken Up: 1 vs. Texas Tech, 10/10/20

Interceptions: 0

2018

Opp.	S-A-T	TFL	Int.	Misc.
Oklahoma	1-0-1	0	0	-
Akron	0-2-2	1.0	0	0.5 QBS
TCU	0-0-0	0	0	FR
Oklahoma St.	5-0-5	2.0	0	QBS, 2 QBH
Texas Tech	1-1-2	0	0	QBH
Kansas	2-0-2	0	0	-
Baylor	0-1-1	0	0	-
Texas	3-2-5	0	0	-
Kansas State	1-3-4	1.5	0	-
Drake	1-1-2	0	0	-

2019

Opp.	S-A-T	TFL	Int.	Misc.
UNI	6-2-8	2.0	0	2 QBS
Iowa	1-3-4	1.0	0	QBS, QBH
ULM	1-4-5	0.5	0	0.5 QBS, QBH
Baylor	6-3-9	2.0	0	2 QBS, 3 QBH
TCU	6-2-8	1.0	0	QBS, FF
West Virginia	0-1-1	0	0	-
Oklahoma St.	2-4-6	0	0	-
Oklahoma	1-5-6	0.5	0	FR, QBH
Texas	3-3-6	1.0	0	-
Kansas	1-2-3	1.0	0	QBH
Kansas State	5-0-5	0	0	QBH
Notre Dame	2-3-5	0	0	-

2020

Opp.	S-A-T	TFL	Int.	Misc.
Louisiana	3-2-5	0	0	-
TCU	3-4-7	0	0	-
Oklahoma	2-3-5	1.0	0	-
Texas Tech	3-5-8	0	0	PBU
Okla. St.	3-3-6	0	0	-
Kansas	3-3-6	1.0	0	QBS

32 GERRY VAUGHN

LB, 5-11, 225, So.
Atlanta, Ga.

Key reserve at linebacker, tallying 13 tackles, including eight solo stops.

CAREER STATISTICS

Defense

Year	G	S-TT	TFL	QBS	FF-FR	PBU	INT
2018	2	0-0	0	0	0-0	0	0
2019	13	1-3	0	0	0-0	0	0
2020	6	8-13	0	0	0-0	0	0
Career	21	9-16	0	0	0-0	0	0

CAREER BESTS

Tackles: 6 vs. TCU, 9/26/20

Solo Tackles: 5 vs. TCU, 9/26/20

Passes Broken Up: 0

Interceptions: 0

2019

Opp.	S-A-T	TFL	Int.	Misc.
ULM	0-1-1	0	0	-
Texas Tech	1-1-2	0	0	-

2020

Opp.	S-A-T	TFL	Int.	Misc.
Louisiana	0-2-2	0	0	-
TCU	5-1-6	0	0	-
Oklahoma	0-1-1	0	0	-
Okla. St.	3-1-4	0	0	-

DEFENSIVE BACKS

4 ARNOLD AZUNNA

DB, 6-0, 199, Sr.
Grand Prairie, Texas

Started three games ... has 24 tackles on the year ... Nigerian name is "Chima." ... sports a Nigerian flag on his helmet.

CAREER STATISTICS

Defense

Year	G	S-TT	TFL	FF-FR	PBU	INT
2017	2	0-0	0	0-0	0	0
2018	11	8-8	0	0-0	1	0
2019	11	18-30	1.0	1-0	0	0
2020	6	13-24	0.5	1-0	0	0
Career	30	39-62	1.5	2-0	1	0

CAREER BESTS

Tackles: 8 vs. ULM, 9/21/19

Solo Tackles: 4, three times

Passes Broken Up: 1 vs. Kansas State, 11/24/18

Interceptions: 0

2018

Opp.	S-A-T	TFL	Int.	Misc.
Oklahoma	1-0-1	0	0	-
Akron	1-0-1	0	0	-
Baylor	2-0-2	0	0	-
Texas	4-0-4	0	0	-
Kansas State	0-0-0	0	0	PBU

2019

Opp.	S-A-T	TFL	Int.	Misc.
UNI	2-0-2	0	0	QBH
ULM	1-7-8	1.0	0	QBS
Baylor	2-0-2	0	0	-
TCU	2-2-4	0	0	-
West Virginia	1-0-1	0	0	-
Texas Tech	2-2-4	0	0	FF
Oklahoma St.	2-0-2	0	0	-
Oklahoma	3-0-3	0	0	-
Texas	0-0-0	0	0	-
Kansas St.	1-0-1	0	0	-
Notre Dame	2-1-3	0	0	-

2020

Opp.	S-A-T	TFL	Int.	Misc.
Louisiana	1-2-3	0	0	-
TCU	1-0-1	0	0	-
Oklahoma	1-3-4	0	0	-
Texas Tech	4-1-5	0	0	FF
Okla. St.	4-1-5	0	0	-
Kansas	2-4-6	0.5	0	0.5 QBS

12 GREG EISWORTH II

DB, 6-0, 198, Sr.
Grand Prairie, Texas

Preseason All-Big 12 ... Bednarik Award, Bronko Nagurski Trophy, Lott IMPACT Trophy and Jim Thorpe Award watch list member ... two-time 1st-team All-Big 12 (2018, 2019) ... one of four Cyclones in Big 12 history (1996-present) to earn first-team all-league honors twice ... has 27 tackles on the season ... had two takeaways vs. Kansas with an interception and fumble recovery ... in career, has 179 tackles, 8.5 TFL, three interceptions, 16 PBU and three fumble recoveries ... has three double-digit tackle games in career ... led the team in tackles in 2018 at 7.2 tpg ... led ISU in tackles in seven games in career ... played QB in H.S.

CAREER STATISTICS

Defense

Year	G	S-TT	TFL	FF-FR	PBU	INT
2018	12	56-87	4.0	2-0	5	1
2019	12	37-65	3.5	0-0	10	1
2020	6	16-27	1.0	0-1	1	1
Career	30	109-179	8.5	2-1	16	3

CAREER BESTS

Tackles: 15 vs. Iowa, 9/14/19

Solo Tackles: 9 vs. Texas, 11/17/18

Passes Broken Up: 3, twice

Interceptions: 1, three times

2018

Opp.	S-A-T	TFL	Int.	Misc.
Iowa	3-3-6	0	0	-
Oklahoma	6-8-14	1.0	0	FF
Akron	7-2-9	1.0	0	3 PBU
TCU	6-3-9	0	0	-
Oklahoma St.	3-0-3	1.0	0	-
West Virginia	5-3-8	1.0	0	QBS
Texas Tech	3-2-5	0	1	-
Kansas	7-1-8	0	0	-
Baylor	2-4-6	0	0	-
Texas	9-3-12	0	0	FF
Kansas St.	3-1-4	0	0	-
Washington St.	2-1-3	0	0	2 PBU

2019

Opp.	S-A-T	TFL	Int.	Misc.
UNI	5-3-8	0	0	-
Iowa	7-8-15	0	0	PBU
ULM	2-4-6	0	0	PBU
Baylor	3-1-4	1.0	0	-
TCU	3-3-6	0.5	0	PBU
Texas Tech	3-2-5	0	0	PBU
Oklahoma	2-1-3	1.0	0	3 PBU
Texas	2-0-2	1.0	0	2 PBU
Kansas	2-3-5	0	0	PBU
Kansas State	6-0-6	0	1	-
Notre Dame	2-3-5	0	0	-

2020

Opp.	S-A-T	TFL	Int.	Misc.
Louisiana	4-2-6	0	0	-
TCU	3-1-4	0	0	-
Oklahoma	2-3-5	0.5	0	-
Texas Tech	2-2-4	0.5	0	-
Okla. St.	3-3-6	0	0	PBU
Kansas	2-0-2	0	1	FR

26 ANTHONY JOHNSON JR.

DB, 6-0, 192, Jr.
St. Petersburg, Fla.

HM All-Big 12 in 2019 ... started 23 games in career, including 22-straight ... tallied 18 tackles on the year ... has 104 tackles, 9.5 TFL and 17 PBU in career ... his 17 PBU in career makes him ISU's active leader ... posted five tackles vs. Oklahoma.

CAREER STATISTICS

Defense

Year	G	S-TT	TFL	FF-FR	PBU	INT
2018	12	22-28	1.0	0-0	5	0
2019	13	47-60	7.0	2-0	10	0
2020	6	11-18	1.5	0-0	2	0
Career	31	80-106	9.5	2-0	17	0

CAREER BESTS

Tackles: 9 vs. Oklahoma State, 10/25/19

Solo Tackles: 7, twice

Passes Broken Up: 3 vs. Kansas, 11/23/19

Interceptions: 0

2018

Opp.	S-A-T	TFL	Int.	Misc.
West Virginia	1-0-1	0	0	-
Kansas	3-0-3	0	0	2 PBU
Baylor	7-1-8	0	0	PBU
Texas	2-1-3	1.0	0	-
Kansas St.	3-1-4	0	0	PBU
Drake	4-2-6	0	0	PBU
Washington St.	2-1-3	0	0	-

2019

Opp.	S-A-T	TFL	Int.	Misc.
UNI	0-1-1	0.5	0	PBU
Iowa	5-3-8	2.0	0	QBS
ULM	4-1-5	0	0	PBU
Baylor	4-1-5	1.0	0	PBU, FF
TCU	2-2-4	0.5	0	PBU
West Virginia	3-0-3	1.0	0	QBS, FF
Texas Tech	3-0-3	0	0	-
Oklahoma St.	7-2-9	0	0	PBU
Oklahoma	2-0-2	0	0	-
Texas	4-3-7	0	0	2 PBU
Kansas	6-0-6	1.0	0	3 PBU
Kansas St.	4-0-4	0	0	-
Notre Dame	3-0-3	1.0	0	-

2020

Opp.	S-A-T	TFL	Int.	Misc.
Louisiana	0-3-3	0	0	-
TCU	2-0-2	0	0	PBU
Oklahoma	3-2-5	0.5	0	-
Texas Tech	1-2-3	0	0	-
Okla. St.	3-0-3	1.0	0	PBU
Kansas	2-0-2	0	0	-

DEFENSIVE BACKS

19 KYM-MANI KING

DB, 5-10, 169, So.
New Port Richey, Fla.

Has five tackles on the year.

CAREER STATISTICS

Defense

Year	G	S-TT	TFL	FF-FR	PBU	INT
2019	13	4-7	0	0-0	0	0
2020	5	3-5	0	0-0	0	0
Career	18	7-12	0	0-0	0	0

CAREER BESTS

Tackles: 2, three times
Solo Tackles: 1, seven times
Passes Broken Up: 0
Interceptions: 0

2019

Opp.	S-A-T	TFL	Int.	Misc.
ULM	1-0-1	0	0	-
West Virginia	1-0-1	0	0	-
Texas Tech	1-1-2	0	0	-
Oklahoma	0-1-1	0	0	-
Kansas	1-1-2	0	0	-

2020

Opp.	S-A-T	TFL	Int.	Misc.
Louisiana	1-1-2	0	0	-
TCU	1-0-1	0	0	-
Oklahoma	1-0-1	0	0	-
Texas Tech	0-1-1	0	0	-

13 TAYVONN KYLE

DB, 5-11, 174, So.
Valdosta, Ga.

HM All-Big 12 in 2019 ... started five games this year ... tallied 20 tackles on the year ... posted a career-high five solo stops vs. Texas Tech ... had four tackles and a PBU vs. Louisiana ... all-state sprinter and triple jumper in H.S.

CAREER STATISTICS

Defense

Year	G	S-TT	TFL	FF-FR	PBU	INT
2019	7	22-29	4.0	0-0	1	0
2020	6	15-20	2.0	0-0	3	0
Career	13	37-49	6.0	0-0	4	0

CAREER BESTS

Tackles: 7 vs. Notre Dame, 12/28/19
Solo Tackles: 5 vs. Texas Tech, 10/10/20
Passes Broken Up: 1, four times
Interceptions: 0

2019

Opp.	S-A-T	TFL	Int.	Misc.
West Virginia	1-0-1	0	0	-
Texas Tech	4-1-5	0	0	-
Oklahoma	4-2-6	1.5	0	0.5 QBS
Texas	3-1-4	1.0	0	-
Kansas	4-0-4	0	0	PBU
Kansas State	3-0-3	1.0	0	-
Notre Dame	4-3-7	0.5	0	-

2020

Opp.	S-A-T	TFL	Int.	Misc.
Louisiana	2-2-4	0	0	PBU
TCU	2-0-2	0	0	-
Oklahoma	3-2-5	0	0	-
Texas Tech	5-1-6	0	0	PBU
Oklahoma	2-0-2	1.0	0	PBU
Kansas	1-0-1	1.0	0	-

24 D.J. MILLER JR.

DB, 5-11, 176, So.
O'Fallon, Mo.

Has six tackles.

CAREER STATISTICS

Defense

Year	G	S-TT	TFL	FF-FR	PBU	INT
2019	11	5-9	0	1-1	3	0
2020	6	4-6	0	0-0	1	0
Career	17	9-15	0	1-1	4	0

CAREER BESTS

Tackles: 3, twice
Solo Tackles: 3 vs. Kansas, 10/31/20
Passes Broken Up: 1, four times
Interceptions: 0

2019

Opp.	S-A-T	TFL	Int.	Misc.
Iowa	1-0-1	0	0	-
ULM	0-1-1	0	0	FR, PBU
Baylor	0-1-1	0	0	-
TCU	1-2-3	0	0	-
West Vir.	2-0-2	0	0	FF
Texas Tech	1-0-1	0	0	PBU
Oklahoma St.	0-0-0	0	0	PBU

2020

Opp.	S-A-T	TFL	Int.	Misc.
Louisiana	0-1-1	0	0	-
TCU	0-1-1	0	0	-
Texas Tech	1-0-1	0	0	-
Kansas	3-0-3	0	0	PBU

11 LAWRENCE WHITE IV

DB, 6-0, 197, Sr.
Bakersfield, Calif.

HM All-Big 12 in 2019 ... has 25 career starts, including 19-straight ... tallied 30 tackles on the year, ranking fourth on the team ... has 180 tackles, 6.5 TFL and three interceptions in career ... tied for the active team lead in career interceptions (3) ... had 10 tackles vs. Oklahoma ... picked off a pass vs. Oklahoma State ... best bowler on the team ... can consistently bowl in the mid-200s ... also played QB in H.S. and was an all-state long-jumper as a prep ... criminal justice major who wants to go back to his hometown of Bakersfield after graduation.

CAREER STATISTICS

Defense

Year	G	S-TT	TFL	FF-FR	PBU	INT
2017	13	10-16	0	0-0	1	0
2018	11	36-50	2.5	0-0	1	0
2019	13	50-84	4.0	0-0	4	2
2020	6	23-30	0	0-0	0	1
Career	43	119-180	6.5	0-0	6	3

CAREER BESTS

Tackles: 11 vs. Iowa, 9/14/19
Solo Tackles: 8, twice
Passes Broken Up: 2 vs. Iowa, 9/14/19
Interceptions: 1, three times

2017

Opp.	S-A-T	TFL	Int.	Misc.
Iowa	0-3-3	0	0	-
Akron	3-0-3	0	0	-
Oklahoma	1-0-1	0	0	-
Kansas	1-0-1	0	0	PBU
Texas Tech	1-0-1	0	0	-
West Virginia	1-0-1	0	0	-
Memphis	3-3-6	0	0	-

2018

Opp.	S-A-T	TFL	Int.	Misc.
Iowa	3-2-5	0.5	0	-
Oklahoma	1-0-1	0	0	-
Akron	8-1-9	0	0	-
TCU	3-1-4	0	0	-
Oklahoma St.	4-1-5	0	0	-
Kansas	2-1-3	0	0	PBU
Baylor	2-1-3	0	0	-
Texas	6-4-10	1.0	0	QBS
Kansas St.	5-2-7	1.0	0	-
Drake	1-0-1	0	0	-
Wash. St.	1-1-2	0	0	-

2019

Opp.	S-A-T	TFL	Int.	Misc.
UNI	4-4-8	0	0	PBU
Iowa	4-7-11	0	0	2 PBU
ULM	3-5-9	0	1	-
Baylor	4-2-6	0	0	-
TCU	3-2-5	1.0	0	-
West Vir.	1-1-2	0	0	PBU
Texas Tech	7-1-8	0	0	-
Oklahoma St.	3-2-5	0	0	-
Oklahoma	6-1-7	1.0	1	QBH
Texas	5-5-10	1.0	0	QBS
Kansas	4-3-7	1.0	0	-
Kansas St.	5-0-5	0	0	-
Notre Dame	1-1-2	0	0	-

2020

Opp.	S-A-T	TFL	Int.	Misc.
Louisiana	4-2-6	0	0	-
TCU	3-1-4	0	0	-
Oklahoma	8-2-10	0	0	-
Texas Tech	1-1-2	0	0	-
Okla. St.	3-1-4	0	1	-
Kansas	4-0-4	0	0	-

DEFENSIVE BACKS

2 DATRONE YOUNG

DB, 5-9, 170, Jr.
Delray Beach, Fla.

Has 12 career starts ... posted two tackles vs. Kansas ... nicknamed "Speedy."

CAREER STATISTICS

Defense

Year	G	S-TT	TFL	FF-FR	PBU	INT
2018	8	10-12	0	0-0	2	0
2019	13	12-19	1.0	0-0	1	0
2020	5	3-3	0	0-0	0	0
Career	26	25-34	1.0	0-0	3	0

CAREER BESTS

Tackles: 5 vs. UNI, 8/31/19

Solo Tackles: 3, twice

Passes Broken Up: 1, three times

Interceptions: 0

2018

Opp.	S-A-T	TFL	Int.	Misc.
Oklahoma	1-1-2	0	0	-
Akron	1-0-1	0	0	-
TCU	1-1-2	0	0	-
Oklahoma St.	3-0-3	0	0	-
West Virginia	0-0-0	0	0	PBU
Texas Tech	2-0-2	0	0	-
Kansas	2-0-2	0	0	PBU

2019

Opp.	S-A-T	TFL	Int.	Misc.
UNI	1-4-5	0	0	-
Iowa	0-0-0	0	0	PBU
ULM	0-1-1	0	0	-
Baylor	1-1-2	0	0	-
TCU	2-0-2	0	0	-
West Virginia	2-0-2	1.0	0	-
Texas Tech	3-0-3	0	0	-
Oklahoma	1-0-1	0	0	-
Texas	1-0-1	0	0	-
Notre Dame	1-1-2	0	0	-

2020

Opp.	S-A-T	TFL	Int.	Misc.
Okla. St.	1-0-1	0	0	-
Kansas	2-0-2	0	0	-

1 ISHEEM YOUNG

DB, 5-10, 208, Fr.
Philadelphia, Pa.

FWAA Freshman All-American Watch List member ... started three games, posting 27 tackles ... sealed the victory over Oklahoma with an interception late in the fourth quarter ... also had seven tackles vs. the Sooners ... made a huge stop on fourth down vs. Texas Tech ... had four tackles, forced a fumble, tallied a TFL and had two PBU vs. Kansas ... a four-star recruit and a top-30 safety nationally as a prep.

CAREER STATISTICS

Defense

Year	G	S-TT	TFL	FF-FR	PBU	INT
2020	6	17-27	1.0	1-0	3	1
Career	6	17-27	1.0	1-0	3	1

CAREER BESTS

Tackles: 7 vs. Oklahoma, 10/3/20

Solo Tackles: 4, three times

Passes Broken Up: 2 vs. Kansas, 10/31/20

Interceptions: 1 vs. Oklahoma, 10/3/20

2020

Opp.	S-A-T	TFL	Int.	Misc.
Louisiana	1-1-2	0	0	-
TCU	3-2-5	0	0	-
Oklahoma	4-3-7	0	1	PBU
Texas Tech	1-2-3	0	0	-
Okla. St.	4-2-6	0	0	-
Kansas	4-0-4	1.0	0	FF, 2 PBU

SPECIALISTS

96 CONNOR ASSALLEY

PK, 6-0, 195, Sr.
Naperville, Ill.

Is 6-of-9 on field goal tries this year ... is 37-of-51 on FGs and 107-of-113 on PATs in career ... ranks fourth at ISU in career FG pct. (72.5 pct.) ... tied for eighth in ISU history in career FGs made (37) ... had a streak of 11-straight FGs made end vs. Texas Tech, tying for the 2nd-longest string in school history ... recorded ISU's first walk-off game-winning field goal in regulation since 1983 with a 36-yard FG as time expired to beat No. 22 Texas in 2019 ... originally a walk-on, was placed on scholarship prior to his senior season.

CAREER STATISTICS

Placekicking

Year	G	PATs	Pct.	FGs	Pct.	Pts.
2018	13	36-38	94.7	16-23	69.6	84
2019	13	49-51	96.1	15-19	78.9	94
2020	6	22-24	91.7	6-9	66.7	40
Career	32	107-113	94.7	37-51	72.5	218

20-29: 17-18 **30-39:** 10-16 **40-49:** 6-13 **50+:** 1-1

CAREER BESTS

Points: 18 vs. ULM, 9/21/19

PATs: 9 vs. ULM, 9/21/19

FGs: 4 vs. Akron, 9/22/18

Long: 50 vs. Washington State, 12/28/18

2018

Opp.	FG-A	PAT-A	Lg	Pts
Iowa	1-1	0-0	23	3
Oklahoma	2-2	3-3	34	9
Akron	4-4	2-2	37	14
TCU	0-0	2-2	-	2
Okla. State	1-1	5-5	22	8
West Virginia	0-2	2-3	-	2
Texas Tech	1-2	5-5	27	8
Kansas	2-3	3-3	47	9
Baylor	2-2	2-2	37	8
Texas	1-2	1-1	40	4
Kansas St.	0-1	6-6	-	6
Drake	0-0	3-4	-	3
Washington St.	2-3	2-2	50	8

2019

Opp.	FG-A	PAT-A	Lg	Pts
UNI	3-4	2-2	42	11
Iowa	1-1	2-2	26	5
ULM	3-3	9-9	37	18
Baylor	0-2	2-2	-	2
TCU	0-0	7-7	-	7
West Virginia	0-0	5-5	-	5
Texas Tech	0-0	4-5	-	4
Okla. State	2-3	3-3	32	9
Oklahoma	0-0	5-5	-	5
Texas	2-2	2-2	36	8
Kansas	0-0	5-6	-	5
Kansas State	1-1	2-2	36	5
Notre Dame	3-3	0-0	42	9

2020

Opp.	FG-A	PAT-A	Lg	Pts
Louisiana	0-0	2-2	-	2
TCU	1-1	4-5	24	7
Oklahoma	3-3	4-4	35	13
Texas Tech	1-2	4-4	26	7
Okla. St.	0-2	3-3	-	3
Kansas	1-1	5-6	40	8

13 COREY DUNN

P, 6-0, 198, Sr.
Numurkah, Australia

Seen first action since missing the 2019 season while recovering from an Achilles tendon tear ... averaging 44.0 yards on two punts ... averaged 40.2 ypp and had 10 50-yarders in 2018 ... boomed a career-long 65-yarder vs. West Virginia ... born October 20, 1992 and is the 9th-oldest player in FBS (27) ... used for dropkick kickoffs ... played Australian Rules Football growing up ... is an ambipedal- can accurately kick with both feet.

CAREER STATISTICS

Punting

Year	G	No.	Yds.	Avg.	50+	i20	Long
2018	12	53	2129	40.2	10	23	65
2019	Injured						
2020	2	2	88	44.0	0	1	49
Career	14	55	2217	40.3	10	24	65

CAREER BESTS

Punts: 8 vs. Iowa, 9/18/18

Long Punt: 65 vs. West Virginia, 10/13/18

Average (min 4 punts): 47.0 vs. Texas, 11/17/18

Inside 20: 4 vs. Oklahoma State, 10/6/18

50-Yarders: 2 vs. Texas, 11/17/18

2018

Opp.	No.	Yds.	Avg.	Long	50+	i20
Iowa	8	293	36.6	58	1	2
Oklahoma	3	125	41.7	48	0	1
Akron	4	157	39.2	50	1	3
TCU	5	180	36.0	43	0	2
Okla. St.	6	246	41.0	51	1	4
West Vir.	4	174	43.5	65	2	2
Texas Tech	6	225	37.5	47	0	2
Kansas	5	195	39.0	50	1	1
Baylor	3	124	41.3	53	1	0
Texas	6	282	47.0	61	2	3
Kansas St.	0	-	-	-	-	-
Wash. St.	3	128	42.7	62	1	3

2020

Opp.	No.	Yds.	Avg.	Long	50+	i20
TCU	2	88	44.0	49	0	1

7 JOE RIVERA

P, 6-2, 200, Sr.
Grinnell, Iowa

Ray Guy Award watch list member ... third in the Big 12 in punting average at 42.4, ranking 37th nationally ... has eight 50-yarders, including a season-long 64-yard punt vs. TCU ... averaged 50.2 yards on five punts vs. TCU ... tallied 17 50+ yard punts in career ... tallied a career-long 65-yard punt vs. Kansas State in 2019 ... career average of 41.1 ranks sixth in school history ... born in Puerto Rico and moved to the U.S. when he was nine years old ... sports the flag of Puerto Rico on his helmet.

CAREER STATISTICS

Punting

Year	G	No.	Yds.	Avg.	50+	i20	Long
2018	13	2	76	38.0	0	0	46
2019	12	54	2194	40.6	9	27	65
2020	6	26	1102	42.4	8	9	64
Career	31	82	3372	41.1	17	36	65

CAREER BESTS

Punts: 8, twice

Long Punt: 65 vs. Kansas State, 11/30/19

Best Average: 50.2 vs. TCU, 9/26/20

Inside 20: 4, three times

50-Yarders: 3, twice

2018

Opp.	No.	Yds.	Avg.	Long	50+	i20
Drake	2	76	38.0	46	0	0

2019

Opp.	No.	Yds.	Avg.	Long	50+	i20
UNI	3	115	38.3	41	0	3
Iowa	4	157	39.2	44	0	1
Baylor	5	197	39.4	43	0	2
TCU	3	125	41.3	49	0	2
West Vir.	3	137	45.7	54	1	2
Texas Tech	3	124	31.3	42	0	1
Okla. St.	6	260	43.3	53	2	2
Oklahoma	5	202	40.4	58	1	2
Texas	5	198	39.6	44	0	2
Kansas	4	161	40.2	50	1	2
Kansas St.	8	283	35.4	65	1	4
Notre Dame	5	236	47.2	53	3	4

2020

Opp.	No.	Yds.	Avg.	Long	50+	i20
Louisiana	5	216	43.2	56	2	3
TCU	5	251	50.2	64	2	0
Oklahoma	1	29	29.0	29	0	1
Texas Tech	4	176	44.0	55	1	1
Okla. St.	8	340	42.5	53	3	4
Kansas	3	90	30.0	47	0	0

GAME-BY-GAME STARTERS

OPP.	QB	RB	TE	F	WRM	WRX	WRZ	LT	LG	C	RG	RT
UL	Purdy	Hall	Allen	-	Milton	Hutchinson	Shaw	Foster	Downing	Newell	Schweiger	Ramos
TCU	Purdy	Hall	Kolar	-	Akers	Hutchinson	Shaw	Foster	Schweiger	Newell	Simmons	Ramos
OU	Purdy	Hall	Kolar	Allen	Akers	Hutchinson	-	Foster	Schweiger	Newell	Simmons	Ramos
TTU	Purdy	Hall	Allen	Soehner	-	Hutchinson	Shaw	Foster	Simmons	Newell	Schweiger	Ramos
OSU	Purdy	Hall	Allen	Soehner	-	Hutchinson	Shaw	Foster	Simmons	Newell	Schweiger	Remsburg
KU	Purdy	Hall	Soehner	-	Akers	Hutchinson	Shaw	Foster	Schweiger	Newell	Simmons	Remsburg
BU												
KSU												
UT												
WVU												

OPP.	E	NG	DT	E	WLB	MLB	SLB	Star	FS	SS	LC	RC
UL	Bailey	Lee	-	Uwazurike	Hummel	Vance	Rose	Young	White	Eisworth	Johnson	Kyle
TCU	Bailey	Lee	-	Uwazurike	Hummel	Vance	Rose	Azunna	White	Eisworth	Johnson	Kyle
OU	Bailey	Lee	-	Uwazurike	Hummel	Vance	Rose	Young	White	Eisworth	Johnson	Kyle
TTU	Bailey	Lee	-	Uwazurike	Hummel	Vance	Rose	Azunna	White	Eisworth	Johnson	Kyle
OSU	Bailey	Lee	-	Uwazurike	Hummel	Vance	Rose	Azunna	White	Eisworth	Johnson	Kyle
KU	Bailey	Lee	-	Uwazurike	Hummel	Vance	Rose	Azunna	White	Eisworth	Johnson	Young
BU												
KSU												
UT												
WVU												

NCAA STAT RANKINGS

Team

Category	NCAA	Big 12
Scoring Offense (32.0)	38th	4th
Rushing Offense (200.7)	23rd	1st
Passing Offense (232.7)	61st	7th
Pass Efficiency (126.9)	53rd	7th
Scoring Defense (26.0)	42nd	4th
Rushing Defense (114.7)	23rd	3rd
Passing Defense (244.5)	59th	6th
Pass Effic. Defense (139.3)	58th	8th
QB Sacks (3.0)	20th	3rd
Tackles for Loss (7.8)	21st	5th
Net Punting (34.3)	95th	8th
Punt Returns (6.3)	59th	5th
Kickoff Returns (27.6)	12th	3rd
Penalty Yards (49.0)	35th	2nd
Turnover Margin (0.17)	47th	4th


Individuals

Category	NCAA	Big 12
Breece Hall		
Rushing (150.2)	1st	1st
Rushing TDs (11)	2nd	1st
100-Yd Games (6)	1st	1st
JaQuan Bailey		
Tackles For Loss (1.8)	11th	3rd
Kene Nwangwu		
Kickoff Returns (29.0)	10th	2nd
Mike Rose		
Interceptions (2)	20th	1st

LONG PLAYS- SCRIMMAGE

Yds.	Player
75	Breece Hall (rush) vs. TCU
70	Breece Hall (rush) vs. Oklahoma State
66	Breece Hall (rush) vs. Oklahoma State
65	Xavier Hutchinson (rec.) vs. Oklahoma
58	Breece Hall (rush) vs. Kansas
49	Kene Nwangwu (rush) vs. TCU
49	Landen Akers (rec.) vs. TCU
44	Joe Scates (rec.) vs. TCU
42	Tarique Milton (rec.) vs. Oklahoma
36	Breece Hall (rush) vs. Oklahoma
36	Xavier Hutchinson (rec.) vs. Kansas
35	Landen Akers (rec.) vs. Oklahoma
32	Breece Hall (rush) vs. TCU
31	Breece Hall (rush) vs. Kansas
30	Joe Scates (rec.) vs. Kansas

SERIES HISTORY



BU LEADS, 10-8

Home: ISU leads 5-4

Road: BU leads 6-3

Neutral: NA

Current Streak: 1 by BU

Longest ISU win streak: 4 (1997-2004)

Overtime: NA

Campbell vs. BU: 2-2

Largest Iowa State Winning Margin: 41 in 2001 (41-0)

Recent Series History Top Performances

Year	Home	Result	Top Performances
1997	H	W, 24-17	Receiving Yards
2000	A	W, 31-17	178- Darius Reynolds, 2011
2001	H	W, 41-0	Receptions
2004	A	W, 26-25	9- Marquis Hamilton, 2009
2005	H	L, 13-23	Rushing Yards
2008	A	L, 10-38	247- Darren Davis, 1997
2009	H	W, 24-10	Passing Yards
2011	A	L, 26-49	381- Steele Jantz, 2012
2012	H	W, 35-21	
2013	A	L, 7-71	
2014	H	L, 28-49	
2015	A	L, 27-45	
2016	H	L, 42-45	
2017	A	W, 23-13	
2018	H	W, 28-14	
2019	A	L, 21-23	

SITUATIONAL RECORDS

Situation	2020	Campbell
Overall	4-2	30-27
Non-conference	0-1	8-8
Big 12	4-1	22-19
Home	2-1	18-12
Road	2-1	12-13
Neutral	0-0	0-2
In overtime(s)	0-0	1-1
Score first	2-2	17-12
Opponent scores first	2-0	13-15
Ahead at half	3-1	24-5
Behind at half	1-1	5-18
Tied at half	0-0	1-4
Score fewer than 20 points	0-1	1-13
Score 20-29 points	0-1	8-9
Score 30-39 points	3-0	9-1
Score 40-49 points	0-0	9-4
Score more than 50 points	1-0	3-0
Allow fewer than 20 points	1-0	13-4
Allow 20-29 points	1-1	10-9
Allow 30-39 points	2-1	6-7
Allow 40-49 points	0-0	1-7
Allow more than 50 points	0-0	0-0
Decided by 1-3 points	1-1	5-9
Decided by 4-7 points	1-0	6-7
Decided by 8-10 points	0-0	4-4
Decided by 11-20 points	1-1	6-2
Decided by more than 20 points	1-0	9-5
In August	0-0	1-0
In September	1-1	6-11
In October	3-1	13-6
In November	0-0	8-8
In December	0-0	2-2
Day games	3-2	26-17
Night games	1-0	4-10
Natural grass	3-1	20-15
Artificial Turf	1-1	10-12
As Top-25 team	2-2	7-7
Versus Top-25 teams	1-1	7-12
Versus Top-10 teams	0-1	3-3
Rushing: ISU has more	4-2	22-7
Rushing: ISU has less	0-0	8-20
Rushing over 200 yards	3-1	9-3
Rushing less than 200 yards	1-1	21-24
Opp. Rushing over 200 yards	0-1	3-11
Opp. Rushing less than 200 yards	4-1	27-16
Passing: ISU has more	2-0	23-16
Passing: ISU has less	2-2	6-11
Passing over 300 yards	1-0	13-8
Passing less than 300 yards	3-2	17-19
Opp. Passing over 300 yards	2-0	6-8
Opp. Passing less than 300 yards	2-2	24-19
Total Offense: ISU has more	3-1	24-6
Total Offense: ISU has less	1-1	6-21
Total Offense over 400 yards	4-0	21-12
Total Offense less than 400 yards	0-2	9-15
Opp. Total Offense over 400 yards	2-1	10-17
Opp. Total Offense less than 400 yards	2-1	20-10
Turnovers: Win Margin	2-1	17-6
Turnovers: Lose Margin	1-1	9-16
Turnovers: Tied	1-0	4-5
ISU has 100-yard rusher	4-2	19-10
ISU has 300-yard passer	1-0	10-7
ISU has 100-yard receiver	0-0	14-9
Wins Coin Toss	3-2	15-12
Loses Coin Toss	1-0	15-15

THE LAST TIME

Rushing

100 yards	Breece Hall (185) vs. Kansas (10-31-20)
200 yards	Mike Warren (245) at Texas Tech (10-10-15)
3 TDs	Breece Hall (3) vs. TCU (9-26-20)
4 TDs	Joel Lanning (5) vs. Texas Tech (11-19-16)
5 TDs	Joel Lanning (5) vs. Texas Tech (11-19-16)
30 attempts	David Montgomery (33) vs. Drake (12-1-18)
40 attempts	Darren Davis (43) vs. Kansas St. (11-21-98)
50 attempts	Troy Davis (53) vs. UNI (9-21-96)

Passing

300 yards	Brock Purdy (302) vs. Texas Tech (10-10-20)
400 yards	Brock Purdy (435) vs. ULM (9-21-19)
30 completions	Brock Purdy (32) vs. Texas Tech (10-10-20)
50 attempts	Brock Purdy (62) vs. Oklahoma St. (10-26-19)
3 TDs	Brock Purdy (4) vs. Kansas (11-23-19)
4 TDs	Brock Purdy (4) vs. Kansas (11-23-19)
5 TDs	Brock Purdy (5) vs. Oklahoma (11-9-19)

Receiving

100 yards	Charlie Kolar (100) vs. Kansas (11-23-19)
200 yards	Todd Blythe (214) at Texas A&M (10-29-05)
10 receptions	Dashaunte Jones (10) vs. TCU (10-5-19)
2 TDs	La'Michael Pettway (2) vs. Kansas (11-23-19)
3 TDs	Quenton Bundrage (3) vs. Iowa (9-14-13)
4 TDs	Todd Blythe (4) at Texas A&M (10-29-05)

Total Offense

350 yards	Brock Purdy (381) vs. Kansas (11-23-19)
400 yards	Brock Purdy (510) vs. ULM (9-21-19)
450 yards	Brock Purdy (510) vs. ULM (9-21-19)

Field Goals Made

3	Connor Assalley (3) vs. Oklahoma (10-3-20)
4	Connor Assalley (4) vs. Akron (9-22-18)
5	Bret Culbertson (5) vs. Iowa (9-15-07)

Tackles

15	Greg Eisworth (15) vs. Iowa (9-14-19)
20	Joel Lanning (20) vs. Texas (9-28-17)

Interceptions

2	Marcel Spears (2) vs. Texas Tech (10-27-18)
3	George Walker (3) vs. Vanderbilt (9-17-83)
4	Barry Hill (4) vs. Kansas (10-26-74)

CAREER RECORDS

Rushing Touchdowns

1.	36	Troy Davis, 1994-96
2.	34	Dexter Green, 1975-78
3.	31	George Amundson, 1970-72
	31	Blaise Bryant, 1989-90
5.	28	Dwayne Crutchfield, 1980-81
6.	27	Alexander Robinson, 2007-10
	27	Ennis Haywood, 1998-2001
8.	26	David Montgomery, 2016-18
	26	Darren Davis, 1996-99
10.	21	Dave Hoppmann, 1960-62
-	20	Breece Hall, 2019-

100-Yard Rushing Games

1.	21	Troy Davis, 1994-96
2.	19	Dexter Green, 1976-78
3.	15	David Montgomery, 2016-18
	15	Darren Davis, 1996-99
5.	13	Alexander Robinson, 2007-10
	13	Dwayne Crutchfield, 1980-81
7.	12	Ennis Haywood, 1998-2001
8.	10	Breece Hall, 2019-
	10	5 others

Yards Per Carry (200 rushes)

1.	5.62	Breece Hall, 2019-
2.	5.60	Troy Davis, 1994-96
3.	5.35	Buddy Hardeman, 1972-76
4.	5.28	Jim Wingender, 1972-75
5.	5.07	Mike Warren, 2015-18
6.	5.00	Ennis Haywood, 1998-2001
7.	4.74	Mike Williams, 1974-76
8.	4.69	David Montgomery, 2016-18

Consecutive 100-Yard Rushing Games

1.	17	Troy Davis, 10/14/95-11/23/96
2.	8	Darren Davis, 11/21/98-10/23/99
3.	6	Breece Hall, 9/12/20-present
4.	5	Dwayne Crutchfield, 9/12/81-10/10/81
5	5	Dexter Green, 11/12/77-9/16/78

Consecutive Games With A Rushing TD

1.	10	Troy Davis, 1995-96
2.	8	Blaise Bryant, 1989-90
	8	Dwayne Crutchfield, 1980-81
4.	7	Dexter Green, 1977
	7	Dave Hoppmann, 1962
6.	6	Breece Hall, 2020-present
	6	Darren Davis, 1999

Yards Per Reception

(Min. 50 Receptions)

1.	19.5	Hakeem Butler, 2016-18
2.	18.4	Luther Blue, 1974-76
3.	18.0	Willie Jones, 1971-73
4.	17.8	Jim Doran, 1948-50
5.	17.6	Todd Blythe, 2004-07
6.	16.7	Dick Limerick, 1961-63
7.	16.6	Ike Harris, 1971-73
8.	16.5	Lane Danielsen, 2000-03
9.	16.4	Tarique Milton, 2018-
10.	16.2	Ty Watley, 1996-97

Touchdown Receptions

1.	31	Todd Blythe, 2004-07
2.	26	Allen Lazard, 2014-17
3.	18	Hakeem Butler, 2016-18
4.	15	Quenton Bundrage, 2012-15
	15	Ed Williams, 1994-97
	15	Keith Krepfle, 1971-73
7.	14	Lane Danielsen, 2000-03
	14	Tracy Henderson, 1982-84
9.	12	Charlie Kolar, 2018-
	12	Willie Jones, 1971-73
	12	Dick Limerick, 1961-63
	12	Deshaute Jones, 2016-19

Completion Percentage

(Min. 200 Attempts)

1.	66.7	Kyle Kempt, 2017-18
2.	65.1	Brock Purdy, 2018-
3.	60.1	Jacob Park, 2016-17
4.	59.7	Austen Arnaud, 2007-10
5.	59.2	Bret Oberg, 1988-89
6.	58.0	Bret Meyer, 2004-07
7.	57.8	Steele Jantz, 2011-12
8.	57.7	Seneca Wallace, 2001-02
9.	57.1	Joel Lanning, 2014-17
10.	57.0	Sam Richardson, 2012-15

300-Yard Passing Games

1.	10	Brock Purdy, 2018-
2.	5	Bret Meyer, 2004-07
3.	4	Jacob Park, 2016-17
	4	Seneca Wallace, 2001-02
5.	3	Sam Richardson, 2012-15
	3	Austen Arnaud, 2007-10
	3	Sage Rosenfels, 1997-2000
8.	2	Kyle Kempt, 2017-18
	2	Grant Rohach, 2013-15
	2	Todd Bandhauer, 1995-98
	2	David Archer, 1982-83

Passing Efficiency

(Min. 200 Attempts)

1.	150.8	Brock Purdy, 2018-
2.	141.4	Kyle Kempt, 2017-18
3.	137.1	Jacob Park, 2016-17
4.	130.9	Bret Oberg, 1988-89
5.	130.6	Joel Lanning, 2014-17
6.	126.3	Bob Utter, 1990-93
7.	125.6	Seneca Wallace, 2001-02
8.	122.9	Todd Doxzon, 1993-96
9.	122.5	Dwight Nichols, 1957-59
10.	121.8	Austen Arnaud, 2007-10

Passing Yards

1.	9,499	Bret Meyer, 2004-07
2.	7,545	Brock Purdy, 2018-
3.	6,777	Austen Arnaud, 2007-10
4.	6,050	Sam Richardson, 2012-15
5.	5,307	Alex Espinoza, 1984-86
6.	5,289	Seneca Wallace, 2001-02
7.	5,234	Todd Bandhauer, 1995-98
8.	4,164	Sage Rosenfels, 1997-2000
9.	4,104	David Archer, 1982-83
10.	3,602	Bret Oberg, 1988-89

Touchdown Passes

1.	50	Brock Purdy, 2018-
	50	Bret Meyer, 2004-07
3.	45	Sam Richardson, 2012-15
4.	42	Austen Arnaud, 2007-10
5.	40	Todd Bandhauer, 1995-98
6.	33	Alex Espinoza, 1984-86
7.	26	Seneca Wallace, 2001-02
8.	25	Wayne Stanley, 1972-76
9.	23	Steele Jantz, 2011-12
	23	David Archer, 1982-83
	23	Dean Carlson, 1970-71

Touchdowns Responsible (Pass-Run)

1.	66	Brock Purdy, 2018-
2.	62	Bret Meyer, 2004-07
3.	57	Austen Arnaud, 2007-10
4.	53	George Amundson, 1970-72
5.	52	Sam Richardson, 2012-15
6.	43	Todd Bandhauer, 1995-98
7.	41	Seneca Wallace, 2001-02
8.	37	Joel Lanning, 2014-17
	37	Alex Espinoza, 1984-86
	37	Dave Hoppmann, 1960-62

Completions

1.	820	Bret Meyer, 2004-07
2.	616	Austen Arnaud, 2007-10
3.	578	Brock Purdy, 2018-
4.	549	Sam Richardson, 2012-15
5.	455	Alex Espinoza, 1984-86
6.	411	Seneca Wallace, 2001-02
7.	404	Todd Bandhauer, 1995-98
8.	359	David Archer, 1982-83
9.	306	Sage Rosenfels, 1997-2000
10.	305	Steele Jantz, 2011-12

Total Offense

1.	10,422	Bret Meyer, 2004-07
3.	8,241	Brock Purdy, 2018-
3.	8,044	Austen Arnaud, 2007-10
4.	7,072	Sam Richardson, 2012-15
5.	6,201	Seneca Wallace, 2001-02
6.	5,018	Alex Espinoza, 1984-86
7.	4,824	Sage Rosenfels, 1997-2000
8.	4,798	George Amundson, 1970-72
9.	4,763	Todd Bandhauer, 1995-98
10.	4,382	Troy Davis, 1994-96

Consecutive Passes Without An INT

1.	160	Kyle Kempt, 2017-18
2.	155	Bret Meyer, 2005
3.	143	Sam Richardson, 2014
4.	141	Todd Bandhauer, 1997
5.	134	David Archer, 1983
6.	133	Austen Arnaud, 2009
7.	125	Joel Lanning, 2016-17
8.	117	Brock Purdy, 2020
9.	115	Sam Richardson, 2014
10.	100	Alex Espinoza, 1985

CAREER RECORDS

Rushing TDs By A QB (Non-Single Wing)

1.	17	Joel Lanning, 2014-17
2.	16	Brock Purdy, 2018-
3.	15	Austen Arnaud, 2007-10
	15	Seneca Wallace, 2001-02
5.	14	Todd Doxzon, 1993-96
	14	Sage Rosenfels, 1997-2000
	14	Buddy Hardeman, 1973-76
8.	12	Bret Meyer, 2004-07
9.	11	Dean Carlson, 1970-71
10.	10	Wayne Stanley, 1972-76
	10	Bill Weeks, 1948-50

Wins By A QB

1.	21	Bret Meyer, 2004-07
2.	18	Brock Purdy, 2018-
3.	15	Dave Hoppmann, 1960-62
	15	Dwight Nichols, 1957-59
5.	14	Seneca Wallace, 2001-02
	14	John Quinn, 1977-81

Wins By A QB vs. League Opponents

1.	15	Brock Purdy, 2018-
2.	11	Bret Meyer, 2004-07
3.	10	Dave Hoppmann, 1960-62
4.	8	Seneca Wallace, 2001-02
5.	7	Bret Oberg, 1988-89

Receiving Yards By A Tight End

1.	1,456	Keith Krepfle, 1971-73
2.	1,061	Mike Busch, 1986-89
3.	1,053	Charlie Kolar, 2018-
4.	980	Collin Franklin, 2007-10
5.	844	E.J. Bibbs, 2013-14
6.	643	Derrick Catlett, 2006-09
7.	584	Mike Banks, 1998-2001
8.	567	Guy Preston, 1977-78
9.	566	Ben Barkema, 2004-07
10.	550	Al Dixon, 1974-76

Receptions By A Tight End

1.	94	Keith Krepfle, 1971-73
2.	87	Collin Franklin, 2007-10
3.	84	E.J. Bibbs, 2013-14
4.	82	Charlie Kolar, 2018-
5.	78	Mike Busch, 1986-89
6.	70	Derrick Catlett, 2006-09
7.	59	Mike Banks, 1998-2001
8.	53	Jeff Wodka, 1982-85
9.	52	Ben Barkema, 2004-07
10.	40	Al Dixon, 1974-76
	40	Guy Preston, 1977-78
	40	Chase Allen, 2017-

Field Goals Made

1.	58	Jeff Shudak, 1987-90
2.	54	Cole Netten, 2013-16
3.	44	Ty Stewart, 1991-94
4.	43	Alex Giffords, 1979-82
5.	39	Grant Mahoney, 2008-11
	39	Tom Goedjen, 1972-74
7.	38	Bret Culbertson, 2004-07
8.	37	Connor Assalley, 2018-
	37	Jamie Kohl, 1995-98
10.	23	Adam Benike, 2002-03

Field Goal Percentage

(Min. 25 Attempts)

1.	79.4 (54-68)	Cole Netten, 2013-16
2.	74.2 (23-31)	Adam Benike, 2002-03
3.	73.4 (58-79)	Jeff Shudak, 1987-90
4.	72.5 (37-51)	Connor Assalley, 2018-
5.	69.1 (38-55)	Bret Culbertson, 2004-07
6.	66.7 (22-33)	Rick Frank, 1985-86
7.	64.7 (44-68)	Ty Stewart, 1991-94
8.	63.2 (43-68)	Alex Giffords, 1979-82
9.	62.7 (37-59)	Jamie Kohl, 1995-98
10.	61.8 (21-34)	Reggie Shoemake, 1970-71

Total Kicks Made

1.	192	Cole Netten, 2013-16
2.	150	Jeff Shudak, 1987-90
3.	144	Connor Assalley, 2018-
4.	143	Jamie Kohl, 1995-98
5.	138	Bret Culbertson, 2004-07
6.	132	Grant Mahoney, 2008-11
7.	128	Alex Giffords, 1979-92
8.	121	Ty Stewart, 1991-94
9.	115	Tom Goedjen, 1972-74
10.	99	Scott Kollman, 1975-77

Extra Points Made

1.	138	Cole Netten, 2013-16
2.	107	Connor Assalley, 2018-
3.	106	Jamie Kohl, 1995-98
4.	100	Bret Culbertson, 2004-07
5.	93	Grant Mahoney, 2008-11
6.	92	Jeff Shudak, 1987-90
7.	85	Alex Giffords, 1979-92
8.	83	Scott Kollman, 1975-77
9.	77	Ty Stewart, 1991-94
10.	76	Tom Goedjen, 1972-74

Consecutive Field Goals Made

1.	15	Cole Netten, 2015-16
2.	11	Connor Assalley, 2019-2020
	11	Cole Netten, 2013-14
	11	Jeff Shudak, 1988-89
5.	9	Cole Netten, 2016
6.	8	Connor Assalley, 2018
	8	Marc Bachrodt, 1983
	8	Ty Stewart, 1993
	8	Garrett Owens, 2017

Punting Average

1.	43.1	Marc Harris, 1993-96
2.	42.4	Kirby Van Der Kamp, 2010-13
3.	42.3	Tony Yelk, 2001-05
4.	41.6	Rick Blablilil, 1975-77
5.	41.4	Rick Frank, 1985-86
6.	41.1	Joe Rivera, 2018-
7.	40.7	Mike Brandtner, 2006-09
8.	40.5	Scott Bradley, 1973-74
9.	40.4	Colin Downing, 2014-17
	40.4	Jon Schnoor, 1990-92

Kickoff Return Average

(Min. 20 Returns)

1.	26.71	Kene Nwangwu, 2016-
2.	26.47	Luther Blue, 1974-76
3.	26.45	Aaron Wimberly, 2013-14
4.	25.36	Tom Vaughn, 1962-64
5.	24.74	Tom Busch, 1965-67
6.	24.73	Jarvis West, 2011-14
7.	24.62	Leonard Johnson, 2008-11
8.	24.50	Jeff Allen, 1968-70
9.	24.38	Ray Hardee, 1975-78
10.	24.15	Willie Jones, 1971-73

Punt Return Average

(Min. 20 Returns)

1.	15.91	James McMillion, 1991-93
2.	14.27	Ryan Baum, 2003-06
3.	13.83	Tom Vaughn, 1962-64
4.	13.37	Trever Ryen, 2015-17
5.	11.62	Tony Washington, 1968-70
6.	11.35	Dick Limerick, 1961-63
7.	11.33	Tarique Milton, 2018
8.	10.53	John Schweitzer, 1970-72
9.	10.14	Allen Lazard, 2014-17
10.	10.13	Larry Carwell, 1964-66
11.	9.36	Tom Elliott, 1968-6

Sacks

1.	23.5	JaQuan Bailey, 2016-
2.	18.5	Shawn Moorehead, 2004-06
3.	17.0	Brent Curvey, 2004-07
4.	16.5	Reggie Hayward, 1998-2000
5.	15.0	Nick Leaders, 2002-05
6.	14.0	James Reed, 1997-2000
	14.0	Lester Williams, 1982-85
8.	12.5	Will McDonald, 2018-
	12.5	Willie Harvey, 2015-18
	12.5	Tyson Smith, 2001-04

Tackles For Loss (Since 1976)

1.	42.5	JaQuan Bailey, 2016-
2.	34.0	Nick Leaders, 2002-05
	34.0	Lester Williams, 1982-85
	34.0	Mike Stensrud, 1974-78
5.	32.5	Brent Curvey, 2003-06
6.	31.0	Willie Harvey, 2015-18
	31.0	James Reed, 1997-2000
8.	30.5	Shawn Moorehead, 2004-06
9.	30.0	Jim Luebbers, 1982-85
10.	28.0	Greg Liter, 1983-86

Starts

1.	49	Julian Good-Jones, 2016-19
2.	48	Bret Meyer, 2004-07
	48	Todd Blythe, 2004-07
4.	47	Brian Peavy, 2015-18
	47	Tom Farniok, 2011-14
-	43	JaQuan Bailey, 2016-

SEASON/GAME RECORDS

100-Yard Rushing Games

1.	11	Troy Davis, 1996
2.	10	Troy Davis, 1995
3.	7	David Montgomery, 2018
	7	Darren Davis, 1999
	7	Blaise Bryant, 1989
	7	Dwayne Crutchfield, 1980
	7	Dexter Green, 1978
	7	Dexter Green, 1977
9.	6	Breece Hall, 2020
	6	8 others

Yards Per Carry (min. 100 att.)

1.	6.72	Breece Hall, 2020
2.	5.90	Mike Warren, 2015
3.	5.83	Buddy Hardeman, 1976
4.	5.82	Troy Davis, 1995
5.	5.82	Tom Vaughn, 1962
6.	5.48	Jim Wingender, 1975
7.	5.45	Harold Brown, 1982
8.	5.43	Troy Davis, 1996
9.	5.40	Ennis Haywood, 2000
10.	5.24	Dave Hoppmann, 1960
11.	5.23	Tom Watkins, 1959

Punting Average

1.	45.7	Marc Harris, 1996
2.	45.2	Kirby Van Der Kamp, 2010
3.	43.8	Tony Yelk, 2001
4.	42.9	Judge Johnston, 1989
5.	42.8	Rick Blabolil, 1976
6.	42.7	Kirby Van Der Kamp, 2011
	42.7	Doug Myers, 1982
8.	42.6	Troy Blankenship, 2005
9.	42.4	Marc Harris, 1994
	42.4	Joe Rivera, 2020
11.	42.3	Tony Yelk, 2002

Kickoff Return Avg. (min. 10)

1.	32.75	Luther Blue, 1974
2.	29.02	Kene Nwangwu, 2020
3.	26.79	Kene Nwangwu, 2018
4.	26.37	Leonard Johnson, 2008
5.	26.35	Kene Nwangwu, 2016
6.	26.06	Willie Jones, 1972
7.	26.04	Jeff Allen, 1968
8.	25.95	Jarvis West, 2011
9.	25.82	Jeff Allen, 1970
10.	25.75	Tom Busch, 1966
11.	25.72	Aaron Horne, 2011

GAME RECORDS

Sacks

1.	3.5	JaQuan Bailey vs. TCU (2020)
	3.5	Jason Berryman vs. TCU (2005)
3.	3.0	Five players

Completions

1.	39	Brock Purdy vs. OSU (2019)
2.	37	Sam Richardson vs. Toledo (2014)
3.	36	Sam Richardson vs. Texas (2014)
	36	Steele Jantz vs. Baylor (2012)
	36	Austen Arnaud vs. Missouri (2008)
6.	33	Bret Meyer vs. Missouri (2007)
7.	32	Brock Purdy vs. Texas Tech (2020)
	32	Steele Jantz vs. Tulsa (2012)
9.	31	Jared Barnett vs. OSU (2011)
	31	Austen Arnaud vs. KSU (2008)
	31	Seneca Wallace vs. Missouri (2002)



vs. Louisiana / Sept. 12, 2020 / Jack Trice Stadium

Scoring Summary (Final)

2020 Cyclone Football

Louisiana vs #23 Iowa State (Sep 12, 2020 at Ames, Iowa)

Louisiana (1-0) vs. Iowa State (0-1)

Date: Sep 12, 2020 • Site: Ames, Iowa • Stadium: Jack Trice Stadium Attendance:

Score by Quarters table with columns 1, 2, 3, 4, Total for Louisiana and Iowa State.

Qtr Time Scoring Play V-H table listing game events like ISU - Nwangwu, Kene 1 yd run and LSU - Smith, Chris 95 yd kickoff return.

Kickoff time: 11:02 am • End of Game: 2:18 • Total elapsed time: 3:16 Officials: Referee: Tuta Salaam; Umpire: Robert Richeson; Linesman: Mike Moeller;

Individual Statistics (Final)

2020 Cyclone Football

Louisiana vs #23 Iowa State (Sep 12, 2020 at Ames, Iowa)

Louisiana

Rushing statistics for Louisiana including Ragas, Trey and Mitchell, Elijah.

Passing statistics for Louisiana including Lewis, Levi.

Receiving statistics for Louisiana including LeBlanc, Peter and Williams, Jalen.

Punting statistics for Louisiana including Byrns, Rhys.

Returns statistics for Louisiana including Garris, Eric and Washington, AJ.

Field goals statistics for Louisiana including Snyder, Nate.

Kickoffs statistics for Louisiana including Snyder, Nate.

All-purpose statistics for Louisiana including Smith, Chris and Garris, Eric.

FUMBLES: Louisiana-None, Iowa State-Hall, Breece 1-1; Miller, D.J. 1-0.

Iowa State

Rushing statistics for Iowa State including Hall, Breece and Purdy, Brock.

Passing statistics for Iowa State including Purdy, Brock.

Receiving statistics for Iowa State including Hutchinson, Xavier and Shaw, Sean.

Punting statistics for Iowa State including Rivera, Joe.

Returns statistics for Iowa State including Miller, D.J. and Milton, Tarique.

Field goals statistics for Iowa State including Ogamba, Eddie.

Kickoffs statistics for Iowa State including Ogamba, Eddie.

All-purpose statistics for Iowa State including Hall, Breece and Nwangwu, Kene.



at TCU / Sept. 26, 2020 / Amon G. Carter Stadium

Scoring Summary (Final)

2020 TCU Football

Iowa State vs TCU (Sep 26, 2020 at Fort Worth, Texas)

Iowa State (1-1,1-0) vs. TCU (0-1,0-1)

Date: Sep 26, 2020 • Site: Fort Worth, Texas • Stadium: Amon G. Carter Attendance: 11852

Score by Quarters table with columns 1, 2, 3, 4, Total for Iowa State and TCU.

Qtr Time Scoring Play V-H table listing game events like ISU - Hall, Breece 75 yd run and TCU - Johnston, Quentin 37 yd pass from Downing, Matthew.

Kickoff time: 12:33pm • End of Game: 4:31pm • Total elapsed time: 03:58 Officials: Referee: Cruse, Brandon; Umpire: Warner, Andy; Linesman: Anderson, Derek;

Individual Statistics (Final)

2020 TCU Football

Iowa State vs TCU (Sep 26, 2020 at Fort Worth, Texas)

Iowa State

Rushing statistics for Iowa State including Hall, Breece and Nwangwu, Kene.

Passing statistics for Iowa State including Purdy, Brock.

Receiving statistics for Iowa State including Kolar, Charlie and Hutchinson, Xavier.

Punting statistics for Iowa State including Rivera, Joe and Dunn, Corey.

Returns statistics for Iowa State including Rose, Mike and Nwangwu, Kene.

Field goals statistics for Iowa State including Assalley, Connor.

Kickoffs statistics for Iowa State including Ogamba, Eddie.

All-purpose statistics for Iowa State including Hall, Breece and Nwangwu, Kene.

FUMBLES: Iowa State-Purdy, Brock 1-1. TCU-TEAM 1-0; Downing, Matthew 1-1.

TCU

Rushing statistics for TCU including Demercado, Emari and Barlow, Darwin.

Passing statistics for TCU including Downing, Matthew and Duggan, Max.

Receiving statistics for TCU including Barber, Taye and Demercado, Emari.

Punting statistics for TCU including Rivera, Joe and Sandy, Jordy.

Returns statistics for TCU including Spielman, JD and Wallace, Tony.

Field goals statistics for TCU including Kell, Griffin.

Kickoffs statistics for TCU including Kell, Griffin.

All-purpose statistics for TCU including Barber, Taye and Demercado, Emari.



vs. Oklahoma / Oct. 3, 2020 / Jack Trice Stadium

Scoring Summary (Final)
2020 Cyclone Football
#18 Oklahoma vs Iowa State (Oct 03, 2020 at Ames, Iowa)

Oklahoma (1-2,0-2) vs. Iowa State (2-1,2-0)
 Date: Oct 03, 2020 • Site: Ames, Iowa • Stadium: Jack Trice Stadium
 Attendance: 13724

Score by Quarters	1	2	3	4	Total
Oklahoma	10	7	3	10	30
Iowa State	3	10	10	14	37


Qtr	Time	Scoring Play	V-H
1st	11:36	OU - Brkic, Gabe 18 yd field goal, 7-74 3:24	3 - 0
	08:38	ISU - Assalley, Connor 35 yd field goal, 9-57 2:58	3 - 3
	03:59	OU - Rattler, Spencer 5 yd run (Brkic, Gabe kick), 10-85 4:33	10 - 3
2nd	14:45	ISU - Assalley, Connor 26 yd field goal, 11-63 4:08	10 - 6
	11:49	OU - Hall, Jeremiah 4 yd pass from Rattler, Spencer (Brkic, Gabe kick), 7-67 2:51	17 - 6
	03:53	ISU - Hall, Breece 2 yd run (Assalley, Connor kick), 6-85 3:44	17 - 13
3rd	08:19	ISU - Assalley, Connor 32 yd field goal, 11-58 6:32	17 - 16
	02:01	OU - Brkic, Gabe 33 yd field goal, 11-49 6:01	20 - 16
	01:18	ISU - Hutchinson, Xavier 65 yd pass from Purdy, Brock (Assalley, Connor kick), 3-75 0:43	20 - 23
	12:48	OU - Brkic, Gabe 51 yd field goal, 9-41 3:30	23 - 23
4th	08:17	OU - Hall, Jeremiah 3 yd pass from Rattler, Spencer (Brkic, Gabe kick), 4-39 1:51	30 - 23
	07:26	ISU - Purdy, Brock 2 yd run (Assalley, Connor kick), 2-13 0:38	30 - 30
	04:06	ISU - Hall, Breece 8 yd run (Assalley, Connor kick), 4-55 1:56	30 - 37

Kickoff time: 6:44 pm • End of Game: 10:26 • Total elapsed time: 3:42
 Officials: Referee: M. Vandervelde; Umpire: Rick Podraza; Linesman: Rick Smith;
 Line judge: Jay Bilbo; Back judge: Robert Lewis; Field judge: Scott Gaines;
 Side judge: Steve Heiman; Center judge: Chris Tallent;
 Temperature: 55f • Wind: NNE 5 • Weather: broken clouds

Individual Statistics (Final)
2020 Cyclone Football
#18 Oklahoma vs Iowa State (Oct 03, 2020 at Ames, Iowa)

Oklahoma										Iowa State									
Rushing										Rushing									
	No.	Gain	Loss	Net	TD	Lg	Avg				No.	Gain	Loss	Net	TD	Lg	Avg		
Pledger, T.J.	11	48	1	47	0	10	4.3			Hall, Breece	28	145	6	139	2	36	5.0		
McGowan, Seth	12	55	6	47	0	17	3.9			Purdy, Brock	2	2	4	-2	1	2	-1.0		
Rattler, Spencer	9	34	14	20	1	13	2.2			TEAM	1	0	2	-2	0	0	-2.0		
Hall, Jeremiah	1	0	0	0	0	0	0.0			Totals	31	147	12	135	3	36	4.4		
Totals	33	137	23	114	1	17	3.5												
Passing										Passing									
	C-A-I	Yds	TD	Long	Sack						C-A-I	Yds	TD	Long	Sack				
Rattler, Spencer	25-36-1	300	2	51	2					Purdy, Brock	12-24-0	254	1	65	1				
Totals	25-36-1	300	2	51	2					Soehner, Dylan	1-1-0	28	0	28	0				
										Totals	13-25-0	282	1	65	1				
Receiving										Receiving									
	No.	Yards	TD	Long							No.	Yards	TD	Long					
Stogner, Austin	5	74	0	31						Kolar, Charlie	4	66	0	22					
Hall, Jeremiah	5	37	2	12						Hutchinson, Xavier	3	83	1	65					
Rambo, Charleston	4	61	0	31						Allen, Chase	3	48	0	28					
McGowan, Seth	3	42	0	35						Milton, Tarique	1	42	0	42					
Mims, Marvin	3	33	0	16						Akers, Landen	1	35	0	35					
Pledger, T.J.	2	24	0	18						Hall, Breece	1	8	0	8					
Howard, Theo	1	14	0	14						Totals	13	282	1	65					
Stoops, Drake	1	9	0	9															
Wease, Theo	1	6	0	6															
Totals	25	300	2	51															
Punting										Punting									
	No.	Yds	Avg	Long	In20	TB					No.	Yds	Avg	Long	In20	TB			
Mundschau, Reeves	2	72	36.0	37	1	0				Rivera, Joe	1	29	29.0	29	1	0			
Totals	2	72	36.0	37	1	0				Totals	1	29	29.0	29	1	0			
Returns										Returns									
	Punt	Kickoff	Intercept								Punt	Kickoff	Intercept						
	No Yds	Lg	No Yds	Lg	No Yds	Lg					No Yds	Lg	No Yds	Lg	No Yds	Lg			
Rambo, Charleston	0	0	0	4	103	35	0	0	0	Ngwangwu, Kene	0	0	0	2	39	20	0	0	0
Pledger, T.J.	0	0	0	1	20	20	0	0	0	Kilian, Connor	0	0	0	1	2	2	0	0	0
Totals	0	0	0	5	123	35	0	0	0	Townsend, Chadarius	0	0	0	2	36	20	0	0	0
										Totals	2	13	11	5	77	20	0	0	0
Field goals										Field goals									
	Qtr	Time	Dist	Result							Qtr	Time	Dist	Result					
Brkic, Gabe	1st	11:36	18 yards	Good						Assalley, Connor	1st	08:00	20 yards	Blocked					
Brkic, Gabe	2nd	00:00	54 yards	Missed						Assalley, Connor	4th	12:07	26 yards	Good					
Brkic, Gabe	3rd	02:01	33 yards	Good															
Brkic, Gabe	4th	12:48	51 yards	Good															
Kickoffs										Kickoffs									
	No.	Yards	Avg	TB	OB						No.	Yards	Avg	TB	OB				
Brkic, Gabe	7	449	64.1	3	0					Shook, Cameron	6	355	59.2	1	0				
All-purpose										All-purpose									
	Run	Rcv	KR	PR	IR	Total					Run	Rcv	KR	PR	IR	Total			
Rambo, Charleston	0	61	103	0	0	164				Hall, Breece	135	14	0	0	0	149			
Pledger, T.J.	47	24	20	0	0	91				Polk, Ja'Lynn	0	54	0	0	0	54			
McGowan, Seth	47	42	0	0	0	89				Ngwangwu, Kene	37	18	66	0	0	121			
Stogner, Austin	0	74	0	0	0	74				Hutchinson, Xavier	0	77	0	0	0	77			
										Hogan, Alex	0	47	0	0	0	47			

FUMBLES: Oklahoma-None. Iowa State-Purdy, Brock 1-1.



vs. Texas Tech / Oct. 10, 2020 / Jack Trice Stadium

Scoring Summary (Final)
2020 Cyclone Football
Texas Tech vs #24 Iowa State (Oct 10, 2020 at Ames, Iowa)

Texas Tech (1-3,0-3) vs. Iowa State (3-1,3-0)
 Date: Oct 10, 2020 • Site: Ames, Iowa • Stadium: Jack Trice Stadium
 Attendance: 13502

Score by Quarters	1	2	3	4	Total
Texas Tech	7	0	0	8	15
Iowa State	7	14	7	3	31

Qtr	Time	Scoring Play	V-H
1st	08:00	TTU - McPhearson, Zach 90 yd blocked FG return (Wolff, Trey kick)	7 - 0
	04:31	ISU - Hall, Breece 11 yd run (Assalley, Connor kick), 8-68 3:22	7 - 7
2nd	14:23	ISU - Allen, Chase 2 yd pass from Purdy, Brock (Assalley, Connor kick), 9-62 3:59	7 - 14
	05:31	ISU - Hall, Breece 1 yd run (Assalley, Connor kick), 13-80 6:09	7 - 21
3rd	03:06	ISU - Kolar, Charlie 13 yd pass from Purdy, Brock (Assalley, Connor kick), 12-70 5:17	7 - 28
4th	12:07	ISU - Assalley, Connor 26 yd field goal, 11-67 4:23	7 - 31
	04:54	TTU - Ezukanma, Erik 18 yd pass from Colombi, Henry (White, Xavier rush), 12-88 3:41	15 - 31

Kickoff time: 2:41 pm • End of Game: 6:00 • Total elapsed time: 3:19
 Officials: Referee: Kevin Hassell; Umpire: Rick Podraza; Linesman: Mike Moeller;
 Line judge: Jay Bilbo; Back judge: Robert Lewis; Field judge: Scott Gaines;
 Side judge: Steve Heiman; Center judge: Chris Tallent;
 Temperature: 75F • Wind: NE 5,10 • Weather: clear skies

Individual Statistics (Final)
2020 Cyclone Football
Texas Tech vs #24 Iowa State (Oct 10, 2020 at Ames, Iowa)

Texas Tech										Iowa State									
Rushing										Rushing									
	No.	Gain	Loss	Net	TD	Lg	Avg				No.	Gain	Loss	Net	TD	Lg	Avg		
White, Xavier	7	21	0	21	0	6	3.0			Hall, Breece	27	144	9	135	2	26	5.0		
Thompson, SaRodrick	6	15	1	14	0	10	2.3			Purdy, Brock	7	42	0	42	0	14	6.0		
Colombi, Henry	6	18	7	11	0	7	1.8			Ngwangwu, Kene	7	39	2	37	0	28	5.3		
Price, Myles	1	10	0	10	0	10	10.0			Brock, Jirehl	1	2	0	2	0	2	2.0		
Townsend, Chadarius	2	3	1	2	0	3	1.0			TEAM	1	0	2	-2	0	0	-2.0		
Totals	22	67	9	58	0	10	2.6			Totals	43	227	13	214	2	28	5.0		
Passing										Passing									
	C-A-I	Yds	TD	Long	Sack						C-A-I	Yds	TD	Long	Sack				
Bowman, Alan	13-22-0	97	0	24	0					Purdy, Brock	32-43-0	302	2	26	0				
Colombi, Henry	10-12-0	115	1	18	2					Totals	32-43-0	302	2	26	0				
Totals	23-34-0	212	1	24	2														
Receiving										Receiving									
	No.	Yards	TD	Long							No.	Yards	TD	Long					
Ezukanma, Erik	5	61	1	18						Hutchinson, Xavier	9	77	0	19					
Polk, Ja'Lynn	5	54	0	16						Allen, Chase	4	47	1	23					
Thompson, SaRodrick	4	29	0	11						Akers, Landen	4	34	0	15					
Holcomb, John	3	23	0	14						Kolar, Charlie	3	41	1	16					
White, Xavier	3	5	0	4						Soehner, Dylan	3	34	0	26					
Price, Myles	2	16	0	12						Jackson, Daniel	3	14	0	9					
Rigdon, Dalton	1	24	0	24						Ngwangwu, Kene	2	18	0	11					
Totals	23	212	1	24						Hall, Breece	1	14	0	14					
										Wilson, Darren	1	10	0	10					
										Shaw, Sean	1	7	0	7					
										Scates, Joe	1	6	0	6					
										Totals	32	302	2	26					
Punting										Punting									
	No.	Yds	Avg	Long	In20	TB					No.	Yds	Avg	Long	In20	TB			
McNamara, Austin	6	261	43.5	47	1	1				Rivera, Joe	4	176	44.0	55	1	2			
Totals	6	261	43.5	47	1	1				Totals	4	176	44.0	55	1	2			
Returns										Returns									
	Punt	Kickoff	Intercept																



21



24



52



22



at Oklahoma State / Oct. 24, 2020 / Boone Pickens Stadium

at Kansas / Oct. 31, 2020 / David Booth Kansas Memorial Stadium

Scoring Summary (Final) Oklahoma State Cowboy Football #17 Iowa St. vs #6 Oklahoma State (Oct 24, 2020 at Stillwater, Oklahoma)

Iowa St. (3-2,3-1) vs. Oklahoma State (4-0,3-0) Date: Oct 24, 2020 • Site: Stillwater, Oklahoma • Stadium: Boone Pickens Stadium Attendance: 14671

Score by Quarters table showing Iowa St. and Oklahoma State scores by quarter and total.

Qtr Time Scoring Play table listing game events with time, play description, and yardage.

Kickoff time: 2:35pm • End of Game: 6:20pm • Total elapsed time: 03:45 Officials: Referee: Saalam,Tuta; ...

Individual Statistics (Final) Oklahoma State Cowboy Football #17 Iowa St. vs #6 Oklahoma State (Oct 24, 2020 at Stillwater, Oklahoma)

Iowa St.

Rushing statistics for Iowa State.

Passing statistics for Iowa State.

Receiving statistics for Iowa State.

Punting statistics for Iowa State.

Returns statistics for Iowa State.

Field goals statistics for Iowa State.

Kickoffs statistics for Iowa State.

All-purpose statistics for Iowa State.

FUMBLES: Iowa St.-Purdy,Brock 1-0. Oklahoma State-None.

Oklahoma State

Rushing statistics for Oklahoma State.

Passing statistics for Oklahoma State.

Receiving statistics for Oklahoma State.

Punting statistics for Oklahoma State.

Returns statistics for Oklahoma State.

Field goals statistics for Oklahoma State.

Kickoffs statistics for Oklahoma State.

All-purpose statistics for Oklahoma State.

Scoring Summary (Final) 2020 Kansas Football #23 Iowa State vs Kansas (Oct 31, 2020 at Lawrence, Kan.)

Iowa State (4-2,4-1) vs. Kansas (0-6,0-5) Date: Oct 31, 2020 • Site: Lawrence, Kan. • Stadium: Booth Memorial Attendance: 9652

Score by Quarters table showing Iowa State and Kansas scores by quarter and total.

Qtr Time Scoring Play table listing game events with time, play description, and yardage.

Kickoff time: 11:03 am • End of Game: 2:38 pm • Total elapsed time: 3:25 Officials: Referee: Brad Van Vark; ...

Individual Statistics (Final) 2020 Kansas Football #23 Iowa State vs Kansas (Oct 31, 2020 at Lawrence, Kan.)

Iowa State

Rushing statistics for Iowa State.

Passing statistics for Iowa State.

Receiving statistics for Iowa State.

Punting statistics for Iowa State.

Returns statistics for Iowa State.

Field goals statistics for Iowa State.

Kickoffs statistics for Iowa State.

All-purpose statistics for Iowa State.

Kansas

Rushing statistics for Kansas.

Passing statistics for Kansas.

Receiving statistics for Kansas.

Punting statistics for Kansas.

Returns statistics for Kansas.

Field goals statistics for Kansas.

Kickoffs statistics for Kansas.

All-purpose statistics for Kansas.

FUMBLES: Iowa State-TEAM 1-0. Kansas-Daniels, Jalon 1-1.

2020 Iowa State Football
Iowa State Game Results (as of Oct 31, 2020)
All games

Date	Opponent	Score	Overall	Conference	Time	Attend
Sep 12, 2020	LOUISIANA	L 14-31	0-1	0-0	3:16	
* Sep 26, 2020	at TCU	W 37-34	1-1	1-0	3:23	11852
* Oct 03, 2020	#18 OKLAHOMA	W 37-30	2-1	2-0	3:42	13724
* Oct 10, 2020	TEXAS TECH	W 31-15	3-1	3-0	3:19	13502
* Oct 24, 2020	at #6 Oklahoma St.	L 21-24	3-2	3-1	3:36	14671
* Oct 31, 2020	at Kansas	W 52-22	4-2	4-1	3:25	9652

2020 Iowa State Football
Iowa State Overall Team Statistics (as of Oct 31, 2020)
All games

Team Statistics	ISU	OPP
SCORING	192	156
Points Per Game	32.0	26.0
Points Off Turnovers	33	14
FIRST DOWNS	128	117
Rushing	56	42
Passing	64	68
Penalty	8	7
RUSHING YARDAGE	1204	688
Yards gained rushing	1311	879
Yards lost rushing	107	191
Rushing Attempts	206	219
Average Per Rush	5.8	3.1
Average Per Game	200.7	114.7
TDs Rushing	17	6
PASSING YARDAGE	1396	1467
Comp-Att-Int	123-196-3	126-193-5
Average Per Pass	7.1	7.6
Average Per Catch	11.3	11.6
Average Per Game	232.7	244.5
TDs Passing	8	9
TOTAL OFFENSE	2600	2155
Total Plays	402	412
Average Per Play	6.5	5.2
Average Per Game	433.3	359.2
KICK RETURNS: #-Yards	14-387	26-617
PUNT RETURNS: #-Yards	8-50	10-149
INT RETURNS: #-Yards	5-0	3-12
KICK RETURN AVERAGE	27.6	23.7
PUNT RETURN AVERAGE	6.2	14.9
INT RETURN AVERAGE	0.0	4.0
FUMBLES-LOST	7-4	4-2
PENALTIES-Yards	34-294	38-312
Average Per Game	49.0	52.0
PUNTS-Yards	28-1190	32-1309
Average Per Punt	42.5	40.9
Net punt average	34.3	37.5
KICKOFFS-Yards	37-2083	29-1606
Average Per Kick	56.3	55.4
Net kick average	34.2	33.4
TIME OF POSSESSION/Game	31:11	28:49
3RD-DOWN Conversions	33/78	31/86
3rd-Down Pct	42%	36%
4TH-DOWN Conversions	4/7	7/11
4th-Down Pct	57%	64%
SACKS BY-Yards	18-109	8-63
MISC YARDS	0	97
TOUCHDOWNS SCORED	25	20
FIELD GOALS-ATTEMPTS	6-9	5-11
ON-SIDE KICKS	0-0	0-0
RED-ZONE SCORES	(22-25) 88%	(13-17) 76%
RED-ZONE TOUCHDOWNS	(17-25) 68%	(9-17) 53%
PAT-ATTEMPTS	(22-24) 92%	(17-17) 100%
ATTENDANCE	27226	36175
Games/Avg Per Game	3/9075	3/12058
Neutral Site Games		0/0

Score by Quarters	1st	2nd	3rd	4th	OT	Total
Iowa State	30	61	46	55	0	192
Opponents	24	38	38	56	0	156

2020 Iowa State Football
Iowa State Overall Individual Statistics (as of Oct 31, 2020)
All games

Rushing	gp	att	gain	loss	net	avg	td	lg	avg/g
Hall, Breece	6	134	930	29	901	6.7	11	75	150.2
Nwangwu, Kene	6	21	170	2	168	8.0	3	49	28.0
Purdy, Brock	6	43	204	65	139	3.2	3	19	23.2
Brock, Jirehl	4	1	2	0	2	2.0	0	2	0.5
Lang, Johnnie	3	3	5	3	2	0.7	0	3	0.7
TEAM	4	4	0	8	-8	-2.0	0	0	-2.0
Total	6	206	1311	107	1204	5.8	17	75	200.7
Opponents	6	219	879	191	688	3.1	6	32	114.7

Passing	gp	effic	comp-att-int	pct	yds	td	lg	avg/g
Purdy, Brock	6	128.18	120-193-3	62.2	1313	7	65	218.8
Dekkers, Hunter	1	496.00	2-2-0	100.0	55	1	30	55.0
Soehner, Dylan	6	335.20	1-1-0	100.0	28	0	28	4.7
Total	6	132.99	123-196-3	62.8	1396	8	65	232.7
Opponents	6	139.34	126-193-5	65.3	1467	9	78	244.5

Receiving	gp	no.	yds	avg	td	lg	avg/g
Hutchinson, Xavier	6	33	384	11.6	3	65	64.0
Kolar, Charlie	5	20	219	10.9	2	25	43.8
Akers, Landen	6	13	205	15.8	0	49	34.2
Hall, Breece	6	13	61	4.7	0	14	10.2
Allen, Chase	5	11	158	14.4	1	28	31.6
Shaw, Sean	6	7	68	9.7	0	15	11.3
Soehner, Dylan	6	6	57	9.5	0	26	9.5
Jackson, Daniel	4	5	28	5.6	0	10	7.0
Scates, Joe	6	4	81	20.2	1	44	13.5
Milton, Tarique	2	4	60	15.0	0	42	30.0
Nwangwu, Kene	6	3	22	7.3	0	11	3.7
Wilson, Darren	4	2	27	13.5	1	17	6.8
Dean, Easton	6	1	25	25.0	0	25	4.2
Lang, Johnnie	3	1	1	1.0	0	1	0.3
Total	6	123	1396	11.3	8	65	232.7
Opponents	6	126	1467	11.6	9	78	244.5

Punt Returns	no.	yds	avg	td	lg
Eisworth, Greg	4	53	13.2	0	29
Miller, D.J.	2	-8	-4.0	0	0
Milton, Tarique	2	5	2.5	0	3
Total	8	50	6.2	0	29
Opponents	10	149	14.9	1	83

Interceptions	no.	yds	avg	td	lg
Rose, Mike	2	0	0.0	0	0
Young, Isheem	1	0	0.0	0	0
Eisworth, Greg	1	0	0.0	0	0
White, Lawrence	1	0	0.0	0	0
Total	5	0	0.0	0	0
Opponents	3	12	4.0	0	12

Kick Returns	no.	yds	avg	td	lg
Nwangwu, Kene	13	377	29.0	0	85
Walling, Rory	1	10	10.0	0	10
Total	14	387	27.6	0	85
Opponents	26	617	23.7	2	100

Fumble Returns	no.	yds	avg	td	lg
Total	0	0	0.0	0	0
Opponents	2	41	20.5	2	24

2020 Iowa State Football
Iowa State Overall Individual Statistics (as of Oct 31, 2020)
All games

Scoring	td	fg	PAT				dxp	saf	pts
			kick	rush	rcv	pass			
Hall, Breece	11	-	-	-	-	-	-	66	
Assalley, Connor	-	6-9	22-24	-	-	-	-	40	
Nwangwu, Kene	3	-	-	-	-	-	-	18	
Hutchinson, Xavier	3	-	-	-	-	-	-	18	
Purdy, Brock	3	-	-	-	-	1-1	-	18	
Kolar, Charlie	2	-	-	-	1	-	-	14	
Allen, Chase	1	-	-	-	-	-	-	6	
Scates, Joe	1	-	-	-	-	-	-	6	
Wilson, Darren	1	-	-	-	-	-	-	6	
Total	25	6-9	22-24	-	1	1-1	-	192	
Opponents	20	5-11	17-17	1-1	1	1-1	-	156	

Total Offense	g	plays	rush	pass	total	avg/g
Purdy, Brock	6	236	139	1313	1452	242.0
Hall, Breece	6	134	901	0	901	150.2
Nwangwu, Kene	6	21	168	0	168	28.0
Dekkers, Hunter	1	2	0	55	55	55.0
Soehner, Dylan	6	1	0	28	28	4.7
Brock, Jirehl	4	1	2	0	2	0.5
Lang, Johnnie	3	3	2	0	2	0.7
TEAM	4	4	-8	0	-8	-2.0
Total	6	402	1204	1396	2600	433.3
Opponents	6	412	688	1467	2155	359.2

Field Goals	fg	pct.	01-19	20-29	30-39	40-49	50-99	lg	blk
Assalley, Connor	6-9	66.7	0-0	3-4	2-3	1-2	0-0	40	1

Punting	no.	yds	avg	lg	tb	fc	i20	50+	blk
Rivera, Joe	26	1102	42.4	64	4	7	9	8	0
Dunn, Corey	2	88	44.0	49	0	0	1	0	0
Total	28	1190	42.5	64	4	7	10	8	0
Opponents	32	1309	40.9	50	3	16	11	1	0

FG Sequence	Iowa State	Opponents
Louisiana	-	27,(30),30
TCU	(24)	49
Oklahoma	(35),(26),(32)	(18),54,(33),(51)
Texas Tech	20,(26)	-
Oklahoma St.	48,33	37,(31)
Kansas	(40)	33

Kickoffs	no.	yds	avg	tb	ob	retn	net	ydln
Ogamba, Eddie	18	1119	62.2	6	0			
Shook, Cameron	9	523	58.1	2	0			
Dunn, Corey	5	212	42.4	0	0			
Nettles, Drake	4	216	54.0	0	0			
Assalley, Connor	1	13	13.0	0	0			
Total	37	2083	56.3	8	0	23.7	34.2	30
Opponents	29	1606	55.4	10	2	27.6	33.4	31

Numbers in (parentheses) indicate field goal was made.

2020 Iowa State Football
Iowa State Overall Individual Statistics (as of Oct 31, 2020)
All games

All Purpose	g	rush	rcv	pr	kr	ir	total	avg/g
Hall, Breece	6	901	61	0	0	0	962	160.3
Nwangwu, Kene	6	168	22	0	377	0	567	94.5
Hutchinson, Xavi	6	0	384	0	0	0	384	64.0
Kolar, Charlie	5	0	219	0	0	0	219	43.8
Akers, Landen	6	0	205	0	0	0	205	34.2
Allen, Chase	5	0	158	0	0	0	158	31.6
Purdy, Brock	6	139	0	0	0	0	139	23.2
Scates, Joe	6	0	81	0	0	0	81	13.5
Shaw, Sean	6	0	68	0	0	0	68	11.3
Milton, Tarique	2	0	60	5	0	0	65	32.5
Soehner, Dylan	6	0	57	0	0	0	57	9.5
Eisworth, Greg	6	0	0	53	0	0	53	8.8
Jackson, Daniel	4	0	28	0	0	0	28	7.0
Wilson, Darren	4	0	27	0	0	0	27	6.8
Dean, Easton	6	0	25	0	0	0	25	4.2
Walling, Rory	6	0	0	0	10	0	10	1.7
Lang, Johnnie	3	2	1	0	0	0	3	1.0
Brock, Jirehl	4	2	0	0	0	0	2	0.5
TEAM	4	-8	0	0	0	0	-8	-2.0
Miller, D.J.	6	0	0	-8	0	0	-8	-1.3
Total	6	1204	1396	50	387	0	3037	506.2
Opponents	6	688	1467	149	617	12	2933	488.8

2020 Iowa State Football
Iowa State Overall Defensive Statistics (as of Oct 31, 2020)
All games

##	Defensive Leaders	gp	Tackles				tfl/yds	Sacks no-yds	Pass defense			Fumbles		blkd	
			ua	a	tot				int-yds	brup	qbh	rcv-yds	ff	kick	saf
23	Rose, Mike	6	28	17	45	4.5-8	0.5-3	2-0	1	1	
35	Hummel, Jake	6	24	18	42	2.0-4	.	.	2	2	
34	Vance, O'Rien	6	17	20	37	2.0-11	1.0-8	.	1	
1A	White, Lawrence	6	23	7	30	.	.	1-0	
12	Eisworth, Greg	6	16	11	27	1.0-4	.	1-0	1	.	1-0	.	.	.	
3X	Bailey, JaQuan	6	14	13	27	11.0-61	5.0-42	.	2	1	1-0	1	.	.	
1X	Young, Isheem	6	17	10	27	1.0-1	.	1-0	3	.	.	1	.	.	
4X	Azunna, Arnold	6	13	11	24	0.5-2	0.5-2	1	.	.	
13	Kyle, Tayvonn	6	15	5	20	2.0-4	.	.	3	
26	Johnson, Anthony	6	11	7	18	1.5-4	.	.	2	
58	Uwazurike, Eyioma	6	10	7	17	5.5-16	2.0-9	.	1	1	.	.	1	.	
9X	McDonald, Will	6	9	7	16	6.5-27	5.5-25	.	1	1	
32	Vaughn, Gerry	6	8	5	13	
90	Bailey, Joshua	6	6	6	12	3.0-5	
55	Petersen, Zach	6	6	5	11	1.5-9	1.0-6	
56	Bankston, Latrell	6	4	4	8	2.5-9	1.5-6	.	.	1	
20	Horne, Aric	5	4	3	7	1.0-8	1.0-8	
24	Miller, D.J.	6	4	2	6	.	.	.	1	
93	Lee, Isaiah	6	3	2	5	
10	Porter, Darien	6	2	3	5	
6	Walling, Rory	6	3	2	5	
19	King, Kym-Mani	5	3	2	5	
82	Akers, Landen	6	2	2	4	
43	Davis, Dae'Shawn	6	3	1	4	0.5-2	
25	Tampa, T.J.	5	2	2	4	1.0-2	
2X	Young, Datrone	5	3	.	3	
45	Suttle, Corey	5	1	.	1	
95	Robertson, Tucker	5	.	1	1	
2A	Pedersen, Cole	5	1	.	1	
47	Jackson, Kendell	2	.	1	1	
89	Soehner, Dylan	6	1	.	1	
33	Chambers, Mason	2	1	.	1	
15	Purdy, Brock	6	1	.	1	
9C	Ogamba, Eddie	3	1	.	1	
91	Peterson, Blake	1	1	.	1	
Total		6	257	174	431	47-177	18-109	5-0	18	7	2-0	3	1	.	
Opponents		6	242	128	370	28-105	8-63	3-12	25	23	4-41	6	1	.	

2020 Iowa State Football
Iowa State Team Game-by-Game (as of Oct 31, 2020)
All games

TEAM STATISTICS

Date	Opponent	Rushing				Receiving				Passing				Kick Returns				Punt Returns				tot off		
		no.	yds	td	lg	no.	yds	td	lg	cmp	att	int	yds	td	lg	no.	yds	td	lg	no.	yds		td	lg
Sep 12	LOUISIANA	36	158	2	19	16	145	0	16	16	35	1	145	0	16	4	79	0	34	4	-3	0	3	303
Sep 26	at TCU	28	212	4	75	18	211	1	49	18	23	0	211	1	49	1	18	0	18	0	0	0	0	423
Oct 03	OKLAHOMA	31	135	3	36	13	282	1	65	13	25	0	282	1	65	4	167	0	85	0	0	0	0	417
Oct 10	TEXAS TECH	43	214	2	28	32	302	2	26	32	43	0	302	2	26	2	66	0	37	1	11	0	11	516
Oct 24	at Oklahoma St.	33	227	2	70	19	162	1	25	19	34	1	162	1	25	2	53	0	28	1	13	0	13	389
Oct 31	at Kansas	35	258	4	58	25	294	3	36	25	36	1	294	3	36	1	4	0	4	2	29	0	29	552
Iowa State		206	1204	17	75	123	1396	8	65	123	196	3	1396	8	65	14	387	0	85	8	50	0	29	2600
		219	688	6	32	126	1467	9	78	126	193	5	1467	9	78	26	617	2	100	10	149	1	83	2155

Games: 6 • Avg/rush: 5.8 • Avg/catch: 11.3 • Pass effic: 132.99 • KR avg: 27.6 • PR avg: 6.2 • All purpose avg/game: 506.2 • Total offense avg/gm: 433.3

Date	Opponent	Tackles				Sacks no-yds	Fumble		Pass Defense			blkd kick	PAT Attempts				off					
		ua	a	total	tfl-yds		ff	fr-yds	int-yds	qbh	brup		kick	rush	rcv	saf	t/o	pts				
Sep 12	LOUISIANA	32	36	68	7.0-28	3.0-15	0	0-0	0-0	1	2	0	2-2	0	0	0	0	0	0	0	0	14
Sep 26	at TCU	52	30	82	9.0-54	6.0-46	1	1-0	1-0	1	1	1	4-5	0	0	0	0	13	37			
Oct 03	OKLAHOMA	41	38	79	8.0-27	2.0-14	0	0-0	1-0	3	2	0	4-4	0	0	0	0	0	37			
Oct 10	TEXAS TECH	33	34	67	4.0-9	2.0-7	1	0-0	0-0	0	5	0	4-4	0	0	0	0	31				
Oct 24	at Oklahoma St.	51	24	75	8.0-18	0.0-0	0	0-0	2-0	0	3	0	3-3	0	0	0	14	21				
Oct 31	at Kansas	48	12	60	11.0-41	5.0-27	1	1-0	1-0	2	5	0	5-6	0	1	0	6	52				
Iowa State		257	174	431	47.0-177	18.0-109	3	2-0	5-0	7	18	1	22-24	0	1	0	33	192				
		242	128	370	28.0-105	8.0-63	6	4-41	3-12	23	25	1	17-17	1	1	0	14	156				

Date	Opponent	Punting									Field Goals			Kickoffs				
		no.	yds	avg	long	blkd	tb	fc	50+	i20	md-att	long	blkd	no.	yds	avg	tb	ob
Sep 12	LOUISIANA	5	216	43.2	56	0	0	1	2	3	0-0	0	0	3	180	60.0	0	0
Sep 26	at TCU	7	339	48.4	64	0	2	2	2	1	1-1	24	0	7	444	63.4	3	0
Oct 03	OKLAHOMA	1	29	29.0	29	0	0	1	0	1	3-3	35	0	8	495	61.9	3	0
Oct 10	TEXAS TECH	4	176	44.0	55	0	2	0	1	1	1-2	26	1	6	355	59.2	1	0
Oct 24	at Oklahoma St.	8	340	42.5	53	0	0	3	3	4	0-2	0	0	4	173	43.2	1	0
Oct 31	at Kansas	3	90	30.0	47	0	0	0	0	0	1-1	40	0	9	436	48.4	0	0
Iowa State		28	1190	42.5	64	0	4	7	8	10	6-9	40	1	37	2083	56.3	8	0
		32	1309	40.9	50	0	3	16	1	11	5-11	51	1	29	1606	55.4	10	2

2020 Iowa State Football
Iowa State Opponent Game-by-Game (as of Oct 31, 2020)
All games

OPPONENT STATISTICS

Date	Opponent	Rushing				Receiving				Passing				Kick Returns				Punt Returns				tot off
		no.	yds	td	lg	no.	yds	td	lg	cmp-att-int	yds	td	lg	no.	yds	td	lg	no.	yds	td	lg	
Sep 12	LOUISIANA	35	118	1	19	13	154	1	78	13-21-0	154	1	78	3	137	1	95	3	89	1	83	272
Sep 26	at TCU	44	99	0	16	27	399	4	48	27-40-1	399	4	48	4	75	0	24	2	28	0	18	498
Oct 03	OKLAHOMA	33	114	1	17	25	300	2	51	25-36-1	300	2	51	5	123	0	35	0	0	0	0	414
Oct 10	TEXAS TECH	22	58	0	10	23	212	1	24	23-34-0	212	1	24	5	77	0	20	2	13	0	11	270
Oct 24	at Oklahoma St.	51	226	2	32	20	235	1	40	20-29-2	235	1	40	1	16	0	16	2	22	0	19	461
Oct 31	at Kansas	34	73	2	21	18	167	0	36	18-33-1	167	0	36	8	189	1	100	1	-3	0	0	240
Opponents		219	688	6	32	126	1467	9	78	126-193-5	1467	9	78	26	617	2	100	10	149	1	83	2155
		206	1204	17	75	123	1396	8	65	123-196-3	1396	8	65	14	387	0	85	8	50	0	29	2600

Games: 6 • Avg/rush: 3.1 • Avg/catch: 11.6 • Pass effic: 139.34 • KR avg: 23.7 • PR avg: 14.9 • All purpose avg/game: 488.8 • Total offense avg/gm: 359.2

Date	Opponent	Tackles				Sacks	Fumble	Pass Defense			blkd	PAT Attempts			off				
		ua	a	total	tfl-yds	no-yds	ff	fr-yds	int-yds	qbh	brup	kick	kick	rush	rcv	saf	t/o	pts	
Sep 12	LOUISIANA	46	24	70	4.0-15	1.0-6	2	1-0	1-0	3	5	0	4-4	0	0	0	0	0	31
Sep 26	at TCU	29	18	47	5.0-30	2.0-21	1	1-24	0-0	1	3	0	4-4	0	0	0	0	7	34
Oct 03	OKLAHOMA	32	18	50	4.0-13	1.0-7	1	1-0	0-0	6	6	0	3-3	0	0	0	0	7	30
Oct 10	TEXAS TECH	54	36	90	5.0-11	0.0-0	1	1-17	0-0	4	3	1	1-1	1	0	0	0	15	
Oct 24	at Oklahoma St.	39	16	55	7.0-29	3.0-24	1	0-0	1-0	4	4	0	3-3	0	0	0	0	24	
Oct 31	at Kansas	42	16	58	3.0-7	1.0-5	0	0-0	1-12	5	4	0	2-2	0	1	0	0	22	
Opponents		242	128	370	28.0-105	8.0-63	6	4-41	3-12	23	25	1	17-17	1	1	0	14	156	
		257	174	431	47.0-177	18.0-109	3	2-0	5-0	7	18	1	22-24	0	1	0	33	192	

Date	Opponent	Punting							Field Goals			Kickoffs						
		no.	yds	avg	long	blkd	tb	fc	50+	i20	md-att	long	blkd	no.	yds	avg	tb	ob
Sep 12	LOUISIANA	5	210	42.0	48	0	0	0	0	1	1-3	30	0	5	286	57.2	1	0
Sep 26	at TCU	6	238	39.7	49	0	1	5	0	4	0-1	0	1	5	325	65.0	4	0
Oct 03	OKLAHOMA	2	72	36.0	37	0	0	2	0	1	3-4	51	0	7	449	64.1	3	0
Oct 10	TEXAS TECH	6	261	43.5	47	0	1	4	0	1	0-0	0	0	3	139	46.3	0	1
Oct 24	at Oklahoma St.	6	235	39.2	49	0	0	4	0	3	1-2	31	0	5	281	56.2	2	0
Oct 31	at Kansas	7	293	41.9	50	0	1	1	1	1	0-1	0	0	4	126	31.5	0	1
Opponents		32	1309	40.9	50	0	3	16	1	11	5-11	51	1	29	1606	55.4	10	2
		28	1190	42.5	64	0	4	7	8	10	6-9	40	1	37	2083	56.3	8	0

2020 Iowa State Football
Iowa State Game Superlatives (as of Oct 31, 2020)
All games

INDIVIDUAL GAME HIGHS

Rushes	28	Hall, Breece vs Oklahoma (Oct 03, 2020)
Yards Rushing	185	Hall, Breece at Oklahoma St. (Oct 24, 2020)
	185	Hall, Breece at Kansas (Oct 31, 2020)
TD Rushes	3	Hall, Breece at TCU (Sep 26, 2020)
Long Rush	75	Hall, Breece at TCU (Sep 26, 2020)
Pass attempts	43	Purdy, Brock vs Texas Tech (Oct 10, 2020)
Pass completions	32	Purdy, Brock vs Texas Tech (Oct 10, 2020)
Yards Passing	302	Purdy, Brock vs Texas Tech (Oct 10, 2020)
TD Passes	2	Purdy, Brock vs Texas Tech (Oct 10, 2020)
	2	Purdy, Brock at Kansas (Oct 31, 2020)
Long Pass	65	Purdy, Brock vs Oklahoma (Oct 03, 2020)
Receptions	9	Hutchinson, Xavier vs Texas Tech (Oct 10, 2020)
Yards Receiving	87	Hutchinson, Xavier at Kansas (Oct 31, 2020)
TD Receptions	1	Wilson, Darren at TCU (Sep 26, 2020)
	1	Hutchinson, Xavier vs Oklahoma (Oct 03, 2020)
	1	Allen, Chase vs Texas Tech (Oct 10, 2020)
	1	Kolar, Charlie vs Texas Tech (Oct 10, 2020)
	1	Hutchinson, Xavier at Oklahoma St. (Oct 24, 2020)
	1	Hutchinson, Xavier at Kansas (Oct 31, 2020)
	1	Scates, Joe at Kansas (Oct 31, 2020)
	1	Kolar, Charlie at Kansas (Oct 31, 2020)
Long Reception	65	Hutchinson, Xavier vs Oklahoma (Oct 03, 2020)
Field Goals	3	Assalley, Connor vs Oklahoma (Oct 03, 2020)
Long Field Goal	40	Assalley, Connor at Kansas (Oct 31, 2020)
Punts	8	Rivera, Joe at Oklahoma St. (Oct 24, 2020)
Punting Avg	50.2	Rivera, Joe at TCU (Sep 26, 2020)
Long Punt	64	Rivera, Joe at TCU (Sep 26, 2020)
Punts inside 20	4	Rivera, Joe at Oklahoma St. (Oct 24, 2020)
Long Punt Return	29	Eisworth, Greg at Kansas (Oct 31, 2020)
Long Kickoff Return	85	Nwangwu, Kene vs Oklahoma (Oct 03, 2020)
Tackles	11	Rose, Mike vs Oklahoma (Oct 03, 2020)
Sacks	3.5	Bailey, JaQuan at TCU (Sep 26, 2020)
Tackles For Loss	4.0	Bailey, JaQuan at TCU (Sep 26, 2020)
Interceptions	1	Rose, Mike at TCU (Sep 26, 2020)
	1	Young, Isheem vs Oklahoma (Oct 03, 2020)
	1	White, Lawrence at Oklahoma St. (Oct 24, 2020)
	1	Rose, Mike at Oklahoma St. (Oct 24, 2020)
	1	Eisworth, Greg at Kansas (Oct 31, 2020)

2020 Iowa State Football
Iowa State Game Superlatives (as of Oct 31, 2020)
All games

TEAM GAME HIGHS

Rushes	43	vs Texas Tech (Oct 10, 2020)
Yards Rushing	258	at Kansas (Oct 31, 2020)
Yards Per Rush	7.6	at TCU (Sep 26, 2020)
TD Rushes	4	at TCU (Sep 26, 2020)
	4	at Kansas (Oct 31, 2020)
Pass attempts	43	vs Texas Tech (Oct 10, 2020)
Pass completions	32	vs Texas Tech (Oct 10, 2020)
Yards Passing	302	vs Texas Tech (Oct 10, 2020)
Yards Per Pass	11.3	vs Oklahoma (Oct 03, 2020)
TD Passes	3	at Kansas (Oct 31, 2020)
Total Plays	86	vs Texas Tech (Oct 10, 2020)
Total Offense	552	at Kansas (Oct 31, 2020)
Yards Per Play	8.3	at TCU (Sep 26, 2020)
Points	52	at Kansas (Oct 31, 2020)
Sacks By	6	at TCU (Sep 26, 2020)
First Downs	29	vs Texas Tech (Oct 10, 2020)
Penalties	9	vs Oklahoma (Oct 03, 2020)
	9	at Oklahoma St. (Oct 24, 2020)
Penalty Yards	90	vs Oklahoma (Oct 03, 2020)
Turnovers	2	vs Louisiana (Sep 12, 2020)
Interceptions By	2	at Oklahoma St. (Oct 24, 2020)
Punts	8	at Oklahoma St. (Oct 24, 2020)
Punting Avg	48.4	at TCU (Sep 26, 2020)
Long Punt	64	at TCU (Sep 26, 2020)
Punts inside 20	4	at Oklahoma St. (Oct 24, 2020)
Long Punt Return	29	at Kansas (Oct 31, 2020)

2020 Iowa State Football
Iowa State Game Superlatives (as of Oct 31, 2020)
All games

OPPONENT INDIVIDUAL GAME HIGHS

Rushes	25	Hubbard,Chuba, at Oklahoma St. (Oct 24, 2020)
Yards Rushing	139	Hubbard,Chuba, at Oklahoma St. (Oct 24, 2020)
TD Rushes	1	Ragas,Trey, vs Louisiana (Sep 12, 2020)
	1	Rattler, S., vs Oklahoma (Oct 03, 2020)
	1	Sanders,Spencer, at Oklahoma St. (Oct 24, 2020)
	1	Hubbard,Chuba, at Oklahoma St. (Oct 24, 2020)
	1	Daniels, Jalon, at Kansas (Oct 31, 2020)
	1	Hishaw, Daniel, at Kansas (Oct 31, 2020)
Long Rush	32	Hubbard,Chuba, at Oklahoma St. (Oct 24, 2020)
Pass attempts	36	Rattler, S., vs Oklahoma (Oct 03, 2020)
Pass completions	25	Rattler, S., vs Oklahoma (Oct 03, 2020)
Yards Passing	300	Rattler, S., vs Oklahoma (Oct 03, 2020)
TD Passes	3	Duggan, Max, at TCU (Sep 26, 2020)
Long Pass	78	Lewis,Levi, vs Louisiana (Sep 12, 2020)
Receptions	5	LeBlanc,Peter, vs Louisiana (Sep 12, 2020)
	5	Demercado, E., at TCU (Sep 26, 2020)
	5	Barber, Taye, at TCU (Sep 26, 2020)
	5	Stogner, Austin, vs Oklahoma (Oct 03, 2020)
	5	Hall, Jeremiah, vs Oklahoma (Oct 03, 2020)
	5	Polk, Ja'Lynn, vs Texas Tech (Oct 10, 2020)
	5	Ezukanma, Erik, vs Texas Tech (Oct 10, 2020)
	5	Wallace,Tylan, at Oklahoma St. (Oct 24, 2020)
	5	Lassiter,K., at Kansas (Oct 31, 2020)
Yards Receiving	82	LeBlanc,Peter, vs Louisiana (Sep 12, 2020)
	82	Barber, Taye, at TCU (Sep 26, 2020)
TD Receptions	2	Hall, Jeremiah, vs Oklahoma (Oct 03, 2020)
Long Reception	78	LeBlanc,Peter, vs Louisiana (Sep 12, 2020)
Field Goals	3	Brkic, Gabe, vs Oklahoma (Oct 03, 2020)
Long Field Goal	51	Brkic, Gabe, vs Oklahoma (Oct 03, 2020)
Punts	6	Sandy, Jordy, at TCU (Sep 26, 2020)
	6	McNamara, A., vs Texas Tech (Oct 10, 2020)
	6	Hutton,Tom, at Oklahoma St. (Oct 24, 2020)
	6	Vernon, Reis, at Kansas (Oct 31, 2020)
Punting Avg	43.5	McNamara, A., vs Texas Tech (Oct 10, 2020)
Long Punt	50	Vernon, Reis, at Kansas (Oct 31, 2020)
Punts inside 20	4	Sandy, Jordy, at TCU (Sep 26, 2020)
Long Punt Return	83	Garror,Eric, vs Louisiana (Sep 12, 2020)
Long Kickoff Return	100	Logan,Kenny, at Kansas (Oct 31, 2020)
Tackles	12	Monroe, Eric, vs Texas Tech (Oct 10, 2020)
Sacks	1.0	Gardner,Ferrod, vs Louisiana (Sep 12, 2020)
	1.0	Wallow, Garret, at TCU (Sep 26, 2020)
	1.0	Workman, Parker, at TCU (Sep 26, 2020)
	1.0	Thomas, Isaiah, vs Oklahoma (Oct 03, 2020)
	1.0	Lacy,Tyler, at Oklahoma St. (Oct 24, 2020)
	1.0	Rodriguez,Malco, at Oklahoma St. (Oct 24, 2020)
	1.0	Ford,Trace, at Oklahoma St. (Oct 24, 2020)
	1.0	Terry,DaJon, at Kansas (Oct 31, 2020)
Tackles For Loss	2.0	Pedescleaux,Kam, vs Louisiana (Sep 12, 2020)
	2.0	Wallow, Garret, at TCU (Sep 26, 2020)
	2.0	Sterling,Tre, at Oklahoma St. (Oct 24, 2020)
Interceptions	1	Washington,AJ, vs Louisiana (Sep 12, 2020)
	1	Harvell-Peel,Ko, at Oklahoma St. (Oct 24, 2020)
	1	Logan,Kenny, at Kansas (Oct 31, 2020)

2020 Iowa State Football
Iowa State Game Superlatives (as of Oct 31, 2020)
All games

OPPONENT TEAM GAME HIGHS

Rushes	51	at Oklahoma St. (Oct 24, 2020)
Yards Rushing	226	at Oklahoma St. (Oct 24, 2020)
Yards Per Rush	4.4	at Oklahoma St. (Oct 24, 2020)
TD Rushes	2	at Oklahoma St. (Oct 24, 2020)
	2	at Kansas (Oct 31, 2020)
Pass attempts	40	at TCU (Sep 26, 2020)
Pass completions	27	at TCU (Sep 26, 2020)
Yards Passing	399	at TCU (Sep 26, 2020)
Yards Per Pass	10.0	at TCU (Sep 26, 2020)
TD Passes	4	at TCU (Sep 26, 2020)
Total Plays	84	at TCU (Sep 26, 2020)
Total Offense	498	at TCU (Sep 26, 2020)
Yards Per Play	6.0	vs Oklahoma (Oct 03, 2020)
Points	34	at TCU (Sep 26, 2020)
Sacks By	3	at Oklahoma St. (Oct 24, 2020)
First Downs	27	at TCU (Sep 26, 2020)
Penalties	10	at TCU (Sep 26, 2020)
	10	at Oklahoma St. (Oct 24, 2020)
Penalty Yards	93	vs Oklahoma (Oct 03, 2020)
Turnovers	2	at TCU (Sep 26, 2020)
	2	at Oklahoma St. (Oct 24, 2020)
	2	at Kansas (Oct 31, 2020)
Interceptions By	1	vs Louisiana (Sep 12, 2020)
	1	at Oklahoma St. (Oct 24, 2020)
	1	at Kansas (Oct 31, 2020)
Punts	7	at Kansas (Oct 31, 2020)
Punting Avg	43.5	vs Texas Tech (Oct 10, 2020)
Long Punt	50	at Kansas (Oct 31, 2020)
Punts inside 20	4	at TCU (Sep 26, 2020)
Long Punt Return	83	vs Louisiana (Sep 12, 2020)

2020 Iowa State Football
Iowa State Red-Zone Results (as of Oct 31, 2020)
All games

Iowa State Inside Opponent Red-Zone

Date	Opponent	Score	Times	Times	Total	Rush		Pass	FGs	Failed to score inside RZ						
			In RZ	Scored	Pts	TDs	TDs	TDs	Made	FGA	Down	Int	Fumb	Half	Game	
Sep 12, 2020	LOUISIANA	L 14-31	2	2	14	2	2	0	0	0	0	0	0	0	0	0
Sep 26, 2020	at TCU	W 37-34	3	3	16	2	1	1	1	0	0	0	0	0	0	0
Oct 03, 2020	OKLAHOMA	W 37-30	6	6	30	3	3	0	3	0	0	0	0	0	0	0
Oct 10, 2020	TEXAS TECH	W 31-15	6	5	31	4	2	2	1	1	0	0	0	0	0	0
Oct 24, 2020	at Oklahoma St.	L 21-24	4	2	14	2	1	1	0	2	0	0	0	0	0	0
Oct 31, 2020	at Kansas	W 52-22	4	4	28	4	3	1	0	0	0	0	0	0	0	0
Totals			25	22	133	17	12	5	5	3	0	0	0	0	0	0
22 of 25 (88.0%)																

Opponents Inside Iowa State Red-Zone

Date	Opponent	Score	Times	Times	Total	Rush		Pass	FGs	Failed to score inside RZ						
			In RZ	Scored	Pts	TDs	TDs	TDs	Made	FGA	Down	Int	Fumb	Half	Game	
Sep 12, 2020	LOUISIANA	L 14-31	4	2	10	1	1	0	1	2	0	0	0	0	0	0
Sep 26, 2020	at TCU	W 37-34	1	1	6	1	0	1	0	0	0	0	0	0	0	0
Oct 03, 2020	OKLAHOMA	W 37-30	5	5	27	3	1	2	2	0	0	0	0	0	0	0
Oct 10, 2020	TEXAS TECH	W 31-15	1	1	8	1	0	1	0	0	0	0	0	0	0	0
Oct 24, 2020	at Oklahoma St.	L 21-24	3	2	10	1	1	0	1	1	0	0	0	0	0	0
Oct 31, 2020	at Kansas	W 52-22	3	2	15	2	2	0	0	1	0	0	0	0	0	0
Totals			17	13	76	9	5	4	4	4	0	0	0	0	0	0
13 of 17 (76.5%)																

2020 Iowa State Football
Iowa State By-Quarter Statistics (as of Oct 31, 2020)
All games

3rd-Down Conversions

Date	Opponent	Score	Overall	1st Qtr	2nd Qtr	3rd Qtr	4th Qtr	Overtime
Sep 12, 2020	LOUISIANA	L 14-31	7-16 43.8	1-2 50.0	4-6 66.7	2-5 40.0	0-3 0.0	
Sep 26, 2020	at TCU	W 37-34	3-11 27.3	0-2 0.0	1-3 33.3	0-2 0.0	2-4 50.0	
Oct 03, 2020	OKLAHOMA	W 37-30	6-10 60.0	2-3 66.7	1-3 33.3	1-2 50.0	2-2 100.0	
Oct 10, 2020	TEXAS TECH	W 31-15	6-14 42.9	1-3 33.3	4-5 80.0	1-3 33.3	0-3 0.0	
Oct 24, 2020	at Oklahoma St.	L 21-24	4-14 28.6	0-2 0.0	2-5 40.0	1-3 33.3	1-4 25.0	
Oct 31, 2020	at Kansas	W 52-22	7-13 53.8	1-2 50.0	5-6 83.3	1-3 33.3	0-2 0.0	
	Iowa State		33-78 42.3	5-14 35.7	17-28 60.7	6-18 33.3	5-18 27.8	0-0 0.0
	Opponents		31-86 36.0	9-24 37.5	9-22 40.9	5-16 31.2	8-24 33.3	0-0 0.0

4th-Down Conversions

Date	Opponent	Score	Overall	1st Qtr	2nd Qtr	3rd Qtr	4th Qtr	Overtime
Sep 12, 2020	LOUISIANA	L 14-31	1-3 33.3	0-0 0.0	1-1 100.0	0-1 0.0	0-1 0.0	
Sep 26, 2020	at TCU	W 37-34	0-0 0.0	0-0 0.0	0-0 0.0	0-0 0.0	0-0 0.0	
Oct 03, 2020	OKLAHOMA	W 37-30	0-0 0.0	0-0 0.0	0-0 0.0	0-0 0.0	0-0 0.0	
Oct 10, 2020	TEXAS TECH	W 31-15	2-2 100.0	1-1 100.0	0-0 0.0	1-1 100.0	0-0 0.0	
Oct 24, 2020	at Oklahoma St.	L 21-24	0-0 0.0	0-0 0.0	0-0 0.0	0-0 0.0	0-0 0.0	
Oct 31, 2020	at Kansas	W 52-22	1-2 50.0	0-0 0.0	0-1 0.0	1-1 100.0	0-0 0.0	
	Iowa State		4-7 57.1	1-1 100.0	1-2 50.0	2-3 66.7	0-1 0.0	0-0 0.0
	Opponents		7-11 63.6	1-1 100.0	2-3 66.7	1-2 50.0	3-5 60.0	0-0 0.0

Time of Possession

Date	Opponent	Score	Overall	1st Qtr	2nd Qtr	3rd Qtr	4th Qtr	Overtime
Sep 12, 2020	LOUISIANA	L 14-31	32:19	5:14	11:20	10:05	5:40	
Sep 26, 2020	at TCU	W 37-34	26:58	3:44	8:30	6:30	8:14	
Oct 03, 2020	OKLAHOMA	W 37-30	26:26	6:57	5:36	7:24	6:29	
Oct 10, 2020	TEXAS TECH	W 31-15	40:51	13:07	9:34	10:18	7:52	
Oct 24, 2020	at Oklahoma St.	L 21-24	29:19	6:47	7:43	9:14	5:35	
Oct 31, 2020	at Kansas	W 52-22	31:13	8:43	7:50	10:21	4:19	
	Iowa State	Total	187:06	44:32	50:33	53:52	38:09	0:00
		Avg.	31:11	7:25	8:25	8:58	6:21	0:00
	Opponents	Total	172:54	45:28	39:27	36:08	51:51	0:00
		Avg.	28:49	7:34	6:34	6:01	8:38	0:00

2020 Iowa State Football Iowa State - Long Plays

25-YARD PLUS PLAYS

Yds	Type	Player(s)	Opponent
85	KR	Nwangwu, Kene	Oklahoma
75*	Rush	Hall, Breece	TCU
70	Rush	Hall, Breece	Oklahoma St.
66*	Rush	Hall, Breece	Oklahoma St.
65*	Pass	Hutchinson, Xavier from Purdy, Brock	Oklahoma
58*	Rush	Hall, Breece	Kansas
49*	Rush	Nwangwu, Kene	TCU
49	Pass	Akers, Landen from Purdy, Brock	TCU
44	Pass	Scates, Joe from Purdy, Brock	TCU
42	Pass	Milton, Tarique from Purdy, Brock	Oklahoma
37	KR	Nwangwu, Kene	Texas Tech
36	Rush	Hall, Breece	Oklahoma
36*	Pass	Hutchinson, Xavier from Purdy, Brock	Kansas
35	Pass	Akers, Landen from Purdy, Brock	Oklahoma
34	KR	Nwangwu, Kene	Louisiana
32*	Rush	Hall, Breece	TCU
31	KR	Nwangwu, Kene	Oklahoma
31	Rush	Hall, Breece	Kansas
30*	Pass	Scates, Joe from Dekkers, Hunter	Kansas
29	PR	Eisworth, Greg	Kansas
29	KR	Nwangwu, Kene	Texas Tech
28	Pass	Allen, Chase from Soehner, Dylan	Oklahoma
28	KR	Nwangwu, Kene	Oklahoma St.
28	Rush	Nwangwu, Kene	Texas Tech
27	KR	Nwangwu, Kene	Oklahoma
26	Rush	Hall, Breece	Texas Tech
26	Pass	Soehner, Dylan from Purdy, Brock	Texas Tech
25	Pass	Kolar, Charlie from Purdy, Brock	Oklahoma St.
25	Pass	Akers, Landen from Purdy, Brock	Kansas
25	KR	Nwangwu, Kene	Oklahoma St.
25	Pass	Dean, Easton from Dekkers, Hunter	Kansas

* touchdown scored on play

LONG PLAYS BY THE NUMBERS

Long Plays By Yards	No.	TD
100+	0	0
90-99	0	0
80-89	1	0
70-79	2	1
60-69	2	2
50-59	1	1
40-49	4	1
30-39	9	3
20-29	21	1

Long Plays By Type

	No.	TD
Rushing	12	5
Passing	17	4
Punt returns	1	0
Kick returns	10	0
Interceptions	0	0
Fumble returns	0	0
Other	0	0
TOTAL	40	9

25-YARD PLUS BY PLAYER

Player	No.	TD	R	P	KR	PR	IR	FR
Nwangwu, Kene	13	1	3	0	10	0	0	0
Hall, Breece	9	4	9	0	0	0	0	0
Akers, Landen	4	0	0	4	0	0	0	0
Hutchinson, Xavier	3	3	0	3	0	0	0	0
Kolar, Charlie	3	0	0	3	0	0	0	0
Scates, Joe	2	1	0	2	0	0	0	0
Allen, Chase	2	0	0	2	0	0	0	0
Dean, Easton	1	0	0	1	0	0	0	0
Soehner, Dylan	1	0	0	1	0	0	0	0
Eisworth, Greg	1	0	0	0	0	1	0	0
Milton, Tarique	1	0	0	1	0	0	0	0
TOTAL	40	9	12	17	10	1	0	0

LONGEST PLAYS OF THE YEAR

Rushing

75 Hall, Breece vs TCU (9/26/2020)

Rushing Touchdown

75 Hall, Breece vs TCU (9/26/2020)

Passing

65 Hutchinson, Xavier from Purdy, Brock vs Oklahoma (10/3/2020)

Passing Touchdown

65 Hutchinson, Xavier from Purdy, Brock vs Oklahoma (10/3/2020)

Punt Return

29 Eisworth, Greg vs Kansas (10/31/2020)

Kick Return

85 Nwangwu, Kene vs Oklahoma (10/3/2020)

Interception Return

0 Young, Isheem vs Oklahoma (10/3/2020)

0 Eisworth, Greg vs Kansas (10/31/2020)

Fumble Return

None

Punt

64 Rivera, Joe vs TCU (9/26/2020)

Field Goal

40 Assalley, Connor vs Kansas (10/31/2020)

2020 Iowa State Football
Iowa State Individual Season/Career Statistics (as of Oct 31, 2020)
All games

SEASON						CAREER					
Punt Returns	no.	yds	avg	td	lg	no.	yds	avg	td	lg	
Eisworth, Greg	4	53	13.2	0	29	4	53	13.2	0	29	
Miller, D.J.	2	-8	-4.0	0	0	2	-8	-4.0	0	0	
Milton, Tarique	2	5	2.5	0	3	21	238	11.3	0	47	
Total	8	50	6.2	0	29						
Opponents	10	149	14.9	1	83						

Kick Returns	no.	yds	avg	td	lg	no.	yds	avg	td	lg
Nwangwu, Kene	13	377	29.0	0	85	86	2297	26.7	1	97
Walling, Rory	1	10	10.0	0	10	1	10	10.0	0	10
Total	14	387	27.6	0	85					
Opponents	26	617	23.7	2	100					

Interceptions	no.	yds	avg	td	lg	no.	yds	avg	td	lg
Rose, Mike	2	0	0.0	0	0	3	0	0.0	0	0
Eisworth, Greg	1	0	0.0	0	0	3	37	12.3	0	37
White, Lawrence	1	0	0.0	0	0	3	31	10.3	0	25
Young, Isheem	1	0	0.0	0	0	1	0	0.0	0	0
Total	5	0	0.0	0	0					
Opponents	3	12	4.0	0	12					

Fumble Returns	no.	yds	avg	td	lg	no.	yds	avg	td	lg
Total	0	0	0.0	0	0					
Opponents	2	41	20.5	2	24					

All Purpose	g	rush	rcv	pr	kr	ir	total	avg/g	g	rush	rcv	pr	kr	ir	total	avg/g
Hall, Breece	6	901	61	0	0	0	962	160.3	18	1798	313	0	0	0	2111	117.3
Nwangwu, Kene	6	168	22	0	377	0	567	94.5	44	573	57	0	2297	0	2927	66.5
Hutchinson, Xavi	6	0	384	0	0	0	384	64.0	6	0	384	0	0	0	384	64.0
Kolar, Charlie	5	0	219	0	0	0	219	43.8	31	0	1053	0	0	0	1053	34.0
Akers, Landen	6	0	205	0	0	0	205	34.2	42	8	529	0	293	0	830	19.8
Allen, Chase	5	0	158	0	0	0	158	31.6	39	0	448	0	0	0	448	11.5
Purdy, Brock	6	139	0	0	0	0	139	23.2	29	696	0	0	0	0	696	24.0
Scates, Joe	6	0	81	0	0	0	81	13.5	16	0	106	0	0	0	106	6.6
Shaw, Sean	6	0	68	0	0	0	68	11.3	17	0	299	0	0	0	299	17.6
Milton, Tarique	2	0	60	5	0	0	65	32.5	28	3	1199	238	0	0	1440	51.4
Soehner, Dylan	6	0	57	0	0	0	57	9.5	44	0	164	0	16	0	180	4.1
Eisworth, Greg	6	0	0	53	0	0	53	8.8	30	0	0	53	0	37	90	3.0
Jackson, Daniel	4	0	28	0	0	0	28	7.0	4	0	28	0	0	0	28	7.0
Wilson, Darren	4	0	27	0	0	0	27	6.8	17	0	86	0	0	0	86	5.1
Dean, Easton	6	0	25	0	0	0	25	4.2	6	0	25	0	0	0	25	4.2
Walling, Rory	6	0	0	0	10	0	10	1.7	21	0	0	0	10	0	10	0.5
Lang, Johnnie	3	2	1	0	0	0	3	1.0	30	324	85	0	135	0	544	18.1
Brock, Jirehl	4	2	0	0	0	0	2	0.5	8	50	0	0	0	0	50	6.2
Miller, D.J.	6	0	0	-8	0	0	-8	-1.3	17	0	0	-8	0	0	-8	-0.5
TEAM	4	-8	0	0	0	0	-8	-2.0								
Total	6	1204	1396	50	387	0	3037	506.2								
Opponents	6	688	1467	149	617	12	2933	488.8								

Field Goals	att	good	long	blkd	att	good	long	blkd
Assalley, Connor	9	6	40	1	51	37	50	3
Total	9	6	40	1				
Opponents	11	5	51	1				

Punting	no.	yds	avg	lg	blk	no.	yds	avg	lg	blk
Rivera, Joe	26	1102	42.4	64	0	82	3372	41.1	65	0
Dunn, Corey	2	88	44.0	49	0	55	2217	40.3	65	1
Total	28	1190	42.5	64	0					
Opponents	32	1309	40.9	50	0					

