

TEXAS

2020 FOOTBALL GAME NOTES

BROADCAST INFORMATION

TELEVISION

Network ESPN
Play-by-Play Mark Jones
Analyst Dusty Dvoracek
Reporter Alyson Williams

LOCAL RADIO

Network Longhorn IMG Radio Network
Play-by-Play Craig Way
Analyst Roger Wallace
Reporter Quan Cosby

SPANISH RADIO

Network Longhorn IMG Radio Network
Play-by-Play Dr. Rubén Pizarro-Silva
Analyst Jesus Mendoza

NATIONAL RADIO

Network None
Play-by-Play None
Analyst None

COACHING STAFF/EXPECTED LOCATIONS

ON THE FIELD

Tom Herman Head Coach
Chris Ash Defensive Coordinator/Safeties
Andre Coleman Wide Receivers
Stan Drayton Assoc. HC/Run Game Coord./RBs
Oscar Giles Defensive Line
Mark Hagen Assoc. HC for Defense/DL
Herb Hand Co-Offensive Coordinator/OL
Jay Valai Cornerbacks
Yancy McKnight Strength and Conditioning

IN THE BOOTH

Jay Boulware Assoc. HC for Special Teams/TEs
Coleman Hutzler Co-Defensive Coordinator/LBs
Mike Yurcich Offensive Coordinator/QBs

WHAT'S INSIDE

- 1 Game Information/Coverage
- 2-25 Game Notes
- 26-28 Tom Herman/Coaching Staff
- 29 Tom Herman Superlatives at Texas
- 30 Numerical Roster
- 31 Alphabetical Roster
- 32 Depth Chart
- 33-34 The Last Time
- 35-38 2020 Box Scores
- 39-47 Select Players Game-by-Game Statistics
- 48 Career Highs (Offense & Specialists)
- 49 Career Highs (Defense)
- 50-58 2019 Statistics
- 59-60 2019 Starters & Participation

THE MATCHUP



BAYLOR BEARS

2020 Record 1-1 (1-1 Big 12)
AP/Coaches Rank NR/NR
Head Coach Dave Aranda (Cal Lutheran, 1999)
Record at Baylor 1-1 (1st year)
Career Record Same



TEXAS LONGHORNS

2020 Record 2-2 (1-2 Big 12)
AP/Coaches Rank RV/RV
Head Coach Tom Herman (Cal Lutheran, 1997)
Record at Texas 27-17 (4th year)
Career Record 49-21 (6th year)



DARRELL K ROYAL-TEXAS MEMORIAL STADIUM (AUSTIN, TEXAS)

SERIES HISTORY

Overall Record Texas leads, 78-27-4
In Austin Texas leads, 47-10-2
In Waco Texas leads, 30-17-2
At Neutral Never met

Aranda vs. Texas Never met
Herman vs. Baylor 2-1

Current Streak Baylor, Won 1 (2019)
Last Meeting Baylor 24, Texas 10
Longest Texas Streak Won 16 (1958-73)
Longest Baylor Streak Won 2, six times (last 2013-14)

Largest Texas Win Texas 77, Baylor 0 (1913)
Largest Baylor Win Baylor 50, Texas 7 (1989)

TEAM STATISTICAL COMPARISON

Category	BU		LONGHORNS	
	Value	FBS Rk	Value	FBS Rk
3rd Down Conversion Pct.	0.387	53	0.388	35
3rd Down Conversion Defense	0.281	9	0.75	11
4th Down Conversion Pct.	0.667	19	0.333	7
4th Down Conversion Defense	0.714	65	1.000	13
Fewest Penalties Per Game	10.0	73	9.5	68
Fewest Penalty Yards Per Game	90.5	72	83.25	70
First Downs Defense	38	4	93	46
First Downs Offense	39	72	98	29
Kickoff Returns	48.4	1	27.8	10
Net Punting	40.25	25	33.32	69
Passing Offense	189	61	316.5	14
Passing Yards Allowed	185	15	253.3	47
Punt Returns	2	65	0.8	23
Red Zone Defense	0.833	36	0.846	38
Red Zone Offense	0.571	72	147	34
Rushing Defense	151.5	37	178.8	34
Rushing Offense	115	64	2	35
Scoring Defense	20.5	17	36.3	64
Scoring Offense	34	25	49.5	1
Team Passing Efficiency	128.95	50	152.48	20
Team Passing Eff. Defense	105.84	5	122.39	21
Time of Possession	28:18	54	27:21	63
Total Defense	336.5	18	400.3	40
Total Offense	304	70	495.3	13
Turnover Margin	1	9	0.25	30

GAMEDAY INFORMATION

Kickoff Time 2:30 p.m. CT
Location Austin, Texas
Stadium Darrell K Royal-Texas Memorial Stadium

Texas in 2020 2-2
Home 1-1
Road 1-0
Neutral 0-1
vs. Big 12 1-2
vs. Ranked 0-0

2020 LEADERS



SAM EHLINGER | SENIOR

PASSING

99-OF-162 (61.1%)
1,211 YDS
16 TD, 4 INT



SAM EHLINGER | SENIOR

RUSHING

50 ATT
242 YDS
5 TD



JOSHUA MOORE | SOPHOMORE

RECEIVING

19 REC
283 YDS
5 TD



JOSEPH OSSAI | JUNIOR

TACKLES

31 TOTAL
6.5 TFL
1.0 SACK

2020 SCHEDULE

 W, 59-3 Austin, Texas Sept. 12 7:00 PM	 W, 63-56 OT Lubbock, Texas Sept. 26 2:30 PM	 L, 31-33 Austin, Texas Oct. 3 11:00 AM	 L, 45-53 4OT Dallas, Texas Oct. 10 11:00 AM	 OCT. 24 Austin, Texas 2:30 PM ESPN	 OCT. 31 Stillwater, Okla. Time TV	 NOV. 7 Austin, Texas Time TV	 NOV. 21 Lawrence, Kan. Time TV	 NOV. 27 Austin, Texas Time ABC/ESPN	 DEC. 5 Manhattan, Kan. Time TV
--	---	--	---	--	---	--	--	---	--

GAME NOTES

QUICK FACTS

GENERAL INFORMATION

Name	University of Texas
Location	Austin, Texas
Founded	1883
Enrollment	51,832
Nickname	Longhorns
Mascot	Hook 'Em
Colors	Burnt Orange and White
Conference	Big 12
President	Jay Hartzell
Vice President & Director of Athletics	Chris Del Conte
Home Field	Darrell K Royal-Texas Memorial Stadium
University Website	utexas.edu
Athletics Website	TexasSports.com
Conference Website	Big12Sports.com

HISTORY

First Year of Football	1893
All-Time Record	918-377-33
All-Time Bowl Record	30-24-2
Last Bowl	2019 Alamo
Last Bowl Opponent	No. 11 Utah (W, 38-10)
Conference Championships	28
..... 1920, 1928, 1930, 1942, 1943, 1945, 1950, 1952	
..... 1953, 1959, 1961, 1962, 1963, 1968, 1969, 1970	
..... 1971, 1972, 1973, 1975, 1977, 1983, 1990, 1994	
..... 1995, 1996, 2005, 2009	
National Championships	4
..... 1963, 1969, 1970, 2005	
*The 1996-97 academic year was Texas' first in the Big 12	

2020 TEAM INFORMATION

Roster Size	119
Seniors	15
Juniors	22
Sophomores	34
Freshmen (inc. redshirts)	48
Letterwinners Returning/Lost	55/19
Offense/Defense/Specialists (Returning)	22/30/3
Starters Returning/Lost	16/6
Offense	7/4
Defense	9/2

2019 INFORMATION

Overall Record	8-5
Home/Road/Neutral	5-1/2-3/1-1
Big 12 Record/Finish	5-4/T-3rd
Final Ranking	No. 25 (AP) RV (Coaches)
Bowl Game	Valero Alamo Bowl
Bowl Opponent/Result	No. 11 Utah
Bowl Result	W, 38-10

COACHING STAFF

Head Coach	Tom Herman
Alma Mater	Cal Lutheran, 1997
Record at UT/Years	27-17/4th
Career Record/Years	49-21/6th
Twitter	@CoachTomHerman
Instagram	coachtomherman
Defensive Coordinator/Safeties	Chris Ash
Associate HC for Special Teams/TE	Jay Boulware
Wide Receivers	Andre Coleman
Associate HC/Run Game Coord./RB	Stan Drayton
Defensive Line	Oscar Giles
Associate HC for Defense/DL	Mark Hagen
Co-Offensive Coordinator/OL	Herb Hand
Co-Defensive Coordinator/LB	Coleman Hutzler
Cornerbacks	Jay Valai
Offensive Coordinator/QB	Mike Yurcich
Strength and Conditioning	Yancy McKnight

SERIES HISTORY VS. BAYLOR

- Texas has faced only two schools more frequently than Baylor (109 times, last 2019) in its football history - Texas A&M (118 times, last 2011) and Oklahoma (116 times, last 2020).
- It will be the 60th meeting between the two programs in Austin, where the Longhorns hold a 47-10-2 record over the Bears.
- UT is 2-1 against Baylor since 2017, Tom Herman's first season at the helm in Austin, and 17-6 during the Big 12 era (since 1996). The Longhorns have won four of the last five meetings overall.
- The teams have split their last 10 meetings, dating back to the 2010 season.

RESULTS VS. BAYLOR (LAST 10 MEETINGS)

Year	Location	Result	Score
2010	Austin	L	22-30
2011	Waco	L	24-48
2012	Austin	W	56-50
2013	Waco	L	10-30
2014	Austin	L	7-28
2015	Waco	W	23-17
2016	Austin	W	35-34
2017	Waco	W	38-7
2018	Austin	W	23-7
2019	Waco	L	10-24

NOTABLE STREAKS AND TRENDS

- Texas is 9-4 in non-conference games, including bowl games, under head coach Tom Herman. That includes a 5-2 mark at Darrell K Royal-Texas Memorial Stadium.
- Texas is 11-3 at DKR-Texas Memorial Stadium since the start of the 2018 season and 14-6 overall during Herman's tenure as head coach.
- The Longhorns are 11-8 in one-possession games (decided by eight points or less) since the start of 2018.
- UT has won 22 of the 23 games it has outgained its opponent under Tom Herman.
- The Longhorns are 22-2 under Herman when outrushing their opponents, and have won 16 of the last 18 instances.
- Texas' defense has forced at least one turnover in 36 of 44 games under Herman, including in 19 of its last 22 contests.
- UT is 25-3 when leading at halftime since the start of the 2017 season.
- The Longhorns are 15-1 when holding their opponents under 20 points during Herman's tenure.
- Tom Herman's Texas teams are 10-1 when forcing at least three turnovers and are 20-6 when turning the ball over fewer than three times.



Tom Herman

A RETURNING HEAD COACH-QB COMBO

- In fourth-year head coach Tom Herman and senior QB Sam Ehlinger, the Longhorns bring back one of the nation's most experienced head coach-quarterback tandems in the country. The Longhorns are one of only 12 programs nationally to have been ranked in the final AP Poll of 2019 and bring back both their head coach and starting quarterback this year.
- Of those 12 quarterbacks, Ehlinger stands out as the only member of the group to be entering his fourth season as a starter under his current head coach.
- A look at the full list of head coach-quarterback tandems returning to the field this fall:

School	HC	QB	Year as Starter w/ HC
Texas	T. Herman	S. Ehlinger	4th
Cincinnati	L. Fickell	D. Ridder	3rd
Clemson	D. Swinney	T. Lawrence	3rd
Minnesota	P. Fleck	T. Morgan	3rd
Notre Dame	B. Kelly	I. Book	3rd
Wisconsin	P. Chryst	J. Coan	3rd
Auburn	G. Malzahn	B. Nix	2nd
Boise State	B. Harsin	H. Bachmeier	2nd
Florida	D. Mullen	K. Trask	2nd
Ohio State	R. Day	J. Fields	2nd
Penn State	J. Franklin	S. Clifford	2nd
UCF	J. Heupel	D. Gabriel	2nd

HEAD COACH TOM HERMAN

- Tom Herman is in his sixth season overall as a head coach with a career record of 49-21 (.700). He is in his fourth season at Texas with a mark of 27-17 (.614).
- Including the 2020 season, Herman has spent 17 of his 23 seasons as a coach in the state of Texas on the collegiate level.
- Herman graduated from Cal Lutheran and received his master's degree in education from The University of Texas.
- He owns a career mark of 14-9 against top-25 opponents, 5-6 against top-10 foes and 3-3 versus teams ranked in the top five.

HERMAN VS. THE FIELD

- During his six-year stint as a head coach, Tom Herman has been one of the winningest coaches in the country. In that time, he has totaled 49 wins, the seventh-most by any active FBS head coach.
- His 49 victories over the past six seasons leads all current Big 12 coaches.
- Herman won 22 games during his two-year stretch at Houston and has won 26 games thus far in his time at Texas.
- A look at the leaders in total wins since 2015 among active FBS head coaches:

MOST WINS BY ACTIVE FBS HEAD COACH (SINCE 2015)

Coach	School(s)	Wins
1. Dabo Swinney	Clemson	74
2. Nick Saban	Alabama	70
3. Paul Chryst	Wisconsin	52
Bryan Harsin	Boise State	52
5. Brian Kelly	Notre Dame	51
6. Jeff Monken	Army	49
7. Tom Herman	Houston/Texas	49
James Franklin	Penn State	49
Scott Satterfield	App. State/Louisville	49
10. Mike Gundy	Oklahoma State	48

GAME NOTES

TEXAS' TURNAROUND UNDER HERMAN

- Head coach Tom Herman won 25 games during his first three seasons at UT, the third-most in school history.
- Fred Akers (29 wins, 1977-79) and Mack Brown (27 wins, 1998-2000) are the only coaches to win more games in their first three seasons at Texas than Herman.
- Texas had endured three-straight losing seasons for only the second time in program history (1935-38) prior to Herman's arrival. In his first three years as head coach, the Longhorns went 25-15, a 9-win improvement on the 16-21 record of the years prior to his hiring.
- Herman's nine-win improvement during his first three seasons ranks as the second-best turnaround in Texas history. Darrell Royal (+12 wins, 1957-59) is the only coach to have a greater win improvement during his first three seasons at UT than Herman. Royal went 22-9-1 during his first three seasons after the Longhorns went 10-19-1 in the three years prior to his arrival.
- A look at where Herman's three-year win total stands among UT head coaches, and where the Texas turnaround he oversaw ranks in school history:

TEXAS HEAD COACH THREE-YEAR WIN TOTALS

Coach, Years	Record	Pct
1. Fred Akers, 1977-79.....	29-7	80.6%
2. Mack Brown, 1998-2000	27-11	69.2%
3. Tom Herman, 2017-19	25-15	62.5%
4. Ed Price, 1951-53	23-8	74.2%
Blair Cherry, 1947-49	23-8-1	71.9%

TEXAS HEAD COACH THREE-YEAR WIN DIFFERENTIAL

Coach, Years	Before	After	+/-
1. Darrell Royal, 1957-59.....	10-19-1	22-9-1	+12
2. Tom Herman, 2017-19	16-21	25-15	+9
3. Fred Akers, 1977-79.....	23-11-1	29-7	+6
4. Dave Allerdice, 1911-13.....	15-9-1	19-4	+5
Mack Brown, 1998-2000 ..	22-14-1	27-11	+5

BRILLIANT IN BOWL GAMES

- Tom Herman has led his programs to bowl games in all five seasons as a head coach. That includes three-straight appearances during his stint at The University of Texas (2017 Texas, 2019 Sugar, 2019 Alamo).
- It is the first time Texas has earned bowl eligibility in three-straight seasons since 2012-14.
- Herman is 4-0 in bowl games as a head coach, including a 3-0 record during his stint in Austin. He did not coach Houston in its 2016 bowl game after taking over as the head coach at Texas.
- Herman is the third UT head coach to make a bowl game in each of his first three seasons (Fred Akers, 1977-79; Mack Brown, 1998-2000) and the only one of those to go 3-0 in bowl games in his first three seasons.
- Herman has twice coached in one of the New Year's Six bowl games, first winning the 2015 Peach Bowl while at Houston. He also won the Allstate Sugar Bowl during his second season at UT in 2018.
- During Herman's first season, he led the Longhorns to a 33-16 win over Missouri in the 2017 Texas Bowl.
- Last season, Texas bested No. 11 Utah, 38-10, in the Valero Alamo Bowl. The 28-point spread ranks as Texas' second-largest margin of victory during a bowl game, behind only the 1978 Sun Bowl (42-0 vs. Maryland).
- Herman's four bowl wins since 2015, the start of his head coaching career, rank as the fourth-most by an active FBS head coach during that stretch.
- His four bowl wins are also the most of any current Big 12 head coach since 2015.

- Texas' three-game bowl winning streak, all of which have come under Herman, is tied with LSU, Iowa and Ohio for the third-longest active mark in the nation and is tied for the longest by a Power Five program.
- A look at the leaders in bowl game wins since 2015 among active FBS head coaches, as well as the longest active bowl game winning streaks in the FBS:

MOST BOWL WINS BY ACTIVE FBS HEAD COACH (SINCE 2015)

Coach	School (Former/Current)	Wins
1. Nick Saban	Alabama	7
2. Dabo Swinney	Clemson	6
3. Skip Holtz	Louisiana Tech	5
4. Tom Herman	Houston/Texas	4
Ed Orgeron	LSU	4
Paul Chryst	Wisconsin	4
Dan Mullen	Mississippi State/Florida	4
Scott Satterfield ..	Appalachian State/Louisville	4

MOST CFP/NY6 BOWL WINS BY ACTIVE FBS HEAD COACH (SINCE 2015)

Coach	School (Former/Current)	Wins
1. Nick Saban	Alabama	6
Dabo Swinney	Clemson	6
3. Ed Orgeron	LSU	3
4. Tom Herman	Houston/Texas	2
Paul Chryst	Wisconsin	2
James Franklin	Penn State	2
Dan Mullen	Mississippi State/Florida	2
Kirby Smart	Georgia	2


HERMAN'S CAREER BOWL GAMES

Bowl	Opponent	Result
2015 Peach	vs. No. 11 Florida State	W, 38-24
2017 Texas	vs. Missouri	W, 33-16
2019 Sugar	vs. No. 5 Georgia	W, 28-21
2019 Alamo	vs. No. 11 Utah	W, 38-10
W-L RECORD	4-0 (3-0 vs. top-11 ranked teams)	

CHRIS ASH PROFILE

- Head coach Tom Herman announced Chris Ash as the program's new defensive coordinator on Dec. 17, 2019. Ash had previously spent five seasons as a defensive coordinator during stops at Wisconsin, Arkansas and Ohio State
- Four of his five defenses ranked in the top 25 statistically, including a top-10 defensive unit at Ohio State in 2015.
- Ash and Herman previously have worked together at Iowa State (2009) and Ohio State (2014). Herman was the offensive coordinator and Ash the co-defensive coordinator for the Buckeyes in 2014, when they won the inaugural College Football Playoff.
- During the 2014 season, Ash's first at Ohio State, the Buckeyes jumped from 112th in pass defense and 47th in total defense to 29th and 19th, respectively.
- Ohio State fielded the nation's No. 2 scoring defense and ranked ninth-best in total defense in 2015, Ash's second year as a coordinator in Columbus.
- He left Ohio State in 2016 to become the head coach at Rutgers, where he spent three-plus seasons in charge.

THE LAST TIME...

	NOV. 23, 2019
	Waco, Texas McLane Stadium Attendance: 49,109 TV: FS1
TEXAS 19/RV/NR	10
BAYLOR 13/13/13	24

Score by Quarters	1	2	3	4	OT	Score
Texas	0	3	0	7	-	10
Baylor	0	7	14	3	-	24

Scoring Summary

Qtr	Time	Team	Summary
2nd	14:51	BU	Lovett, John 28 yd run (Mayers, John kick) 7-50 2:51, UT 0 - BU 7
	00:00	UT	Cameron Dicker 48 yd field goal 2-68 0:18, UT 3 - BU 7
3rd	07:36	BU	Brewer, Charlie 1 yd run (Mayers, John kick) 9-87 4:33, UT 3 - BU 14
	01:20	BU	Mims 12 yd pass from Brewer (Mayers, John kick) 9-61 4:19, UT 3 - BU 21
4th	10:57	BU	Mayers, John 24 yd field goal 8-59 3:43, UT 3 - BU 24
	00:01	UT	Daniel Young 4 yd run (Cameron Dicker kick) 5-55 0:42, UT 10 - BU 24

	UT	BU
FIRST DOWNS	21	22
RUSHES-YARDS (NET)	31-191	37-163
PASSING YDS (NET)	200	228
Passes Att-Comp-Int	37-22-1	27-17-0
TOTAL OFFENSE PLAYS-YARDS	68-391	64-391
Fumble Returns-Yards	0-0	0-0
Punt Returns-Yards	0-0	0-0
Kickoff Returns-Yards	0-0	0-0
Interception Returns-Yards	0-0	1-26
Punts (Number-Avg)	7-37.3	5-45.6
Fumbles-Lost	0-0	2-1
Penalties-Yards	9-104	5-35
Possession Time	29:52	30:08
Third-Down Conversions	4 of 13	5 of 13
Fourth-Down Conversions	0 of 2	1 of 2
Red-Zone Scores-Chances	1-1	3-3
Sacks By: Number-Yards	1-7	5-23

RUSHING: Texas-Keaontay Ingram 7-86; Sam Ehlinger 19-79; Roschon Johnson 4-22; Daniel Young 1-4. Baylor-Brewer, Charlie 18-75; Lovett, John 9-51; Bohanon, Gerry 6-21; Hasty, Ja'Mycal 2-7; Ebner, Trestan 1-6; Fleeks, Josh 1-3.

PASSING: Texas-Sam Ehlinger 22-37-1-200. Baylor Brewer, Charlie 16-25-0-221; Bohanon, Gerry 1-2-0-7.

RECEIVING: Texas-Devin Duvernay 10-78; Malcolm Epps 3-40; Roschon Johnson 3-16; Brennan Eagles 2-26; Jake Smith 2-16; Al'Vont Woodard 1-14; Keaontay Ingram 1-10. Baylor-Mims, Denzel 7-125; Platt, Chris 4-66; Sneed, R.J. 2-21; Hasty, Ja'Mycal 2-7; Atkinson, Jared 1-6; Lovett, John 1-3.

INTERCEPTIONS: Texas-None. Baylor-Arnold, Grayland 1-26.

FUMBLES: Texas-None. Baylor-Platt, Chris 1-1; Mims, Denzel 1-0.

GAME NOTES

IN THE RANKINGS

2017 WEEK-BY-WEEK RANKINGS

WEEK	AP	COACHES	CFP
Preseason	23	23	N/A
Week 2	NR	RV	N/A
Week 3	NR	NR	N/A
Week 4	NR	NR	N/A
Week 5	NR	NR	N/A
Week 6	NR	NR	N/A
Week 7	NR	RV	N/A
Week 8	NR	NR	N/A
Week 9	NR	NR	N/A
Week 10	NR	NR	NR
Week 11	NR	NR	NR
Week 12	NR	NR	NR
Week 13	NR	NR	NR
Week 14	NR	NR	NR
Week 15	NR	NR	NR
Final	NR	NR	N/A

2018 WEEK-BY-WEEK RANKINGS

WEEK	AP	COACHES	CFP
Preseason	23	21	N/A
Week 2	NR	NR	N/A
Week 3	NR	NR	N/A
Week 4	RV	RV	N/A
Week 5	18	22	N/A
Week 6	19	20	N/A
Week 7	9	14	N/A
Week 8	7	8	N/A
Week 9	6	7	N/A
Week 10	15	15	17
Week 11	15	19	19
Week 12	13	14	15
Week 13	11	11	14
Week 14	9	9	14
Week 15	14	14	15
Final	9	9	N/A

2019 WEEK-BY-WEEK RANKINGS

WEEK	AP	COACHES	CFP
Preseason	10	10	N/A
Week 2	9	9	N/A
Week 3	12	13	N/A
Week 4	12	13	N/A
Week 5	11	12	N/A
Week 6	11	12	N/A
Week 7	11	11	N/A
Week 8	15	15	N/A
Week 9	15	15	N/A
Week 10	RV	24	N/A
Week 11	RV	RV	NR
Week 12	22	23	19
Week 13	RV	NR	NR
Week 14	NR	NR	NR
Week 15	NR	NR	NR
Final	25	RV	N/A

2020 WEEK-BY-WEEK RANKINGS

WEEK	AP	COACHES	CFP
Preseason	14	14	N/A
Week 2	9	8	N/A
Week 3	8	9	N/A
Week 4	9	9	N/A
Week 5	22	22	N/A
Week 6	RV	RV	N/A
Week 7	RV	RV	N/A
Week 8	-	-	N/A
Week 9	-	-	N/A
Week 10	-	-	-
Week 11	-	-	-
Week 12	-	-	-
Week 13	-	-	-
Week 14	-	-	-
Week 15	-	-	-
Final	-	-	N/A

MIKE YURCICH PROFILE

- Mike Yurcich was named the Texas offensive coordinator and quarterbacks coach on December 29, 2019, after leading some of the nation's most explosive offenses over the past seven seasons at Oklahoma State and Ohio State.
- Last year at Ohio State, Yurcich helped the Buckeyes to a 13-1 record and a trip to the College Football Playoff, while molding sophomore QB Justin Fields into a finalist for the Heisman Trophy, the Walter Camp Football Foundation (WCFF) Player of the Year Award, and the Davey O'Brien Award.
- Overall, Ohio State was third in the nation in scoring offense, setting a school single-season record with 46.9 points per game, and was fifth in total offense with 529.9 yards per game, which ranked second in school history. The 656 total points scored were the second-most in program history and 16 behind the 2014 team's single-season record when the offense was guided by Herman.
- Prior to his time at Ohio State, Oklahoma State experienced one of its great offensive eras under Yurcich, with the program averaging 38.0 points per game and 478.3 yards per game throughout his six-year run, compiling a record of 52-24 with four 10-win seasons and four bowl game victories. That included two appearances in New Year's Six games – the 2016 Sugar Bowl and the 2014 Cotton Bowl. The Cowboys scored 40 or more points 35 times and put up 50 or more points 15 times.

BOUNCING BACK

- Texas is 12-4 in games following losses in three seasons under Tom Herman. That includes a 4-1 mark in 2019, with the Longhorns picking up wins over Rice, Kansas, No. 16 Kansas State and Texas Tech following losses.
- The Longhorns also responded to a 39-27 loss to No. 5 Oklahoma in the Big 12 Championship game last year by knocking off No. 6 Georgia, 28-21, in the Allstate Sugar Bowl.
- After losses, Texas has scored a total of 563 points (35.2 per game), including outbursts of 45 points (vs. Oklahoma, 2020), 48 points (at Rice, 2019) and 50 points (vs. Kansas, 2019).
- In the three seasons prior to Herman's arrival at Texas, the Longhorns were 9-10 following a loss (does not include season openers following a bowl-game loss).

ROAD SUCCESS

- During Tom Herman's three seasons as head coach, Texas is 8-5 in true Big 12 road games (in opponents' home stadiums).
- Texas' record moves to 9-9 away from Austin when including the neutral-site Texas-OU games.
- In the three years prior to Herman's arrival, Texas was 5-7 in true Big 12 road games, including just a 2-6 mark over the two seasons before he took over.
- That record extends to 6-9 if you include the neutral-site AT&T Red River Showdown games contested during that three-year stretch.

THREE STRAIGHT WINNING SEASONS

- With a 49-24 victory on senior day last season, the Longhorns picked up their seventh win of the year and secured the program's third-straight winning season under Tom Herman.
- It is the first time since 2011-13 that Texas has put together three consecutive winning campaigns, and the first time since 2012-14 that UT has earned bowl eligibility in three-straight seasons.
- Texas totaled 25 wins in its first three seasons under head coach Tom Herman, a nine-win improvement from the three seasons prior to Herman's arrival.

THE CAPTAINS

- Texas head coach Tom Herman announced the 2020 team captains on Thursday, Sept. 10, recognizing seven Longhorns with the honor.
- The 2020 team captains are, in alphabetical order: DB Chris Brown, OL Samuel Cosmi, QB Sam Ehlinger, DL Ta'Quon Graham, OL Derek Kerstetter, JACK Joseph Ossai and DB Caden Sterns.
- Six of the seven are first-time captains for UT, while senior QB Sam Ehlinger is the lone two-time selection of the group.
- Ehlinger, who also served as captain in 2019, is the seventh player, and second quarterback, in school history to serve as captain in multiple seasons.
- He is also the second player during Herman's tenure as head coach to achieve that feat, joining former TE Andrew Beck, who served as a captain during the 2017 and 2018 campaigns.

COMEBACK WINS

- Texas has recorded five comeback wins when trailing by at least 10 points during Tom Herman's time as head coach. That includes a 15-point comeback against Texas Tech in 2020, when the Longhorns scored two touchdowns and a two-point conversion in the final 3:13 of the fourth quarter to force overtime, and then sealed the comeback win with a touchdown in the opening period of overtime.
- ESPN's win probability calculator gave only a 0.2% chance of winning when trailing by 15 points with 3:13 remaining in the fourth quarter.
- The 15-point turnaround is the largest deficit overcome in the final five minutes of a game on UT record.
- In addition, it was Texas' largest comeback since a 21-point rally against Oklahoma State in 2007. That day, the Longhorns flipped a 35-14 fourth-quarter deficit into a 38-35 victory.
- In 2019, Texas recorded a pair of 14-point comebacks, marking the first time since 2007 that UT has posted multiple 14-point comebacks in the same season. The 2007 Longhorns also came back from a 17-3 deficit to best Nebraska, and rallied from a 10-0 deficit to beat TCU.

TEXAS' 10-POINT COMEBACKS (SINCE 2017)

Year	Opponent	Deficit	Final Score
2020	at Texas Tech	41-56	63-56 (OT)
2019	Texas Tech	0-14	49-24
2019	No. 16 Kansas State	0-14	27-24
2018	No. 22 USC	3-14	37-14
2017	Kansas State	7-17	40-34 (OT)

GAME NOTES

TEXAS VS. THE TOP 25

- Texas holds an 8-9 record against top-25 foes during Tom Herman's three seasons as head coach. The Longhorns are 7-5 against ranked opponents since the start of the 2018 season after going just 1-4 against top-25 teams in 2017, Herman's first season in charge.
- In 2018, the Horns bested No. 5 Georgia in the Allstate Sugar Bowl, No. 7 Oklahoma in the AT&T Red River Showdown, No. 17 TCU, No. 18 Iowa State and No. 22 USC.
- Texas' 2018 wins over No. 22 USC and No. 17 TCU came in consecutive weeks, marking the first time UT defeated top-25 opponents in back-to-back weeks since 2008.
- Last season, Texas picked up two ranked victories, first defeating No. 16 Kansas State, 27-24, in Austin. Later, the Longhorns bested No. 11 Utah, 38-10, in the Valero Alamo Bowl.

TEXAS VS. RANKED OPPONENTS (ALL TIME)

Overall record	133-155-8 (.462)
Home	49-45-4 (.516)
Away	34-48-0 (.420)
Neutral (includes bowls)	50-62-4 (.447)

STARTING FAST

- The Longhorns wasted no time in scoring their first points of the 2020 season vs. UTEP, as senior QB Sam Ehlinger connected with sophomore WR Joshua Moore for a 78-yard touchdown on Texas' first offensive play of the season.
- The 78-yard score marked the first time since 2004, when Longhorn Legend Cedric Benson scored on a 38-yard run against North Texas, that UT scored a touchdown on its first offensive play of the season.
- It also marked the eighth one-play scoring drive of the Tom Herman era at Texas (since 2017).
- Ehlinger led the Longhorns to 45 first-half points against UTEP, directing Texas to scores on seven of its eight drives in that time (6 TD, 1 FG). He also guided the offense into field goal range on the one first-half possession that UT came away from without points (missed FG).
- Ten different Longhorns caught passes throughout the season opener, including a school-record seven who caught a touchdown pass.
- Texas also was stout defensively, limiting UTEP to just 43 rushing yards on 33 carries (1.3 ypc) and allowing only three third-down conversions in 16 tries.
- A look at some of the impressive marks posted by the Longhorns in the 2020 season opener:

TEXAS' BEST IN A SEASON OPENER SINCE...

Category	Total	Best Since
Points	59	2009
Total Offense	689+	2013
Passing Yards	481*	Ever
Passing Touchdowns	7*	Ever
Points Allowed	3	2005
Total Defense	233	2014
Rushing Defense	43	2008

*school record +No. 3 in school history

OFFENSIVE EFFICIENCY

- Texas has fielded one of the nation's most productive offenses in 2020, highlighted by the two highest-scoring outputs of the Tom Herman era in Austin.
- Through four games, the Horns racked up 198 points, 98 first downs, 1,981 yards of total offense and scored 26 offensive touchdowns.
- UT currently ranks No. 1 nationally in scoring offense, averaging 49.5 points per game. The Longhorns' 495.3 yards-per-game average ranks 13th in the FBS this season.
- Excluding taking a knee to end the UTEP victory, in its first 15 completed drives of 2020, the Longhorns registered 10 TDs, 2 field goals, 1 missed FG and 2 punts.

RUNNING AT WARP SPEED

- Under first-year offensive coordinator Mike Yurcich, Texas has ramped up its ability to use tempo to keep a defense off-balance when driving down the field. The early increase in tempo on offense has added to the Longhorns' ability to score in quick-strike fashion.
- In the season opener against UTEP, Texas scored in under two minutes five times. Four of those scoring drives were 90 seconds or less in length and two were under one minute.
- On the road against Texas Tech, the Longhorns produced three scoring drives that were less than two minutes in length, including a pair of touchdown drives in the final 3:13 of the fourth quarter to force overtime.
- The Longhorns scored four times in under two minutes during the AT&T Red River Showdown vs. Oklahoma, including three drives under 90 seconds in length. The last two scoring drives, which helped UT tie the game at 31-31 and force overtime, were 1:10 and 1:38 in length, respectively, and came during the final five minutes of the fourth quarter.
- Last season, Texas averaged 2.1 scoring drives under two minutes per game (28 in 13 games). Twenty of those scoring drives came in under 90 seconds, and 12 were under one minute.
- A look at where Texas ranks nationally in terms of quick-scoring ability:

MOST SCORING DRIVES <2 MIN. (FBS)

Rank	Games	<2:00	<1:30	<1:00
1. North Texas	5	14	5	2
Tulane	5	14	7	5
3. Texas	4	13	10	4
Alabama	4	13	8	5
SMU	5	13	7	2
UCF	4	13	7	5

MOST SCORING DRIVES <2 MIN. (BIG 12)

Rank	Games	<2:00	<1:30	<1:00
1. Texas	4	13	10	4
2. West Virginia	4	9	6	3
3. Kansas State	4	8	5	3
Oklahoma	4	8	4	2
5. Iowa State	4	7	6	3

TEXAS' RECORD WHEN...

	2020	Herman Era
Overall	2-2	27-17
Big 12	1-2	19-12
Non-conference	1-0	9-4
Home	1-1	14-6
Away	1-0	9-7
Neutral	0-1	4-4
Current streak	L2	L2
Current home streak	L1	L1
Current road streak	W1	W1
Current neutral streak	L1	L1
Day game	1-2	13-13
Night game	1-0	14-1
August	0-0	1-0
September	2-0	10-4
October	0-2	6-7
November	0-0	7-5
December	0-0	2-1
January	0-0	1-0
vs. Top 25 teams	0-0	8-9
vs. unranked teams	2-2	18-7
On artificial surface	2-1	25-9
On natural grass	0-1	2-8
Scoring first	2-0	18-4
Opponent scores first	0-2	9-13
Leading after 1st quarter	2-0	18-2
Trailing after 1st quarter	0-1	7-10
Tied after 1st quarter	0-1	2-5
Leading at halftime	2-0	25-3
Trailing at halftime	0-1	2-12
Tied at halftime	0-1	0-2
Leading after 3rd quarter	1-0	24-5
Trailing after 3rd quarter	1-2	1-11
Tied after 3rd quarter	0-0	2-1
Overtime	1-1	2-3
Scoring 0-19	0-0	2-3
Scoring 20-29	0-0	7-8
Scoring 30-39	0-1	6-3
Scoring 40+ points	2-1	12-3
Allowing 0-19	1-0	15-1
Allowing 20-29	0-0	4-6
Allowing 30-39	0-1	4-6
Allowing 40+ points	1-1	3-4
Outgaining opponent	2-0	23-1
Outgained by opponent	0-2	4-15
With 100-yard rusher	0-0	9-1
Allow 100-yard rusher	1-1	3-5
With 300-yard passer	1-0	6-5
Allow 300-yard passer	1-0	8-6
No turnovers	1-0	10-6
Less than three turnovers	2-1	19-6
Three or more turnovers	0-1	1-5
No takeaways	0-0	4-4
Three or more takeaways	1-1	10-1
Win turnover margin	2-0	17-4
Tie turnover margin	0-1	6-7
Lose turnover margin	0-1	4-6
Win time of possession	1-0	21-5
Lose time of possession	1-2	6-12
Game decided by 1-9	1-2	12-12
Game decided by 10-19	0-0	7-5
Game decided by 20+	1-0	8-0

GAME NOTES

BY THE NUMBERS

2 QB Sam Ehlinger owns two of the top four total offense games in UT history (490 vs. KU, 2019; 487 vs. K-State, 2017).

4 QB Sam Ehlinger is the first player in UT history to throw at least four TD passes in three consecutive games.

6 Ehlinger has thrown at least four touchdown passes on six occasions during his career, including a career-high five TD passes in the 2020 season opener against UTEP and vs. Texas Tech.

7 A school record seven different Longhorns caught a touchdown pass in the season opener against UTEP.

8 Texas posted eight offensive plays that resulted in gains of 50 yards or more in 2019. That comes one year after UT was one of only two FBS schools that did not post a 50-yard play in 2018.

8 Junior JACK Joseph Ossai made at least eight tackles in 12 games since the start of the 2019 season, tied for the most by any Big 12 player during that stretch.

13.5 Ossai led the Longhorns with 13.5 tackles for loss in 2019, capped by a six-TFL, three-sack performance vs. No. 11 Utah in the Valero Alamo Bowl.

14 Texas lost only 14 turnovers in 2019, tied with Kansas State for the fewest among all Big 12 teams.

23 Texas is 23-1 under Tom Herman when outgaining its opponent.

25 The Longhorns won 25 games during Tom Herman's first three seasons as head coach, the third-most in school history during a coach's first three seasons in charge.

36 UT scored at least 36 points in eight games last season, the most for the Longhorns since the 2009 team did so nine times.

52 The Longhorns scored 52 points off of 19 forced turnovers last year.

62 The Longhorns produced 62 plays last year that resulted in gains of 20 yards or more, including eight that have gone for 50-plus yards.

91 Since the start of the 2018 season, QB Sam Ehlinger has accounted for 91 total touchdowns (73 pass/28 rush), the most among all active FBS competitors during that stretch.

600 Texas was one of only two Power Five programs (Kentucky), and one of seven FBS programs overall, to field three 600-yard rushers in 2019. The Longhorn trio was made up of RB Keaontay Ingram (853 yds), Ehlinger (663 yds) and RB Roschon Johnson (649 yds).

SETTING THE TONE

- Since Tom Herman took over the program in 2017, the Longhorns have scored points on their first offensive drive of the game 21 times (15 TD/6 FG).
- The Longhorns have scored on a touchdown on two of their four opening drives of 2020, doing so in opposite fashion against UTEP and Texas Tech.
- In the season opener against UTEP, it was senior QB Sam Ehlinger who connected with sophomore WR Joshua Moore for a 78-yard touchdown pass on UT's first play from scrimmage.
- Against Texas Tech, Ehlinger capped a 13-play, 75-yard drive with a two-yard touchdown run.
- A look at Texas' opening-drives in 2020, and throughout Herman's tenure:

2020 OPENING DRIVES

Opponent	Plays-Yards	Result
UTEP.....	1-78	TD
at Texas Tech	13-75	TD
TCU.....	3-0	Punt
vs. Oklahoma.....	2-17	Fumble
Baylor		
at Oklahoma State.....		
West Virginia		
at Kansas.....		
Iowa State		
at Kansas State.....		

OPENING DRIVE SCORES (SINCE 2017)

Year	TD/FG	Games (Pct.)
2020	2/0	4 (50%)
2019	3/2	13 (38.5%)
2018	6/4	14 (71.4%)
2017	5/0	13 (38.5%)

RACING OUT OF THE BLOCKS

- Texas scored 21 points in the first quarter of its season opener against UTEP, with senior QB Sam Ehlinger connecting on a pair of touchdown passes and sophomore RB Roshcon Johnson capping an 8-play, 70-yard drive with a one-yard touchdown run.
- The Longhorns' 21-point first quarter was their best since scoring 28 in the opening frame against Kansas in 2017.
- They followed up that effort with 17 first-quarter points at Texas Tech and seven against TCU. Through four games, Texas has scored 45 points in the first quarter.
- UT scored only 54 points in the first quarter over the entirety of the 2019 season, an average of 4.2 points per first quarter. That came after the Horns scored 103 first-quarter points (7.3 avg) in 2018 and 77 points (5.9 avg) in 2017, Tom Herman's first season as head coach in Austin.

FIRING IN THE FIRST HALF

- Through the first three games of the 2020 season, the Longhorns scored 90 points in the first half, their most through three games of a season since 2005 (92 points). Texas scored 76 points in the first half of its first two games this season, the most through two games in school history.
- UT logged 45 first-half points in the season opener against UTEP, 31 on the road against Texas Tech and then 14 vs. TCU.
- Texas amassed 153 points in total over the first three games of the season, the Longhorns' best three-game stretch offensively since 2005. UT scored 176 points over games vs. Kansas (66), at Texas A&M (40) and vs. Colorado in the Big 12 Championship Game (70) that season.

CONVERTING ON THIRD DOWN

- Texas converted 90-of-184 (48.9%) third downs last season, which was the seventh-best conversion rate nationally and the No. 2 mark among Big 12 programs.
- The Longhorns went 6-1 in games where they converted more than 50% of their third downs last season, and 2-4 when being held under 50%.
- UT averaged 6.9 third-down conversions per game, including a season-high 10 at West Virginia, last year.
- The Longhorns have improved on third down every year under head coach Tom Herman, including an 8.3% uptick in 2018 after Herman's first season in charge.
- The Longhorns opened up their 2020 campaign by converting 5-of-10 tries on third down against UTEP, then 5-of-16 at Texas Tech, followed by 7-of-14 vs TCU, and 6-of-17 against Oklahoma.
- A look at Texas' third-down conversions this year:

TEXAS ON THIRD DOWN (2020)

Opponent	Conv./Att.	Percent
UTEP.....	5/10	50.0
at Texas Tech	5/16	31.3
TCU.....	7/14	50.0
vs. Oklahoma.....	6/17	35.3
Baylor		
at Oklahoma State.....		
West Virginia		
at Kansas.....		
Iowa State		
at Kansas State.....		

TEXAS ON THIRD DOWN UNDER HERMAN

Year	Conv./Att.	Percent
2020	23/57	40.4
2019	90/184	48.9
2018	96/207	46.4
2017	86/226	38.1
2016*	70/194	36.1

*Last season before Herman

SUSTAINED SCORING DRIVES

- Texas has had 50 scoring drives of 10-or-more plays since the start of the 2018 season. Of those 50 scoring drives, 37 resulted in touchdowns (74.0%).
- The Horns have logged six scoring drives of 10-or-more plays so far in 2020.
- Senior QB Sam Ehlinger capped a 10-play, 67-yard touchdown drive with a 20-yard pass to senior TE Cade Brewer in the first quarter against UTEP, and junior K Cameron Dicker booted at 32-yard field goal to polish an 11-play, 54-yard drive in the second quarter.
- Ehlinger scampered in on a two-yard run to conclude a 13-play, 75-yard drive against Texas Tech, and later Cameron Dicker booted a 26-yard field goal to finish a 12-play, 64-yard drive.
- Last season, a number of UT's sustained drives came at important moments in the game, including two fourth-quarter touchdown drives against Iowa State that totaled 25 plays and covered 169 yards.
- Texas put together a 13-play, 67-yard drive that melted the final 6:45 off the clock against No. 16 Kansas State. Cameron Dicker booted a 26-yard field as time expired - his second such kick in 2019 - to cap the drive and seal the Longhorns' 27-24 win.
- UT had four sustained drives against Kansas, including three touchdown efforts. The fourth drive resulted in Cameron Dicker's game-winning 33-yard field goal as time expired.
- UT logged a 19-play, 86-yard drive that ended with a two-yard TD run from QB Sam Ehlinger against No. 6 LSU. It was Texas' longest scoring drive since a 22-play, 80-yard TD against Texas Tech in 2010.

GAME NOTES

THE NATION'S BEST IN THE FOURTH QUARTER

- The Longhorns scored 158 points in the fourth quarter last season (12.2 avg), the most among all FBS teams.
- A look at Texas' offense by quarter, and where UT's fourth-quarter production in 2019 stacked up nationally:

2019 SCORING OFFENSE BY QUARTER

Quarter	Total Points	PPG
First.....	54.....	4.2
Second.....	146.....	11.2
Third.....	100.....	7.7
Fourth.....	158.....	12.2

MOST POINTS SCORED IN 4TH QUARTER (FBS - 2019)

Rank	Total Points	Games
1. Texas.....	158.....	13
2. SMU.....	157.....	13
3. Air Force.....	140.....	13
4. Iowa State.....	139.....	13
5. Ohio State.....	131.....	14
Oregon.....	131.....	14

SPREADING THE WEALTH

- Through three games, Texas had 16 different players catch at least one pass. That is tied with the 2019 Longhorns for the most players with at least one reception after three games over the last 20 seasons.
- Thirteen of those players have made at least two catches so far in 2020, led by Joshua Moore (19 rec) and Jordan Whittington (12 rec).
- The Longhorns have had at least seven players catch a pass in each game this season, including a season-high 10 different receivers with catches vs. UTEP.
- Eleven different players have caught at least one touchdown pass, led by Moore's five. Moore (5), Brenden Schooler (3), and Brennan Eagles (2) have all caught multiple touchdown passes so far this season.

SUCCESS ON THE GROUND

- In each of the last two seasons, Texas has improved its rushing output from Tom Herman's first season at the helm in Austin (2017).
- In 2017, Texas rushed for 1,815 yards on 507 carries (3.6 ypc) and scored 24 touchdowns.
- In 2018, the Longhorns rushed for 2,143 yards on 569 carries (3.8 ypc) and scored 24 touchdowns.
- In 2019, UT rushed for 2,295 yards on 480 carries (4.8 ypc) and scored 26 rushing touchdowns.
- QB Sam Ehlinger led the Longhorns in rushing as a freshman in 2017, tallying 381 yards on 114 carries.
- The following season, Tre Watson (786 yds) and Keontay Ingram (708 yds) both surpassed the 700-yard mark.
- Last year, Ingram (853 yds), Ehlinger (663 yds) and true freshman Roschon Johnson (649 yds) all rushed for more than 600 yards, the first time UT has produced three 600-yard rushers in the same season since 1970.

THE 600-YARD RUSHERS

- Senior QB Sam Ehlinger (663 yds), junior RB Keontay Ingram (853 yds) and sophomore RB Roschon Johnson (649 yds) all rushed for more than 600 yards last season.
- Texas was one of only two Power Five programs, and one of only seven in the FBS overall, to field three 600-yard rushers in 2019. Kentucky was the only other Power Five team to do so, while Air Force, Georgia Southern, Louisiana, Ohio and UCF made up the remainder of the FBS field.
- It was the fourth time in program history that Texas produced three 600-yard rushers in the same season. UT also did so in 1952, 1968 and 1970.
- The 2020 squad marks the first time in Longhorn history that all three 600-yard rushers return to school the following year.

FINDING A RHYTHM ON DEFENSE

- Beginning with a 27-24 walk-off win over No. 16 Kansas State in 2019, the Longhorns held six-straight opponents under 25 points. That was the longest stretch for the Texas defense since a six-game run over the 2010-11 seasons.
- Texas held UTEP to just three points in the 2020 season opener. The Horns allowed just 43 rushing yards, 14 first downs and allowed the Miners to convert only 3-of-16 third-down tries.
- Over the final five games of the 2019 season, UT held its opponents to an average of 13.0 points under their season scoring average entering the game.
- The Longhorns' dominant display against No. 11 Utah in the Alamo Bowl (W, 38-10) was its best performance in that stretch, as Texas held the Utes 24 points under their season scoring average (34.0 ppg).
- The Longhorns forced Utah to punt on all five of its possessions in the first half and allowed only 127 yards of offense in that stretch. The Utes ran only three plays in Texas territory during the first 30 minutes of the game.
- Texas also kept Utah off the board in the first half of the Alamo Bowl, marking the first time the Horns have shutout a top-15 team in the first half of a game since UT's 23-17 win over No. 12 Baylor in 2015.
- Over the final month of the regular season, Texas also produced strong defensive performances against four conference foes. The Longhorns allowed Texas Tech to score just three points over the final 38 minutes of the regular season finale, limited Kansas State to only 51 yards rushing on 26 carries (2.0 ypc) and held Iowa State to 23 points – two touchdowns underneath the Cyclones' season scoring average (36.4 ppg) at that point in the year.
- A look at the season scoring average of UT's opponents compared to the points allowed by the Longhorns in each respective matchup during the streak:

Opponent	Avg	Points	Diff
No. 16 Kansas State.....	33.4.....	24.....	-9.4
Iowa State.....	36.4.....	23.....	-13.4
No. 13 Baylor.....	34.9.....	24.....	-10.9
Texas Tech.....	31.1.....	24.....	-7.1
No. 11 Utah.....	34.0.....	10.....	-24.0
UTEP.....	24.0.....	3.....	-21.0
TOTAL.....	32.3.....	18.0.....	-14.3

LONGHORN HONOR ROLL

TOM HERMAN (HEAD COACH)

- » Dodd Trophy preseason watch list

JUNIOR ANGLAU (SOPHOMORE, OL)

- » Preseason All-Big 12 Fourth Team (Athlon Sports)

TARIK BLACK (SENIOR, WR)

- » Reese's Senior Bowl Top 250 watch list

RYAN BUJCEVSKI (JUNIOR, P)

- » Ray Guy Award preseason watch list

KEONDRE COBURN (SOPHOMORE, DL)

- » Preseason All-Big 12 Fourth Team (Athlon Sports)
- » Preseason All-Texas College First Team (Dave Campbell's)

SAMUEL COSMI (JUNIOR, OL)

- » AP Preseason All-American (Second Team)
- » Athlon Sports Preseason All-American (Second Team)
- » CBS Sports Preseason All-American (First Team)
- » Outland Trophy preseason watch list
- » Preseason All-Big 12 Offense
- » Preseason All-Big 12 First Team (Athlon Sports)
- » Preseason All-Texas College First Team (Dave Campbell's)
- » USA Today Preseason All-American (Second Team)
- » Walter Camp Preseason All-American (First Team)

CAMERON DICKER (JUNIOR, K)

- » Preseason All-Big 12 Second Team (Athlon Sports)
- » Preseason All-Texas College First Team (Dave Campbell's)

BRENNAN EAGLES (JUNIOR, WR)

- » Preseason All-Big 12 Second Team (Athlon Sports)
- » Preseason All-Texas College Second Team (Dave Campbell's)

SAM EHLINGER (SENIOR, QB)

- » Allstate AFCA Good Works Team
- » Athlon Sports Preseason All-American (Fourth Team)
- » Big 12 Offensive Player of the Week (Week 2 vs. UTEP)
- » Big 12 Co-Offensive Player of the Week (Week 4 at Texas Tech)
- » CBS Sports Preseason All-American (Second Team)
- » CBS Sports Preseason Player of the Year (Receiving Votes)
- » Davey O'Brien Award preseason watch list
- » Davey O'Brien Award Great 8 list (Week 2 vs. UTEP)
- » Davey O'Brien Award Great 8 list (Week 4 at Texas Tech)
- » Earl Campbell Tyler Rose Award Player of the Week (Week 2 vs. UTEP)
- » Earl Campbell Tyler Rose Award Player of the Week Honorable Mention (Week 4 at Texas Tech)
- » Johnny Unitas Golden Arm Award preseason watch list
- » Manning Award preseason watch list
- » Manning Award Star of the Week (Week 2 vs. UTEP)
- » Manning Award Star of the Week (Week 4 at Texas Tech)
- » Maxwell Award preseason watch list
- » Preseason All-Big 12 Offense
- » Preseason All-Big 12 First Team (Athlon Sports)
- » Preseason All-Texas College Second Team (Dave Campbell's)
- » Reese's Senior Bowl Top 250 watch list
- » William V. Campbell Trophy semifinalist
- » Wuerffel Trophy preseason watch list

B.J. FOSTER (JUNIOR, DB)

- » Preseason All-Big 12 Third Team (Athlon Sports)

Continues on next page

GAME NOTES

LONGHORN HONOR ROLL (CONT.)

TA'QUON GRAHAM (SENIOR, DL)

» Preseason All-Big 12 Third Team (Athlon Sports)

KEAONTAY INGRAM (JUNIOR, RB)

» Doak Walker Award preseason watch list
 » Preseason All-Big 12 Third Team (Athlon Sports)
 » Preseason All-Texas College Second Team (Dave Campbell's)

D'SHAWN JAMISON (JUNIOR, DB)

» Paul Hornung Award preseason watch list
 » Preseason All-Big 12 Defense
 » Preseason All-Big 12 First Team (Athlon Sports)

DEREK KERSTETTER (SENIOR, OL)

» Preseason All-Big 12 Third Team (Athlon Sports)

JOSHUA MOORE (SOPHOMORE, WR)

» Earl Campbell Tyler Rose Award Player of the Week Honorable Mention (Week 2 vs. UTEP)
 » Earl Campbell Tyler Rose Award Player of the Week Honorable Mention (Week 4 at Texas Tech)

JOSEPH OSSAI (JUNIOR, JACK)

» Athlon Sports Preseason All-American (Third Team)
 » Bronko Nagurski Trophy preseason watch list
 » Butkus Award preseason watch list
 » Chuck Bednarik Award preseason watch list
 » Lott IMPACT Trophy preseason watch list
 » Preseason All-Big 12 Defense
 » Preseason All-Big 12 First Team (Athlon Sports)
 » Preseason All-Texas College First Team (Dave Campbell's)

JAKE SMITH (SOPHOMORE, WR)

» Preseason All-Big 12 Fourth Team (Athlon Sports)

CADEN STERNS (JUNIOR, DB)

» Bronko Nagurski Trophy preseason watch list
 » Chuck Bednarik Award preseason watch list
 » Jim Thorpe Award preseason watch list
 » Preseason All-Big 12 Defense
 » Preseason All-Big 12 Second Team (Athlon Sports)
 » Preseason All-Texas College First Team (Dave Campbell's)

STOPPING THE RUN

- Texas' defense has held its opponents under 100 yards rushing on 17 occasions since 2017, including five times in 2019 and once in 2020.
- The Longhorns are 15-2, including 5-0 in 2019, when holding their opponents to under 100 yards rushing.
- UT was stout at the line of scrimmage in the 2020 season opener, allowing UTEP to muster just 43 rushing yards on 33 attempts (1.3 ypc). It was Texas' best day defensively against the run since holding USC to minus-5 rushing yards during the 2018 season.
- Texas opened the 2019 season in triumphant fashion, holding Louisiana Tech to just 73 yards rushing on 26 carries (2.8 yards per attempt). After being stopped by the Longhorns on opening weekend, Louisiana Tech rushed for 1,194 yards on 220 carries (5.4 ypc) over its next six contests.
- Texas stifled a potent Kansas State rushing attack, limiting the 16th-ranked Wildcats to just 51 yards on 26 carries (2.0 ypc). Entering the game, K-State had rushed for 555 yards and 11 touchdowns over its previous two games.
- The Longhorns held four opponents under 100 yards in 2018 after holding seven opponents under 100 yards in 2017. That included limiting a Georgia team that entered the Sugar Bowl averaging 251.6 yards per game to just 72 yards on 30 carries.

FEWER THAN 100 RUSHING YARDS

Year	Occurrences
2020	1 (43 UTEP)
2019	5 (51 KSU, 71 TTU, 73 LT, 87 RICE, 96 WVU)
2018	4 (-5 USC, 62 ISU, 72 UGA, 88 BU)
2017	7 (10 ISU, 31 BU, 42 SJSU, 56 WVU, 62 TTU, 71 USC, 96 KU)
2016	1
2015	None
2014	2
2013	2
2012	1
2011	6
2010	4
2009	10



PICK PARTY

- Junior DB Josh Thompson registered the first interception of his career, and the first interception by a Longhorn in 2020, during UT's season opener against UTEP.
- Sophomore DB Chris Adimora, senior DB Chris Brown and junior DB Caden Sterns added three more interceptions in Texas' Big 12 opener at Texas Tech.
- Junior LB DeMarvion Overshown notched his second career interception, and first of the season, against Oklahoma.
- The Longhorns intercepted 12 passes (31st nationally/4th Big 12) last season. Six Texas DBs were responsible for nine of those interceptions.
- Eight different Longhorns intercepted at least one pass last season.
- Texas intercepted four passes against West Virginia in 2019. It was the first time that UT has intercepted four passes in a game since doing so at Kansas on Sept. 27, 2014 (64 games).
- LB Ayodele Adeoye, DB B.J. Foster and DB D'Shawn Jamison (two) all intercepted passes against WVU.
- After UT's four-pick day at WVU, the Horns had seven players with an interception through five games for the first time since 2002, when the Longhorns also had seven.

SWINGING MOMENTUM

- Takeaways have been at the center of the Longhorns' success over the last four seasons. Since 2017, Texas has forced 73 turnovers, the most by a Big 12 program during that stretch.
- That total is made up by 45 interceptions and 28 fumble recoveries, both the most in the Big 12 since 2017.
- On the flip side, Texas has turned the ball over only 50 times under Tom Herman, the second-fewest in the conference since 2017. Kansas State (45) is the only team to commit less turnovers since Herman took charge in Austin.
- A look at the Big 12 leaders in turnovers and takeaways since 2017:

MOST TAKEAWAYS (BIG 12 - SINCE 2017)

Rank	FR/INT	Takeaways
1. Texas	28/45	73
2. Texas Tech	28/42	70
3. Kansas State	25/40	65
TCU	22/43	65
5. West Virginia	23/40	63

FEWEST TURNOVERS (BIG 12 - SINCE 2017)

Rank	FR/INT	Turnovers
1. Kansas State	24/21	45
2. Texas	19/31	50
Iowa State	22/28	50
4. Oklahoma	26/28	54
5. Texas Tech	20/40	60

GAME NOTES

WINNING THE TURNOVER BATTLE

- In Tom Herman's tenure as head coach, Texas is 18-4 when the Longhorns win the turnover battle. On the flip side, UT's record stands at 9-13 in games where Texas either ties or loses the turnover battle under Herman.
- Texas was 10-6 when winning the turnover battle, and 6-14 when either tying or losing it, in the three years prior to Herman's arrival.
- Since Herman's arrival, the Longhorns are 10-1 when creating three or more takeaways and are 10-5 when not committing any turnovers.

2020 TURNOVER BATTLES

Opponent	UT TO	Opp TO
UTEP.....	0.....	1
at Texas Tech.....	2.....	3
TCU.....	2.....	1
vs. Oklahoma.....	3.....	3
Baylor.....		
at Oklahoma State.....		
West Virginia.....		
at Kansas.....		
Iowa State.....		
at Kansas State.....		

POINTS OFF TURNOVERS

- One of the keys to success in the Tom Herman era has been UT's ability to score points off turnovers, while limiting opponent points after turnovers of their own.
- Since 2017, Texas has forced 69 turnovers and scored 246 points off of them.

Year	UT TOs	OPP Pts
2020.....	7.....	20
2019.....	14.....	46
2018.....	11.....	7
2017.....	18.....	24

Year	OPP TOs	UT Pts
2020.....	8.....	31
2019.....	19.....	52
2018.....	20.....	53
2017.....	26.....	110

MOST POINTS OFF TURNOVERS (BIG 12 - SINCE 2017)

Rank	Takeaways	Points
1. Texas.....	73.....	246
2. Kansas State.....	65.....	226
3. Texas Tech.....	70.....	211
4. Oklahoma State.....	59.....	198

NON-OFFENSIVE TOUCHDOWNS

- True freshman DB Jahdae Barron logged the Longhorns' first non-offensive touchdown of 2020 when he scooped up a blocked punt at the 2-yard line and stepped into the endzone against Texas Tech. It was the first blocked punt returned for a touchdown since Josh Turner against Iowa State in 2011, a span of 111 games.
- D'Shawn Jamison's 98-yard kickoff return for a touchdown against Rice in 2019 was the first kickoff return for a touchdown by a Longhorn since D.J. Monroe in 2012.
- Texas scored two non-offensive touchdowns in 2018. Anthony Wheeler had a 46-yard FG block return against USC while D'Shawn Jamison had a 90-yard punt return against K-State.
- UT finished 2017 with eight non-offensive touchdowns, tied for the most in the country. It was their most since registering 11 in 2009.

Year	Touchdowns
2020.....	1 (Punt Block)
2019.....	1 (KR)
2018.....	2 (FG Block, PR)
2017.....	8 (5 INT, PR, FR, FG Block)
2016.....	None
2015.....	4 (2 FR, INT, PR)
2014.....	2 (2 INT)
2013.....	3 (INT, FR, PR)
2012.....	3 (2 INT, FR)
2011.....	4 (2 KR, INT, PR Block)
2010.....	2 (INT, FR)
2009.....	11 (4 INT, 4 PR, 3 KR)

BLOCKED KICKS

- Since Tom Herman's arrival on the Forty Acres, Texas has blocked six total kicks. A look at the Longhorns' blocked kicks under Herman:

BLOCKED KICKS SINCE 2017

Player	Type	Opp. & Date
Poona Ford.....	FG.....	Maryland, 9/2/2017
Lorenzo Joe.....	Punt.....	at TCU, 11/4/2017
Caden Sterns.....	FG.....	USC, 9/15/2018
Joseph Ossai.....	FG.....	KU, 10/19/2019
Malcolm Roach.....	PAT.....	KU, 10/19/2019
Tyler Owens.....	Punt.....	at Texas Tech, 9/26/2020

NCAA / BIG 12 TEAM RANKINGS

CATEGORY	NCAA	BIG 12	VALUE
3rd Down Conversion Pct.....	43.....	5.....	0.404
3rd Down Conversion Pct Def.	35.....	7.....	0.388
4th Down Conversion Pct.....	11.....	2.....	0.75
4th Down Conversion Pct Def.	7.....	2.....	0.333
Blocked Kicks.....	13.....	4.....	1
Blocked Kicks Allowed.....	72.....	10.....	3
Blocked Punts.....	5.....	2.....	1
Blocked Punts Allowed.....	72.....	9.....	2
Completion Percentage.....	46.....	8.....	0.602
Defensive TDs.....			
Fewest Penalties.....	66.....	8.....	38
Fewest Penalties Per Game.....	68.....	6.....	9.5
Fewest Penalty Yards.....	66.....	8.....	333
Fewest Penalty Yards Per Game.....	70.....	7.....	83.25
First Downs Defense.....	46.....	7.....	93
First Downs Offense.....	29.....	4.....	98
Fumbles Lost.....	38.....	7.....	3
Fumbles Recovered.....	20.....	1.....	3
Kickoff Return Defense.....	40.....	2.....	20.5
Kickoff Returns.....	10.....	3.....	27.8
Net Punting.....	69.....	8.....	33.32
Passes Had Intercepted.....	45.....	7.....	4
Passes Intercepted.....	18.....	3.....	5
Passing Offense.....	14.....	2.....	316.5
Passing Yards Allowed.....	47.....	7.....	253.3
Passing Yards per Completion.....	39.....	3.....	12.29
Punt Return Defense.....	57.....	7.....	10.91
Punt Returns.....	52.....	5.....	5.5
Red Zone Defense.....	23.....	2.....	0.8
Red Zone Offense.....	38.....	7.....	0.846
Rushing Defense.....	34.....	5.....	147
Rushing Offense.....	34.....	4.....	178.8
Sacks Allowed.....	35.....	4.....	2
Scoring Defense.....	64.....	8.....	36.3
Scoring Offense.....	1.....	1.....	49.5
Tackles for Loss Allowed.....	29.....	3.....	5.25
Team Passing Efficiency.....	20.....	3.....	152.48
Team Passing Efficiency Def.	21.....	4.....	122.39
Team Sacks.....	65.....	9.....	1.25
Team Tackles for Loss.....	14.....	4.....	8
Time of Possession.....	63.....	9.....	27:21
Total Defense.....	40.....	7.....	400.3
Total Offense.....	13.....	2.....	495.3
Turnover Margin.....	30.....	3.....	0.25
Turnovers Gained.....	17.....	1.....	8
Turnovers Lost.....	51.....	8.....	7
Winning Percentage.....	35.....	5.....	0.5



Joseph Ossai

GAME NOTES

NCAA / BIG 12 IND. RANKINGS

CATEGORY	NCAA	BIG 12	VALUE
CHRIS ADIMORA, DB			
Total Interceptions	45	3	1
JAHDAR BARRON, DB			
Punt Return Touchdowns	1	1	1
CHRIS BROWN, DB			
Fumbles Recovered	9	1	1
Total Interceptions	45	3	1
RYAN BUJCEVSKI, P			
Punting	26	3	42.7
CAMERON DICKER, K			
Field Goal Percentage	39	3	0.667
Field Goals Per Game	31	6	1.0
Scoring	29	5	9.0
Total Points Scored	27	3	36
BRENNAN EAGLES, WR			
Receiving Touchdowns	32	4	3
Yards Per Reception	23	3	19.0
SAM EHLINGER, QB			
Completion Percentage	46	9	0.611
Completions Per Game	8	1	24.75
Passing Efficiency	21	4	151.6
Passing Touchdowns	1	1	16
Passing Yards	12	1	1,211
Passing Yards Per Game	13	1	302.8
Passing Yards Per Comp.	41	4	12.23
Points Responsible For	1	1	128
Points Responsible For P/G	1	1	32.0
Rushing Touchdowns	13	2	5
Scoring	47	9	7.5
Total Offense Per Game	4	1	363.3
Total Points Scored	48	5	30
Total Touchdowns	24	3	5
Yards Per Pass Attempt	40	5	7.48
D'SHAWN JAMISON, DB			
Combined Kick Returns	44	7	121
Punt Returns	24	6	3.0
JUWAN MITCHELL, LB			
Fumbles Recovered	9	1	1
JOSHUA MOORE, WR			
Receiving Touchdowns	5	1	5
Receiving Yards	50	3	283
Receiving Yards Per Game	47	4	70.8
Scoring	47	9	7.5
Total Points Scored	48	5	30
Total Touchdowns	24	3	5
JOSEPH OSSAI, JACK			
Forced Fumbles Per Game	9	2	0.5
Tackles For Loss Per Game	16	4	1.6
DEMARVION OVERSHOWN, LB			
Total Interceptions	45	3	1
CADEN STERNS, DB			
Total Interceptions	45	3	1
T'VONDRE SWEAT, DL			
Fumbles Recovered	9	1	1
JOSH THOMPSON, DB			
Total Interceptions	45	3	1

Must be in NCAA top-50 and Big 12 top-10 to be listed

HEISMAN HOPEFUL: SAM EHLINGER

- In the 2020 season, Texas senior QB Sam Ehlinger stands as one of the premier players in the Big 12 Conference and one of the nation's best under center. With 11,853 yards of total offense (10,081 pass/1,772 rush) and 114 total touchdowns (84 pass/30 rush) to his name already, Ehlinger has cemented himself as a contender for the Heisman Trophy.
- Throughout his career, and in 2020, Ehlinger has produced numbers that stack up well when compared to the recent Heisman Trophy winners.
- Seventeen of the last 20 Heisman Trophy winners have been quarterbacks. Twelve of those 17 were classified as either a senior or fourth-year junior during their respective Heisman seasons, including each of the last three Heisman Trophy winners (Baker Mayfield, 2017; Kyler Murray, 2018; Joe Burrow, 2019)
- Four of the last eight quarterbacks to win the Heisman Trophy have been native Texans (Robert Griffin III, 2011; Johnny Manziel, 2012; Baker Mayfield, 2017; Kyler Murray, 2018).
- The Big 12 has produced six Heisman Trophy-winning quarterbacks since 2000, the most of any conference in the country. The SEC (4 QBs, 2 RBs) is the only other conference to claim the honor more than four times during that stretch.
- Of the Big 12's six Heisman-winning quarterbacks, five were either seniors or fourth-year juniors. That group consists of Eric Crouch (2001), Jason White (2003), Robert Griffin III (2011), Mayfield and Murray.
- When compared to the numbers of the 12 seniors or fourth-year juniors entering their Heisman-winning season, Ehlinger accumulated more passing yards, passing touchdowns, rushing touchdowns, total offense and total touchdowns than 11 of the 12 entering his senior season. He also rushed for more yards than 10 of the 12, and had a better completion percentage than seven of the previous Heisman winners.
- Ehlinger is one of only two quarterbacks in that group to have recorded more than 10,000 yards of total offense entering their fourth year of college football (Mayfield - 10,752). He is also the only one to have thrown for more than 6,500 yards (8,870) and rushed for at least 1,500 yards (1,530).

EHLINGER BY THE NUMBERS

- Through four games this season, Ehlinger has completed 99-of-162 passes (61.1%) for 1,211 yards and 16 touchdowns to four interceptions. He has also rushed for 242 yards and five touchdowns to tally 1,453 yards of total offense and 21 total touchdowns.
- He has tallied at least four touchdowns in every game this season, led by two outings with a career-high six total touchdowns (at Texas Tech, vs. Oklahoma).

- Ehlinger's 16 passing touchdowns, 128 points responsible for and 32.0 points responsible for per game are the most among all FBS players this season. He also ranks fourth in total offense (363.3), 12th in passing yards passing yards (1,211) and 13th passing yards per game (302.8).
- Ehlinger is the sixth FBS quarterback since 2000 to log at least 21 total touchdowns through his team's first four games of a season. That list includes Heisman Trophy winner Lamar Jackson (25 TDs, 2016), Patrick Mahomes (22 TDs, 2016), Seth Russell (22 TDs, 2015), Anthony Gordon (21 TDs, 2019) and Geno Smith (21 TDs, 2012).
- After logging four touchdown throws against TCU, Ehlinger became the seventh FBS quarterback since 2000 to throw at least 14 passing touchdowns through his team's first three games of the season. His 14 touchdowns through the air also is the best three-game total on UT record.
- Ehlinger threw 10 passing touchdowns in the first two games of the season, the most by a Longhorn in school history. He is the first Power Five QB since 2012 (Matt Barkley, USC) to throw at least 10 touchdown passes in his team's first two games of the season.
- Ehlinger is just the third Power Five QB (ninth overall) since 2000 to achieve that feat.
- Ehlinger's 11 touchdowns accounted for in the first two games of 2020 matched UT's all-time best two-game mark, which was first set by Ricky Williams in 1998 when he set an NCAA record with 11 rushing TDs over a two-game stretch. Williams ran for 6 TDs vs. Rice followed by 5 vs. Iowa State during his Heisman Trophy-winning campaign.
- At the quarterback position, Ehlinger's tally topped Longhorn Legend Colt McCoy's best two-game stretch. During the 2008 season, when McCoy 10 TDs against Rice (4 pass, 1 rush) and Arkansas (3 pass, 2 rush).
- The Austin native has totaled 9,553 yards of total offense (8,166 pass/1,387 rush) and 101 total touchdowns (73 pass/28 rush) since the start of the 2018 season. Both of those totals rank as the most among all active FBS players during that stretch.
- He is the only FBS player to tally more than 70 passing touchdowns (73) and 20 rushing touchdowns (28) since the start of the 2018 campaign.
- Since 2018, Ehlinger leads all active FBS players in games with 20-plus completions (22), games with at least 200 passing yards (26), games with multiple touchdown passes (24) and games with four-or-more touchdown passes (7).
- Ehlinger has thrown for at least 200 yards in 17-straight games, five away from matching Major Applewhite's school record. He has also completed at least 20 passes in 14 of his last 17 games since the start of the 2019 season.



Sam Ehlinger

GAME NOTES

EXCEPTIONAL EHLINGER

- QB Sam Ehlinger got his senior season off to a flying start against UTEP, as he completed 25-of-33 passes for 426 yards and five touchdowns.
- His 426 yards rank as the third-most prolific passing game in school history, while his five touchdown passes are tied for the second-best single-game output at UT. Both are also career-highs for the fourth-year starter.
- Ehlinger's performance placed him alongside West Virginia's Will Grier (2018) as the only Big 12 quarterbacks to throw for at least 420 yards and five touchdowns in a season opener since 2000. Overall, it was the 12th time (sixth in Power Five) that an FBS quarterback achieved the feat during that stretch.
- A team captain for the second consecutive season, Ehlinger led the Longhorns to 45 points in the first half, Texas' best first-half output since scoring 47 points against UTEP in 2009.
- He directed the Longhorns to scores on seven of their eight first-half drives (6 TD, 1 FG) and put the offense in field goal range on the lone drive that Texas did not come away from with points (missed FG).
- After his performance against UTEP, Ehlinger earned Player of the Week honors from the Walter Camp Football Foundation, the Big 12 Conference and the Earl Campbell Tyler Rose Award. He was also named to the Davey O'Brien Award's Great 8, and was a Manning Award Star of the Week.
- In UT's Big 12 opener at Texas Tech, Ehlinger completed 27-of-40 passes for 262 yards and five touchdowns. He also carried the ball 16 times for 69 yards and one touchdown. His six total touchdowns marked a career high. It was the second straight week he was named to the Davey O'Brien Award's Great 8.
- It was Ehlinger's second-straight game with five passing touchdowns. Colt McCoy (twice) is the only other player in school history to throw five-or-more touchdowns on multiple occasions, non-consecutively.
- The senior led the Longhorns to touchdowns on each of their final three drives, including one in overtime, after Texas Tech took at 56-41 lead with 3:13 remaining in the fourth quarter. During the final 3:13 and OT, Ehlinger completed 8-of-9 passes (inc. two-point conversion) for 105 yards and three touchdowns. He also rushed for 18 yards on three carries during the 22-point run.
- The win over Texas Tech also marked Ehlinger's 15th career game with a passing and rushing TD, breaking a tie with McCoy for sole possession of the school record.
- He tallied his third-straight game with at least four touchdown passes in UT's loss to TCU. Ehlinger is the first player in school history to throw at least four touchdown passes in three consecutive games.
- Ehlinger continued to excel during his senior season by recording 399 yards of total offense (287 pass/112 rush) and six total touchdowns (2 pass/4 rush) in the AT&T Red River Showdown against Oklahoma. It was his second outing with a career-high six touchdowns in 2020, and he tied a Texas quarterback record with four rushing touchdowns as well.
- He is the first Longhorn to record multiple games with six-plus total touchdowns since Ricky Williams during his 1998 Heisman Trophy-winning campaign. Williams did so twice during that campaign, logging six rushing touchdowns against Rice and New Mexico State.

THE 100-TOUCHDOWN MAN

- Senior QB Sam Ehlinger scored his 100th career touchdown on a 31-yard touchdown pass against Texas Tech on Sept. 26, 2020.
- Ehlinger is the 13th player in Big 12 history to reach the century mark for touchdowns, and the first since Baker Mayfield (Oklahoma) and Mason Rudolph (Oklahoma State) in 2017.
- Colt McCoy (2006-09) is the only other Longhorn to tally more than 100 career touchdowns at the collegiate level.
- A look at where Ehlinger's touchdown total ranks in Big 12 and UT history:

MOST TOTAL TDS (BIG 12)

Name	School	TDs	Years
1.	Baker Mayfield, TTU/OU	152	2013-17
2.	Graham Harrell, Texas Tech	146	2005-08
3.	Colt McCoy, Texas	132	2006-09
4.	Landry Jones, Oklahoma	126	2009-12
5.	Patrick Mahomes, Texas Tech	115	2014-16
6.	Sam Ehlinger, Texas	114	2017-pr.
7.	Trevone Boykin, TCU	113	2012-15
8.	Chase Daniel, Missouri	111	2005-08
	Robert Griffin III, Baylor	111	2008-11
10.	Mason Rudolph, Oklahoma St.	109	2014-17
11.	Todd Reesing, Kansas	105	2006-09
12.	Brad Smith, Missouri	101	2002-05
13.	Kliff Kingsbury, Texas Tech	100	1999-2002

MOST TOTAL TDS (TEXAS)

Name	TDs	Years
1.	Colt McCoy	132
2.	Sam Ehlinger	114
3.	Vince Young	81

A BORN WINNER

- Sam Ehlinger has led the Longhorns to 22 wins as the program's starting quarterback. That ranks as the eighth-most wins by a starting quarterback in UT history.
- Seven of Ehlinger's victories as the starting quarterback have come against ranked opponents, including three against top-15 foes.
- A look at where Ehlinger ranks among UT's all-time winningest starting quarterbacks:

Name	Years at Texas	Wins
1.	Colt McCoy	2006-09
2.	Vince Young	2003-05
3.	Bobby Layne	1944-47
4.	Chris Simms	1999-2002
	Marty Akins	1973-75
6.	James Brown	1994-97
	Peter Gardere	1989-92
8.	Sam Ehlinger	2017-Pres.
	Major Applewhite	1998-2001
10.	James Street	1967-69

ACTIVE FBS CAREER LEADERS

MOST PASSING ATTEMPTS

Name	School	Total	Class
1.	Sam Ehlinger, Texas	1,316	Sr.
2.	Shane Buechele, Texas/SMU	1,315	Sr.
3.	Kellen Mond, Texas A&M	1,174	Sr.

MOST PASSING COMPLETIONS

Name	School	Total	Class
1.	Shane Buechele, Texas/SMU	829	Sr.
2.	Sam Ehlinger, Texas	828	Sr.
3.	Luke Anthony, Louisiana Tech	736	Sr.

MOST PASSING YARDS

Name	School	Total	Class
1.	Shane Buechele, Texas/SMU	10,275	Sr.
2.	Sam Ehlinger, Texas	10,081	Sr.
3.	Brady White, Memphis	8,631	Sr.

MOST PASSING YARDS PER GAME

Name	School	Total	Class
1.	Dillon Gabriel, UCF	318.2	So.
2.	Jack Abraham, Southern Miss	267.5	Sr.
3.	Brock Purdy, Iowa State	264.6	Jr.
4.	Sam Ehlinger, Texas	252.0	Sr.

MOST PASSING TOUCHDOWNS

Name	School	Total	Class
1.	Sam Ehlinger, Texas	84	Sr.
2.	Trevor Lawrence, Clemson	81	Jr.
3.	Shane Buechele, Texas/SMU	76	Sr.

MOST RUSHING YARDS BY QB

Name	School	Total	Class
1.	Shai Werts, Georgia Southern	2,667	Sr.
2.	Noah Johnson, South Florida	1,976	Sr.
3.	Sam Ehlinger, Texas	1,772	Sr.

MOST RUSHING ATTEMPTS BY QB

Name	School	Total	Class
1.	Shai Werts, Georgia Southern	603	Sr.
2.	Sam Ehlinger, Texas	491	Sr.
3.	Kellen Mond, Texas A&M	371	Sr.

MOST RUSHING TDS BY QB

Name	School	Total	Class
1.	Noah Johnson, South Florida	31	Sr.
2.	Sam Ehlinger, Texas	30	Sr.
	D'Eriq King, Houston/Miami (FL)	30	Sr.

MOST TOTAL TOUCHDOWNS

Name	School	Total	Class
1.	Sam Ehlinger, Texas	114	Sr.
2.	Trevor Lawrence, Clemson	95	Jr.
3.	D'Eriq King, Houston/Miami	94	Sr.

MOST TOTAL PLAYS

Name	School	Total	Class
1.	Sam Ehlinger, Texas	1,807	Sr.
2.	Shane Buechele, Texas/SMU	1,573	Sr.
3.	Kellen Mond, Texas A&M	1,545	Sr.

MOST TOTAL OFFENSE

Name	School	Total	Class
1.	Sam Ehlinger, Texas	11,853	Sr.
2.	Shane Buechele, Texas/SMU	10,677	Sr.
3.	Kellen Mond, Texas A&M	9,642	Sr.

MOST TOTAL OFFENSE PER GAME

Name	School	Total	Class
1.	Dillon Gabriel, UCF	329.1	So.
2.	Alan Bowman, Texas Tech	303.2	So.
3.	Sam Ehlinger, Texas	296.3	Sr.

GAME NOTES

EHLINGER'S CAREER MARKS AT UT

MOST COMPLETIONS

Name	Total	Years
1. Colt McCoy	1,157	2006-09
2. Sam Ehlinger	829	2017-pr.

MOST PASSING YARDS

Name	Total	Years
1. Colt McCoy	13,253	2006-09
2. Sam Ehlinger	10,081	2017-pr.

MOST TOTAL OFFENSE

Name	Total	Years
1. Colt McCoy	14,824	2006-09
2. Sam Ehlinger	11,853	2017-pr.

MOST PASSING TOUCHDOWNS

Name	Total	Years
1. Colt McCoy	112	2006-09
2. Sam Ehlinger	84	2017-pr.

MOST RUSHING YARDS BY QB

Name	Total	Years
1. Vince Young	3,127	2003-05
2. Marty Akins	2,020	1973-75
2. Sam Ehlinger	1,772	2017-pr.

MOST RUSHING TDS BY QB

Name	Total	Years
1. Vince Young	37	2003-05
2. Sam Ehlinger	30	2017-pr.

MOST TD RESPONSIBLE FOR

Name	Total	Years
1. Colt McCoy	132 (112/20/0)	2006-09
2. Sam Ehlinger	114 (84/40/0)	2017-pr.
3. Vince Young	81 (44/37/0)	2003-05

GAMES W/ PASSING & RUSHING TD

Name	Total	Years
1. Sam Ehlinger	16	2017-pr.
2. Colt McCoy	14	2006-09
3. Vince Young	13	2003-05

GAMES WITH 200+ PASSING YARDS

Name	Total	Years
1. Colt McCoy	38	2006-09
2. Sam Ehlinger	33	2017-pr.

GAMES WITH 300+ PASSING YARDS

Name	Total	Years
1. Colt McCoy	15	2006-09
2. Sam Ehlinger	10	2017-pr.

GAMES WITH 400+ PASSING YARDS

Name	Total	Years
1. Sam Ehlinger	2	2017-pr.
Colt McCoy	2	2006-09
Major Applewhite	2	1998-2001

GAMES WITH 3+ PASSING TDS

Name	Total	Years
1. Colt McCoy	17	2006-09
2. Sam Ehlinger	11	2017-pr.

GAMES WITH 4+ PASSING TDS

Name	Total	Years
1. Colt McCoy	9	2006-09
2. Sam Ehlinger	7	2017-pr.

GAMES WITH 5+ PASSING TDS

Name	Total	Years
1. Sam Ehlinger	2	2017-pr.
Colt McCoy	2	2006-09

COMING UP CLUTCH

- Time and time again, QB Sam Ehlinger has delivered in the biggest moments for the Longhorns. In his career, he has orchestrated six game-winning drives, including one against Texas Tech this season.
- A game-winning drive is defined as the final offensive scoring drive in the fourth quarter or overtime of a game that puts the winning team ahead for the last time.
- A look at where Ehlinger ranks among Texas quarterbacks and at the four game-winning drives he has produced in his career thus far:

MOST GAME-WINNING DRIVES (SINCE 1969)

Name	GW Drives	Years
1. Major Applewhite	7	1998-2001
2. Sam Ehlinger	6	2017-pr.
3. Case McCoy	5	2010-13
Colt McCoy	5	2006-09
Vince Young	5	2003-05

EHLINGER'S GAME-WINNING DRIVES

Opp.	Year	Plays-Yds (Result)	Final
K-State	2017	6-25 (TD)	W, 40-34 (2OT)
vs. No. 7 Oklahoma	2018	9-52 (FG)	W, 48-45
at Texas Tech	2018	7-75 (TD)	W, 41-34
Kansas	2019	10-60 (FG)	W, 50-48
No. 16 K-State	2019	13-75 (FG)	W, 27-24
at Texas Tech	2020	3-25 (TD)	W, 63-56 (OT)

SUCCESS ON THE GROUND

- Ehlinger has scored 30 rushing TDs in his career, including a career-high four vs. Oklahoma last time out. He finished that game with 23 carries for 112 yards, a career high and his first 100-yard game since the 2017 AT&T Red River Showdown - Ehlinger's freshman season.
- Last year against Kansas, Ehlinger paired 399 yards through the air with a season-high 91 rushing yards to help lift the Horns past the Jayhawks in a 50-48 shootout. It was Ehlinger's fourth-most productive day as a runner, falling behind only his 100-yard outings (K-State 2017, Oklahoma, 2017 & 2020).
- The Texas quarterback has rushed for 12 touchdowns against Oklahoma during his career, more than any other player in school history. Heisman Trophy winner Ricky Williams has the next-best tally with five career rushing touchdowns against the Sooners.
- Ehlinger also rushed for 70 yards against Oklahoma State in 2019 to become the 52nd 1,000-yard rusher in Texas Football history. He is the sixth QB in Texas history to achieve that feat, and the first since Colt McCoy (2006-09). He sealed Texas' win over the Cowboys with a 29-yard run on 3rd & 9 that gave UT a first down with just over 70 seconds remaining on the clock.
- He has amassed 1,772 career rushing yards during his collegiate career, the third most by a quarterback in school history. Ehlinger trails only Vince Young (3,127) and Marty Akins (2,020).

EHLINGER AGAINST RANKED OPPONENTS

- Since the start of the 2018 season, QB Sam Ehlinger has led the Longhorns against 12 ranked opponents. Texas is 7-5 in such matchups, and Ehlinger has been a key contributor throughout.
- In those 12 games, Ehlinger has completed 252-of-382 passes (66.0%) for 3,076 yards, 20 touchdowns and only three interceptions. He has also rushed for 569 yards and 16 touchdowns.
- Ehlinger has totaled at least three TDs in eight of those 12 games. In five of them, he has recorded at least four TDs and twice (vs. No. 7 Oklahoma, 2018; vs. No. 6 LSU, 2019) he accounted for a career-high five touchdowns.
- The Texas QB has rushed for at least one TD in 10 of UT's 12 games against ranked opponents since 2018, highlighted by a quartet of multi-TD performances. Most notably, he rushed for three TDs in 2018 versus No. 7 Oklahoma (W, 48-45) and for three TDs against No. 5 Georgia in the Allstate Sugar Bowl (W, 28-21).
- In his last outing against a ranked opponent, Ehlinger completed 12-of-18 passes for 201 yards and three touchdowns against No. 11 Utah in the 2019 Valero Alamo Bowl. He also rushed for 73 yards and a touchdown against the Utes' top-ranked defense.

A TWO-TIME CAPTAIN

- Sam Ehlinger joined an exclusive club of Longhorn greats this season by earning the title of team captain for a second year in a row. He is the seventh Longhorn, and second quarterback, to be named a captain on multiple occasions and the second two-year captain of Tom Herman's tenure as head coach.
- Former TE Andrew Beck (2017-18) was also a two-time captain at Texas under Herman.
- A look at the two-time captains on record in Texas Football history:

Name, Position	Years as Captain
R.G. Watson, H	1903-04
Monte Lee, OL	1959-60
Colt McCoy, QB	2008-09
Fozzy Whittaker, RB	2010-11
Blake Gideon, DB	2010-11
Andrew Beck, TE	2017-18
Sam Ehlinger, QB	2019-20



GAME NOTES

EHLINGER PRIOR TO 2020

- In 2019, Ehlinger produced the best statistical season by a Texas quarterback since Colt McCoy in 2008. He accounted for 4,326 yards of total offense, threw for 3,663 yards and completed 32 touchdown passes - all the second-best marks in school history, behind only McCoy's 2008 campaign.
- He threw for at least 200 yards in all 13 games last season, breaking McCoy's 11-year old school record (12 games).
- He did not throw an interception for 162 consecutive passes, beginning in the 2019 Allstate Sugar Bowl vs. No. 5 Georgia. It was the second-longest streak in school history, trailing only a Big 12-record 308-pass streak that he produced in the 2018 season.
- In 2019, Ehlinger became the only Longhorn quarterback to pass for at least 200 yards and two touchdowns in each of the first five games of a season. He was also the first to do so in the first four games of a season in 2018.
- In 2018, Ehlinger threw for 3,292 yards (fifth in UT history) and 25 touchdowns. He also rushed for 482 yards and 16 scores, setting the school record for most rushing TDs by a quarterback.
- Ehlinger's sophomore campaign made him the only player in UT history to pass for at least 25 TDs and rush for at least 15 in a season.
- He is the sixth Power Five quarterback to reach those numbers in the last 20 years, and the other five all were Heisman Trophy winners (Tim Tebow, 2007; Cam Newton, 2010; Johnny Manziel, 2012; Marcus Mariota, 2014; Lamar Jackson, 2016-17).
- Ehlinger's 41 touchdowns accounted for in 2018 were the second-most in school history, trailing only Colt McCoy, who had 45 in 2008.
- Ehlinger threw just five interceptions, and attempted a school- and Big 12-record 308 consecutive passes without an interception in between picks in the season opener and the regular season finale at Kansas.
- He had 3,774 yards (3,292 pass/482 rush) of total offense in 2018, then the fifth-most in school history.
- Earlier in 2018, he became the first Longhorn QB since Colt McCoy (2008) to have at least two passing and one rushing TD in three straight games (Tulsa, USC, TCU).
- He passed for more than 200 yards in six-straight games to begin the 2018 season, becoming the first Longhorn QB since McCoy in 2007 to do so. McCoy (8 straight 2007), Applewhite (11 straight 1999) and Peter Gardere (7 straight 1992) are the only other UT QBs to have longer streaks to begin a season in school history.
- He was the first Longhorn QB since Vince Young (2005 vs. Colorado) to rush for three TDs and pass for two more in a game. Just McCoy (twice) and Chris Simms have had more TDs in a game since 2000.
- Ehlinger had 10 games last season with three-or-more touchdowns responsible for, tying Colt McCoy (2008) for the single-season school record.
- As a true freshman in 2017, Ehlinger passed for 1,915 yards and rushed for 385. He was the first Texas quarterback since Colt McCoy in 2008 to lead the Longhorns in both passing and rushing yards.
- In just his third career start (vs. Kansas State, 2017), Ehlinger completed 30-of-50 passes for a Longhorn true freshman record 380 yards and two touchdowns. He added 107 yards rushing, also a record for a Longhorn true freshman quarterback. His 487 yards of total offense set a Texas freshman record.
- His historic day vs. Kansas State made him only the third quarterback in school history to throw for 300 yards and rush for 100 yards in the same game. Colt McCoy (at Texas A&M, 2009) and Jerrod Heard (vs. California, 2015) are the other two.

IN THE TEXAS RECORD BOOK

- Ehlinger is the second Longhorn to eclipse 10,000 career passing yards. He currently sits second in UT history with 10,081 career yards through the air.
- Ehlinger currently ranks second in school history with 11,853 yards (10,081 pass/1,772 rush) of total offense. He crossed the 8,000- (vs. Kansas), 9,000- (vs. No. 16 Kansas State) and 10,000-yard marks (vs. Texas Tech) during the 2019 season.
- Ehlinger surpassed the 11,000-yard mark during a come-from-behind win at Texas Tech in 2020.
- He has thrown for 84 touchdowns in his career, the second-most in UT history.
- Ehlinger has passed for at least 200 yards in 33 career games, the second-most in school history. He also has 10 career 300-yard games, the third-most in UT history.
- In the 2020 season opener against UTEP, the Austin native logged his second career 400-yard passing game, tying Colt McCoy and Major Applewhite for the school record.
- He logged his second game in a row with five passing touchdowns against Texas Tech two weeks later. Colt McCoy (twice) is the only other player in UT history to throw five-or-more touchdowns on multiple occasions. Ehlinger is the only one to do so in consecutive games.
- Ehlinger has 16 career games with a passing and rushing touchdown, the most in school history.

AMONG THE NATIONAL LEADERS

- Ehlinger leads all active FBS quarterbacks with 11,853 yards of total offense during his career. That tally is made up of 10,081 passing yards and 1,772 rushing yards, the second and third-best marks, respectively, among active FBS quarterbacks.
- He is the only active FBS quarterback with more than 10,000 career passing yards and 1,500 career rushing yards.
- His 114 career touchdowns responsible for, the second-most in school history, also rank as the best mark among active FBS quarterbacks this season.
- Ehlinger's 84 career touchdowns passes are the most among FBS quarterbacks.
- He is the only active Power Five quarterback with more than 10,000 career passing yards and 50 career passing touchdowns.
- His 30 career rushing touchdowns are the second-most by an FBS quarterback, trailing only South Florida's Noah Johnson who has 31 touchdowns.
- Ranks third among returning FBS quarterbacks in career rushing yards (1,772), and leads all active Power Five quarterbacks in that category.
- Ranks fourth among FBS quarterbacks in passing yards per game (252.0) and third in total offense per game (296.2).
- One of only three active FBS quarterbacks with (McKenzie Milton, UCF; D'Eriq King, Houston/Miami) with at least 50 career passing touchdowns and 20 career rushing touchdowns. He is the only one with at least 70 career passing touchdowns and 25 career rushing touchdowns.
- Leads all Power Five quarterbacks with 828 career pass completions.
- Has thrown only 26 interceptions on 1,316 passing attempts - a UT-best 1.97 interception percentage. That ranks as the third-best interception percentage among active FBS quarterbacks who have thrown at least 800 career passes.

EHLINGER'S 2019 TOTALS

MOST COMPLETIONS (SEASON)

Name	Total	Year
1. Colt McCoy	332	2008
Colt McCoy	332	2009
3. Sam Ehlinger	296	2019
4. Colt McCoy	276	2007

MOST PASSING YARDS (SEASON)

Name	Total	Year
1. Colt McCoy	3,859	2008
2. Sam Ehlinger	3,663	2019
3. Colt McCoy	3,521	2009

MOST PASSING TOUCHDOWNS (SEASON)

Name	Total	Year
1. Colt McCoy	34	2008
2. Sam Ehlinger	32	2019
3. Colt McCoy	29	2006

MOST GAMES WITH 4+ PASSING TDS (SEASON)

Name	Total	Year
1. Sam Ehlinger	4	2019
2. Colt McCoy	3	2008
3. Six tied, last by Colt McCoy	2	2009

MOST GAMES WITH 3+ PASSING TDS (SEASON)

Name	Total	Year
1. Sam Ehlinger	7	2019
2. Colt McCoy	5	2008
Colt McCoy	5	2009

MOST TOTAL OFFENSE (SEASON)

Name	Total	Year
1. Colt McCoy	4,420	2008
2. Sam Ehlinger	4,326	2019
3. Vince Young	4,086	2005

MOST TD RESPONSIBLE FOR (SEASON)

Name	Total	Year
1. Colt McCoy	45 (34/11/0)	2008
2. Sam Ehlinger	41 (25/16/0)	2018
3. Sam Ehlinger	39 (32/7/0)	2019

MOST GAMES WITH 200+ PASSING YARDS (SEASON)

Name	Total	Year
1. Sam Ehlinger	13	2019
2. Colt McCoy	12	2008

MOST GAMES WITH 300+ PASSING YARDS (SEASON)

Name	Total	Year
1. Colt McCoy	6	2008
2. Colt McCoy	5	2009
Major Applewhite	5	1999
4. Sam Ehlinger	4	2019
Sam Ehlinger	4	2018

GAME NOTES

PUTTING UP POINTS

A look at UT's best offensive outputs during Tom Herman's tenure as head coach at Texas:

50-PLUS POINTS

Date	Opponent	Result	Score
9/26/2020	at Texas Tech	W	63-56 (OT)
9/12/2020	UTEP	W	59-3
9/9/2017	San Jose State	W	56-0
10/19/2019	Kansas	W	50-48

40-49 POINTS

Date	Opponent	Result	Score
11/29/2019	Texas Tech	W	49-24
9/14/2019	at Rice	W	48-13
10/6/2018	vs. No. 7 Oklahoma	W	48-45
8/31/2019	Louisiana Tech	W	45-14
10/10/2020	vs. Oklahoma	L	45-53 (40T)
10/5/2019	at West Virginia	W	42-31
11/11/2017	Kansas	W	42-27
11/10/2018	at Texas Tech	W	41-34
11/3/2018	No. 12 West Virginia	L	41-42
9/2/2017	at Maryland	L	41-51
10/7/2017	Kansas State	W	40-34

30-39 POINTS

Date	Opponent	Result	Score
12/31/2019	vs. No. 11 Utah	W	38-10
9/7/2019	No. 6 LSU	L	38-45
9/15/2018	No. 22 USC	W	37-14
10/28/2017	at Baylor	W	38-7
9/21/2019	Oklahoma State	W	36-30
10/27/2018	at Oklahoma State	L	35-38
12/27/2017	vs. Missouri	W	33-16
9/22/2018	No. 17 TCU	W	31-16
10/3/2020	TCU	L	31-33

ONE OF THE BIG 12'S ALL-TIME BEST

• Senior QB Sam Ehlinger stands among the Big 12's best at the quarterback position and is leaving his mark as one of the top QBs in league history. A look at where he stands among the league's all-time great passers:

EHLINGER'S BIG 12 CAREER RANKINGS

Statistic	Total	Rank
Total Touchdowns	114 [^]	6th
TD-to-INT Ratio	3.23 [^]	10th
Interception Percentage	1.9 [*]	10th
Passing Touchdowns	84 [^]	12th
Passing Yards	10,081 [^]	12th
Total Offense	11,853 [^]	12th
Passing Completions	828 [^]	12th
Passing Yards Per Game	252.0	13th
Passing Attempts	1,315 [^]	13th
Touchdown Percentage	6.4 [^]	16th
Passer Rating	145.9	18th
Completion Percentage	63.2	24th

*Texas school record ^Active Big 12 leader

NOTABLE CAREER PERFORMANCES

• Oct. 7, 2017 vs. Kansas State (Austin, Texas):

Completed 30-of-50 passes for 380 yards and two touchdowns. Also carried the ball 20 times for 107 yards - his first 100-yard games - as a true freshman making his third appearance. At the time, his 487 yards of total offense was the third-best performance in school history (now No. 4).

• Oct. 14, 2017 vs. No. 12 Oklahoma (Dallas, Texas):

Threw for 278 yards, rushed for 106 and totaled two touchdowns in his first AT&T Red River Showdown. His 278 passing yards were a UT true freshman record in the game. He also became just the fourth Longhorn (seventh time) to pass for 275 yards and rush for 100 in school history. Ehlinger joined Vince Young (Nov. 6 & 13, 2004) as the only other player in school history to do so in back-to-back games.

• Dec. 27, 2017 vs. Missouri (Houston, Texas):

Completed 11-of-15 passes for 112 yards and a touchdown in relief of starting QB Shane Buechele, as he helped lead the Longhorns to a 33-16 victory over Missouri in the Academic Sports + Outdoors Texas Bowl, the program's first bowl win under head coach Tom Herman.

• Oct. 6, 2018 vs. No. 7 Oklahoma (Dallas, Texas):

Completed 24-of-35 passes for 314 yards, rushed 19 times for 72 yards and scored five total touchdowns (2 pass/3 rush) to guide the Longhorns to victory in the 2018 AT&T Red River Showdown. His five total touchdowns were the most ever by a Longhorn quarterback against the Sooners.

• Nov. 10, 2018 at Texas Tech (Lubbock, Texas):

Connected on 22-of-34 passes for 312 yards and four touchdowns - his first career game with four passing touchdowns - on the road against the Red Raiders.

• Dec. 1, 2018 vs. No. 5 Oklahoma (Arlington, Texas):

Threw for 349 yards and two touchdowns while adding 42 yards and two more touchdowns on the ground against Oklahoma in the Big 12 Championship Game. His 349 passing yards were the most ever by a Texas quarterbacks against OU. Ehlinger's 391 yards of total offense, when coupled with the 386- and 384-yard efforts in the 2017 and 2018 Red River Showdowns give Ehlinger possession of the three highest outputs by a Longhorn quarterback in school history against the Sooners.

• Jan. 1, 2019 vs. No. 5 Georgia (New Orleans, La.):

Completed 19-of-27 passes for 169 yards, rushed times for 64 yards and scored three touchdowns - all on the ground - to lead Texas to a 28-21 victory over No. 5 Georgia in the Allstate Sugar Bowl. His three rushing touchdowns tied the Sugar Bowl record for most rushing touchdowns by a quarterback and pushed his total to 16 for the 2018 season - the most in school history.

• Sept. 7, 2019 vs. No. 6 LSU (Austin, Texas):

Threw for a career-high 401 yards, becoming the first quarterback to throw for more than 400 yards against LSU since West Virginia's Geno Smith racked up 463 yards in 2011. Ehlinger's performance against LSU was the sixth 400-yard passing game in Texas history and the first by a UT quarterback since Colt McCoy versus UCF in 2009.

• Sept. 21, 2019 vs. Oklahoma State (Austin, Texas):

Threw for 281 yards and four touchdowns, and rushed for 70 yards, in a win over the Cowboys at Darrell K Royal-Texas Memorial Stadium.

• Oct. 19, 2019 vs. Kansas (Austin, Texas):

Racked up 490 yards of total offense (399 pass/91 rush) against Kansas - the best single-game output of his career. It is the No. 3 mark in school history, and Ehlinger now owns Texas' No. 3 and No. 4 performances all-time. Much of his production came in the fourth quarter, as Ehlinger completed 11-of-15 passes for 204 yards and two touchdowns.

• Nov. 29, 2019 vs. Texas Tech (Austin, Texas):

Totaled 431 yards of offense (348 pass/83 rush) and scored three touchdowns (2 pass/1 rush) in leading Texas to a senior-day win over the Red Raiders.

• Dec. 31, 2019 vs. No. 11 Utah (San Antonio, Texas):

Compiled 274 yards of offense (201 pass/73 rush) and scored four touchdowns (3 pass/1 rush) en route to leading Texas to a 38-10 victory over Utah in the Valero Alamo Bowl.

• Sept. 12, 2020 vs. UTEP (Austin, Texas):

Completed 25-of-33 passes and set career-highs with 426 passing yards and five touchdowns in leading the Longhorns to a season-opening win. His 426 passing yards rank as the third-best single-game tally in school history, while his five passing touchdowns are tied for second and his 438 yards of total offense is the 10th-best tally in school history. In addition, Ehlinger set UT single-half records in the first half for passing yards (424) and passing touchdowns (5).

• Sept. 26, 2020 at Texas Tech (Lubbock, Texas):

Completed 27-of-40 passes for 262 yards and five touchdowns, while also rushing for 69 yards and one touchdown. His six touchdowns set a single-game career high and helped the Longhorns rally to a 63-56 overtime victory on the road. Ehlinger led the Longhorns to touchdowns on their final three drives of the game, including in overtime, after the Horns fell behind, 56-41, with 3:13 remaining in the fourth quarter.

• Oct. 10, 2020 vs. Oklahoma (Dallas, Texas):

Completed 30-of-53 passes for 287 yards and two touchdowns, while adding 112 rushing yards and a career-high four scores on the ground in his fourth AT&T Red River Showdown. Marked his second outing with six total touchdowns in 2020, the best single-season output by a Longhorn since Ricky Williams also did so twice during his 1998 Heisman Trophy-winning campaign.

GAME NOTES

A TEXAS TWO-STEP

- Texas is the only FBS school since 2000 to have two different quarterbacks log at least 10,000 career passing yards, 1,500 rushing yards and more than 100 total touchdowns.
- The Texas duo is made up by current senior QB Sam Ehlinger (10,081 pass/1,772 rush/114 TDs) and four-year starter Colt McCoy (13,253 pass/1,571 rush/132 TDs). McCoy started 53 games at UT from 2006-09, while Ehlinger has made 37 starts since his arrival on the Forty Acres back in 2017.
- Only seven FBS quarterbacks have achieved that feat in total over the last 20 seasons.
- Five of those seven quarterbacks finished in the top-four of Heisman voting at least once in their career, including four that were winners (Robert Griffin III, 2011; Marcus Mariota, 2014) or the runner-up (Colt McCoy, 2008; DeShaun Watson, 2016).
- A look at the full list of quarterbacks to hit all three marks since 2000:

Name	Pass/Rush	Years
Dan Lefevour	12,905/2,948/149	2006-09
Colt McCoy	13,253/1,571/132	2006-09
Robert Griffin III	10,366/2,254/111	2008-11
Marcus Mariota	10,796/2,237/134	2012-14
Trevone Boykin	10,727/2,049/113	2012-15
Deshaun Watson	10,168/1,934/116	2014-16
Sam Ehlinger	10,081/1,772/114	2017-pr.

RED RIVER REVERENCE

- Sam Ehlinger made his fifth career start, and fourth in the AT&T Red River Showdown, against Oklahoma in 2020, making him the first Longhorn quarterback to start against the Sooners on five occasions, and the fifth to start four-straight matchups at the Cotton Bowl.
- Bobby Layne (1944-47), Peter Gardere (1989-92), James Brown (1994-97) and Colt McCoy (2006-09) are the only quarterbacks in school history to start against OU in four-straight years at the Cotton Bowl.
- He has totaled 19 touchdowns (7 pass/12 rush) vs. Oklahoma in his career, the most in school history. No other Longhorn has been responsible for more than six total touchdowns vs. the Sooners. His records hold when looking at Cotton Bowl-only numbers as well, amassing 15 total touchdowns (5 pass/10 rush) in four AT&T Red River Showdown appearances.
- In addition to total and rushing touchdowns, Ehlinger holds the UT record for rushing attempts (102), passing attempts (201), completions (122), passing yards (1,438) and passing touchdowns (7) against OU. He also ranks third among Longhorns all-time in rushing yards vs. the Sooners (327), trailing only Heisman Trophy winners Earl Campbell (380) and Ricky Williams (465).
- In four of his five career outings against Oklahoma, Ehlinger logged 399, 391, 386 and 384 yards of offense, the four highest outputs by a Texas quarterback in school history against the Sooners.
- He logged 399 yards of offense (287 pass/112 rush) in the 2020 AT&T Red River Showdown and scored six total touchdowns (2 pass/4 rush) - both rivarly records for UT quarterbacks.
- His 391-yard effort came in the 2018 Big 12 Championship Game. Ehlinger totaled 349 passing yards in that contest, the most ever by a Texas quarterback against OU.
- Ehlinger's five total touchdowns in the October 2018 game were the most ever by a Longhorn quarterback against the Sooners at the time. He totaled nine touchdowns (4 pass/5 rush) in 2018 against Oklahoma over two games.

- He tallied 201 yards of total offense and scored two rushing touchdowns in the 2019 AT&T Red River Showdown.
- Ehlinger's 278 passing yards in the AT&T Red River Showdown in 2017 were a UT true freshman record in the game.
- In that game, he became just the fourth player (seventh time) to pass for 275 yards and rush for 100 in school history. He joined Vince Young (Nov. 6 & 13, 2004) as the only other player in school history to do so in back-to-back games.
- A look at Ehlinger's career game-by-game numbers against the Sooners:

EHLINGER VS. OKLAHOMA

Year	Comp-Att-Int	Yards (Pass/Rush)	TD (P/R)
2017+	19-39-0	384 (278/106)	2 (1/1)
2018+	24-35-0	386 (314/72)	5 (2/3)
2018*	23-36-0	391 (349/42)	4 (2/2)
2019+	26-38-0	201 (210/-9)	2 (0/2)
2020+	30-53-2	399 (287/112)	6 (2/4)

*Big 12 Championship Game +Cotton Bowl

A MEMBER OF THE AFCA GOOD WORKS TEAM

- Ehlinger was named to the 2020 Allstate AFCA Good Works Team on Wednesday. Ehlinger is the 11th Longhorn to receive the honor dating back to Robert Reed in 1994 with the most recent being Chase Moore in 2018. Tony Brackens (1995), Tyson King (1996), Ricky Williams (1998), Vince Young (2005), Colt McCoy (2008), Sam Acho (2010), Emmanuel Acho (2011) and Nate Boyer (2014) have also been honored.
- The Austin native, undertook his largest community project to date with his efforts to help in COVID-19 relief earlier this year. He began a Go Fund Me page that raised a base amount of over \$100,000, but with various matching donations to the organizations he was benefiting, the total came to nearly \$200,000. Ehlinger not only contributed virtually, he went to the Austin Boys & Girls Club to hand out meals and school curriculums while wearing a mask and practicing social distancing. He chose to direct the money primarily to the Central Texas Food Bank, the Austin Boys & Girls Club and Austin Pets Alive, along with the UT student emergency fund.
- Ehlinger is also involved with a children's cancer organization - NEGU (negu.org), and set up an event to meet patients and families during a bye week last season and pass out Joy Jars. He has made periodic visits to the YMCA, hospitals, elementary schools, and was a part of a campus clean-up. Last year, on top of the schools and hospitals, he was a part of the team clean-up of a burned down playground, he participated in Thinkery community night, and volunteered with the Special Olympics. As a freshman, he aided in the promotion of a fundraising effort by a local boy seeking to raise money for his sister who had been diagnosed with the rare Batten Disease, which is an inherited disorder of the nervous system that usually begins in childhood.
- The Allstate AFCA Good Works Team was established in 1992 by the College Football Association, recognizing the extra efforts made by college football players and student support staff off the field. AFCA became the governing body for the award in 1997 and continues to honor college football players who go the extra mile for those in need.

TEXAS' ACTIVE CAREER LEADERS

MOST RUSHING YARDS

Name	Pos.	Class	Total
1. Sam Ehlinger, QB		Sr	1,772
2. Keontay Ingram, RB		Jr	1,749
3. Roschon Johnson, RB		Soph	791

MOST RUSHING TOUCHDOWNS

Name	Pos.	Class	Total
1. Sam Ehlinger, QB		Sr	30
2. Keontay Ingram, RB		Jr	10
3. Roschon Johnson, RB		Soph	9

MOST PASSING YARDS

Name	Pos.	Class	Total
1. Sam Ehlinger, QB		Sr	10,081
2. Casey Thompson, QB		Soph	139

MOST PASSING TOUCHDOWNS

Name	Pos.	Class	Total
1. Sam Ehlinger, QB		Sr	84
2. Casey Thompson, QB		Soph	2

MOST RECEPTIONS

Name	Pos.	Class	Total
1. Keontay Ingram, RB		Jr	66
2. Brennan Eagles, WR		Jr	41
3. Jake Smith, WR		Soph	31

MOST RECEIVING YARDS

Name	Pos.	Class	Total
1. Brennan Eagles, WR		Jr	709
2. Keontay Ingram, RB		Jr	505
3. Jake Smith, WR		Soph	323

MOST RECEIVING TOUCHDOWNS

Name	Pos.	Class	Total
1. Brennan Eagles, WR		Jr	9
2. Jake Smith, WR		Soph	7
3. Keontay Ingram, RB		Jr	6

MOST TACKLES

Name	Pos.	Class	Total
1. Joseph Ossai, JACK		Jr	142
2. Caden Sterns, DB		Jr	140
3. B.J. Foster, DB		Jr	104

MOST TACKLES FOR LOSS

Name	Pos.	Class	Total
1. Joseph Ossai, JACK		Jr	21.5
2. Ta'Quon Graham, DL		Sr	18.5
3. B.J. Foster, DB		Jr	11.0

MOST SACKS

Name	Pos.	Class	Total
1. Joseph Ossai, JACK		Jr	7.5
2. Ta'Quon Graham, DL		Sr	5.0
3. B.J. Foster, DB		Jr	4.0

MOST INTERCEPTIONS

Name	Pos.	Class	Total
1. Caden Sterns, DB		Jr	5
2. Chris Brown, DB		Sr	3
D'Shawn Jamison, DB		Jr	3

GAME NOTES

WINNINGEST PROGRAMS

BY VICTORIES

RK TEAM	W	L	T	PCT	YEARS
1. Michigan	962	346	36	0.729	142
2. Ohio State	924	326	53	0.729	131
3. Alabama	920	331	43	0.727	129
4. TEXAS	918	377	33	0.704	128
5. Notre Dame	912	326	42	0.728	134
6. Oklahoma	910	329	53	0.726	126
7. Nebraska	902	395	40	0.690	131
8. Penn State	898	393	41	0.690	130
9. Tennessee	848	397	53	0.674	134
10. USC	847	351	54	0.698	133

BY WINNING PERCENTAGE

RK TEAM	W	L	T	PCT	YEARS
1. Michigan	962	346	36	0.729	142
2. Ohio State	924	326	53	0.729	131
3. Notre Dame	912	326	42	0.728	134
4. Alabama	920	331	43	0.727	129
5. Oklahoma	910	329	53	0.726	126
6. TEXAS	918	377	33	0.704	128
7. USC	847	351	54	0.698	133
8. Nebraska	902	395	40	0.690	131
9. Penn State	898	393	41	0.690	134
10. Tennessee	848	397	53	0.674	130

MILESTONE VICTORIES

WIN	DATE	OPPONENT	SCORE
50	11/28/1901	Texas A&M	32-0
100	10/29/1910	Auburn	9-0
150	11/3/1918	Ream Flying Field	26-2
200	10/24/1925	Rice	27-6
250	10/28/1933	Rice	18-0
300	10/16/1943	Arkansas	34-0
350	11/24/1949	at Texas A&M	42-14
400	9/26/1958	at Tulane	21-20
450	11/28/1963	at Texas A&M	15-13
500	1/1/1970	vs. Notre Dame ^	21-17
550	10/25/1975	Rice	41-9
600	10/24/1981	at SMU	9-7
650	11/14/1987	TCU	24-21
700	10/21/1995	Virginia	17-16
750	10/20/2001	Colorado	41-7
800	1/4/2006	vs. USC †	41-38
850	11/20/2010	Florida Atlantic	51-17
900	9/15/2018	USC	37-14

^ Cotton Bowl

† Rose Bowl/BCS National Championship Game

MAKING THE GRADE

• Texas OL Samuel Cosmi and Derek Kerstetter have been recognized as two of the top returning linemen in the country this season. Together, they are two of three highest-graded returning tackles in the Big 12, according to Pro Football Focus.

• The two Longhorns excelled in pass protecting last season, with Cosmi earning a grade of 86.0 and Kerstetter a 91.6 from PFF for their 2019 performances. Kerstetter was the nation's top pass-blocking right tackle that is returning in 2020, and Texas is the only Power Five offense that is returning two players who earned 85.0-plus pass-blocking grades as offensive tackles last season.

• Kerstetter, one of the most versatile players on the UT roster, is expected to slide inside and see time at center this season. The San Antonio, Texas native has played all across the offensive line during his collegiate career thus far, excelling at each position when called upon.

THE COSMI FILE

• Junior OL Samuel Cosmi, a first-team Walter Camp Preseason All-American this year, has been entrenched as one of Texas' starting linemen since the beginning of his redshirt freshman season in 2018. In that time, he has appeared in all 31 possible games for the Longhorns, while starting at one of the tackle spots in each of UT's last 30 outings.

• His first 13 starts, all during the 2018 season, came at right tackle. He flipped over to the left side, where he was in charge of protecting QB Sam Ehlinger's blind side, last year.

• In 2020, he has been recognized as a Preseason All-American by the Walter Camp Football Foundation and the Associated Press, among others, in addition to being an watch list candidate for the Outland Trophy.

• As a sophomore, Cosmi earned second-team All-Big 12 honors and was honorable mention for the Big 12 Offensive Lineman of the Year, as well as a first-team selection on Pro Football Focus' Big 12 Team of the Year.

• Cosmi was an anchor on a Texas offensive line that was named to the Joe Moore Award Midseason Honor Roll in 2019.

• Behind Cosmi and his fellow linemen, Ehlinger accounted for 4,326 yards of total offense (No. 2 in school history) and 39 total touchdowns (No. 3).

• RBs Keaontay Ingram and Roschon Johnson produced six 100-yard outings on the ground behind Cosmi and the Longhorn line, with Ingram doing so four times and Johnson twice. As a team, Texas rushed for 2,295 yards (176.5 ypg) in 2019.

• In the 2019 Valero Alamo Bowl, Cosmi helped Texas rack up 231 rushing yards against No. 11 Utah. The Longhorns averaged 6.2 yards per carry that night, well above the 2.7 ypc average Utah had allowed in its first 13 games of the season. Texas was one of only two teams to rush for more than 115 yards against the Utes in 2019.

• Cosmi earned All-Bowl recognition from the Associated Press and ESPN following his impressive performance against Utah's vaunted defense. The entire Texas offensive line, including Cosmi, earned All-Bowl recognition from Sports Illustrated after the Alamo Bowl.

• The Humble, Texas native was a USA Today Freshman All-American in 2018.

BIG-MAN TOUCHDOWN

• Texas OL Samuel Cosmi converted a 12-yard rushing touchdown - the first of his career - against West Virginia last season. He is the first Texas OL with a rushing touchdown since UT's individual stats are available, beginning in 1947.

• Cosmi is only the third OL in Big 12 history to score a rushing touchdown, as well. Ironically, in addition to Cosmi's score, Tom Herman also was the offensive coordinator at Iowa State in 2009 when he called the lateral play to OT Scott Haughton who scored from 12 yards out. Texas Tech G Casey Jones is the only other offensive lineman to rush for a TD in Big 12 history and he did it on a one-yard goal-line plunge in 1996.

TOUCHDOWNS BY TEXAS OL

(SINCE 1947)

Name	Distance-Type	Opp. & Date
Samuel Cosmi	12-Rush	at WVU, 10/5/19
Luke Poehlmann	3-Catch	at Baylor, 12/3/11
Don Wilson	9-Catch	vs. SMU, 11/3/56
Harley Sewell	0-FR	vs. TCU, 11/17/51

TOUCHDOWNS BY BIG 12 OL

(RUSHING)

Name (School)	Distance	Opp. & Date
Samuel Cosmi (UT)	12	at WVU, 10/5/19
Scott Haughton (ISU)	12	at MIZZ, 11/21/09
Casey Jones (TTU)	1	vs. ULL, 11/16/96

KERSTETTER PROFILE

• Texas senior OL Derek Kerstetter is one of the Longhorns' most experienced competitors on either side of the ball this season. A three-year starter all across the offensive line, Kerstetter has played in 41 games with 32 starts during his collegiate career.

• He was recognized as a third-team performer on Pro Football Focus' 2019 Big 12 Team of the Year.

• In the classroom, Kerstetter earned first-team Academic All-Big 12 honors last year and was named to the Big 12 Commissioner's Honor Roll in the spring of 2019.

• Kerstetter garnered All-America honors and was a three-time All-District honoree at Reagan High School in San Antonio, Texas. He competed in the 2017 U.S. Army All-American Bowl.

• Entering the 2020 season, only senior QB Sam Ehlinger had started more times at Texas than Kerstetter among active Longhorns. A look at where Kerstetter ranks among UT's active leaders in career starts and games played:

MOST GAMES STARTED (ACTIVE LONGHORNS)

Name	Career Starts	Years
1. Sam Ehlinger, QB	37	2017-pr.
2. Derek Kerstetter, OL	32	2017-pr.
3. Samuel Cosmi, OL	30	2018-pr.
4. Caden Sterns, DB	24	2018-pr.
5. Joseph Ossai, JACK	19	2018-pr.

MOST GAMES PLAYED (ACTIVE LONGHORNS)

Name	Career Games	Years
1. Ta'Quon Graham, DL	43	2017-pr.
2. Derek Kerstetter, OL	41	2017-pr.
3. Sam Ehlinger, QB	40	2017-pr.
Denzel Okafor, OL	40	2016-pr.
5. Chris Brown, DB	39	2017-pr.
6. Cade Brewer, TE	38	2017-pr.

GAME NOTES

O-LINE CONTINUITY A KEY

- Texas started the same five on its offensive line in 12 of 13 games last season. In 2018, Texas' starting offensive linemen missed just four combined games and the Horns used only three different starting combinations all season.
- Through four games in 2020, the Longhorns have had the same five linemen slotted in the starting lineup.
- The 2018 and 2019 campaigns were vastly different from 2017, Tom Herman's first season as head coach, when UT was forced to use eight different starting offensive line combinations in 13 games.
- The Longhorns averaged 465.8 yards per game (289.3 pass/176.5 rush) and 35.2 points per game in 2019, both an increase from the team's 2018 totals of 411.3 ypg (258.2 pass/153.1 rush) and 31.07 ppg.
- The 2017 squad averaged 398.5 ypg (258.8 pass/139.6 rush) and 29.4 ppg.
- Three of Texas' five starters for the season opener against UTEP - Junior Angilau, Samuel Cosmi and Derek Kerstetter - all started at least 12 games last season, with the latter two starting all 13 games in 2019. Senior OL Denzel Okafor made his sixth career start, while Christian Jones made his first start on the Longhorns' offensive line.

JOSHUA MOORE'S RETURN TO ACTION

- Through four games in 2020, sophomore WR Joshua Moore leads the Longhorns with 19 catches, 283 yards and five touchdowns.
- Moore became the first player on UT record to register four touchdown receptions in the first two games of a season.
- Mike Davis (2013) and Jordan Shipley (2008) are the only other Longhorns to record at least four touchdown catches in UT's first three games of a season since 2000.
- Moore joined Jordan Shipley (2008) and Roy Williams (2003) as the only Longhorns to tally five-or-more receiving touchdowns through the first four games of a season over the last 20 years.
- The Yoakum, Texas native, is averaging 14.9 yards per catch and 29.6 yards per touchdown this season. His four touchdown receptions have covered 78, 31, 18, 12 and 9 yards in length.
- For comparison, Brennan Eagles and Devin Duvernay led the Longhorns in 2019 with averages of 33.3 and 29.2 yards per touchdown, respectively. Duvernay caught a team-high nine touchdowns with a long of 75 yards, and Eagles hauled in six TD catches with a long of 73 yards.
- Moore is currently averaging a touchdown every 3.8 receptions. Limas Sweed, who averaged a touchdown every 3.83 receptions (46 rec/12 TDs) in 2006, holds the best reception-to-touchdown ratio by a Longhorn over a full season since 2000 (min. 4 TDs).
- Moore redshirted in 2019, but returned to competition in the season opener against UTEP with a dynamic performance, catching six passes for 127 yards and one touchdown. His six catches and 127 yards were both team-high marks against the Miners.
- Moore's touchdown came on the Longhorns' first offensive play of the season, as he covered 78 yards on a connection with senior QB Sam Ehlinger. It marked the first time since 2004 that UT scored a touchdown on its first offensive play of the season.
- He followed it up with another impressive outing in UT's Big 12 opener at Texas Tech, catching five passes for 73 yards and a career-high three touchdowns.
- Moore is the first Longhorn to catch three touchdown passes in a game since Jaxon Shipley at Oklahoma State in 2012, a span of 100 games.

- He scored the game-tying touchdown, his second of the contest, on an 18-yard connection with QB Sam Ehlinger with only 40 seconds remaining the fourth quarter, and then was on the receiving end of a 12-yard pass from Ehlinger to score the Longhorns' go-ahead touchdown in overtime.
- Prior to 2020, Moore had played in six games during his collegiate career, making seven catches for 53 yards and a touchdown in that time.

EAGLES READY TO FLY

- With 27 games played and 10 starts under his belt thus far, junior WR Brennan Eagles is the most experienced member of the Texas receiver room this year. The wideout is also the unit's career leader in receptions (41) and receiving yards (709) and touchdowns (9).
- In the season opener against UTEP, Eagles made the most of the one pass he caught - securing a 35-yard touchdown pass from sophomore QB Casey Thompson in the third quarter.
- Eagles made three catches for 31 yards and a touchdown in Texas' come-from-behind road win at Texas Tech. He also caught a two-point conversion from QB Sam Ehlinger that tied the game at 56-56 with 40 seconds remaining in the fourth quarter.
- He made one catch against TCU, hauling in a 45-yard touchdown pass from QB Sam Ehlinger early in the second quarter. It was Eagles' third-straight outing with a touchdown, the longest stretch of his career.
- The Houston, Texas native caught multiple passes in 9-of-12 games last season.
- Eagles' best game of the season came early in the 2019 campaign, as he hauled in five passes for QB Sam Ehlinger for a career-high 116 yards and a touchdown.
- As a true freshman in 2018, Eagles made just one catch - a 35-yard reception against Tulsa - in 11 appearances.

EAGLES VS. RECENT UT GREATS

- Eagles flew under the radar to an extent during the 2019 season, but historically speaking it was one of the best sophomore seasons by a receiver in school history.
- In total, Eagles caught 32 passes for 522 yards and six touchdowns during his second season on the Forty Acres. His 16.3 yards per reception led all Longhorns in 2019, while his six touchdowns were tied with Jake Smith for the second-most by a UT receiver.
- Five of Eagles' six receiving touchdowns covered at least 30 yards, with the longest two being a 55-yard score against then-No. 6 LSU and a 73-yard effort against Oklahoma State two weeks later.
- A look at Eagles' 2019 numbers vs. some of the top Longhorn WRs' sophomore seasons since 2000:

Name	Year	Rec	Yds	TD
Roy Williams	2001	67	836	5
B.J. Johnson	2001	41	539	4
Limas Sweed	2005	36	545	5
Quan Cosby	2006	45	525	2
Jordan Shipley	2007	27	417	5
Mike Davis	2011	45	609	1
Lil'Jordan Humphrey	2017	37	431	1
Collin Johnson	2017	54	765	2
Devin Duvernay	2017	9	124	0
Brennan Eagles	2019	32	522	6

TEXAS IN CLOSE GAMES

A look at Texas' results in games decided by one possession (eight points or less) during Tom Herman's tenure as head coach:

2017 (1-4 OVERALL; 1-3 BIG 12)

at No. 4 USC	L	24-27
Kansas State	W	40-34
vs. No. 12 Oklahoma	L	24-29
No. 10 Oklahoma State	L	10-13
Texas Tech	L	23-27

2018 (7-3 OVERALL; 5-2 BIG 12)

at Maryland	L	29-34
Tulsa	W	28-21
at Kansas State	W	19-14
vs. No. 7 Oklahoma	W	48-45
Baylor	W	23-17
at Oklahoma State	L	35-38
No. 12 West Virginia	L	41-42
at Texas Tech	W	41-34
at Kansas	W	24-17
vs. No. 6 Georgia	W	28-21

2019 (3-3 OVERALL; 3-2 BIG 12)

No. 6 LSU	L	38-45
Oklahoma State	W	36-30
vs. No. 6 Oklahoma	L	27-34
Kansas	W	50-48
No. 16 Kansas State	W	27-24
at Iowa State	L	21-23

2020 (1-2 OVERALL; 1-2 BIG 12)

at Texas Tech	W	63-56 (OT)
TCU	L	31-33
vs. Oklahoma	L	45-53 (4OT)

GAME NOTES

2020 HEALTH & SAFETY MEASURES

- The University of Texas has implemented a number of health and safety measures this season to help best ensure the health and safety of all student-athletes, coaches, staff and those attending Texas Athletics contests this fall.
- All fans and staff will be required to wear a face covering that covers the nose and mouth completely. Face coverings are not a substitute for social distancing and fans will be seated or situated at a safe distance between their party and other fans while inside and outside of DKR-Texas Memorial Stadium.
- Public tailgating in and around the University of Texas campus will be prohibited for the 2020 season including Tailgate Guys turnkey tailgating packages.
- Fans will be required to enter at the assigned gate listed on their mobile ticket.
- Social distancing markers will be placed at gate entry and strictly enforced to allow for social distancing.
- Installing Attis Clean hand sanitizer kiosks throughout the stadium including 225 dispenser trees throughout our venues.
- Texas Athletics pregame activations including Bevo Blvd., Smokey's Midway, and Longhorn City Limits will not take place this season. This includes popular elements such as the Stadium Stampede team arrival, Bevo Parade, and headlining concerts on the LBJ Lawn. • The Frank Denius Family University of Texas Athletics Hall of Fame will not be accessible this fall, including on gamedays during the 2020 season.
- Eliminating most on-field gameday elements including marching band performances, Hook 'Em Herd, and other on-field promotions.
- Expanding the team area benches on the field will provide additional protection for our student-athletes and team personnel.
- Education and information sessions provided to each team, along with guidebooks for all policies and procedures; medical personnel are available to meet individually with any student-athlete at his/her request.
- Mandatory daily symptom screening for all student-athletes, coaches, and staff to assist in early identification of those who may be ill. That on-line form is filled out every morning and once they are cleared they report to campus to check-in at the North End Zone area of the stadium and must clear a temperature check as well before proceeding to the facilities.
- In-season proactive community testing will exceed minimum standards set by the NCAA; in-season testing of all sports in fall competitions will occur three times weekly at a minimum, and out-of-season sports, will be subject to proactive community testing at least once per week. Proactive community testing will occur within 24 hours of competition in all fall sports.
- Immediate contact tracing is performed for all presumed positives (do not await positive result); contact tracing performed in consultation with campus health officials.
- A third-party testing agency/lab and campus health assist in proactive community testing; sports medicine personnel perform sample collection, while St. David's Health Care personnel provide quality assurance; clinical testing of symptomatic individuals performed in collaboration with University Health Services and UT Health Austin.
- Student-Athletes with confirmed COVID-19 infections are isolated per CDC guidelines, undergo cardiac evaluation, and if cleared, gradually phased back into activity. Contact tracing for those student-athletes takes place as well.
- In regards to the COVID-19 concerns relating to myocarditis, rigorous heart screening procedures — including an EKG, echocardiogram, and cardiac MRI — are in place for all student-athletes that test positive and must be cleared before returning to activity.

SPOTLIGHTING SMITH

- Sophomore WR Jake Smith made his 2020 season debut vs. TCU, making a team-high six catches for 49 yards and one touchdown. The Scottsdale, Ariz. native missed the first two games of the season and then also the AT&T Red River Showdown due to injury.
- He produced a strong freshman campaign, despite battling for time in the slot with Devin Duvernay, who was one of the nation's top receivers in 2019. Smith, a Scottsdale, Ariz. native, caught 25 passes for 274 yards and six touchdowns.
- Smith's six receiving touchdowns were tied with Brennan Eagles for the second-most by a Longhorn in 2019, and are the second-most by a freshman in school history. Roy Williams (8 TD in 2000) is the only Longhorn with more receiving touchdowns as a freshman.
- Smith averaged a touchdown every 4.2 receptions during his first collegiate season. Compared to the 31 FBS receivers who caught at least 10 touchdown passes last season, Smith's 4.2 catch-to-touchdown ratio is better than all but two of them. Ohio State's Chris Olave (48 rec/12 TD) and LSU's Terrace Marshall Jr. (46 rec/15) are the only two with a better ratio in that group.
- Smith's six touchdown catches were tied for the fifth-most by an FBS freshman last season, and third-most among Power Five freshman.
- Smith hauled in six passes for 75 yards and two touchdowns against Rice last season. All three of those were career-high marks for Smith.
- His six receptions tied for the 10th-most in a game by a UT freshman and his two TD catches matched the UT freshman record. It was the seventh multi-TD outing for a freshman receiver in school history.
- Smith got back in the scoring column after a two-game absence when he caught a 10-yard TD pass from QB Sam Ehlinger in the first quarter against Kansas. Smith finished with four catches for 34 yards against KU.
- Smith was held out of the endzone in his next four appearances, but hauled in a 26-yard reception from QB Sam Ehlinger in Texas' win over Texas Tech on Nov. 29. Smith finished with three catches for 51 yards against the Red Raiders.

MOST RECEIVING TOUCHDOWNS (SEASON - FRESHMEN)

Name	TDs	Year
1. Roy Williams.....	8	2000
2. Jake Smith	6	2019
3. Eight tied, last by Devin Duvernay & Collin Johnson	3	2016

TARIK COMES TO TEXAS

- WR Tarik Black, a graduate transfer from Michigan who was a three-time letterwinner (2017-19) for the Wolverines, adds a veteran presence to the UT receiver room after joining the Longhorns during the spring.
- He wasted no time making an impact in his debut as a Longhorn, catching five passes for 80 yards and a TD.
- It was the third 80-yard game of his career, and first since Michigan's 2019 season opener against MTSU (4 rec, 80 yds, 1 TD). He also logged two catches for 83 yards and a TD against Florida in 2017.
- Black appeared in 21 games with nine starts at Michigan, but only played one full season due to injuries as a freshman and sophomore. He recorded 40 receptions for 507 yards and two touchdowns in his time as a Wolverine.
- Black, a Hamden, Conn. native, graduated from UM's College of Literature, Science and the Arts in May 2020.
- As a junior in 2019, Black appeared in 12 games with five starts. He caught 25 passes for 323 yards and one touchdown.

- Black played in the final six games of the 2018 season with one start after suffering a foot injury in fall camp. He made four catches for 35 yards in his limited time on the field.
- In 2017, Black's freshman year at Michigan, he started all three games in which he played before missing the remainder of the season due to injury. He posted 11 receptions for 149 yards and one touchdown.
- Black made his collegiate debut and first career start against Florida in the AdvoCare Classic, catching two passes for 83 yards and a touchdown.
- He competed in the 2017 U.S. Army All-American Bowl coming out of high school.

BACK TO SCHOOLER

- Senior WR Brenden Schooler, a graduate transfer from Oregon and Arizona, made his debut for Texas in the season opener against UTEP after arriving on campus midway through fall training camp.
- He caught two passes for 65 yards, and hauled in a 40-yard touchdown pass from QB Sam Ehlinger early in the second quarter.
- In Texas' Big 12 opener at Texas Tech, Schooler led the Longhorns with seven catches, amassing 58 yards and scoring his second touchdown in as many outings at UT.
- Through four games at UT, Schooler has caught 10 passes for 123 yards and two scores.
- During his four-year career at Oregon, Schooler played in 41 games and earned Pac-12 All-Conference First Team honors in 2017 and 2018 for his contributions on special teams. He also caught 43 passes for 521 yards and four touchdowns.
- Schooler began his collegiate career at Oregon as a safety, starting 10 times as a true freshman. He finished second among Pac-12 freshmen with 74 tackles and had eight-or-more tackles on six occasions. Schooler tied for third among FBS freshman with a team-high four interceptions as well.

KAI IS MONEY

- Sophomore WR Kai Money made headlines in the 2020 season opener, as he caught four passes for 26 yards and his first career touchdown — a six-yard pass from QB Sam Ehlinger in the waning seconds of the first half.
- Money's touchdown catch marked the first offensive TD by a Longhorn who joined the team as a walk-on since fullback Ahmard Hall caught a touch pass against Texas A&M in 2005.
- Former Longhorn safety Marcus Griffin also returned an interception for a score in 2007.
- The Brownsville, Texas native continued to succeed out of the slot in Texas' Big 12 opener at Texas Tech, catching four passes for 39 yards in the Longhorns' comeback win.

GAME NOTES

THE INGRAM IMPACT

- Junior RB Keontay Ingram has rushed for 188 yards on 35 carries (5.4 ypc) through four games in 2020. He has also caught 10 passes for 93 yards and one touchdown this year.
- Ingram opened 2020 with a team-leading 44 yards on nine carries (4.9 ypc) against UTEP.
- He doubled his rushing outlet two weeks later in the Longhorns' Big 12 opener at Texas Tech, carrying the ball 12 times for 89 yards (7.4 ypc) and caught three passes for 20 yards. His 109 all-purpose yards were the most by a Longhorn against the Red Raiders.
- Against TCU, the junior logged 92 all-purpose yards, highlighted by a 52-yard reception.
- Ingram totaled 1,561 rushing yards on 286 carries (5.5 ypc) and 10 touchdowns during his first two seasons on the Forty Acres. He also added 56 receptions for 412 yards and five touchdowns during that stretch.
- He is the first Longhorn since Jamaal Charles (2005-07) to rush for more than 1,500 yards during his first two seasons on the Forty Acres. Charles logged 1,709 rushing yards across the 2005 and 2006 campaigns.
- Ingram, who rushed for 708 yards as a true freshman and 853 yards as a sophomore, is the first Longhorn to rush for 700-plus yards in consecutive seasons since Malcolm Brown in 2013-14. Johnathan Gray (2012-13) was the last Longhorn to achieve the feat during his respective freshman and sophomore campaigns until Ingram.
- With another 700-yard season in 2020, Ingram can join UT greats Cedric Benson (2001-04), Vince Young (2003-05) and Jamaal Charles (2005-07) as the only Longhorns to rush for at least 700 yards in three consecutive seasons since 2000.
- Ingram's success on the ground has been instrumental in Texas' success over the past three seasons. In games where Ingram carried the ball at least 10 times, Texas is 15-5 compared to 4-5 when he has fewer than 10 carries. The Horns are 3-1 when he carries the ball at least 15 times.
- Texas is 12-2 when Ingram rushes for at least 60 yards, compared to 8-7 when he is held under 60 yards.
- The Longhorns are 8-1 when Ingram hits the 80-yard mark on the ground and 5-0 when he rushes for at least 100 yards.
- Ingram's five career 100-yard games are the most among all active Longhorns, and the seventh-most by a UT player since 2000. A look at where he stands:

MOST 100-YD RUSHING GAMES (ACTIVE LONGHORNS)

Name	Game(s)	Year
1. Keontay Ingram	5	2018-pr.
2. Sam Ehlinger	3	2017-pr.
3. Roschon Johnson	2	2019-pr.

MOST 100-YD RUSHING GAMES (SINCE 2000)

Name	Game(s)	Year
1. Cedric Benson	25	2001-04
2. D'Onta Foreman	15	2014-16
3. Malcolm Brown	11	2011-14
Jamaal Charles	11	2005-07
5. Vince Young	10	2003-05
6. Jonathan Gray	6	2012-15
7. Keontay Ingram	5	2018-pr.
Joe Bergeron	5	2011-13
Chris Warren III	5	2015-17

INGRAM PRIOR TO 2020

- As a sophomore in 2019, Ingram carried the ball 144 times for 853 yards and seven touchdowns. He also caught 29 passes for 242 yards and three touchdowns.
- His 853 rushing yards were the most by a Longhorn since D'Onta Foreman rushed for 2,028 yards in 2016 en route to winning the Doak Walker Award.
- Ingram is the first Longhorn to rush for at least 850 yards in a season and record at least 200 receiving yards since Cedric Benson (1,053 rush/203 rec) in 2001.
- His 29 receptions were the 10th-most by a UT running back in a season, and the most since Fozzy Whittaker caught 34 passes during the 2010 season.
- Ingram posted four 100-yard games on the ground in 2019, the most by a Texas underclassmen (freshman or sophomore) since D'Onta Foreman also produced four 100-yard games as a sophomore in 2015.
- His 100-yard outings came against three conference foes (Oklahoma State, Kansas, No. 16 Kansas State) and two top-20 opponents (No. 16 Kansas State, vs. No. 11 Utah).
- Ingram is the first UT player to run for at least 100 yards against three conference opponents in the same season since D'Onta Foreman in 2016.
- He carried the ball 21 times for 114 yards and caught one pass for 26 yards against Oklahoma State to post his first 100-yard outing as a sophomore.
- Ingram's outing against OSU made him the 53rd 1,000-yard rusher in Texas history. He joined QB Sam Ehlinger, who also surpassed 1,000 yards in the win over the Cowboys, as active Longhorns with at least 1,000 career rushing yards.
- His next came one month later against Kansas, where he logged 101 rushing yards on 14 carries (7.2 ypc) and scored a touchdown in UT's win over the Jayhawks.
- Two weeks later against No. 16 Kansas State, he improved his totals across the board, running for a career-high 139 yards on 16 carries (8.7 ypc) and scoring two touchdowns.
- Ingram totaled 114 of his 139 rushing yards on nine second-half carries (12.7 ypc). Thirty-four of those yards came on three carries (11.3 ypc) during Texas' final two scoring drives in the fourth quarter.
- His final 100-yard game of 2019 came in the Valero Alamo Bowl against No. 11 Utah, as he totaled 108 rushing yards on 13 carries (8.3 ypc) and one touchdown. Ingram also caught two passes for 26 yards and a touchdown against the Utes top-ranked defense.
- Earlier in the year, he logged his first career multi-touchdown game with two rushing touchdowns at Rice.
- As a true freshman in 2018, Ingram rushed for 708 yards on 142 attempts (5.0 ypc). He had five total touchdowns and caught 27 passes (No. 11 in school history by RB) for 170 yards.
- He was just the 10th freshman, and seventh true freshman, with a 700-yard rushing season in school history. His 708 yards were the sixth-best by a true freshman in Texas history.
- Prior to Ingram doing so, the last Longhorn freshman with a 700-yard rushing season was Johnathan Gray in 2012, who finished with 701 yards on 149 attempts.

MOST RUSHING YARDS (SEASON - TRUE FRESHMEN)

Name	Yards	Year
1. Cedric Benson	1,053	2001
2. Ricky Williams	990	1995
3. Earl Campbell	928	1974
4. Jamaal Charles	878	2005
5. Malcolm Brown	779	2011
6. Keontay Ingram	708	2018

TEXAS ATHLETICS HALL OF HONOR

- Thirteen former University of Texas student-athletes and one former coach have been selected for the next class of the Texas Athletics Hall of Honor. Plans for the induction ceremony have not yet been set, but the list of inductees are in for what is another spectacular class of Longhorn Legends.
- The 66th Men's Hall of Honor class includes:
 - **D.J. Augustin (Basketball, 2006-08)**, a consensus first-team All-American and first-team Academic All-American who earned the Bob Cousy Award as the nation's top point guard while guiding the Longhorns to the Elite Eight in 2007-08; **Jamaal Charles (Football, 2005-07; Track & Field, 2006-07)**, a three-time All-Big 12 selection on the gridiron and member of the 2005 National Championship team who ranks fourth on the UT all-time rushing list (3,328 yards) and is a four-time All-American and Big 12 100-meter champion on the track; **Brad Elder (Golf, 1995-98)**, a four-time All-American who won the 1997 Fred Haskins Award as the nation's top collegiate golfer and led the Longhorns to a third-place team finish at the 1995 NCAA Championship; **Jordan Shipley (Football, 2006-09)**, a two-time All-American who finished his career as the Longhorns' all-time leader in receptions (248) and ranked second in receiving yards (3,191) and TD catches (33); **David Thomas (Football, 2002-05)**, a three-time All-Big 12 selection who finished his career as UT's all-time leader among tight ends in receptions (98), receiving yards (1,367) and TD catches (15) and a member of the 2005 National Championship team; and **P.J. Tucker (Basketball, 2003-06)**, a second-team All-American and Big 12 Player of the Year who led the Longhorns to the Elite Eight in 2005-06.
 - Vintage selections **Glenn Blackwood (Football, 1976-78)** and **Rick Bradley (Baseball, 1973-75)** in addition to Special Selection **Tom Penders (Basketball head coach, 1988-98)**, round out the men's class.
 - The 21st Women's Hall of Honor class includes: **Alexandria Anderson (Track & Field, 2006-09)**, a three-time NCAA individual champion and 20-time All-American who led the Longhorns to the 2006 NCAA Indoor team title; **Juliann Faucette Johnson (Volleyball, 2007-10)**, a three-time All-American, 2007 AVCA National Freshman of the Year and 2010 Big 12 Player of the Year who led Texas to three-straight NCAA Semifinals appearances; **Erika Hansen-Stebbins (Swimming & Diving, 1990-92)**, a two-time U.S. Olympic team member, an NCAA individual champion and nine-time All-American who guided UT to NCAA team titles in 1990 and 1991; **Kasey Moore Powers (Soccer, 2005-08)**, the only three-time United Soccer Coaches All-American in program history and a two-time Big 12 Defensive Player of the Year who led the Longhorns to four NCAA Tournament appearances, a pair of Big 12 tournament titles and the No. 1 ranking in the national polls for the only time in school history; and **Heather (Schreiber) Stark (Basketball, 2001-05)**, a four-time All-Big 12 selection and a 2004 Associated Press Honorable Mention All-American who helped Texas win two Big 12 regular-season titles, the 2003 Big 12 Tournament championship and advance to the 2003 Final Four.



GAME NOTES

HERMAN'S REDSHIRTS

- Head coach Tom Herman and staff have used redshirts to their advantage over the past two seasons, as 60 Longhorns have preserved a year of eligibility during Herman's tenure thus far.
- A look at the scholarship players who have redshirted during Herman's first three seasons on the Forty Acres:

Kobe Boyce, DB	2017
Samuel Cosmi, OL	2017
Rob Cummins, DL	2017
Montrell Estell, DB	2017
Reese Leitao, TE	2017
Jordan Pouncey, WR	2017
Ayodele Adeoye, LB	2018
Junior Angilau, OL	2018
John Burt, WR	2018
Daniel Carson, DL	2018
Jamari Chisholm, DL	2018
Keondre Coburn, DL	2018
Malcolm Epps, WR	2018
Rafiti Ghirmai, OL	2018
Christian Jones, OL	2018
Reese Moore, OL	2018
Moro Ojomo, DL	2018
Denzel Okafor, OL	2018
Casey Thompson, QB	2018
Byron Vaughns, LB	2018
Al'Vonte Woodard, WR	2018
Derrian Brown, RB	2019
Marques Caldwell, DB	2019
David Gbenda, LB	2019
Isaiah Hookfin, OL	2019
Tyler Johnson, OL	2019
Brayden Liebrock, TE	2019
Joshua Moore, WR	2019
Peter Mpagi, DL	2019
Josh Thompson, DB	2019
Marcus Tillman, Jr., LB	2019
Myron Warren, DL	2019
Kenyatta Watson II, DB	2019
Jordan Whittington, WR	2019

BOLD indicates player on 2020 roster

RUNNING WITH ROSCHON

- Sophomore RB Roschon Johnson logged 807 all-purpose yards (649 rush/158 rec) on 146 touches (123 rush/23 rec) during his first year at Texas.
- In Big 12 games, Johnson rushed for 485 yards on 92 carries (5.3 ypc) and scored seven touchdowns.
- He posted two 100-yard games on the ground, both coming against conference opponents.
- His first was a 121-yard effort on the road against West Virginia in October. In Morgantown, he averaged 5.8 yards per carry on 21 attempts and scored one touchdown. Johnson was named the Big 12 Newcomer of the Week for the first time in his career for his performance.
- His 121 rushing yards were the most by a Texas running back at the time since Chris Warren III ran for 166 against San Jose State on Sept. 9, 2017.
- Johnson's second 100-yard outing came in the regular-season finale against Texas Tech, where he totaled 105 rushing yards on 23 carries and scored three rushing touchdowns.
- Johnson was the only Big 12 competitor to rush for more than 100 yards and more than one touchdown during the final week of the regular season, helping him earn Big 12 Newcomer of the Week honors for a second time.
- Seven of Johnson's 23 carries (30.4%) resulted in either a first down or a touchdown against TTU.
- Johnson also rushed for 95 yards and a touchdown in the 2019 AT&T Red River Showdown, his first appearance against Oklahoma.
- His 95 rushing yards were the most by a Longhorn true freshman against the Sooners since Jamaal Charles logged 116 rushing yards in the 2005 Red River Showdown.
- Against OU, Johnson covered 70 yards in three plays (9 rec/57 rush/4 rush) and scored a touchdown to knot the game at 10-10 in the second quarter.
- The Port Neches, Texas native scored his first career touchdown on a 25-yard pass from QB Sam Ehlinger against Rice, and then notched his first rushing touchdown a week later against Oklahoma State in UT's Big 12 opener.
- Johnson was an early enrollee at quarterback for the Longhorns in 2019, but converted to the running back spot one week before the season opener against Louisiana Tech due to a slew of injuries to UT's backfield in training camp. He appeared in all 13 games and was one of three Longhorns to rush for more than 600 yards in 2019.
- He found the end zone for the Longhorns' lone rushing TD in the season opener against UTEP while averaging 4.8 yards per carry on eight rushes for 38 yards.
- Johnson totaled 63 rushing yards on five carries, led by a season-best 40-yard rush, against TCU. He also caught his first touchdown of the season on a seven-yard connection with QB Sam Ehlinger.

MOST RUSHING YARDS (SEASON - TRUE FRESHMEN)

Name	Yards	Year
1. Cedric Benson	1,053	2001
2. Ricky Williams	990	1995
3. Earl Campbell	928	1974
4. Jamaal Charles	878	2005
5. Malcolm Brown	779	2011
6. Keaontay Ingram	708	2018
7. Jonathan Gray	701	2012
8. Roschon Johnson	649	2019
9. Johnny "Lam" Jones	624	1976

BREWER'S BREAKOUT

- Senior TE Cade Brewer emerged as an offensive weapon for the Longhorns in 2019, and has continued that in the opening stages of the 2020 season.
- In Texas' season opener against UTEP, Brewer tied his career high with three catches for 40 yards and one touchdown.
- In 2019, Brewer started the first eight games of the season, missed the next four due to injury, and returned for Texas' triumph over No. 11 Utah in the Valero Alamo Bowl.
- He caught 11 passes for 159 yards and one touchdown during his junior season.
- Brewer's 14.5 yards per reception ranked third among Longhorn receivers with at least 10 catches, trailing only WRs Brennan Eagles (16.3) and Collin Johnson (14.7).
- Brewer logged multiple catches on three occasions for UT in 2019, highlighted by a three-catch, 71-yard effort against Kansas. That night, he hauled in a 51-yard pass from QB Sam Ehlinger in the fourth quarter to help set up Texas' go-ahead touchdown with less than three minutes remaining in the game.
- Brewer's three catches, 71 yards and 51-yard reception all are the best single-game marks of his career thus far.
- The Austin, Texas native also caught multiple passes against Oklahoma State, and in the season opener vs. Louisiana Tech.
- Brewer is a two-time Academic All-Big 12 First Team selection, and was named to the 2017-18 Academic All-Big 12 Rookie Team.

OSSAI'S EMERGENCE

- Junior JACK Joseph Ossai, a 2020 Bednarik Award candidate, is an anchor for Texas' defensive front and has racked up a team-high 31 tackles, 6.5 tackles for loss, one sacks, two pass breakups and two quarterback hurries this year. He has also forced two fumbles.
- Ossai logged eight tackles and one quarterback hurry in the 2020 season opener versus UTEP. The Conroe, Texas native helped the Longhorns hold UTEP to only 43 rushing yards on 33 carries (1.3 ypc) – Texas' best defensive effort against the run since 2018 vs. USC (-5 yards).
- After a quiet day by his standards against Texas Tech, Ossai roared back to form with a career-high 11 tackles, 3.5 tackles for loss and his first sack of the season versus TCU. He also notched one quarterback hurry and forced a fumble - a strip sack - against the Horned Frogs.
- He continued to be a force off the edge in the AT&T Red River Showdown, amassing 10 tackles, 1.5 tackles for loss and forced a fumble for the second-straight week.



Joseph Ossai

GAME NOTES

- His performance against OU placed him alongside Jordan Hicks (2014) as the only Longhorns over the last 20 seasons to record at least 30 total tackles and six tackles for loss in Texas' first four games of a season.
- In 2019, Ossai was one of Texas' most consistent performers, a year in which he started all 13 games, and led the Longhorns with 90 tackles, 13.5 tackles for loss, five sacks and nine quarterback hurries. He also intercepted two passes, forced one fumbled and blocked one kick.
- Ossai has registered at least eight tackles in 12 of his last 18 games, dating back to the 2019 Allstate Sugar Bowl win over No. 5 Georgia.
- He made at least eight tackles in eight of UT's final 10 games last season, including a career-high 10 against TCU on Oct. 26. His eight eight-tackle performances were tied for the second-most by a Longhorn in a season since 2000.
- His first eight-tackle performance of the season came against Oklahoma State in Austin. It was the first of five-straight outings with at least eight tackles.
- Ossai's best performance as a sophomore came in the Valero Alamo Bowl against No. 11 Utah. There, he accumulated nine tackles (six solo), six tackles for loss and three sacks en route to earning Defensive MVP honors.
- His three sacks were the most by a Longhorn in a bowl game since Alex Okafor set the school record with 4.5 sacks in the 2012 Alamo Bowl vs. Oregon State.
- Ossai is the only FBS player over the last 20 seasons to record at least six TFLs and three sacks in a bowl game.
- The Conroe, Texas native received All-Bowl recognition from the Associated Press, ESPN and Sports Illustrated following his breakout performance.
- The 2019 Alamo Bowl marked his second-straight bowl game with at least eight tackles. He put together an eight-tackle game as a starter in the Allstate Sugar Bowl against No. 5 Georgia as a redshirt freshman in 2018. He is one of only four Longhorns to do so in consecutive bowl games since 2000.
- During his freshman season, Ossai appeared in 14 games, starting against Kansas and Georgia. He registered 20 total tackles (13 solo), one sack and one forced fumble.

MOST GAMES WITH 8+ TACKLES (TOTAL - SINCE 2000)

Name	Games	Years
1. Malik Jefferson	14	2015-17
Steve Edmond	14	2011-14
3. Emmanuel Acho	13	2008-11
4. Joseph Ossai	12	2018-pr.
Jordan Hicks	12	2010-14
Keenan Robinson	12	2008-11
Michael Griffin	12	2003-06
8. Brandon Jones	10	2016-19
Kenny Vaccaro	10	2009-12
Roddrick Muckelroy	10	2006-09

MOST GAMES WITH 8+ TACKLES (SEASON - SINCE 2000)

Name	Games	Year
1. Emmanuel Acho	9	2011
2. Joseph Ossai	8	2019
Jordan Hicks	8	2014
Malik Jefferson	8	2017
5. Steve Edmond	7	2014
Michael Griffin	7	2005

STRONG AND STERNS

- Junior DB Caden Sterns has been an impact performer for the Longhorns since his arrival on campus. In that time, Sterns has logged 140 tackles (97 solo), 7.5 tackles for loss, two sacks, defended 11 passes, intercepted five and blocked one kick.
- In UT's 2020 Big 12 opener at Texas Tech, Sterns logged four solo tackles, broke up one pass and sealed the game with his first interception of the season on the Red Raiders' fourth-down attempt in overtime. It was Sterns' first interception since Oct. 2017 vs. Baylor.
- He improved his play the following week against TCU, notching a team-high 12 tackles before missing the AT&T Red River Showdown due to injury.
- Sterns played in nine games in 2019, competing in the first four games of the year and the final five. He missed UT's matchups against West Virginia, No. 6 Oklahoma, Kansas and TCU due to injury.
- Texas held its opponents under 25 points in seven of the nine games Sterns played in, including each of the last five games of the season. Three times Texas held its opponents under 15 points with Sterns in the lineup, highlighted by the Longhorns holding No. 11 Utah to just 10 points in the Valero Alamo Bowl.
- The Longhorns went 6-3 with Sterns on the field and 2-2 without him in 2019. They allowed 23.0 points per game when Sterns was in the lineup and 37.5 ppg during the four-game stretch when he was injured.
- In his shortened 2019 season, Sterns registered 58 tackles (43 solo), four tackles for loss and one sack. He posted at least five tackles in seven of nine appearances, including a career-high 12 tackles (10 solo) against Oklahoma State.
- He notched eight tackles, his first sack of the season, and two tackles for loss on the road against Iowa State.
- In 2018, Sterns was named the Big 12 Defensive Freshman of the Year, becoming the seventh Longhorn to earn the honor. Cory Redding (1999), Derrick Johnson (2001), Rodrigue Wright (2002), Brian Orakpo (2005), Quandre Diggs (2011) and Malik Jefferson (2015) were the others.
- Sterns started all 13 games in which he played as a freshman, missing only the Allstate Sugar Bowl due to injury. He was the first UT true freshman defensive back to start the first 13 games of his career since Blake Gideon (13-straight starts) in 2008.
- He registered 62 total tackles, three tackles for loss four interceptions, four pass breakups and a blocked field goal.
- Sterns had two interceptions against TCU and was named Thorpe Award Player of the Week, as well as Big 12 Newcomer of the Week, for his effort.
- He was the first true freshman at UT with two interceptions in a game since DeShon Elliott (2015) and just the third ever (Chris Carter, 1993).
- Sterns also had interceptions against Tulsa and Baylor, while his blocked field goal against USC was returned for a touchdown by Anthony Wheeler.

MOST INTERCEPTIONS (TRUE FRESHMEN)

Year	INT	Player
2018	4	Caden Sterns
2011	4	Quandre Diggs
1993	4	Chris Carter

JAMISON IN RAREFIED AIR

- Junior DB D'Shawn Jamison is one of only five Longhorns to return both a punt and kickoff for a touchdown during his career.
- Jamison returned a kickoff 98 yards late in the fourth quarter of a 48-13 win over Rice in 2019, and a 90-yard punt return against Kansas State in 2018.
- He joined Raymond Clayborn, Quan Cosby, Jordan Shipley and Selvin Young as the only Longhorns to achieve both feats.
- The junior defensive back also continued to flash his return skills against Kansas last year, when he recovered a blocked PAT and returned it 90-plus yards for a defensive two-point conversion.
- Earlier in the 2019 season against West Virginia, Jamison picked off two passes and logged four tackles. Jamison is the fourth Longhorn to intercept two passes in a game during Tom Herman's tenure as head coach (DeShon Elliott, twice; Antwan Davis; Caden Sterns).
- He bagged his team-high third interception of the season at Iowa State. Jamison also made a career-high nine tackles.
- Along with his three interceptions, Jamison tallied 35 total tackles, 3.5 tackles for loss and one forced fumble.
- Jamison started nine games for the Longhorns as a defensive back in 2019.

GRAHAM GETTING IT DONE

- Senior DL Ta'Quon Graham emerged last season as a force on the Texas defense. After starting in just two games prior to last year, he started all in 13 in 2019.
- Graham ranked second on the team last year in both sacks (3.5) and TFL (12.0) only trailing Joseph Ossai, and was second among defensive linemen in tackles with 31.
- Graham finished his season with one of his biggest games of the year, racking up four tackles, 2.5 tackles for loss and one sack in the Valero Alamo Bowl versus No. 11 Utah.

CHRIS BROWN'S COMING OUT PARTY

- Senior DB Chris Brown had a breakout season in 2019, starting 10 times, logging 46 tackles (37 solo), three tackles for loss, breaking up two passes and intercepting one.
- Brown's 46 tackles were the fourth-most by a Longhorn last season. His tally came despite missing three games (Kansas, at TCU, No. 16 Kansas State) due to injury.
- Notched six tackles in three of the first four games of the season, doing so against Louisiana Tech, No. 6 LSU and Oklahoma State. Also recorded a tackle for loss and pass breakup against both Louisiana Tech and LSU.
- Logged his second career interception during Texas' win over Oklahoma State.
- Registered five tackles, including one for a loss, in the AT&T Red River Showdown against No. 6 Oklahoma.
- After returning from injury, Brown logged six tackles on the road against both Iowa State and No. 13 Baylor, and then a career-high nine tackles, all unassisted, against Texas Tech on senior day.
- Prior to 2019, Brown had registered just 15 career tackles (13 solo) and one tackle for loss in 25 appearances.
- In Texas' 2020 Big 12 opener at Texas Tech, Brown logged four tackles, one tackle for loss and notched his second career interception. His interception came after the Red Raiders successfully recovered an onside kick, helping flip momentum, and field position, back in the Longhorns' favor.
- He made nine tackles, eight of which were unassisted, forced a fumble and recovered one vs. Oklahoma.

GAME NOTES

DYNAMIC DEMARVION

- Junior DB DeMarvion Overshown has played in 21 games and made six starts during his collegiate career, including four in 2020. He has registered 43 tackles (27 solo), 10.5 tackles for loss, two sacks, broke up six passes, intercepted two and forced one fumble.
- In 2020, he is second on the team with 3.5 TFL and tied for second with 24 total tackles.
- Overshown earned Defensive Player of the Game honors from the UT coaching staff after Texas' 59-3 win over UTEP. He registered four total tackles (three solo) and two tackles for loss against the Miners.
- He recorded seven tackles, one pass breakup and one quarterback hurry against TCU.
- Overshown made a career-high 11 tackles and returned an interception 29 yards vs. Oklahoma in the AT&T Red River Showdown.
- Overshown appeared in nine games and made starts against Kansas and at Baylor in 2019. He posted five tackles, two tackles for loss, one sack and one pass breakup against the Jayhawks during the first start of his career.
- Totaled 12 tackles (11 solo) and four tackles for loss over Texas' final four games of the 2019 season, including a five-tackle effort at Baylor.

THOMPSON'S TIME

- Junior DB Josh Thompson has played in 30 career games with six starts at Texas. In that time, he has registered 58 total tackles (43 solo), three tackles for loss, broken up two passes and intercepted one.
- Thompson impressed in the 2020 season opener, bagging two tackles and his first career interception.
- Thompson's performance earned him a 92.2 grade from Pro Football Focus, the second-best among defensive backs nationally in week two of the season.
- Thompson played in 26 games during his first three seasons on the Forty Acres, but missed the final nine games of the 2019 season due to injury.

ADIMORA ADDING TO DEFENSE

- Sophomore DB Chris Adimora, a second-year player in the secondary, has appeared in all 17 possible games during his collegiate career thus far.
- Adimora also earned his first career start in the 2020 season opener, starting at the SPUR position for defensive coordinator Chris Ash's defense.
- Adimora made six tackles, three of which were unassisted, against UTEP, helping the Longhorns hold the Miners to just 43 rushing yards on 33 carries (1.3 ypc). It was UT's best effort defensively against the run since 2018 vs. USC (-5 yards).
- In the Big 12 opener at Texas Tech, Adimora logged five tackles (four solo), broke up two passes and bagged his first career interception. His interception came after Texas Tech blocked a UT punt and took over at the Horns' 17-yard line. Adimora returned it 71 yards to the Texas Tech 19-yard line to flip field position and momentum into Texas' favor.
- In 2019, Adimora logged 10 tackles (7 solo), and broke up two passes. He logged a tackle and one pass breakup in the Valero Alamo Bowl vs. No. 11 Utah.

COLLINS CRUSH

- Freshman DL Alfred Collins made an immediate impact in his collegiate debut, registering two tackles and a sack. Collins is the first Longhorn freshman to record a sack in his first game since Jackson Jeffcoat in 2010 vs. Rice.
- In his first Big 12 action, a road contest at Texas Tech, Collins made four tackles, including one for a loss.
- He made his AT&T Red River Showdown debut on Oct. 10, notching two tackles and teaming up with Jacoby Jones to log his second sack of the season.
- Collins, a Bastrop, Texas native, was an All-America, all-state and three-time all-district honoree at Cedar Creek High School. He was twice named his district's defensive lineman of the year, and was selected to participate in the 2020 All-American Bowl.

A FAMILY TRADITION

- Junior LB Cort Jaquess has been a figurehead for the success of Texas' walk-on program in recent years. He has appeared in 26 consecutive games, and started twice for the Longhorns. His first career start came in the 2019 Valero Alamo Bowl vs. No. 11 Utah and the second in the 2020 season opener vs. UTEP.
- Jaquess registered five tackles in both games that he started. His five tackles against UTEP in the 2020 season opener were tied for the third-most on the team.
- He notched a career-high seven tackles, including 1.5 for a loss, against TCU in 2020.
- The San Antonio native joined the Longhorns prior to the 2017 season. He redshirted his first year with the program, played in nine games on special teams in 2018 and was placed on scholarship during fall camp prior to the 2019 season.
- Since earning a scholarship, Jaquess has appeared in 17-straight games for UT, contributing both on special teams and at linebacker.
- Jaquess is the son of former Texas defensive end Jay Jaquess, who was a three-year letterman for the Longhorns (1986-88).

BUSH PLACED ON SCHOLARSHIP

- Sophomore LB Jett Bush became the latest from Texas' walk-on program to earn a scholarship on Sept. 10, 2020, during a team meeting prior to the season opener.
- Bush, a Houston native, has appeared in 16 games during his time with the Longhorns, contributing primarily on special teams, but posted four tackles in the AT&T Red River Showdown.

DICKER THE KICKER

- Junior K Cameron Dicker has made 36 of his 49 career field goal attempts. He is 4-for-6 on field goals in 2020.
- Dicker booted two field goals and seven PATs in Texas' overtime win at Texas Tech on Sept. 26, making him the first UT kicker since Ryan Bailey vs. Rice in 2007 to log multiple made field goals and at least seven successful PATs.
- The junior also recorded touchbacks on all nine of his kickoffs against the Red Raiders.
- He was 14-for-18 (78%) on field goal tries in 2019. His 18 makes in 2018 were the most by a freshman in UT history.
- Dicker converted on two field goals, including the game-winning 26-yard try as time expired, to help lift Texas to a 27-24 win over No. 16 Kansas State.
- It was the Longhorns' second-straight outing at Darrell K Royal-Texas Memorial Stadium that Dicker capped with a game-winning field goal as time-expired.
- He also did so with a 33-yard effort against Kansas to give the Horns a 50-48 win.
- Dicker is the only player in Texas history to record two walk-off plays during their career, both of which have come this season.
- The sophomore's clutch kick against K-State marked his third career game-winning field goal. His first was a 40-yard effort with nine seconds left that gave Texas a 48-45 win over No. 7 Oklahoma in the 2018 AT&T Red River Showdown.
- Dicker made both of his field goal tries against No. 6 Oklahoma in last year's edition AT&T Red River Showdown.
- He booted a 57-yard field goal against Rice on Sept. 14. It was the longest made kick by a Longhorn since Jeff Ward's 57-yarder at Texas A&M on Nov. 28, 1985.
- It is also tied for the longest field goal in the FBS this season. Illinois' James McCourt and Penn State's Jordan Stout both also made 57-yard tries on Sept. 14.
- He sent a 48-yard kick sailing through the uprights as time expired at the end of the first half against No. 13 Baylor on Nov. 23. His long-range kick put Texas on the board against the Bears and helped close the Longhorns' deficit to just four points at halftime.



Chris Adimora

GAME NOTES

FIRST TIMERS

- Six Longhorns made their first career starts at Texas in the 2020 season opener, with five of those coming on the offensive side of the ball.
- The Longhorns who made their first UT start were DB Chris Adimora, WR Tarik Black, RB Roschon Johnson, OL Christian Jones, WR Joshua Moore and WR Jordan Whittington.
- Nineteen players played in their first game at Texas during the season opener.
- Sophomore WR Jake Smith made his first career start, and freshman WR Kelvontay Dixon made his collegiate debut against TCU.

LONGHORNS IN THE NFL

- Currently, the Texas Football program has 31 former players on NFL rosters, including five from its 2019 team.
- Of the 31 Longhorns on rosters this season, four have been selected to the Pro Bowl at least once. Free agent safety Earl Thomas leads all Longhorns historically with seven Pro Bowl selections in his decade-long professional career.
- During Tom Herman's stint as Texas head coach, the Longhorns have had nine players picked in the NFL Draft, including three in 2020. That ranks as UT's best three-year stretch of producing NFL Draft talent since 10 Longhorns were drafted from 2011-13.
- In 2020, the Miami Dolphins selected Brandon Jones with the 70th overall pick (third round) and made him the first Longhorn off the board. Wide receiver Devin Duvernay followed shortly thereafter, being selected by the Baltimore Ravens with the 92nd overall pick (third round). Duvernay's fellow receiver, Collin Johnson, completed UT's trio of NFL Draft picks when he was selected by the Jacksonville Jaguars with the 165th overall pick (fifth round).
- Duvernay and Johnson's selections marked the first time Texas had two offensive players selected in the same draft since 2010, when WR Jordan Shipley and QB Colt McCoy were taken with back-to-back picks in the third round.
- The trio's teammates, DL Malcolm Roach and OL Zach Shackelford, signed with the New Orleans Saints and Tampa Bay Buccaneers, respectively, as undrafted free agents following the 2020 NFL Draft.
- All five Longhorns to join the NFL in the spring were team captains at Texas last season. Duvernay, Johnson, Jones and Roach all made their team's respective 53-man rosters this fall.

A FREQUENT FACE IN THE AP POLL

- Texas has made 735 all-time appearances in the Associated Press Top 25, which debuted in 1936. Oklahoma and West Virginia are the league's only other current members to feature in the AP Top 25 on more than 300 occasions.
- The Longhorns' AP Top 25 history includes 54 preseason poll appearances (34 top-10), including four-straight under head coach Tom Herman, 45 total weeks at No. 1, and 48 appearances in the final poll (27 top-10).
- Texas has been ranked in 27 of the last 36 AP Polls, dating back to week five of the 2018 season. That stretch includes a streak of 21-straight appearances in the AP Top 25, the Longhorns' best run in the national poll under Herman.
- A 162-week run that covered 11 years (2000-10) ranks as UT's longest consecutive streak of being ranked in the AP Top 25 in program history.

MOST AP TOP 25 APPEARANCES (BIG 12 PROGRAMS, ALL-TIME)

Rank	Current Rank	App.
1. Oklahoma	RV	850
2. Texas	RV	735
3. West Virginia	RV	304
4. Oklahoma State	No. 6	251
5. TCU	NR	243
6. Kansas State	No. 20	216
7. Baylor	NR	211
8. Texas Tech	NR	141
9. Kansas	NR	109
10. Iowa State	No. 17	55

TEXAS' WALK-OFF WINS

- Cameron Dicker's 26-yard walk-off field goal against No. 16 Kansas State last year was the ninth last-second win in UT history and second of 2019. A look at the full list of Texas' game-winning plays as time expired:
- Brett Stafford to Tony Jones..... Pass (18) 16-14 win over No. 15 Arkansas 1987
- Phil Dawson..... 50-yd FG 17-16 win over No. 14 Virginia..... 1995
- Kris Stockton 18-yd FG 44-41 win over Iowa State 1999
- Dusty Mangum 37-yd FG 38-37 win over Michigan..... 2004
- Ryan Bailey 40-yd FG 38-35 win over Oklahoma State 2007
- Hunter Lawrence..... 46-yd FG 13-12 win over No. 21 Nebraska..... 2009
- Justin Tucker 40-yd FG 27-25 win over Texas A&M 2011
- Cameron Dicker 33-yd FG 50-48 win over Kansas 2019
- Cameron Dicker 26-yd FG 27-24 win over No. 16 Kansas State 2019

*Cameron Dicker's game-winning field goals came in consecutive home games. Before UT's last-second wins over Kansas and No. 16 Kansas State, the Longhorns had won only three of their first 675 home contests all-time on the game's final play, per ESPN Stats & Info.

CLUTCH KICKS (SINCE 1995)

- **Nov. 9, 2019 vs. No. 16 Kansas State (Austin, Texas):** Cameron Dicker 26-yarder as time expired (W, 27-24).
- **Oct. 19, 2019 vs. Kansas (Austin, Texas):** Cameron Dicker 33-yarder as time expired (W, 50-48).
- **Oct. 6, 2018 vs. No. 7 Oklahoma (Dallas, Texas):** Cameron Dicker 40-yarder with nine seconds left in the AT&T Red River Showdown (W, 48-45).
- **Oct. 29, 2016 vs. No. 8 Baylor (Austin, Texas):** Trent Domingue 39-yarder with 46 seconds left (W, 35-34).
- **Oct. 18, 2014 vs. Iowa State (Austin, Texas):** Nick Rose 21-yarder with three seconds left (W, 48-45).
- **Nov. 24, 2011 at Texas A&M (College Station, Texas):** Justin Tucker 40-yarder as time expired (W, 27-25).
- **Dec. 5, 2009 vs. No. 21 Nebraska (Arlington, Texas):** Hunter Lawrence 46-yarder as time expired in Big 12 Championship Game (W, 13-12).
- **Nov. 3, 2007 at Oklahoma State (Stillwater, Okla.):** Ryan Bailey 40-yarder as time expired (W, 38-35).
- **Oct. 21, 2006 at No. 17 Nebraska (Lincoln, Neb.):** Ryan Bailey 22-yarder with 23 seconds left (W, 22-20).
- **Jan. 1, 2005 vs. No. 13 Michigan (Pasadena, Calif.):** Dusty Mangum 37-yarder as time expired in Rose Bowl (W, 38-37).
- **Oct. 30, 1999 at Iowa State (Ames, Iowa):** Kris Stockton 18-yarder as time expired (W, 44-41).
- **Nov. 27, 1998 vs. No. 6 Texas A&M (Austin, Texas):** Kris Stockton 24-yarder with five seconds left (W, 26-24).
- **Nov. 7, 1998 vs. Oklahoma State (Austin, Texas):** Kris Stockton 29-yarder with three seconds left (W, 37-34).
- **Oct. 21, 1995 vs. No. 14 Virginia (Austin, Texas):** Phil Dawson 50-yarder as time expired (W, 17-16).

SPECIAL FORCES



The Longhorns special teams units are called **Special Forces** and named after Frank Denius, who was one of the 10 most decorated soldiers to serve in World War II. Denius stormed Omaha Beach in Normandy at age 19.



The punt return unit is called **Posse**, as the unit must work together as a brotherhood. The unit honors 1959 Longhorn Hall of Honor inductee, Maj. Gen. Kearie Lee Berry, who survived the Bataan Death March and 40 months as a Prisoner of War during World War II.



The kickoff unit is named **Cobra Strike** after Operation Cobra. Denius served with the 230th Field Artillery Battalion during the operation that broke through German defenses that had pinned down Allied forces in Normandy for seven weeks following the D-Day landings.



The kickoff return unit is named **Six** in honor of a University of Texas graduate who served on SEAL Team Six but was killed in action in a 2011 helicopter crash. The unit's logo was designed by his best friend and depicts the Gold Squadron logo for which he was a member.



The punt unit is dubbed the **A-Team** in honor of former UT long snapper Nate Boyer. He served six years in the Green Beret Special Forces unit as part of Operational Detachment Alpha (ODA), also known as an SFOD-A or A-Team, prior to joining UT Football in 2010.



The field goal unit is named **Sniper**, as the kicker needs pinpoint accuracy to succeed. The unit is named in honor of proud Texan Chris Kyle, a Navy SEAL veteran who earned numerous medals during his tours in Iraq and regularly referenced his love of the Longhorns in his book 'American Sniper.'

GAME NOTES

LONGHORNS IN THE NFL

ACTIVE	TEAM
Calvin Anderson	Denver Broncos
Andrew Beck	Denver Broncos
Kris Boyd	Minnesota Vikings
Malcolm Brown	Los Angeles Rams
Malcom Brown	New Orleans Saints
Michael Dickson	Seattle Seahawks
Quandre Diggs	Seattle Seahawks
Devin Duvernay	Baltimore Ravens
DeShon Elliott	Baltimore Ravens
Poona Ford	Seattle Seahawks
D'Onta Foreman [^]	Tennessee Titans
Marquise Goodwin #	Philadelphia Eagles
Jordan Hicks	Arizona Cardinals
Holton Hill	Minnesota Vikings
Trey Hopkins	Cincinnati Bengals
Lil' Jordan Humphrey [^]	New Orleans Saints
Malik Jefferson	Los Angeles Chargers
Collin Johnson	Jacksonville Jaguars
Marcus Johnson	Indianapolis Colts
Brandon Jones	Miami Dolphins
P.J. Locke III [^]	Denver Broncos
Colt McCoy	New York Giants
Alex Okafor	Kansas City Chiefs
Charles Omenihu	Houston Texans
Adrian Phillips	New England Patriots
Hassan Ridgeway	Philadelphia Eagles
Malcolm Roach	New Orleans Saints
Zach Shackelford [^]	Tampa Bay Buccaneers
Geoff Swaim	Tennessee Titans
Justin Tucker	Baltimore Ravens
Kenny Vaccaro	Tennessee Titans
Connor Williams	Dallas Cowboys

HEAD COACHES	TEAM
Kyle Shanahan	San Francisco 49ers

ASSISTANT COACHES	TEAM
Jerry Gray	Green Bay Packers
Richard Hightower	San Francisco 49ers

opted out of 2020 season // ^ practice squad
List last updated on Sunday, Oct. 18

HERMAN'S UT NFL DRAFT PICKS

Name, Pos.	Team	Round	Year
Kris Boyd, DB	Vikings	7th	2019
Michael Dickson, P	Seahawks	5th	2018
Devin Duvernay, WR	Ravens	3rd	2020
DeShon Elliott, DB	Ravens	6th	2018
Malik Jefferson, LB	Bengals	3rd	2018
Collin Johnson, WR	Jaguars	5th	2020
Brandon Jones, DB	Dolphins	3rd	2020
Charles Omenihu, DL	Texas	5th	2019
Connor Williams, OL	Cowboys	2nd	2018

AGAINST THE NATION'S BEST

- Texas holds a unique distinction as the only team in the country to face each of the past three Heisman winners and No. 1 overall picks in the NFL Draft (Baker Mayfield, 2017; Kyler Murray twice, 2018; Joe Burrow, 2019).
- The Longhorns are only the fifth team to face the Heisman Trophy winner in three consecutive seasons since 2000 (Kansas State and Colorado, 2001-03; UCLA, 2002-05; Chattanooga, 2008-10). UT is the only school of that group to face three-straight Heisman Trophy winners who also went on to be the No. 1 overall pick in the NFL Draft.
- Senior QB Sam Ehlinger started all four of those games for UT. He completed 97-of-157 passes for 1,342 yards (335.5 ypg), nine touchdowns and only one interception. He also carried the ball 75 times for 280 yards (70.0 ypg) and seven touchdowns.
- In his four matchups opposite the eventual Heisman-winning quarterback, Ehlinger averaged 405.5 yards of total offense and four total touchdowns per game.

THE NATION IS WATCHING

- Five of Texas' games in 2019 garnered huge television audiences. ABC's featured telecast, "Saturday Night Football", broadcasted both the LSU and Oklahoma State games and brought in ABC/ESPN's largest viewership for that weekend in each of those games. When totaled with an Oct. 5 matchup at West Virginia, UT's three games on ABC last season recorded a combined 15.7 million viewers.
- Dating back to 2018, the Longhorns have had 11 games pull in audiences of three million or more viewers. Including an audience of 13.3 million tuning in to the Allstate Sugar Bowl (ESPN) and 10.3 million viewers watching the 2018 Big 12 Championship game (ABC), those 11 games over the past three seasons have tallied a total of 69.1 million viewers. Seven of those 11 broadcasts were the respective network's top-rated game of the weekend. The 2019 Alamo Bowl was the second-highest rated non-New Year's Six bowl game.

TEXAS' TOP-RATED TV BROADCASTS (SINCE 2018)

Date	Game (Network)	TV Households
10/10/20	vs. Oklahoma (FOX)	4.8 million*
12/31/19	vs. Utah (ESPN)	5.6 million
10/12/19	vs. Oklahoma (FOX)	7.2 million*
10/5/19	at West Virginia (ABC)	3.2 million
9/21/19	Oklahoma State (ABC)	3.8 million*
9/7/19	LSU (ABC)	8.7 million*
1/1/19	vs. Georgia (ESPN)	13.3 million
12/1/18	vs. Oklahoma (ABC)	10.3 million
10/27/18	at Oklahoma State (ABC)	3.6 million*
10/6/18	vs. Oklahoma (FOX)	5.6 million*
9/15/18	USC (FOX)	3 million*

SHINING ON THE BIGGEST STAGE

- Texas has long been one of the nation's best when competing on college football's biggest stages. A look at where the Longhorns rank among the nation's elite during the BCS/New Year's 6/College Football Playoff eras (since 1998/min. 5 appearances):

School	Record	Last App.	Win %
LSU	7-1	2019	0.875
Texas	4-1	2018	0.800
USC	7-2	2017	0.778
Florida	7-2	2019	0.778
Ohio State	11-6	2019	0.647
Clemson	7-4	2019	0.636
Oregon	5-3	2019	0.625
Alabama	9-6	2018	0.600
Penn State	3-2	2019	0.600
Miami (FL)	3-2	2017	0.600
Georgia	5-4	2019	0.556
Wisconsin	4-4	2019	0.500
Stanford	3-3	2016	0.500
Auburn	2-3	2018	0.400
Florida State	4-7	2016	0.364
Oklahoma	5-9	2019	0.357
Michigan	2-5	2018	0.286
Virginia Tech	1-5	2012	0.167
Notre Dame	0-6	2018	0.000

TEXAS' BCS/NY6 BOWL GAMES (SINCE 1998)

Year	Bowl Game (Opponent)	Result
2004	Rose Bowl (Michigan)	W, 38-37
2005	Rose Bowl (USC)*	W, 41-38
2008	Fiesta Bowl (Ohio State)	W, 24-21
2009	BCS Nat'l Championship (Alabama)*	L, 21-37
2018	Sugar Bowl (Georgia)	W, 28-21

*indicates BCS National Championship Game

CAMPBELL-WILLIAMS FIELD DEDICATION

- At the request of the Jamail family, Joe Jamail Field has been renamed in honor of Longhorn Legends and Heisman Trophy winners Earl Campbell (1974-77) and Ricky Williams (1995-98).
- Campbell, the famed "Tyler Rose," holds a special place in The University of Texas and state of Texas' football history. As a senior at UT in 1977, Campbell became the first Longhorn to win the Heisman Trophy after he rushed for 1,744 yards – a Southwest Conference record that stood for 16 years – and 19 touchdowns. He led the nation in rushing and scoring, and posted a pair of 200-yard games on the road against Texas A&M (222 yards) and SMU (213 yards). Campbell also set a Texas record for 100-yard rushing games that season (10).
- Williams, a San Diego native, completed his UT career with 21 NCAA and 46 school records under his name en route to becoming Texas' second Heisman Trophy winner in 1998. He was a three-time first-team all-conference pick, a two-time Big 12 Offensive Player of the Year and only the second player to twice win the Doak Walker Award (nation's top running back). Williams' career culminated in his final home game, on the field now named in his honor, when he surpassed Tony Dorsett's 22-year-old NCAA rushing record.
- The field at Darrell K Royal-Texas Memorial Stadium was originally named after Joe Jamail in 1997 to honor the lifelong Longhorn's immense contributions to The University of Texas' athletic department.

GAME NOTES

FIVE OF COLLEGE FOOTBALL'S BEST

- In January, ESPN unveiled its list of the 150 greatest players in college football history. That list featured five Longhorns, all of whom ranked among the top-85 players of all-time, as voted on by a panel of 150 media members, college administrators, and former coaches and players.
- The five Longhorns featured were RB Earl Campbell (No. 7), LB/G Tommy Nobis (No. 54), RB Ricky Williams (No. 57), QB Bobby Layne (No. 75) and QB Vince Young (No. 81).
- Texas was joined by Ohio State and Pitt as the only programs to feature five players in the top-85.
- Campbell and Williams, the Longhorns' two Heisman Trophy-winning running backs, made UT one of seven programs to place two running backs in the top-60.
- ESPN's note on each of the five Longhorns featured on the list of college football's 150 greatest players:

No. 7 | Earl Campbell | RB | 1974-77

"Darrell Royal won a fierce recruiting battle for the Tyler (Texas) Rose, as Campbell would become known. Campbell rushed for 2,046 yards in his first two seasons in Austin. Bedeviled by hamstring problems and 20 pounds of extra weight, Campbell struggled as a junior. He missed three games and never showed that downhill beer-truck style that made him so dangerous. Campbell got healthy, lost the 20 pounds, and -- under new head coach Fred Akers -- rushed for 1,744 yards, 6.5 yards at a time. He won the 1977 Heisman Trophy vote in a runaway, like a beer truck going downhill."

No. 54 | Tommy Nobis | LB/G | 1963-65

"After watching Nobis suffocate Heisman Trophy-winning quarterback Roger Staubach in a 28-6 victory over Navy in the 1964 Cotton Bowl, Army coach Paul Dietzel called Nobis "the finest linebacker I've ever seen in college." Nobis was the only sophomore starter on Texas' 1963 national championship team -- and he still played both ways, at linebacker and guard, after the rules were changed in 1964 to allow two-platoon football. As a junior, Nobis made one of the most famous tackles in Orange Bowl history, stopping Alabama's Joe Namath at the goal line on fourth-and-inches to preserve UT's 21-17 decision. Nobis was a two-time All-American in 1964 and '65, averaged nearly 20 tackles per game and won the Outland Trophy and Maxwell Award as a senior."

No. 57 | Ricky Williams | RB | 1995-98

"After Williams surprised nearly everyone by announcing he would return for his senior season, instead of entering the NFL draft, newly hired Longhorns coach Mack Brown said, "We have just had a successful recruiting class. This is our first signee. He's the best football player in the country returning next year." Williams was exactly that during the 1998 season, winning the Heisman Trophy, Maxwell Award and Walter Camp Player of the Year Award. He left Texas as the NCAA's all-time leading rusher with 6,279 yards and posted three consecutive 1,000-yard seasons. He set 21 NCAA records, including all-purpose yards (7,206) and rushing touchdowns (72). The two-time unanimous All-American is the only player in FBS history with consecutive 300-yard rushing games."

No. 75 | Bobby Layne | QB | 1944-47

"Layne was so good as a freshman at Texas that another heralded recruit, future Pro Football Hall of Famer Y.A. Tittle, transferred to LSU after only two weeks of preseason camp. Layne led the Longhorns to within one point of a Southwest Conference title as a freshman and returned from the Merchant Marines the next season to win an SWC championship. In the 1946 Cotton Bowl, Layne completed 11 of 12 passes, rushed for three touchdowns, passed for two and caught another one in a 40-27 victory over Missouri. As a senior, he guided UT to a 10-1 record and 27-0 shutout of Alabama in the Sugar Bowl."

No. 81 | Vince Young | QB | 2003-05

"Young won his final 20 games at Texas but is synonymous for one moment in time: his fourth-down touchdown run with 19 seconds left in a 41-38 victory over USC in the 2006 Rose Bowl, which gave the Longhorns their first national title in 35 years. It was one of the greatest individual performances in the sport's history: 267 passing yards and 200 rushing yards to end USC's 34-game winning streak and deny the Trojans a third straight national title. In 2005, Young became the first FBS player to throw for more than 3,000 yards and rush for more than 1,000 yards in a season. He finished as the Heisman runner-up. A year earlier, he was the Rose Bowl MVP after running for 192 yards and four touchdowns while passing for 180 yards and another score in a 38-37 win over Michigan."

'YOU SEE US DIFFERENTLY'

- In advance of the 2020 football season, the Big 12 Conference released its public service announcement (PSA), You See Us Differently. In an ongoing effort to confront racism and social injustice, Big 12 student-athletes lent their voices to a series of 30- and 60-second ads.
- 'You See Us Differently' illustrates how millions of fans come together to cheer for and support the student-athletes of their favorite teams when on the field, and yet some fans still don't see those same student-athletes as equal off the field.
- Since May, the Big 12 and its member institutions have worked to create, administer and execute a multi-faceted diversity and inclusion plan. Beyond the PSA campaign, other activities include:
 - Chief Diversity Officers: Comprised of senior campus executives representing each of the 10 member institutions to enhance the experience of black student-athletes.
 - Black Student-Athlete Council: One male and one female student-athlete from each campus works hand-in-hand with the Chief Diversity Officer on diversity and inclusion efforts and programs.
 - Voter Registration: Development of a voter registration program with built-in accountability mechanisms and resources that ensure student-athletes have every opportunity to cast a ballot.
 - Internship Program: Initiating a new program that pairs student-athletes of color with corporate opportunities.
 - Uniforms: Option for teams to include a Conference approved and uniformed social justice/unity game-jersey patch or helmet sticker, and slogans on warm-up shirts. Additionally, a Big 12-branded unity helmet sticker will also be featured.
 - Unity Messages: Each campus will incorporate a Unity Message into its pre-game run of show. Messages can include PA announcements, and student-athlete videos, which will run prior to the start of competition.
 - Over 40 football student-athletes are featured in the You See Us Differently spots. Separate ads will be

produced in the voices of women's basketball, men's basketball and Olympic sport Big 12 athletes. The Conference will use the majority of its PSA inventory to air these ads during the athletic year and will also create football sport specific ads for each member institution. These ads will run during broadcast of Big 12 Conference controlled inventory on ESPN/ABC and FOX platforms, and Big 12 Now on ESPN+.

LONGHORN LEGEND JOHN HENDERSON PASSES AWAY

- Texas Football letterman John Henderson (1935) passed away on Friday, Oct. 16. Henderson, who was the oldest living Longhorn Letterman, was 107 years old.
- Last November, Henderson and his wife Charlotte, who is 105 years old, were named the oldest living married couple in the world by the Guinness World Records. John was born on Dec. 24, 1912, and Charlotte was born on Nov. 8, 1914.
- The Hendersons met while in class at The University of Texas in 1934. They continued dating through college while Charlotte was studying to become a teacher and John was a student-athlete completing his education degree, as well as playing football in an era of leather helmets and no facemasks.
- A 1935 letterman as a senior, Henderson played under head coach Clyde Littlefield for his first two seasons, followed by Jack Chevigny for his final two. To support himself, Henderson worked at Gregory Gymnasium for two hours a day to earn \$30 a month.
- The Hendersons married in 1939 during the Great Depression and spent just \$7 on the hotel room for their honeymoon. They later moved to Port Arthur, where John coached and taught at a junior high school for three years. He then took a job at Humble Oil and Refinery Co., later to become Exxon, where he worked for the next 36 years, first in the controllers department, and then as head of business services. The couple celebrated 80 years of marriage on Dec. 15, 2019.
- A charter member of the Longhorn Foundation and longtime season ticket holder, Henderson would travel to Austin for football games and attended at least one for 84 consecutive seasons up until 2019. In 2009, he returned to Austin as the first resident of Longhorn Village, a retirement community for the school's alumni, where he lived until his passing.
- Texas recognized Henderson as the oldest living Longhorn Letterman during Texas' win over Louisiana Tech in 2019. He also served as the Longhorns' honorary captain prior to a victory over Kansas State in 2013.

COACHING STAFF

TOM HERMAN



HEAD COACH



A Texas Ex and former University of Texas graduate assistant with deep ties to the state of Texas, Tom Herman was named the 30th Head Football Coach at The University of Texas on Nov. 26, 2016. He is in his fourth season at UT in 2020 and his sixth season overall as a head coach.

He has amassed 27 wins at Texas so far, and the 25 in his first three seasons are the third-most by any head coach in their first three seasons at UT. Herman's 25-15 record in that span is also a nine-win improvement on Texas' record from the three years prior to his arrival (16-21) in Austin. That ranks as the second-best improvement by a Longhorn head coach during his first three seasons in charge (12 wins, Darrell Royal - 1957-59).

Herman led the Longhorns to a 8-5 mark in 2019, marking his third-straight winning season at the helm in Austin. The Texas head coach has led his teams to bowl games in all three seasons at UT and in all five seasons overall as a head coach. Nine Longhorns earned All-Big 12 recognition under Herman in 2019 with WR Devin Duvernay and OL Zach Shackelford both collecting first-team honors. DB Brandon Jones and OL Samuel Cosmi both were named second-team performers.

QB Sam Ehlinger became only the third Longhorn to surpass 4,000 yards of total offense in a season, joining Longhorn Legends Vince Young (2005) and Colt McCoy (2008) in that exclusive club. Ehlinger has totaled 39 touchdowns in 2019, the third-most in school history. The offense ranked 17th nationally in scoring offense, 14th in total offense and converted third downs at the seventh-best rate of any team in the FBS.

Texas surrendered the fewest turnovers of any Big 12 team. The Horns also were a top-10 team offensively in the red zone. On defense, the Longhorns stuffed opponents on fourth down and turned opponents over 19 times. UT's plus-five turnover margin ranked 33rd nationally and the Longhorns were a top-20 team in the country defensively on fourth downs.

In 2018, Herman led his Longhorns to a 10-4 mark, Sugar Bowl victory and a Big 12 Championship Game appearance in just his second season at the helm. The 2019 Allstate Sugar Bowl marked Herman's second appearance in a NY6 Bowl Game in just four seasons. DE Charles Omenihu was named Big 12 Defensive Lineman of the Year, while S Caden Sterns was UT's seventh all-time Big 12 Defensive Freshman of the Year. In total, 18 Longhorns garnered All-Big 12 recognition, including four on the first team. In all, 10 players went on to an NFL opportunity, including draft picks Omenihu and CB Kris Boyd.

QB Sam Ehlinger became the only player in UT history to pass for at least 25 touchdowns and rush for at least 15 in a season, while the Longhorns controlled the ball and kept it secure in 2018. The offense ranked 22nd in the nation in time of possession despite playing in the fast-paced Big 12, along with being 12th in total first downs. Texas was also tied for 15th in turnover margin at plus-nine, and tied for fourth in turnovers lost with just 11. The offense had a stretch of 295 total plays, including three straight full games without a turnover, leading to a total of five turnover free games for the season. On defense, Texas continued in its strengths of strong red zone defense, ranking 17th nationally, and stopping the run, allowing just 131.4 yards per game to rank 28th.

In his first season at Texas, Herman guided the Longhorns to a 7-6 record and a victory in the Academy Sports + Outdoors Texas Bowl over Missouri. Both P Michael Dickson and S DeShon Elliott were named unanimous All-Americans, with Dickson becoming UT's first-ever winner of the Ray Guy Award.

Seven players were named All-Big 12 and 14 were named to the Academic All-Big 12 teams. Linebacker Malik Jefferson was named Big 12 Conference Co-Defensive Player of the Year, defensive lineman Poona Ford was named the Big 12 Conference's Defensive Lineman of the Year, and punter Michael Dickson was named Big 12 Conference Special Teams Player of the Year for the second straight season. Elliott joined the trio of players of the year as a unanimous first team All-Big 12 selection.

Texas was stout defensively, finishing third nationally in third-down defense (.271) and seventh nationally in fourth-down defense (.300). The Longhorns finished eighth nationally in rushing defense (106.8 ypg) and 41st in total defense (365.6), after finishing the 2016 season 76th and 94th, respectively. UT had eight non-offensive touchdowns (five interceptions, two fumble returns, one punt return) in 2017 after not recording any during the previous season.

Herman saw 12 players earn an opportunity in the NFL following his first season, including four Longhorns being selected in the 2018 NFL Draft. Offensive lineman Connor Williams was taken in the second round by the Dallas Cowboys, Jefferson went in the third round to the Cincinnati Bengals, Dickson was selected in the fifth round by the Seattle Seahawks and Elliott was drafted by the Baltimore Ravens in the sixth round.

Herman came to Texas after compiling a 22-4 record in two seasons at Houston, the fourth-best record in the FBS in that span. His first season as head coach at Texas will mark his 14th spent in the state of Texas out of 20 years coaching on the collegiate level. That includes his time as a graduate assistant at UT (1999-2000), where he earned a master's degree in education.

Following his first season at UH, Herman was named a finalist for the Eddie Robinson and Bear Bryant Coach of the Year Awards, while also being chosen as the Football Writers Association of America's First-Year Coach of the Year and the American Athletic Conference's Co-Coach of the Year.

THE HERMAN FILE

PERSONAL

Hometown Simi Valley, California
 College Cal Lutheran (1997), Texas (2000)
 Wife Michelle
 Children Priya, TD, Maverick

YEAR-BY-YEAR

AS HEAD COACH			
Year	School	Record	Postseason
2020	Texas	2-2	TBD
2019	Texas	8-5	Alamo Bowl
2018	Texas	10-4	Sugar Bowl
2017	Texas	7-6	Texas Bowl
2016	Houston	9-3	Las Vegas Bowl*
2015	Houston	13-1	Peach Bowl
CAREER RECORD (6th season)		49-21 (.700)	
BOWL RECORD		4-0 (1.000)	

*Did not coach in Las Vegas Bowl

AS ASSISTANT COACH			
Year	School (Position)	Record	Postseason
2014	Ohio State (OC/QBs)		CFP National Champions
2013	Ohio State (OC/QBs)		Orange Bowl
2012	Ohio State (OC/QBs)		
2011	Iowa State (OC/QBs)		Pinstripe Bowl
2010	Iowa State (OC/QBs)		
2009	Iowa State (OC/QBs)		Insight Bowl
2008	Rice (OC/QBs)		Texas Bowl
2007	Rice (OC/QBs)		
2006	Texas State (OC/QBs)		
2005	Texas State (OC/QBs)		FCS Semifinals
2004	Sam Houston State (ST/WRs)		FCS Semifinals
2003	Sam Houston State (ST/WRs)		
2002	Sam Houston State (ST/WRs)		
2001	Sam Houston State (ST/WRs)		FCS Quarterfinals
2000	Texas (Offensive GA)		Holiday Bowl
1999	Texas (Offensive GA)		Orange Bowl
1998	Texas Lutheran (WRs)		

RECORD BY OPPONENT

Opponent	Overall	At Texas
Baylor	2-1	2-1
Central Florida (UCF)	2-0	0-0
Cincinnati	2-0	0-0
Connecticut	1-1	0-0
Florida State	1-0	0-0
Georgia	1-0	1-0
Iowa State	2-1	2-1
Kansas	3-0	3-0
Kansas State	3-0	3-0
Lamar	1-0	0-0
Louisiana Tech	1-0	1-0
Louisville	2-0	0-0
LSU	0-1	0-1
Maryland	0-2	0-2
Memphis	1-1	0-0
Missouri	1-0	1-0
Navy	1-1	0-0
Oklahoma	2-4	1-4
Oklahoma State	1-2	1-2
Rice	1-0	1-0
San Jose State	1-0	1-0
Southern California (USC)	1-1	1-1
Southern Methodist (SMU)	1-1	0-0
TCU	1-3	1-3
Temple	1-0	0-0
Tennessee Tech	1-0	0-0
Texas State	2-0	0-0
Texas Tech	3-1	3-1
Tulane	2-0	0-0
Tulsa	3-0	1-0
Utah	1-0	1-0
UTEP	1-0	1-0
Vanderbilt	1-0	0-0
West Virginia	2-1	2-1
OVERALL	49-21	27-17
BOWL GAMES	4-0	3-0

COACHING STAFF

THE HERMAN FILE (CONT.)

Herman's Record When	As Head Coach	At Texas
Overall.....	49-21	27-17
Conference.....	30-16	18-12
Non-conference.....	19-4	9-4
Home.....	28-6	14-6
Away.....	15-11	9-7
Neutral.....	6-4	4-4
Day game.....	21-16	13-13
Night game.....	28-2	14-1
vs. unranked teams.....	35-12	19-8
vs. Top 25 teams.....	14-9	8-9
vs. Top 20 teams.....	11-9	6-9
vs. Top 15 teams.....	7-9	3-9
vs. Top 10 teams.....	5-5	2-5
vs. Top 5 teams.....	3-3	1-3
Scoring first.....	35-5	18-4
Opponent scores first.....	14-16	9-13
Leading after 1st quarter.....	31-2	18-2
Trailing after 1st quarter.....	12-13	7-10
Tied after 1st quarter.....	6-6	2-5
Leading at halftime.....	41-3	25-3
Trailing at halftime.....	5-15	2-12
Tied at halftime.....	3-3	0-2
Leading after 3rd quarter.....	43-5	24-5
Trailing after 3rd quarter.....	3-15	1-11
Tied after 3rd quarter.....	3-1	2-1
Overtime.....	2-3	2-3
Less than 100 rushing yards.....	4-7	0-6
Rushing for 100+ yards.....	45-14	27-11
Rushing for 150+ yards.....	38-3	21-3
Rushing for 200+ yards.....	23-0	10-0
Less than 200 passing yards.....	8-0	5-0
Passing for 200+ yards.....	41-21	22-17
Passing for 300+ yards.....	15-7	8-5
Passing for 400+ yards.....	2-2	1-1
Less than 300 total yards.....	3-2	2-2
300+ yards of total offense.....	46-18	25-15
400+ yards of total offense.....	34-11	18-9
500+ yards of total offense.....	17-3	7-2
600+ yards of total offense.....	8-1	4-0
Outgaining opponent.....	41-4	23-1
Outgained by opponent.....	8-16	4-15
Held to 19 points or less.....	2-5	2-3
Scoring 20+ points.....	46-15	24-13
Scoring 30+ points.....	39-8	18-6
Scoring 40+ points.....	22-5	12-3
Scoring 50+ points.....	9-0	4-0
Game decided by 1-9.....	17-15	12-12
Game decided by 10-19.....	12-5	7-5
Game decided by 20+.....	20-1	8-0

Herman became just the fourth head coach in NCAA history with at least 13 wins in a rookie season, joining Chris Petersen (Boise State - 2006), George Woodruff (Penn - 1892) and Walter Camp (Yale - 1888), and just the fifth head coach in NCAA history to win the first 10 games of his career, joining Petersen, Larry Coker (Miami - 2001), Woodruff and Camp in accomplishing the feat.

He led the Cougars to their first New Year's Bowl in 30 years, its second 13-win season in program history and its 11th conference championship in program history by claiming the inaugural AAC Championship. He led all FBS coaches in their first year with a program with 13 wins as Houston finished third nationally with a 92.9 winning percentage at 13-1.

With a 38-24 win over No. 9 Florida State in the Chick-fil-A Peach Bowl, Herman joined College Football Hall of Famer Bill Yeoman as just the second coach in Houston history with a win in one of the New Year's Six bowls and the second with a bowl victory over a top-10 opponent. Houston ended the 2015 season ranked No. 8 in the Associated Press and USA Today Coaches polls, its highest finish since ranking No. 5 in 1979, and just the sixth time in program history to finish in the top 10.

Houston was one of just two schools nationally to play at least four ranked opponents in 2015 and remain undefeated in those contests, while it was one of eight teams nationally with at least four wins against ranked opponents. Three of those wins came by double-digits, the fourth-best total in the nation.

Ranking 10th in scoring offense (40.4 points per game) and 21st in scoring defense (20.7 points per game), Houston was the only program in the nation to rank in the top 10 in scoring offense and the top 25 in scoring defense. UH ranked fifth nationally with an average margin of victory of 19.7 points per game. The Cougars ranked eighth nationally in rushing defense, allowing just 108.9 yards per game, while ranking 13th in rushing offense with an average of 235.8 yards per game. Houston was the only team in the nation to rank in the top 13 in both categories. In 2016, Herman guided his program to a 9-3 record, including wins over No. 3 Oklahoma and No. 3 Louisville. Houston became the first program nationally to defeat two top-five teams. Herman's Cougars join Alabama as the only two teams in the nation with double-digit wins over two top-10 teams this season.

Houston ranked as one of the most efficient and disciplined teams in the country under Herman, as their offense ranked 34th and the defense 15th when he was hired by the Longhorns.

In the regular season, Houston's offense ranked 15th in third down conversions, sixth in completion percentage, ninth in first downs and 21st in scoring offense in 2016. Ward, Jr. led the Cougars offense, as he was named a semifinalist for both the Davey O'Brien Award and The Earl Campbell Tyler Rose Award. He finished the regular season with 3,328 passing yards and 518 rushing yards. He was 294-of-435 (67.6%) passing, ranking in the top-12 nationally in completion percentage, completions per game and passing yards. He had 31 total touchdowns in 12 games. For his career, Ward is fifth in Houston history with 8,202 passing yards, 52 touchdown passes and 699 completions.

Defensively, Houston featured the nation's third-ranked rush defense in addition to the nation's 15th-best defense in total yards allowed. The Cougars were third nationally with five defensive touchdowns on the season and allowed just 22.6 points per game in 12 regular season contests. They also ranked as one of the nation's best in bringing pressure, ranking in the top-20 in sacks (13th) and tackles for loss (19th). Freshman DT Ed Oliver, an All-American, was sixth nationally with 19.5 tackles for loss. He added seven quarterback hurries and led all defensive linemen nationally with his nine pass breakups. LB Steven Taylor, the Cougars leading tackler, ranked 26th nationally with 8.5 sacks. As a team, Houston finished the regular season with 90 tackles for loss and 37 sacks.

Prior to his arrival at Houston, Herman helped develop record-setting and explosive offenses in each of his 10 seasons as an offensive coordinator and quarterbacks coach at Ohio State where he won the 2014 Broyles Award as the nation's top assistant coach. He helped the Buckeyes win the 2015 College Football Championship (following the 2014 season) with third-string quarterback Cardale Jones under center in wins over Alabama and Oregon, and a Big Ten Championship win over Wisconsin.



COACHING STAFF

Herman's 2014 Ohio State offense finished the season ranked fifth in scoring offense at 44.8 points per game and ninth in total offense at 511.6 yards per game despite losing Heisman Trophy candidate quarterback Braxton Miller prior to the season. With freshman J.T. Barrett taking over the reins, Herman molded the quarterback into a formidable leader who finished fifth in the Heisman Trophy voting and was named a FWA Freshman All-American.

The Buckeyes claimed the 2014 Big Ten Championship with a 59-0 win over Wisconsin as Herman's offense rolled to 558 total yards with Jones under center after an injury to Barrett in the regular-season finale.

The offense continued to roll in Ohio State's 42-35 College Football Playoff semifinal win over Alabama. Facing a defense that entered the game ranked fourth nationally in scoring defense at 16.6 points per game, Herman's offense exploded for 42 points and 537 total yards. The balanced attack yielded 256 passing yards and 281 rushing yards.

In the championship game against Oregon, Herman's offense piled up 538 total yards with 242 through the air and 296 on the ground in a 42-20 win. The 42 points marked the most scored on Oregon during the 2014 season.

Herman's quarterbacks in 2014 ranked second nationally with a team passing efficiency rating of 167.72, while Barrett was second nationally with a rating of 169.8 and sixth nationally with an Ohio State record 34 passing touchdowns while also adding 11 touchdowns on the ground for a Big Ten record of 45 touchdowns responsible for. The Buckeyes' offense was sixth nationally with an average of 6.98 yards per play and second nationally with 46 plays of 30 yards or longer and 17 plays of 50 yards or longer.

Barrett, the Big Ten's 2014 Griese-Brees Quarterback of the Year, was one of four offensive players to receive All-Big Ten honors in 2014 and was the third to receive a major Big Ten award under Herman's leadership as Carlos Hyde was named the 2013 Ameche-Dayne Running Back of the Year and Miller was named the Graham-George Offensive Player of the Year and the Griese-Brees Quarterback of the Year in both 2012 and 2013.

After leading the Big Ten in scoring in 2012 at 37.2 points per game and ranking 10th nationally in rushing at nearly 250 yards per game, Ohio State's offense under Herman went to a new level in 2013, ranking third nationally in scoring at 45.5 ppg and fifth in rushing at 308.6 ypg.

The Buckeyes were successful through the air as well. Among the 12 single season records to fall in 2013 were most touchdown passes (38) with top-five school totals in passing yards (2,846), attempts (368) and completions (238). Additional records were set in rushing yards in a season (4,321 yards, which also is a Big Ten Conference record), most total touchdowns (82) and most total offensive yards (7,167), yards per play (7.1) and yards per game (511.9).

Miller finished fifth and ninth in the Heisman Trophy voting in 2012 and 2013, respectively. Additionally, he set the school record for total offense and was a finalist for the Davey O'Brien and Manning Awards in 2012 and in 2013 he led the Big Ten in passing efficiency.

Herman, who was named the 2013 Rivals.com Big Ten Recruiter of the Year and national Top 25 recruiter, arrived in Columbus after spending three years as the offensive coordinator and quarterbacks coach at Iowa State.

During his time at Iowa State from 2009-11, Herman's well-balanced offense was very evident as Iowa State quarterback Austen Arnaud ended his career as the Cyclones' No. 2 all-time leading passer with 6,777 yards and 42 touchdown passes, while running back Alexander Robinson finished his Iowa State career as the Cyclones' fourth all-time leading rusher with 3,309 yards.

Herman spent 2007 and 2008 as offensive coordinator at Rice before heading to Iowa State. During his two seasons with the Owls, his offenses broke over 40 school records and, in his second season, the Owls won 10 games and went to a bowl for the first time since 1954.

Rice ranked in the Top 10 nationally in 2008 in passing offense (fifth; 327.8), scoring offense (t-eighth; 41.6) and total offense (10th; 472.3). Two Rice receivers had more than 1,300 yards receiving that year. Tight end James Casey had 111 catches and quarterback Chase Clement was named Conference USA MVP.

Rice's spread attack completed nearly two-thirds (65.6%) of its passes, and its touchdown-to-interception ratio of 48-to-7 was an NCAA FBS best. The quick-strike Owls had 30 scoring drives of five plays or less in 2008 and 31 scoring marches of less than two minutes.

Prior to Rice, Herman directed offensive attacks for two years (2005-06) at Texas State, where Bobcat squads led the Southland Conference in total offense. The 2005 Texas State club was eighth nationally in scoring and made a run to the FCS semifinals in the school's first appearance in the Division 1-AA playoffs. Herman also worked four years (2001-04) as an assistant coach at Sam Houston State as special teams coordinator and wide receivers coach, helping them to a pair of conference titles and trips to the FCS semifinals and quarterfinals.

The job with SHSU was his first after his time as a graduate assistant at Texas, where he assisted with the offensive line on the Longhorns' Cotton and Holiday Bowl teams. He received his coaching start in 1998 as a wide receivers coach at Texas Lutheran.

Herman was born in Cincinnati and still has family there. He was raised in Simi Valley, Calif., and he played collegiately as an all-conference wide receiver at California Lutheran, graduating in 1997 with a degree in business administration. He received a master's in education from the University of Texas in 2000.

Herman and his wife, Michelle, have a daughter, Priya, and two sons, TD and Maverick.



COACHING STAFF



CHRIS ASH
Defensive Coordinator
(Safety)



JAY BOULWARE
Associate HC for ST
(Tight Ends)



ANDRE COLEMAN
Assistant Coach
(Wide Receivers)



STAN DRAYTON
Associate Head Coach
(Run Game Coord./RBs)



OSCAR GILES
Assistant Coach
(Defensive Line)



MARK HAGEN
Associate HC for Def.
(Defensive Line)



HERB HAND
Co-Offensive Coord.
(Offensive Line)



COLEMAN HUTZLER
Co-Defensive Coord.
(Linebackers)



JAY VALAI
Assistant Coach
(Cornerbacks)



MIKE YURCICH
Offensive Coordinator
(Quarterbacks)



YANCY MCKNIGHT
Head Strength &
Conditioning Coach

2020 STATISTICS | THE LAST TIME... TEXAS

TEAM	LAST TIME	SPAN
Scored 50-59	59-3 • UTEP (9/12/2020)	3 games
Scored 60-69	63-56 (OT) • at Texas Tech (9/26/2020)	2 games
Scored 70+	70-3 • vs. Colorado (12/3/2005)	187 games
Scored <10	7-24 • at TCU (11/4/2017)	35 games
Scored <7	3-38 • at Notre Dame (9/5/2015)	67 games
Was shutout	0-24 • at Iowa State (10/31/2015)	60 games
Was shutout (home)	0-30 • Houston (11/6/1976)	245 home
Shutout opponent	56-0 • San Jose State (9/9/2017)	42 games
Shutout opponent (home)	56-0 • San Jose State (9/9/2017)	18 home
Shutout opponent (road)	23-0 • at Kansas (9/27/2014)	30 road
Shutout a Big 12 opponent	23-0 • at Kansas (9/27/2014)	57 Big 12
Shutout by Big 12 opponent	0-24 • at Iowa State (10/31/2015)	46 Big 12
300-399 yards rushing	329 • at Oklahoma State (10/1/2016)	50 games
400+ yards rushing	406 • San Jose State (9/9/2017)	42 games
<100 yards rushing	54 • at Iowa State (Nov. 16, 2019)	7 games
<0 yds rushing	-7 • vs. Oklahoma (10/07/2000)	277 games
300-399 passing yards	348 • vs. Texas Tech (11/29/2019)	5 games
400-499 passing yards	481 • UTEP (9/12/2020)	3 games
500-599 total yards	509 • at Rice (9/14/2019)	14 games
600+ total yards	689 • UTEP (9/12/2020)	3 games
<200 yards total offense	163 • at Notre Dame (9/5/2015)	67 games
<100 yards total offense	59 • vs. Arkansas (12/29/2014)	68 games
100-yard rusher & 100-yard receiver	105 rush, Roschon Johnson; 199 rec, Devin Duvernay	
	• vs. Texas Tech (11/29/2019)	5 games
30+ first downs	33 • Kansas (10/19/2019)	10 games
100+ penalty yards	100 • at Texas Tech (9/26/2020)	2 games
2+ fumbles lost	2 • Texas Tech (11/24/2017)	32 games
Scored a safety	vs. TCU (10/3/2020)	1 game
Allowed a safety	vs. Oklahoma (12/1/2018)	19 games
Scored a 1-point safety	Texas A&M (11/26/2004)	199 games
Forced turnovers on 3+ consecutive drives	3 (INT, Fumble, Fumble) • vs. Oklahoma (10/10/2020)	LAST GAME
Forced 5+ turnovers	5 (3 INT, 2 FR) • Rice (9/12/2015)	66 games
Committed 5+ turnovers	5 • at West Virginia (11/14/2015)	57 games
4+ interceptions	4 • at West Virginia (10/5/2019)	12 games
Forced 2+ fumbles	3 • at Texas Tech (9/26/2020)	2 games
2+ defensive TD's	Oklahoma State (9/26/2015)	63 games
	34-yard fumble return by Hassan Ridgeway, 41-yd interception return by Holton Hill	
Defensive & special teams TD	Maryland (9/2/2017)	43 games
	31 INT by Holton Hill, 65 blocked FG return by Holton Hill, 91 PR by Reggie Hemphill-Mapps	
4 TD's in game	Sam Ehlinger (4 rush) • vs. Oklahoma (10/10/2020)	LAST GAME

PASSING	LAST TIME	SPAN
300-399 yards	348 by Sam Ehlinger • vs. Texas Tech (11/29/2019)	5 games
400+ yards	426 by Sam Ehlinger • UTEP (9/12/2020)	3 games
40-49 attempts	40 by Sam Ehlinger • at Texas Tech (9/26/2020)	2 games
50+ attempts	53 by Sam Ehlinger • vs. Oklahoma (10/10/2020)	LAST GAME
25+ completions	30 by Sam Ehlinger • vs. Oklahoma (10/10/2020)	LAST GAME
3+ touchdowns	4 by Sam Ehlinger • vs. TCU (10/3/2020)	1 game
4+ touchdowns	4 by Sam Ehlinger • vs. TCU (10/3/2020)	1 game
5+ touchdowns	5 by Sam Ehlinger • at Texas Tech (9/26/2020)	2 games
6+ touchdowns	6 by Colt McCoy • Baylor (10/14/2006)	177 games
Consecutive 4+ TD games	3, 5-5-4 by Sam Ehlinger • vs. UTEP, at Texas Tech, vs. TCU (9/12-10/3/2020)	1 game
Consecutive 5+ TD games	2, 5-5 by Sam Ehlinger • vs. UTEP, at Texas Tech (9/12-9/26/2020)	2 games
Consecutive 300+ yd games	399, 321 by Sam Ehlinger • vs. Kansas, at TCU (10/26/2019)	9 games
50-59 yard completion	52 by Sam Ehlinger to Keaontay Ingram • vs. TCU (10/3/2020)	1 game
60-69 yard completion	63 by Sam Ehlinger to Devin Duvernay • at TCU (10/26/2019)	9 games
70-79 yard completion	78 by Sam Ehlinger to Joshua Moore • UTEP (9/12/2020)	3 games
80-89 yard completion	80 by Shane Buechele to Devin Duvernay • at Kansas State (10/22/2016)	48 games
90+ yard completion	90 by Sam Ehlinger to John Burt • Oklahoma State (10/21/2017)	36 games

RUSHING	LAST TIME	SPAN
100-199 yards	112 by Sam Ehlinger • vs. Oklahoma (10/10/2020)	LAST GAME
200-299 yards	250 by D'Onta Foreman • at Kansas (11/20/2016)	45 games
300-399 yards	341 by D'Onta Foreman • Texas Tech (11/6/2016)	47 games
2 players w/ 100+ yards	148 by D'Onta Foreman; 106 by Chris Warren III • at Oklahoma State (10/1/2016)	52 games
30+ attempts	31 by D'Onta Foreman • TCU (11/25/2016)	44 games
Consecutive 100-yard games	Sam Ehlinger • 107 vs. K-State; 110 vs. Oklahoma • (10/7,14/2017)	38 games
Consecutive 200-yard games	D'Onta Foreman • Baylor & at Texas Tech (2016)	47 games
50-59 yard run	57 • vs. Oklahoma (10/2/2019)	11 games
60-69 yard run	68 by Keaontay Ingram • at Baylor (11/23/2019)	6 games
70-79 yard run	74 by D'Onta Foreman • at Texas Tech (11/5/2016)	47 games
80-89 yard run	81 by D'Onta Foreman • vs. Oklahoma (10/10/2015)	61 games
90+ yard run	91 by Chris Warren III • Texas Tech (11/26/2015)	56 games
3+ touchdowns	4 by Sam Ehlinger • vs. Oklahoma (10/10/2020)	LAST GAME
4+ touchdowns	4 by Sam Ehlinger • vs. Oklahoma (10/10/2020)	LAST GAME

RECEIVING	LAST TIME	SPAN
100-199 yards	127 by Joshua Moore • UTEP (9/12/2020)	3 games
200+ yards	273 by Jordan Shipley • UCF (11/7/2009)	137 games
2 players w/ 100+ yards	110 by Devin Duvernay & Collin Johnson • Kansas State (11/9/2019)	8 games
10+ receptions	10 by Jordan Whittington • vs. Oklahoma (10/10/2020)	LAST GAME
15+ receptions	15 by Jordan Shipley • Oklahoma State (10/2/2008)	153 games
Consecutive 100-yard games	D. Duvernay • Kansas, at TCU, K-State, Iowa State (11/9/2019)	7 games
3+ Consecutive 100-yard games	D. Duvernay • Kansas, at TCU, K-State, Iowa State (11/9/2019)	7 games
4+ Consecutive 100-yard games	D. Duvernay • Kansas, at TCU, K-State, Iowa State (11/9/2019)	7 games
50-59 yard reception	52 by Keaontay Ingram • vs. TCU (10/3/2020)	1 game
60-69 yard reception	63 by Devin Duvernay • at TCU (10/26/2019)	9 games
70-79 yard reception	78 by Joshua Moore • UTEP (9/12/2020)	3 games
80-89 yard reception	80 by Devin Duvernay • at Kansas State (10/22/2016)	49 games
90+ yard reception	90 by John Burt • Oklahoma State (10/21/2017)	37 games
3+ touchdowns	3 by Joshua Moore • at Texas Tech (9/26/2020)	2 games

SPECIAL TEAMS	LAST TIME	SPAN
50-59 yard field goal	57 by Cameron Dicker • at Rice (9/14/19)	14 games
60+ yard field goal	60 by Russell Erxleben • Texas Tech (10/29/1977)	528 games
Made 3+ field goals	3 by Cameron Dicker • Baylor (10/13/2018)	24 games
Made 7+ PAT's	7 by Cameron Dicker • at Texas Tech (9/26/2020)	2 games
60-69 yard punt	60 by Ryan Bujcevski • vs. Oklahoma (10/10/2020)	LAST GAME
70+ yard punt	76 by Michael Dickson • at TCU (11/4/2017)	35 games
Missed PAT	by Cameron Dicker • vs. Texas Tech (11/29/2019)	5 games
TD on kickoff return	98 by D'Shawn Jamison • at Rice (9/14/2019)	14 games
TD on punt return	90 by D'Shawn Jamison • Kansas State (9/30/2018)	26 games
50-69 yard punt return	53 by Brandon Jones • Kansas State (11/9/2019)	8 games
70+ yard punt return	71 by D'Shawn Jamison • vs. Utah (12/31/2019)	4 games
2+ TD on kickoff return	NEVER	
TD on kickoff return to start game	88 by Greg Lott • at Texas Tech (9/24/1966)	653 games
Consecutive games with special teams TD	52 by Fozzy Whittaker (2011)	113 games
	100 KR vs. Oklahoma & 100 KR Oklahoma State	
Recovered on-side kick	by Malcolm Epps • at Texas Tech (9/26/2020)	2 games
2-point conversion	Sam Ehlinger pass to Brennan Eagles • at Texas Tech (9/26/2020)	2 games
Defensive 2-point conversion	D'Shawn Jamison • Kansas (10/19/2019)	10 games
Blocked PAT	Malcolm Roach • Kansas (10/19/2019)	10 games
Blocked FG	Joseph Ossai • Kansas (10/19/2019)	10 games
TD on blocked FG	46 by Anthony Wheeler • USC (9/15/2018)	28 games
Blocked punt	by Tyler Owens • at Texas Tech (9/26/2020)	2 games
TD on blocked punt	2 yd return by Jahdae Barron • at Texas Tech (9/26/2020)	2 games

DEFENSE	LAST TIME	SPAN
10-14 tackles	13 by B.J. Foster • vs. Oklahoma (10/10/2020)	LAST GAME
15+ tackles	15 by Hassan Ridgeway • Rice (9/12/2015)	66 games
6+ tackles for loss	6 by Joseph Ossai • vs. Utah (12/31/2019)	4 games
5+ tackles for loss	6 by Joseph Ossai • vs. Utah (12/31/2019)	4 games
4+ tackles for loss	6 by Joseph Ossai • vs. Utah (12/31/2019)	4 games
4+ sacks	4.5 by Alex Okafor • vs. Oregon State (12/29/2012)	94 games
3+ sacks	3.0 by Joseph Ossai • vs. Utah (12/31/2019)	4 games
2+ interceptions	2 by D'Shawn Jamison • at West Virginia (10/5/2019)	2 games
2+ fumble recoveries	2 by John Bonney • at Baylor (10/28/2017)	36 games
TD on interception return	43 by DeShon Elliott • at Baylor (10/28/2017)	36 games
TD on fumble return	38 by Anthony Wheeler • vs. Missouri (12/27/2017)	31 games
Sack, forced fumble and fumble recovery	by Marqez Bimage • vs. Texas Tech (11/29/2019)	5 games

2020 STATISTICS | THE LAST TIME... OPPONENTS

TEAM	LAST TIME	SPAN
Scored 50-59	53-43 (40T) • vs. Oklahoma (10/10/2020)	LAST GAME
Scored 60-69	21-63 • vs. Oklahoma (10/13/2012)	103 games
Scored 70+	NEVER	NEVER
Scored <10	59-3 • UTEP (9/12/2020)	3 games
Scored <7	59-3 • UTEP (9/12/2020)	3 games
300+ yards rushing	309 • TCU (11/25/16)	44 games
<100 yards rushing	43 • UTEP (9/12/2020)	3 games
300-399 passing yards	325 • at Texas Tech (9/26/2020)	2 games
400+ passing yards	471 • LSU (9/7/2019)	15 games
500-599 total yards	511 • vs. Kansas (1/19/2019)	10 games
600+ total yards	624 • Baylor (10/29/2016)	49 games
100-199 total yards	192 • at Oklahoma State (11/15/2014)	69 games
<100 total yards	94 • North Texas (8/30/2014)	81 games
30+ first downs	30 • vs. Oklahoma (10/10/2020)	LAST GAME
100+ penalty yards	121 • vs. Oklahoma (10/10/2020)	LAST GAME
2+ fumbles lost	2 • vs. Oklahoma (10/10/2020)	LAST GAME
Scored a safety	vs. Oklahoma (12/1/2018)	18 games
4+ interceptions	4 • at TCU (10/26/2019)	9 games
2+ non-offensive TDs	40-yard fumble return, 33-yard interception return • TCU (11/27/2014)	69 games
3 total touchdowns (rush+rec)	3 receiving by CeeDee Lamb • vs. Oklahoma (10/12/2019)	11 games
4+ total touchdowns (rush+rec)	4 receiving by Kevonte Turpin • at TCU (10/3/2015)	63 games

PASSING	LAST TIME	SPAN
300-399 yards	325 by Alan Bowman • at Texas Tech (9/26/2020)	2 games
400+ yards	471 by Joe Burrow • LSU (9/7/2019)	15 games
40-49 attempts	48 by Brock Purdy • at Iowa State (Nov. 16, 2019)	7 games
50+ attempts	52 by Alan Bowman • at Texas Tech (9/26/2020)	2 games
25+ completions	32 by Alan Bowman • at Texas Tech (9/26/2020)	2 games
3+ touchdowns	3 by Spencer Rattler • vs. Oklahoma (10/10/2020)	LAST GAME
4+ touchdowns	5 by Alan Bowman • at Texas Tech (9/26/2020)	2 games
5+ touchdowns	5 by Alan Bowman • at Texas Tech (9/26/2020)	2 games
6+ touchdowns	6 by Kliff Kingsbury • Texas Tech (11/16/2002)	229 games
50-59 yard completion	50 by Max Duggan to Quentin Johnston • TCU (10/3/2020)	1 game
60-69 yard completion	61 by Joe Burrow • LSU (9/7/2019)	2 games
70-79 yard completion	75 by Brock Purdy • at Iowa State (Nov. 16, 2019)	7 games
80+ yard completion	97 by Sam B. Richardson • Iowa State (10/3/2013)	88 games


RUSHING	LAST TIME	SPAN
100-199 yards	131 by T.J. Pledger • vs. Oklahoma (10/10/2020)	LAST GAME
200-299 yards	214 by Samaje Perine • vs. Oklahoma (10/8/2016)	52 games
300+ yards	317 by Rashaan Salaam • Colorado (10/1/1994)	334 games
3+ touchdowns	3 by Taysom Hill • BYU (9/6/2014)	79 games
30+ attempts	37 by Chuba Hubbard • Oklahoma St. (9/21/2019)	13 games
50-69 yard run	65 by Pooka Williams • vs. Kansas (1/19/2019)	10 games
70-79 yard run	75 by SaRodrick Thompson • at Texas Tech (9/26/2020)	2 games
80+ yard run	95 by Damien Williams • vs. Oklahoma (10/13/2012)	101 games

RECEIVING	LAST TIME	SPAN
100-199 yards	150 by K.Carter, 135 by E.Ezukanma • vs. Texas Tech (11/29/2019)	5 games
200+ yards	222 by Tylan Wallace • vs. Oklahoma State (10/27/2018)	23 games
2 players w/ 100+ yards	150 by K.Carter, 135 by E.Ezukanma • vs. Texas Tech (11/29/2019)	5 games
3 players w/ 100+ yards	163 by J. Jefferson, 147 by J. Chase, 123 by T. Marshall • LSU (9/7/2019)	15 games
15+ receptions	16 by Kevin White • West Virginia (11/8/2014)	70 games
50-59 yard reception	50 by Quentin Johnston • TCU (10/3/2020)	1 game
60-69 yard reception	61 by Justin Jefferson • LSU (9/7/2019)	15 games
70-79 yard reception	75 by Deshaunte Jones • at Iowa State (Nov. 16, 2019)	7 games
80+ yard reception	97 by Quenton Bundrage • Iowa State (10/3/2013)	88 games
3+ touchdowns	3 by CeeDee Lamb • vs. Oklahoma (10/12/2019)	11 games

SPECIAL TEAMS	LAST TIME	SPAN
50-59 yard field goal	51 by Clayton Hatfield • Texas Tech (11/26/2015)	57 games
60+ yard field goal	67 by Steve Little • Arkansas (10/15/1977)	529 games
Made 3+ field goals	4 by Griffin Kell • TCU (10/3/2020)	1 game
Made 7+ PAT's	7 by Trey Wolff • at Texas Tech (9/26/2020)	2 games
60-69 yard punt	61 by Corey Dunn • Iowa State (11/17/2018)	20 games
70+ yard Punt	76 by Kyle Thompson • at Kansas (11/23/2018)	20 games
Missed PAT	by Ben Grogan • at Oklahoma State (10/1/2016)	52 games
TD on kickoff return	91 by Alex Ross • Kansas State (11/9/2019)	8 games
TD on punt return	73 by Jeff Scott • Ole Miss (9/14/2013)	92 games
2-point conversion	Rush by Chad Hansen • at California (9/17/2016)	54 games
Defensive 2-point conversion	at Oklahoma State (10/1/2016)	53 games
Blocked PAT	vs. Oklahoma (12/1/2018)	18 games
Blocked FG	vs. Oklahoma (10/10/2020)	LAST GAME
TD on blocked FG	71 by Antoine Brooks, Jr • Maryland (9/2/2017)	43 games
TD on blocked punt	6 by Ghaalil Muhammad • Wyoming (9/12/2009)	144 games
TD on fumbled punt	0 yd return by Xavier Martin • at Texas Tech (9/26/2020)	2 games

DEFENSE	LAST TIME	SPAN
10+ tackles	12 by Pat Fields • vs. Oklahoma (10/10/2020)	LAST GAME
5+ tackles for loss	7 by Ndamukong Suh • vs. Nebraska (12/5/2009)	133 games
4+ sacks	4.5 by Ndamukong Suh • vs. Nebraska (12/5/2009)	133 games
2+ interceptions	2 by Sam Carter • TCU (11/27/2014)	69 games
2+ fumble recoveries	2 by Ian Campbell • Kansas State (11/11/2006)	174 games
TD on interception return	55 by Brandon Stewart • Kansas (11/19/2016)	45 games
TD on fumble return	0 by Xavier Martin • at Texas Tech (9/26/2020)	2 games

BOX SCORES

	GAME FOUR Oct. 10, 2020 Dallas, Texas Attendance: 24,000 TV: FOX
TEXAS 22/22	45
OKLAHOMA RW/RV	53

Score by Quarters	1	2	3	4	OT (4)	Score
Texas	0	17	0	14	14	45
Oklahoma	10	7	14	0	22	53

Scoring Summary

Qtr	Time	Team	Summary
1st	09:34	OU	Brkic, Gabe 19 yd field goal 9-58 3:17, UT 0 - OU 3
	06:47	OU	Mims 30 yd pass from Rattler, S. (Brkic kick) 4-60 1:33, UT 0 - OU 10
2nd	13:40	UT	Dicker, Cameron 34 yd field goal 4-5 1:20, UT 3 - OU 10
	11:44	UT	Ehlinger, Sam 6 yd run (Dicker, Cameron kick) 2-19 0:47, UT 10 - OU 10
	06:58	OU	Major, Marcus 7 yd run (Brkic, Gabe kick) 5-5 2:07, UT 10 - OU 17
	04:14	UT	Ehlinger, Sam 2 yd run (Dicker, Cameron kick) 8-75 2:44, UT 17 - OU 17
3rd	11:40	OU	Pledger, T.J. 2 yd run (Brkic, Gabe kick) 3-30 1:22, UT 17 - OU 24
	01:27	OU	Pledger, T.J. 1 yd run (Brkic, Gabe kick) 17-87 8:07, UT 17 - OU 31
4th	03:28	UT	Moore 9 yd pass from Ehlinger (Dicker kick) 4-50 1:10, UT 24 - OU 31
	00:14	UT	Ingram 2 yd pass from Ehlinger (Dicker kick) 8-84 1:38, UT 31 - OU 31
OT	15:00	UT	Ehlinger, Sam 3 yd run (Dicker, Cameron kick) 5-25 0:00, UT 38 - OU 31
	15:00	OU	Stogner 11 yd pass from Rattler, S. (Brkic kick) 5-25 0:00, UT 38 - OU 38
	15:00	OU	Rattler, S. 1 yd run (Brkic, Gabe kick) 5-25 0:00, UT 38 - OU 45
	15:00	UT	Ehlinger, Sam 25 yd run (Dicker, Cameron kick) 2-25 0:00, UT 45 - OU 45
	15:00	OU	Stoops 25 yd pass from Rattler (Wease pass from Rattler) 2-25 0:00, UT 45 - OU 53

	UT	OU
FIRST DOWNS	27	30
RUSHES-YARDS (NET)	34-141	55-208
PASSING YDS (NET)	287	261
Passes Att-Comp-Int	53-30-2	42-28-1
TOTAL OFFENSE PLAYS-YARDS	87-428	97-469
Fumble Returns-Yards	0-0	0-0
Punt Returns-Yards	2-25	2-58
Kickoff Returns-Yards	0-0	1-28
Interception Returns-Yards	1-29	2-0
Punts (Number-Avg)	8-37.8	6-37.8
Fumbles-Lost	1-1	4-2
Penalties-Yards	10-86	11-121
Possession Time	23:56	36:04
Third-Down Conversions	6 of 17	8 of 18
Fourth-Down Conversions	1 of 1	1 of 1
Red-Zone Scores-Chances	6-8	6-7
Sacks By: Number-Yards	2-14	6-34


RUSHING: Texas-Ehlinger, Sam 23-112; Robinson, Bijan 5-17; Ingram, Keaontay 3-15; Johnson, Roschon 3-minus 3. Oklahoma-Pledger, T.J. 22-131; Rattler, S. 14-51; Major, Marcus 12-43; Rambo, C. 1-1; Mordecai, T. 3-minus 4; TEAM 2-minus 4; Wease, Theo 1-minus 10.


PASSING: Texas-Ehlinger, Sam 30-53-2-287. Oklahoma-Rattler, S. 23-35-1-209; Mordecai, T. 5-7-0-52.

RECEIVING: Texas-Whittington, Jor 10-65; Moore, Joshua 8-83; Ingram, Keaontay 4-21; Eagles, Brennan 3-41; Robinson, Bijan 2-39; Wiley, Jared 2-14; Black, Tarik 1-24. Oklahoma-Wease, Theo 8-52; Stogner, Austin 6-56; Mims, Marvin 4-52; Pledger, T.J. 2-24; Hall, Jeremiah 2-23; Stoops, Drake 2-20; Rambo, C. 2-16; Henderson, M. 1-15; Howard, Theo 1-3.


INTERCEPTIONS: Texas-DeMar Overshown 1-29. Oklahoma-Washington, W. 1-0; Brown, Tre 1-0.


FUMBLES: Texas-Ingram, Keaontay 1-1. Oklahoma-Rattler, S. 2-1; Mordecai, T. 1-0; Pledger, T.J. 1-1.


	GAME FIVE Oct. 24, 2020 Austin, Texas Attendance: TBD TV: ESPN
BAYLOR -/-	-
TEXAS -/-	-

	GAME SIX Oct. 31, 2020 Stillwater, Okla. Attendance: TBD TV: TBA
TEXAS -/-	-
OKLAHOMA STATE -/-	-

BOX SCORES

	GAME SEVEN	
	Nov. 7, 2020 Austin, Texas Attendance: TBD TV: TBA	
	WEST VIRGINIA -/-	-
TEXAS -/-	-	

	GAME EIGHT	
	Nov. 21, 2020 Lawrence, Kan. Attendance: TBD TV: TBA	
	TEXAS -/-	-
KANSAS -/-	-	

	GAME NINE	
	Nov. 27, 2020 Austin, Texas Attendance: TBD TV: ABC/ESPN	
	IOWA STATE -/-	-
TEXAS -/-	-	

BOX SCORES



GAME 10

Dec. 5, 2020 | Manhattan, Kan.
Attendance: TBD | TV: TBA

TEXAS -/-	-
KANSAS STATE -/-	-

SELECT PLAYERS GAME-BY-GAME STATISTICS

OJOMO'S 2019 GAME-BY-GAME DEFENSIVE STATS

Date	Opponent	TKL(Solo)	TFL	Sacks	Int	PBU	FF	FR	Blk
Aug. 31	Louisiana Tech	1 (0)	0	0	0	0	0	0	0
Sept. 7	LSU	0 (0)	0	0	0	0	0	0	0
Sept. 14	at Rice	0 (0)	0	0	0	0	0	0	0
Sept. 21	Oklahoma State	3 (2)	0.5	0	0	0	0	0	0
Oct. 5	at West Virginia	1 (1)	0	0	0	0	0	0	0
Oct. 12	vs. Oklahoma	0 (0)	0	0	0	0	0	0	0
Oct. 19	Kansas	1 (0)	0	0	0	0	0	0	0
Oct. 26	at TCU	1 (0)	0	0	0	0	0	0	0
Nov. 9	Kansas State	1 (1)	0	0	0	0	0	1	0
Nov. 16	at Iowa State	0 (0)	0	0	0	0	0	0	0
Nov. 23	at Baylor	1 (1)	0	0	0	0	0	0	0
Nov. 29	Texas Tech	1 (1)	1.0	0	0	0	0	0	0
Dec. 31	vs. Utah*	3 (1)	1.0	0	0	0	0	0	0

OJOMO'S 2020 GAME-BY-GAME DEFENSIVE STATS

Date	Opponent	TKL(Solo)	TFL	Sacks	Int	PBU	FF	FR	Blk
Sept. 12	UTEP	0 (0)	0	0	0	0	0	0	0
Sept. 26	at Texas Tech	2 (2)	0	0	0	0	0	0	0
Oct. 3	TCU	4 (1)	0	0	0	0	0	0	0
Oct. 10	vs. Oklahoma	2 (1)	0	0	0	1	0	0	0
Oct. 24	Baylor	-	-	-	-	-	-	-	-
Oct. 31	at Oklahoma State	-	-	-	-	-	-	-	-
Nov. 7	West Virginia	-	-	-	-	-	-	-	-
Nov. 21	at Kansas	-	-	-	-	-	-	-	-
Nov. 27	Iowa State	-	-	-	-	-	-	-	-
Dec. 5	at Kansas State	-	-	-	-	-	-	-	-

OJOMO'S CAREER DEFENSIVE STATS

Year	G	Tkl	Solo	TFL-Yds	Sack-Yds	Int	PBU	FF	FR	Blk
2018	3	0	0	0-0	0-0	0	0	0	0	0
2019	13	13	7	2.5-6	0-0	0	0	0	1	0
2020	4	8	4	0-0	0-0	0	1	0	0	0
Career	20	21	11	2.5-6	0-0	0	1	0	1	0

COBURN'S 2019 GAME-BY-GAME DEFENSIVE STATS

Date	Opponent	TKL(Solo)	TFL	Sacks	Int	PBU	FF	FR	Blk
Aug. 31	Louisiana Tech	1 (0)	0	0	0	0	0	0	0
Sept. 7	LSU	0 (0)	0	0	0	0	0	0	0
Sept. 14	at Rice	4 (2)	1.0	1.0	0	0	0	0	0
Sept. 21	Oklahoma State	1 (1)	0	0	0	0	0	0	0
Oct. 5	at West Virginia	2 (2)	0	0	0	0	0	0	0
Oct. 12	vs. Oklahoma	4 (3)	0	0	0	0	0	0	0
Oct. 19	Kansas	3 (2)	0.5	0	0	0	0	0	0
Oct. 26	at TCU	3 (3)	0	0	0	0	0	0	0
Nov. 9	Kansas State	4 (1)	1.0	0	0	0	0	0	0
Nov. 16	at Iowa State	0 (0)	0	0	0	0	0	0	0
Nov. 23	at Baylor	0 (0)	0	0	0	0	0	0	0
Nov. 29	Texas Tech	1 (1)	1.0	1.0	0	0	1	0	0
Dec. 31	vs. Utah*	3 (3)	1.0	0	0	0	0	0	0

COBURN'S 2020 GAME-BY-GAME DEFENSIVE STATS

Date	Opponent	TKL(Solo)	TFL	Sacks	Int	PBU	FF	FR	Blk
Sept. 12	UTEP	2 (1)	0	0	0	0	0	0	0
Sept. 26	at Texas Tech	1 (0)	0	0	0	0	0	0	0
Oct. 3	TCU	11 (4)	2.0	0	0	0	0	0	0
Oct. 10	vs. Oklahoma	1 (0)	0	0	0	0	0	0	0
Oct. 24	Baylor	-	-	-	-	-	-	-	-
Oct. 31	at Oklahoma State	-	-	-	-	-	-	-	-
Nov. 7	West Virginia	-	-	-	-	-	-	-	-
Nov. 21	at Kansas	-	-	-	-	-	-	-	-
Nov. 27	Iowa State	-	-	-	-	-	-	-	-
Dec. 5	at Kansas State	-	-	-	-	-	-	-	-

COBURN'S CAREER DEFENSIVE STATS

Year	G	Tkl	Solo	TFL-Yds	Sack-Yds	Int	PBU	FF	FR	Blk
2018	3	2	2	0-0	0-0	0	0	0	0	0
2019	13	26	18	4.5-11	2.0-3	0	0	1	0	0
2020	4	15	5	2.0-4	0-0	0	0	0	0	0
Career	20	43	26	6.5-15	2.0-3	0	0	1	0	0

99 KEONDRE COBURN

DL | 6-2 | 350 | SO-1L
HOUSTON, TEXAS | WESTFIELD

^ - 2017 Texas Bowl (Houston, Texas)
& - 2018 Big 12 Championship Game (Arlington, Texas)
! - 2019 Sugar Bowl (New Orleans, La.)
* - 2019 Alamo Bowl (San Antonio, Texas)

CAREER HIGHS

Tackles.....	11 vs. TCU (2020)
Solo tackles.....	4 vs. TCU (2020)
Tackles for loss.....	2.0 vs. TCU (2020)
Sacks.....	1.0, twice, last vs. Texas Tech (2019)
Interceptions.....	None
Pass breakups.....	None
Forced fumbles.....	1 vs. Texas Tech (2019)
Fumbles recovered.....	None
Blocked kicks.....	None

CAREER TOTALS

Games with 5-plus tackles.....	1 vs. TCU (2020)
Games with 8-plus tackles.....	1 vs. TCU (2020)
Games with 10-plus tackles.....	1 vs. TCU (2020)

COBURN'S 2018 GAME-BY-GAME DEFENSIVE STATS

Date	Opponent	TKL(Solo)	TFL	Sacks	Int	PBU	FF	FR	Blk
Sept. 1	at Maryland								
Sept. 8	Tulsa								
Sept. 15	USC								
Sept. 22	TCU								
Sept. 29	at Kansas State								
Oct. 6	vs. Oklahoma								
Oct. 13	Baylor								
Oct. 27	at Oklahoma State								
Nov. 3	West Virginia	1 (1)	0	0	0	0	0	0	0
Nov. 10	at Texas Tech								
Nov. 17	Iowa State								
Nov. 23	at Kansas	0 (0)	0	0	0	0	0	0	0
Dec. 1	vs. Oklahoma &								
Jan. 1	vs. Georgia !	1 (1)	0	0	0	0	0	0	0

2020 STATISTICS | OVERVIEW

SCHEDULE & RESULTS

RECORD: 2-2 (1-2 BIG 12)
HOME: 1-1 ROAD: 1-0 NEUTRAL: 0-1

DATE	UT RANK	OPPONENT	W/L	SCORE	ATT
Sept. 12	14/14	UTEP	W	59-3	15,337
Sept. 26	8/9	at RV/NR Texas Tech*	W	63-56 (OT)	16,615
Oct. 3	9/9	TCU*	L	31-33	17,753
Oct. 10	22/22	vs. RV/RV Oklahoma*+	L	45-53 (4OT)	24,000
Oct. 24		Baylor*			
Oct. 31		at Oklahoma State*			
Nov. 7		West Virginia*			
Nov. 21		at Kansas*			
Nov. 27		Iowa State*			
Dec. 5		at Kansas State*			

* Big 12 Conference game // + Cotton Bowl (Dallas)

ATTENDANCE

Total	4 games	73,705 (18,426 avg)
Home	2 games	33,090 (16,545 avg)
Road	1 game	16,615 (16,615 avg)
Neutral	1 game	24,000 (24,000 avg)

RUSHING

NAME	G	ATT	GAIN	LOST	NET	AVG	TD	LONG	AVG/G
Ehlinger, Sam	4	50	300	58	242	4.8	5	36	60.5
Ingram, Keaontay	4	35	192	4	188	5.4	0	26	47.0
Johnson, Roschon	4	32	152	10	142	4.4	2	40	35.5
Robinson, Bijan	3	14	67	0	67	4.8	0	29	22.3
Epps, Malcolm	4	0	40	0	40	0.0	0	0	10.0
Whittington, Jor	2	1	15	0	15	15.0	0	15	7.5
Thompson, Casey	1	1	9	0	9	9.0	0	9	9.0
Card, Hudson	1	2	8	0	8	4.0	0	7	8.0
Smith, Jarrett	1	2	5	0	5	2.5	0	3	5.0
Team	4	2	0	1	-1	-0.5	0	0	-0.2
Total	4	139	788	73	715	5.1	7	40	178.8
Opponents	4	163	727	139	588	3.6	9	75	147.0

PASSING

NAME	G	EFF	C-A-I	PCT	YDS	TD	LONG	YPG
Ehlinger, Sam	4	151.56	99-162-4	61.1	1211	16	78	302.8
Thompson, Casey	1	217.43	4-7-0	57.1	55	2	35	55.0
Moore, Joshua	4	0.00	0-1-0	0.0	0	0	0	0.0
Card, Hudson	1	0.00	0-1-0	0.0	0	0	0	0.0
Total	4	152.48	103-171-4	60.2	1266	18	78	316.5
Opponents	4	122.39	98-163-5	60.1	1013	8	50	253.2

TEAM TOTALS

	TEXAS	OPPONENTS
SCORING	198	145
Points Per Game	49.5	36.2
Points Off Turnovers	31	20
FIRST DOWNS	98	93
Rushing	35	32
Passing	54	52
Penalty	9	9
RUSHING YARDAGE	715	588
Yards gained rushing	788	727
Yards lost rushing	73	139
Rushing Attempts	139	163
Average Per Rush	5.1	3.6
Average Per Game	178.8	147.0
TDs Rushing	7	9
PASSING YARDAGE	1266	1013
Comp-Att-Int	103-171-4	98-163-5
Average Per Pass	7.4	6.2
Average Per Catch	12.3	10.3
Average Per Game	316.5	253.2
TDs Passing	18	8
TOTAL OFFENSE	1981	1601
Total Plays	310	326
Average Per Play	6.4	4.9
Average Per Game	495.2	400.2
KICK RETURNS: #-Yards	5-139	2-41
PUNT RETURNS: #-Yards	8-44	11-120
INT RETURNS: #-Yards	5-122	4-61
KICK RETURN AVERAGE	27.8	20.5
PUNT RETURN AVERAGE	5.5	10.9
INT RETURN AVERAGE	24.4	15.2
FUMBLES-LOST	4-3	8-3
PENALTIES-Yards	38-333	36-257
Average Per Game	83.2	64.2
PUNTS-Yards	22-853	24-928
Average Per Punt	38.8	38.7
Net punt average	33.3	36.0
KICKOFFS-Yards	29-1881	24-1442
Average Per Kick	64.9	60.1
Net kick average	40.2	37.6
TIME OF POSSESSION/Game	27:22	32:38
3RD-DOWN Conversions	23/57	26/67
3rd-Down Pct	40%	39%
4TH-DOWN Conversions	3/4	2/6
4th-Down Pct	75%	33%
SACKS BY-Yards	5-36	8-52
MISC YARDS	0	0
TOUCHDOWNS SCORED	26	18
FIELD GOALS-ATTEMPTS	4-6	6-9
ON-SIDE KICKS	1-2	1-1
RED-ZONE SCORES	(22-26) 85%	(16-20) 80%
RED-ZONE TOUCHDOWNS	(19-26) 73%	(12-20) 60%
PAT-ATTEMPTS	(24-24) 100%	(17-17) 100%
ATTENDANCE	33090	16615
Games/Avg Per Game	2/16545	1/16615
Neutral Site Games		1/24000

SCORE BY QUARTER

	1st	2nd	3rd	4th	OT	TOTAL
TEXAS	45	62	21	49	21	198
OPPONENTS	24	37	38	24	22	145

2020 STATISTICS | INDIVIDUAL

RECEIVING

NAME	G	NO	YDS	AVG	TD	LONG	AVG/G
Moore, Joshua	4	19	283	14.9	5	78	70.8
Whittington, Jor	2	12	110	9.2	0	43	55.0
Schooler, Brende	4	10	123	12.3	2	40	30.8
Ingram, Keaontay	4	10	93	9.3	1	52	23.2
Eagles, Brennan	4	8	152	19.0	3	45	38.0
Money, Kai	4	8	65	8.1	1	20	16.2
Black, Tarik	4	7	116	16.6	1	31	29.0
Smith, Jake	1	6	49	8.2	1	18	49.0
Robinson, Bijan	3	5	59	11.8	0	26	19.7
Brewer, Cade	4	5	52	10.4	1	20	13.0
Wiley, Jared	4	4	77	19.2	0	52	19.2
Washington, Marc	3	4	56	14.0	1	26	18.7
Liebrock, Brayde	2	2	11	5.5	0	10	5.5
Epps, Malcolm	4	1	7	7.0	1	7	1.8
Johnson, Roschon	4	1	7	7.0	1	7	1.8
Woodard, Al'Vont	4	1	6	6.0	0	6	1.5
Total	4	103	1266	12.3	18	78	316.5
Opponents	4	98	1013	10.3	8	50	253.2

ALL-PURPOSE

NAME	G	RUSH	REC	PUNT		KO		IR	TOTAL	YPG
				RET	RET	RET	RET			
Moore, Joshua	4	0	283	0	0	0	0	0	283	70.8
Ingram, Keaontay	4	188	93	0	0	0	0	0	281	70.2
Ehlinger, Sam	4	242	0	0	0	0	0	0	242	60.5
Johnson, Roschon	4	142	7	0	39	0	0	0	188	47.0
Eagles, Brennan	4	0	152	0	0	0	0	0	152	38.0
Robinson, Bijan	3	67	59	0	0	0	0	0	126	42.0
Whittington, Jor	2	15	110	0	0	0	0	0	125	62.5
Schooler, Brende	4	0	123	0	0	0	0	0	123	30.8
Jamison, D'Shawn	4	0	0	21	100	0	0	0	121	30.2
Black, Tarik	4	0	116	0	0	0	0	0	116	29.0
Wiley, Jared	4	0	77	0	0	0	0	0	77	19.2
Adimora, Chris	4	0	0	0	0	71	0	0	71	17.8
Money, Kai	4	0	65	0	0	0	0	0	65	16.2
Washington, Marc	3	0	56	0	0	0	0	0	56	18.7
Brewer, Cade	4	0	52	0	0	0	0	0	52	13.0
Smith, Jake	1	0	49	0	0	0	0	0	49	49.0
Epps, Malcolm	4	40	7	0	0	0	0	0	47	11.8
DeMar Overshown	4	0	0	0	0	29	0	0	29	7.2
Brown, Chris	4	0	0	0	0	22	0	0	22	5.5
Owens, Tyler	3	0	0	21	0	0	0	0	21	7.0
Liebrock, Brayde	2	0	11	0	0	0	0	0	11	5.5
Thompson, Casey	1	9	0	0	0	0	0	0	9	9.0
Card, Hudson	1	8	0	0	0	0	0	0	8	8.0
Woodard, Al'Vont	4	0	6	0	0	0	0	0	6	1.5
Smith, Jarrett	1	5	0	0	0	0	0	0	5	5.0
Barron, Jahdae	3	0	0	2	0	0	0	0	2	0.7
Team	4	-1	0	0	0	0	0	0	-1	-0.2
Total	4	715	1266	44	139	122	0	0	2286	571.5
Opponents	4	588	1013	120	41	61	0	0	1823	455.8

TOTAL OFFENSE

NAME	G	PLAYS	RUSH	PASS	YDS	YPG
Ehlinger, Sam	4	212	242	1211	1453	363.2
Ingram, Keaontay	4	35	188	0	188	47.0
Johnson, Roschon	4	32	142	0	142	35.5
Robinson, Bijan	3	14	67	0	67	22.3
Thompson, Casey	1	8	9	55	64	64.0
Epps, Malcolm	4	0	40	0	40	10.0
Whittington, Jor	2	1	15	0	15	7.5
Card, Hudson	1	3	8	0	8	8.0
Smith, Jarrett	1	2	5	0	5	5.0
Team	4	2	-1	0	-1	-0.2
Total	4	310	715	1266	1981	495.2
Opponents	4	326	588	1013	1601	400.2

PUNTING

NAME	NO	YDS	AVG	LONG	TB	FC	I20	50+	BLK
Bujcevski, Ryan	20	853	42.7	60	0	4	6	6	2
Team	2	0	0.0	0	0	0	0	0	0
Total	22	853	38.8	60	0	4	6	6	2
Opponents	24	928	38.7	56	1	4	6	5	1

KICK RETURNS

NAME	NO	YDS	AVG	TD	LONG
Jamison, D'Shawn	3	100	33.3	0	42
Johnson, Roschon	2	39	19.5	0	21
Total	5	139	27.8	0	42
Opponents	2	41	20.5	0	28

PUNT RETURNS

NAME	NO	YDS	AVG	TD	LONG
Jamison, D'Shawn	7	21	3.0	0	16
Owens, Tyler	1	21	21.0	0	0
Barron, Jahdae	0	2	0.0	1	2
Total	8	44	5.5	1	16
Opponents	11	120	10.9	0	36

INTERCEPTIONS

NAME	NO	YDS	AVG	TD	LONG
Adimora, Chris	1	71	71.0	0	71
DeMar Overshown	1	29	29.0	0	29
Thompson, Josh	1	0	0.0	0	0
Brown, Chris	1	22	22.0	0	22
Sterns, Caden	1	0	0.0	0	0
Total	5	122	24.4	0	71
Opponents	4	61	15.2	0	37

FUMBLE RETURNS

NAME	NO	YDS	AVG	TD	LONG
Total	0	0	0.0	0	0
Opponents	0	0	0.0	1	0

KICKOFFS

NAME	NO	YDS	AVG	TB	OB	RETN	NET	YDLN
Dicker, Cameron	29	1881	64.9	27	0	0	0	0
Total	29	1881	64.9	27	0	41	40.2	24
Opponents	24	1442	60.1	16	0	139	37.6	27

2020 STATISTICS | SCORING/BIG PLAYS

SCORING DRIVES

TIME	PLAYS-YARDS	RESULT	SCORING PLAY	OPPONENT
OT	2-25	TD	Sam Ehlinger 25 yd run	vs. Oklahoma
OT	3-25	TD	Joshua Moore 12 yd pass from Sam Ehlinger	at Texas Tech
OT	5-25	TD	Sam Ehlinger 3 yd run	vs. Oklahoma
0:19	1-78	TD	Joshua Moore 78 yd pass from Sam Ehlinger	UTEP
0:34	4-59	TD	Brennan Eagles 12 yd pass from Sam Ehlinger	at Texas Tech
0:47	2-19	TD	Sam Ehlinger 6 yd run	vs. Oklahoma
0:50	4-76	TD	Brenden Schooler 40 yd pass from Sam Ehlinger	UTEP
1:02	3-42	TD	Tarik Black 5 yd pass from Sam Ehlinger	UTEP
1:10	4-50	TD	Joshua Moore 9 yd pass from Sam Ehlinger	vs. Oklahoma
1:12	4-63	TD	Brennan Eagles 45 yd pass from Sam Ehlinger	TCU
1:14	4-68	TD	Brennan Eagles 35 yd pass from Casey Thompson	UTEP
1:20	4-(-5)	FG	Cameron Dicker 34 yd field goal	vs. Oklahoma
1:27	4-19	TD	Brenden Schooler 3 yd pass from Sam Ehlinger	at Texas Tech
1:33	6-75	TD	Kai Money 6 yd pass from Sam Ehlinger	UTEP
1:38	8-84	TD	Keaontay Ingram 2 yd pass from Sam Ehlinger	vs. Oklahoma
1:59	6-42	TD	Joshua Moore 18 yd pass from Sam Ehlinger	at Texas Tech
2:16	8-87	TD	Roschon Johnson 7 yd pass from Sam Ehlinger	TCU
2:25	8-54	TD	Marcus Washington 17 yd pass from Casey Thompson	UTEP
2:36	8-32	FG	Cameron Dicker 43 yd field goal	at Texas Tech
2:44	8-75	TD	Sam Ehlinger 2 yd run	vs. Oklahoma
3:03	8-70	TD	Roschon Johnson 1 yd run	UTEP
3:07	11-54	FG	Cameron Dicker 32 yd field goal	UTEP
3:09	7-70	TD	Joshua Moore 31 yd pass from Sam Ehlinger	at Texas Tech
3:24	10-67	TD	Cade Brewer 20 yd pass from Sam Ehlinger	UTEP
3:40	10-75	TD	Jake Smith 5 yd pass from Sam Ehlinger	TCU
3:40	10-75	TD	Malcolm Epps 7 yd pass from Sam Ehlinger	TCU
4:13	9-51	TD	Roschon Johnson 1 yd run	at Texas Tech
4:13	12-64	FG	Cameron Dicker 26 yd field goal	at Texas Tech
5:49	13-75	TD	Sam Ehlinger 2 yd run	at Texas Tech

20-YARD PLAYS (27)

YDS	TYPE	NAME(S)	OPPONENT
78*	Pass	Joshua Moore from Sam Ehlinger	UTEP
52	Pass	Jared Wiley from Sam Ehlinger	TCU
52	Pass	Keaontay Ingram from Sam Ehlinger	TCU
45*	Pass	Brennan Eagles from Sam Ehlinger	TCU
43	Pass	Jordan Whittington from Sam Ehlinger	UTEP
41	Rush	Hudson Card (1 yd) and Malcolm Epps (40 yds)	UTEP
40*	Pass	Brenden Schooler from Sam Ehlinger	UTEP
40	Rush	Roschon Johnson	TCU
36	Rush	Sam Ehlinger	TCU
35*	Pass	Brennan Eagles from Casey Thompson	UTEP
31	Pass	Tarik Black from Sam Ehlinger	UTEP
31*	Pass	Joshua Moore from Sam Ehlinger	at Texas Tech
29	Rush	Bijan Robinson	UTEP
27	Pass	Tarik Black from Sam Ehlinger	UTEP
27	Pass	Brenden Schooler from Sam Ehlinger	at Texas Tech
26	Pass	Marcus Washington from Sam Ehlinger	UTEP
26	Rush	Keaontay Ingram	at Texas Tech
26	Pass	Bijan Robinson from Sam Ehlinger	vs. Oklahoma
25	Pass	Brenden Schooler from Sam Ehlinger	UTEP
25*	Rush	Sam Ehlinger	vs. Oklahoma
24	Rush	Sam Ehlinger	at Texas Tech
24	Pass	Tarik Black from Sam Ehlinger	vs. Oklahoma
22	Pass	Joshua Moore from Sam Ehlinger	UTEP
20*	Pass	Cade Brewer from Sam Ehlinger	UTEP
20	Pass	Kai Money from Sam Ehlinger	at Texas Tech
20	Pass	Jordan Whittington from Sam Ehlinger	vs. Oklahoma
20	Rush	Sam Ehlinger	vs. Oklahoma

*touchdown scored on play

20-YARD PLAYS SUMMARY

OPPONENT	NO (TDs)
UTEP	12 (4)
Pass	10 (4)
Rush	2 (0)
at Texas Tech	5 (1)
Pass	3 (1)
Rush	2 (0)
TCU	5 (1)
Pass	3 (1)
Rush	2 (0)
vs. Oklahoma	5 (1)
Pass	3 (0)
Rush	2 (1)
Baylor	
Pass	
Rush	
at Oklahoma State	
Pass	
Rush	
West Virginia	
Pass	
Rush	
at Kansas	
Pass	
Rush	
Iowa State	
Pass	
Rush	
at Kansas State	
Pass	
Rush	

2020 STATISTICS | SUPERLATIVES

INDIVIDUAL SINGLE-GAME SUPERLATIVES

CATEGORY	NO.	TEXAS
Rushes	23	Ehlinger, Sam vs Oklahoma (Oct 10, 2020)
Yards Rushing	112	Ehlinger, Sam vs Oklahoma (Oct 10, 2020)
TD Rushes	4	Ehlinger, Sam vs Oklahoma (Oct 10, 2020)
Long Rush	40	Johnson, Roschon vs TCU (Oct 03, 2020)
Pass attempts	53	Ehlinger, Sam vs Oklahoma (Oct 10, 2020)
Pass completions	30	Ehlinger, Sam vs Oklahoma (Oct 10, 2020)
Yards Passing	426	Ehlinger, Sam vs UTEP (Sep 12, 2020)
TD Passes	5	Ehlinger, Sam vs UTEP (Sep 12, 2020)
Long Pass	78	Ehlinger, Sam at Texas Tech (Sep 26, 2020)
Receptions	10	Ehlinger, Sam vs UTEP (Sep 12, 2020)
Yards Receiving	127	Whittington, Jor vs Oklahoma (Oct 10, 2020)
TD Receptions	3	Moore, Joshua vs UTEP (Sep 12, 2020)
Long Reception	78	Moore, Joshua vs UTEP (Sep 12, 2020)
Field Goals	2	Dicker, Cameron at Texas Tech (Sep 26, 2020)
Long Field Goal	43	Dicker, Cameron at Texas Tech (Sep 26, 2020)
Punts	7	Bujcevski, Ryan vs Oklahoma (Oct 10, 2020)
Punting Avg	45.0	Bujcevski, Ryan vs TCU (Oct 03, 2020)
Long Punt	60	Bujcevski, Ryan vs Oklahoma (Oct 10, 2020)
Punts inside 20	4	Bujcevski, Ryan vs Oklahoma (Oct 10, 2020)
Long Punt Return	16	Jamison, D'Shawn vs Oklahoma (Oct 10, 2020)
Long Kickoff Return	42	Jamison, D'Shawn at Texas Tech (Sep 26, 2020)
Tackles	13	Foster, B.J. vs Oklahoma (Oct 10, 2020)
Sacks	1.0	Collins, Alfred vs UTEP (Sep 12, 2020)
		Tillman, Marcus vs UTEP (Sep 12, 2020)
		Ossai, Joseph vs TCU (Oct 03, 2020)
		Sweat, T'Vondre vs Oklahoma (Oct 10, 2020)
Tackles For Loss	3.5	Ossai, Joseph vs TCU (Oct 03, 2020)
Interceptions	1	Thompson, Josh vs UTEP (Sep 12, 2020)
		Sterns, Caden at Texas Tech (Sep 26, 2020)
		Adimora, Chris at Texas Tech (Sep 26, 2020)
		Brown, Chris at Texas Tech (Sep 26, 2020)
		DeMar Overshown vs Oklahoma (Oct 10, 2020)

CATEGORY	NO.	OPPONENT
Rushes	22	Pledger, T.J., vs Oklahoma (Oct 10, 2020)
Yards Rushing	131	Pledger, T.J., vs Oklahoma (Oct 10, 2020)
TD Rushes	2	Thompson, S., at Texas Tech (Sep 26, 2020)
		Duggan, Max, vs TCU (Oct 03, 2020)
Long Rush	75	Pledger, T.J., vs Oklahoma (Oct 10, 2020)
Pass attempts	52	Thompson, S., at Texas Tech (Sep 26, 2020)
Pass completions	31	Bowman, Alan, at Texas Tech (Sep 26, 2020)
Yards Passing	331	Bowman, Alan, at Texas Tech (Sep 26, 2020)
TD Passes	5	Bowman, Alan, at Texas Tech (Sep 26, 2020)
Long Pass	50	Bowman, Alan, at Texas Tech (Sep 26, 2020)
Receptions	8	Duggan, Max, vs TCU (Oct 03, 2020)
Yards Receiving	91	Wease, Theo, vs Oklahoma (Oct 10, 2020)
TD Receptions	2	Ezukanma, Erik, at Texas Tech (Sep 26, 2020)
Long Reception	50	Carter, KeSean, at Texas Tech (Sep 26, 2020)
Field Goals	4	Vasher, T.J., at Texas Tech (Sep 26, 2020)
Long Field Goal	49	Vasher, T.J., at Texas Tech (Sep 26, 2020)
Punts	8	Johnston, Q., vs TCU (Oct 03, 2020)
Punting Avg	47.8	Kell, Griffin, vs TCU (Oct 03, 2020)
Long Punt	56	Kell, Griffin, vs TCU (Oct 03, 2020)
Punts inside 20	2	SLOAN, Joshua, vs UTEP (Sep 12, 2020)
		McNamara, A., at Texas Tech (Sep 26, 2020)
Long Punt Return	36	McNamara, A., at Texas Tech (Sep 26, 2020)
Long Kickoff Return	28	McNamara, A., at Texas Tech (Sep 26, 2020)
Tackles	12	Sandy, Jordy, vs TCU (Oct 03, 2020)
Sacks	2.0	Mundschaun, R., vs Oklahoma (Oct 10, 2020)
Tackles For Loss	2.0	Mundschaun, R., vs Oklahoma (Oct 10, 2020)
		Mims, Marvin, vs Oklahoma (Oct 10, 2020)
Interceptions	1	Rambo, C., vs Oklahoma (Oct 10, 2020)
		Fields, Pat, vs Oklahoma (Oct 10, 2020)
		Bonitto, Nik, vs Oklahoma (Oct 10, 2020)
		Ugwoegbu, David, vs Oklahoma (Oct 10, 2020)
		Bonitto, Nik, vs Oklahoma (Oct 10, 2020)
		Hogan, Alex, at Texas Tech (Sep 26, 2020)
		Van Zandt, L., vs TCU (Oct 03, 2020)
		Washington, W., vs Oklahoma (Oct 10, 2020)
		Brown, Tre, vs Oklahoma (Oct 10, 2020)

TEAM SINGLE-GAME SUPERLATIVES

CATEGORY	NO.	TEXAS
Rushes	48	at Texas Tech (Sep 26, 2020)
Yards Rushing	214	at Texas Tech (Sep 26, 2020)
Yards Per Rush	6.3	vs TCU (Oct 03, 2020)
TD Rushes	4	vs Oklahoma (Oct 10, 2020)
Pass attempts	53	vs Oklahoma (Oct 10, 2020)
Pass completions	30	vs Oklahoma (Oct 10, 2020)
Yards Passing	481	vs UTEP (Sep 12, 2020)
Yards Per Pass	11.7	vs UTEP (Sep 12, 2020)
TD Passes	7	vs UTEP (Sep 12, 2020)
Total Plays	89	at Texas Tech (Sep 26, 2020)
Total Offense	689	vs UTEP (Sep 12, 2020)
Yards Per Play	9.3	vs UTEP (Sep 12, 2020)
Points	63	at Texas Tech (Sep 26, 2020)
Sacks By	2	vs UTEP (Sep 12, 2020)
		vs Oklahoma (Oct 10, 2020)
First Downs	28	vs UTEP (Sep 12, 2020)
Penalties	12	vs TCU (Oct 03, 2020)
Penalty Yards	100	at Texas Tech (Sep 26, 2020)
Turnovers	3	vs Oklahoma (Oct 10, 2020)
Interceptions By	3	at Texas Tech (Sep 26, 2020)
Punts	8	vs Oklahoma (Oct 10, 2020)
Punting Avg	45.0	vs TCU (Oct 03, 2020)
Long Punt	60	vs Oklahoma (Oct 10, 2020)
Punts inside 20	4	vs Oklahoma (Oct 10, 2020)
Long Punt Return	16	vs Oklahoma (Oct 10, 2020)

CATEGORY	NO.	OPPONENT
Rushes	55	vs Oklahoma (Oct 10, 2020)
Yards Rushing	227	vs TCU (Oct 03, 2020)
Yards Per Rush	4.6	at Texas Tech (Sep 26, 2020)
TD Rushes	4	vs Oklahoma (Oct 10, 2020)
Pass attempts	52	at Texas Tech (Sep 26, 2020)
Pass completions	31	at Texas Tech (Sep 26, 2020)
Yards Passing	331	at Texas Tech (Sep 26, 2020)
Yards Per Pass	7.7	vs TCU (Oct 03, 2020)
TD Passes	5	at Texas Tech (Sep 26, 2020)
Total Plays	97	vs Oklahoma (Oct 10, 2020)
Total Offense	469	vs Oklahoma (Oct 10, 2020)
Yards Per Play	5.8	at Texas Tech (Sep 26, 2020)
Points	56	at Texas Tech (Sep 26, 2020)
Sacks By	6	vs Oklahoma (Oct 10, 2020)
First Downs	30	vs Oklahoma (Oct 10, 2020)
Penalties	14	vs TCU (Oct 03, 2020)
Penalty Yards	121	vs Oklahoma (Oct 10, 2020)
Turnovers	3	at Texas Tech (Sep 26, 2020)
		vs Oklahoma (Oct 10, 2020)
Interceptions By	2	vs Oklahoma (Oct 10, 2020)
Punts	8	vs UTEP (Sep 12, 2020)
Punting Avg	42.8	vs TCU (Oct 03, 2020)
Long Punt	56	at Texas Tech (Sep 26, 2020)
Punts inside 20	2	at Texas Tech (Sep 26, 2020)
		vs TCU (Oct 03, 2020)
		vs Oklahoma (Oct 10, 2020)
Long Punt Return	36	vs Oklahoma (Oct 10, 2020)

2020 STATISTICS | MISC

SCORING

SCORING	TD	FGS	KICK	PAT RUSH	PAT RCV	PAT PASS	PAT DXP	SAF	POINTS
Dicker, Cameron	0	4-6	24-24	0-0	0	0-0	0	0	36
Ehlinger, Sam	5	0-0	0-0	0-0	0	1-1	0	0	30
Moore, Joshua	5	0-0	0-0	0-0	0	0-0	0	0	30
Eagles, Brennan	3	0-0	0-0	0-0	1	0-0	0	0	20
Johnson, Roschon	3	0-0	0-0	0-0	0	0-0	0	0	18
Schooler, Brende	2	0-0	0-0	0-0	0	0-0	0	0	12
Ingram, Keaontay	1	0-0	0-0	1-1	0	0-0	0	0	8
Smith, Jake	1	0-0	0-0	0-0	0	0-0	0	0	6
Barron, Jahdae	1	0-0	0-0	0-0	0	0-0	0	0	6
Brewer, Cade	1	0-0	0-0	0-0	0	0-0	0	0	6
Money, Kai	1	0-0	0-0	0-0	0	0-0	0	0	6
Washington, Marc	1	0-0	0-0	0-0	0	0-0	0	0	6
Black, Tarik	1	0-0	0-0	0-0	0	0-0	0	0	6
Epps, Malcolm	1	0-0	0-0	0-0	0	0-0	0	0	6
Team	0	0-0	0-0	0-0	0	0-0	0	1	2
Total	26	4-6	24-24	1-1	1	1-1	0	1	198
Opponents	18	6-9	17-17	0-0	1	1-1	0	0	145

FIELD GOAL ACCURACY

NAME	G	10-19	20-29	30-39	40-49	50-59	60+	TOTAL	PCT	LONG
Cameron Dicker	4	0-0	1-1	2-3	1-2	0-0	0-0	4-6	66.7	43
Total	4	0-0	1-1	2-3	1-2	0-0	0-0	4-6	66.7	43

FG SEQUENCE	TEXAS	OPPONENTS
UTEP	43,(32)	49,(47)
at Texas Tech	(43),(26)	46
TCU	-	(27),(32),(49),(28)
vs. Oklahoma	(34),33	(19),31
Baylor		
at Oklahoma State		
West Virginia		
at Kansas		
Iowa State		
at Kansas State		

Numbers in (parentheses) indicate field goal was made.

TEXAS IN THE RED ZONE

Possessions	26
Total scores	22
Percentage	84.6%
Points Scored	144
Touchdowns (rush/pass)	19 (6/13)
Field goals	3
Missed field goals	1
On downs	1
Turnovers (fumble/interception)	2 (1/1)
Clock	0

OPPONENTS IN THE RED ZONE

Possessions	20
Total scores	16
Percentage	80.0%
Points Scored	96
Touchdowns (rush/pass)	12 (7/5)
Field goals	4
Missed field goals	2
On downs	1
Turnovers (fumble/interception)	1 (0/1)
Clock	0

TEXAS NON-OFFENSIVE TOUCHDOWNS

YDS	PLAY	PLAYER	OPPONENT
2	Bik Punt Return	Jahdae Barron	at Texas Tech

POINTS OFF TURNOVERS

OPPONENT	UT TOs	OPP POINTS	OPP TOs	UT POINTS
UTEP	0	0	1	7
at Texas Tech	2	14	3	14
TCU	2	3	1	0
vs. Oklahoma	3	3	3	10
Baylor				
at Oklahoma State				
West Virginia				
at Kansas				
Iowa State				
at Kansas State				
TOTAL	7	20	8	31

2020 STATISTICS | GAME CAPSULES

GAME-BY-GAME CAPSULES

GAME	1ST DOWNS		RUSHING		PASSING		TOTAL PLAYS-YDS	3RD DOWN CONV.	TIME OF POSSESSION	
	R-PS-PN		ATT-YDS	TD	C-ATT-INT	YDS				TD
Texas	7-21-0		33-208	1	29-481-0	481	7	74-689	5-10	25:43
UTEP	4-8-2		33-43	0	19-39-1	190	0	72-233	3-16	34:17
Texas	13-13-1		48-214	2	27-41-1	262	5	89-476	5-16	34:39
Texas Tech	5-16-3		24-116	2	31-52-3	325	5	76-441	8-16	25:21
Texas	6-8-2		24-152	0	17-36-1	236	4	60-388	7-14	25:09
TCU	13-10-1		50-226	3	20-30-0	231	0	80-457	7-17	34:51
Texas	9-12-6		34-141	4	30-53-2	287	2	87-428	6-17	23:56
Oklahoma	10-18-2		55-208	4	28-42-1	261	3	97-469	8-18	36:04
Texas										
Baylor										
Texas										
Oklahoma State										
Texas										
West Virginia										
Texas										
Kansas										
Texas										
Iowa State										
Texas										
Kansas State										

CENTURY CLUB

		<u>RUSHING [1]</u>		<u>NAME, OPPONENT</u>	
YARDS	ATTEMPTS				
112	23			Sam Ehlinger, Oklahoma	
		<u>RECEIVING [1]</u>		<u>NAME, OPPONENT</u>	
YARDS	RECEPTIONS				
127	6			Joshua Moore, UTEP	

2020 STATISTICS | DEFENSE

DEFENSE

DEFENSIVE LEADERS	GP	SOLO	AST	TOTAL	TFL/YDS	SACKS/YDS	INT-YDS	BRUP	QBH	FR-YDS	FF	KICK	SAF
46..... Ossai, Joseph	4	12	19	31	6.5-15	1.0-6		2	2		2		
OX..... DeMar Overshown	4	8	16	24	3.5-8		1-29	3	1				
25..... Foster, B.J.	4	12	12	24				1					
15..... Brown, Chris	4	18	4	22	2.0-11		1-22	1		1-0	1		
7X..... Sterns, Caden	3	8	12	20	0.5-0		1-0	2					
1X..... Adimora, Chris	4	11	8	19			1-71	3					
6X..... Mitchell, Juwan	4	7	10	17	2.0-4			1	1	1-0			
99..... Coburn, Keondre	4	5	10	15	2.0-4								
36..... Jones, Jacoby	3	5	9	14	1.0-2	0.5-2							
57..... Jaquess, Cort	4	5	8	13	2.5-4								
49..... Graham, Ta'Quon	4	5	6	11	2.5-13				1				
9X..... Thompson, Josh	4	6	5	11	1.5-6		1-0		1				
33..... Gbenda, David	4	5	5	10									
1A..... Cook, Anthony	4	3	7	10	0.5-1								
95..... Collins, Alfred	4	4	5	9	2.0-10	1.5-8							
93..... Sweat, T'Vondre	4	2	7	9	1.5-10	1.0-10				1-0	1		
98..... Ojomo, Moro	4	4	4	8				1	2				
5X..... Jamison, D'Shawn	4	5	3	8	0.5-1			2					
3..... Green, Jalen	4	5	1	6	1.0-4			1					
40..... Adeoye, Ayodele	2	2	3	5									
5B..... Bush, Jett	3	4	1	5	1.0-10								
28..... Thompson, Jerrin	4	1	3	4									
4X..... Alford, Xavion	2	3		3									
2X..... Watson, Kenyatta	2	2	1	3	0.5-2			1					
41..... Ford, Jaylan	4	2	1	3									
1C..... Tillman, Marcus	1	2		2	1.0-10	1.0-10							
2A..... Crawford, Kitan	4	2		2									
8X..... Bujcevski, Ryan	4	2		2									
23..... Barron, Jahdae	3	2		2				1					
80..... Brewer, Cade	4	1		1									
2..... Johnson, Roschon	4	1		1									
70..... Jones, Christian	4	1		1									
32..... Dorbah, Prince	1	1		1									
44..... Owens, Tyler	3	1		1				1				1	
39..... Estell, Montrell	2	1		1									
11..... Ehlinger, Sam	4	1		1									
TM..... Team	4												1
..... Total	4	159	160	319	32-115	5-36	5-122	20	8	3-0	4	1	1
..... Opponents	4	154	134	288	21.0-78	8-52	4-61	19	11	3-0	3	3	

GP - games played • GS - games started • SOLO - unassisted tackles • AST - assisted tackles • TOTAL - total tackles • TFL - tackles for loss • INT - interceptions

SPECIAL TEAMS TACKLES

NAME	TT (KO/PUNT)	NAME	TT (KO/PUNT)	NAME	TT (KO/PUNT)
Ryan Bujcevski	2 (0/2)				
Chris Adimora	1 (1/0)				
Chris Brown	1 (0/1)				
Anthony Cook	1 (0/1)				
Kitan Crawford	1 (1/0)				
David Gbenda	1 (1/0)				
Cort Jaquess	1 (1/0)				
Roschon Johnson	1 (0/1)				
DeMarvion Overshown	1 (0/1)				
Tyler Owens	1 (0/1)				

2020 STATISTICS | DEFENSE

GAME-BY-GAME TACKLES (INDIVIDUAL)

TOTAL TACKLES	UA-A	TOT	UTEP	TTU	TCU	OU	BU	OSU	WVU	KU	ISU	KSU
Ossai, Joseph	12-19	31	2-6	2-1	2-9	6-3						
Foster, B.J.	12-12	24	-	5-2	2-2	5-8						
DeMar Overshown	8-16	24	1-3	2-0	2-5	3-8						
Brown, Chris	18-4	22	2-0	3-1	5-2	8-1						
Sterns, Caden	8-12	20	0-4	4-0	4-8	DNP						
Adimora, Chris	11-8	19	3-3	4-1	3-0	1-4						
Mitchell, Juwan	7-10	17	-	4-1	0-2	3-7						
Coburn, Keondre	5-10	15	1-1	0-1	4-7	0-1						
Jones, Jacoby	5-9	14	DNP	1-0	4-4	0-5						
Jaquess, Cort	5-8	13	3-2	-	2-5	0-1						
Graham, Tai Quon	5-6	11	1-1	3-0	1-3	0-2						
Thompson, Josh	6-5	11	0-2	3-1	0-1	3-1						
Gbenda, David	5-5	10	2-2	-	1-1	2-2						
Cook, Anthony	3-7	10	0-2	0-1	1-1	2-3						
Sweat, T'Vondre	2-7	9	1-0	-	0-5	1-2						
Collins, Alfred	4-5	9	1-1	2-2	1-0	0-2						
Ojomo, Moro	4-4	8	-	2-0	1-3	1-1						
Jamison, D'Shawn	5-3	8	2-3	1-0	-	2-0						
Green, Jalen	5-1	6	1-0	1-0	1-0	2-1						
Adeoye, Ayodele	2-3	5	DNP	1-1	1-2	DNP						
Bush, Jett	4-1	5	0-1	-	DNP	4-0						
Thompson, Jerrin	1-3	4	0-1	-	-	1-2						
Watson, Kenyatta	2-1	3	2-1	DNP	-	DNP						
Alford, Xavion	3-0	3	3-0	DNP	DNP	-						
Ford, Jaylan	2-1	3	2-1	-	-	-						
Barron, Jahdae	2-0	2	2-0	-	-	DNP						
Bujcevski, Ryan	2-0	2	-	-	1-0	1-0						
Crawford, Kitan	2-0	2	2-0	-	-	-						
Tillman, Marcus	2-0	2	2-0	DNP	DNP	DNP						
Dorbah, Prince	1-0	1	1-0	DNP	DNP	DNP						
Owens, Tyler	1-0	1	1-0	-	-	DNP						
Estell, Montrell	1-0	1	1-0	DNP	DNP	-						
Johnson, Roschon	1-0	1	-	-	1-0	-						
Ehlinger, Sam	1-0	1	-	-	-	1-0						
Jones, Christian	1-0	1	-	1-0	-	-						
Brewer, Cade	1-0	1	-	-	1-0	-						

OFFICIATING CREWS

1 - UTEP

R: Kevin Hassell
 U: Sheldon Davis
 HL: Bradford Edwards
 LJ: Derek Anderson
 BJ: Donnie Aultman
 FJ: Ed Vinzant
 SJ: Fulton Carson
 CJ: Chris Alston

2 - TEXAS TECH

R: Scott Campbell
 U: Stuart Schake
 HL: Rick Smith
 LJ: Keith Garmond
 BJ: Brian Ernest
 FJ: Ed Vinzant
 SJ: Corey Luxner
 CJ: Tyree Walton

3 - TCU

R: Brad Van Vark
 U: Stuart Schake
 HL: Bradford Edwards
 LJ: Keith Garmond
 BJ: Joel Wetzel
 FJ: Ed Vinzant
 SJ: Lo van Pham
 CJ: Stacy Hardin

4 - OKLAHOMA

R: Brandon Cruse
 U: Robert Richeson
 HL: Al Green
 LJ: Derek Anderson
 BJ: Terry Jones
 FJ: Jason Ledet
 SJ: Lo van Pham
 CJ: Marvel July

5 - BAYLOR

R:
 U:
 HL:
 LJ:
 BJ:
 FJ:
 SJ:
 CJ:

6 - OKLAHOMA STATE

R:
 U:
 HL:
 LJ:
 BJ:
 FJ:
 SJ:
 CJ:

7 - WEST VIRGINIA

R:
 U:
 HL:
 LJ:
 BJ:
 FJ:
 SJ:
 CJ:

8 - KANSAS

R:
 U:
 HL:
 LJ:
 BJ:
 FJ:
 SJ:
 CJ:

9 - IOWA STATE

R:
 U:
 HL:
 LJ:
 BJ:
 FJ:
 SJ:
 CJ:

10 - KANSAS STATE

R:
 U:
 HL:
 LJ:
 BJ:
 FJ:
 SJ:
 CJ:

2020 STATISTICS | DEFENSE

DEFENSIVE LEADERS

SACKS	5.0-36	MULTI-TFL GAMES	6	FORCED FUMBLES	4	PASS BREAKUPS	20
Alfred Collins	1.5-8	Joseph Ossai (TCU)	3.5-10	Joseph Ossai	2	DeMarvion Overshown	3
T'Vondre Sweat	1.0-10	Ta'Quon Graham (TTU)	2.0-12	Chris Brown	1	Chris Adimora	3
Marcus Tillman Jr.	1.0-10	DeMarvion Overhoswn (UTEP)	2.0-6	T'Vondre Sweat	1	D'Shawn Jamison	2
Joseph Ossai	1.0-6	Keondre Coburn (TCU)	2.0-4	RECOVERED FUMBLES	3-0	Joseph Ossai	2
Jacoby Jones	0.5-2	Joseph Ossai (OU)	1.5-2	Chris Brown	1-0	Caden Sterns	2
		Cort Jaquess (TCU)	1.5-2	Juwan Mitchell	1-0	Jahdae Barron	1
TACKLES FOR LOSS	32.0-115	MULTI-SACK GAMES	0	T'Vondre Sweat	1-0	Chris Brown	1
Joseph Ossai	6.5-15	None		INTERCEPTIONS	5-122	B.J. Foster	1
DeMarvion Overshown	3.5-8	QB PRESSURES	8	Chris Adimora	1-71	Jalen Green	1
Ta'Quon Graham	2.5-13	Moro Ojomo	2	DeMarvion Overshown	1-29	Juwan Mitchell	1
Cort Jaquess	2.5-4	Joseph Ossai	2	Chris Brown	1-22	Moro Ojomo	1
Chris Brown	2.0-11	Ta'Quon Graham	1	Caden Sterns	1-0	Tyler Owens	1
Alfred Collins	2.0-10	Juwan Mitchell	1	Josh Thompson	1-0	Kenyatta Watson II	1
Keondre Coburn	2.0-4	DeMarvion Overshown	1			BLOCKED PUNTS	1
Juwan Mitchell	2.0-4	Josh Thompson	1			Tyler Owens	1
T'Vondre Sweat	1.5-10					BLOCKED FIELD GOALS/PAT	0
Josh Thompson	1.5-6					None	
Jett Bush	1.0-10						
Marcus Tillman Jr.	1.0-10						
Jalen Green	1.0-4						
Jacoby Jones	1.0-2						
Kenyatta Watson II	0.5-2						
Anthony Cook	0.5-1						
D'Shawn Jamison	0.5-1						
Caden Sterns	0.5-0						

GAME-BY-GAME DEFENSIVE STATISTICS (TEAM)

OPPONENT	SACKS	TFL	FF	FR	INT	PBU	P BLK	FG BLK	XP BLK	QBP
UTEP	2.0	8.0	0	0	1	5	0	0	0	2
at Texas Tech	0.0	6.0	3	0	2	8	1	0	0	0
TCU	1.0	9.0	1	1	0	2	0	0	0	5
vs. Oklahoma	2.0	9.0	3	2	1	5	0	0	0	1
BAYLOR										
at Oklahoma State										
WEST VIRGINIA										
at Kansas										
IOWA STATE										
at Kansas State										

2020 STATISTICS | STARTERS

STARTERS (GAME-BY-GAME)

OFFENSE	QB	RB	XWR	HWR	ZWR	YTE	LT	LG	C	RG	RT
UTEP.....	Ehlinger.....	R.Johnson.....	Black.....	Whittington.....	Moore.....	Brewer.....	Cosmi.....	Angilau.....	Kerstetter.....	Okafor.....	C.Jones
at Texas Tech.....	Ehlinger.....	Ingram.....	Eagles.....	Wiley (TE).....	Moore.....	Brewer.....	Cosmi.....	Angilau.....	Kerstetter.....	Okafor.....	C.Jones
TCU.....	Ehlinger.....	Ingram.....	Eagles.....	Smith.....	Moore.....	Brewer.....	Cosmi.....	Angilau.....	Kerstetter.....	Okafor.....	C.Jones
vs. Oklahoma.....	Ehlinger.....	Ingram.....	Eagles.....	Whittington.....	Moore.....	Brewer.....	Cosmi.....	Angilau.....	Kerstetter.....	Okafor.....	C.Jones
BAYLOR.....											
at Oklahoma State.....											
WEST VIRGINIA.....											
at Kansas.....											
IOWA STATE.....											
at Kansas State.....											

DEFENSE	DE	DT	NT	JACK	MLB	WLB	CB	SS	FS	CB	SPUR
UTEP.....	Ojomo.....	Graham.....	Coburn.....	Ossai.....	Jaquess.....	Overshown.....	Jamison.....	Brown.....	Sterns.....	Thompson.....	Adimora
at Texas Tech.....	Ojomo.....	Graham.....	Coburn.....	Ossai.....	Mitchell.....	Overshown.....	Jamison.....	Brown.....	Sterns.....	Thompson.....	Adimora
TCU.....	Ojomo.....	Graham.....	Coburn.....	Ossai.....	Mitchell.....	Overshown.....	Jamison.....	Brown.....	Sterns.....	Thompson.....	Adimora
vs. Oklahoma.....	Ojomo.....	Graham.....	Coburn.....	Ossai.....	Mitchell.....	Overshown.....	Green.....	Brown.....	Foster.....	Thompson.....	Adimora
BAYLOR.....											
at Oklahoma State.....											
WEST VIRGINIA.....											
at Kansas.....											
IOWA STATE.....											
at Kansas State.....											

CAREER PARTICIPATIONS/STARTS

Player	Career Games	Career Starts	Consec Games	Consec Starts	Player	Career Games	Career Starts	Consec Games	Consec Starts	Player	Career Games	Career Starts	Consec Games	Consec Starts
Ayodele Adeoye, LB	19	10	0	0	Montrell Estell, DB	25	2	1	0	Joshua Moore, WR	10	4	4	4
Chris Adimora, DB	17	4	17	4	B.J. Foster, DB	26	15	6	1	Reese Moore, OL	0	0	0	0
Kartik Akkihal, WR	1	0	0	0	Matt Frost, OL	0	0	0	0	Peter Mpagi, DL	0	0	0	0
Parker Alford, WR	0	0	0	0	Jaylen Garth, OL	0	0	0	0	Moro Ojomo, DL	17	7	19	4
Xavion Alford, DB	2	0	1	0	David Gbenda, LB	8	1	4	0	Denzel Okafor, OL	40	9	17	4
Paxton Anderson, WR	1	0	0	0	Rafiti Ghirmai, OL	7	0	4	0	Troy Omeire, WR	0	0	0	0
Junior Angilau, OL	16	16	7	7	Sawyer Goram-Welch, DL	1	0	0	0	Joseph Ossai, LB	31	19	31	18
Michael Balis, OL	0	0	0	0	Ta'Quon Graham, DL	43	18	41	17	DeMarvion Overshown, DB	21	6	8	4
Ben Ballard, QB	0	0	0	0	Jalen Green, DB	24	8	9	1	Tyler Owens, DB	16	1	0	0
Jahdae Barron, DB	4	0	4	0	Chris Hannon, JACK	0	0	0	0	Logan Parr, OL	0	0	0	0
Patrick Bayouth, DL	0	0	0	0	Dajon Harrison, WR	0	0	0	0	Tremayne Prudhomme, DB	0	0	0	0
Tristan Bennett, DL	0	0	0	0	Nathan Hatter, TE	0	0	0	0	Bijan Robinson, RB	2	0	0	0
Marquez Bimage, DL	34	0	0	0	Russell Hine, LB	9	0	0	0	Anton Simieou, RB	0	0	0	0
Tarik Black, WR	4	1	4	0	Isaiah Hookfin, OL	1	0	0	0	Jake Smith, WR	14	1	0	0
Skyler Bonneau, RB	0	0	0	0	Jaden Hullabay, LB	0	0	0	0	Jarrett Smith, RB	1	0	0	0
Cade Brewer, TE	37	17	5	5	Tope Imade, OL	4	0	0	0	Caden Sterns, DB	25	24	0	0
Luke Brockermeier, LB	2	0	0	0	Keaontay Ingram, RB	30	18	28	3	T'Vondre Sweat, DL	17	0	17	0
Vernon Broughton, DL	0	0	0	0	Ja'Quinden Jackson, QB	0	0	0	0	Turner Symonds, DB	0	0	0	0
Chris Brown, DB	39	16	8	8	D'Shawn Jamison, DB	30	13	18	0	Casey Thompson, QB	5	0	0	0
Derrian Brown, RB	0	0	0	0	Cort Jacquess, LB	26	2	26	0	Jerrin Thompson, DB	4	0	4	0
Stacy Brown Jr., WR	0	0	0	0	Kai Jarmon, WR	0	0	0	0	Josh Thompson, DB	30	7	4	4
Ryan Bujceviski, P	27	0	5	0	Roschon Johnson, RB	17	1	17	0	Marcus Tillman, Jr., LB	5	0	0	0
Jett Bush, LB	16	0	15	0	Tyler Johnson, OL	0	0	0	0	Troy Torres, DL	0	0	0	0
Marques Caldwell, DB	1	0	0	0	Christian Jones, OL	17	4	17	4	Christian Tschauner, DB	0	0	0	0
Hudson Card, QB	1	0	0	0	Jacoby Jones, DL	14	0	3	0	Willie Tyler, OL	0	0	0	0
Daniel Carson, DL	5	0	0	0	Andrej Karic, OL	1	0	0	0	Byron Vaughns, LB	12	0	0	0
Keondre Coburn, DL	20	16	18	5	Chandler Kelehan, DS	0	0	0	0	Erwin Von Nacher, K	0	0	0	0
Alfred Collins, DL	4	0	4	0	Derek Kerstetter, OL	41	32	41	17	Myron Warren, DL	0	0	0	0
Anthony Cook, DB	28	7	15	0	Reese Leitao, TE	30	0	0	0	Marcus Washington, WR	13	1	0	0
Samuel Cosmi, OL	31	30	31	30	Kennedy Lewis, WR	1	0	0	0	Jaren Watkins, RB	0	0	0	0
Kitan Crawford, DB	4	0	4	0	Brayden Liebrock, TE	5	0	1	0	Kenyatta Watson II, DB	5	0	0	0
Cameron Dicker, K	31	0	31	0	John Lilly, DL	0	0	0	0	Travis West, WR	0	0	0	0
Kelvontay Dixon, WR	1	0	0	0	Zach Lindner, K	0	0	0	0	Jordan Whittington, RB	3	2	1	1
Prince Dorbah, LB	1	0	0	0	Tannahill Love, DB	0	0	0	0	Jared Wiley, TE	16	3	13	0
Brennan Eagles, WR	27	11	9	3	Justin Mader, DS	31	0	31	0	Doak Wilson, DB	0	0	0	0
Zach Edwards, DS	0	0	0	0	Jake Majors, OL	1	0	0	0	Chad Wolf, OL	0	0	0	0
Jake Ehlinger, LB	0	0	0	0	Myles Mass, DB	0	0	0	0	Al'Vonte Woodard, WR	12	0	10	0
Sam Ehlinger, QB	40	37	35	31	Juwan Mitchell, LB	15	8	6	3	Daniel Young, RB	36	5	0	0
Malcolm Epps, WR	19	7	17	0	Kai Money, WR	4	0	4	0					

2020 STATISTICS | PARTICIPATION

#	NAME	GP/GS	UTEP	TTU	TCU	OU	BU	OSU	WVU	KU	ISU	KSU
40	Adeoye,Ayodele	2/-	...	XXX	XXX	...						
1X	Adimora,Chris	4/4	START	START	START	START						
82	Akkihah,Kartik	1/-	XXX						
4X	Alford,Xavion	2/-	XXX	XXX						
86	Anderson,Paxton	1/-	XXX						
75	Angilau,Junior	4/4	START	START	START	START						
23	Barron,Jahdae	3/-	XXX	XXX	XXX	...						
0	Black,Tarik	4/1	START	XXX	XXX	XXX						
80	Brewer,Cade	4/4	START	START	START	START						
45	Broughton,Verno	1/-	XXX						
15	Brown,Chris	4/4	START	START	START	START						
8X	Bujcevski,Ryan	4/-	XXX	XXX	XXX	XXX						
5B	Bush,Jett	3/-	XXX	XXX	...	XXX						
1	Card,Hudson	1/-	XXX						
88	Carson,Daniel	1/-	XXX						
99	Coburn,Keondre	4/4	START	START	START	START						
95	Collins,Alfred	4/-	XXX	XXX	XXX	XXX						
1A	Cook,Anthony	4/-	XXX	XXX	XXX	XXX						
52	Cosmi,Samuel	4/4	START	START	START	START						
2A	Crawford,Kitan	4/-	XXX	XXX	XXX	XXX						
17	Dicker,Cameron	4/-	XXX	XXX	XXX	XXX						
16	Dixon,Kelvontay	1/-	XXX	...						
32	Dorbah,Prince	1/-	XXX						
13	Eagles,Brennan	4/3	XXX	START	START	START						
11	Ehlinger,Sam	4/4	START	START	START	START						
19	Epps,Malcolm	4/-	XXX	XXX	XXX	XXX						
39	Estell,Montrell	2/-	XXX	XXX						
41	Ford,Jaylan	4/-	XXX	XXX	XXX	XXX						
25	Foster,B.J.	4/1	XXX	XXX	XXX	START						
33	Gbenda,David	4/-	XXX	XXX	XXX	XXX						
74	Ghirmai,Rafiti	4/-	XXX	XXX	XXX	XXX						
91	Goram,Welch,Saw	1/-	XXX						
49	Graham,Ta'Quon	4/4	START	START	START	START						
3	Green,Jalen	4/1	XXX	XXX	XXX	START						
73	Hookfin,Isaiah	1/-	XXX						
67	Imade,Tope	1/-	XXX						
26	Ingram,Keaontay	4/3	XXX	START	START	START						
5X	Jamison,D'Shawn	4/3	START	START	START	XXX						
57	Jaquess,Cort	4/1	START	XXX	XXX	XXX						
14	Jarmon,Kai	1/-	XXX	...						
2	Johnson,Roschon	4/1	START	XXX	XXX	XXX						
70	Jones,Christian	4/4	START	START	START	START						
36	Jones,Jacoby	3/-	...	XXX	XXX	XXX						
69	Karic,Andrej	1/-	XXX						
68	Kerstetter,Dere	4/4	START	START	START	START						
81	Leitao,Reese	3/-	XXX	XXX	XXX	...						
89	Liebrock,Brayde	2/-	XXX	XXX						
54	Mader,Justin	4/-	XXX	XXX	XXX	XXX						
65	Majors,Jake	1/-	XXX						
6X	Mitchell,Juwan	4/3	XXX	START	START	START						
83	Money,Kai	4/-	XXX	XXX	XXX	XXX						
6	Moore,Joshua	4/4	START	START	START	START						
98	Ojomo,Moro	4/4	START	START	START	START						
78	Okafor,Denzel	4/4	START	START	START	START						
46	Ossai,Joseph	4/4	START	START	START	START						
0X	DeMar Overshown	4/4	START	START	START	START						
44	Owens,Tyler	3/-	XXX	XXX	XXX	...						
5	Robinson,Bijan	3/-	XXX	XXX	...	XXX						
1D	Schooler,Brende	4/-	XXX	XXX	XXX	XXX						
7	Smith,Jake	1/1	START	...						
2C	Smith,Jarrett	1/-	XXX						
7X	Sterns,Caden	3/3	START	START	START	...						
93	Sweat,T'Vondre	4/-	XXX	XXX	XXX	XXX						
8	Thompson,Casey	1/-	XXX						
28	Thompson,Jerrin	4/-	XXX	XXX	XXX	XXX						
9X	Thompson,Josh	4/4	START	START	START	START						
1C	Tillman,Marcus	1/-	XXX						
50	Vaughns,Byron	2/-	XXX	XXX						
1E	Washington,Marc	3/-	XXX	XXX	XXX	...						
2X	Watson,Kenyatta	2/-	XXX	...	XXX	...						
4	Whittington,Jor	2/2	START	START						
18	Wiley,Jared	4/1	XXX	START	XXX	XXX						
9	Woodard,Al'Vont	4/-	XXX	XXX	XXX	XXX						