



# MOUNTAINEER FOOTBALL

WVUSPORTS.COM

PO BOX 877 // MORGANTOWN, WV 26507-0877 // 304.293.2821 PHONE

WINSTON WRIGHT JR.



## WEST VIRGINIA MOUNTAINEERS

**2020 Record:** .... 1-1, 0-1 Big 12  
**Head Coach:** ..... Neal Brown  
**Alma Mater:** ..... UMass  
**Year:**.....2002  
**Record at WVU:** ..... 6-8 (2nd)  
**Overall Record:** ..... 41-24 (6th)

## GAME 3

**DATE:**  
Saturday, October 3, 2020  
**TIME:** Noon (ET)  
**LOCATION:** Morgantown, W.Va.  
**STADIUM:**  
Milan Puskar Stadium (60,000)  
**LIVE BROADCAST:**  
ABC  
**LIVE AUDIO:**  
Mountaineer Sports Network by  
Learfield IMG College  
Tune-In and WVU Game Day Apps  
**TWITTER UPDATES:**  
@wvufootball  
**LIVE STATS:**  
Statbroadcast.com



## BAYLOR BEARS

**2020 Record:** .....1-0, 1-0 Big 12  
**Head Coach:** ..... Dave Aranda  
**Alma Mater:** ..... Cal Lutheran  
**Year:**.....1990  
**Record at BU:** ..... 1-0 (1st)  
**Overall Record:** .....1-0 (1st)

## NOTING THE MOUNTAINEERS

- The 2020 season marks West Virginia's 128th season of football. The Mountaineers are the 15th winningest program in college football
- The 2020 year marks the 41st season of competition for West Virginia at Milan Puskar Stadium. WVU holds a 181-70-4 (.718) all-time mark at the facility, which opened in 1980
- Since 1980, West Virginia is 251-113-4 in games played on artificial turf surfaces. WVU was 57-29 on turf in the 1990s, 66-21 on turf in the 2000s and 62-40 during the 2010s. In the 2020s, the Mountaineers are 1-1 on turf
- WVU is 276-216-21 all-time in the month of October/160-61-13 at home/17-20 since 2010, including 11-7 at home
- WVU is 9-5-1 in games played on Oct. 3, including 6-0 at home. The last time WVU played on Oct. 3 was in 2015 at Oklahoma (L, 44-24). The last time the Mountaineers played at home on Oct. 3 was against Boston College (T, 34-34) in 1992.
- WVU is 90-14 since 2002 when winning the turnover battle
- Running back Leddie Brown is No. 8 nationally in rushing yards per game (113.5), No. 16 in rushing yards (227), No. 18 in rushing yards per carry (6.3) and total touchdowns (3) and No. 32 in total points scored (18)
- Running back Alec Sinkfield is ranked No. 19 nationally in rushing yards per carry (6.09)
- Quarterback Jarret Doege is No. 15 nationally in passing touchdowns (4), No. 19 in passing yards per game (256.5), No. 22 in passing yards (513), No. 23 in passing efficiency (153.7), No. 25 in completions per game (19.5), No. 26 in yards per pass attempt (8.27), No. 28 in passing yards per completion (13.15), No. 33 in completion percentage (.629) and No. 36 in total offense (237.5)
- Wide receiver Sam James is No. 43 nationally in receptions per game (5.0). Wide receiver Winston Wright Jr. is No. 57 in receiving yards (158)
- Kicker Evan Staley is No. 25 in field goals per game (1.0) and No. 32 in field goal percentage (.667)

## THE SERIES

All-Time Series ..... WVU leads 5-3  
 In Morgantown ..... WVU leads 4-0  
 In Waco ..... BU leads 3-1  
 At Neutral Sites ..... 0-0  
 First Meeting ..... 2012, WVU 70-63 (H)  
 Last Meeting ..... 2019, BU 17-14 (A)  
 Brown vs. BU ..... 0-1  
 Brown vs. Aranda ..... First Meeting  
 Aranda vs. WVU ..... First Meeting

- Safety Alonzo Addae and linebacker Tony Fields II are tied for No. 10 in total interceptions (1) and No. 32 for interceptions per game (0.5)
- Bandit VanDarius Cowan is ranked No. 24 nationally in sacks (1.0), tied for No. 26 in forced fumbles (1) and No. 41 in tackles for loss (1.8). Bandit Jared Bartlett is tied with Cowan at No. 26 in forced fumbles (1)
- Kickoff returner Winston Wright Jr. is ranked No. 23 nationally in kickoff returns (21.7). Punt returner Alec Sinkfield is No. 18 in punt returns (2.7)
- Punter Tyler Sumpter is No. 16 in net punting, averaging 43.6 yards per kick

## 2020 SCHEDULE & RESULTS



EKU  
Sept. 12  
W, 56-10  
FS1



AT OKLAHOMA ST.  
Sept. 26  
L, 27-13  
ABC



BAYLOR  
Oct. 3  
Noon  
ABC



KANSAS  
Oct. 17  
TBA



AT TEXAS TECH  
Oct. 24  
TBA



KANSAS STATE  
Oct. 31  
TBA



AT TEXAS  
Nov. 7  
TBA



TCU  
Nov. 14  
TBA



OKLAHOMA  
Nov. 28  
TBA



IOWA STATE  
Dec. 5  
TBA

#TRUSTTHECLIMB

## GAME COVERAGE

TV .....ABC  
 Bob Wischusen (PBP), Dan Orlovsky (analyst),  
 Rocky Boiman (sideline)  
 Radio .....Tony Caridi (PBP), Dwight Wallace (analyst),  
 Jed Drenning (sideline),  
 Dan Zangrilli, Dale Wolfley (Pregame/Postgame Show)  
 Satellite Radio Broadcast..... Sirius Ch 136, XM Ch 199  
 Live Statistics ..... WVU.Statbroadcast.com  
 Twitter Updates..... @WVUFootball

## NATIONAL RANKINGS

ASSOCIATED PRESS // SEPT. 27

School	Record	Points	Prev. Rank
1. Clemson (55)	2-0	1,542	1
2. Alabama (4)	1-0	1,473	2
3. Florida	1-0	1,324	5
4. Georgia	2-0	1,310	4
5. Notre Dame	2-0	1,231	7
6. Ohio State	0-0	1,169	NR
7. Auburn	1-0	1,133	8
8. Miami	3-0	1,045	12
9. Texas	2-0	862	8
10. Penn State	0-0	840	NR
11. UCF	2-0	743	13
12. North Carolina	1-0	734	11
13. Texas A&M	1-0	705	10
14. Oregon	0-0	651	NR
15. Cincinnati	2-0	646	14
16. Mississippi State	1-0	590	NR
17. Oklahoma State	2-0	555	15
18. Oklahoma	1-1	535	3
19. Wisconsin	0-0	510	NR
20. LSU	0-1	401	6
21. Tennessee	1-0	377	16
22. BYU	2-0	295	18
23. Michigan	0-0	277	NR
24. Pitt	3-0	248	21
25. Memphis	1-0	196	17

ARV: Virginia Tech 195, Louisiana-Lafayette 126, Minnesota 110, USC 104, Kansas State 60, SMU 37, Marshall 31, Baylor 22, Iowa 16, Utah 14, Virginia 12, Arkansas State 11, UAB 5, Washington 4, Kentucky 4, Louisville 4, Army 3

AMWAY COACHES POLL // SEPT. 27

School	Record	Points	Prev. Rank
1. Clemson (42)	2-0	1,194	1
2. Alabama (4)	1-0	1,144	2
3. Florida	1-0	1,038	6
4. Georgia	1-0	1,006	3
5. Notre Dame	2-0	971	7
6. Ohio State	0-0	890	10
7. Auburn	1-0	889	8
8. Miami	3-0	795	14
9. Texas	2-0	745	9
10. Penn State	0-0	589	13
11. North Carolina	1-0	578	12
12. UCF	2-0	577	15
13. Texas A&M	1-0	561	11
14. Mississippi State	1-0	492	NR
15. Cincinnati	2-0	480	16
16. Oklahoma	1-1	473	3
17. LSU	0-1	445	5
18. Wisconsin	0-0	438	17
19. Oklahoma State	2-0	374	18
20. Tennessee	1-0	321	21
21. Michigan	0-0	271	19
22. BYU	2-0	260	23
23. Virginia Tech	1-0	215	24
24. Memphis	1-0	210	20
25. Pitt	3-0	179	NR

ARV: Louisiana-Lafayette 108, Minnesota 106, SMU 46, Kansas State 33, Iowa 32, Virginia 29, Baylor 25, Marshall 22, Kentucky 17, Arkansas State 16, Boston College 9, South Carolina 6, Nebraska 4, UAB 3, Coastal Carolina 3, Army 3, Louisiana Tech 2, Mississippi



DARIUS STILL

LEDDIE BROWN

## STATISTICAL COMPARISONS

West Virginia	WVU Opponents	Baylor	Baylor Opponents
34.5	18.5	47.0	14.0
52	29	24	20
198.5	139.0	203.0	169.0
290.0	135.0	149.0	159.0
488.5	274.0	352.0	328.0
21.7	15.4	69.3	21.6
3.0	0.0	0.0	0.0
2-11.0	0-0.0	0-0.0	0-0.0
3-1	5-0	1-0	2-0
20-191	15-130	8-95	10-80
43.6	42.1	36.2	37.5
2-3	3-3	1-1	0-0
33:51	26:09	28:30	31:30
14-30 (46.7%)	8-25 (32%)	8-15 (53.3%)	4-14 (28.6%)
1-3 (33%)	0-0 (0%)	1-1 (100%)	2-4 (50%)
5-25	5-41	4-15	1-6
9-10 (90%)	2-2 (100%)	3-4 (75%)	1-2 (50%)

## THE 2020 ROSTER

- The 2020 roster currently consists of 109 players from 20 different states, Washington D.C. and two foreign countries: Canada (2) and The Netherlands (1).
- Leading the way is West Virginia (24), followed by Pennsylvania (11), Florida (9), Georgia (9), Ohio (9), Alabama (6), North Carolina (5), Virginia (5), Maryland (4), California (3), Delaware (3), New Jersey (3), Kentucky (2), Michigan (2), Missouri (2), Texas (3), Tennessee (2), Illinois (1), Nevada (1) and New York (1).

## AGAINST THE BIG 12

- West Virginia is 45-41 all-time against current members of the Big 12 Conference. WVU is 5-3 vs. Baylor; 5-3 against Iowa State; 8-1 against Kansas; 5-5 vs. Kansas State; 2-10 vs. Oklahoma; 4-8 vs. Oklahoma State; 5-4 vs. Texas; 5-4 vs. TCU and 6-3 vs. Texas Tech.

## AGAINST RANKED TEAMS

- Beginning with a 27-0 loss to Fordham on Oct. 18, 1941, West Virginia has played 158 games against nationally ranked teams. Of those, 47 have been Mountaineer victories.
- Since 1999, WVU has posted 23 victories over ranked teams.

## ON NETWORK TELEVISION

- The ABC telecast of the Baylor game marks the 277th network television game for WVU.
- All-time, the Mountaineers are 144-131-1 in nationally televised games.

## ON TURF

- Since 1980, West Virginia is 251-113-4 in games played on artificial turf surfaces. WVU was 57-29 on turf in the 1990s, 66-21 on turf in the 2000 decade and 62-40 during the 2010 decade. Since 2020, the Mountaineers are 1-1 on turf.

## SERIES HISTORY WITH BAYLOR

- The series between West Virginia and Baylor started in 2012 with a 70-63 WVU win in Morgantown.
- The last meeting took place in 2019 in Waco with Baylor winning a close 17-14 decision. In that meeting, Baylor broke a three-game WVU win streak from 2016-18.

2019, away, Baylor, 17-14  
 2018, home, West Virginia, 58-14  
 2017, away, West Virginia, 38-36  
 2016, home, West Virginia, 24-21  
 2015, away, Baylor, 62-38  
 2014, home, West Virginia, 41-27  
 2013, away, Baylor, 73-42  
 2012, home, West Virginia, 70-63

**STILLWATER, Okla. (Sept. 26, 2020)** - West Virginia's Big 12 Conference opener at Oklahoma State didn't go as planned., as the No. 15/18 Cowboys coming away with a 27-13 victory at Boone Pickens Stadium.

Oklahoma State used big plays in the form of a 66-yard touchdown run and a 56-yard fumble recovery for a score to build an advantage that the Mountaineers could not overcome. Mixed with 12 WVU penalties for 106 yards, the recipe was not a winning one for the visitors.

After a scoreless first quarter, the Cowboys started the scoring when running back LD Brown broke loose for a 66-yard touchdown run, giving OSU a 7-0 lead at the 13:43 mark. Brown's run came on the third play of the drive, which ended at 76 yards.

The Cowboys increased their lead to 14-0, when Tyren Irby picked up a Jarret Doege fumble and returned it 56 yards for the game's second score and OSU's second explosive play in the game.

Oklahoma State kicker Alex Hale added a 40-yard field goal with 5:02 left in the second quarter to extend OSU's advantage to 17-0 before West Virginia added an explosive play of its own.

Doege connected with receiver Winston Wright Jr. for a 70-yard scoring play, putting the Mountaineers on the board and cutting Oklahoma State's lead to 17-7 with 3:48 left before halftime.

The West Virginia defense was unable to get off the field except for the final three seconds of the quarter, which allowed the Cowboys to eat clock and add a 44-yard field goal from Hale, extending their lead to 20-7 at the intermission. The combined 27 points from both teams all occurred in the second quarter.

West Virginia came away with the only points in the third quarter, when kicker Evan Staley connected on a 26-yard field goal. The points were set up by a Tony Fields II interception and 22-yard return into Cowboy territory.

The Mountaineers certainly had their chances in the fourth quarter but could only score a 30-yard Staley field goal. For much of the game, WVU moved the ball on OSU, but could not finish the drives with touchdowns. Staley's second successful kick in the game ended an 11-play, 57-yard drive.

Just like the first half, the Mountaineer defense did everything it could to get the offense back on the field, but OSU went on a 7:39 drive that ended with a 23-yard Chuba Hubbard touchdown run to put the game out of reach and give Oklahoma State its sixth straight victory in the series.

Doege finished with 285 yards passing and one score. For the second straight game, running back Leddie Brown went over the 100-yard rushing mark with 104 yards on 26 carries. Wright Jr. led the WVU receivers with 127 receiving yards, and Alonzo Addae and Fields II had nine tackles each.

OSU put two running backs over the century mark with Brown's 103 yards and Hubbard's 101.

Quarterback Shane Illingworth passed for 139 yards with 78 of them going to receiver Tylan Wallace. Amen Ogbongbemiga topped all tacklers with 13 stops and one sack.

WVU finished with 68 yards rushing and 285 passing for 353 total yards. OSU came in at 203 on the ground and 139 through the air for 342 yards of total offense.

## WEST VIRGINIA'S LAST GAME: Oklahoma State 27, WVU 13



JARRET DOEGE

TONY FIELDS II

### Scoring and Statistical Summary

	1	2	3	4	F
West Virginia	0	7	3	3	13
Oklahoma State	0	20	0	7	27

- 2nd OSU - LD Brown 66 rush (Alex Hale kick)
- OSU - Tyren Irby 56 fumble return (Hale kick)
- OSU - Hale 40 FG
- WVU - Winston Wright, Jr. 70 pass from Jarret Doege (Evan Staley kick)
- OSU - Hale 44 FG
- 3rd WVU - Staley 26 FG
- 4th WVU - Staley 30 FG
- OSU - Chuba Hubbard 23 (Hale kick)

	WVU	OSU
First Downs	22	20
Rushes/Yards	42/68	41/203
Passing Yardage	285	139
Passes	20/37/0	15/22/1
Punts	6/239/39.8	6/269/44.8
Fumbles/Lost	2/1	4/0
Return Yardage	42	78
Penalties/Yards	12/106	7/65
Time of Possession	31:58	28:02

WVU RUSHING: Brown 26-104; WVU PASSING: Doege 20-37-0-285; WVU RECEIVING: Wright Jr. 6-127, Simmons 4-82; WVU TACKLES (TFL/QS): Addae 9 (1/0), Fields II 9, Smith 8; WVU INTERCEPTIONS: Fields II.

OSU RUSHING: Brown 11-103, Hubbard 22-101; OSU PASSING: Illingworth 15-21-1-139; OSU RECEIVING: Wallace 6-78; OSU TACKLES (TFL/QS): Ogbongbemiga 13 (1/1), Sterling 9 (1/0); OSU INTERCEPTIONS: None.

Attendance - 14,672 (Limited due to COVID-19)

## LAST TIME AGAINST BAYLOR: No. 12/11 Baylor 17, West Virginia 14

WACO, Texas. (Oct. 31, 2019) - No. 12/11 Baylor fought off a stiff challenge to defeat West Virginia, 17-14, in front of a Thursday night, ESPN audience at McLane Stadium.

West Virginia used a strong defensive effort to stay in the game and had its chances down the stretch, but could not take advantage of the opportunity to pull off the upset.

Baylor scored the game's first points as the first quarter came to an end. Quarterback Charlie Brewer connected with receiver R.J. Sneed for a 13-yard touchdown with just six seconds left. The scoring play capped an eight play, 86-yard drive by the Bears in 4:13.

Sneed's touchdown turned out to be the only points scored in the first half as the West Virginia defense turned in its best performance of the year against the potent Baylor attack.

While the defense was keeping the Mountaineers in the game, West Virginia's offensive struggles continued in the first half. The Mountaineers managed only 64 total yards in the first two quarters behind 16 rushing and 48 yards passing.

After forcing a fumble on Baylor's first possession of the third quarter, West Virginia's first real threat at a score ended at the Baylor 10-yard line, when a bad snap was recovered by the Bears.

The Mountaineers bounced back on the next possession and tied the game, when quarterback Austin Kendall connected with receiver George Campbell for an 83-yard touchdown pass. The play was West Virginia's longest from scrimmage on the year.

It didn't take the Bears long to regain the advantage, as they marched 75 yards in seven plays on their next possession to take a 14-7 lead with 4:34 left in the quarter. Brewer fired his second touchdown pass in the game, this one to Denzel Mims for 21 yards.

As much as the first half lacked offensive punch, the third quarter saw the two teams combine for 21 points. The Mountaineers answered the Baylor score with some fireworks of their own. Winston Wright Jr. took the ensuing Baylor kickoff 95 yards for a touchdown to tie the game at 14-14 with 4:22 left in the third. It was the first kickoff return for a score by the Mountaineers since 2014.

Two drives later, Baylor regained the lead for good when kicker John Mayers connected on a 36-yard field goal. The 13-play drive ate up 6:36 off the clock.

The Mountaineers had a chance to tie the game, when Campbell recovered a fumbled punt by BU. Kicker Casey Legg's first field goal attempt (43 yards) was nullified by a delay of game penalty, before his second attempt from 5 yards farther was blocked.

Campbell finished with 83 yards receiving, while the strong WVU defensive effort was paced by Noah Guzman with 12 tackles, followed by Darius Stills with 10 tackles and three sacks.

Baylor was led by Brewer with 277 yards passing as Mims and Tyquan Thornton combined for 185 yards receiving. Terrel Bernard led the BU defense with 10 tackles and one sack.

WVU finished with 205 total yards on 65 plays. Baylor turned in 453 yards on 82 plays. BU dominated the time of possession 36:26 to 23:34.

With the victory, Baylor ended a three-game losing streak to the Mountaineers.



GEORGE CAMPBELL

DARIUS STILLS

## Scoring and Statistical Summary

	1	2	3	4	F
West Virginia.....	0	0	14	0	14
Baylor.....	7	0	7	3	17

- 1st BU - R.J. Sneed 13 pass from Charlie Brewer (John Mayers kick)  
 3rd WVU - George Campbell 83 pass from Austin Kendall (Casey Legg kick)  
 BU - Denzel Mims 21 pass from Brewer (Mayers kick)  
 WVU - Winston Wright 95 kickoff return (Legg kick)  
 4th BU - Mayers 36 FG

	WVU	BU
First Downs.....	12	26
Rushes/Yards.....	26/14	56/176
Passing Yardage.....	205	277
Passes.....	20/39/1	20/26/0
Punts.....	9/376/41.8	7/255/36.4
Fumbles/Lost.....	2/1	4/3
Return Yardage.....	142	-4
Penalties/Yards.....	11/89	7/60
Time of Possession.....	23:34	36:26

WVU RUSHING: Brown 9-27; WVU PASSING: Kendall 20-39-1-205; WVU RECEIVING: Wright 4-31; WVU TACKLES (TFL/QS): Guzman 12, Darius Stills 10 (3/3); WVU INTERCEPTIONS: None.

BU RUSHING: Hasty 14-77; BU PASSING: Brewer 20-26-0-277; BU RECEIVING: Mims 5-99, Thornton 5-86; BU TACKLES (TFL/QS): Bernard 10 (2/1); BU INTERCEPTIONS: Houston.

Attendance - 46,379



AKHEEM MESIDOR

NICK TROV FORTUNE

### COACHING STAFF ASSIGNMENTS

- Here's a breakdown of the WVU coaching staff assignments for the 2020 season:
  - Matt Moore (AHC-OL/Field)
  - Gerard Parker (OC-WR/Press Box)
  - Chad Scott (Co-OC-RB/Field)
  - Jordan Lesley (Defensive Lead-DL/Field)
  - Jahmile Addae (Defensive Lead-CB/Field)
  - Jeff Koonz (ST Coordinator-ILB/Field)
  - Jeff Casteel (OLB/Press Box)
  - Sean Reagan (QB/Press Box)
  - Travis Trickett (TE-IR/Field)
  - Dontae Wright (S/Press Box)

### 30 IS ENOUGH

- Since 1980, West Virginia is 203-22-1 when scoring 30 or more points in a game. During the 1990s, West Virginia was 43-4 when scoring 30 or more points in a contest and was 40-2-1 in the '80s when reaching that mark. WVU is 122-18 since 2000 when scoring 30 points or more in a contest.

### SCORING 40 OR MORE POINTS

- Since 2000, the Mountaineers are 65-6 when hitting the 40-point plateau, and WVU is 195-6 all-time when scoring at least 40 or more points in a game.

### OVERTIME GAMES

- The 33-26 overtime loss to Oklahoma State in 2015 marked the 14th overtime game in West Virginia history. The Mountaineers own a 6-8 record in overtime games.
- West Virginia played its first overtime game against Pitt in 1997, dropping a three-overtime thriller, 41-38.

#### Overtime Games

Oct. 10, 2015	Oklahoma State 33, WVU 26, OT
Nov. 30, 2013	Iowa State 52, WVU 44, 3OT
Nov. 9, 2013	Texas 47, WVU 40, OT
Nov. 2, 2013	WVU 30, TCU 27, OT
Nov. 3, 2012	TCU 39, WVU 38 2OT
Oct. 29, 2010	UConn 16, WVU 13 OT
Sept. 10, 2010	WVU 24, Marshall 21 OT
Nov. 8, 2008	Cincinnati 26, WVU 23 OT
Sept. 18, 2008	Colorado 17, WVU 14 OT
Dec. 2, 2006	WVU 41, Rutgers 39, 3OT
Oct. 15, 2005	WVU 46, Louisville 44, 3OT
Sept. 18, 2004	WVU 19, Maryland 16 OT
Nov. 11, 2000	WVU 31, Rutgers 24, 2OT
Nov. 28, 1997	Pitt 41, WVU 38, 3OT

### FOR STARTERS

- In 2020, the Mountaineers have 38 players with at least one game of starting experience.
- Tops on that list are redshirt senior linebacker Dylan Tonkery (26), redshirt senior T.J. Simmons (15), redshirt safety Sean Mahone (14) and redshirt senior offensive lineman Chase Behrnt (14).

### TRUE AND REDSHIRT FRESHMEN

- Eleven true freshmen have played for the Mountaineers in 2020: Sam Brown (WR), Lanell Carr (DL), Jairo Faverus (SP), Garrett Greene (QB), Charles Finley (TE), Zach Frazier (OL), Akheem Mesidor (DL), Daryl Porter Jr. (CB), Taurus Simmons (BAN), Reese Smith (WR) and Jordan White (OL).
- Fourteen redshirt freshmen have played for West Virginia in 2020: Jared Bartlett (BAN), Donovan Beaver (OL), Tyler Connolly (OL), Freddie Brown (WR), Rhett Heston (DL), Drew Joseph (LB), Graeson Malashevich (WR), Nick Malone (OL), Tony Mathis (RB), Tae Mayo (S), Parker Mooror (OL), Naim Muhammad (SP), Jalen Thornton (DL) and Brandon Yates (OL).

### FIRST-TIME PLAYERS

- There are 29 Mountaineers who have seen their first WVU action during the 2020 season: Alonzo Addae (S), Donovan Beaver (OL), Freddie Brown (WR), Sam Brown (WR), Lanell Carr (BAN), Tyler Connolly (OL), Jairo Faverus (CB), Tony Fields II (LB), Charles Finley (TE), Zach Frazier (OL), Garrett Greene (QB), Rhett Heston (DL), Tavis Lee (DL), Graeson Malashevich (WR), Nick Malone (OL), Jackie Matthews (CB), Quay Mays (DL), Akheem Mesidor (DL), Dreshun Miller (CB), Parker Mooror (OL), Quamaezius Mosby (CB), Taurus Simmons (BAN), Tyler Sumpter (P), Daryl Porter Jr. (CB), Malachi Ruffin (CB), Reese Smith (WR), Jalen Thornton (DL), Jordan White (OL) and Brandon Yates (OL).

### FIRST-TIME STARTERS

- Nine Mountaineers have earned their first career start during the 2020 season: Alonzo Addae (S), Sam Brown (WR), VanDarius Cowan (BAN), Tony Fields II (LB), Zach Frazier (OL), Jackson Knipper (FB), Dreshun Miller (CB), Junior Uzebu (OL) and Brandon Yates (OL).

## Weekly Media Planner (Monday, Sept. 28 - Sunday, Oct. 4)

Mon (28)	Tue (29)	Wed (30)	Thu (1)	Fri (2)	Sat (3)	Sun (4)
Big 12 Football Conference Call - 11:40 a.m. - 11:50 a.m.  GOLF at Colonial Collegiate Invitational, 9 a.m.	Neal Brown Media Conference - Noon (via Zoom)  FB Player/Coordinator Interviews, via Zoom 12:30 p.m.  GOLF at Colonial Collegiate Invitational, 9 a.m.		The Neal Brown Radio Show, 6 p.m.  VB vs Kansas State, 7 p.m., ESPN+	GOLF at Big 12 Fall Series, 9 a.m.  VB vs Kansas State, Big 12 Now on ESPN+ 6 p.m.  WSOC vs Texas Big 12 Now on ESPN+ 7 p.m.	XC at Lou Cross Country Classic, All Day  GOLF at Big 12 Fall Series, 9 a.m.  FB vs Baylor, ABC, Noon	GOLF at Big 12 Fall Series, 9 a.m.

## COMPARING THE TWO NATIONALLY

	WVU	BU
Scoring Offense	26 (34.5)	7 (47.0)
Rushing Offense	23 (198.5)	22 (203.0)
Scoring Defense	15 (15.5)	13 (14.0)
Rushing Defense	30 (139.0)	47 (169.0)
Passing Offense	19 (290.0)	65 (149.0)
Total Offense	17 (488.5)	52 (352.0)
Passes Had Intercepted	T1 (0)	T1 (0)
Pass Defense	5 (135.0)	11 (159)
Total Defense	9 (274.0)	19 (328.0)
Kickoff Returns	24 (21.67)	1 (69.33)
Punt Returns	45 (3.00)	52 (0.00)
Net Punting	16 (41.13)	51 (36.25)
Passing Efficiency	26 (148.50)	42 (132.57)
Turnover Margin	30 (0.50)	38 (0.00)
Interceptions	T21 (2)	N/A
Pass Eff. Defense	21 (117.90)	10 (98.05)
First Downs	27 (53)	55 (24)
First Down Defense	25 (29)	13 (20)
Third Down Conv.	29 (46.7)	14 (53.3)
Opponent Third Down	20 (32.0)	14 (28.6)
Fourth Down Conv.	43 (33.3)	T1 (100.0)
Opponent Fourth Down	T1 (0.00)	5 (50.0)
Sacks By	29 (2.50)	12 (4.00)
Sacks Against	48 (2.50)	10 (1.00)
Tackles for Loss	28 (7.0)	10 (10.0)
Tackles for Loss Allowed	52 (8.00)	34 (6.00)
Penalties	60 (20)	22 (8)
Possession Time	13 (33:50)	49 (28:30)
Punt Return Defense	T7 (0.00)	T7 (0.00)
Kickoff Return Defense	18 (15.38)	52 (21.60)
Turnovers Gained	T40 (2)	N/A
Fumbles Gained	N/A	N/A
Red Zone Offense	30 (90.0%)	50 (75.0%)
Red Zone Defense	72 (200.0%)	3 (50.0%)



## OVER THE LAST SIX YEARS

- Over the last six years, West Virginia's defense is tied for No. 15 nationally in interceptions (73) among FBS schools and is tied for No. 9 among Power 5 schools.
- In 2015, the Mountaineer defense finished with 23 interceptions, ranking No. 2 nationally. WVU also was No. 5 nationally in turnovers gained (31).
- WVU finished with 11 interceptions in 2016, 14 in 2017, 10 in 2018, eight in 2019 and has two in 2020.

## TAKEAWAYS

- Over the last six years, West Virginia has produced 115 takeaways, good for No. 23 nationally and No. 13 among Power 5 schools.
- Utah has the most during the six-year period with 135, followed by Alabama with 131 and Clemson with 128.

## 16 OF THE LAST 18 BOWL GAMES

- Dating back to the 2002 Continental Tire Bowl, West Virginia has made 16 bowl appearances in the last 18 years, including winning three BCS bowl games (Sugar - Georgia 2006, Fiesta - Oklahoma 2008 and Orange - Clemson 2012). The Mountaineers are one of 15 Power 5 schools to accomplish this feat.

## ON GRASS

- Since 1980, West Virginia is 54-65 in games played on natural grass. The Mountaineers are 20-20 during the 2010 decade and 40-38 since 2000.

## 2020 Big 12 Standings

	Big 12	Pct.	Overall	Pct.
Baylor	1-0	1.000	1-0	1.000
Oklahoma State	1-0	1.000	2-0	1.000
Texas	1-0	1.000	2-0	1.000
Iowa State	1-0	1.000	1-1	.500
Kansas State	1-0	1.000	1-1	.500
Oklahoma	0-1	.000	1-1	.500
Texas Tech	0-1	.000	1-1	.500
West Virginia	0-1	.000	1-1	.500
TCU	0-1	.000	0-1	.000
Kansas	0-1	.000	0-2	.000

## WVU VS. 2020 SLATE

- West Virginia owns a 46-41 record against its 2020 opponents. The Mountaineers have winning records over Baylor, Eastern Kentucky, Iowa State, Kansas, TCU, Texas and Texas Tech and are even in their series with Kansas State.

2020 Opponent	Series Record
Baylor.....	5-3
Eastern Kentucky.....	1-0
Iowa State.....	5-3
Kansas.....	8-1
Kansas State.....	5-5
Oklahoma.....	2-10
Oklahoma State.....	4-8
TCU.....	5-4
Texas.....	5-4
Texas Tech.....	6-3

## NCAA ALL-TIME VICTORY LEADERS

Team	Years	Games	Record	Pct.
1. Michigan	140	1,343	962-345-36	.730
2. Ohio State	129	1,302	924-325-53	.730
3. Texas	126	1,325	917-375-33	.704
4. Alabama	127	1,290	916-331-43	.727
5. Oklahoma	124	1,289	909-327-53	.726
Notre Dame	132	1,277	909-326-42	.728
7. Nebraska	129	1,337	902-395-40	.690
8. Penn State	132	1,331	897-393-41	.689
9. USC	131	1,250	846-350-54	.698
Tennessee	128	1,294	846-395-53	.674
11. Georgia	127	1,310	831-425-54	.655
12. LSU	126	1,272	809-416-47	.655
13. Auburn	127	1,268	777-444-47	.631
14. Clemson	123	1,263	759-459-45	.618
15. West Virginia	128	1,306	756-505-45	.596
16. Virginia Tech	127	1,275	752-477-46	.608
17. Texas A&M	125	1,283	749-486-48	.602
18. Washington	130	1,246	740-456-50	.614
Georgia Tech	127	1,295	740-512-43	.589
20. Florida	113	1,195	735-420-40	.632

## WVU'S RECORD WHEN WEARING ... (SINCE 2001)

Blue Jersey - Gold Pants: 30-12  
 Blue Jersey - White Pants: 9-6  
 Blue Jersey - Blue Pants: 27-11  
 White Jersey - Gold Pants: 15-12  
 White Jersey - White Pants: 23-18  
 White Jersey - Blue Pants: 20-10  
 White Jersey - Gray Pants: 0-1  
 Gold Jersey - Blue Pants: 12-3  
 Gold Jersey - Gold Pants: 7-3  
 Gold Jersey - White Pants: 4-1  
 Gold Jersey - Gray Pants: 0-1  
 Gray Jersey - Gray Pants: 1-1

## CHARTING WEST VIRGINIA'S PLAYERS OF THE WEEK

Game	O-Champ	D-Champ	ST-Champ	O-Scout	D-Scout	ST-Scout
Eastern Kentucky	L. Brown	T. Fields II	A. Addae	T. Jackson	L. Carr	Q. Mosby
Oklahoma State	None	None	None	None	None	None
Baylor						
Kansas						
Texas Tech						
Kansas State						
Texas						
TCU						
Oklahoma						
Iowa State						



CHASE BEHRNDT

T.J. SIMMONS

## WEST VIRGINIA OFFENSE

- Twenty offensive players were used on WVU's 79 offensive plays at Oklahoma State, including one quarterback, two running backs, two tight end/fullbacks, seven wide receivers and eight offensive linemen
- Redshirt sophomore offensive lineman Junior Uzebu earned his first career start against OSU. In total, five offensive players have earned their first WVU start this season
- In 2020, WVU's offensive roster includes 12 true freshmen, 10 redshirt freshmen, three sophomores, 11 redshirt sophomores, five juniors, five redshirt juniors and seven redshirt seniors
- WVU's total offensive personnel for 2020 includes five quarterbacks, eight running backs, 17 wide receivers, four tight ends/fullbacks and 19 offensive linemen
- WVU has recorded at least 10 first downs through the air in 20 of the last 26 games
- Through the first two games, West Virginia has tallied 20 or more first downs in each game and is averaging 12.0 first downs rushing and 11.5 first downs passing
- West Virginia's 53 first downs this season rank No. 4 in the Big 12 and No. 27 nationally
- The Mountaineers are averaging 203.0 rushing yards per game this season, ranking No. 2 in the Big 12 and No. 22 nationally
- Junior running back Leddie Brown tallied 104 yards on 26 carries against Oklahoma State, marking WVU's third 100-yard rusher of the season
- Brown's 26 carries were the most in a game by a single player since Dec. 3, 2016, vs. Baylor (28 by Justin Crawford)
- Brown also was the first player to tally 100 or more rushing yards in back-to-back games since Nov. 4 and 11, 2017 (Crawford – 102 vs. Iowa State and 113 at Kansas State)
- Additionally, Brown became the first player to rush for 100 or more yards in the first two games of a season since Sept. 3 and 9, 2017 (Crawford – 106 vs. Virginia Tech and 118 vs. East Carolina)
- The Mountaineers have two players ranked in the top 20 nationally in rushing yards per carry - Brown (6.31) and Alec Sinkfield (6.09)
- The Brown and Sinkfield duo are one of three running back tandems nationally ranked in the top 20 in rushing yards per carry and are the only Power 5 tandem to rank inside the top 20 in the category
- West Virginia's passing offense is averaging 290 yards per game this season, ranking No. 6 in the Big 12 and No. 19 nationally
- Since 2012, the Mountaineers have thrown for 300 or more yards 48 times, 350 or more 28 times, 400 or more 10 times and 500 or more four times
- West Virginia is 34-14 when passing for 300 or more yards since 2012 and is averaging 40.6 points per game when reaching the mark
- Three receivers tallied at least four receptions against Oklahoma State, marking the fourth time in the last five games that three or more Mountaineers have hauled in four or more catches in the same game
- Sophomore wide receiver Winston Wright Jr.'s 70-yard touchdown catch in the second quarter at OSU marked the longest touchdown for WVU since Oct. 31, 2019, at Baylor (George Campbell, 83-yard catch)
- Wright Jr. finished with 127 yards against the Cowboys to become the Mountaineers' first 100-yard receiver of the season
- In 2020, the Mountaineers have totaled 977 yards of total offense and are averaging 488.5 yards per game, ranking No. 5 in the Big 12 and No. 17 nationally
- WVU has not lost a fumble in 10 of its last 14 games
- West Virginia is one of 17 teams nationally which has not thrown an interception this season
- In total, the Mountaineers have posted a turnover margin of 0.50 in 2020, ranking No. 4 in the Big 12 and No. 30 nationally
- Over the last two seasons, the Mountaineer offensive line has allowed just 26 sacks in 966 snaps played, which accounts for just 2.7 percent of the offense's total snaps
- The Mountaineer offense has possessed the ball for a total of 67:41 this season and is averaging 33:50 of possession per game, ranking No. 2 in the Big 12 and No. 13 nationally

## COMPARING THE TWO IN THE BIG 12

	WVU	BU
Scoring Offense	5 (34.5)	2 (47.0)
Rushing Offense	3 (198.5)	2 (203.0)
Scoring Defense	3 (15.5)	2 (14.0)
Rushing Defense	6 (139.0)	8 (169.0)
Passing Offense	6 (290.0)	9 (149.0)
Total Offense	5 (488.5)	8 (352.0)
Passes Had Intercepted	T1 (0)	T1 (0)
Pass Defense	1 (135.0)	3 (159)
Total Defense	2 (274.0)	4 (328.0)
Kickoff Returns	5 (21.67)	1 (69.33)
Punt Returns	7 (3.00)	8 (0.00)
Net Punting	1 (41.13)	7 (36.25)
Passing Efficiency	5 (148.50)	7 (132.57)
Turnover Margin	4 (0.50)	5 (0.00)
Interceptions	T3 (2)	N/A
Pass Eff. Defense	3 (117.90)	1 (98.05)
First Downs	4 (53)	10 (24)
First Down Defense	4 (29)	3 (20)
Third Down Conv.	5 (46.7)	3 (53.3)
Opponent Third Down	5 (32.0)	4 (28.6)
Fourth Down Conv.	5 (33.3)	T1 (100.0)
Opponent Fourth Down	T1 (0.00)	5 (50.0)
Sacks By	5 (2.50)	2 (4.00)
Sacks Against	6 (2.50)	2 (1.00)
Tackles for Loss	4 (7.0)	1 (10.0)
Tackles for Loss Allowed	6 (8.00)	4 (6.00)
Penalties	9 (20)	2 (8)
Possession Time	2 (33:50)	9 (28:30)
Punt Return Defense	T2 (0.00)	T2 (0.00)
Kickoff Return Defense	2 (15.38)	6 (21.60)
Turnovers Gained	T5 (2)	N/A
Fumbles Gained	N/A	N/A
Red Zone Offense	5 (90.0%)	8 (75.0%)
Red Zone Defense	10 (200.0%)	1 (50.0%)

## AVERAGE PER DOWN

- Here's a breakdown of how the 2020 West Virginia offense is operating on first, second, third and fourth down:
- On first down, the Mountaineers have run 74 plays and gained 440 yards for a 5.9 average. On second down, the Mountaineers have run 58 plays for 373 yards and a 6.4 average. On third down, the Mountaineers have run 30 plays for 168 yards and a 5.6 average gain. West Virginia has run three plays on fourth down for -4 yards and a -1.3 average.
- WVU's touchdowns have come three times on first down (2 rushing/1 passing), four times on second down (3 rushing/1 passing), two times on third down (0 rushing/2 passing) and no touchdowns on fourth down (0 rushing/0 passing).

## OFFENSIVE ANALYSIS

- Breaking down the West Virginia offensive numbers for the 2020 season shows that the Mountaineers have run a total of 165 plays, 93 on the ground and 72 through the air.
- The rushing game has totaled 397 yards, an average of 4.3 yards per carry and five touchdowns. The passing attack has totaled 580 yards, four touchdowns and an average of 12.9 yards per completion.
- Combine the two and the Mountaineers have turned in 977 yards of total offense, nine touchdowns, an average of 5.9 yards per play and an average of 34.5 points per game.
- Deeper analysis shows that the Mountaineer offense has gained 23 first downs by the run and 23 via the pass. On average, West Virginia has totaled 198.5 yards per game on the ground, 290.0 yards per game passing and 488.5 yards per game of total offense.

## ROAD, HOME AND TOTAL WINS

### Most Total Wins Over The Last 18 Years (2003-20)

Rk.	School	Wins
1.	Ohio State	190
2.	Boise State	188
3.	Oklahoma	183
4.	LSU	175
5.	Clemson	174
6.	Georgia	170
7.	Wisconsin	166
8.	Alabama	163
9.	Oregon	159
10.	TCU	156
11.	USC	155
	Virginia Tech	155
13.	Florida	154
14.	Texas	152
	Utah	152
16.	Auburn	151
17.	Oklahoma State	148
18.	Penn State	145
19.	West Virginia	143
20.	Florida State	141
	Navy	141
22.	Iowa	140
	Notre Dame	140
24.	Michigan	139
	Northern Illinois	139

### Best Winning Percentage Away From Home (Road or Neutral) Over The Last 18 Years (2003-20)

Rk.	School	W-L	Winning %
1.	Ohio State	76-21	.784
2.	Oklahoma	77-27	.740
3.	Boise State	82-30	.732
4.	Alabama	73-29	.716
5.	Georgia	75-30	.714
6.	LSU	64-29	.688
7.	Clemson	68-35	.660
8.	TCU	70-37	.654
9.	USC	66-35	.653
10.	Texas	67-37	.644
11.	Utah	67-40	.626
12.	Florida	59-36	.621
13.	Oregon	63-39	.618
14.	Virginia Tech	65-42	.607
15.	Wisconsin	62-43	.590
16.	Florida State	57-40	.588
	Oklahoma State	60-42	.588
18.	Notre Dame	58-42	.580
19.	West Virginia	57-45	.559
20.	Louisville	58-46	.558
21.	Michigan State	52-43	.547
22.	Stanford	58-49	.542
	Auburn	52-44	.542
24.	Iowa	55-47	.539
25.	Northwestern	53-46	.535

### Best Home Winning Percentage Over The Last 18 Years (2003-20)

Rk.	School	W-L	Winning %
1.	Boise State	106-6	.946
2.	Ohio State	114-13	.898
3.	Wisconsin	104-16	.867
4.	LSU	111-19	.854
5.	Oklahoma	106-19	.848
	USC	89-16	.848
7.	Clemson	106-21	.835
8.	Alabama	87-18	.829
9.	Oregon	95-22	.812
10.	Auburn	99-27	.786
11.	Georgia	95-27	.779
12.	Cincinnati	84-24	.778
13.	TCU	86-25	.775
14.	Utah	85-25	.773
15.	Penn State	94-28	.770
16.	Florida	95-30	.760
17.	Arkansas State	72-23	.758
18.	Michigan	93-30	.756
19.	Virginia Tech	89-31	.742
20.	West Virginia	86-30	.741
	Iowa	86-30	.741
	Oklahoma State	86-30	.741
23.	Northern Illinois	76-27	.738
24.	Navy	84-30	.737
25.	Toledo	75-27	.735



SAM JAMES

ALEC SINKFIELD

## WEST VIRGINIA OFFENSE

### 300 or More Yards Passing (since 2012)

656	Baylor (2012)	70-63/W
539	Oklahoma (2018)	59-56/L
532	Arizona State (2015)	43-42/W
511	Maryland (2014)	40-37/W
498	Texas Tech (2019)	17-38/L
448	James Madison (2012)	42-12/W
429	vs. Tennessee (2018)	40-14/W
407	Kansas (2012)	59-10/W
403	East Carolina (2017)	56-20/W
401	Oklahoma State (2012)	55-34/L
389	Youngstown State (2016)	38-21/W
376	Oklahoma (2014)	45-33/L
375	at Baylor (2017)	38-36/W
372	at Kansas State (2017)	28-23/W
371	TCU (2018)	47-10/W
	vs. Virginia Tech (2017)	31-24/L
370	at Texas Tech (2018)	42-34/W
367	Texas (2019)	42-31/L
366	at TCU (2017)	31-24/L
365	vs. Alabama (2014)	33-23/L
364	at Oklahoma State (2018)	45-41/L
359	Georgia Southern (2015)	44-0/W
	Georgia State (2013)	41-7/W
356	Kansas State (2018)	35-6/W
	Iowa State (2013)	52-44/L
355	Towson (2014)	54-0/W
353	Baylor (2018)	58-14/W
352	Texas Tech (2017)	46-35/W
347	at Kansas (2017)	56-34/W
346	at Texas (2018)	42-41/W
	vs. Texas A&M (2014)	45-37/L
341	at Iowa State (2016)	49-19/W
338	Maryland (2012)	31-21/W
334	Delaware State (2017)	59-16/W
332	Kansas (2018)	38-22/W
	Youngstown State (2018)	52-17/W
	vs. BYU (2016)	35-32/W
324	Marshall (2012)	69-34/W
322	Baylor (2014)	41-27/W
320	Oklahoma State (2013)	30-21/W
	Oklahoma (2012)	50-49/L

### Top Games for First Downs

1. 37 - Maryland (2015)
2. 36 - Washington & Lee (1923)
3. 35 - Syracuse (1993)
4. 34 - Colorado State (1980)
5. 33 - Oklahoma (2018)
- 33 - Maryland (2014)
- 33 - Towson (2014)
- 33 - Baylor (2014)
- 33 - Baylor (2012)

### Most Offensive Plays (Last 10 Years)

1. 108 - Maryland (2014)
2. 98 - Oklahoma State (2015)
3. 96 - Maryland (2015)
- 96 - Towson (2014)
5. 94 - Texas Tech (2014)

## CHARTING WEST VIRGINIA'S PLAYERS OF THE WEEK

Game	O-Lineman	Juice Award	Blue Collar
Eastern Kentucky	M. Brown	E. Matthes	J. Knipper
Oklahoma State	None	None	None
Baylor			
Kansas			
Texas Tech			
Kansas State			
Texas			
TCU			
Oklahoma			
Iowa State			





DANTE STILLIS

ALONZO ADDAE

## WEST VIRGINIA DEFENSE

- Nineteen players saw action on WVU's 63 defensive plays against Oklahoma State, including six defensive linemen, four linebackers, two bandits, one spear, three safeties and three cornerbacks
- Senior linebacker Tony Fields II earned his first career start at WVU at OSU. In total, four defensive players have earned the first start of their Mountaineer careers this season
- In 2020, WVU's defensive roster includes 10 freshmen, 11 redshirt freshmen, four sophomores, three redshirt sophomores, four juniors, eight redshirt juniors, two seniors and nine redshirt seniors
- WVU's total defensive personnel for 2020 includes 14 defensive linemen, nine linebackers, 11 cornerbacks, two spears, five bandits and 10 safeties
- The West Virginia defense has produced at least one 10-plus tackler in 10 of the last 19 games.
- With Fields II's third-quarter interception at OSU, WVU has tallied an interception in 11 of its last 18 games, including its last three games.
- The Mountaineers have tallied 16 takeaways over the last two seasons, including two in 2020, and have forced at least one turnover in 58 of the last 76 games
- West Virginia has registered at least one takeaway in nine of its last 14 games
- The Mountaineer defense has forced multiple turnovers in nine of its last 18 games
- Since 2015, West Virginia has produced 115 takeaways and is averaging 1.8 turnovers per game, ranking No. 1 in the Big 12 and No. 12 among Power 5 schools
- Six Mountaineer defenders have combined to produce 14 career takeaways for West Virginia, including five interceptions and nine fumble recoveries
- West Virginia has scored a defensive touchdown in nine consecutive seasons and has returned an interception for a touchdown in seven consecutive seasons
- West Virginia is averaging 1.12 interceptions per game over the last six seasons, ranking No. 1 in the Big 12 and No. 14 nationally
- With two interceptions this season, the Mountaineer defense ranks No. 3 in the Big 12 and No. 21 nationally in passes intercepted
- WVU is allowing 135.0 passing yards per game this season, ranking No. 1 in the Big 12 and No. 5 nationally
- The Mountaineers held Oklahoma State to 139 yards passing. WVU has held its last four opponents to less than 200 yards passing and its last three opponents to less than 150 yards passing
- The last time a WVU team held its opponents to less than 150 yards passing in three consecutive games was Sept. 22, Sept. 29 and Oct. 6, 2007 (54 by East Carolina, 135 by South Florida and 108 by Syracuse)
- WVU held its opponents to fewer than 300 yards passing in 13 of its last 15 games, including five consecutive games, and has held its opponents to less than 300 yards passing in 44 of the last 59 games
- The West Virginia defense has only allowed seven quarterbacks to reach 300 yards passing since 2017 (Jett Duffey, Texas Tech (354); Jalen Hurts, Oklahoma (316); Eric Dungey, Syracuse (303); Kyle Murray, Oklahoma (364); Taylor Cornelius, Oklahoma State (338); Sam Ehlinger, Texas (354) and Nic Shimonek, Texas Tech (323))
- The Mountaineer defense has held three of its last four opponents to less than 300 yards of total offense
- In total, West Virginia is holding its opponents to 274 yards of offense per game this season, ranking No. 2 in the Big 12 and No. 9 nationally
- WVU also is holding its opponents to 15.5 points per game this season, good for No. 3 in the conference and No. 15 nationally
- Since 2015, WVU has held its opponents to less than 35 percent on third down 37 times and less than 30 percent 25 times
- West Virginia is holding its opponents to 32 percent on third-down conversions, good for No. 5 in the Big 12 and No. 20 nationally
- The Mountaineers have allowed 29 first downs this season, ranking No. 4 in the Big 12 and No. 25 nationally

## WEST VIRGINIA SPECIAL TEAMS

- Evan Staley leads the Mountaineer kicking unit, after going 11-for-17 in field goals with a long of 44 in 2019
- The Mountaineer kicking unit also returns Casey Legg, who converted WVU's longest field goal in 2019 - a 51-yarder at Baylor
- Legg's 51-yard field goal at BU tied Josh Lambert's 51-yard field goal at TCU in 2015. Those were the longest field goals since Lambert connected on a 54-yard field goal at Texas Tech in 2014
- With his two made field goals at OSU, Staley now has 35 career makes, good for No. 7 in school history
- Staley's performance at OSU was the 12th multi-field goal game of his career
- Tranfer punter Tyler Sumpter joins WVU this season from Troy, where he played for WVU coach Neal Brown from 2016-18
- During his three seasons with the Trojans, Sumpter punted the ball 56 times for 6,579 yards, averaging 52.2 yards per punt
- Sumpter also placed 46 punts inside the 20 and tallied 33 punts of 50 or more yards, including 18 in 2018
- West Virginia's punt return defense ranks No. 7 nationally and No. 2 in the Big 12 Conference
- WVU also is No. 16 nationally and No. 1 in the Big 12 in net punting (41.13)
- The Mountaineers have punted the ball eight times this season for a total of 349 yards and have yet to allow a return
- Over the last two seasons, WVU has punted the ball 77 times and has held its opponents to a total of 100 yards on 16 returns
- In total, West Virginia's opponents are averaging just 6.25 yards per return, while WVU has given up only 1.3 yards per punt
- The Mountaineers' kickoff defense unit ranks No. 18 in the nation and No. 2 in the Big 12, allowing just 15.38 yards per kickoff return this season
- Winston Wright Jr. is the only Mountaineer with a return touchdown in their career
- Wright Jr.'s kickoff return touchdown against Baylor in 2019 was the first kickoff returned for a touchdown since Oct. 17, 2015 at Baylor (Shelton Gibson, 100 yards)
- Six Mountaineers tallied at least one special teams tackle this season, including redshirt senior safety Alonzo Addae, who has tallied two special teams stops in 2020

## Scoring 20 or more in a quarter

- West Virginia scored 28 points in the second quarter against Eastern Kentucky, marking the first time that WVU scored 20 or more points in a quarter since the second quarter of the Oklahoma game in 2018.
- WVU scored 20 or more points in two quarters against East Carolina and Delaware State in 2017, the first time that WVU had scored 20 or more points in two quarters in back-to-back games since 2000, and WVU added a third consecutive game with 20 or more points in two quarters at Kansas the following weekend
- WVU has scored 20 or more points in a quarter 68 times since 2000 and has done it in two quarters of a game 11 different times

Game	Year	Points	Quarter
Eastern Kentucky	2020	28	2nd
Oklahoma	2018	21	3rd
TCU	2018	24	2nd
Baylor	2018	31	2nd
Texas Tech	2018	28	1st
Youngstown State	2018	21	3rd
Tennessee	2018	20	3rd
Kansas State	2017	21	2nd
Baylor	2017	21	3rd
Texas Tech	2017	22	4th
Kansas	2017	21	4th
Kansas	2017	28	2nd
Delaware State	2017	21	2nd
Delaware State	2017	24	1st
East Carolina	2017	28	2nd
East Carolina	2017	21	1st
Kansas	2016	21	2nd
Texas Tech	2016	21	4th
Kansas	2015	28	1st
Maryland	2015	21	1st
Texas A&M	2014	20	1st
Iowa State	2014	20	2nd
Towson	2014	21	2nd
Baylor	2013	21	4th
Georgia State	2013	21	4th
Kansas	2012	21	2nd
TCU	2012	21	2nd
Baylor	2012	21	3rd
Baylor	2012	21	2nd
James Madison	2012	21	1st
Marshall	2012	21	3rd
Marshall	2012	21	2nd
vs. Clemson	2011	35	2nd
Connecticut	2011	23	3rd
Bowling Green	2011	21	2nd
Norfolk State	2011	28	3rd
UNLV	2010	21	1st
Auburn	2009	21	1st
North Carolina	2008	21	1st
Louisville	2008	21	3rd
UConn	2008	21	3rd
UConn	2007	21	4th
UConn	2007	21	3rd
Miss. State	2007	28	1st
at Marshall	2007	21	3rd
at Marshall	2007	21	4th
W. Michigan	2007	21	3rd
vs. Ga. Tech	2006	21	3rd
Cincinnati	2006	21	2nd
Cincinnati	2006	21	3rd
Syracuse	2006	21	3rd
at Miss. State	2006	21	4th
Maryland	2006	21	1st
vs. Georgia	2005	21	1st
Pitt	2005	21	4th
UConn	2005	21	2nd
at Maryland	2005	24	4th
James Madison	2004	21	2nd
East Carolina	2004	28	2nd
Temple	2003	21	1st
at East Carolina	2003	20	2nd
at East Carolina	2003	21	3rd
at Temple	2002	21	1st
UT-Chattanooga	2002	21	2nd
UT-Chattanooga	2002	21	4th
Rutgers	2001	28	1st



### West Virginia Bests

Rushing Yards.....	569 vs. Washington & Lee	1923
Passing Yards.....	656 vs. Baylor	2012
Total Yards.....	807 vs. Baylor	2012
Total First Downs.....	37 vs. Maryland	2015
Low Rushing Yards All.....	30 vs. Florida	1981
Low Passing Yards All.....	0 vs. Pitt	1981
Low Total Yards Allowed.....	14 vs. Maryland	1919
Fewest First Downs All.....	0 vs. Maryland	1919
Longest TD run.....	96 vs. N. Illinois	1986
Longest Non-TD Run.....	79 vs. Louisville	2008, Baylor 2018
Longest TD Reception.....	96 vs. Penn State	1973
Longest Non-TD Reception.....	84 vs. Miami	2003
Points (Game).....	92 vs. Marshall	1916
Victory Margin.....	89 vs. Geneva	1951

### West Virginia Bests - 2020 Decade

Rushing Yards.....	329 vs. ECU '20
Passing Yards.....	295 vs. ECU '20
Total Yards.....	624 vs. ECU '20
Total First Downs.....	31 vs. ECU '20
First Downs Rushing.....	17 vs. ECU '20
First Downs Passing.....	12 vs. OSU '20
Low Rushing Yards All.....	75 vs. ECU '20
Low Passing Yards All.....	131 vs. ECU '20
Low Total Yards Allowed.....	206 vs. ECU '20
Fewest First Downs All.....	9 vs. ECU '20
Fewest 1st Downs Rushing All.....	3 vs. ECU '20
Fewest 1st Downs Passing All.....	5 vs. ECU '20
Longest TD run.....	17 vs. ECU '20
Longest Non-TD Run.....	38 vs. ECU '20
Longest TD Reception.....	70 vs. OSU '20
Longest Non-TD Reception.....	41 vs. OSU '20
Points (Game).....	56 vs. ECU '20
Points (Half).....	42 vs. ECU '20 (First)
Points (Qtr).....	28 vs. ECU '20 (Second)
Victory Margin.....	46 vs. ECU '20

### West Virginia Bests - Neal Brown Era

Rushing Yards.....	392 vs. ECU '20
Passing Yards.....	498 vs. Texas Tech '19
Total Yards.....	624 vs. ECU '20
Total First Downs.....	31 vs. ECU '20
First Downs Rushing.....	17 vs. ECU '20
First Downs Passing.....	21 vs. Texas Tech '19
Low Rushing Allowed.....	75 vs. ECU '20
Low Passing Yards Allowed.....	131 vs. ECU '20
Low Total Yards Allowed.....	206 vs. ECU '20
Fewest 1st Downs Allowed.....	9 vs. ECU '20
Fewest 1st Downs Rushing All.....	3 vs. ECU '20
Fewest 1st Downs Passing All.....	5 vs. ECU '20
Longest TD run.....	23 vs. NCST, KU '19
Longest Non-TD Run.....	38 vs. ECU '20
Longest TD Reception.....	83 vs. BU '19
Longest Non-TD Reception.....	51 vs. NCST, TT '19
Points (Game).....	56 vs. ECU '20
Points (Half).....	42 vs. ECU '20 (First)
Points (Qtr).....	28 vs. ECU (Second)
Victory Margin.....	46 vs. ECU '20

## NFL MOUNTAINEERS

There are currently 21 former Mountaineers on NFL rosters, playing for 16 different teams.



Quinton Spain, Buffalo Bills  
 Rasul Douglas, Carolina Panthers  
 Will Grier, Carolina Panthers  
 Kenny Robinson Jr., Carolina Panthers!  
 Karl Joseph, Cleveland Browns  
 Daryl Worley, Dallas Cowboys  
 Mark Glowinski, Indianapolis Colts  
 Nick Kwiatkoski, Las Vegas Raiders  
 Kyzir White, Los Angeles Chargers  
 Adam Pankey, Miami Dolphins  
 Yodny Cajuste, New England Patriots  
 Keith Washington II, New Orleans Saints!  
 David Sills V, New York Giants^  
 Trevon Wesco, New York Jets  
 Wendell Smallwood, Pittsburgh Steelers!  
 Tavon Austin, San Francisco 49ers^  
 Colton McKivitz, San Francisco 49ers  
 Kevin White, San Francisco 49ers!  
 Bruce Irvin, Seattle Seahawks^  
 Geno Smith, Seattle Seahawks  
 David Long Jr., Tennessee Titans

^ - injured reserve

! - practice squad



### MOUNTAINEER TOP RUSHING MARKS

1. 569	Washington & Lee	November 10, 1923
2. 536	East Carolina	September 28, 2002
3. 517	Connecticut	November 24, 2007
4. 478	East Carolina	September 4, 2004
5. 457	Syracuse	October 14, 2006
6. 458	Oklahoma	November 17, 2012
7. 451	Pitt	November 24, 2005
8. 446	Syracuse	October 30, 1993
446	Rutgers	November 3, 2001
10. 437	Pitt	November 16, 2006
11. 427	Cincinnati	October 17, 1987
12. 426	Kansas	November 21, 2015
13. 397	East Carolina	September 22, 2007
14. 394	Eastern Washington	September 9, 2006
15. 382	Georgia	January 2, 2006
16. 379	East Carolina	November 7, 1992
17. 378	Pitt	September 29, 1990
18. 376	West Virginia Wesleyan	October 1, 1938
376	Louisville	November 22, 2008

### MOUNTAINEER TOP PASSING MARKS

1. 656	Baylor	September 29, 2012
2. 539	Oklahoma	November 23, 2018
3. 532	Arizona State	January 2, 2016
4. 511	Maryland	September 13, 2014
5. 498	Texas Tech	November 9, 2019
6. 469	UConn	October 8, 2011
7. 463	LSU	September 24, 2011
8. 452	Missouri	December 26, 1998
9. 448	James Madison	September 15, 2012
10. 431	Norfolk State	September 10, 2011
11. 429	Tennessee	September 1, 2018
12. 416	Pitt	September 28, 1968
13. 410	Louisville	November 5, 2011
14. 409	Pitt	November 27, 1998
15. 407	Kansas	December 1, 2012
407	Clemson	January 4, 2012
17. 403	East Carolina	September 9, 2017
18. 401	Oklahoma State	November 10, 2012
19. 396	Baylor	October 25, 2018
396	Pitt	October 15, 1994
21. 390	Purdue	September 2, 1995
22. 389	Youngstown State	September 10, 2016
23. 388	Maryland	September 17, 2011
24. 380	Miami	October 24, 1998
25. 376	Oklahoma	September 20, 2014
26. 372	Cincinnati	November 12, 2011
27. 371	TCU	November 10, 2018
371	Rutgers	November 9, 1996
371	Virginia Tech	September 3, 2017

### MOUNTAINEER TOP TOTAL OFFENSE

1. 807	Baylor	September 29, 2012
2. 778	Oklahoma	November 17, 2012
3. 704	Oklahoma	November 23, 2018
4. 694	Maryland	September 13, 2014
5. 676	Arizona State	January 2, 2016
6. 674	Washington & Lee	November 10, 1923
7. 655	Marshall	September 1, 2012
8. 654	Syracuse	October 30, 1993
9. 650	Texas Tech	October 15, 2016
10. 647	Kansas	December 1, 2012
11. 643	Bowling Green	October 1, 2011
12. 641	Pitt	October 2, 1965
641	Pitt	November 16, 2006
14. 635	Kansas	September 23, 2017
15. 630	Kansas	November 21, 2015
16. 627	Rutgers	November 3, 2001
17. 625	Youngstown State	September 8, 2018
18. 624	Youngstown State	September 10, 2016
624	Connecticut	November 24, 2007
<b>624</b>	<b>Eastern Kentucky</b>	<b>September 12, 2020</b>
20. 623	Pitt	November 27, 1999
21. 621	East Carolina	September 4, 2004

### FIFTH-YEAR SENIORS

- There are 18 fifth-year seniors on the 2020 roster: Alonzo Addae (S), Chase Behrndt (OL), Charlie Benton (LB), Dante Bonamico (SP), Michael Brown (OL), Zach Davis (OL), Lorenzo Dorr (RB), Osman Kamara (S), Austin Kendall (QB), Jake Long (S), Sean Mahone (S), Kyle Poland (LS), Jeffery Pooler Jr. (DL), T.J. Simmons (WR), Evan Staley (K), Tyler Sumpter (P), Dylan Tonkery (LB) and Keion Wakefield (WR).

### MOUNTAINEER GRADUATES

- There are 18 Mountaineers on the 2020 team who have already earned their bachelor's degrees: Charlie Benton (LB), Chase Behrndt (OL), Dante Bonamico (Spear), Michael Brown (OL), Zach Davis (OL), Lorenzo Dorr (RB), Tony Fields II (LB), Osman Kamara (S), Austin Kendall (QB), Jake Long (S), Sean Mahone (S), Kyle Poland (LS), Jeffery Pooler Jr. (DL), T.J. Simmons (WR), Evan Staley (K), Tyler Sumpter (P), Dylan Tonkery (LB) and Keion Wakefield (WR).

### Pronunciation Guide

#### FIRST NAMES

A'varius (Sparrow)	uh-var (as in car)-e-us
Briason (Mays)	bry-son
Dreshun (Miller)	dray-shawn
Devell (Washington)	duh-VELL
Exree (Loe)	x-REE
Graeson (Malashevich)	gray-son
Jahmille (Addae)	juh-mile
Jairo (Faverus)	jai-Eh-roe
Ja'Quay (Hubbard)	juh-KWAY
Leddie (Brown)	led-E
Malachi (Ruffin)	mal-uh-high
Naim (Muhammad)	Nye-Em
Nicktroy (Fortune)	Nick-Troy
Osman (Kamara)	ooze-man
Quamaezius (Mosby)	kwa-may-zee-us
Quay (Mays)	Kway
Taijhi (Alston)	taj
Tairiq (Stewart)	tuh-REEK
Tae (Mayo)	like day
VanDarius (Cowan)	van-dare-E-us

#### LAST NAMES

Addae (Alonzo)	uh-Die
Bechdel (Leighton)	beck-dole
Behrndt (Chase)	like parent
Bonamico (Dante)	bonn-uh-ME-coe
Cavallaro (Matt)	cav-uh-larro
Cowan (VanDarius)	cow-when
Doeg (Jarret)	day-gee
Esdale (Isaiah)	ESS-dale
Faverus (Jairo)	fahv-russ
Gmiter (James)	guh-midder
Guzman (Noah)	gooz-mahn
Kamara (Osman)	kuh-marr-uh
Knipper (Jackson)	kuh-Nipper
Kpan (TJ)	kuh-Pan
Mahone (Sean)	muh-Hone
Malashevich (Graeson)	mal-uh-shev-ich
Muhammad (Naim)	muh-hamm-id
O'Laughlin (Mike)	o-loff-lin
Uzebu (Junior)	oo-ZEE-boo

#### Online Pronunciation Guide

A pronunciation guide provided by TheNameEngine.com also can be found at WVUsports.com on the football roster page. To hear a pronunciation of these names, click on the ear icon beside the name and a correct pronunciation will be provided.

### COLLEGE FOOTBALL BROTHERS

- Darius and Dante Stills are the only set of brothers on the West Virginia football roster. There are 33 brothers in FBS football who play the same position, including six sets of brothers who play on the defensive line.
- There are currently 57 schools in FBS football who have at least one set of brothers on their roster, including 28 who have more than one set of brothers. Clemson has six sets of brothers, and BYU, Nebraska and UAB have four to lead the group with the most sets of brothers.



## DEFENSIVE/SPECIAL TEAMS TOUCHDOWNS SINCE 2000

### 2019

Winston Wright Jr. 95 kickoff return at Baylor  
Tykkee Smith 19 interception return vs. Iowa State

### 2018

Derrek Pitts Jr. 72 blocked field goal return at Iowa State  
Keith Washington Jr. 51 interception return at Texas Tech

### 2017

Kenny Robinson 94 interception return vs. Texas  
Kenny Robinson 39 interception return vs. Oklahoma State  
Marvin Gross Jr. 0 blocked punt return vs. Oklahoma State  
Mike Daniels Jr. 25 interception return at Kansas

### 2016

Rasul Douglas 54 interception return vs. BYU

### 2015

Terrell Chestnut 32 interception return at Kansas  
Jared Barber 42 fumble return vs. Texas  
Shelton Gibson 100 kickoff return at Baylor

### 2014

KJ Dillon 35 interception return vs. Texas A&M  
Terrell Chestnut 35 fumble recovery vs. TCU  
Dravon Henry 52 interception return at Oklahoma State  
Mario Alford 94 kickoff return vs. Kansas  
Mario Alford 100 kickoff return vs. Alabama

### 2013

Karl Joseph 38 fumble return vs. Iowa State  
Karl Joseph 0 fumble return at Baylor  
Darwin Cook 32 interception return at Baylor  
Ishmael Banks 58 interception return vs. Oklahoma State

### 2012

Tavon Austin 76 punt return vs. TCU  
Tavon Austin 100 kickoff return vs. Kansas State  
Doug Rigg 51 fumble return vs. Maryland  
Isaiah Bruce 43 fumble return vs. Marshall

### 2011

Darwin Cook 99 fumble return vs. Clemson  
Pat Miller 52 interception return at USF  
Tavon Austin 90 kickoff return at USF  
Julian Miller 0 fumble recovery at Cincinnati  
Terence Garvin 37 interception return at Maryland  
Tavon Austin 100 kickoff return vs. Marshall

### 2009

Sidney Glover 24 interception return at Rutgers  
Tavon Austin 98 kickoff return vs. UConn

### 2008

Morty Ivy 29 interception return vs. Villanova

### 2007

Reed Williams 0 fumble recovery vs. UConn  
Eric Wicks 44 fumble return vs. Louisville  
Keilen Dykes 19 interception return vs. Syracuse

### 2006

Vaughn Rivers 50 punt return vs. Mississippi State  
Darius Reynaud 96 kickoff return vs. Maryland

### 2005

Jamille Addae 40 interception return vs. Pitt  
Thandi Smith 1 punt return vs. Rutgers  
Antonio Lewis 77 punt return vs. East Carolina  
Eric Wicks 31 interception return vs. Syracuse

### 2004

Mike Lorello 21 interception return vs. Connecticut  
Eric Wicks 34 interception return vs. Virginia Tech  
Adam Lehnortt 21 fumble return vs. James Madison  
Adam Jones 76 punt return vs. East Carolina

### 2003

Lance Frazier 64 punt return vs. Temple  
Adam Jones 47 fumble return vs. Temple  
Adam Jones 49 interception return vs. Boston College  
Adam Jones 87 kickoff return vs. Boston College  
Joe Hunter 0 blocked punt return vs. UCF

### 2002

Arthur Harrison 0 fumble recovery vs. East Carolina  
Angel Estrada 43 interception return vs. Rutgers

### 2001

Shawn Terry 100 kickoff return vs. Maryland  
Shawn Hackett 10 fumble return vs. Rutgers  
Shawn Hackett 50 interception return vs. Rutgers

### 2000

Grant Wiley 22 interception return vs. Boston College  
Shawn Hackett 41 interception return vs. Boston College  
Grant Wiley 15 interception return vs. Idaho  
Ben Meighan 36 fumble return vs. Virginia Tech  
Shawn Terry 100 kickoff return vs. Syracuse  
Bryant 49 interception return vs. Rutgers  
Jason Davis 0 fumble return vs. East Carolina  
Shawn Terry 89 kickoff return vs. Pitt  
Lance Frazier 32 interception return vs. Pitt  
Shawn Terry 99 kickoff return vs. Ole Miss

## WVU FB SOCIAL ACTION COMMITTEE

- Twelve Mountaineer football players, led by safeties coach Dontae Wright, have formed the WVU Football program's Social Action Committee for Change.
- This group is leading the charge for the football program and spreading their message of "Being the Change." They are championing their efforts towards social change and public equality.
- Student-athletes on the committee include Alonzo Addae, Chase Behrnt, Leddie Brown, Josh Chandler-Semedo, Jarret Doege, James Gmitter, Garrett Greene, Ali Jennings, Osman Kamara, Casey Legg, Evan Matthes and T.J. Simmons.

## 2020 Home and Away

Rushing	Att-Yds-Avg	Avg/Gm
Home (1-0) .....	51-329-6.5 .....	329.0
Away (0-1) .....	42-68-1.6 .....	68.0
Passing	Comp-Att-Yds-TD-Int	Avg/Gm
Home (1-0) .....	25-35-295-3-0 .....	295.0
Away (0-1) .....	20-37-285-1-0 .....	285.0
Total Offense	Rush-Pass-Total	Avg/Gm
Home (1-0) .....	329-295-624 .....	624.0
Away (0-1) .....	68-285-353 .....	353.0
Rush Defense	Att-Yds-Avg	Avg/Gm
Home (1-0) .....	32-75-2.3 .....	75.0
Away (0-1) .....	41-203-5.0 .....	203.0
Pass Defense	Comp-Att-Yds-TD-Int	Avg/Gm
Home (1-0) .....	9-17-131-1-1 .....	131.0
Away (0-1) .....	15-22-139-0-1 .....	139.0
Total Defense	Rush-Pass-Total	Avg/Gm
Home (1-0) .....	75-131-206 .....	206.0
Away (0-1) .....	203-139-342 .....	342.0

# WEST VIRGINIA DEPTH CHART

## CAREER GAMES PLAYED/STARTED

	GP/GS	2020	2019	2018	2017
Osman Kamara, r-Sr., S	39/0	2/0	12/0	12/0	13/0
Evan Staley, r-Sr., K	36/0	2/0	9/0	12/0	13/0
Darius Stills, Sr., DL	35/13	2/2	12/11	12/0	9/0
Sean Mahone, r-Sr., CB	34/14	2/2	12/12	12/0	8/0
Dylan Tonkery, r-Sr., LB	33/26	2/1	12/11	6/5	13/9
Dante Bonamico, r-Sr., S	32/0	2/0	12/0	12/0	6/0
Jeffery Pooler Jr., r-Sr., DL	30/9	2/2	12/7	11/0	5/0
Dante Stills, Jr., DL	26/5	2/2	12/3	12/0	--
Chase Behrndt, r-Sr., OL	25/14	1/1	11/10	11/3	2/0
Exree Loe, r-Jr., LB	25/3	2/0	12/3	11/0	--
Josh Chandler-Semedo, Jr., LB	24/11	2/2	10/9	12/0	--
T.J. Simmons, r-Sr., WR	23/15	1/0	10/9	12/6	--
Leddie Brown, Jr., RB	23/5	2/2	10/3	11/0	--
Jake Long, r-Sr., CB	19/0	1/0	7/0	0/0	11/0
Alec Sinkfield, r-Jr., RB	19/2	2/0	12/1	5/1	--
Sam James, r-So., WR	18/13	2/1	12/12	4/0	--
Michael Brown, r-Sr., OL	17/8	2/2	11/6	4/0	--
Jake Abbott, r-Jr., LB	16/0	2/0	10/0	4/0	--
Bryce Ford-Wheaton, r-So., WR	14/4	2/2	11/2	1/0	--
Nicktroy Fortune, So., S	14/4	2/2	12/2	--	--
James Gmitter, r-So., OL	14/12	2/2	12/10	--	--
Tykee Smith, So., S	14/10	2/2	12/8	--	--
Randy Fields Jr., r-So., WR	13/0	1/0	12/0	--	--
Mike O'Laughlin, r-So., TE	13/5	1/1	12/4	--	--
John Hughes, Jr., OL	13/3	2/2	11/1	--	--
Isaiah Eisdale, r-Jr., WR	12/0	1/0	10/0	1/0	--
Jordan Jefferson, So., DL	12/1	1/0	11/1	--	--
Kerry Martin Jr., So., S	12/4	0/0	12/4	--	--
Winston Wright Jr., So., WR	12/4	2/2	10/2	--	--
Noah Guzman, Jr., DB	11/1	2/0	9/1	--	--
Lorenzo Dorr, r-Sr., RB	10/0	1/0	4/0	5/0	--
Ali Jennings, So., WR	10/3	0/0	10/3	--	--
Austin Kendall, r-Sr., QB	10/9	1/0	9/9	--	--
Sean Ryan, Jr., WR	10/6	2/0	8/6	--	--
Briason Mays, r-So., OL	9/7	2/0	7/7	--	--
Casey Legg, r-So., K	7/0	1/0	5/0	1/0	--
Jared Bartlett, r-Fr., LB	6/0	2/0	4/0	--	--
Jarret Doege, r-Jr., QB	6/5	2/2	4/3	--	--
Jackson Knipper, r-Jr., FB	6/1	2/1	4/0	--	--
Tony Mathis, r-Fr., RB	5/0	1/0	4/0	--	--
T.J. Banks, r-So., TE/FB	5/0	1/0	4/0	--	--
Blaine Scott, r-So., OL	4/0	1/0	3/0	--	--
VanDarius Cowan, r-Jr., LB	4/2	2/2	2/0	--	--
Naim Muhammad, r-Fr., S	3/0	1/0	2/0	--	--
Kyle Poland, r-Sr., LS	3/0	2/0	0/0	1/0	--
Junior Uzebu, r-So., OL	3/1	1/1	2/0	--	--
Alonzo Addae, r-Sr., S	2/2	2/2	--	--	--
Tajih Alston, r-Jr., DL	2/0	0/0	2/0	--	--
Charlie Benton, r-Sr., LB	2/1	1/0	0/0	1/1	--
Zac Davis, r-Sr., OL	2/0	0/0	0/0	2/0	--
Tony Fields II, r-Sr., LB	2/1	2/1	--	--	--
Zach Frazier, Fr., OL	2/1	2/1	--	--	--
Graeson Malashevich, r-Fr., WR	2/0	2/0	--	--	--
Jackie Matthews, Jr., CB	2/0	2/0	--	--	--
Tae Mayo, r-Fr., CB	2/0	1/0	1/0	--	--
Quay Mays, Jr., DL	2/0	2/0	--	--	--
Akheem Mesidor, Fr., DL	2/0	2/0	--	--	--
Dreshun Miller, r-Jr., CB	2/2	2/2	--	--	--
Parker Mooror, r-Fr., OL	2/0	2/0	--	--	--
Malachi Ruffin, r-So., CB	2/0	2/0	--	--	--
Reese Smith, Fr., WR	2/0	2/0	--	--	--
Tyler Sumpter, r-Sr., P/K	2/0	2/0	--	--	--
Jalen Thornton, r-Fr., DL	2/0	2/0	--	--	--
Brandon Yates, r-Fr., OL	2/1	2/1	--	--	--
Donovan Beaver, r-Fr., OL	1/0	1/0	--	--	--
Freddie Brown, r-Fr., WR	1/0	1/0	--	--	--
Sam Brown, Fr., WR	1/1	1/1	--	--	--
Lanell Carr, Fr., BAN	1/0	1/0	--	--	--
Tyler Connolly, r-Fr., OL	1/0	1/0	--	--	--
Jairo Faverus, Fr., Spear	1/0	1/0	--	--	--
Charles Finley, Fr., TE	1/0	1/0	--	--	--
Garrett Greene, Fr., QB	1/0	1/0	--	--	--
Rhett Heston, r-Fr., DL	1/0	1/0	--	--	--
Drew Joseph, r-Fr., LB	1/0	1/0	--	--	--
Tavis Lee, r-So., DL	1/0	1/0	--	--	--
Nick Malone, r-Fr., OL	1/0	1/0	--	--	--
Quamaezius Mosby, r-Jr., CB	1/0	1/0	--	--	--
Daryl Porter Jr., Fr., CB	1/0	1/0	--	--	--
Taurus Simmons, Fr., BAN	1/0	1/0	--	--	--
Jordan White, Fr., OL	1/0	1/0	--	--	--

## Offense

Position	No.	Name	Ht.	Wt.	Cl.	GP	GS
<b>WR (X)</b>	0	Bryce Ford-Wheaton	6-3	218	r-So.	14	4
	10	Sean Ryan	6-3	204	Jr.	10	6
<b>WR (H)</b>	16	Winston Wright Jr.	5-10	174	So.	12	4
	9	Isaiah Eisdale	6-0	203	r-Jr.	12	0
<b>LT</b>	71	Junior Uzebu	6-6	298	r-So	3	1
	50	Brandon Yates	6-4	306	r-Fr.	2	1
<b>LG</b>	74	James Gmitter	6-3	301	r-So.	14	12
	69	Blaine Scott	6-3	315	r-So.	4	0
<b>C</b>	76	Chase Behrndt	6-4	315	r-Sr.	25	14
	54	Zach Frazier	6-2	308	Fr.	2	1
<b>RG</b>	57	Michael Brown	6-3	345	r-Sr.	17	8
	53	Jordan White	6-2	315	Fr.	1	0
<b>RT</b>	79	John Hughes	6-5	298	Jr.	13	3
	68	Briason Mays	6-3	308	r-So.	9	7
<b>TE (Y)</b>	85	T.J. Banks	6-5	248	r-So.	5	0
<b>or</b>	87	Mike O'Laughlin	6-5	255	r-So.	13	5
<b>SLOT</b>	15	Reese Smith	5-10	186	Fr.	2	0
	1	T.J. Simmons	6-2	201	r-Sr.	23	15
<b>WR (Z)</b>	13	Sam James	6-0	184	r-So.	18	13
	17	Sam Brown	6-2	197	Fr.	1	1
<b>or</b>	19	Ali Jennings	6-1	195	So.	10	3
<b>QB</b>	2	Jarret Doege	6-2	208	Jr.	6	5
	12	Austin Kendall	6-2	214	r-Sr.	10	9
<b>RB (F)</b>	4	Leddie Brown	5-11	214	Jr.	23	5
	20	Alec Sinkfield	5-9	184	r-Jr.	19	2

Hometown
Fuquay-Varina, N.C./Holly Springs
Brooklyn, N.Y./Erasmus Hall/Temple
Savannah, Ga./Memorial Day School
Newark, Del./Eastern Christian/Eastern Arizona CC
Atlanta, Ga./Alpharetta
Middleton, Del./Liberty Baptist Academy
Bethel Park, Pa./Bethel Park
West Portsmouth, Ohio/Sciotoville Community
Wildwood, Mo./Lafayette
Fairmont, W.Va./Fairmont Senior
Compton, Calif./Paramount/Eastern Arizona CC
Largo, Md./DeMatha Catholic
Carrollton, Texas/Creekview/Navarro College
Bolivar, Tenn./Bolivar Central
Duquesne, Pa./East Allegheny
Glen Ellyn, Ill./Fenwick
Danville, Ky./Boyle County
Birmingham, Ala./Clay-Chalkville/Alabama
Richmond Hill, Ga./Richmond Hill
Savannah, Ga./New Hampstead
Richmond, Va./Highland Springs
Lubbock, Texas/Cooper/Bowling Green
Waxhaw, N.C./Cuthbertson/Oklahoma
Philadelphia, Pa./Neumann-Goretti
Boynton Beach, Fla./American Heritage

## Defense

Position	No.	Name	Ht.	Wt.	Cl.	GP	GS
<b>DT</b>	55	Dante Stills	6-3	275	Jr.	26	5
	90	Akheem Mesidor	6-2	268	Fr.	2	0
<b>NT</b>	56	Darius Stills	6-1	282	Sr.	35	13
	99	Quay Mays	6-1	302	r-Jr.	2	0
<b>or</b>	95	Jordan Jefferson	6-2	295	So.	12	1
<b>DE</b>	9	Jeffery Pooler Jr.	6-2	258	r-Sr.	30	9
	52	Jalen Thornton	6-2	265	r-Fr.	2	0
<b>BANDIT</b>	50	Jared Bartlett	6-2	233	r-Fr.	6	0
<b>or</b>	9	VanDarius Cowan	6-4	241	r-Jr.	4	2
<b>WLB</b>	7	Josh Chandler-Semedo	5-11	228	Jr.	24	11
	6	Exree Loe	6-0	212	r-Jr.	25	3
<b>MLB</b>	1	Tony Fields II	6-1	220	Sr.	2	1
	10	Dylan Tonkery	6-0	228	r-Sr.	33	26
<b>SPEAR</b>	23	Tykee Smith	5-10	202	So.	14	10
	24	Jairo Faverus	6-0	198	Fr.	1	0
<b>LCB</b>	5	Dreshun Miller	6-1	190	r-Jr.	2	2
	3	Jackie Matthews	5-10	189	Jr.	2	0
<b>FS</b>	4	Alonzo Addae	5-11	192	r-Sr.	2	2
	22	Jake Long	5-11	198	r-Sr.	19	0
<b>CS</b>	29	Sean Mahone	5-11	204	r-Sr.	34	14
	2	Noah Guzman	5-11	202	Jr.	11	1
<b>RCB</b>	11	Nicktroy Fortune	6-0	196	So.	14	4
	26	Daryl Porter Jr.	5-11	179	Fr.	1	0

Hometown
Fairmont, W.Va./Fairmont Senior
Ottawa, Ontario/Clearwater Acad. International (Fla.)
Fairmont, W.Va./Fairmont Senior
Bradenton, Fla./Manatee/Northwest Mississippi CC
Navarre, Fla./Navarre
Dayton, Ohio/Dunbar
Cincinnati, Ohio/Indian Hill
Suwanee, Ga./Collins Hill
Palm Beach Gardens, Fla./Palm Beach Gardens/Alabama
Canton, Ohio/Canton McKinley
Johnstown, Pa./Greater Johnstown Area
Las Vegas, Nev./Desert Pines/Arizona
Bridgeport, W.Va./Bridgeport
Philadelphia, Pa./Imhotep Charter
Amsterdam, The Netherlands/Bristol Acad. of Sports
Kennesaw, Ga./Eastern Arizona College
Birmingham, Ala./Pinson Valley/Miss. Gulf Coast CC
Pickering, Ontario/St. Mary's/New Hampshire
Columbus, Ohio/Hamilton Township
Liberty Township, Ohio/Lakota West
La Puente, Calif./Bishop Amat/Cerritos College
Roswell, Ga./Central Gwinnett
Ft. Lauderdale, Fla./American Heritage

## Special Teams

Position	No.	Name	Ht.	Wt.	Cl.	GP	GS
<b>K</b>	30	Evan Staley	6-1	196	r-Sr.	36	0
	48	Casey Legg	6-4	210	r-So.	7	0
<b>H</b>	89	Graeson Malashevich	5-9	177	r-Fr.	2	0
<b>P</b>	35	Tyler Sumpter	5-10	220	r-Sr.	2	0
	40	Kolton McGhee	6-0	188	r-Fr.	0	0
<b>KO</b>	30	Evan Staley	6-1	196	r-Sr.	36	0
	48	Casey Legg	6-4	210	r-So.	7	0
<b>LS</b>	51	Kyle Poland	6-2	234	r-Sr.	3	0
	52	JP Hadley	6-2	239	r-So.	0	0
<b>KOR</b>	16	Winston Wright	5-10	174	So.	12	0
	13	Sam James	6-0	184	r-So.	18	0
<b>PR</b>	20	Alec Sinkfield	5-9	184	r-Jr.	19	0
	89	Graeson Malashevich	5-9	177	r-Fr.	2	0

Hometown
Romney, W.Va./Hampshire
Charleston, W.Va./Cross Lanes Christian
Huntington, W.Va./Spring Valley
Birmingham, Ala./Spain Park/Troy
Altoona, Pa./Bishop Guilfoyle
Romney, W.Va./Hampshire
Charleston, W.Va./Cross Lanes Christian
Morgantown, W.Va./Morgantown
Lacey, N.J./Donovan Catholic
Pooler, Ga./Memorial Day School
Richmond Hill, Ga./Richmond Hill
Delray Beach, Fla./American Heritage
Huntington, W.Va./Spring Valley

## WEST VIRGINIA HEAD COACH NEAL BROWN - SECOND YEAR

## RECORD UNDER BROWN

Overall Record	41-24
At home	20-10
On the road	18-14
At a neutral site	3-0
Day games	28-20
Night games	13-5
Vs. ranked (coaches' poll)	1-8
Vs. ranked (AP poll)	1-8
Vs. coaches' Top 10	0-2
Vs. AP Top 10	0-2
Vs. ACC	1-2
Vs. Big 12	3-7
Vs. Big Ten	1-1
Vs. Pac-12	0-0
Vs. SEC	1-2
Vs. C-USA	2-0
Vs. Mid-American	3-0
Vs. Mountain West	0-2
Vs. Sun Belt	23-9
Vs. FCS	6-0
Vs. Independents	1-1
In bowl games	3-0
In overtime	0-0
More than 7 days to prepare	14-9
In August	1-0
In September	15-7
In October	8-10
In November	13-6
In December	4-1
In January	0-0
Outrushing opponent	33-4
Outrushed by opponent	8-20
When rushing for 200 yards	10-0
When rushing for 300 yards	3-0
Outpassing opponent	25-11
Outpassed by opponent	16-13
When passing for 300-399 yards	14-3
When passing for 400-499 yards	1-1
When passing for 500+ yards	0-0
When allowing 1-199 yards passing	20-10
When allowing 200-299 yards passing	14-10
When allowing 300+ yards passing	7-4
When having 400-499 total offense	18-2
When having 500+ total offense	3-1
More total offense than opponent	27-7
Same total offense as opponent	1-0
Less total offense than opponent	13-17
Allowing 399 or less total offense	34-14
When allowing 400+ total offense	5-9
When allowing 500+ total offense	2-1
Committing fewer turnovers	30-2
Committing more turnovers	8-17
Turnovers are even	3-5
0-30:00 of time of possession	25-16
30:01-plus of time of possession	16-8
Scoring first	29-7
Opponent scores first	12-17
Leading after the 1st quarter	32-5
Trailing after the 1st quarter	4-14
Tied after the 1st quarter	5-5
Leading at halftime	34-2
Trailing at halftime	4-21
Tied at halftime	3-1
Leading after the 3rd quarter	36-1
Trailing after the 3rd quarter	3-22
Tied after the 3rd quarter	2-1
Scoring 0-10 points	0-6
Scoring 11-20 points	3-12
Scoring 21-30 points	11-4
Scoring 31-40 points	12-1
Scoring 41-plus points	15-1
Opponent scores 0-10 points	9-0
Opponent scores 11-20 points	15-4
Opponent scores 21-30 points	14-7
Opponent scores 31-40 points	3-6
Opponent scores 41-plus points	0-7
Individual 100-yard rusher	18-3
Opponent 100-yard rusher	6-9
Opponent less than 100-yards rushing	15-1
Individual 1 100-yard receiver	19-5
Opponent 100-yard receiver	8-5
Individual 300-yard passer	11-3
Opponent 300-yard passer	7-4



Neal Brown is in his second year as the head coach at West Virginia.

Since arriving in Morgantown in January 2019, Brown has covered much territory representing Mountaineer Football as its chief ambassador, ensuring the great story about his program is told to everyone.

Brown did not leave a stone unturned, preaching his "All-In" Football, Family, Fun philosophy and encouraged every group, whether players, recruits, coaches, staff, alumni, boosters and Mountaineer Nation, to get on board.

The culture of the football program has changed, the leadership is dynamic and the player development and buy-in rate is at a high level.

Brown has implemented a "5th-Quarter Program" for the team to assist in the development of the total player. The pillars of the program are character development, leadership development, real life, social responsibility and career development.

Another component of the 5th Quarter program is the Bridge Program. Its goal is to introduce the student-athletes to the college experience when they first enter WVU and then give them their final training and prepare them before they embark into life after graduation.

Brown has supported and championed program leadership by the players and above all a dedication to the individual student-athlete. His mission has been to develop each player as a complete person, not only on the field, but off, and for each to continuously build themselves and their brand to make a difference in the world after their football career is finished.

In September 2020, Brown was named the honorary head coach for the AFCA AllState Good Works Team, honoring him for his commitment to leadership, the Morgantown community and Mountaineer Nation as a whole.

Even though the Mountaineers finished 5-7 in what was called a transitional year, Brown has laid a solid foundation, as WVU showed improvement throughout the season and proved it's ready to continue its upward climb in 2020.

Now during the 2020 offseason, his message to the team has been to continue to "Trust the Climb" by coming to work ready to compete every day; continue to get better and together the program will be the most improved team in the country this year. In 2019, the Mountaineers finished the regular season winning two of the final three games, at Kansas

State and at TCU, and had a 3-3 mark on the road, including a 3-2 road record in the Big 12 Conference.

Five of Brown's players were named to All-Big 12 postseason teams, and Colton McKivitz was named the Big 12's Co-Offensive Lineman of the Year. McKivitz earned spots on two All-American teams - Walter Camp Football Foundation's Second Team and the Associated Press' Third Team, and Tykee Smith was named a freshman All-American by the Football Writers Association of America. McKivitz played in the Reese's Senior Bowl, participated in the NFL Player Combine and was selected in the fifth-round of the NFL Draft by the San Francisco 49ers. Keith Washington II played in the East-West Shrine Game, and Rex Sunhara participated in the NFLPA Collegiate All-Star Game.

Brown, one of six FBS coaches to win 10 or more games in 2016, 2017 and 2018, was named WVU's 35th head football coach on Jan. 5, 2019.

He spent the previous four years as the head coach at Troy University (2015-18), compiling a 35-16 record, including 3-0 in bowl games. In his final three seasons, the Trojans posted a 31-8 record (.795), tying for the highest winning percentage nationally among non-Power 5 schools.

Before Brown left after the 2018 season, Troy had won 17 of its last 20 games and 22 of its last 26 games. After directing the Trojans to the 2017 Sun Belt Conference Championship, Brown was honored as the league's coach of the year.

During his highly successful tenure at Troy, Brown's signature wins included a 24-21 victory in 2017 at then-No. 22 ranked LSU in Baton Rouge, which snapped the Tigers' 49-game non-conference home winning streak and a 24-19 win at Nebraska on Sept. 15, 2018. Also impressive was his team's narrow 30-24 loss at eventual 2016 national champion Clemson.

In 2018, Troy finished 10-3, including a victory over Buffalo in the Dollar General Bowl in Mobile, Alabama. The Trojans finished 7-1 in conference play and won five of their last six games.

The 2017 campaign featured an 11-win season for Troy, including a win over North Texas in the New Orleans Bowl. The Trojans once again finished with a 7-1 conference mark, earning Brown his first conference championship. Troy finished the season with the 27th most votes in the final Amway Coaches Poll, marking the highest final ranking by a Sun Belt Conference squad in league history.

Troy faced seven bowl teams and posted a 6-1

## WEST VIRGINIA HEAD COACH NEAL BROWN - SECOND YEAR

Year	School	Position	Record
2020	West Virginia	Head Coach	1-1
2019	West Virginia	Head Coach	5-7
2018	Troy	Head Coach	10-3
		Dollar General Bowl Champions	
2017	Troy	Head Coach	11-2
		Sun Belt Conference Champions	
		Sun Belt Conference Coach of the Year	
		R&L Carriers New Orleans Bowl Champions	
2016	Troy	Head Coach	10-3
		Dollar General Bowl Champions	
2015	Troy	Head Coach	4-8
2014	Kentucky	Assistant Coach (OC/QB)	5-7
2013	Kentucky	Assistant Coach (OC/QB)	2-10
2012	Texas Tech	Assistant Coach (OC/QB)	7-5
		Meineke Car Care Bowl Champions	
2011	Texas Tech	Assistant Coach (OC/QB)	5-7
2010	Texas Tech	Assistant Coach (OC/QB)	8-5
		TicketCity Bowl Champions	
2009	Troy	Assistant Coach (OC/QB)	9-4
		GMAC Bowl	
		Sun Belt Conference Champions	
2008	Troy	Assistant Coach (OC/QB)	8-5
		New Orleans Bowl	
2007	Troy	Assistant Coach (Inside Receivers)	8-4
		Sun Belt Conference Champions	
2006	Troy	Assistant Coach (Inside Receivers)	8-5
		Sun Belt Conference Champions	
		New Orleans Bowl Champions	
2005	Delaware	Assistant Coach (Wide Receivers)	6-5
2004	Sacred Heart	Assistant Coach (QB/Wide Receivers)	6-4
2003	Massachusetts	Assistant Coach (TE/OL Assistant)	10-3
		NCAA FCS Playoffs	
		Atlantic 10 Conference Champions	

Brown Totals - at West Virginia - 6-8 (Second Year); Overall - 41-24 (Sixth Year)

mark in those games. Additionally, the Trojans played three conference or conference division champions – Boise State (Mountain West), Akron (MAC/East) and North Texas (C-USA West).

Troy finished 10-3 in 2016, including a 6-2 mark in the Sun Belt and a victory over Ohio University in the Dollar General Bowl. The Trojans became the first Sun Belt Conference school to ever open a season with eight wins in its first nine games, and they became the first league school to appear in a major top 25 poll, checking in at No. 25 in the Associated Press' Nov. 13 poll. Additionally, Brown's 2016 squad tied for the best turnaround in the country (6 wins). Prior to Brown's first season at Troy in 2015, he spent two years (2013-14) as the offensive coordinator under Mark Stoops at Kentucky. Under his direction, he led the Wildcats to some new heights on the offensive side of the football. The Wildcats posted more than 440 yards of total offense in three Southeastern Conference games in 2014, its highest total since 2001.

The Wildcats totaled 380 yards or more of total offense in their first three SEC games in 2014 – Florida, Arkansas and South Carolina – marking the first time a UK team had done so since 1998. Kentucky scored 21 offensive touchdowns in SEC play in 2014.

The two years prior to Brown being named offensive coordinator, Kentucky had a combined 21 offensive touchdowns in SEC play.

He also spent three years at Texas Tech (2010-12) as the offensive coordinator after his first stint

at Troy as an assistant coach from 2006-09.

As Texas Tech's offensive coordinator and quarterbacks coach, the Red Raiders ranked in the nation's top-seven teams in passing offense, top 15 in total offense and top 25 in scoring offense, having increased production in all three categories each year since 2010. TTU finished the 2012 season second nationally in passing with 355.9 yards per game, 13th in total offense at 495.4 yards per game and 20th in scoring with 37.5 points per game.

The 2012 campaign was an expansion of the success from 2011, when Texas Tech ranked 13th nationally in total offense at 470.6 yards per game. The Red Raiders lit the scoreboard at a tune of 33.8 points per contest. In his first season in Lubbock, Brown's offense notched 460.2 yards of total offense per game, 318.9 passing, and scored at a 33.1-point clip as Tech went 8-5 and won the TicketCity Bowl.

At Troy, Brown was the inside receivers coach the first two years (2006-07) with the Trojans before transitioning to offensive coordinator and quarterbacks coach in 2008-09. Troy won four Sun Belt Conference titles and appeared in three bowl games during Brown's initial tenure.

He began his coaching career with one-year stints at UMass (2003), Sacred Heart (2004) and Delaware (2005).

At Delaware, Brown served as wide receivers coach, starting three freshman wideouts as the Blue Hens went 6-5.

## BROWN VS. ALL OPPONENTS

Opponent	First Meeting	Last Meeting	W-L
Akron	2017	2017	1-0
Alabama State	2017	2017	1-0
Appalachian State	2015	2018	1-2
Arkansas State	2016	2017	1-1
Austin Peay	2016	2016	1-0
<b>Baylor</b>	<b>2019</b>	<b>2019</b>	<b>0-1</b>
Boise State	2017	2018	0-2
Buffalo	2018	2018	1-0
Chas. Southern	2015	2015	1-0
Clemson	2016	2016	0-1
Coastal Carolina	2017	2018	2-0
<b>Eastern Kentucky</b>	<b>2020</b>	<b>2020</b>	<b>1-0</b>
Florida A&M	2018	2018	1-0
Georgia Southern	2015	2018	2-2
Georgia State	2015	2018	3-1
Idaho	2015	2017	2-1
<b>Iowa State</b>	<b>2019</b>	<b>2019</b>	<b>0-1</b>
James Madison	2019	2019	1-0
<b>Kansas</b>	<b>2019</b>	<b>2019</b>	<b>1-0</b>
<b>Kansas State</b>	<b>2019</b>	<b>2019</b>	<b>1-0</b>
Liberty	2018	2018	0-1
Louisiana	2015	2018	2-0
Louisiana-Monroe	2015	2018	2-0
LSU	2017	2017	1-0
Massachusetts	2016	2016	1-0
Mississippi State	2015	2015	0-1
Missouri	2019	2019	0-1
NC State	2015	2019	1-1
Nebraska	2018	2018	1-0
New Mexico State	2015	2017	3-0
North Texas	2017	2017	1-0
Ohio	2016	2016	1-0
<b>Oklahoma</b>	<b>2019</b>	<b>2019</b>	<b>0-1</b>
<b>Oklahoma State</b>	<b>2019</b>	<b>2019</b>	<b>0-2</b>
South Alabama	2015	2018	2-2
Southern Miss	2016	2016	1-0
<b>TCU</b>	<b>2019</b>	<b>2019</b>	<b>1-0</b>
<b>Texas</b>	<b>2019</b>	<b>2019</b>	<b>0-1</b>
Texas State	2016	2018	3-0
<b>Texas Tech</b>	<b>2019</b>	<b>2019</b>	<b>0-1</b>
Wisconsin	2015	2015	0-1

In 2004, Brown coached the quarterbacks and wide receivers at Sacred Heart, boasting the top-ranked scoring offense in the conference.

In 2003, he was the tight ends coach and offensive line assistant at Massachusetts, helping the Minutemen win a share of the Atlantic-10 championship and a berth in the FCS playoffs.

Brown was a wide receiver at Kentucky for three years (1998-2000) before finishing his career at UMass in 2001-02. He was a member of two bowl teams with the Wildcats and was named to the Southeastern Conference Academic Honor Roll.

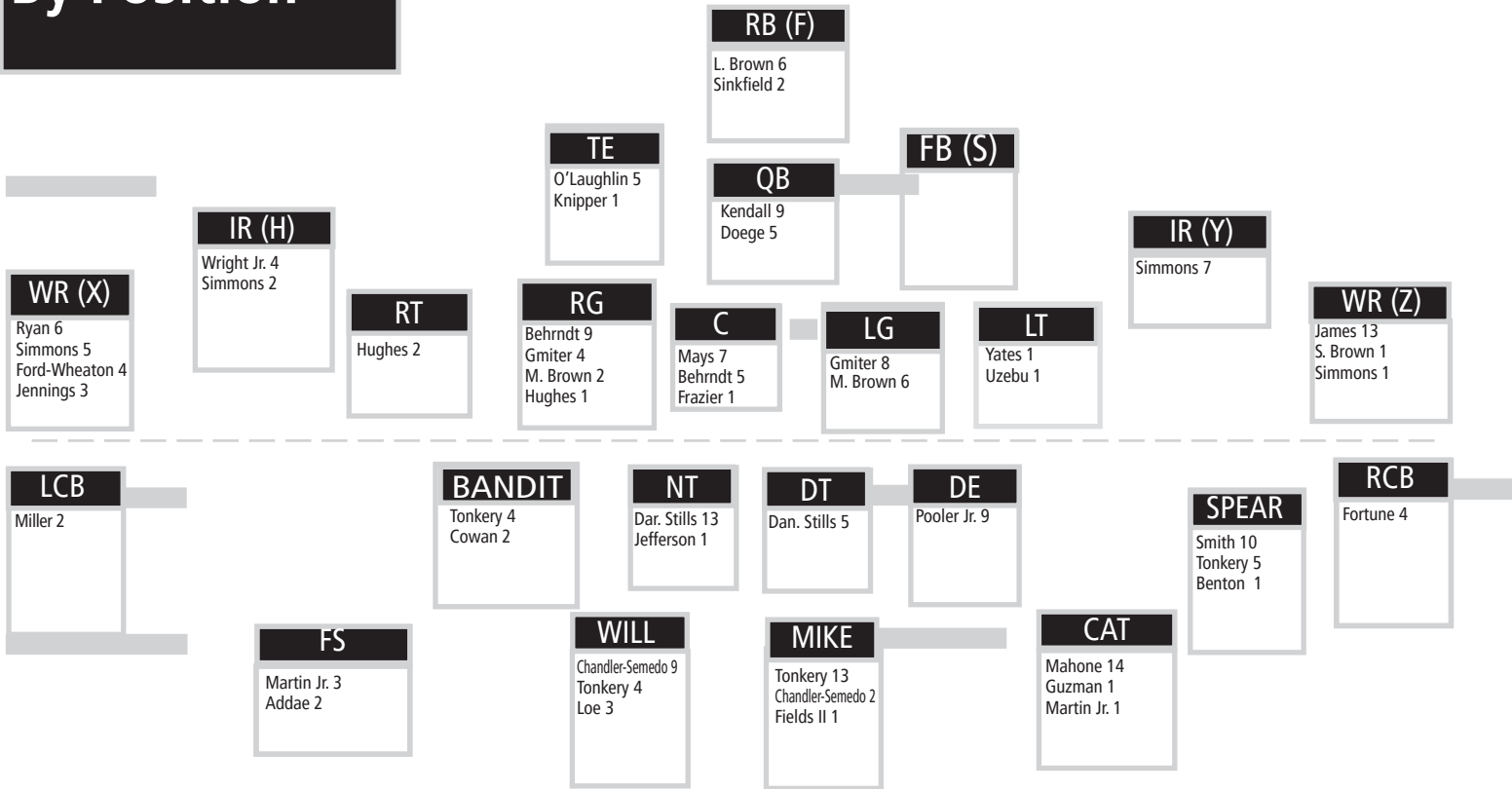
While at UMass, he was an Atlantic 10 All-Academic honoree and an NCAA Division I-AA Athletic Directors' Academic All-Star team selection.

Brown graduated from UMass with a bachelor's degree in business management in 2002 and earned his master's degree in business administration in 2005.

Born in Louisville, Kentucky, Brown grew up in Bardstown, Kentucky, before moving to Danville, Kentucky, where he was an all-state wide receiver at Boyle County High School, finishing his career as the No. 2 receiver in state history.

Brown, and his wife, Brooke, have two daughters, Adalyn and Anslee, and a son, Dax.

# Career Starts By Position



## 2020 OFFENSIVE GAME-BY-GAME STARTERS

Game	WR (X)	IR (H)	IR (Y)	WR (Z)	LT	LG	C	RG	RT	TE/FB	RB	QB
Eastern Kentucky	Ford-Wheaton	Wright Jr.	---	S. Brown	Yates	Gmitter	Frazier	M. Brown	Hughes	Knipper	L. Brown	Doege
at Oklahoma State	Ford-Wheaton	Wright Jr.	---	S. James	Uzebu	Gmitter	Behrndt	M. Brown	Hughes	O'Laughlin	L. Brown	Doege
Baylor												
Kansas												
at Texas Tech												
Kansas State												
at Texas												
TCU												
Oklahoma												
at Iowa State												

## 2020 DEFENSIVE GAME-BY-GAME STARTERS

Game	BAN	NT	DT	DE	WLB	MLB	LCB	FS	CS	SPEAR	RCB
Eastern Kentucky	Cowan	Dar. Stills	Dan. Stills	Pooler Jr.	Chandler-Semedo	Tonkery	Fortune	Addae	Mahone	Smith	Miller
at Oklahoma State	Cowan	Dar. Stills	Dan. Stills	Pooler Jr.	Chandler-Semedo	Fields II	Fortune	Addae	Mahone	Smith	Miller
Baylor											
Kansas											
at Texas Tech											
Kansas State											
at Texas											
TCU											
Oklahoma											
at Iowa State											



## TOP GAME PERFORMANCES ...

### West Virginia

#### 100-Yard Rushers

Date	Opponent	Player	Att.	Yards	Avg.	TD	Long
9/12	EKU	L. Brown	10	123	12.3	2	38
9/12	EKU	A. Sinkfield	15	123	8.2	2	28
9/26	OSU	L. Brown	26	104	4.0	0	19

#### 100-Yard Receivers

Date	Opponent	Player	Rec.	Yards	Avg.	TD	Long
9/26	OSU	W. Wright Jr.	6	127	21.2	1	70

#### 300-Yard Passers

Date	Opponent	Player	Comp.	Att.	Yards	TD	Long
------	----------	--------	-------	------	-------	----	------

#### 10+Tackles

Date	Opponent	Player	Solo	Assist	Total	TFL	Sacks
9/12	EKU	T. Fields II	4	6	10	0	0

### Opponents

#### 100-Yard Rushers

Date	Opponent	Player	Att.	Yards	Avg.	TD	Long
9/26	OSU	LD Brown	11	103	9.4	1	66
9.26	OSU	C. Hubbard	22	101	4.6	1	23

#### 100-Yard Receivers

Date	Opponent	Player	Rec.	Yards	Avg.	TD	Long
------	----------	--------	------	-------	------	----	------

#### 300-Yard Passers

Date	Opponent	Player	Comp.	Att.	Yards	TD	Long
------	----------	--------	-------	------	-------	----	------

#### 10+Tackles

Date	Opponent	Player	Solo	Assist	Total	TFL	Sacks
9/26	OSU	A. Ogbongberniga	8	5	13	1	1

### Special Teams Tackles

Player	Total	UA/A	KO	P	EKU	OSU	BU	KU	TTU	KSU	TX	TCU	OU	ISU
Alonzo Addae	2.0	2/0	2	0	2/0	0	0	0	0	0	0	0	0	0
Jared Bartlett	1.0	1/0	1	0	1/0	0	0	0	0	0	0	0	0	0
Dante Bonamico	1.0	1/0	1	0	1/0	0	0	0	0	0	0	0	0	0
Sean Mahone	1.0	1/0	1	0	0/0	1/0	0	0	0	0	0	0	0	0
Quamaezius Mosby	1.0	1/0	1	0	1/0	0	0	0	0	0	0	0	0	0
Tykee Smith	1.0	1/0	1	0	1/0	0	0	0	0	0	0	0	0	0



## MOUNTAINEER SEASON HIGHS

### Offense

Rushing	Att.	Yards	TDs	Long	100-yd Games
Leddie Brown	26 (OSU)	123 (EKU)	2 (EKU)	38 (EKU)	2
Garrett Greene	5 (EKU)	33 (EKU)	0	13 (EKU)	0
Alec Sinkfield	15 (EKU)	123 (EKU)	2 (EKU)	28 (EKU)	1
Tony Mathis Jr.	18 (EKU)	55 (EKU)	1 (EKU)	8 (EKU)	0

### Passing

Passing	Att.	Comp.	Yards	TDs	Long
Jarret Doege	37 (OSU)	20 (OSU)	285 (OSU)	3 (EKU)	70 (OSU)
Garrett Greene	4 (EKU)	3 (EKU)	24 (EKU)	0	11 (EKU)
Austin Kendall	6 (EKU)	3 (EKU)	43 (EKU)	0	30 (EKU)

### Receiving

Receiving	Rec.	Yards	TDs	Long	100-yd Games
Leddie Brown	2 (OSU)	15 (EKU)	0	15 (EKU)	0
Sam Brown	4 (EKU)	43 (EKU)	0	22 (EKU)	0
Bryce Ford-Wheaton	4 (EKU)	67 (EKU)	1 (EKU)	26 (EKU)	0
Sam James	5 (EKU)	72 (EKU)	1 (EKU)	32 (EKU)	0
Graeson Maleshevich	1 (EKU)	30 (EKU)	0	30 (EKU)	0
Sean Ryan	1 (2x/OSU)	8 (EKU)	0	8 (EKU)	0
T.J. Simmons	4 (OSU)	82 (OSU)	0	41 (OSU)	0
Alec Sinkfield	1 (2x/OSU)	18 (OSU)	0	18 (OSU)	0
Reese Smith	4 (EKU)	32 (EKU)	0	11 (EKU)	0
Winston Wright Jr.	6 (OSU)	127 (OSU)	1 (OSU)	70 (OSU)	1

### Defense

Tackles	Solo	Assisted	Total	TFL	Sacks
Alonzo Addae	6 (OSU)	4 (EKU)	9 (OSU)	0.5 (OSU)	0
Jared Bartlett	4 (EKU)	0	4 (EKU)	2.0 (EKU)	1.0 (EKU)
Dante Bonamico	2 (EKU)	0	2 (EKU)	0	0
Josh Chandler-Semedo	2 (2x/OSU)	3 (OSU)	5 (OSU)	0	0
VanDarius Cowan	2 (EKU)	2 (EKU)	4 (EKU)	2.0 (EKU)	1.0 (2x/OSU)
Jairo Faverus	1 (EKU)	1 (EKU)	2 (EKU)	0	0
Tony Fields II	4 (EKU)	7 (OSU)	10 (EKU)	0	0
Nicktroy Fortune	2 (OSU)	0	2 (OSU)	0	0
Noah Guzman	2 (OSU)	1 (OSU)	3 (OSU)	0	0
Exree Loe	1 (2x/OSU)	1 (2x/OSU)	2 (2x/OSU)	1.0 (OSU)	0
Sean Mahone	5 (OSU)	2 (OSU)	7 (OSU)	0	0
Tae Mayo	1 (EKU)	0	1 (EKU)	0	0
Akheem Mesidor	1 (2x/OSU)	2 (OSU)	3 (OSU)	1.0 (EKU)	1.0 (EKU)
Dreshun Miller	2 (OSU)	1 (EKU)	2 (OSU)	0	0
Jeffrey Pooler	0	1 (2x/OSU)	1 (2x/OSU)	0.5 (EKU)	0
Taurus Simmons	2 (EKU)	0	2 (EKU)	1.0 (EKU)	1.0 (EKU)
Tykee Smith	6 (OSU)	2 (OSU)	8 (OSU)	1.0 (EKU)	0
Dante Stills	3 (OSU)	1 (2x/OSU)	4 (OSU)	1.5 (EKU)	0
Darius Stills	3 (OSU)	0	3 (OSU)	1.0 (OSU)	0

### Pass Defense

Pass Defense	PBU	INTs	Total	TDs
Alonzo Addae	1 (EKU)	1 (EKU)	2 (EKU)	0
Tony Fields II	0	1 (OSU)	1 (OSU)	0
Nicktroy Fortune	1 (OSU)	0	1 (OSU)	0

### Turnovers

Turnovers	Forced	Recovered	TDs
VanDarius Cowan	1 (EKU)	0	0
Brandon Yates	1 (OSU)	0	0
Scottie Young	1 (OSU)	0	0

# MOUNTAINEER CAREER HIGHS

<b>Offense</b>					
<b>Rushing</b>					
	Att.	Yards	TDs	Long	100-yd Games
Leddie Brown	26 (OSU '20)	123 (EKU '20)	2 (EKU '20)	47 (KU '18)	3 (EKU '20)
Zack Dobson \$	5 (UNT '19)	52 (UAB '18)	1 (UAB '18)	48 (UAB '18)	0
Garrett Greene	5 (EKU '20)	33 (EKU '20)	0	13 (EKU '20)	0
Austin Kendall	9 (2x/BU '19)	33 (NCST '19)	1 (UT)	25 (N.C. St. '19)	0
Tony Mathis Jr.	18 (EKU '20)	55 (EKU '20)	1 (EKU '20)	8 (EKU '20)	0
Sean Ryan	1 (NCST '19)	24 (NCST '19)	0	24 (NCST '19)	0
Alec Sinkfield	15 (EKU '20)	123 (EKU '20)	2 (EKU '20)	28 (EKU '20)	1 (EKU '20)
<b>Passing</b>					
	Att.	Comp.	Yards	TDs	Long
Jarret Doege @	45 (MOH '18)	30 (MOH '18)	379 (WMU '18)	4 (2x/EKU '18)	76 (WMU '18)
Garrett Greene	4 (EKU '20)	3 (EKU '20)	24 (EKU '20)	0	11 (EKU '20)
Austin Kendall	46 (UT '19)	31 (UT '19)	367 (UT '19)	3 (2x/UT '19)	83 (BU '19)
<b>Receiving</b>					
	Rec.	Yards	TDs	Long	100-yd Games
Leddie Brown	6 (TCU '19)	41 (TCU '19)	1 (3x/EKU '20)	25 (SU '18)	0
Sam Brown	4 (EKU '20)	43 (EKU '20)	0	22 (EKU '20)	0
Zack Dobson \$	6 (UNT '19)	61 (TSU '19)	1 (7x/UNCC '19)	46 (UAB '18)	0
Isalah Esdale	5 (KSU '19)	39 (TCU '19)	1 (TCU '19)	36 (OU '19)	0
Bryce Ford-Wheaton	4 (EKU '20)	67 (EKU '20)	1 (3x/EKU '20)	50 (KSU '19)	0
Sam James	14 (TTU '19)	223 (TTU '19)	1 (3x/EKU '20)	51 (2x/TTU '19)	2 (TTU '19)
Ali Jennings	3 (4x/KSU '19)	50 (OSU '19)	1 (NCST '19)	30 (OSU '19)	0
Graeson Maleshevich	1 (EKU '20)	30 (EKU '20)	0	30 (EKU '20)	0
Mike O'Laughlin	3 (ISU '19)	16 (ISU '19)	0	8 (ISU '19)	0
Sean Ryan ^	5 (UT '19)	70 (UT '19)	1 (ECU '18)	39 (UT '19)	0
T.J. Simmons	7 (UT '19)	135 (UT '19)	2 (OU '19)	59 (TENN '18)	1 (UT '19)
Alec Sinkfield	2 (3x/EKU '20)	29 (BU '18)	0	31 (BU '18)	0
Reese Smith	4 (EKU '20)	32 (EKU '20)	0	11 (EKU '20)	0
Winston Wright Jr.	6 (2x/OSU '20)	127 (OSU '20)	1 (OSU '20)	70 (OSU '20)	1
<b>Defense</b>					
<b>Tackles</b>					
	Solo	Assisted	Total	TFL	Sacks
Alonzo Addae	6 (OSU '20)	4 (EKU '20)	9 (OSU '20)	0.5 (OSU '20)	0
Jared Bartlett	4 (EKU '20)	1 (OSU '20)	4 (EKU '20)	2.0 (EKU '20)	1.0 (EKU '20)
Charlie Benton	1 (NCST '19)	2 (TENN '18)	2 (TENN '18)	0	0
Dante Bonamico	2 (4x/EKU '20)	2 (TTU '19)	3 (2x/BU '19)	1.0 (UTAH '17)	0
Bryce Brand *	3 (RU '19)	2 (2x/NU '17)	4 (2x/RU '19)	3.0 (RU '19)	1.0 (2x/RU '19)
Josh Chandler-Semedo	9 (JMU '19)	6 (UT '19)	14 (JMU '19)	1.5 (KSU '19)	0
VanDarius Cowan	2 (2x/EKU '20)	2 (2x/EKU '20)	4 (2x/EKU '20)	2.0 (EKU '20)	1.0 (3x/OSU '20)
Tony Fields II +	10 (2x/CU '19)	7 (OSU '20)	13 (PU '17)	1.5 (2x/UO '18)	1.0 (7x/CU '18)
Nickroy Fortune	7 (ISU '19)	1 (4x/TCU '19)	8 (ISU '19)	1.0 (Mizzou '19)	0
Noah Guzman	8 (BU '19)	4 (BU '19)	12 (BU '19)	0.5 (TTU '19)	0
Jordan Jefferson	1 (3x/ISU '19)	1 (2x/TCU '19)	1 (5x/TCU '19)	1.0 (ISU '19)	0
Exree Loe	4 (3x/TCU '19)	4 (2x/BU '19)	7 (BU '19)	1.0 (4x/OSU '20)	0
Jake Long	2 (2x/BU '19)	2 (OU '19)	3 (BU '19)	0	0
Sean Mahone	9 (KSU '19)	12 (TTU '19)	15 (TTU '19)	2.0 (KSU '19)	1.0 (2x/KSU '19)
Kerry Martin Jr.	5 (3x/OSU '19)	4 (OSU '19)	9 (OSU '19)	1.0 (2x/BU '19)	0
Akheem Mesidor	1 (OSU '20)	2 (OSU '20)	3 (OSU '20)	1.0 (EKU '20)	1.0 (EKU '20)
Jeffery Pooler Jr.	3 (2x/TTU '19)	4 (2x/OSU '19)	6 (OSU '19)	2.0 (KSU '19)	1.0 (3x/OSU '19)
Taurus Simmons	2 (EKU '20)	0	2 (EKU '20)	1.0 (EKU '20)	1.0 (EKU '20)
Tykee Smith	6 (2x/OSU '20)	2 (6x/OSU '20)	8 (OSU '20)	1.5 (BU '19)	1.0 (BU '19)
Dante Stills	3 (3x/OSU '20)	2 (2x/KU '19)	4 (OSU '20)	2.0 (4x/BU '19)	2.0 (2x/BU '19)
Darius Stills	7 (BU '19)	5 (TCU '19)	10 (BU '19)	3.0 (2x/BU '19)	3.0 (BU '19)
Dylan Tonkery	9 (ISU '17)	6 (TENN '18)	9 (ISU '17)	2.5 (KSU '18)	1.5 (UTAH '17)
Scottie Young &	7 (UH '17)	6 (CU '17)	11 (CU '17)	1.5 (CU '17)	0
<b>Pass Defense</b>					
	PBU	INTs	Total	TDs	
Alonzo Addae †	2 (2x/Maine '18)	0	2 (2x/Maine '18)	0	
Josh Chandler-Semedo	1 (2x/ISU '19)	0	1 (JMU '19)	0	
Tony Fields II +	1 (3x/SU '19)	1 (2x/OSU '20)	1 (5x/OSU '20)	0	
Nickroy Fortune	1 (3x/OSU '20)	0	1 (3x/OSU '20)	0	
Jordan Jefferson	1 (NCST '19)	0	1 (NCST '19)	0	
Exree Loe	2 (KSU '19)	0	2 (KSU '19)	0	
Sean Mahone	1 (2x/TCU '19)	1 (TCU '19)	2 (TCU '19)	0	
Kerry Martin Jr.	2 (ISU '19)	0	2 (ISU '19)	0	
Jeffery Pooler Jr.	1 (3x/TCU '19)	0	1 (3x/TCU '19)	0	
Tykee Smith	2 (NCST '19)	1 (2x/TCU '19)	2 (NCST '19)	1 (ISU '19)	
Dante Stills	1 (JMU '19)	0	1 (JMU '19)	0	
Darius Stills	1 (2x/TCU '19)	0	1 (2x/TCU '19)	0	
Dylan Tonkery	1 (2x/YSU '18)	0	1 (2x/YSU '18)	0	
Scottie Young &	1 (7x/Utah '19)	0	1 (3x/Utah '19)	0	
<b>Turnovers</b>					
	Forced	Recovered	TDs		
Alonzo Addae †	1 (2x/UCA '17)	1 (UCA '17)	0		
Dante Bonamico	0	1 (UT '18)	0		
Bryce Brand *	0	1 (UM '18)	0		
Josh Chandler	0	1 (2x/KU '19)	0		
VanDarius Cowan	1 (EKU '20)	0	0		
Tony Fields II +	1 (USC '19)	0	0		
Noah Guzman %	0	1 (BU '19)	0		
Exree Loe	1 (BU '18)	2 (TCU '18)	0		
Sean Mahone	1 (BU '19)	1 (BU '18)	0		
Tykee Smith	1 (BU '19)	0	0		
Dante Stills	1 (3x/KU '19)	0	0		
Darius Stills	1 (KSU '19)	0	0		
Dylan Tonkery	1 (KSU '18)	1 (2x/JMU '19)	0		
Brandon Yates	1 (OSU '20)	0	0		
Scottie Young	1 (OSU '20)	0	0		

@ - Doege's numbers from Bowling Green ^ - Ryan's numbers from Temple \* - Brand's numbers from Maryland \$ - Dobson's numbers from Middle Tennessee + - Fields' numbers from Arizona

& - Young's numbers from Arizona † - Addae's numbers from New Hampshire



## 2020 MOUNTAINEER ROSTER

No.	Name	Pos.	Ht.	Wt.	Cl.	Exp.	Hometown/High School/Previous College
0	Bryce Ford-Wheaton	WR	6-3	218	r-So.	1vl	Fuquay-Varina, N.C./Holly Springs
1	Tony Fields II	LB	6-1	220	Sr.	TR	Las Vegas, Nev./Desert Pines/Arizona
1	T.J. Simmons	WR	6-2	198	r-Sr.	2vl	Birmingham, Ala./Clay-Chalkville/Alabama
2	Jarret Doege	QB	6-2	208	r-Jr.	1vl	Lubbock, Texas/Cooper/Bowling Green
2	Noah Guzman	S	5-11	204	Jr.	1vl	Whittier, Calif./Bishop Amat/Cerritos College
3	Trent Jackson	QB	6-3	208	r-So.	JC	Stevensville, Md./Kent Island
3	Jackie Matthews	CB	5-10	189	Jr.	TR	Birmingham, Ala./Pinson Valley/Mississippi Gulf Coast CC
4	Alonzo Addae	S	5-11	189	r-Sr.	SQ	Pickering, Ontario/St. Mary's/New Hampshire
4	Leddie Brown	RB	5-11	210	Jr.	2vl	Philadelphia, Pa./Neumann Goretti
5	Dreshun Miller	CB	6-1	192	r-Jr.	SQ	Kennesaw, Ga./Sprayberry/Eastern Arizona College
6	Exree Loe	WLB	6-0	212	r-Jr.	2vl	Johnstown, Pa./Greater Johnstown Area
7	Josh Chandler-Semedo	WLB	5-11	220	Jr.	2vl	Canton, Ohio/Canton McKinley
8	VanDarius Cowan	BAN	6-4	240	r-Jr.	1vl	Palm Beach Gardens, Fla./Palm Beach Gardens/Alabama
9	Isaiah Esdale	WR	6-0	203	r-Jr.	1vl	Newark, Del./Eastern Christian/Eastern Arizona CC
9	Jeffery Pooler Jr.	DL	6-2	250	r-Sr.	2vl	Dayton, Ohio/Dunbar
10	Sean Ryan	WR	6-3	194	Jr.	1vl	Brooklyn, N.Y./Erasmus Hall/Temple
10	Dylan Tonkery	MLB	6-0	230	r-Sr.	3vl	Bridgeport, W.Va./Bridgeport
11	Nicktroy Fortune	CB	6-0	191	So.	1vl	Roswell, Ga./Central Gwinnett
11	Garrett Greene	QB	5-11	192	Fr.	HS	Tallahassee, Fla./Chiles
12	Taijeh Alston	DL	6-4	245	r-Jr.	SQ	Lumberton, N.C./Union Pines/Copiah-Lincoln CC
12	Austin Kendall	QB	6-2	212	r-Sr.	1vl	Waxhaw, N.C./Cuthbertson/Oklahoma
13	Sam James	WR	6-0	184	r-So.	1vl	Richmond Hill, Ga./Richmond Hill
14	Matt Cavallaro	QB	6-0	201	So.	JC	Matamoras, Pa./Delaware Valley/Lackawanna College
14	Malachi Ruffin	CB	5-9	182	r-So.	SQ	Nashville, N.C./Nash Central
15	Kerry Martin Jr.	S	6-1	185	So.	1vl	Charleston, W.Va./Capital
15	Reese Smith	WR	5-10	186	Fr.	HS	Danville, Ky./Boyle County
16	Winston Wright Jr.	WR	5-10	181	So.	1vl	Savannah, Ga./Memorial Day School
16	Scottie Young	S	5-11	204	Sr.	TR	San Diego, Calif./Helix/Arizona
17	Sam Brown	WR	6-2	197	Fr.	HS	Savannah, Ga./New Hampstead
18	Charlie Benton	MLB	6-1	226	r-Sr.	SQ	Opelika, Ala./Opelika/Butler CC
18	Devell Washington	WR	6-3	212	Fr.	HS	Saginaw, Mich./Arthur Hill
19	Ali Jennings	WR	6-1	193	So.	1vl	Richmond, Va./Highland Springs
20	Tae Mayo	CB	5-10	175	r-Fr.	SQ	Leesburg, Ga./Lee County
20	Alec Sinkfield	RB	5-9	193	r-Jr.	2vl	Boynton Beach, Fla./American Heritage
22	Jake Long	S	5-11	198	r-Sr.	SQ	Columbus, Ohio/Hamilton Township
22	A'varius Sparrow	RB	5-9	197	Fr.	HS	Orlando, Fla./Jones
23	Tykee Smith	SP	5-10	198	So.	1vl	Philadelphia, Pa./Imhotep Charter
24	Jairo Faverus	CB	6-0	192	Fr.	HS	Amsterdam, The Netherlands/Bristol Academy of Sports
24	Tony Mathis Jr.	RB	5-11	205	r-Fr.	SQ	Orlando, Fla./Cedartown
25	Osman Kamara	S	5-10	198	r-Sr.	3vl	Harrisburg, Pa./Bishop McDevitt
26	Daryl Porter Jr.	CB	5-11	179	Fr.	HS	Fort Lauderdale, Fla./American Heritage
27	Tacorey Turner	SP	6-2	201	r-Fr.	SQ	Montgomery, Ala./Park Crossing HS
28	David Vincent-Okoli	CB	6-0	178	Fr.	HS	Gaithersburg, Md./The Bullis School
29	Sean Mahone	S	5-11	203	r-Sr.	3vl	Liberty Township, Ohio/Lakota West
29	Preston Fox	WR	6-0	180	Fr.	HS	Morgantown, W.Va./Morgantown
30	Naim Muhammad	SP	5-10	204	r-Fr.	SQ	Washington, D.C./DeMatha Catholic/Fork Union
30	Evan Staley	K	6-1	200	r-Sr.	3vl	Romney, W.Va./Hampshire
31	Quamaezius Mosby	CB	5-9	173	r-Jr.	SQ	Wheeling, W.Va./Wheeling Park/West Liberty
32	James Thomas	LB	6-3	215	Fr.	HS	Baconton, Ga./Mitchell County
33	Jayvon Thrift	S	5-9	186	r-Fr.	SQ	Irwin, Pa./Norwin
34	Lorenzo Dorr	RB	5-9	198	r-Sr.	SQ	Fredericksburg, Va./Riverbend
35	Tyler Sumpter	K/P	5-10	220	r-Sr.	TR	Birmingham, Ala./Spain Park/Troy
35	Nick Yoho	S	5-11	197	r-Fr.	SQ	Parkersburg, W.Va./Parkersburg South
36	Jake Abbott	WLB	6-0	226	r-Jr.	2vl	Fairmont, W.Va./Fairmont Senior
36	Markquan Rucker	RB	6-0	205	Fr.	HS	Sistersville, W.Va./Tyler Consolidated
37	Owen Chafin	RB	5-9	200	r-Fr.	SQ	Huntington, W.Va./Spring Valley
39	Dante Bonamico	SP	5-8	185	r-Sr.	2vl	Bridgeport, W.Va./Bridgeport
40	Jordan Dempsey	S	5-10	175	r-Fr.	SQ	Fayetteville, W.Va./Fayetteville
40	Kolton McGhee	K/P	6-0	190	r-Fr.	SQ	Altoona, Pa./Bishop Guilfoyle

## 2020 MOUNTAINEER ROSTER

42	Bryce Brand	DL	6-0	252	r-Jr.	TR	Detroit, Mich./Clayton Valley Charter//Maryland
43	Drew Joseph	WLB	5-8	198	r-Fr.	SQ	Charleston, W.Va./South Charleston
43	Jackson Knipper	FB	6-2	238	r-Jr.	SQ	Beavercreek, Ohio/Beavercreek/Western Michigan
44	Lanell Carr	BAN	6-2	240	Fr.	HS	St. Louis, Mo./De Smet Jesuit
45	Taurus Simmons	BAN	6-1	232	Fr.	HS	Savannah, Ga./Jenkins
48	Casey Legg	K	6-4	221	r-So.	1vl	Charleston, W.Va./Cross Lanes Christian
49	Evan Matthes	P	6-1	216	r-So.	SQ	Reston, Va./South Lakes
50	Jared Bartlett	BAN	6-2	232	r-Fr.	1vl	Miami, Fla./Collins Hill
50	Brandon Yates	OL	6-4	305	r-Fr.	SQ	Middleton, Del./Liberty Baptist Academy
51	Kyle Poland	LS	6-2	240	r-Sr.	SQ	Morgantown, W.Va./Morgantown
52	JP Hadley	LS	6-2	250	r-So.	SQ	Lacey, N.J./Donovan Catholic
52	Jalen Thornton	DL	6-2	271	r-Fr.	SQ	Cincinnati, Ohio/Indian Hill
53	Eddie Watkins Jr.	BAN	6-3	223	Fr.	HS	Evergreen, Ala./Hillcrest
53	Jordan White	OL	6-2	315	Fr.	HS	Largo, Md./DeMatha Catholic
54	Zach Frazier	OL	6-2	308	Fr.	HS	Fairmont, W.Va./Fairmont Senior
54	Sean Martin	DL	6-4	281	Fr.	HS	Bluefield, W.Va./Bluefield
55	Parker Moorer	OL	6-4	306	r-Fr.	SQ	Charlotte, N.C./Mallard Creek
55	Dante Stills	DL	6-4	280	Jr.	2vl	Fairmont, W.Va./Fairmont Senior
56	Darius Stills	DL	6-1	285	Sr.	3vl	Fairmont, W.Va./Fairmont Senior
57	Michael Brown	OL	6-3	348	r-Sr.	2vl	Compton, Calif./Paramount/Eastern Arizona CC
58	Nick Malone	OL	6-6	292	r-Fr.	SQ	Morgantown, W.Va./Morgantown
60	Noah Drummond	OL	6-0	290	r-So.	SQ	Bridgeport, W.Va./Bridgeport
61	Tyler Connolly	OL	6-5	335	r-Fr.	SQ	Marysville, Ohio/Marysville
62	Zach Davis	OL	6-2	310	r-Sr.	SQ	St. Marys, W.Va./St. Marys
64	Austin Brinkman	LS	6-4	210	Fr.	HS	Bel Air, Md./The John Carroll School
65	Donavan Beaver	OL	6-6	302	r-Fr.	SQ	Fredericksburg, Va./Massaponax
66	Ja'Quay Hubbard	OL	6-5	335	r-Fr.	TR	Sharpsville, Pa./Sharpsville/Virginia
67	Josh Ritchie	DL	5-11	273	r-So.	SQ	Morgantown, W.Va./University
68	Briason Mays	OL	6-3	308	r-So.	1vl	Bolivar, Tenn./Bolivar Central
69	Blaine Scott	OL	6-3	315	r-So.	SQ	West Portsmouth, Ohio/Sciotoville Community
71	Junior Uzebu	OL	6-6	312	r-So.	SQ	Atlanta, Ga./Alpharetta
73	Chris Mayo	OL	6-5	320	Fr.	HS	Deptford, N.J./The Peddie School
74	James Gmitter	OL	6-3	300	r-So.	1vl	Bethel Park, Pa./Bethel Park
76	Chase Behrmdt	OL	6-4	310	r-Sr.	2vl	Wildwood, Mo./Lafayette
78	Tairiq Stewart	OL	6-4	344	Jr.	JC	Cleveland, Ohio/Warrensville Heights/ASA College
79	John Hughes	OL	6-5	298	Jr.	1vl	Carrollton, Texas/Creekview/Navarro College
80	Charles Finley	TE	6-4	206	Fr.	HS	Newark, N.J./DePaul Catholic
81	Zach Dobson	WR	5-9	173	Jr.	TR	Knoxville, Tenn./Fulton/Middle Tennessee
83	CJ Cole	WR	6-5	210	Fr.	HS	Washington, Pa./McGuffey
84	Freddie Brown	WR	5-8	180	r-Fr.	SQ	Mansfield, Texas/Dallas Christian
85	T.J. Banks	TE	6-5	255	r-So.	SQ	Duquesne, Pa./East Allegheny
86	Randy Fields Jr.	WR	6-1	196	r-So.	SQ	Newark, Del./St. Frances Academy
87	Mike O'Laughlin	TE	6-5	255	r-So.	1vl	Glen Ellyn, Ill./Fenwick
88	Tavis Lee	DL	6-2	255	r-So.	SQ	Martinsburg, W.Va./Martinsburg
89	Graeson Malashevich	WR	5-9	179	r-Fr.	SQ	Ceredo, W.Va./Spring Valley
90	Akheem Mesidor	DL	6-2	268	Fr.	HS	Ottawa, Ontario/Clearwater Academy International (Fla.)
92	Rhett Heston	DL	6-3	228	r-Fr.	SQ	Fairmont, W.Va./Fairmont Senior
93	Caydan Keeler	DL	5-11	275	r-Fr.	SQ	Ripley, W.Va./Ripley
94	Russell Tanson	DL	6-2	254	r-Jr.	SQ	Alexandria, Va./Hayfield/Shepherd
95	Jordan Jefferson	DL	6-2	312	So.	1vl	Navarre, Fla./Navarre
97	Danny King	K	5-11	175	Fr.	HS	Cumberland, Md./Fort Hill
98	Leighton Bechdel	P	6-0	202	r-Fr.	SQ	Towson, Md./Towson
99	Quay Mays	DL	6-1	300	r-Jr.	JC	Bradenton, Fla./Manatee/Northwest Mississippi CC

## THE LAST TIME ...

### By The Mountaineers ...

**30 Rushing Attempts:** 30 by Martell Pettaway at Iowa State/Nov. 26, 2016  
**40 Rushing Attempts:** 40 by Quincy Wilson vs. Rutgers/Oct. 11, 2003  
**100 Rushing Yards:** 104 by Leddie Brown at Oklahoma State/Sept. 26, 2020  
**200 Rushing Yards:** 209 by Justin Crawford vs. Baylor/Dec. 3, 2016  
**300 Rushing Yards:** 331 by Justin Crawford vs. Oklahoma/Nov. 19, 2016  
**75-Yard Run (no touchdown):** 79 by Tevin Bush vs. Baylor/Oct. 25, 2018  
**75-Yard Touchdown Run:** 76 by Charles Sims vs. Iowa State/Nov. 30, 2013  
**50-Yard Run (no touchdown):** 51 by Martell Pettaway vs. Syracuse/Dec. 28, 2018  
**50-Yard Touchdown Run:** 55 by Martell Pettaway at Texas/Nov. 3, 2018  
**2 Rushing Touchdowns:** 2 by Leddie Brown and Alec Sinkfield vs. Eastern Kentucky /Sept. 12, 2020  
**2 Rushing Touchdowns in Back-to-Back Games:** by Kennedy McKoy 2 vs. TCU/ Nov. 10, 2018 and 2 at Oklahoma State/Nov. 17, 2018  
**3 Rushing Touchdowns:** 3 by Kennedy McKoy at Oklahoma/Nov. 25, 2017  
**Double 100-Yard Rushers:** 123 by Leddie Brown and 123 by Alec Sinkfield vs. Eastern Kentucky /Sept. 12, 2020  
**Three 100-Yard Rushers:** 129 by Skyler Howard, 115 by Wendell Smallwood and 108 by Rushel Shell at Kansas/Nov. 21, 2015  
**Double 200-Yard Rushers:** by Pat White (220) and Steve Slaton (215) at Pitt /Nov. 16, 2006  
**Two 100-Yard Rushers and Two 100-Yard Receivers:** 129 by Justin Crawford and 127 by Kennedy McCoy rushing and 7 catches for 104 yards by Daikiel Shorts and 4 catches for 102 yards by Shelton Gibson vs. Kansas/Nov. 5, 2016  
**30 Pass Completions:** 31 by Austin Kendall vs. Texas/Oct. 5, 2019  
**20 Pass Completions:** 20 by Jarret Doege at Oklahoma State/Sept. 26, 2020  
**Consecutive Completions:** 21 by Geno Smith vs. Kansas/Dec. 1, 2012  
**60 Pass Attempts:** 65 by Geno Smith vs. LSU/Sept. 24, 2011  
**50 Pass Attempts:** 53 by Will Grier vs. Virginia Tech/Sept. 3, 2017  
**40 Pass Attempts:** 43 by Austin Kendall vs. Texas Tech/Nov. 9, 2019  
**35 Pass Attempts:** 37 by Jarret Doege at Oklahoma State/Sept. 26, 2020  
**30 Pass Attempts:** 37 by Jarret Doege at Oklahoma State/Sept. 26, 2020  
**3 Touchdown Passes:** 3 by Jarret Doege vs. Eastern Kentucky/Sept. 12, 2020  
**4 Touchdown Passes:** 4 by Will Grier vs. Oklahoma/Nov. 23, 2018  
**5 Touchdown Passes:** 5 by Will Grier vs. Kansas State/Sept. 22, 2018  
**6 Touchdown Passes:** 8 by Geno Smith vs. Baylor/Sept. 29, 2012  
**300 Yards Passing:** 307 by Jarret Doege vs. Oklahoma State/Nov. 23, 2019  
**400 Yards Passing:** 539 by Will Grier vs. Oklahoma/Nov. 23, 2018  
**500 Yards Passing:** 539 by Will Grier vs. Oklahoma/Nov. 23, 2018  
**600 Yards Passing:** 656 by Geno Smith vs. Baylor/Sept. 29, 2012  
**100 Yards Rushing and Passing:** by Skyler Howard (129/133) at Kansas /Nov. 21, 2015  
**200 Yards Rushing and Passing:** by Pat White (220/204) at Pitt/Nov. 16, 2006  
**100 Yards Rushing and Receiving:** by Steve Slaton (215/130) at Pitt/Nov. 16, 2006  
**300 Yards Total Offense:** 365 by Austin Kendall vs. Texas Tech/Nov. 9, 2019  
**400 Yards Total Offense:** 517 by Will Grier vs. Oklahoma/Nov. 23, 2018  
**500 Yards Total Offense:** 517 by Will Grier vs. Oklahoma/Nov. 23, 2018  
**600 Yards Total Offense:** 687 by Geno Smith vs. Baylor/Sept. 29, 2012  
**15 Receptions:** 16 by Kevin White at Texas/Nov. 8, 2014  
**10 Receptions:** 14 by Sam James vs. Texas Tech/Nov. 9, 2019  
**9 Receptions:** 14 by Sam James vs. Texas Tech/Nov. 9, 2019  
**4 Touchdown Receptions:** 4 by Stedman Bailey vs. Oklahoma/Nov. 17, 2012  
**3 Touchdown Receptions:** 3 by David Sills V vs. Kansas State/Sept. 22, 2018  
**2 Touchdown Receptions:** 2 by George Campbell at Kansas State/Nov. 16, 2019  
**Two Players with 2 Touchdown Receptions:** 2 by Gary Jennings and 2 by David Sills V vs. Oklahoma/Nov. 23, 2018  
**Double 100-Yard Receivers:** 225 by Gary Jennings and 131 by David Sills V vs. Oklahoma /Nov. 23, 2018  
**Three 100-Yard Receivers:** 303 by Stedman Bailey, 215 by Tavon Austin and 114 by J.D. Woods vs. Baylor/Sept. 29, 2012  
**100 Yards Receiving:** 127 by Winston Wright Jr. at Oklahoma State/Sept. 26, 2020  
**150 Yards Receiving:** 155 by Sam James vs. NC State/Sept. 14, 2019  
**200 Yards Receiving:** 225 by Gary Jennings vs. Oklahoma/Nov. 23, 2018  
**75-Yard Touchdown Reception:** 83 by George Campbell from Austin Kendall at Baylor /Oct. 31, 2019  
**50-Yard Touchdown Reception:** 70 by Winston Wright Jr. from Jarret Doege at Oklahoma State /Sept. 26, 2020  
**50-Yard Reception (no touchdown):** 51 by Sam James from Austin Kendall vs. NC State /Sept. 14, 2019  
**Rushing and Receiving Touchdown:** by Leddie Brown vs. Eastern Kentucky/Sept. 12, 2020  
**2 Rushing and 2 Receiving Touchdowns:** by Steve Slaton at Pitt/Nov. 16, 2006  
**2 Rushing and 2 Passing Touchdowns:** by Will Grier at Kansas/Sept. 23, 2017  
**Kickoff Return For Touchdown:** 95 yards by Winston Wright Jr. at Baylor/Oct. 31, 2019  
**Recovered an Onside Kick:** Josh Lambert kicked the ball 11 yards, recovered by Jarrod Harper at Baylor/Oct. 17, 2015

ALI JENNINGS



BRIANSON MAYS



## THE LAST TIME ...

**Returned Opening Kick for a Touchdown:** 98 yards by Tavon Austin vs. UConn /Oct. 24, 2009

**Punt Return For Touchdown:** 76 yards by Tavon Austin vs. TCU/Nov. 3, 2012

**Punt Blocked and Returned For Touchdown:** 1 yard by Thandi Smith (blocked, picked up and returned) at Rutgers/Oct. 8, 2005

**Punt Blocked:** by Logan Thimons vs. NC State/Sept. 14, 2019

**Punt Blocked For Touchdown:** Blocked by Osman Kamara and recovered by Marvin Gross vs. Oklahoma State/Oct. 28, 2017

**Punt Blocked For Safety:** by Jarrod Harper at Maryland/Sept. 13, 2014

**Interception Return For Touchdown:** 19 yards by Tykee Smith vs. Iowa State /Oct. 12, 2019

**Interception Return For Touchdown by a Defensive Lineman:** 19 yards by Keilen Dykes at Syracuse/Oct. 6, 2007

**Two Interceptions Returned for Touchdown:** by Shawn Hackett (41) and Grant Wiley (22) vs. Boston College/Sept. 2, 2000

**50-Yard Field Goal:** 51 by Casey Legg at Kansas State/Nov. 16, 2019

**Field Goal Blocked:** by Darius Stills vs. James Madison/Aug. 31, 2019

**Field Goal Blocked and Returned for Touchdown:** 72 yards by Derrek Pitts Jr., (blocked by Kenny Bigelow Jr.) at Iowa State/Oct. 13, 2018

**Missed an Extra Point:** by Evan Staley vs. Syracuse/Dec. 28, 2018

**Two Interceptions in a Game:** 2 by Kenny Robinson at Texas Tech/Sept. 30, 2018

**Three Interceptions in a Game:** 3 by Karl Joseph vs. Georgia Southern/Sept. 5, 2015

**Three Interceptions in a Quarter:** 3 by Karl Joseph vs. Georgia Southern/Sept. 5, 2015

**Four Interceptions in a Game:** 4 by Mike Slater vs. Kentucky/Nov. 1, 1969

**Intercepted Fumble Returned For Touchdown:** no instance yet found

**Fumble Returned For Touchdown:** 42 yards by Jared Barber vs. Texas/Nov. 14, 2014

**Fumble Recovered For Touchdown:** 0 yards by Karl Joseph at Baylor/Oct. 4, 2013

**Two-Point Conversion By Rush:** Will Grier at Texas/Nov. 3, 2018

**Two-Point Conversion By Pass:** Trevon Wesco from Kennedy McKoy vs. Utah /Dec. 26, 2017

**Defensive Extra Point:** Matt Taffoni interception return at Pitt/Oct. 15, 1994

**Extra Point Blocked:** by Rick Sherrod at Maryland/Sept. 29, 2001

**Team Gained 300 Yards Rushing:** 329 vs. Eastern Kentucky/Sept. 12, 2020

**Team Gained 400 Yards Rushing:** 426 at Kansas/Nov. 21, 2015

**Team Gained 500 Yards Rushing:** 517 vs. Connecticut/Nov. 24, 2007

**Team Failed To Gain 100 Yards Rushing:** 68 at Oklahoma State/Sept. 26, 2020

**Team Failed To Gain 50 Yards Rushing:** 26 vs. Oklahoma State/Nov. 23, 2019

**Team Gained 300 Yards Passing:** 307 vs. Oklahoma State/Nov. 23, 2019

**Team Gained 400 Yards Passing:** 498 vs. Texas Tech/Nov. 9, 2019

**Team Gained 500 Yards Passing:** 539 vs. Oklahoma/Nov. 23, 2018

**Team Failed To Gain 100 Yards Passing:** 62 vs. Maryland/Sept. 21, 2012

**Team Gained 500 Yards Total Offense:** 624 vs. Eastern Kentucky/Sept. 12, 2020

**Team Gained 600 Yards Total Offense:** 624 vs. Eastern Kentucky/Sept. 12, 2020

**Team Gained 700 Yards Total Offense:** 704 vs. Oklahoma/Nov. 23, 2018

**Team Gained 800 Yards Total Offense:** 807 vs. Baylor/Sept. 29, 2012

**Team Gained 400 Yards Total Offense in the First Half:** 435 vs. Baylor/Oct. 25, 2018

**Team Gained 400 Yards Total Offense in the Second Half:** 523 vs. Oklahoma /Nov. 17, 2012

**Team Failed To Gain 200 Yards Total Offense:** 190 vs. Iowa State/Oct. 12, 2019

**Drive of 99 Yards:** 99 yards on 10 plays in first quarter against Youngstown State /Sept. 8, 2018

**Team Failed To Get A First Down:** no instance yet found

**Team Failed To Get A Rushing First Down:** vs. Texas Western/Nov. 25, 1950

**Team Failed To Get A Passing First Down:** vs. South Carolina/Dec. 30, 1969

**Team Failed To Get a Third Down Conversion:** vs. Syracuse (0/10)/Dec. 29, 2012

**Team Had Six Turnovers:** two interceptions, four fumbles vs. Maryland/Sept. 21, 2013

**Team Had Five Turnovers:** four interceptions, one fumble vs. Oklahoma State /Oct. 28, 2017

**Successful Fake Punt:** 7-yard pass by Josh Growden to Dante Bonamico at Oklahoma/Oct. 19, 2019

**Scored 70+ Points:** 70 vs. Baylor/Sept. 29, 2012

**Scored 60+ Points:** 70 vs. Baylor/Sept. 29, 2012

**Scored 50+ Points:** 56 vs. Eastern Kentucky/Sept. 12, 2020

**Scored 40+ Points:** 56 vs. Eastern Kentucky/Sept. 12, 2020

**Scored 30+ Points:** 56 vs. Eastern Kentucky/Sept. 12, 2020

**Scored 40+ Points in a Half:** 42 in the 1st half vs. Eastern Kentucky/Sept. 12, 2020

**Scored 30+ Points in a Half:** 31 in the 1st half at Oklahoma State/Nov. 17, 2018

**Scored 0 Points in a Half:** 0 in the 2nd half vs. Iowa State/Oct. 12, 2019

**Scored 0 Points in a Half at Home:** 0 in the 2nd half vs. Iowa State/Oct. 12, 2019

**Scored 30+ Points in a Quarter:** 31 in the 2nd quarter vs. Baylor/Oct. 25, 2018

**Shutout Recorded:** 49-0 at Kansas/Nov. 21, 2015

**Forced Four Turnovers in a Game:** four (two interceptions, two fumbles) at Oklahoma State/Nov. 17, 2018

**Forced Five Turnovers in a Game:** five vs. Texas/Nov. 14, 2015

**Forced Six Turnovers in a Game:** six vs. Maryland/Sept. 26, 2015

**Forced Eight Turnovers in a Game:** eight vs. Rutgers/Nov. 3, 2001

GRAESON MALASHEVICH



TYLER SUMPTER



## THE LAST TIME ...

**Safety Scored:** Dante Stills sacked Mike Collins of TCU in the end zone/Nov. 10, 2018  
**Two Safeties Scored:** at Syracuse/Sept. 25, 2000  
**Played An Overtime Game:** L/26-33 (OT) vs. Oklahoma State/Oct. 10, 2015  
**Played Back-to-Back Overtime Games:** L 47-40 (1OT) vs. Texas/Nov. 9, 2013;  
 W 30-27 (1OT) at TCU/Nov. 2, 2013  
**Won Game Without An Offensive TD:** at Syracuse/Sept. 5, 2005  
**Won Game Without a Rushing TD:** at TCU/Nov. 29, 2019

### Versus West Virginia ...

**30 Rushing Attempts:** 36 by J.D. King of Oklahoma State/Oct. 28, 2017  
**100 Rushing Yards:** 103 by LD Brown and 101 by Chuba Hubbard of Oklahoma State/Sept. 26, 2020  
**200 Rushing Yards:** 291 by Khalil Herbert of Kansas/Sept. 23, 2017  
**75-Yard Run:** 75 by C.J. Brown of Maryland/Sept. 13, 2014  
**50-Yard Touchdown Run:** 66 by LD Brown of Oklahoma State/Sept. 26, 2020  
**50-Yard Non-Touchdown Run:** 66 by Kyler Murray and 58 by Rodney Anderson of Oklahoma/Nov. 25, 2017  
**3 Rushing Touchdowns:** 3 by Breece Hall of Iowa State/Oct. 12, 2019  
**4 Rushing Touchdowns:** 4 by Rodney Anderson of Oklahoma/Nov. 25, 2017  
**2 Players Rushing for 100 Yards:** 103 by LD Brown and 101 by Chuba Hubbard of Oklahoma State/Sept. 26, 2020  
**20 Pass Completions:** 22 by Dru Brown of Oklahoma State/Nov. 23, 2019  
**30 Pass Completions:** 30 by Taylor Cornelius of Oklahoma State/Nov. 17, 2018  
**50 Pass Attempts:** 51 by Drew Lock of Missouri/Sept. 3, 2016  
**40 Pass Attempts:** 48 by Matthew McKay of NC State/Sept. 14, 2019  
**30 Pass Attempts:** 36 by Max Duggan of TCU/Nov. 29, 2019  
**3 Touchdown Passes:** 3 by Jalen Hurts of Oklahoma/Oct. 19, 2019  
**4 Touchdown Passes:** 5 by Taylor Cornelius of Oklahoma State/Nov. 17, 2018  
**5 Touchdown Passes:** 5 by Taylor Cornelius of Oklahoma State/Nov. 17, 2018  
**300 Yards Passing:** 354 by Jett Duffey of Texas Tech/Nov. 9, 2019  
**400 Yards Passing:** 418 by Mike Bercovici of Arizona State/Jan. 2, 2016  
**500 Yards Passing:** 554 by Landry Jones of Oklahoma/Nov. 17, 2012  
**100 Yards Rushing & 300 Yards Passing:** by Kyler Murray (114/364) of Oklahoma/Nov. 23, 2018  
**100 Yards Rushing & 200 Yards Passing:** by Kyler Murray (114/364) of Oklahoma/Nov. 23, 2018  
**100 Yards Rushing & 100 Yards Passing:** by Kyler Murray (114/364) of Oklahoma/Nov. 23, 2018  
**300 Yards Total Offense:** 318 by Skylar Thompson of Kansas State/Nov. 16, 2019  
**400 Yards Total Offense:** 478 by Kyler Murray of Oklahoma/Nov. 23, 2018  
**500 Yards Total Offense:** 540 by Seth Russell of Baylor/Oct. 17, 2015  
**10 Receptions:** 10 by Emeke Emezie of NC State/Sept. 14, 2019  
**2 Touchdown Receptions:** 2 by Andrew Parchment of Kansas/Sept. 21, 2019  
**3 Touchdown Receptions:** 3 by Corey Coleman of Baylor/Oct. 17, 2015  
**4 Touchdown Receptions:** 4 by Kenny Stills of Oklahoma/Nov. 17, 2012  
**100 Yards Receiving:** 106 by Dalton Rigdon of Texas Tech/Nov. 9, 2019  
**150 Yards Receiving:** 243 by Marquise Brown of Oklahoma/Nov. 23, 2018  
**200 Yards Receiving:** 243 by Marquise Brown of Oklahoma/Nov. 23, 2018  
**Double 100-Yard Receivers:** 143 by Lil'Jordan Humphrey and 100 by Devin Duvernay of Texas/Nov. 3, 2018  
**50-Yard Touchdown Reception:** 68 by Dalton Schoen of Kansas State/Nov. 16, 2019  
**75-Yard Touchdown Reception:** 68 by Dalton Schoen of Kansas State/Nov. 16, 2019  
**50-Yard Reception (no touchdown):** 65 by Marquise Brown of Oklahoma/Nov. 23, 2018  
**Rushing and Receiving Touchdown:** 1 rushing & 1 receiving by Tre Watson of Texas/Nov. 3, 2018  
**Passing and Receiving Touchdown:** by Kenny Hill of TCU/Oct. 7, 2017  
**Passing and Rushing Touchdown:** 3 passing and 2 rushing by Jalen Hurts of Oklahoma/Oct. 19, 2019  
**Passing, Receiving and Rushing Touchdown:** by Kenny Hill of TCU/Oct. 7, 2017  
**Kickoff Return For Touchdown:** 97 yards by Kene Nwangwu of Iowa State/Nov. 26, 2016  
**Opening Kickoff Return for Touchdown:** 100 yards by Mardy Gilyard of Cincinnati/Nov. 8, 2008  
**Recovered an Onside Kick:** Jay Sedwick kicked the ball 16 yards, recovered by Chance Waz of Baylor/Oct. 21, 2017

GARRETT GREENE



JOSH CHANDLER-SEMEDO





## THE LAST TIME ...

- Punt Return For Touchdown:** 70 yards by Jalen Reagor of TCU/Nov. 29, 2019
- 2 Players Return Punts For Touchdown:** by DeJuan Tribble (41) and Will Blackmon (71) of Boston College/Nov. 13, 2004
- Punt Blocked:** blocked by Logan Carter of Oklahoma State/Nov. 17, 2018
- Punt Blocked/Recovered in End Zone For Touchdown:** blocked by Brayden Willis and recovered in end zone by Austin Stogner of Oklahoma/Oct. 19, 2019
- Punt Blocked/Returned For Touchdown:** blocked by Marcus Gildersleeve and returned 17 yards by Ricky Hall of Virginia Tech/Oct. 31, 1998
- Interception Return For Touchdown:** 80 yards by Jordan Evans of Oklahoma /Nov. 19, 2016
- 50-Yard Field Goal:** 51 by Drake Thomas of NC State/Sept. 14, 2019
- Field Goal Blocked:** by Bravvion Roy of Baylor/Oct. 31, 2019
- Blocked Field Goal Returned For Touchdown:** 82 yards by Andrew Johnson of Louisville/Nov. 5, 2011
- Intercepted Fumble Returned For Touchdown:** 75 yards by Tim Quense of Pitt /Oct. 1, 1983
- Fumble Recovered/Returned For Touchdown:** 56 yards by Tyren Irby of Oklahoma State /Sept. 26, 2020
- Two-Point Conversion By Rush:** by Davin Meggett of Maryland/Sept. 17, 2011
- Two-Point Conversion By Pass:** by Matthew Eaton from Brock Purdy of Iowa State /Oct. 13, 2018
- Defensive Extra Point:** Tim White of Arizona State returned a blocked extra point 98 yards for a two-point conversion/Jan. 2, 2016
- Extra Point Blocked:** by Ishmael Murphy-Richardson of Arizona State/Jan. 2, 2016
- Punt Blocked For Safety:** by Chris Nofoaiga of Idaho/Oct. 7, 2000
- Team Gained 400 Yards Rushing:** 468 by Baylor/Oct. 4, 2013
- Team Gained 300 Yards Rushing:** 304 by Oklahoma/Nov. 23, 2018
- Team Gained 200 Yards Rushing:** 203 by Oklahoma State/Sept. 26, 2020
- Team Failed To Gain 100 Yards Rushing:** 75 by Eastern Kentucky/Sept. 12, 2020
- Team Finished With Negative Rushing Yards:** Minus-7 by TCU/Nov. 3, 2018
- Team Gained 300 Yards Passing:** 354 by Texas Tech/Nov. 9, 2019
- Team Gained 400 Yards Passing:** 418 by Arizona State/Jan. 2, 2016
- Team Failed To Gain 100 Yards Passing:** 29 by Georgia Southern/Sept. 5, 2015
- Team Failed To Gain 50 Yards Passing:** 29 by Georgia Southern/Sept. 5, 2015
- Team Gained 500 Yards Total Offense:** 560 by Oklahoma/Oct. 19, 2019
- Team Gained 600 Yards Total Offense:** 668 by Oklahoma/Nov. 23, 2018
- Team Gained 700 Yards Total Offense:** 872 by Baylor/Oct. 5, 2013
- Team Gained 800 Yards Total Offense:** 872 by Baylor/Oct. 5, 2013
- Team Failed To Gain 250 Yards Total Offense:** 206 by Eastern Kentucky/Sept. 12, 2020
- Team Failed To Gain 200 Yards Total Offense:** 176 by Kansas/Oct. 4, 2014
- Team Failed To Gain 100 Yards Total Offense:** 90 by Rutgers/Oct. 12, 2002
- Team Finished with 35 or more First Downs:** 35 by Oklahoma State/Nov. 17, 2018
- Team Finished with 30 or more First Downs:** 35 by Oklahoma State/Nov. 17, 2018
- Team Failed To Get A First Down:** no instance yet found
- Team Failed To Get A Rushing First Down:** by Western Michigan/Sept. 7, 1996
- Team Failed To Get A Passing First Down:** by Pitt/Oct. 10, 1981
- Successful Fake Punt:** by NC State/Sept. 14, 2019
- Team Scored 70+ Points:** 73 by Baylor/Oct. 5, 2013
- Team Scored 60+ Points:** 62 by Baylor/Oct. 17, 2015
- Team Scored 50+ Points:** 52 by Oklahoma/Oct. 19, 2019
- Team Scored 40+ Points:** 52 by Oklahoma/Oct. 19, 2019
- Team Scored 30+ Points:** 38 by Texas Tech/Nov. 9, 2019
- Shutout Recorded:** 37-0 by Maryland/Sept. 21, 2013
- Safety Scored:** When WVU's Yodny Cajuste was called for holding in the end zone at Iowa State/Oct. 13, 2018
- Two Safeties Scored:** When WVU's Geno Smith was tackled in the end zone by Syracuse's Cameron Lynch and Siriki Diabate, and when Smith was called for intentional grounding when he was being tackled by Brandon Sharpe/Dec. 29, 2012

DARIUS STILLIS



SAM BROWN





## 2020 MOUNTAINEER 20-YARD PLAYS

### Offense

70/TD ..... **Wright pass from Doege (OSU)**  
 41..... Simmons pass from Doege (OSU)  
 38..... L. Brown rush (EKU)  
 36..... L. Brown rush (EKU)  
 32/TD ..... **James pass from Doege (EKU)**  
 30..... Malashevich pass from Kendall (EKU)  
 28..... Sinkfield rush (EKU)  
 26..... Ford-Wheaton pass from Doege (EKU)  
 24..... Wright 24 pass from Doege (EKU)  
 22..... S. Brown pass from Doege (EKU)  
 20..... Ford-Wheaton pass from Doege (EKU)

### Defense

22..... Fields interception return (OSU)

### Special Teams

30/FG ..... **Staley field goal (OSU)**  
 26/FG ..... **Staley field goal (OSU)**  
 25..... Wright kickoff return (EKU)  
 20..... Wright kickoff return (EKU)  
 20..... Wright kickoff return (OSU)

## 2020 MOUNTAINEER OPPONENTS' 20-YARD PLAYS

### Offense

66/TD ..... **Brown rush (OSU)**  
 47..... Jones pass from McKinney (EKU)  
 32..... Wallace pass from Illingworth (OSU)  
 28/TD ..... **Dixon pass from McKinney (EKU)**  
 23..... Sloan pass from McKinney (EKU)  
 23/TD ..... **Hubbard rush (OSU)**  
 21..... Booth rush (EKU)

### Defense

56/TD ..... **Irby fumble return (OSU)**

### Special Teams


44/FG ..... **Hale field goal (OSU)**  
 40/FG ..... **Hale field goal (OSU)**  
 32/FG ..... **Woznick field goal (EKU)**  
 24..... Ross kickoff return (EKU)  
 21..... Pringle kickoff return (EKU)  
 20..... Johnson kickoff return (OSU)

## 2020 WEST VIRGINIA SCORING DRIVES

Opponent	Plays	Yds	Time	Result
EKU	4	82	1:32	L. Brown 10 rush
EKU	11	80	5:06	L. Brown 15 pass from Doege
EKU	4	48	1:47	James 32 pass from Doege
EKU	6	75	2:21	Sinkfield rush
EKU	4	58	1:06	L. Brown 8 rush
EKU	7	42	1:11	Ford-Wheaton 8 pass from Doege
EKU	13	75	4:09	Sinkfield 17 rush
EKU	16	96	7:18	Mathis 3 rush
OSU	3	75	1:14	Wright 70 pass from Doege
OSU	6	33	2:12	Staley 26 FG
OSU	11	57	4:40	Staley 30 FG

## 2020 WEST VIRGINIA OPPONENTS' SCORING DRIVES

Opponent	Plays	Yds	Time	Result
EKU	5	75	2:10	Dixon 28 pass from McKinney
EKU	7	60	2:44	Woxnick 32 FG
OSU	3	76	1:04	Brown 55 rush
OSU	0	56	0:00	Irby 56 fumble return
OSU	7	48	2:22	Hale 40 FG
OSU	8	40	3:38	Hale 44 FG
OSU	15	80	7:39	Hubbard 23 rush



**RB, 5-11, 210, Jr.**  
**Neumann-Goretti**  
**Philadelphia, Pa.**

**4 LEDDIE BROWN**

- Has played in 23 career games, including five starts
- Has registered four career 100-yard games, including two in 2020
- Ranks No. 2 in the Big 12 and No. 8 in the country in rush yards per game (113.5)
- Sits No. 4 in the Big 12 and No. 30 nationally in all-purpose yards (125.5)
- Also ranks No. 4 in the conference and No. 18 nationally in rush yards per carry (6.31)
- His three touchdowns also rank No. 18 in the NCAA
- Carried the ball a career-high 26 times for 104 yards at Oklahoma State, marking his second straight 100-yard performance to start the year
- Offensive Player of the Week: Eastern Kentucky
- Found the end zone three times against ECU, two on the ground and one through the air
- Finished with a career-high 123 yards on 10 carries, including a long of 38

**2020 Game-By-Game**


Opponent	Att.	Yds	Avg.	TDs	Long	Rec	Yds	TDs
EKU	10	123	12.3	2	38	1	15	1
Oklahoma St.	26	104	4.0	0	19	2	9	0
Baylor								
Kansas								
Texas Tech								
Kansas St.								
Texas								
TCU								
Oklahoma								
Iowa St.								
<b>Totals</b>	<b>36</b>	<b>227</b>	<b>6.3</b>	<b>2</b>	<b>38</b>	<b>3</b>	<b>24</b>	<b>1</b>

**Brown's Rushing Statistics**

Year	Games	Att.	Yards	Avg.	TD	Long
2020	2	36	227	6.3	2	38
2019	10	107	367	3.4	1	30
2018	11	91	446	4.9	4	47
<b>Totals</b>	<b>23</b>	<b>234</b>	<b>1,040</b>	<b>4.4</b>	<b>7</b>	<b>47</b>

**Brown's Receiving Statistics**

Year	Games	No.	Yards	Avg.	TD	Long
2020	2	3	24	8.0	1	15
2019	10	17	145	8.5	1	21
2018	11	2	40	20.0	1	25
<b>Totals</b>	<b>23</b>	<b>22</b>	<b>209</b>	<b>9.5</b>	<b>3</b>	<b>25</b>



**WR, 6-2, 197, Fr.**  
**New Hampstead**  
**Savannah, Ga.**

**17 SAM BROWN**


- Made his collegiate debut against Eastern Kentucky, earning the start and finishing with four catches for 43 yards

**2020 Game-By-Game**

Opponent	No.	Yards	Avg.	TDs	Long
EKU	4	43	10.8	0	22
Oklahoma St.			DNP		
Baylor					
Kansas					
Texas Tech					
Kansas St.					
Texas					
TCU					
Oklahoma					
Iowa St.					
<b>Totals</b>	<b>4</b>	<b>43</b>	<b>10.8</b>	<b>0</b>	<b>22</b>

**Brown's Receiving Statistics**

Year	Games	No.	Yards	Avg.	TD	Long
2020	1	4	43	10.8	0	22



**QB, 6-2, 208, r-Jr.**  
**Bowling Green**  
**Lubbock, Texas**

**2 JARRET DOEGE**

- Has played in six games at WVU, five in a starting role
- Sits No. 4 in the Big 12 and No. 15 in the country in passing touchdowns (4)
- Ranks No. 4 in the Big 12 and No. 25 nationally in completions per game (19.5)
- Also ranks No. 19 nationally in passing yards per game (256.5) and No. 23 in passing efficiency (153.7)
- Completed 20-of-37 passes for 285 yards and a touchdown at Oklahoma State; recorded career-long 70 yarder
- Opened the season with three touchdowns on 19-of-25 passing against Eastern Kentucky
- Previously started 17 games at Bowling Green (2017-18)
- Wuerffel Trophy Watch List
- Earl Campbell-Tyler Rose Award Watch List

**2020 Game-By-Game**

Opponent	Comp.	Att.	Int.	Pct.	Yards	TDs	Long
EKU	19	25	0	.760	228	3	32
Oklahoma St.	20	37	0	.541	285	1	70
Baylor							
Kansas							
Texas Tech							
Kansas St.							
Texas							
TCU							
Oklahoma							
Iowa St.							
<b>Totals</b>	<b>39</b>	<b>62</b>	<b>0</b>	<b>.629</b>	<b>513</b>	<b>4</b>	<b>70</b>

**Doege's Passing Statistics**

Year	Games	C/A	Pct.	Yards	TD	Int.	Long
2020	2	39/62	.629	513	4	0	70
2019	4	79/120	.658	818	7	3	50
<b>Totals</b>	<b>6</b>	<b>118/182</b>	<b>.648</b>	<b>1,331</b>	<b>11</b>	<b>3</b>	<b>70</b>



WR, 6-0, 203, r-Jr.  
Eastern Arizona College  
Newark, Del.

**9** ISAIAH  
**ESDALE**

- Has played in 12 career games

**2020 Game-By-Game**

Opponent	No.	Yards	Avg.	TDs	Long
EKU			DNP		
Oklahoma St.	0	0	0.0	0	0
Baylor					
Kansas					
Texas Tech					
Kansas St.					
Texas					
TCU					
Oklahoma					
Iowa St.					
<b>Totals</b>	<b>0</b>	<b>0</b>	<b>0.0</b>	<b>0</b>	<b>0</b>

**Esdale's Receiving Statistics**

Year	Games	No.	Yards	Avg.	TD	Long
2020	1	0	0	0	0	0
2019	10	15	171	11.4	1	36
2018	1	0	0	0	0	0
<b>Totals</b>	<b>12</b>	<b>15</b>	<b>171</b>	<b>11.4</b>	<b>1</b>	<b>36</b>



WR, 6-3, 218, r-So.  
Holly Springs  
Fuquay-Varina, N.C.

**0** BRYCE  
**FORD-WHEATON**


- Has played in 14 career games, including four starts
- Earned the start against Eastern Kentucky, hauling in four catches for 67 yards and a touchdown
- First player in WVU history to wear No. 0

**2020 Game-By-Game**

Opponent	No.	Yards	Avg.	TDs	Long
EKU	4	67	16.8	1	26
Oklahoma St.	1	13	13.0	0	13
Baylor					
Kansas					
Texas Tech					
Kansas St.					
Texas					
TCU					
Oklahoma					
Iowa St.					
<b>Totals</b>	<b>5</b>	<b>80</b>	<b>16.0</b>	<b>1</b>	<b>26</b>

**Ford-Wheaton's Receiving Statistics**

Year	Games	No.	Yards	Avg.	TD	Long
2020	2	5	80	16.0	1	26
2019	11	12	201	16.8	2	50
2018	1	0	0	0	0	0
<b>Totals</b>	<b>14</b>	<b>17</b>	<b>281</b>	<b>16.5</b>	<b>3</b>	<b>50</b>



WR, 6-0, 184, r-So.  
Richmond Hill  
Richmond Hill, Ga.

**13** SAM  
**JAMES**

- Has played in 18 career games, including 13 starts
- Ranks No. 7 in the Big 12 in receptions per game (5.0)
- Caught four passes for 22 yards at Oklahoma State
- Opened the season with five catches for 72 yards against Eastern Kentucky; caught a 32-yard touchdown
- Team's returning leader in receptions (69) and receiving yards (677)
- Preseason All-Big 12 First Team (Phil Steele)
- Preseason All-Big 12 Second Team (Athlon)

**2020 Game-By-Game**

Opponent	No.	Yards	Avg.	TDs	Long
EKU	5	72	14.4	1	32
Oklahoma St.	4	22	5.5	0	14
Baylor					
Kansas					
Texas Tech					
Kansas St.					
Texas					
TCU					
Oklahoma					
Iowa St.					
<b>Totals</b>	<b>9</b>	<b>94</b>	<b>10.4</b>	<b>1</b>	<b>32</b>

**James' Receiving Statistics**

Year	Games	No.	Yards	Avg.	TD	Long
2020	2	9	94	10.4	1	32
2019	12	69	677	9.8	2	51
2018	4	2	2	1.0	0	4
<b>Totals</b>	<b>18</b>	<b>80</b>	<b>773</b>	<b>9.7</b>	<b>3</b>	<b>51</b>



WR, 6-1, 193, So.  
Highland Springs  
Richmond, Va.

**19** ALI  
**JENNINGS**


- Has played in 10 career games, including three starts

**2020 Game-By-Game**

Opponent	No.	Yards	Avg.	TDs	Long
EKU			DNP		
Oklahoma St.			DNP		
Baylor					
Kansas					
Texas Tech					
Kansas St.					
Texas					
TCU					
Oklahoma					
Iowa St.					
<b>Totals</b>					

**Jennings' Receiving Statistics**

Year	Games	No.	Yards	Avg.	TD	Long
2020						
2019	10	19	192	10.1	1	30
<b>Totals</b>	<b>10</b>	<b>19</b>	<b>192</b>	<b>10.1</b>	<b>1</b>	<b>30</b>



QB, 6-2, 221, r-Jr.  
Oklahoma  
Waxhaw, N.C.

**12** AUSTIN  
**KENDALL**


- Has played in 10 games at WVU, including nine starts
- Completed three passes on six attempts against Eastern Kentucky
- Previously played in eight career games at Oklahoma, including one start (2016-18)

**2020 Game-By-Game**

Opponent	Comp.	Att.	Int.	Pct.	Yards	TDs	Long
EKU	3	6	0	.500	43	0	30
Oklahoma St.				DNP			
Baylor							
Kansas							
Texas Tech							
Kansas St.							
Texas							
TCU							
Oklahoma							
Iowa St.							
<b>Totals</b>	<b>3</b>	<b>6</b>	<b>0</b>	<b>.500</b>	<b>43</b>	<b>0</b>	<b>30</b>

**Kendall's Passing Statistics**

Year	Games	C/A	Pct.	Yards	TD	Int.	Long
2020	1	3/6	.500	43	0	0	30
2019	9	187/304	.615	1,989	12	10	83
<b>Totals</b>	<b>90</b>	<b>190/310</b>	<b>.613</b>	<b>2,032</b>	<b>12</b>	<b>10</b>	<b>83</b>



RB, 5-11, 205, r-Fr.  
Cedartown  
Orlando, Fla.

**24** TONY  
**MATHIS JR.**

- Ran 18 times for 55 yards against Eastern Kentucky, including a 3-yard touchdown run

**2020 Game-By-Game**


Opponent	Att.	Yds	Avg.	TDs	Long	Rec	Yds	TDs
EKU	18	55	3.1	1	8	0	0	0
Oklahoma St.				DNP				
Baylor								
Kansas								
Texas Tech								
Kansas St.								
Texas								
TCU								
Oklahoma								
Iowa St.								
<b>Totals</b>	<b>18</b>	<b>55</b>	<b>3.1</b>	<b>1</b>	<b>8</b>	<b>0</b>	<b>0</b>	<b>0</b>

**Mathis' Rushing Statistics**

Year	Games	Att.	Yards	Avg.	TD	Long
2020	1	18	55	3.1	1	8
2019	4	4	14	3.5	0	8
<b>Totals</b>	<b>5</b>	<b>22</b>	<b>69</b>	<b>3.1</b>	<b>1</b>	<b>8</b>

**Mathis' Receiving Statistics**

Year	Games	No.	Yards	Avg.	TD	Long
2020	1	0	0	0	0	0
2019	4	3	16	5.3	1	9
<b>Totals</b>	<b>5</b>	<b>3</b>	<b>16</b>	<b>5.3</b>	<b>1</b>	<b>9</b>



TE, 6-5, 255, r-So.  
Fenwick  
Glen Ellyn, Ill.

**87** MIKE  
**O'LAUGHLIN**

- Has played in 13 games, including five starts

**2020 Game-By-Game**

Opponent	No.	Yards	Avg.	TDs	Long
EKU			DNP		
Oklahoma St.	0	0	0.0	0	0
Baylor					
Kansas					
Texas Tech					
Kansas St.					
Texas					
TCU					
Oklahoma					
Iowa St.					
<b>Totals</b>	<b>0</b>	<b>0</b>	<b>0.0</b>	<b>0</b>	<b>0</b>

**O'Laughlin's Receiving Statistics**

Year	Games	No.	Yards	Avg.	TD	Long
2020	1	0	0	0	0	0
2019	12	6	24	4.0	0	8
<b>Totals</b>	<b>13</b>	<b>6</b>	<b>24</b>	<b>4.0</b>	<b>0</b>	<b>8</b>



WR, 6-3, 194, Jr.  
Temple  
Brooklyn, N.Y.

**10** SEAN  
**RYAN**

- Has played in 10 career games, including six starts
- Previously played in 11 career games at Temple (2018)

**2020 Game-By-Game**

Opponent	No.	Yards	Avg.	TDs	Long
EKU	1	8	8.0	0	8
Oklahoma St.	1	5	5.0	0	5
Baylor					
Kansas					
Texas Tech					
Kansas St.					
Texas					
TCU					
Oklahoma					
Iowa St.					
<b>Totals</b>	<b>2</b>	<b>13</b>	<b>6.5</b>	<b>0</b>	<b>8</b>

**Ryan's Receiving Statistics**

Year	Games	No.	Yards	Avg.	TD	Long
2020	2	2	13	6.5	0	8
2019	8	19	219	11.5	0	39
<b>Totals</b>	<b>10</b>	<b>21</b>	<b>232</b>	<b>11.0</b>	<b>0</b>	<b>39</b>



WR, 6-2, 198, r-Sr.  
Alabama  
Birmingham, Ala.

**1** T.J.  
**SIMMONS**

- Has played in 23 career games, including 15 starts
- Has one career 100-yard receiving performance
- Made his season debut at Oklahoma State, catching four passes for 82 yards
- Preseason All-Big 12 Second Team (Phil Steele)
- Previously played one season at Alabama in 2016

**2020 Game-By-Game**

Opponent	No.	Yards	Avg.	TDs	Long
EKU			DNP		
Oklahoma St.	4	82	20.5	0	41
Baylor					
Kansas					
Texas Tech					
Kansas St.					
Texas					
TCU					
Oklahoma					
Iowa St.					
<b>Totals</b>	<b>4</b>	<b>82</b>	<b>20.5</b>	<b>0</b>	<b>41</b>

**Simmons' Receiving Statistics**

Year	Games	No.	Yards	Avg.	TD	Long
2020	1	4	82	20.5	0	41
2019	10	35	455	13.0	4	44
2018	12	28	341	12.2	1	59
<b>Totals</b>	<b>23</b>	<b>67</b>	<b>878</b>	<b>13.1</b>	<b>5</b>	<b>59</b>



RB, 5-9, 193, r-Jr.  
American Heritage  
Boynnton Beach, Fla.

**20** ALEC  
**SINKFIELD**

- Has played in 19 career games, including two starts
- Ranks No. 5 in the Big 12 and No. 19 in the nation in rush yards per carry (6.1)
- Sits No. 8 in the Big 12 in rushing yards (134) and No. 10 in total touchdowns (2)
- Ran seven times for 11 yards and hauled in an 18-yard catch at Oklahoma State
- Career day against Eastern Kentucky included 15 carries for 123 yards and two scores; finished with touchdown runs of 17 and 8 yards

**2020 Game-By-Game**

Opponent	Att.	Yds	Avg.	TDs	Long	Rec	Yds	TDs
EKU	15	123	8.2	2	28	1	-5	0
Oklahoma St.	7	11	1.6	0	15	1	18	0
Baylor								
Kansas								
Texas Tech								
Kansas St.								
Texas								
TCU								
Oklahoma								
Iowa St.								
<b>Totals</b>	<b>22</b>	<b>134</b>	<b>6.1</b>	<b>2</b>	<b>28</b>	<b>2</b>	<b>13</b>	<b>0</b>

**Sinkfield's Rushing Statistics**

Year	Games	Att.	Yards	Avg.	TD	Long
2020	2	22	134	6.1	2	28
2019	12	17	41	2.4	0	6
2018	5	19	68	3.6	1	9
<b>Totals</b>	<b>19</b>	<b>58</b>	<b>243</b>	<b>4.2</b>	<b>3</b>	<b>28</b>

**Sinkfield's Receiving Statistics**

Year	Games	No.	Yards	Avg.	TD	Long
2020	2	2	13	6.5	0	18
2019	12	5	18	3.6	0	12
2018	5	4	44	11.0	0	31
<b>Totals</b>	<b>19</b>	<b>11</b>	<b>75</b>	<b>6.8</b>	<b>0</b>	<b>31</b>



WR, 5-10, 186, Fr.  
Boyle County  
Danville, Ky.

**15** REESE  
**SMITH**


- Began his collegiate career with four catches for 32 yards against Eastern Kentucky

**2020 Game-By-Game**

Opponent	No.	Yards	Avg.	TDs	Long
EKU	4	32	8.0	0	11
Oklahoma St.	1	9	9.0	0	9
Baylor					
Kansas					
Texas Tech					
Kansas St.					
Texas					
TCU					
Oklahoma					
Iowa St.					
<b>Totals</b>	<b>5</b>	<b>41</b>	<b>8.2</b>	<b>0</b>	<b>11</b>

**Smith's Receiving Statistics**

Year	Games	No.	Yards	Avg.	TD	Long
2020	2	5	41	8.2	0	11



WR, 5-10, 180, So.  
Memorial Day School  
Savannah, Ga.

**16** WINSTON  
**WRIGHT JR.**

- Has played in 12 career games, including three starts
- Ranks No. 7 in the Big 12 in yards per reception (17.5) and No. 8 in receiving yards (158)
- Registered first career 100-yard receiving day at Oklahoma State, totaling six catches for 127 yards and a touchdown
- Hauled in a career-long 70-yard score against the Cowboys
- Tallied three catches for 31 yards against Eastern Kentucky

**2020 Game-By-Game**

Opponent	No.	Yards	Avg.	TDs	Long
EKU	3	31	10.3	0	24
Oklahoma St.	6	127	21.2	1	70
Baylor					
Kansas					
Texas Tech					
Kansas St.					
Texas					
TCU					
Oklahoma					
Iowa St.					
<b>Totals</b>	<b>9</b>	<b>158</b>	<b>17.6</b>	<b>1</b>	<b>70</b>

**Wright Jr.'s Receiving Statistics**

Year	Games	No.	Yards	Avg.	TD	Long
2020	2	9	158	17.6	1	70
2019	10	19	97	5.1	0	16
<b>Totals</b>	<b>12</b>	<b>28</b>	<b>255</b>	<b>9.1</b>	<b>1</b>	<b>70</b>





S, 5-11, 189, r-Sr.  
New Hampshire  
Pickering, Ontario

**4** ALONZO  
**ADDAE**


- Sits No. 8 in the Big 12 in tackles (8.0)
- Totaled nine tackles and shared a TFL at Oklahoma State
- Began his WVU career with seven tackles (three solos) and an interception against Eastern Kentucky
- His diving INT grab vs. ECU was featured on ESPN SportsCenter's Top 10 Plays
- Special Teams Player of the Week: Eastern Kentucky
- Previously played in 24 career games at New Hampshire (2016-18)

**2020 Game-By-Game**

Opponent	UT/AT/TT	TFL	Sacks	FF	FR	Int	PBU
EKU	3/4/7	0	0	0	0	1/0	1
Oklahoma St.	6/3/9	0.5/1	0	0	0	0	0
Baylor							
Kansas							
Texas Tech							
Kansas St.							
Texas							
TCU							
Oklahoma							
Iowa State							
<b>Totals</b>	<b>9/7/16</b>	<b>0.5/1</b>	<b>0</b>	<b>0</b>	<b>0</b>	<b>1/0</b>	<b>1</b>

**Addae's Defensive Statistics**

Year	GP	T/A/TT	TFL	Sacks	INT	PB	FF	FR
2020	2	9/7/16	0.5/1	0	1/0	1	0	0



Bandit, 6-2, 232, r-Fr.  
Collins Hill  
Miami, Fla.

**50** JARED  
**BARTLETT**


- Has played in six career games
- Finished with a pair of tackles, including a TFL and forced fumble at Oklahoma State
- Totaled four tackles against Eastern Kentucky, including one sack and two TFLs

**2020 Game-By-Game**

Opponent	UT/AT/TT	TFL	Sacks	FF	FR	Int	PBU
EKU	4/0/4	2/8	1/3	0	0	0	0
Oklahoma St.	1/1/2	1/2	0	1	0	0	0
Baylor							
Kansas							
Texas Tech							
Kansas St.							
Texas							
TCU							
Oklahoma							
Iowa State							
<b>Totals</b>	<b>5/1/6</b>	<b>3/10</b>	<b>1/3</b>	<b>1</b>	<b>0</b>	<b>0</b>	<b>0</b>

**Bartlett's Defensive Statistics**

Year	GP	T/A/TT	TFL	Sacks	INT	PB	FF	FR
2020	2	5/1/6	3/10	1/3	0	0	1	0
2019	4	5/4/9	0	0	0	0	0	0
<b>Totals</b>	<b>6</b>	<b>10/5/15</b>	<b>3/10</b>	<b>1/3</b>	<b>0</b>	<b>0</b>	<b>1</b>	<b>0</b>



Spear, 5-8, 185, r-Sr.  
Bridgeport  
Bridgeport, W.Va.

**39** DANTE  
**BONAMICO**


- Has played in 32 career games
- Tallied two solo tackles against ECU

**2020 Game-By-Game**

Opponent	UT/AT/TT	TFL	Sacks	FF	FR	Int	PBU
EKU	2/0/2	0	0	0	0	0	0
Oklahoma St.	0/0/0	0	0	0	0	0	0
Baylor							
Kansas							
Texas Tech							
Kansas St.							
Texas							
TCU							
Oklahoma							
Iowa State							
<b>Totals</b>	<b>2/0/2</b>	<b>0</b>	<b>0</b>	<b>0</b>	<b>0</b>	<b>0</b>	<b>0</b>

**Bonamico's Defensive Statistics**

Year	GP	T/A/TT	TFL	Sacks	INT	PB	FF	FR
2020	2	2/0/2	0	0	0	0	0	0
2019	12	7/4/11	0	0	0	0	0	0
2018	12	8/2/10	0	0	0	0	0	1
2017	6	1/1/2	1/13	0	0	0	1	0
<b>Totals</b>	<b>32</b>	<b>18/7/25</b>	<b>1/13</b>	<b>0</b>	<b>0</b>	<b>0</b>	<b>1</b>	<b>1</b>



LB, 5-11, 220, Jr.  
Canton McKinley  
Canton, Ohio

**7** JOSH  
**CHANDLER-SEMEDO**

- Has played in 24 career games, including 11 starts
- Tallied five tackles at Oklahoma State
- Began season with three tackles against Eastern Kentucky
- Preseason All-Big 12 Third Team (Phil Steele)

**2020 Game-By-Game**

Opponent	UT/AT/TT	TFL	Sacks	FF	FR	Int	PBU
EKU	2/1/3	0	0	0	0	0	0
Oklahoma St.	2/3/5	0	0	0	0	0	0
Baylor							
Kansas							
Texas Tech							
Kansas St.							
Texas							
TCU							
Oklahoma							
Iowa State							
<b>Totals</b>	<b>4/4/8</b>	<b>0</b>	<b>0</b>	<b>0</b>	<b>0</b>	<b>0</b>	<b>0</b>

**Chandler-Semedo's Defensive Statistics**

Year	GP	T/A/TT	TFL	Sacks	INT	PB	FF	FR
2020	2	4/4/8	0	0	0	0	0	0
2019	10	40/32/72	3.5/10	0	0	2	0	1
2018	12	9/5/14	0.5/1	0	0	0	0	1
<b>Totals</b>	<b>24</b>	<b>53/41/94</b>	<b>4/11</b>	<b>0</b>	<b>0</b>	<b>2</b>	<b>0</b>	<b>2</b>



Bandit, 6-4, 240, r-Jr.  
Alabama  
Palm Beach Gardens, Fla.

**8** VANDARIUS  
**COWAN**


- Has played in four career games at WVU, including two starts
- Ranks No. 5 in the Big 12 and No. 24 in the nation in sacks (1.0)
- Also ranks No. 5 in the conference in TFLs (1.8)
- Recorded second sack of the season at Oklahoma State; finished with 1.5 TFLs on the day
- Registered four tackles against Eastern Kentucky, including one sack and two TFLs
- Previously played seven career games at Alabama (2017)

**2020 Game-By-Game**

Opponent	UT/AT/TT	TFL	Sacks	FF	FR	Int	PBU
EKU	2/2/4	2/9	1/6	1	0	0	0
Oklahoma St.	1/1/2	1.5/5	1/4	0	0	0	0
Baylor							
Kansas							
Texas Tech							
Kansas St.							
Texas							
TCU							
Oklahoma							
Iowa State							
<b>Totals</b>	<b>3/3/6</b>	<b>3.5/14</b>	<b>2/10</b>	<b>1</b>	<b>0</b>	<b>0</b>	<b>0</b>

**Cowan's Defensive Statistics**

Year	GP	T/A/TT	TFL	Sacks	INT	PB	FF	FR
2020	2	3/3/6	3.5/14	2/10	0	0	0	0
2019	2	3/3/6	1/5	1/5	0	0	0	0
<b>Totals</b>	<b>4</b>	<b>6/6/12</b>	<b>4.5/19</b>	<b>3/15</b>	<b>0</b>	<b>0</b>	<b>0</b>	<b>0</b>



Spear, 6-0, 192, Fr.  
Bristol Academy of Sports  
Amsterdam, Netherlands

**24** JAIRO  
**FAVERUS**

- Made two tackles in his Mountaineer debut against Eastern Kentucky

**2020 Game-By-Game**

Opponent	UT/AT/TT	TFL	Sacks	FF	FR	Int	PBU
EKU	1/1/2	0	0	0	0	0	0
Oklahoma St.			DNP				
Baylor							
Kansas							
Texas Tech							
Kansas St.							
Texas							
TCU							
Oklahoma							
Iowa State							
<b>Totals</b>	<b>1/1/2</b>	<b>0</b>	<b>0</b>	<b>0</b>	<b>0</b>	<b>0</b>	<b>0</b>

**Faverus' Defensive Statistics**

Year	GP	T/A/TT	TFL	Sacks	INT	PB	FF	FR
2020	1	1/1/2	0	0	0	0	0	0



LB, 6-1, 220, Sr.  
Arizona  
Las Vegas, Nev.

**1** TONY  
**FIELDS II**


- Sits No. 2 in the Big 12 and No. 31 nationally in total tackles (9.5)
- Registered nine tackles and recorded his first WVU interception at Oklahoma State
- Defensive Player of the Week: Eastern Kentucky
- Totaled 10 tackles in his West Virginia debut against EKU
- Enrolled at WVU as a graduate transfer in summer 2020
- Previously started 37 games at Arizona (2017-19)

**2020 Game-By-Game**

Opponent	UT/AT/TT	TFL	Sacks	FF	FR	Int	PBU
EKU	4/6/10	0	0	0	0	0	0
Oklahoma St.	2/7/9	0	0	0	0	1/22	0
Baylor							
Kansas							
Texas Tech							
Kansas St.							
Texas							
TCU							
Oklahoma							
Iowa State							
<b>Totals</b>	<b>6/13/19</b>	<b>0</b>	<b>0</b>	<b>0</b>	<b>0</b>	<b>1/22</b>	<b>0</b>

**Fields II's Defensive Statistics**

Year	GP	T/A/TT	TFL	Sacks	INT	PB	FF	FR
2020	2	6/13/19	0	0	1/22	0	0	0



CB, 6-0, 191, So.  
Central Gwinnett  
Roswell, Ga.

**11** NICK TROY  
**FORTUNE**

- Has played in 13 career games, including four starts
- Finished with a pair of tackles and a pass breakup at Oklahoma State

**2020 Game-By-Game**

Opponent	UT/AT/TT	TFL	Sacks	FF	FR	Int	PBU
EKU	1/0/1	0	0	0	0	0	0
Oklahoma St.	2/0/2	0	0	0	0	0	1
Baylor							
Kansas							
Texas Tech							
Kansas St.							
Texas							
TCU							
Oklahoma							
Iowa State							
<b>Totals</b>	<b>3/0/3</b>	<b>0</b>	<b>0</b>	<b>0</b>	<b>0</b>	<b>0</b>	<b>1</b>

**Fortune's Defensive Statistics**

Year	GP	T/A/TT	TFL	Sacks	INT	PB	FF	FR
2020	2	3/0/3	0	0	0	1	0	0
2019	11	13/4/17	1/9	0	0	2	0	0
<b>Totals</b>	<b>13</b>	<b>16/4/20</b>	<b>1/9</b>	<b>0</b>	<b>0</b>	<b>3</b>	<b>0</b>	<b>0</b>



S, 5-11, 204, Jr.  
Cerritos College  
Whittier, Calif.

**2** NOAH  
**GUZMAN**

- Has played in 11 career games, including one start
- One of four returners who registered 10 or more tackles in a game last season (12 at Baylor)
- Totaled three tackles at Oklahoma State

**2020 Game-By-Game**

Opponent	UT/AT/TT	TFL	Sacks	FF	FR	Int	PBU
EKU	0/0/0	0	0	0	0	0	0
Oklahoma St.	2/1/3	0	0	0	0	0	0
Baylor							
Kansas							
Texas Tech							
Kansas St.							
Texas							
TCU							
Oklahoma							
Iowa State							
<b>Totals</b>	<b>2/1/3</b>	<b>0</b>	<b>0</b>	<b>0</b>	<b>0</b>	<b>0</b>	<b>0</b>

**Guzman's Defensive Statistics**

Year	GP	T/A/TT	TFL	Sacks	INT	PB	FF	FR
2020	2	2/1/3	0	0	0	0	0	0
2019	9	14/10/24	0.5/1	0	0	1	0	1
<b>Totals</b>	<b>11</b>	<b>16/11/27</b>	<b>0.5/1</b>	<b>0</b>	<b>0</b>	<b>1</b>	<b>0</b>	<b>1</b>



DL, 6-2, 312, So.  
Navarre  
Navarre, Fla.

**95** JORDAN  
**JEFFERSON**


- Has played in 12 career games, including one start

**2020 Game-By-Game**

Opponent	UT/AT/TT	TFL	Sacks	FF	FR	Int	PBU
EKU	0/0/0	0	0	0	0	0	0
Oklahoma St.		DNP					
Baylor							
Kansas							
Texas Tech							
Kansas St.							
Texas							
TCU							
Oklahoma							
Iowa State							
<b>Totals</b>	<b>0/0/0</b>	<b>0</b>	<b>0</b>	<b>0</b>	<b>0</b>	<b>0</b>	<b>0</b>

**Jefferson's Defensive Statistics**

Year	GP	T/A/TT	TFL	Sacks	INT	PB	FF	FR
2020	1	0/0/0	0	0	0	0	0	0
2019	11	3/2/5	1/1	0	0	1	0	0
<b>Totals</b>	<b>12</b>	<b>3/2/5</b>	<b>1/1</b>	<b>0</b>	<b>0</b>	<b>1</b>	<b>0</b>	<b>0</b>



LB, 6-0, 212, r-Jr.  
Greater Johnstown Area  
Johnstown, Pa.

**6** EXREE  
**LOE**


- Has played in 25 career games, including three starts
- Finished with three tackles, including a TFL and forced fumble, at Oklahoma State
- One of five returners who recorded 40 or more tackles last season

**2020 Game-By-Game**

Opponent	UT/AT/TT	TFL	Sacks	FF	FR	Int	PBU
EKU	1/1/2	0	0	0	0	0	0
Oklahoma St.	2/1/3	1/2	0	1	0	0	0
Baylor							
Kansas							
Texas Tech							
Kansas St.							
Texas							
TCU							
Oklahoma							
Iowa State							
<b>Totals</b>	<b>3/2/5</b>	<b>1/2</b>	<b>0</b>	<b>1</b>	<b>0</b>	<b>0</b>	<b>0</b>

**Loe's Defensive Statistics**

Year	GP	T/A/TT	TFL	Sacks	INT	PB	FF	FR
2020	2	3/2/5	1/2	0	0	0	1	0
2019	12	25/15/40	3.5/4	0	0	2	0	1
2018	11	5/3/8	3/11	1/6	0	0	1	2
<b>Totals</b>	<b>25</b>	<b>33/20/53</b>	<b>7.5/17</b>	<b>1/6</b>	<b>0</b>	<b>2</b>	<b>2</b>	<b>3</b>



S, 5-11, 203, r-Sr.  
Lakota West  
Liberty Township, Ohio

**29** SEAN  
**MAHONE**

- Has played in 34 career games, including 13 starts
- Recorded seven tackles at Oklahoma State, including five solos
- Led WVU in tackles in 2019 with 80
- One of four returners who registered 10 or more tackles in a game last season (15 vs. Texas Tech)
- Wuerffel Trophy Watch List
- Preseason All-Big 12 Second Team (Phil Steele)

**2020 Game-By-Game**

Opponent	UT/AT/TT	TFL	Sacks	FF	FR	Int	PBU
EKU	1/0/1	0	0	0	0	0	0
Oklahoma St.	7/2/9	0	0	0	0	0	0
Baylor							
Kansas							
Texas Tech							
Kansas St.							
Texas							
TCU							
Oklahoma							
Iowa State							
<b>Totals</b>	<b>8/2/10</b>	<b>0</b>	<b>0</b>	<b>0</b>	<b>0</b>	<b>0</b>	<b>0</b>

**Mahone's Defensive Statistics**

Year	GP	T/A/TT	TFL	Sacks	INT	PB	FF	FR
2020	2	8/2/10	0	0	0	0	0	0
2019	12	42/38/80	5/20	2/14	1/3	1	1	0
2018	12	3/3/6	0	0	0	1	0	1
2017	8	2/1/3	0	0	0	0	0	0
<b>Totals</b>	<b>34</b>	<b>55/44/99</b>	<b>5/20</b>	<b>2/14</b>	<b>1/3</b>	<b>2</b>	<b>1</b>	<b>1</b>



DL, 6-2, 268, Fr.  
Clearwater Academy  
Ottawa, Ontario

**90** AKHEEM  
**MESIDOR**

- Had three tackles at Oklahoma State
- Registered a sack in his West Virginia debut against Eastern Kentucky; finished with two tackles on the day

**2020 Game-By-Game**

Opponent	UT/AT/TT	TFL	Sacks	FF	FR	Int	PBU
EKU	1/1/2	1/5	1/5	0	0	0	0
Oklahoma St.	1/2/3	0	0	0	0	0	0
Baylor							
Kansas							
Texas Tech							
Kansas St.							
Texas							
TCU							
Oklahoma							
Iowa State							
<b>Totals</b>	<b>2/3/5</b>	<b>1/5</b>	<b>1/5</b>	<b>0</b>	<b>0</b>	<b>0</b>	<b>0</b>

**Mesidor's Defensive Statistics**

Year	GP	T/A/TT	TFL	Sacks	INT	PB	FF	FR
2020	2	2/3/5	1/5	1/5	0	0	0	0



DL, 6-2, 250, r-Sr.  
Dunbar  
Dayton, Ohio

**9** JEFFERY  
**POOLER JR.**


- Has played in 30 career games, including nine starts
- Shared a TFL in his lone tackle against Eastern Kentucky

**2020 Game-By-Game**

Opponent	UT/AT/TT	TFL	Sacks	FF	FR	Int	PBU
EKU	0/1/1	0.5/1	0	0	0	0	0
Oklahoma St.	0/1/1	0	0	0	0	0	0
Baylor							
Kansas							
Texas Tech							
Kansas St.							
Texas							
TCU							
Oklahoma							
Iowa State							
<b>Totals</b>	<b>0/2/2</b>	<b>0.5/1</b>	<b>0</b>	<b>0</b>	<b>0</b>	<b>0</b>	<b>0</b>

**Pooler's Defensive Statistics**

Year	GP	T/A/TT	TFL	Sacks	INT	PB	FF	FR
2020	2	0/2/2	0.5/1	0	0	0	0	0
2019	12	13/13/26	5.5/38	2.5/25	0	2	0	0
2018	11	2/0/2	1/9	1/9	0	0	0	0
2017	5	1/0/1	0	0	0	0	0	0
<b>Totals</b>	<b>30</b>	<b>16/15/31</b>	<b>7/48</b>	<b>3.5/34</b>	<b>0</b>	<b>2</b>	<b>0</b>	<b>0</b>



Spear, 5-10, 198, So.  
Imhotep Charter  
Philadelphia, Pa.

**23** TYKEE  
**SMITH**

- Has played in 14 career games, including 10 starts
- Totaled eight tackles at Oklahoma State, including six solos
- Finished with four tackles (three solos) and a TFL against Eastern Kentucky
- Preseason All-Big 12 Fourth Team (Phil Steele)

**2020 Game-By-Game**

Opponent	UT/AT/TT	TFL	Sacks	FF	FR	Int	PBU
EKU	3/1/4	1/2	0	0	0	0	0
Oklahoma St.	6/2/8	0	0	0	0	0	0
Baylor							
Kansas							
Texas Tech							
Kansas St.							
Texas							
TCU							
Oklahoma							
Iowa State							
<b>Totals</b>	<b>9/3/12</b>	<b>1/2</b>	<b>0</b>	<b>0</b>	<b>0</b>	<b>0</b>	<b>0</b>

**Smith's Defensive Statistics**

Year	GP	T/A/TT	TFL	Sacks	INT	PB	FF	FR
2020	2	9/3/12	1/2	0	0	0	0	0
2019	12	36/17/53	2.5/12	1/7	2/58	4	1	0
<b>Totals</b>	<b>14</b>	<b>45/20/65</b>	<b>3.5/14</b>	<b>1/7</b>	<b>2/58</b>	<b>4</b>	<b>1</b>	<b>0</b>



DL, 6-4, 280, Jr.  
Fairmont Senior  
Fairmont, W.Va.

**55 DANTE**  
**STILLS**

- Has played in 26 career games, including five starts
- Team leader in career sacks (10) and TFLs (20.5)
- Ranks No. 10 in the Big 12 in TFLs (1.3)
- Finished with four tackles and a TFL at Oklahoma State
- Made three tackles against Eastern Kentucky, including 1.5 TFLs
- Preseason All-Big 12 First Team (Street & Smith's)
- Preseason All-Big 12 Second Team (Athlon, Phil Steele)
- Outland Trophy and Nagurski Trophy watch lists

#### 2020 Game-By-Game

Opponent	UT/AT/TT	TFL	Sacks	FF	FR	Int	PBU
EKU	2/1/3	1.5/3	0	0	0	0	0
Oklahoma St.	3/1/4	1/6	0	0	0	0	0
Baylor							
Kansas							
Texas Tech							
Kansas St.							
Texas							
TCU							
Oklahoma							
Iowa State							
<b>Totals</b>	<b>5/2/7</b>	<b>2.5/9</b>	<b>0</b>	<b>0</b>	<b>0</b>	<b>0</b>	<b>0</b>

#### Stills' Defensive Statistics

Year	GP	T/A/TT	TFL	Sacks	INT	PB	FF	FR
2020	2	5/2/7	2.5/9	0	0	0	0	0
2019	12	14/10/24	11.5/59	7/49	0	1	1	0
2018	12	13/3/16	6.5/35	3/24	0	0	2	0
<b>Totals</b>	<b>26</b>	<b>32/15/47</b>	<b>20.5/103</b>	<b>10/73</b>	<b>0</b>	<b>1</b>	<b>3</b>	<b>0</b>



DL, 6-1, 285, Sr.  
Fairmont Senior  
Fairmont, W.Va.

**56 DARIUS**  
**STILLS**


- Has played in 35 career games, including 13 starts
- Second on the team in career sacks (8) and TFLs (19)
- Registered three tackles, including a TFL, at Oklahoma State
- Preseason Big 12 Defensive Player of the Year
- Preseason All-America First Team (CBS Sports)
- Preseason All-America Third Team (Athlon, Phil Steele)
- Preseason All-Big 12 First Team (Big 12 Media, Athlon, Lindy's, Phil Steele, Street & Smith's)
- Named to Outland Trophy, Nagurski Trophy and Bednarik Award watch lists

#### 2020 Game-By-Game

Opponent	UT/AT/TT	TFL	Sacks	FF	FR	Int	PBU
EKU	0/0/0	0	0	0	0	0	0
Oklahoma St.	3/0/3	1/1	0	0	0	0	0
Baylor							
Kansas							
Texas Tech							
Kansas St.							
Texas							
TCU							
Oklahoma							
Iowa State							
<b>Totals</b>	<b>3/0/3</b>	<b>1/1</b>	<b>0</b>	<b>0</b>	<b>0</b>	<b>0</b>	<b>0</b>

#### Stills' Defensive Statistics

Year	GP	T/A/TT	TFL	Sacks	INT	PB	FF	FR
2020	2	3/0/3	1/1	0	0	0	0	0
2019	12	28/19/47	14.5/64	7/46	0	2	1	0
2018	12	8/4/12	3.5/7	1/2	0	0	0	0
2017	9	0/1/1	0	0	0	0	0	0
<b>Totals</b>	<b>35</b>	<b>39/24/63</b>	<b>19/72</b>	<b>8/48</b>	<b>0</b>	<b>2</b>	<b>1</b>	<b>0</b>



LB, 6-0, 228, r-Sr.  
Bridgeport  
Bridgeport, W.Va.

**10 DYLAN**  
**TONKERY**


- Has played in 33 career games, including a team-best 26 starts
- No. 3 on the team in career tackles for loss with 15.5

#### 2020 Game-By-Game

Opponent	UT/AT/TT	TFL	Sacks	FF	FR	Int	PBU
EKU	0/0/0	0	0	0	0	0	0
Oklahoma St.	0/0/0	0	0	0	0	0	0
Baylor							
Kansas							
Texas Tech							
Kansas St.							
Texas							
TCU							
Oklahoma							
Iowa State							
<b>Totals</b>	<b>0/0/0</b>	<b>0</b>	<b>0</b>	<b>0</b>	<b>0</b>	<b>0</b>	<b>0</b>

#### Tonkery's Defensive Statistics

Year	GP	T/A/TT	TFL	Sacks	INT	PB	FF	FR
2020	2	0/0/0	0	0	0	0	0	0
2019	12	23/13/36	3/15	1.5/13	0	0	0	1
2018	6	10/12/22	6/20	1/8	0	1	1	0
2017	13	33/10/43	6.5/22	3/18	0	1	0	1
<b>Totals</b>	<b>33</b>	<b>66/35/101</b>	<b>15.5/37</b>	<b>5.5/39</b>	<b>0</b>	<b>2</b>	<b>1</b>	<b>2</b>



**K, 6-1, 200, r-Sr.**  
Hampshire  
Romney, W.Va.



- Has played in 36 career games
- Ranks No. 7 in school history in career field goals made with 35
- Made both field-goal attempts at Oklahoma State from 26 and 30 yards

**2020 Game-By-Game**

Opponent	FGM/FGA	Pct.	Long	XP/XPA	Pts
EKU	0/1	.000	0	7/7	7
Oklahoma St.	2/2	1.000	30	1/1	7
Baylor					
Kansas					
Texas Tech					
Kansas St.					
Texas					
TCU					
Oklahoma					
Iowa St.					
<b>Totals</b>	<b>2/3</b>	<b>.667</b>	<b>30</b>	<b>8/8</b>	<b>14</b>

**2020 Field Goal Sequence**

EKU	25
Oklahoma St.	(26), (30)
Baylor	
Kansas	
Texas Tech	
Kansas St.	
Texas	
TCU	
Oklahoma	
Iowa St.	

Made FGs in (x)

**Staley's Field Goal Statistics**

Year	FG/A	Pct.	1/29	30/39	40/49	50+	LG
2020	2/3	.667	1/2	1/1	0/0	0/0	30
2019	11/17	.647	6/6	2/3	3/8	0/0	44
2018	16/20	.800	3/3	4/4	9/11	0/2	49
2017	6/7	.857	5/5	1/2	0/0	0/0	36
<b>Totals</b>	<b>35/47</b>	<b>.745</b>	<b>15/16</b>	<b>8/10</b>	<b>12/19</b>	<b>0/2</b>	<b>49</b>

**Staley's Kickoff Statistics**

Year	Kickoffs	Yards	Avg.	TB
2020	10	601	60.1	2
2019	32	1,915	59.8	17
2018	74	4,187	56.6	24
2017	77	4,532	58.9	27
<b>Totals</b>	<b>193</b>	<b>11,235</b>	<b>58.2</b>	<b>70</b>



**K/P, 5-10, 220, r-Sr.**  
Troy  
Birmingham, Ala.



- Punted six times at Oklahoma State, placing two inside the 20; totaled 239 yards
- Made his Mountaineer debut against Eastern Kentucky, punting twice for 110 yards, including a long of 56
- Transferred to WVU in summer 2020
- Previously played four seasons at Troy from 2016-19

**2020 Game-By-Game**

Opponent	Punts	Yds.	Avg.	Lg.	TB	FC	50+	I-20
EKU	2	110	55.0	56	1	0	2	1
Oklahoma St.	6	239	39.5	43	0	5	0	2
Baylor								
Kansas								
Texas Tech								
Kansas St.								
Texas								
TCU								
Oklahoma								
Iowa St.								
<b>Totals</b>	<b>8</b>	<b>349</b>	<b>43.6</b>	<b>56</b>	<b>1</b>	<b>5</b>	<b>2</b>	<b>3</b>

**Sumpter's Punting Statistics**

Year	Punts	Yards	Avg.	Long	TB	FC	50+	I-20
2020	8	349	43.6	56	1	5	2	3

The Automated ScoreBook  
 West Virginia Game Results (as of Sep 28, 2020)  
 All games

Date	Opponent	Score	Overall Record	Conference Record	Time	Attend
Sep 12, 2020	EASTERN KENTUCKY	W 56-10	1- 0- 0	0- 0- 0	3:29	976
* Sep 26, 2020	at #15 Oklahoma St.	13-27 L	1- 1- 0	0- 1- 0	03:35	14672

\* indicates conference game

Opponent	Score	-----FIRST DOWNS-----				---RUSHING---		-----PASSING-----			--TOTAL OFFENSE--		Return	Turn-
		Total	Rush	Pass	Pen	Number-Yards		Comp-Att-Int	Yards	Plays-Yards		Yards	Overs	
EASTERN KENTUCKY....	56-10	31/9	17/3	11/5	3/1	51-329 / 32-75		25-35- 0 / 9-17- 1	295/131	86-624 / 49-206		66/101	0/1	
Oklahoma St.....	13-27	22/20	7/10	12/7	3/3	42-68 / 41-203		20-37- 0 / 15-22- 1	285/139	79-353 / 63-342		42/78	1/1	
Totals.....	69-37	53/29	24/13	23/12	6/4	93-397 / 73-278		45-72- 0 / 24-39- 2	580/270	165-977 / 112-548		108/179	1/2	

Note: Game totals are displayed in the format TEAM/OPPONENT for each category



**The Automated ScoreBook**  
**West Virginia Overall Team Statistics (as of Sep 28, 2020)**  
**All games**

<b>Team Statistics</b>	<b>WVU</b>	<b>OPP</b>
SCORING	69	37
Points Per Game	34.5	18.5
Points Off Turnovers	10	7
FIRST DOWNS	53	29
Rushing	24	13
Passing	23	12
Penalty	6	4
RUSHING YARDAGE	397	278
Yards gained rushing	471	336
Yards lost rushing	74	58
Rushing Attempts	93	73
Average Per Rush	4.3	3.8
Average Per Game	198.5	139.0
TDs Rushing	5	2
PASSING YARDAGE	580	270
Comp-Att-Int	45-72-0	24-39-2
Average Per Pass	8.1	6.9
Average Per Catch	12.9	11.2
Average Per Game	290.0	135.0
TDs Passing	4	1
TOTAL OFFENSE	977	548
Total Plays	165	112
Average Per Play	5.9	4.9
Average Per Game	488.5	274.0
KICK RETURNS: #-Yards	3-65	8-123
PUNT RETURNS: #-Yards	7-21	0-0
INT RETURNS: #-Yards	2-22	0-0
KICK RETURN AVERAGE	21.7	15.4
PUNT RETURN AVERAGE	3.0	0.0
INT RETURN AVERAGE	11.0	0.0
FUMBLES-LOST	3-1	5-0
PENALTIES-Yards	20-191	15-130
Average Per Game	95.5	65.0
PUNTS-Yards	8-349	14-589
Average Per Punt	43.6	42.1
Net punt average	41.1	39.1
KICKOFFS-Yards	13-795	9-577
Average Per Kick	61.2	64.1
Net kick average	44.0	40.2
TIME OF POSSESSION/Game	33:51	26:09
3RD-DOWN Conversions	14/30	8/25
3rd-Down Pct	47%	32%
4TH-DOWN Conversions	1/3	0/0
4th-Down Pct	33%	0%
SACKS BY-Yards	5-25	5-41
MISC YARDS	0	0
TOUCHDOWNS SCORED	9	4
FIELD GOALS-ATTEMPTS	2-3	3-3
ON-SIDE KICKS	0-0	0-0
RED-ZONE SCORES	(9-10) 90%	(2-2) 100%
RED-ZONE TOUCHDOWNS	(7-10) 70%	(1-2) 50%
PAT-ATTEMPTS	(9-9) 100%	(4-4) 100%
ATTENDANCE	976	14672
Games/Avg Per Game	1/976	1/14672
Neutral Site Games		0/0

<b>Score by Quarters</b>	<b>1st</b>	<b>2nd</b>	<b>3rd</b>	<b>4th</b>	<b>OT</b>	<b>Total</b>
West Virginia	14	35	10	10	0	69
Opponents	0	27	3	7	0	37

**The Automated ScoreBook**  
**West Virginia Overall Individual Statistics (as of Sep 28, 2020)**  
**All games**

<b>Rushing</b>	<b>gp</b>	<b>att</b>	<b>gain</b>	<b>loss</b>	<b>net</b>	<b>avg</b>	<b>td</b>	<b>lg</b>	<b>avg/g</b>
Leddie Brown	2	36	235	8	227	6.3	2	38	113.5
Alec Sinkfield	2	22	144	10	134	6.1	2	28	67.0
Tony Mathis Jr.	1	18	56	1	55	3.1	1	8	55.0
Garrett Greene	1	5	33	0	33	6.6	0	13	33.0
Lorenzo Dorr	1	2	0	1	-1	-0.5	0	0	-1.0
Winston Wright Jr.	2	1	0	4	-4	-4.0	0	0	-2.0
TEAM	2	2	0	9	-9	-4.5	0	0	-4.5
Jarret Doege	2	7	3	41	-38	-5.4	0	3	-19.0
<b>Total</b>	2	93	471	74	397	4.3	5	38	198.5
<b>Opponents</b>	2	73	336	58	278	3.8	2	66	139.0

<b>Passing</b>	<b>gp</b>	<b>effic</b>	<b>comp-att-int</b>	<b>pct</b>	<b>yds</b>	<b>td</b>	<b>lg</b>	<b>avg/g</b>
Jarret Doege	2	153.70	39-62-0	62.9	513	4	70	256.5
Austin Kendall	1	110.20	3-6-0	50.0	43	0	30	43.0
Garrett Greene	1	125.40	3-4-0	75.0	24	0	11	24.0
<b>Total</b>	2	148.50	45-72-0	62.5	580	4	70	290.0
<b>Opponents</b>	2	117.90	24-39-2	61.5	270	1	47	135.0

<b>Receiving</b>	<b>gp</b>	<b>no.</b>	<b>yds</b>	<b>avg</b>	<b>td</b>	<b>lg</b>	<b>avg/g</b>
Winston Wright Jr.	2	9	158	17.6	1	70	79.0
Sam James	2	9	94	10.4	1	32	47.0
Bryce Ford-Wheaton	2	5	80	16.0	1	26	40.0
Reese Smith	2	5	41	8.2	0	11	20.5
T.J. Simmons	1	4	82	20.5	0	41	82.0
Sam Brown	1	4	43	10.8	0	22	43.0
Leddie Brown	2	3	24	8.0	1	15	12.0
Alec Sinkfield	2	2	13	6.5	0	18	6.5
Sean Ryan	2	2	13	6.5	0	8	6.5
Graeson Malashevich	2	1	30	30.0	0	30	15.0
Charles Finley	1	1	2	2.0	0	2	2.0
<b>Total</b>	2	45	580	12.9	4	70	290.0
<b>Opponents</b>	2	24	270	11.2	1	47	135.0

<b>Punt Returns</b>	<b>no.</b>	<b>yds</b>	<b>avg</b>	<b>td</b>	<b>lg</b>
Alec Sinkfield	6	16	2.7	0	11
Graeson Malashevich	1	5	5.0	0	5
<b>Total</b>	7	21	3.0	0	11
<b>Opponents</b>	0	0	0.0	0	0

<b>Interceptions</b>	<b>no.</b>	<b>yds</b>	<b>avg</b>	<b>td</b>	<b>lg</b>
Tony Fields II	1	22	22.0	0	22
Alonzo Addae	1	0	0.0	0	0
<b>Total</b>	2	22	11.0	0	22
<b>Opponents</b>	0	0	0.0	0	0

<b>Kick Returns</b>	<b>no.</b>	<b>yds</b>	<b>avg</b>	<b>td</b>	<b>lg</b>
Winston Wright Jr.	3	65	21.7	0	25
<b>Total</b>	3	65	21.7	0	25
<b>Opponents</b>	8	123	15.4	0	24

<b>Fumble Returns</b>	<b>no.</b>	<b>yds</b>	<b>avg</b>	<b>td</b>	<b>lg</b>
<b>Total</b>	0	0	0.0	0	0
<b>Opponents</b>	1	56	56.0	1	56

**The Automated ScoreBook**  
**West Virginia Overall Individual Statistics (as of Sep 28, 2020)**  
**All games**

Scoring	td	fg	PAT				dpx	saf	pts
			kick	rush	rcv	pass			
Leddie Brown	3	-	-	-	-	-	-	18	
Evan Staley	-	2-3	8-8	-	-	-	-	14	
Alec Sinkfield	2	-	-	-	-	-	-	12	
Winston Wright Jr.	1	-	-	-	-	-	-	6	
Tony Mathis Jr.	1	-	-	-	-	-	-	6	
Sam James	1	-	-	-	-	-	-	6	
Bryce Ford-Wheaton	1	-	-	-	-	-	-	6	
Casey Legg	-	-	1-1	-	-	-	-	1	
Total	9	2-3	9-9	-	-	-	-	69	
Opponents	4	3-3	4-4	-	-	-	-	37	

Total Offense	g	plays	rush	pass	total	avg/g
Jarret Doege	2	69	-38	513	475	237.5
Leddie Brown	2	36	227	0	227	113.5
Alec Sinkfield	2	22	134	0	134	67.0
Garrett Greene	1	9	33	24	57	57.0
Tony Mathis Jr.	1	18	55	0	55	55.0
Austin Kendall	1	6	0	43	43	43.0
Lorenzo Dorr	1	2	-1	0	-1	-1.0
Winston Wright Jr.	2	1	-4	0	-4	-2.0
TEAM	2	2	-9	0	-9	-4.5
Total	2	165	397	580	977	488.5
Opponents	2	112	278	270	548	274.0

Field Goals	fg	pct.	01-19	20-29	30-39	40-49	50-99	lg	blk
Evan Staley	2-3	66.7	0-0	1-2	1-1	0-0	0-0	30	0

FG Sequence	West Virginia	Opponents
Eastern Kentucky	25	(32)
Oklahoma St.	(26),(30)	(40),(44)

Numbers in (parentheses) indicate field goal was made.

Punting	no.	yds	avg	lg	tb	fc	i20	50+	blk
Tyler Sumpter	8	349	43.6	56	1	5	3	2	0
Total	8	349	43.6	56	1	5	3	2	0
Opponents	14	589	42.1	62	1	5	4	1	0

Kickoffs	no.	yds	avg	tb	ob	retn	net	ydln
Evan Staley	10	601	60.1	2	0			
Casey Legg	3	194	64.7	2	0			
Total	13	795	61.2	4	0	15.4	44.0	21
Opponents	9	577	64.1	6	0	21.7	40.2	24

**The Automated ScoreBook**  
**West Virginia Overall Individual Statistics (as of Sep 28, 2020)**  
**All games**

<u>All Purpose</u>	<u>g</u>	<u>rush</u>	<u>rcv</u>	<u>pr</u>	<u>kr</u>	<u>ir</u>	<u>total</u>	<u>avg/g</u>
Leddie Brown	2	227	24	0	0	0	251	125.5
Winston Wright	2	-4	158	0	65	0	219	109.5
Alec Sinkfield	2	134	13	16	0	0	163	81.5
Sam James	2	0	94	0	0	0	94	47.0
T.J. Simmons	1	0	82	0	0	0	82	82.0
Bryce Ford-Whe	2	0	80	0	0	0	80	40.0
Tony Mathis Jr.	1	55	0	0	0	0	55	55.0
Sam Brown	1	0	43	0	0	0	43	43.0
Reese Smith	2	0	41	0	0	0	41	20.5
Graeson Malash	2	0	30	5	0	0	35	17.5
Garrett Greene	1	33	0	0	0	0	33	33.0
Tony Fields II	2	0	0	0	0	22	22	11.0
Sean Ryan	2	0	13	0	0	0	13	6.5
Charles Finley	1	0	2	0	0	0	2	2.0
Lorenzo Dorr	1	-1	0	0	0	0	-1	-1.0
TEAM	2	-9	0	0	0	0	-9	-4.5
Jarret Doege	2	-38	0	0	0	0	-38	-19.0
Total	2	397	580	21	65	22	1085	542.5
Opponents	2	278	270	0	123	0	671	335.5

**The Automated ScoreBook**  
**West Virginia Overall Defensive Statistics (as of Sep 28, 2020)**  
**All games**

##	Defensive Leaders	gp	Tackles			tfl/yds	Sacks no-yds	Pass defense			Fumbles		blkd	
			ua	a	tot			int-yds	brup	qbh	rcv-yds	ff	kick	saf
1D	Tony Fields II	2	6	13	19	.	.	1-22	.	.	.	.	.	
4D	Alonzo Addae	2	9	7	16	0.5-1	.	1-0	1	.	.	.	.	
23	Tykee Smith	2	9	3	12	1.0-2	.	.	.	.	.	.	.	
29	Sean Mahone	2	7	2	9	.	.	.	.	.	.	.	.	
7	Josh Chandler-Semedo	2	4	4	8	.	.	.	.	.	.	.	.	
55	Dante Stills	2	5	2	7	2.5-9	.	.	.	.	.	.	.	
50	Jared Bartlett	2	5	1	6	3.0-10	1.0-3	.	.	.	.	1	.	
8	VanDarius Cowan	2	3	3	6	3.5-14	2.0-10	.	.	.	.	1	.	
90	Akheem Mesidor	2	2	3	5	1.0-5	1.0-5	.	.	.	.	.	.	
6	Exree Loe	2	3	2	5	1.0-2	.	.	.	.	.	1	.	
2D	Noah Guzman	2	2	1	3	.	.	.	.	.	.	.	.	
5	Dreshun Miller	2	2	1	3	.	.	.	.	.	.	.	.	
52	Jalen Thornton	2	.	3	3	.	.	.	.	.	.	.	.	
11	Nicktroy Fortune	2	3	.	3	.	.	.	1	.	.	.	.	
56	Darius Stills	2	3	.	3	1.0-1	.	.	.	.	.	.	.	
9D	Jeffery Pooler Jr.	2	.	2	2	0.5-1	.	.	.	1	.	.	.	
45	Taurus Simmons	1	2	.	2	1.0-7	1.0-7	.	.	.	.	.	.	
2C	Jairo Faverus	1	1	1	2	.	.	.	.	.	.	.	.	
39	Dante Bonamico	2	2	.	2	.	.	.	.	.	.	.	.	
25	Osman Kamara	2	.	1	1	.	.	.	.	.	.	.	.	
31	Quamaezius Mosby	1	1	.	1	.	.	.	.	.	.	.	.	
44	Lanell Carr	1	1	.	1	.	.	.	.	.	.	.	.	
92	Rhett Heston	1	1	.	1	.	.	.	.	.	.	.	.	
2A	Tae Mayo	1	1	.	1	.	.	.	.	.	.	.	.	
88	Tavis Lee	1	.	1	1	.	.	.	.	.	.	.	.	
Total		2	72	50	122	15-52	5-25	2-22	2	1	.	3	.	
Opponents		2	112	46	158	16-70	5-41	.	8	9	1-56	1	.	

**The Automated ScoreBook**  
**West Virginia Individual Season/Career Statistics (as of Sep 27, 2020)**  
**All games**

	SEASON									CAREER								
<b>Rushing</b>	gp	att	gain	loss	net	avg	td	lg	avg/g	gp	att	gain	loss	net	avg	td	lg	avg/g
Leddie Brown	2	36	235	8	227	6.3	2	38	113.5	23	234	1106	66	1040	4.4	7	47	45.2
Alec Sinkfield	2	22	144	10	134	6.1	2	28	67.0	19	58	269	26	243	4.2	3	28	12.8
Tony Mathis Jr.	1	18	56	1	55	3.1	1	8	55.0	5	22	70	1	69	3.1	1	8	13.8
Garrett Greene	1	5	33	0	33	6.6	0	13	33.0	1	5	33	0	33	6.6	0	13	33.0
Lorenzo Dorr	1	2	0	1	-1	-0.5	0	0	-1.0	11	6	11	1	10	1.7	0	4	0.9
Winston Wright Jr.	2	1	0	4	-4	-4.0	0	0	-2.0	12	2	2	4	-2	-1.0	0	2	-0.2
TEAM	2	2	0	9	-9	-4.5	0	0	-4.5									
Jarret Doege	2	7	3	41	-38	-5.4	0	3	-19.0	6	18	7	86	-79	-4.4	0	4	-13.2
Total	2	93	471	74	397	4.3	5	38	198.5									
Opponents	2	73	336	58	278	3.8	2	66	139.0									
<b>Passing</b>	gp	effic	comp-att-int	pct	yds	td	lg	avg/g	gp	effic	comp-att-int	pct	yds	td	lg	avg/g		
Jarret Doege	2	153.70	39-62-0	62.9	513	4	70	256.5	6	142.91	118-182-3	64.8	1331	11	70	221.8		
Austin Kendall	1	110.20	3-6-0	50.0	43	0	30	43.0	10	122.67	190-310-10	61.3	2032	12	83	203.2		
Garrett Greene	1	125.40	3-4-0	75.0	24	0	11	24.0	1	125.40	3-4-0	75.0	24	0	11	24.0		
Total	2	148.50	45-72-0	62.5	580	4	70	290.0										
Opponents	2	117.90	24-39-2	61.5	270	1	47	135.0										
<b>Receiving</b>	gp	no.	yds	avg	td	lg	avg/g	gp	no.	yds	avg	td	lg	avg/g				
Sam James	2	10	104	10.4	1	32	52.0	18	81	783	9.7	3	51	43.5				
Winston Wright Jr.	2	7	134	19.1	1	70	67.0	12	26	231	8.9	1	70	19.2				
Bryce Ford-Wheaton	2	5	80	16.0	1	26	40.0	15	17	281	16.5	3	50	18.7				
Reese Smith	2	5	41	8.2	0	11	20.5	2	5	41	8.2	0	11	20.5				
T.J. Simmons	1	4	82	20.5	0	41	82.0	23	67	878	13.1	5	59	38.2				
Sam Brown	1	4	43	10.8	0	22	43.0	1	4	43	10.8	0	22	43.0				
Alec Sinkfield	2	3	27	9.0	0	18	13.5	19	12	89	7.4	0	31	4.7				
Leddie Brown	2	3	24	8.0	1	15	12.0	23	22	209	9.5	3	25	9.1				
Sean Ryan	2	2	13	6.5	0	8	6.5	10	21	232	11.0	0	39	23.2				
Graeson Malashevich	2	1	30	30.0	0	30	15.0	2	1	30	30.0	0	30	15.0				
Charles Finley	1	1	2	2.0	0	2	2.0	1	1	2	2.0	0	2	2.0				
Total	2	45	580	12.9	4	70	290.0											
Opponents	2	24	270	11.2	1	47	135.0											
<b>Total Offense</b>	g	plays	rush	pass	total	avg/g	g	plays	rush	pass	total	avg/g						
Jarret Doege	2	69	-38	513	475	237.5	6	200	-79	1331	1252	208.7						
Leddie Brown	2	36	227	0	227	113.5	23	234	1040	0	1040	45.2						
Alec Sinkfield	2	22	134	0	134	67.0	19	58	243	0	243	12.8						
Garrett Greene	1	9	33	24	57	57.0	1	9	33	24	57	57.0						
Tony Mathis Jr.	1	18	55	0	55	55.0	5	22	69	0	69	13.8						
Austin Kendall	1	6	0	43	43	43.0	10	355	91	2032	2123	212.3						
Lorenzo Dorr	1	2	-1	0	-1	-1.0	11	6	10	0	10	0.9						
Winston Wright Jr.	2	1	-4	0	-4	-2.0	12	2	-2	0	-2	-0.2						
TEAM	2	2	-9	0	-9	-4.5												
Total	2	165	397	580	977	488.5												
Opponents	2	112	278	270	548	274.0												
<b>Scoring</b>	td	fg	PAT				td	fg	PAT				pts					
			kick	rush	rcv	pass	dxp	saf	pts	td	fg	kick	rush	rcv	pass	dxp	saf	pts
Leddie Brown	3	-	-	-	-	-	-	-	18	10	-	-	-	-	-	-	-	60
Evan Staley	-	2-3	8-8	-	-	-	-	-	14	-	35-47	104-105	-	-	-	-	-	209
Alec Sinkfield	2	-	-	-	-	-	-	-	12	3	-	-	-	-	-	-	-	18
Bryce Ford-Wheaton	1	-	-	-	-	-	-	-	6	3	-	-	-	-	-	-	-	18
Sam James	1	-	-	-	-	-	-	-	6	3	-	-	-	-	-	-	-	18
Winston Wright Jr.	1	-	-	-	-	-	-	-	6	2	-	-	-	-	-	-	-	12
Tony Mathis Jr.	1	-	-	-	-	-	-	-	6	2	-	-	-	-	-	-	-	12
Casey Legg	-	-	1-1	-	-	-	-	-	1	-	2-4	8-8	-	-	-	-	-	14
Total	9	2-3	9-9	-	-	-	-	-	69									
Opponents	4	3-3	4-4	-	-	-	-	-	37									

**The Automated ScoreBook**  
**West Virginia Individual Season/Career Statistics (as of Sep 27, 2020)**  
**All games**

SEASON						CAREER										
<b>Punt Returns</b>						<b>Punt Returns</b>										
	<b>no.</b>	<b>yds</b>	<b>avg</b>	<b>td</b>	<b>lg</b>	<b>no.</b>	<b>yds</b>	<b>avg</b>	<b>td</b>	<b>lg</b>						
Alec Sinkfield	6	16	2.7	0	11	15	54	3.6	0	16						
Graeson Malashevich	1	5	5.0	0	5	1	5	5.0	0	5						
Total	7	21	3.0	0	11											
Opponents	0	0	0.0	0	0											
<b>Kick Returns</b>						<b>Kick Returns</b>										
	<b>no.</b>	<b>yds</b>	<b>avg</b>	<b>td</b>	<b>lg</b>	<b>no.</b>	<b>yds</b>	<b>avg</b>	<b>td</b>	<b>lg</b>						
Winston Wright Jr.	3	65	21.7	0	25	10	258	25.8	1	95						
Total	3	65	21.7	0	25											
Opponents	8	123	15.4	0	24											
<b>Interceptions</b>						<b>Interceptions</b>										
	<b>no.</b>	<b>yds</b>	<b>avg</b>	<b>td</b>	<b>lg</b>	<b>no.</b>	<b>yds</b>	<b>avg</b>	<b>td</b>	<b>lg</b>						
Tony Fields II	1	22	22.0	0	22	1	22	22.0	0	22						
Alonzo Addae	1	0	0.0	0	0	1	0	0.0	0	0						
Total	2	22	11.0	0	22											
Opponents	0	0	0.0	0	0											
<b>Fumble Returns</b>						<b>Fumble Returns</b>										
	<b>no.</b>	<b>yds</b>	<b>avg</b>	<b>td</b>	<b>lg</b>	<b>no.</b>	<b>yds</b>	<b>avg</b>	<b>td</b>	<b>lg</b>						
Total	0	0	0.0	0	0											
Opponents	1	56	56.0	1	56											
<b>All Purpose</b>																
	<b>g</b>	<b>rush</b>	<b>rcv</b>	<b>pr</b>	<b>kr</b>	<b>ir</b>	<b>total</b>	<b>avg/g</b>	<b>g</b>	<b>rush</b>	<b>rcv</b>	<b>pr</b>	<b>kr</b>	<b>ir</b>	<b>total</b>	<b>avg/g</b>
Leddie Brown	2	227	24	0	0	0	251	125.5	23	1040	209	0	0	0	1249	54.3
Winston Wright J	2	-4	134	0	65	0	195	97.5	12	-2	231	0	258	0	487	40.6
Alec Sinkfield	2	134	27	16	0	0	177	88.5	19	243	89	54	170	0	556	29.3
Sam James	2	0	104	0	0	0	104	52.0	18	19	783	0	273	0	1075	59.7
T.J. Simmons	1	0	82	0	0	0	82	82.0	23	-4	878	0	0	0	874	38.0
Bryce Ford-Whea	2	0	80	0	0	0	80	40.0	15	0	281	0	0	0	281	18.7
Tony Mathis Jr.	1	55	0	0	0	0	55	55.0	5	69	16	0	0	0	85	17.0
Sam Brown	1	0	43	0	0	0	43	43.0	1	0	43	0	0	0	43	43.0
Reese Smith	2	0	41	0	0	0	41	20.5	2	0	41	0	0	0	41	20.5
Graeson Malash	2	0	30	5	0	0	35	17.5	2	0	30	5	0	0	35	17.5
Garrett Greene	1	33	0	0	0	0	33	33.0	1	33	0	0	0	0	33	33.0
Tony Fields II	2	0	0	0	0	22	22	11.0	2	0	0	0	0	22	22	11.0
Sean Ryan	2	0	13	0	0	0	13	6.5	10	24	232	0	0	0	256	25.6
Charles Finley	1	0	2	0	0	0	2	2.0	1	0	2	0	0	0	2	2.0
Lorenzo Dorr	1	-1	0	0	0	0	-1	-1.0	11	10	0	0	0	0	10	0.9
TEAM	2	-9	0	0	0	0	-9	-4.5								
Jarret Doege	2	-38	0	0	0	0	-38	-19.0	6	-79	0	0	0	0	-79	-13.2
Total	2	397	580	21	65	22	1085	542.5								
Opponents	2	278	270	0	123	0	671	335.5								
<b>Field Goals</b>						<b>Field Goals</b>										
	<b>att</b>	<b>good</b>	<b>long</b>	<b>blkd</b>		<b>att</b>	<b>good</b>	<b>long</b>	<b>blkd</b>							
Evan Staley	3	2	36	0		47	35	49	1							
Total	3	2	36	0												
Opponents	3	3	44	0												
<b>Punting</b>						<b>Punting</b>										
	<b>no.</b>	<b>yds</b>	<b>avg</b>	<b>lg</b>	<b>blk</b>	<b>no.</b>	<b>yds</b>	<b>avg</b>	<b>lg</b>	<b>blk</b>						
Tyler Sumpter	8	349	43.6	56	0	8	349	43.6	56	0						
Total	8	349	43.6	56	0											
Opponents	14	589	42.1	62	0											
<b>Kickoffs</b>						<b>Kickoffs</b>										
	<b>no.</b>	<b>yds</b>	<b>avg</b>	<b>tb</b>	<b>ob</b>	<b>no.</b>	<b>yds</b>	<b>avg</b>	<b>tb</b>	<b>ob</b>						
Evan Staley	10	601	60.1	2	0	193	11235	58.2	70	7						
Casey Legg	3	194	64.7	2	0	25	1427	57.1	6	1						
Total	13	795	61.2	4	0											
Opponents	9	577	64.1	6	0											

**The Automated ScoreBook**  
**West Virginia Individual Season/Career Statistics (as of Sep 27, 2020)**  
**All games**

		SEASON										CAREER											
##	Defensive Leaders	gp	ua	a	total	tfl	sack	int	pbu	fr	ff	blk	gp	ua	a	total	tfl	sack	int	pbu	fr	ff	blk
1D	Tony Fields II	2	6	13	19	0.0	.	1	.	.	.	.	2	6	13	19	0.0	.	1	.	.	.	.
4D	Alonzo Addae	2	9	7	16	0.5	.	1	1	.	.	.	2	9	7	16	0.5	.	1	1	.	.	.
23	Tykee Smith	2	9	3	12	1.0	.	.	.	.	.	.	14	45	20	65	3.5	1.0	2	4	.	1	.
29	Sean Mahone	2	7	2	9	0.0	.	.	.	.	.	.	34	54	44	98	5.0	2.0	1	2	1	1	.
7	Josh Chandler-Semedo	2	4	4	8	0.0	.	.	.	.	.	.	24	53	41	94	4.0	.	.	2	2	.	.
55	Dante Stills	2	5	2	7	2.5	.	.	.	.	.	.	26	32	15	47	20.5	10.0	.	1	.	3	.
8	VanDarius Cowan	2	3	3	6	3.5	2.0	.	.	.	1	.	4	3	3	6	3.5	2.0	.	.	.	1	.
50	Jared Bartlett	2	5	1	6	3.0	1.0	.	.	.	1	.	6	10	5	15	3.0	1.0	.	.	.	1	.
6	Exree Loe	2	3	2	5	1.0	.	.	.	.	1	.	25	33	20	53	7.5	1.0	.	2	3	2	.
90	Akheem Mesidor	2	2	3	5	1.0	1.0	.	.	.	.	.	2	2	3	5	1.0	1.0	.	.	.	.	.
2D	Noah Guzman	2	2	1	3	0.0	.	.	.	.	.	.	11	16	11	27	0.5	.	.	1	1	.	.
11	Nicktroy Fortune	2	3	.	3	0.0	.	.	1	.	.	.	13	16	4	20	1.0	.	.	3	.	.	.
5	Dreshun Miller	2	2	1	3	0.0	.	.	.	.	.	.	2	2	1	3	0.0	.	.	.	.	.	.
56	Darius Stills	2	3	.	3	1.0	.	.	.	.	.	.	35	39	24	63	19.0	8.0	.	2	.	1	1
52	Jalen Thornton	2	.	3	3	0.0	.	.	.	.	.	.	2	.	3	3	0.0	.	.	.	.	.	.
39	Dante Bonamico	2	2	.	2	0.0	.	.	.	.	.	.	32	18	7	25	1.0	.	.	.	1	1	.
45	Taurus Simmons	1	2	.	2	1.0	1.0	.	.	.	.	.	1	2	.	2	1.0	1.0	.	.	.	.	.
2C	Jairo Faverus	1	1	1	2	0.0	.	.	.	.	.	.	1	1	1	2	0.0	.	.	.	.	.	.
9D	Jeffery Pooler Jr.	2	.	2	2	0.5	.	.	.	.	.	.	30	16	15	31	7.0	3.5	.	3	.	.	.
88	Tavis Lee	1	.	1	1	0.0	.	.	.	.	.	.	1	.	1	1	0.0	.	.	.	.	.	.
25	Osman Kamara	2	.	1	1	0.0	.	.	.	.	.	.	39	6	2	8	1.0	.	.	.	.	.	1
92	Rhett Heston	1	1	.	1	0.0	.	.	.	.	.	.	1	1	.	1	0.0	.	.	.	.	.	.
31	Quamaezius Mosby	1	1	.	1	0.0	.	.	.	.	.	.	1	1	.	1	0.0	.	.	.	.	.	.
44	Lanell Carr	1	1	.	1	0.0	.	.	.	.	.	.	1	1	.	1	0.0	.	.	.	.	.	.
2A	Tae Mayo	1	1	.	1	0.0	.	.	.	.	.	.	2	3	.	3	0.0	.	.	.	.	.	.
Total		2	72	50	122	15	5	2	2	.	3	.	2	3	.	3	0.0	.	.	.	.	.	.
Opponents		2	112	46	158	16	5	.	8	1	1	.											



**The Automated ScoreBook**  
**West Virginia Team Game-by-Game (as of Sep 28, 2020)**  
**All games**

**TEAM STATISTICS**

Date	Opponent	Rushing				Receiving				Passing				Kick Returns				Punt Returns				tot off		
		no.	yds	td	lg	no.	yds	td	lg	cmp	att	int	yds	td	lg	no.	yds	td	lg	no.	yds		td	lg
Sep 12	EASTERN KENTUCKY	51	329	5	38	25	295	3	32	25	35	0	295	3	32	2	45	0	25	6	21	0	11	624
Sep 26	at Oklahoma St.	42	68	0	19	20	285	1	70	20	37	0	285	1	70	1	20	0	20	1	0	0	0	353
West Virginia		93	397	5	38	45	580	4	70	45	72	0	580	4	70	3	65	0	25	7	21	0	11	977
		73	278	2	66	24	270	1	47	24	39	2	270	1	47	8	123	0	24	0	0	0	0	548

Games: 2 • Avg/rush: 4.3 • Avg/catch: 12.9 • Pass effic: 148.50 • KR avg: 21.7 • PR avg: 3.0 • All purpose avg/game: 542.5 • Total offense avg/gm: 488.5

Date	Opponent	Tackles				Sacks	Fumble	Pass Defense			blkd	PAT Attempts			off			
		ua	a	total	tfl-yds	no-yds	ff	fr-yds	int-yds	qbh	brup	kick	kick	rush	rcv	saf	t/o	pts
Sep 12	EASTERN KENTUCKY	33	24	57	9.0-35	4.0-21	1	0-0	1-0	0	1	0	8-8	0	0	0	7	56
Sep 26	at Oklahoma St.	39	26	65	6.0-17	1.0-4	2	0-0	1-22	1	1	0	1-1	0	0	0	3	13
West Virginia		72	50	122	15.0-52	5.0-25	3	0-0	2-22	1	2	0	9-9	0	0	0	10	69
		112	46	158	16.0-70	5.0-41	1	1-56	0-0	9	8	0	4-4	0	0	0	7	37

Date	Opponent	Punting						Field Goals			Kickoffs							
		no.	yds	avg	long	blkd	tb	fc	50+	i20	md-att	long	blkd	no.	yds	avg	tb	ob
Sep 12	EASTERN KENTUCKY	2	110	55.0	56	0	1	0	2	1	0-1	0	0	9	550	61.1	2	0
Sep 26	at Oklahoma St.	6	239	39.8	43	0	0	5	0	2	2-2	30	0	4	245	61.2	2	0
West Virginia		8	349	43.6	56	0	1	5	2	3	2-3	30	0	13	795	61.2	4	0
		14	589	42.1	62	0	1	5	1	4	3-3	44	0	9	577	64.1	6	0

**The Automated ScoreBook**  
**West Virginia Opponent Game-by-Game (as of Sep 28, 2020)**  
**All games**

**OPPONENT STATISTICS**

Date	Opponent	Rushing				Receiving				Passing				Kick Returns				Punt Returns				tot off		
		no.	yds	td	lg	no.	yds	td	lg	cmp	att	int	yds	td	lg	no.	yds	td	lg	no.	yds		td	lg
Sep 12	EASTERN KENTUCKY	32	75	0	21	9	131	1	47	9	17	1	131	1	47	6	101	0	24	0	0	0	0	206
Sep 26	at Oklahoma St.	41	203	2	66	15	139	0	32	15	22	1	139	0	32	2	22	0	20	0	0	0	0	342
Opponents		73	278	2	66	24	270	1	47	24	39	2	270	1	47	8	123	0	24	0	0	0	0	548
		93	397	5	38	45	580	4	70	45	72	0	580	4	70	3	65	0	25	7	21	0	11	977

Games: 2 • Avg/rush: 3.8 • Avg/catch: 11.2 • Pass effic: 117.90 • KR avg: 15.4 • All purpose avg/game: 335.5 • Total offense avg/gm: 274.0

Date	Opponent	Tackles				Sacks	Fumble	Pass Defense			blkd	PAT Attempts			off			
		ua	a	total	tfl-yds	no-yds	ff	fr-yds	int-yds	qbh	brup	kick	kick	rush	rcv	saf	t/o	pts
Sep 12	EASTERN KENTUCKY	63	22	85	5.0-16	0.0-0	0	0-0	0-0	0	2	0	1-1	0	0	0	0	10
Sep 26	at Oklahoma St.	49	24	73	11.0-54	5.0-41	1	1-56	0-0	9	6	0	3-3	0	0	0	7	27
Opponents		112	46	158	16.0-70	5.0-41	1	1-56	0-0	9	8	0	4-4	0	0	0	7	37
		72	50	122	15.0-52	5.0-25	3	0-0	2-22	1	2	0	9-9	0	0	0	10	69

Date	Opponent	Punting										Field Goals			Kickoffs				
		no.	yds	avg	long	blkd	tb	fc	50+	i20	md-att	long	blkd	no.	yds	avg	tb	ob	
Sep 12	EASTERN KENTUCKY	8	320	40.0	49	0	0	1	0	1	1-1	32	0	3	187	62.3	1	0	
Sep 26	at Oklahoma St.	6	269	44.8	62	0	1	4	1	3	2-2	44	0	6	390	65.0	5	0	
Opponents		14	589	42.1	62	0	1	5	1	4	3-3	44	0	9	577	64.1	6	0	
		8	349	43.6	56	0	1	5	2	3	2-3	30	0	13	795	61.2	4	0	

**The Automated ScoreBook**  
**West Virginia Red-Zone Results (as of Sep 28, 2020)**  
**All games**

**West Virginia Inside Opponent Red-Zone**

Date	Opponent	Score	Times	Times	Total	Rush		Pass	FGs	Failed to score inside RZ					
			In RZ	Scored	Pts	TDs	TDs	TDs	Made	FGA	Down	Int	Fumb	Half	Game
Sep 12, 2020	EASTERN KENTUCKY	W 56-10	8	7	49	7	5	2	0	1	0	0	0	0	0
Sep 26, 2020	at Oklahoma St.	L 13-27	2	2	6	0	0	0	2	0	0	0	0	0	0
Totals			10	9	55	7	5	2	2	1	0	0	0	0	0
9 of 10 (90.0%)															

**Opponents Inside West Virginia Red-Zone**

Date	Opponent	Score	Times	Times	Total	Rush		Pass	FGs	Failed to score inside RZ					
			In RZ	Scored	Pts	TDs	TDs	TDs	Made	FGA	Down	Int	Fumb	Half	Game
Sep 12, 2020	EASTERN KENTUCKY	W 56-10	1	1	3	0	0	0	1	0	0	0	0	0	0
Sep 26, 2020	at Oklahoma St.	L 13-27	1	1	7	1	1	0	0	0	0	0	0	0	0
Totals			2	2	10	1	1	0	1	0	0	0	0	0	0
2 of 2 (100.0%)															

**The Automated ScoreBook**  
**West Virginia By-Quarter Statistics (as of Sep 28, 2020)**  
**All games**

**3rd-Down Conversions**

Date	Opponent	Score	Overall	1st Qtr	2nd Qtr	3rd Qtr	4th Qtr	Overtime
Sep 12, 2020	EASTERN KENTUCKY	W 56-10	8-13 61.5	1-2 50.0	2-3 66.7	3-5 60.0	2-3 66.7	
Sep 26, 2020	at Oklahoma St.	L 13-27	6-17 35.3	2-4 50.0	2-6 33.3	1-4 25.0	1-3 33.3	
	West Virginia		14-30 46.7	3-6 50.0	4-9 44.4	4-9 44.4	3-6 50.0	0-0 0.0
	Opponents		8-25 32.0	1-6 16.7	1-6 16.7	1-5 20.0	5-8 62.5	0-0 0.0

**4th-Down Conversions**

Date	Opponent	Score	Overall	1st Qtr	2nd Qtr	3rd Qtr	4th Qtr	Overtime
Sep 12, 2020	EASTERN KENTUCKY	W 56-10	1-2 50.0	0-0 0.0	0-0 0.0	1-1 100.0	0-1 0.0	
Sep 26, 2020	at Oklahoma St.	L 13-27	0-1 0.0	0-0 0.0	0-1 0.0	0-0 0.0	0-0 0.0	
	West Virginia		1-3 33.3	0-0 0.0	0-1 0.0	1-1 100.0	0-1 0.0	0-0 0.0
	Opponents		0-0 0.0	0-0 0.0	0-0 0.0	0-0 0.0	0-0 0.0	0-0 0.0

**Time of Possession**

Date	Opponent	Score	Overall	1st Qtr	2nd Qtr	3rd Qtr	4th Qtr	Overtime
Sep 12, 2020	EASTERN KENTUCKY	W 56-10	35:43	8:06	7:42	10:34	9:21	
Sep 26, 2020	at Oklahoma St.	L 13-27	31:58	9:28	7:49	8:44	5:57	
	West Virginia	Total	67:41	17:34	15:31	19:18	15:18	0:00
		Avg.	33:50	8:47	7:45	9:39	7:39	0:00
	Opponents	Total	52:19	12:26	14:29	10:42	14:42	0:00
		Avg.	26:09	6:13	7:14	5:21	7:21	0:00

**The Automated ScoreBook**  
**West Virginia Games Played (as of Sep 28, 2020)**  
**All games**

<b>##</b>	<b>PLAYER</b>	<b>GP-GS</b>	<b>EKU</b>	<b>OSU</b>
86	R. Fields Jr.	1/-	XXX	...
24	Tony Mathis Jr.	1/-	XXX	...
36	Jake Abbott	2/-	XXX	XXX
4D	Alonzo Addae	2/2	START	START
85	T.J. Banks	1/-	...	XXX
50	Jared Bartlett	2/-	XXX	XXX
65	Donovan Beaver	1/-	XXX	...
76	Chase Behrndt	1/1	...	START
1E	Charlie Benton	1/-	XXX	...
39	Dante Bonamico	2/-	XXX	XXX
84	Freddie Brown	1/-	XXX	...
4	Leddie Brown	2/2	START	START
57	Michael Brown	2/2	START	START
17	Sam Brown	1/1	START	...
44	Lanell Carr	1/-	XXX	...
7	Josh Chandler	2/2	START	START
61	Tyler Connolly	1/-	XXX	...
8	VanDarius Cowan	2/2	START	START
2	Jarret Doege	2/2	START	START
34	Lorenzo Dorr	1/-	XXX	...
9	Isaiah Esdale	1/-	...	XXX
2C	Jairo Faverus	1/-	XXX	...
80	Charles Finley	1/-	XXX	...
0	B. Ford-Wheaton	2/2	START	START
11	N. Fortune	2/2	START	START
2E	Preston Fox	1/-	XXX	...
54	Zach Frazier	2/1	START	XXX
74	James Gmitter	2/2	START	START
1C	Garrett Greene	1/-	XXX	...
2D	Noah Guzman	2/-	XXX	XXX
5B	J.P. Hadley	1/-	XXX	...
92	Rhett Heston	1/-	XXX	...
79	John Hughes	2/2	START	START
1D	Tony Fields II	2/1	XXX	START
13	Sam James	2/1	XXX	START
95	J. Jefferson	1/-	XXX	...
1A	Drew Joseph	1/-	XXX	...
26	Daryl Porter Jr	1/-	XXX	...
25	Osman Kamara	2/-	XXX	XXX
12	Austin Kendall	1/-	XXX	...
43	Jackson Knipper	2/1	START	XXX
88	Tavis Lee	1/-	XXX	...
48	Casey Legg	1/-	XXX	...
6	Exree Loe	2/-	XXX	XXX
22	Jake Long	1/-	XXX	...
29	Sean Mahone	2/2	START	START
89	G. Malashevich	2/-	XXX	XXX

**The Automated ScoreBook**  
**West Virginia Games Played (as of Sep 28, 2020)**  
**All games**

<b>##</b>	<b>PLAYER</b>	<b>GP-GS</b>	<b>EKU</b>	<b>OSU</b>
58	Nick Malone	1/-	XXX	...
3D	Jackie Matthews	2/-	XXX	XXX
2A	Tae Mayo	1/-	XXX	...
68	Briason Mays	2/-	XXX	XXX
99	Quay Mays	2/-	XXX	XXX
90	Akheem Mesidor	2/-	XXX	XXX
5	Dreshun Miller	2/2	START	START
5E	Parker Moorer	1/-	XXX	...
31	Q. Mosby	1/-	XXX	...
3A	Naim Muhammad	1/-	XXX	...
87	Mike O'Laughlin	1/1	...	START
51	Kyle Poland	2/-	XXX	XXX
9D	Jeffery Pooler	2/2	START	START
1F	Malachi Ruffin	2/-	XXX	XXX
10	Sean Ryan	2/-	XXX	XXX
69	Blaine Scott	1/-	XXX	...
45	Taurus Simmons	1/-	XXX	...
1	T.J. Simmons	1/-	...	XXX
20	Alec Sinkfield	2/-	XXX	XXX
15	Reese Smith	2/-	XXX	XXX
23	Tykee Smith	2/2	START	START
30	Evan Staley	2/-	XXX	XXX
55	Dante Stills	2/2	START	START
56	Darius Stills	2/2	START	START
35	Tyler Sumpter	2/-	XXX	XXX
52	Jalen Thornton	2/-	XXX	XXX
1B	Dylan Tonkery	2/1	START	XXX
71	Junior Uzebu	1/1	...	START
53	Jordan White	1/-	XXX	...
16	Winston Wright	2/2	START	START
5A	Brandon Yates	2/1	START	XXX