

BAYLOR

BASKETBALL GAME NOTES



Follow **Baylor Basketball** on Twitter, Instagram and Facebook: **@BaylorMBB**

GAME 19

1/1 **BAYLOR** (17-1, 6-0 Big 12) at NR/NR **IOWA STATE** (9-10, 2-4 Big 12)



Jan. 29, 2020 • 8:00 p.m. CT • Watch: ESPNU and ESPN App • Listen: ESPN Central Texas & TuneIn App

Ames, Iowa • Hilton Coliseum (14,356) • Social Media: **@BaylorMBB** | **#SicEm** | **#1TGF**

MEDIA INFORMATION

TV: ESPNU and ESPN App

Talent: Robert Ford (pxp), Tim Welsh (analyst)

BU Radio: Baylor-IMG College / ESPN Central Texas

Talent: John Morris (pxp), Pat Nunley (analyst)

Satellite Radio: Sirius 81, XM 81, Internet 81

Social Media: **@BaylorMBB** | **#SicEm** | **#1TGF**

All-Time Series Iowa State leads 20-19

Waco Baylor leads 15-2

Ames Iowa State leads 14-3

Neutral Iowa State leads 4-1

Drew Era Baylor leads 15-13

First Meeting 12/5/88 – ISU 83-73 (Ames)

Last Season 1/8/19 – BU 73-70 (Waco)

2/19/19 – BU 73-69 (Ames)

3/13/19 – ISU 83-66 (Kansas City)

1/15/20 – BU 68-55 (Waco)

2019-20 SCHEDULE & RESULTS

DATE	BU	OPP	TV	TIME
N5	16/18	— CENTRAL ARKANSAS	Big 12 Now/ESPN+	W, 105-61
N8	16/18	rv/rv vs. Washington ¹	ESPN	L, 64-67
N15	24/18	— TEXAS STATE	Big 12 Now/ESPN+	W, 72-63
N21	24/23	— vs. Ohio ²	ESPN2	W, 76-53
N22	24/23	— at Coastal Carolina ²	ESPNU	W, 77-65
N24	24/23 17/15	vs. Villanova ²	ESPN	W, 87-78
D3	18/16	— MD. EASTERN SHORE	Big 12 Now/ESPN+	W, 78-46
D7	18/16 12/11	ARIZONA	ESPNU	W, 63-58
D10	11/11 18/19	BUTLER ³	ESPN2	W, 53-52
D18	10/11	— vs. UT-Martin ⁴	ESPNU	W, 91-63
D30	6/4	— JACKSON STATE	Big 12 Now/ESPN+	W, 83-57
J4	6/4	— • TEXAS	ESPN2	W, 59-44
J7	4/4 22/21	• at Texas Tech	ESPN2	W, 57-52
J11	4/4 3/3	• at Kansas	CBS	W, 67-55
J15	2/2	— • IOWA STATE	Big 12 Now/ESPN+	W, 68-55
J18	2/2	— • at Oklahoma State	ESPN2	W, 75-68
J20	1/2	— • OKLAHOMA	ESPN	W, 61-57
J25	1/2	rv/rv at Florida ⁵	ESPN	W, 72-61
J29	1/1	— • at Iowa State	ESPNU	8 p.m.
F1	1/1	— • TCU	ESPN2	3 p.m.
F3	—	— • at Kansas State	ESPN2	8 p.m.
F8	—	— • OKLAHOMA STATE	ESPN2	5 p.m.
F10	—	— • at Texas	ESPN/2	8 p.m.
F15	—	— • WEST VIRGINIA	Big 12 Now/ESPN+	3 p.m.
F18	—	— • at Oklahoma	ESPN/2/U	8 p.m.
F22	—	— • KANSAS	ESPN/2	11 a.m.
F25	—	— • KANSAS STATE	Big 12 Now/ESPN+	7 p.m.
F29	—	— • at TCU	ESPN/2/U	1 p.m.
M2	—	— • TEXAS TECH	ESPN	8 p.m.
M7	—	— • at West Virginia	Big 12 Now/ESPN+	12 p.m.
M11-14	—	Big 12 Championship ⁶	ESPN/2/U	TBD

SCHEDULE KEY

1 – Armed Forces Classic (Anchorage); 2 – Myrtle Beach Invitational (Conway, S.C.); 3 – Big East/Big 12 Battle (Waco, Texas); 4 – The Battleground 2k19 (Houston); 5 – Big 12/SEC Challenge (Gainesville, Fla.); 6 – Big 12 Championship (Kansas City)

Rankings: AP/Coaches; All times Central

BAYLOR ATHLETICS COMMUNICATIONS

DAVID KAYE

Assistant AD

254-709-5147 • David_Kaye@baylor.edu

STORY LINES

- No. 1 Baylor carries a 16-game winning streak into Wednesday's game at Iowa State.
- Baylor is seeking its first 7-0 start to league play since starting 10-0 in the 1958 Southwest Conference. BU's last 7-game conference winning streak was in 1988 Southwest Conference play.
- BU is 5-0 in road games, the 2nd-longest road winning streak in program history – 12 in 1945-46.
- BU needs a win for its first undefeated month of January since going 6-0 in January 1948.
- Wednesday is the 40th series meeting, and the home team has won 29 of 34 campus-site games.
- Baylor is 9-3 against Iowa State since 2015 and 15-13 vs. ISU during the 17-year Scott Drew era.
- Baylor lost its first 12 trips to Ames, but BU is 3-2 in Ames since getting its first win at Hilton in 2015.
- BU is No. 1 in the AP Top 25. BU moved up in the poll 9 straight weeks until reaching No. 1 on Jan. 20.
- Baylor was voted No. 1 in the AP poll for the 3rd time in program history – Jan. 9, 2017 & last 2 weeks.
- Baylor's streak of 13 consecutive AP polls ranked is the 5th-longest in program history (all since 2010).
- With a win, Baylor can tie the best 19-game start in program history (18-1 in 2016-17).
- Baylor's 16-game winning streak is the 2nd-longest in program history (record is 17 straight wins to start 2011-12) and is the nation's 2nd-longest active streak behind San Diego State (21).
- Baylor is the nation's only program with 5 wins vs. AP Top 25 ranked teams this season (5-0).
- Baylor ranks 5th nationally in scoring defense (58.6) and 10th nationally in scoring margin (+ 14.1).
- Baylor's 2-point FG% defense ranks 8th nationally (.422) and effective FG% defense ranks 14th (.438).
- BU is coming off a 72-61 win at Florida, improving to a league-best 6-1 in the Big 12/SEC Challenge.
- BU has trailed for only 13% of game time over its last 12 games (63:36 of 480:00), but more than half of that time (30:13) came in a comeback from 12 down to win at Oklahoma State on Jan. 18.
- Baylor's defense has forced 15+ turnovers in 10 of 18 games after doing so in 7 of 34 games last year.
- Baylor has held 5 high-major opponents to their season-low scoring totals – Arizona (58), Butler (52), Texas (44), Texas Tech (52) and Kansas (55). BU has held 17 of 18 opponents below 70 points.
- BU has held 4 Big 12 opponents to 55 or fewer points, matching the program record for a season (4 in 2013 & 2017). Entering 2020, BU held teams to 55 or fewer 23 times in the Big 12's first 23 seasons.
- BU and KU are 3-0 in Big 12 road games this season, while the rest of the league is a combined 4-20.
- BU is No. 1 in the NET rankings with win 4 top-15 NET wins: vs. No. 4 (road), No. 9, No. 10, No. 14.
- BU is the only team with 2 players on the Naismith Defensive POY Midseason Team (Vital & Mitchell).
- Baylor is 37-38 in Big 12 road games since 2012, 2nd-best in the league behind only Kansas (48-27).
- Baylor is the only school with FB, MBB, WBB & VB all ranked. Those teams are a combined 75-7 this year and all four are top-12 ranked (No. 1 MBB, No. 1 WBB, No. 3 VB, No. 12 FB).
- Head coach **Scott Drew** is in his 17th season in Waco and is BU's all-time wins leader (333-210).
- Baylor is playing its 230th game as a ranked team under Drew – BU was ranked in 2 of 2197 games over the program's 97 seasons prior to Drew. Since 2008-09, BU has been ranked in 227 of 409 games.
- This is the 7th straight year BU has ranked top-10 nationally in offensive rebounding pct (No. 5 this year).

TEAM INFORMATION

BAYLOR (17-1, 6-0 Big 12)
Ranking 1st – AP, 1st – Coaches
Head Coach Scott Drew (Butler, 1993)
Career Record 353-221 (18th season)
BU Record 333-210 (17th season)
vs. Iowa State 15-13

IOWA STATE (9-10, 2-4 Big 12)

Ranking NR – AP, NR – Coaches
Head Coach Steve Prohm (Alabama, 1997)
Career Record 196-92 (9th season)
ISU Record 92-63 (5th season)
vs. Baylor 3-7
SID Matt Shoultz – mshoultz@iastate.edu

BAYLOR 2019-20 STATS

#	P	NAME	YR	PPG	RPG	APG	MPG
12	G	Jared Butler	So.	15.8	2.8	3.1	29.3
31	G	MaCio Teague	RJr.	13.8	4.8	2.2	32.0
33	F	Freddie Gillespie	RSr.	9.9	9.2	2.2*	27.7
45	G	Davion Mitchell	RSo.	9.8	2.6	3.0	30.5
2	G	Devonte Bando	Sr.	8.0	4.3	1.6	24.4
11	F	Mark Vital	RJr.	6.0	6.2	1.6	26.2
25	F	Tristan Clark	Jr.	4.5	2.3	0.5	14.5
24	F	Matthew Mayer	So.	4.1	1.7	0.8	10.9
0	F	Flo Thamba	So.	2.6	2.5	0.6*	9.0
15	G	Obim Okeke	Sr.	0.0	1.0	1.0	3.6
13	F	Jackson Moffatt	RFr.	0.0	0.3	0.0	2.5
5	F	Jordan Turner	Fr.	—	—	—	—

* - blocks per game

PRONUNCIATIONS

John JAKUS	JAYK-us
Matthew MAYER	MYE-er
DAVION Mitchell	DAY-vee-ahn
OBIM OKEKE	OH-bihm oh-KAY-kay
Jonathan TCHAMWA TCHATCHOUA	CHAWM-wuh CHAT-chew-wuh
MACIO Teague	may-SEE-oh
Mark VITAL	VYE-tuhl

2019-20 SEASON HONORS

JARED BUTLER
 USBWA Oscar Robertson National Player of the Week (Jan. 14)
 Big 12 Player of the Week (Jan. 13)
 Big 12 Player of the Week (Nov. 25)
 Myrtle Beach Invitational MVP
 Lute Olson Award Midseason Watch List (1 of 30)
 Oscar Robertson Trophy Watch List

TRISTAN CLARK
 Preseason All-Big 12 Team
 Naismith Trophy Preseason Watch List
 Karl Malone Award Watch List

FREDDIE GILLESPIE
 Big 12 Player of the Week (Dec. 9)

DAVION MITCHELL
 Naismith Defensive Player of the Year Midseason Team (1 of 15)

MACIO TEAGUE
 Big 12 Newcomer of the Week (Jan. 13)
 Myrtle Beach Invitational All-Tournament Team

MARK VITAL
 Naismith Defensive Player of the Year Midseason Team (1 of 15)

BAYLOR IN THE RANKINGS

WEEK	W/L	AP	COACHES
Preseason	0-0	16th (523)	18th (228)
Nov. 11	1-1	24th (179)	18th (228)
Nov. 18	2-1	24th (179)	23rd (111)
Nov. 25	5-1	19th (450)	18th (223)
Dec. 2	5-1	18th (466)	16th (269)
Dec. 9	7-1	11th (872)	11th (438)
Dec. 16	8-1	10th (1062)	11th (513)
Dec. 23	9-1	7th (1207)	6th (594)
Dec. 30	9-1	6th (1267)	4th (639)
Jan. 6	11-1	4th (1386)	4th (670)
Jan. 13	13-1	2nd (1567; 31)	2nd (764; 10)
Jan. 20	15-1	1st (1591; 33)	2nd (780; 13)
Jan. 27	17-1	1st (1578; 44)	1st (782; 15)

QUICK HITS

- BU is 6-1 all-time in Big 12/SEC Challenges, the best record of any team in either league. Combined with a 3-1 mark in the Big 12/Pac-10 Series and 1-0 in the Big 12/Big East Battle, Baylor is 10-2 in conference challenges.
- Baylor is 43-4 when leading at halftime over the last 3 seasons since 2017-18 (13-1 this season).
- Baylor has won 89% of its games when leading at the half since 2011-12 (161-20).
- BU is 105-21 since 2015-16 when leading at any point in the 2nd half of a game (17-1 this season).
- Baylor is 208-94 over the last 9 seasons, averaging 24 wins per season since 2012.
- Baylor's 208 wins since 2011-12 are second-most in the Big 12 behind only Kansas (252).
- Baylor is 299-141 since 2007-08, the first year Drew's staff had a full allotment of scholarships.
- BU returned 8 letterwinners from last season, including 5 players who made at least 7 starts – **Mark Vital** (34), **Jared Butler** (21), **Tristan Clark** (14), **Freddie Gillespie** (11) and **Devonte Bando** (7).
- Baylor returned 9 players with at least 26 games of Division I experience, including a pair of transfers who are now starters after sitting out last season – **Davion Mitchell** and **MaCio Teague**.
- Eight of Baylor's 14 players either have used or are currently using a redshirt year. Five after transferring to BU – Flagler, Gillespie, Mitchell, Tchamwa Tchatchoua and Teague, and three as freshmen – Moffatt, Turner and Vital.
- Eight of Baylor's nine starting point guards under Drew have earned All-Big recognition (14 of last 15 seasons).
- Baylor has defeated 8 top-10 teams in the last 4 seasons, including a 6-3 mark vs. top-10 teams in Waco.
- Baylor has won 20+ games in 10 of the last 12 seasons after recording only three 20-win seasons in the previous 100 years of Baylor Basketball (1946, 1948, 1988).
- The Bears are one of 11 programs nationally (1 of 6 in Power-5) to win 18+ games in every year since 2008.
- Baylor is 1 of 14 teams nationally to appear in every postseason since 2012 (6 NCAAs, 2 NITs).
- Baylor has the nation's 10th-longest active streak with at least one 3-point FG made in 921 straight games – the last time Baylor failed to make a 3-pointer was more than 29 years ago, on Feb. 21, 1990 vs. Texas Tech (0-8).
- Baylor has won 6 tournament titles under **Drew** (2007 Paradise Jam, 2011 Las Vegas Classic, 2013 NIT, 2016 Battle 4 Atlantis, 2017 Hall of Fame Classic and 2019 Myrtle Beach Invitational).

ONE OF THE GREATEST REBUILDS IN NCAA HISTORY

- **Scott Drew** became Baylor head coach in 2003, starting of one of the greatest rebuilds in NCAA history.
- Drew is now in his 17th season at Baylor and is the school's all-time wins leader (333).
- Drew is coaching his 544th game at Baylor (333-210). His .613 winning percentage is best in BU history among coaches with 40+ games, and he's the program's all-time wins leader.
- Baylor has a .680 winning percentage (299-141) since Drew's first year with no scholarship restrictions in 2007-08 and a .689 winning percentage (208-94) over the last 9 seasons since 2011-12.
- Drew (49) is the youngest of 12 coaches nationally to take his current program to four Sweet 16s since 2010.
- Baylor is playing its 230th game as a ranked team in Drew's 17 seasons. BU was ranked in 2 of 2,197 games over the program's first 97 seasons prior to Drew. Since 2008-09, BU has been ranked in 227 of 409 games.
- In Drew's first 16 seasons at Baylor, 42 players have gone on to professional careers.

UP NEXT

- The Bears return home for the first of four consecutive Saturday home games. BU hosts TCU (Feb. 1), Oklahoma State (Feb. 8), West Virginia (Feb. 15) and Kansas (Feb. 22).

2019-20 BAYLOR BASKETBALL ROSTER

NO.	NAME	POS	HT	WT	CL.-EXP.	HOMETOWN/PREVIOUS SCHOOL
0	Flo Thamba	F	6-10	240	So.-1L	Kinshasa, Democratic Republic of Congo/Mountain Mission School
2	Devonte Bando	G	6-3	185	Sr.-1L	Mississauga, Ontario/Faith Baptist HS (Hutchinson [Kan.] CC)
5	Jordan Turner	G/F	6-7	195	Fr.-HS	Houston, Texas/Sunrise Christian
10	Adam Flagler	G	6-3	180	So.-%-TR	Duluth, Ga./Duluth HS (Presbyterian)
11	Mark Vital	G/F	6-5	230	RJr.-^2L	Lake Charles, La./Advanced Prep International
12	Jared Butler	G	6-3	190	So.-1L	Reserve, La./Riverside Academy
13	Jackson Moffatt	G/F	6-6	210	RFr.-SQ	Magnolia, Texas/Magnolia HS
15	Obim Okeke	G	6-0	225	Sr.-1L	Las Vegas, Nev./Bishop Gorman HS
23	Jonathan Tchamwa Tchatchoua	F	6-8	245	So.-%-TR	Douala, Cameroon/NBA Global Academy - Australia (UNLV)
24	Matthew Mayer	G/F	6-9	210	So.-1L	Austin, Texas/Westlake HS
25	Tristan Clark	F	6-10	245	Jr.-2L	San Antonio, Texas/Wagner HS
31	MaCio Teague	G	6-3	195	RJr.-^SQ	Cincinnati, Ohio/Walnut Hills HS (UNC Asheville)
33	Freddie Gillespie	F	6-9	245	RSr.-^1L	St. Paul, Minn./East Ridge HS (Carleton)
45	Davion Mitchell	G	6-2	195	RSo.-^SQ	Hinesville, Ga./Liberty County HS (Auburn)

^ - sat out 2016-17 as redshirt * - sat out 2017-18 as redshirt # - sat out 2018-19 as redshirt % - will sit out 2019-20 as transfer

COACHING & SUPPORT STAFF

Head Coach: Scott Drew (Butler, 1993), 17th season at Baylor (18th season as Division I head coach)
Associate Head Coach: Jerome Tang (Charter Oak State, 2007), 17th season at Baylor
Assistant Coach: Alvin Brooks III (Idaho State, 2002), 4th season at Baylor
Assistant Coach: John Jakus (Trinity International, 1999), 3rd season at Baylor
Special Assistant & Director of Player Development: Jared Nuness (Valparaiso, 2001), 10th season at Baylor
Special Assistant to the Head Coach: Bill Peterson (Eckerd, 1979), 3rd season at Baylor
Director of Basketball Operations: Aditya Malhotra (Baylor, 2006), 7th season at Baylor
Director of Video Operations: Ty Beard (Baylor, 2009), 3rd season at Baylor

BIG 12'S MOST WINS IN CONFERENCE CHALLENGES

- Baylor is 10-2 in conference challenges – 6-1 in Big 12/SEC Challenge, 3-1 in Big 12/Pac-10, 1-0 in Big 12/Big East.
- BU's 6-1 Big 12/SEC Challenge mark includes wins over Kentucky, Vanderbilt, Georgia, Ole Miss, Alabama and Florida.
- Baylor's 6-1 record is the best by any team in the Big 12/SEC Challenge. Kansas, Oklahoma and Oklahoma State are 5-2, while TCU and Texas Tech are 4-3, K-State, Texas and Iowa State are 3-4 and West Virginia is 2-5.
- Baylor's 10-2 record in conference challenges is best in the Big 12, followed by Oklahoma State at 8-4, Kansas and Oklahoma at 7-5, Texas and Iowa State at 6-6, K-State and Texas Tech at 5-7, TCU at 4-4 and West Virginia at 2-6.

NO. 1 FOR SECOND TIME IN PROGRAM HISTORY

- BU moved to No. 1 in the AP Top 25 on Jan. 20. It's the 2nd time BU has been the top-ranked team (Jan. 9, 2017).
- BU took the top spot in the Coaches Poll on Jan. 27, marking the 2nd time ranked No. 1 in both polls (Jan. 9, 2017).
- The Bears have been ranked in 13 straight weeks and moved up in the poll 9 straight weeks until reaching No. 1.
- After starting the 2016-17 season 15-0, Baylor climbed to No. 1 for the first time in program history on Jan. 9, 2017.
- BU lost at No. 10 WVU one day later, but rebounded with a win at No. 25 K-State that same week. Voters dropped BU to No. 6 on Jan. 16, 2017, and though BU climbed to No. 2 on Jan. 30, 2017, it was not able to regain the top spot.
- Baylor's streak of 13 consecutive weeks ranked in the AP Top 25 is the 5th-longest streak in program history – 25 polls in 2017-18, 22 in 2012-13, 17 in 2010-11, 15 in 2015-16 and 13 in 2019-20.
- Baylor was ranked No. 16 in the preseason AP Top 25 poll, which tied the 2nd-highest preseason ranking in BU history.
- BU has been in the preseason AP Top 25 in 7 of 10 seasons since the program's first preseason ranking in 2010-11.

SERIES HISTORY

- Wednesday is the 40th series meeting. Baylor has won 9 of the last 12 meetings, but trails 19-20 in the series.
- The home team has won 29 of 34 campus site games in the all-time series, and BU is 1-4 vs. ISU at neutral sites.
- Baylor has won 7 straight home games vs. Iowa State and 13 of 14 home games vs. ISU dating back to 2002.
- Since the Big 12 went to double round-robin play in 2012, the teams have split the regular-season series four times (2012, 2014, 2017, 2018), BU has swept three times (2015, 2016, 2019) and ISU has swept once (2013).
- Baylor is looking to sweep the regular-season series for the 4th time in the last 6 seasons (2015, 2016, 2019).

LAST TIME VS. IOWA STATE

- Baylor overcame a slow start to secure a 68-55 win over Iowa State in Waco on Jan. 15. The win extended Baylor's streak to 13 straight wins, and it improved Baylor to 4-0 in Big 12 play for the 4th time in program history.
- BU held all 10 Iowa State players to single-digit scoring, while **Jared Butler's** 19 points led a group of four Bears who reached double-figures. **Freddie Gillespie** had his 6th double-double of the year with 14 points and 11 boards.
- Iowa State's 55 points were its second-fewest this season and its fewest away from home since 2013.

NATION'S BEST FIVE WINS VS. AP TOP 25 TEAMS

- Baylor is the nation's only team with five wins vs. AP Top 25 teams. BU is 5-0 with home wins vs. No. 12 Arizona and No. 18 Butler, a neutral win vs. No. 17 Villanova and road wins at No. 22 Texas Tech and No. 3 Kansas.
- Three of those teams are currently top-16 ranked – No. 3 Kansas, No. 8 Villanova and No. 16 Butler.
- The Bears handed current No. 13 Butler its first loss this season – 53-52 in Waco on Dec. 10.
- BU held its opponent below 60 points in 4 of those wins – Arizona (58), Butler (52), Texas Tech (52), Kansas (55).
- Baylor led for 78% of game time in the 5 wins (156:36 of 200:00). BU's largest deficit in any of those games was 6 points – Butler (never trailed), Arizona (2 points), Villanova (6 points), Texas Tech (3 points), Kansas (5 points).

ELITE DEFENSIVE PERFORMANCES

- BU has held 5 high-major opponents to season-low scoring totals. BU held Arizona (58), Butler (52), Texas (44), Tech Tech (52) and Kansas (55) to season-low scores. The Bears also held Iowa State (55) to its 2nd-fewest points.
- The 55 points Baylor limited Kansas to were KU's fewest at Allen Fieldhouse since 2000.
- The 52 points BU limited Texas Tech to were Tech's fewest in a home game during the 4-year Chris Beard era.
- The 44 points Baylor held Texas to were its fewest in any game during the 5-year Shaka Smart era.
- Iowa State's 55 points were its second-fewest this season and the fewest by ISU away from home since 2013.

WINNING STREAK UP TO 16 STRAIGHT, SECOND-LONGEST IN BU HISTORY

- Baylor has won 16 consecutive games, one shy of the longest winning streak in program history (17 in 2011-12).
- BU has had 8 double-digit winning streaks in program history – 17 in 2011-12, 16 in 2019-20, 15 in 2016-17, 13 in 1946, 12 in 2000-2001, 11 in 1947-48, 11 in 1996 and 11 in 2013.
- The current 16-game streak includes 5 wins vs. ranked opponents, 5 road games and 3 neutral-site games.
- BU has won 6 straight Big 12 games in the same year for first time and is off to a 6-0 start in conference play for the first time since starting 10-0 in the 1948 Southwest Conference.

SUCCESS ACROSS BAYLOR ATHLETICS DEPARTMENT

- Baylor is the nation's only school with top-25 ranked teams in football, men's and women's basketball and volleyball.
- Those four sports have a combined 75-7 record this season – FB 11-3, MBB 17-1, WBB 17-1, VB 30-2 (thru 1/27/20).
- The BU Volleyball team finished ranked No. 3, advanced to the its first Final Four and won its first Big 12 title.
- Baylor Football finished No. 12 nationally at 11-3. The Bears played in the Big 12 Championship and Sugar Bowl.
- Baylor Men's Basketball is ranked No. 1 nationally at 17-1 with its lone loss by 3 points to Washington.
- Baylor Women's Basketball is ranked No. 1 nationally at 17-1 with its lone loss against No. 5 South Carolina.



SCOTT DREW
HEAD COACH
17TH SEASON AT BAYLOR

THE DREW FILE

PERSONAL

Birthdate: Oct. 23, 1970
Birthplace: Kansas City, Mo.
Family: Wife, Kelly; daughter Mackenzie, sons Peyton and Brody

EDUCATION

College: Butler, 1993; Valparaiso, 1994 (Master's)

COACHING EXPERIENCE

1993-01 Valparaiso (assistant coach)
2001-02 Valparaiso (associate head coach)
2002-03 Valparaiso (head coach)
2003-pres. Baylor (head coach)

THE DREW WORKSHEET

YEAR	SCHOOL	OVERALL	CONF.
2002-03	Valparaiso	20-11	12-2
2003-04	Baylor	8-21	3-13
2004-05	Baylor	9-19	1-15
2005-06‡	Baylor	4-13	4-12
2006-07	Baylor	15-16	4-12
2007-08	Baylor ¹	21-11	9-7
2008-09	Baylor ²	24-15	5-11
2009-10	Baylor ¹	28-8	11-5
2010-11	Baylor	18-13	7-9
2011-12	Baylor ¹	30-8	12-6
2012-13*	Baylor ²	23-14	9-9
2013-14	Baylor ¹	26-12	9-9
2014-15	Baylor ¹	24-10	11-7
2015-16	Baylor ¹	22-12	10-8
2016-17	Baylor ¹	27-8	12-6
2017-18	Baylor ²	19-15	8-10
2018-19	Baylor ¹	20-14	10-8
2019-20	Baylor	17-1	6-0
TOTAL	18th season	353-221	141-149
BAYLOR	17th season	333-210	129-147

‡ Baylor played no non-conference schedule due to NCAA sanctions.
* Two of Baylor's wins were credited to interim head coach Jerome Tang.
¹ NCAA Tournament Appearances | ² NIT Appearances

DREW VS. 2019-20 OPPONENTS

OPPONENT	CAREER
Arizona	2-0
Butler	1-0
Central Arkansas	2-0
Coastal Carolina	1-0
Florida	1-1
Iowa State	15-13
Jackson State	9-0
Kansas	5-24
Kansas State	11-16
Maryland-Eastern Shore	2-0
Ohio	1-0
Oklahoma	13-22
Oklahoma State	18-16
Texas	17-21
TCU	12-3
Texas State	2-0
Texas Tech	19-13
UT-Martin	1-0
Villanova	1-0
Washington	0-1
West Virginia	10-7
CAREER W-L TOTAL	353-221

MISCELLANEOUS STATISTICS

Current Streak.....	Won 16
Current Home Streak.....	Won 9
Current Road/Neutral Streak.....	Won 8
Last Win.....	Jan. 25 at Florida (72-61)
Last Home Win.....	Jan. 20 vs. Oklahoma (61-57)
Last Away Win.....	Jan. 25 at Florida (72-61)
Last Loss.....	Nov. 8 vs. Washington (64-67)
Last Home Loss.....	March 6 vs. Oklahoma State (64-67)
Last Away Loss.....	Nov. 8 vs. Washington (64-67)

2019-20 RECORD BY STARTING LINEUP

Mitchell (g), Butler (g), Teague (g), Vital (f), Gillespie (f).....	12-0
Mitchell (g), Butler (g), Teague (g), Clark (f), Gillespie (f).....	5-1

RECORD WHEN...

	2019-20		DREW
	ALL	B12	ERA
Leading or tied at halftime	14-1	5-0	268-47
Trailing at halftime	3-0	1-0	67-163
Shoot 50 percent or higher	4-0	0-0	153-12
Shoot lower than 50 percent	13-1	6-0	182-198
Shoot higher pct than opponent	11-0	4-0	288-29
Shoot lower percentage than opp	6-1	2-0	47-181
Opp. shoot lower than 50 percent	15-1	6-0	316-113
Opp. shoot 50 percent or higher	2-0	0-0	19-97
Score fewer than 60 points	3-0	2-0	15-50
Score 60-plus points	14-1	4-0	320-160
Score 70-plus points	10-0	1-0	278-68
Score 80-plus points	4-0	0-0	139-12
Score 90-plus points	2-0	0-0	59-3
Score 100-plus points	1-0	0-0	21-0
Opp. score fewer than 50 points	2-0	1-0	35-1
Opp. score fewer than 60 points	9-0	4-0	124-9
Opp. score fewer than 70 points	16-1	5-0	238-54
Opp. score fewer than 80 points	16-1	5-0	316-141
Opp. score 80-plus points	0-0	0-0	19-69
Opp. score 90-plus points	0-0	0-0	3-19
More rebounds than opponent	12-0	4-0	256-79
Equal/fewer rebounds than opp.	5-1	2-0	79-131
40+ rebounds	8-0	4-0	133-32
Fewer than 40 rebounds	9-1	2-0	202-178
Fewer turnovers than opp.	11-1	3-0	168-67
Equal/more turnovers than opp.	6-0	3-0	167-143
Games decided by 5 or fewer pts	4-1	2-0	71-61
OT games	0-0	0-0	19-5
Games as AP ranked team	17-1	6-0	165-64
Games vs. AP ranked opponents	5-0	2-0	46-99
Games following a loss	2-0	0-0	108-96
Games following a win	15-1	6-0	226-114
More points in paint than opp.	14-0	5-0	238-85
Equal/fewer pts in paint than opp.	3-1	1-0	97-125
More points off TO than opp.	13-1	4-0	203-71
Equal/fewer pts off TO than opp.	4-0	2-0	132-139
More bench points than opp.	11-1	4-0	196-106
Equal/fewer bench points than opp.	6-0	2-0	139-104
More 2nd-chance points than opp.	11-0	5-0	194-109
Equal/fewer 2nd-ch. pts than opp.	6-1	1-0	141-101
Playing in November	5-1	0-0	77-15
Playing in December	5-0	0-0	78-19
Playing in January	7-0	6-0	75-63
Playing in February	0-0	0-0	60-68
Playing in March	0-0	0-0	43-44
Playing in April	0-0	0-0	2-1

SECOND-MOST WINS AMONG BIG 12 TEAMS SINCE 2011-12

- Baylor's 208-94 record since 2011-12 trails only Kansas (252-63) among Big 12 teams (thru 1/26/20).
- Iowa State (192-103) is 3rd, West Virginia (185-113) is 4th, Kansas State (179-112) is 5th, Oklahoma (174-111) is 6th, Texas (163-130) is 7th, Oklahoma State (154-130) is 8th, Texas Tech (153-131) is 9th and TCU (149-140) is 10th.
- Baylor has averaged 24 wins per season over the last seven seasons since 2011-12.

INDIVIDUAL PLAYER RANKINGS

- **Jared Butler** has led BU in scoring in 11 of 18 games this season. He ranks top-11 in the Big 12 in scoring (3rd, 15.8), FT% (3rd, .843), 3FGs (6th, 2.5/gm), 3FG% (6th, .388), FG% (9th, .426), steals (12th, 1.4) and assists (11th, 3.1).
- **Freddie Gillespie** ranks top-55 nationally in offensive rebounding (5th; 4.1), blocks per game (34th; 2.2), double-doubles (48th; 7) and rebounds per game (53rd; 9.2). He leads the Big 12 in offensive rebounding and double-digit rebound games (10), ranks tied for 3rd in double-doubles (7), 3rd in blocks per game (2.2) and 4th in rebounds per game (9.2).
- **MaCio Teague** is 11th in the Big 12 in scoring (13.8), 2nd in FT% (.861), 9th in 3FGs (2.0/gm), 10th in 3FG% (.330), 10th in minutes (32.0) and 20th in rebounding (4.8).
- **Mark Vital** ranks 4th in the Big 12 in steals (1.8), 14th in blocks (0.8) and 12th in rebounding (6.2).

FOUR GUARDS LEAD BEARS TO BIG 12/SEC CHALLENGE WIN AT FLORIDA

- Baylor avenged its lone loss in 7 all-time Big 12/SEC Challenge games with a 72-61 win at Florida on Jan. 25.
- The Bears returned to Florida two years after suffering their only loss in the Big 12/SEC Challenge in 2018.
- Baylor trailed 17-9 early, but closed the first half on a 31-12 run and led by at least 9 points the rest of the game.
- **Devonte Bando** posted 16 points off the bench, as BU's four guards all scored in double-figures, totaling 54 points.
- Baylor improved to 6-1 in the challenge, the best of any team in either league. The win kept the trophy at the Big 12 office, as BU's victory in the final game of the day secured a 5-5 split, keeping the trophy with last year's winner.

BEARS DEFEAT OKLAHOMA IN FIRST-EVER HOME GAME AS NO. 1-RANKED TEAM

- Baylor took an 11-point halftime lead and led for the final 31 minutes in a 61-57 win over Oklahoma on Jan. 20.
- The Bears led 59-51 with 1:30 remaining, but OU hit consecutive 3-pointers to cut it to 59-57 with 42 seconds remaining. After a Baylor turnover, OU missed a potential go-ahead 3-pointer with 6 seconds left.
- Baylor shot only 35% from the field (22-63), but the Bears improved to 4-0 in games shooting 35% or worse. BU has wins against Arizona (.304), Butler (.350), Texas (.313) and Oklahoma (.349) when shooting .350 or lower.
- **Freddie Gillespie** notched his 7th double-double of the season with 12 points and a career-high 15 rebounds.

BEARS FIGHT BACK FROM 12-POINT DEFICIT TO WIN IN STILLWATER

- Baylor overcame a slow start to win 75-68 in Stillwater on Jan. 18. OSU took a 36-27 lead at the break and led 47-35 with 14 minutes left, but BU went on an 18-4 run to take its first lead of the game.
- The Bears got a season-high 16 points from **Devonte Bando**, including 14 in the 2nd half (4-4 3FGs, 2-2 FTs).
- BU trailed for 30:13 of game time, the first time all season the Bears trailed more than they led (7:36).

SECOND-HALF SURGE LEADS BEARS TO WIN VS. IOWA STATE

- Baylor overcame a slow start to secure a 68-55 win over Iowa State in Waco on Jan. 15. The win extended Baylor's streak to 13 straight wins, and it improved Baylor to 4-0 in Big 12 play for the 4th time in program history.
- BU held all 10 Iowa State players to single-digit scoring, while **Jared Butler's** 19 points led a group of four Bears who reached double-figures. **Freddie Gillespie** had his 6th double-double of the year with 14 points and 11 boards.
- Iowa State's 55 points were its second-fewest this season and its fewest away from home since 2013.

BEARS DITCH MONKEY WITH CONVINCING WIN AT NO. 3 KANSAS

- Baylor broke through for its first win at Kansas (in its 18th attempt) and its first road win against a top-5 team (in its 23rd attempt) by knocking off No. 3 Kansas, 67-55, at Allen Fieldhouse on Jan. 11.
- The 55 points scored by Kansas matched its fewest in a home game since 2000.
- BU trailed 20-15 with 8 minutes left in the first half, then closed the half on a 22-4 run to take a 37-24 lead to the break. Kansas would cut the deficit to 5 points with 13 minutes left, but couldn't get any closer.
- **Jared Butler** scored 10 straight BU points in the final 8 minutes, and BU led by double-digits the rest of the way.

BEARS NOTCH FOURTH RANKED VICTORY AT NO. 22 TEXAS TECH

- Baylor held No. 22 Texas Tech to a season-low 52 points in a 57-52 win in Lubbock on Jan. 7.
- The 52 points were the fewest scored in a home game by a Chris Beard-coached team in his 5-year collegiate career.
- Baylor out-rebounded Texas Tech 44-25, grabbing more of its own misses than Tech (17 offensive rebounds vs. Tech's 15 defensive rebounds) and turning 17 offensive boards into 15 second-chance points.
- **Davion Mitchell** had a team-high 14 points on 6-of-10 from the field. **Mark Vital** had 8 points, 13 rebounds and 3 steals, and **Freddie Gillespie** chipped in 9 points, 10 rebounds (7 offensive) and 2 blocks.

ELITE DEFENSE KEYS WIN IN BIG 12 OPENER VS. TEXAS

- Baylor held Texas to 44 points in a 59-44 victory in both teams' Big 12 opener on Jan. 4 in Waco.
- The 44 points were the fewest by a Shaka Smart-coached team in his 11-year collegiate career and the fewest by any Texas team since scoring 41 vs. Georgetown on Dec. 4, 2012.
- It was the best defensive performance by a BU team in Big 12 play since holding K-State to 42 points in 2015.
- **MaCio Teague** had a game-high 21 points, including 9-of-9 at the free throw line.

BU DEFEATS NO. 18 BUTLER IN INAUGURAL BIG 12/BIG EAST BATTLE

- Baylor defeated No. 18 Butler 53-52 in the inaugural Big 12/Big East Battle on Dec. 10 in Waco.
- The Bears won despite scoring only 53 points and shooting 35 percent from the field.
- Baylor's 53 points were its fewest in a win since a 51-40 victory over TCU on Jan. 12, 2012.
- BU built a 16-point first-half lead and never trailed in the game. Butler cut the BU lead to 53-52 with 1:14 remaining, but **Mark Vital** blocked the potential go-ahead layup off of Butler's Kamar Baldwin to secure the win.

BEARS KNOCK OFF NO. 12 ARIZONA TO COMPLETE HOME-AND-HOME SWEEP

- Baylor improved to 2-0 vs. ranked teams by recording a 63-58 win over No. 12 Arizona on Dec. 7.
- The Bears held Arizona to a .269 field goal percentage (14-52), the Wildcats lowest in a game since at least 2000.
- BU won despite shooting only .304 from the field (17-56). The Bears out-rebounded Arizona 40-33, had 12 assists to Arizona's 7 assists and made 6-of-24 from 3-point range against Arizona's 2-of-11 from downtown.
- **MaCio Teague** led the Bears with 19 points, while **Freddie Gillespie** posted career-highs of 17 points, 13 rebounds, 5 blocks and 36 minutes. **Mark Vital** recorded a +17 plus-minus in just 14 minutes off the bench.
- **Gillespie** earned his career-first Big 12 Player of the Week honor two days after the win.
- The win completed Baylor's home-and-home sweep against Arizona following a 58-49 win in Tucson last season.

WIN OVER NO. 17 VILLANOVA GIVES BEARS MYRTLE BEACH INVITATIONAL TITLE

- Baylor claimed the Myrtle Beach Invitational title with wins vs. Ohio, at Coastal Carolina and vs. No. 17 Villanova.
- **Jared Butler** earned MVP honors after scoring 10 points in the final 6 minutes of the championship game, and he was joined on the All-Tournament Team by **MaCio Teague**, who led the Bears with 18.7 ppg in the tournament.
- **Davion Mitchell** averaged 12.3 points in the tournament after entering with a career single-game high of 10 points.
- BU overcame an early 7-point deficit on its way to a 76-53 win over Ohio in the quarterfinals, led by Butler's 19 points.
- The Bears trailed by 8 points with 15 minutes left at Coastal Carolina, but rallied to win 77-65 in the semifinals.
- The championship game vs. No. 17 Villanova featured 18 lead changes, but Baylor closed the game on a 23-12 run over the final 6 minutes to claim an 87-78 win. The Bears made 6-of-9 3-pointers in the 2nd half.

GILLESPIE GROWING INTO STARTING ROLE

- **Freddie Gillespie** has started 27 of the last 30 games since entering the starting lineup on Feb. 9, 2019 vs. K-State.
- Gillespie did not play in 8 of 9 games immediately preceding Tristan Clark's injury last year, but he joined the rotation for the first game without Clark on Jan. 12, and he became a starter 8 games later (started 9 of final 12 games).
- Gillespie was named Big 12 Player of the Week on Dec. 9 after recording then-career-highs of 17 points, 13 rebounds, 5 blocks and 36 minutes played in the Bears' win over No. 12 Arizona two days prior.
- Gillespie has 7 double-doubles this season and leads the Big 12 with 10 double-digit rebounding games.
- Gillespie ranks 14th nationally in KenPom's offensive efficiency (128.1). He's 5th nationally in offensive rebounding (4.1), 34th nationally in blocks (2.2), 48th nationally in double-doubles (7) and 53rd nationally in rebounding (9.2).

BUTLER TAKING OVER

- **Jared Butler** has led Baylor in scoring in 11 of 18 games this season after doing so in 6 of 34 games last year.
- Butler had 30 points in the season-opener vs. UCA, the 2nd-most of his career (31 at Kansas on March 9, 2019), and he has 3 more 20-point games – 22 vs. Villanova, 20 vs. UMEs and 22 at Kansas.
- Butler ranks top-12 in the Big 12 in scoring (3rd, 15.8), 3-pointers (6th, 2.5/gm), free throw percentage (3rd, .843), 3-point percentage (6th, .388), field goal percentage (9th, .426), assists (11th, 3.1) and steals (12th, 1.4).
- Butler has scored at least 12 points in 14 of 18 games this season (12+ points in 13 of 34 games last season).
- Butler was named Myrtle Beach Invitational MVP and has twice been Big 12 Player of the Week (Nov. 25, Jan. 13).

TEAGUE CONTINUING STREAKS

- **MaCio Teague** has played in 85 consecutive games and made 81 consecutive starts during 3 collegiate seasons (2016-17 & 2017-18 at UNC Asheville, 2019-20 at Baylor). He has started all but one game (Nov. 20, 2016).
- Teague has made at least one 3-pointer in 41 of his last 43 games, with the lone exceptions going 0-for-2 at Texas Tech and 0-for-2 vs. Iowa State. He's made multiple 3-pointers in 33 of his last 43 games.
- Teague ranks 11th in the Big 12 in scoring (13.8), 2nd in free throw percentage (.861), 9th in 3-pointers (2.0/gm), 10th in 3-point percentage (.330), 10th in minutes (32.0) and 20th in rebounding (4.8).
- Baylor is 14-0 this season when Teague scores 10+ points. He had 8 points in BU's lone loss to Washington.
- Teague led the Bears with 18.7 points per game at the Myrtle Beach Invitational, earning All-Tournament honors.

MITCHELL SETTLING INTO STARTING POINT GUARD ROLE

- **Davion Mitchell** has started all 18 games this season after coming off the bench in all 34 games during his freshman season at Auburn (2017-18). He needed only 14 games to pass his freshman season scoring total (126).
- Mitchell has scored in double-figures in 7 of the last 9 games after doing so in 4 of his first 43 collegiate games.
- Mitchell has made a 3-pointer in 13 of the last 14 games and is shooting 38% on 3FGs in that stretch (21-of-56). Prior to the 13-game stretch, he shot .264 (19-of-72) from downtown over his first 38 collegiate games.

TWENTY-EIGHT WINS VS. RANKED TEAMS IN LAST FIVE SEASONS

- Baylor has gone 28-32 against ranked teams since the start of the 2014-15 season (5-0 this season).
- BU is 46-72 against AP-ranked teams since 2007-08 after going 17-122 in the program's first 101 seasons.
- Baylor has won multiple games vs. AP Top 25 teams in each of the last 13 seasons. The Bears have defeated at least five ranked teams in five of the last seven seasons dating back to 2013-14.

DOUBLE-FIGURE GAMES

POINTS	19-20	CAREER
Jared Butler	15	32
MaCio Teague	14	68 (54 at UNC Asheville)
Freddie Gillespie	10	28 (14 at Carleton)
Davion Mitchell	9	11 (2 at Auburn)
Devonte Bando	6	18
Mark Vital	4	22
Matthew Mayer	2	7
Tristan Clark	1	22
Flo Thamba	1	1

REBOUNDS	19-20	CAREER
Freddie Gillespie	10	21 (9 at Carleton)
Mark Vital	2	11
MaCio Teague	1	4 (3 at UNC Asheville)
Tristan Clark	–	3

DOUBLE-DOUBLES	19-20	CAREER
Freddie Gillespie	7	12 (4 at Carleton)
MaCio Teague	1	4 (3 at UNC Asheville)
Mark Vital	–	2
Tristan Clark	–	3

20+ POINTS	19-20	CAREER
Jared Butler	4	6
MaCio Teague	2	22 (20 at UNC Asheville)
Tristan Clark	–	2
Devonte Bando	–	2
Freddie Gillespie	–	1 (1 at Carleton)

30+ POINTS	19-20	CAREER
Jared Butler	1	2
MaCio Teague	–	2 (2 at UNC Asheville)

ACTIVE STREAKS**CONSECUTIVE STARTS**

81	MaCio Teague (63 at UNC Asheville)
37	Jared Butler
18	Freddie Gillespie, Davion Mitchell
10	Mark Vital

CONSECUTIVE GAMES PLAYED

85	MaCio Teague (67 at UNC Asheville)
77	Mark Vital
52	Devonte Bando, Jared Butler
52	Davion Mitchell (34 at Auburn)
38	Freddie Gillespie
22	Matthew Mayer
1	Flo Thamba

CONSECUTIVE GAMES WITH 3-POINTER

3	Devonte Bando, MaCio Teague
2	Davion Mitchell
1	Jared Butler, Matthew Mayer

CONSECUTIVE GAMES WITH 10+ POINTS

2	Davion Mitchell, MaCio Teague
1	Devonte Bando, Jared Butler

PARTICIPATION

CAREER STARTS

84	MaCio Teague (66 at UNC Asheville)
64	Mark Vital
52	Freddie Gillespie (23 at Carleton)
50	Tristan Clark
39	Jared Butler
18	Davion Mitchell
7	Devonte Bando

CAREER GAMES PLAYED (NCAA)

85	MaCio Teague (67 at UNC Asheville)
85	Mark Vital
75	Freddie Gillespie (31 at Carleton)
61	Tristan Clark
52	Davion Mitchell (34 at Auburn)
52	Devonte Bando
52	Jared Butler
51	Matthew Mayer
47	Flo Thamba
21	Obim Okeke
4	Jackson Moffatt

LARGEST LEADS & DEFICITS

	W/L	HALFTIME	LARGEST	LARGEST
	SCORE	MARGIN	LEAD	DEFICIT
Central Ark.	W, 105-61	+21 (53-32)	+44	—
vs. Washington	L, 64-67	+7 (31-24)	+13	-3
Texas State	W, 72-63	— (30-30)	+18	-2
vs. Ohio	W, 76-53	+13 (36-23)	+24	-7
at CCU	W, 77-65	-2 (37-39)	+15	-9
vs. Villanova	W, 87-78	-3 (38-41)	+9	-6
UMES	W, 78-46	+17 (38-21)	+34	—
Arizona	W, 63-58	+11 (35-24)	+18	-2
Butler	W, 53-52	+10 (34-24)	+16	—
vs. UT Martin	W, 91-63	+8 (38-30)	+36	-1
Jackson St.	W, 83-57	+24 (48-24)	+32	-1
Texas	W, 59-44	+13 (36-23)	+16	-1
at Texas Tech	W, 57-52	+3 (21-18)	+8	-3
at Kansas	W, 67-55	+13 (37-24)	+17	-5
Iowa State	W, 68-55	+5 (30-25)	+20	-2
at Oklahoma St.	W, 75-68	-9 (27-36)	+7	-12
Oklahoma	W, 61-57	+11 (35-24)	+11	-1
at Florida	W, 72-61	+11 (40-29)	+19	-8

GAME TRENDS

	W/L	TIME	TIME	TIME
	SCORE	LEADING	TRAILING	TIED
Central Ark.	W, 105-61	39:35	—	0:25
vs. Washington	L, 64-67	36:27	1:42	1:51
Texas State	W, 72-63	33:01	1:57	5:02
vs. Ohio	W, 76-53	29:44	5:43	4:33
at CCU	W, 77-65	19:07	17:11	3:42
vs. Villanova	W, 87-78	20:22	14:22	5:16
UMES	W, 78-46	39:40	—	0:20
Arizona	W, 63-58	36:01	3:34	0:25
Butler	W, 53-52	39:29	—	0:31
vs. UT Martin	W, 91-63	39:25	0:13	0:22
Jackson St.	W, 83-57	34:26	1:00	4:34
Texas	W, 59-44	38:00	1:04	0:56
at Texas Tech	W, 57-52	29:59	4:33	5:28
at Kansas	W, 67-55	30:46	7:56	1:18
Iowa State	W, 68-55	34:05	2:35	3:20
at Oklahoma St.	W, 75-68	7:36	30:13	2:11
Oklahoma	W, 61-57	37:03	0:26	2:31
at Florida	W, 72-61	26:37	10:44	2:39
TOTAL		571:23	103:13	45:24

NON-CONFERENCE HIGHLIGHTS

- The Bears recorded double-digit non-conference wins for the 6th time in the last 7 years this season.
- Baylor is 12-5 vs. the Pac-12 during the Drew era, 11-1 against the Big East during the Drew era and 16-10 against the SEC during the Drew era, including 11-5 since 2012-13 and 6-1 in the Big 12/SEC Challenge.
- Baylor is 47-11 in games against non-Big 12 teams over the last 4 seasons, including home wins against No. 4 Oregon, No. 7 Xavier, No. 12 Arizona, No. 18 Butler, Oregon and Alabama, neutral site wins vs. No. 10 Louisville, vs. No. 17 Villanova, vs. No. 24 Michigan State, vs. VCU, vs. USC, vs. Wisconsin, vs. Creighton and vs. Syracuse and road wins at Arizona, at Ole Miss and at Florida.

BREAKTHROUGH IN BIG 12

- BU is 105-77 in Big 12 play in 11 seasons since 2010 after going 59-149 in the league's first 13 seasons.
- BU is 119-94 in Big 12 play in 13 seasons since 2008 after going 45-131 in the league's first 11 seasons.
- Baylor is 37-38 in Big 12 road games since 2012, second-best in the league behind only Kansas (47-24).
- BU has recorded double-digit Big 12 wins in 4 of the last 5 and 6 of the last 10 seasons.
- BU has won 8+ Big 12 games in 8 straight seasons after winning 8+ just 3 times in the league's first 15 years.

A WIN WOULD ...

- Extend Baylor's winning streak to 17 games, tying the program record 17-0 start to the 2011-12 season.
- Tie the best 19-game start in program history (18-1 in 2016-17)
- Be Baylor's 4th win in its last 6 trips to Ames after starting 0-12 before its first win in Ames in 2015.
- Square the all-time series at 20-20, and make Baylor 16-13 vs. ISU in the Drew era and 4-14 in Ames.
- Make Baylor 4-1 all-time when playing as the nation's top-ranked team (1-1 in 2017, 3-0 in 2020).
- Be Drew's 334th win at Baylor and improve Baylor's record to 300-141 since 2007-08.
- Improve Baylor's record to 21-7 all-time when playing as an AP Top 5 team.

BIG 12'S SECOND-BEST ROAD MARK SINCE 2012

- Baylor is 37-38 in Big 12 road games since 2012, 2nd-best in the league behind only Kansas (48-27) thru 1/24/20.
- BU is 28-29 in Big 12 road games since 2014, which is also second-best in the league behind only Kansas (35-22).

LAST 9 YEARS (2012-PRES.)

Kansas — 48-27
Baylor — 37-38
Kansas State — 30-45
West Virginia — 26-40
Iowa State — 26-49
Oklahoma — 22-53
Texas — 20-55
Oklahoma State — 20-55
Texas Tech — 15-60
TCU — 9-57

LAST 7 YEARS (2014-PRES.)

Kansas — 35-22
Baylor — 28-29
West Virginia — 23-34
Kansas State — 19-38
Iowa State — 19-38
Oklahoma — 18-39
Texas — 15-42
Texas Tech — 14-43
Oklahoma State — 14-43
TCU — 9-48

PICKED 2ND IN BIG 12 PRESEASON COACHES POLL

- Baylor was picked second in the 2020 Big 12 Preseason Coaches Poll, tying 2013 for the best in program history.
- Baylor (71 points) was projected behind only Kansas (80). Texas Tech (62) was third, followed by Texas (57), West Virginia (45), Oklahoma State (42), Iowa State (30), Oklahoma (29), Kansas State (23) and TCU (11).
- BU was projected to finish 9th last season, but the Bears overcame injuries to four projected starters to finish 4th.

EIGHT CONSECUTIVE POSTSEASON BERTHS

- Baylor is on a school-record streak of eight consecutive postseason berths, surpassing the total number of postseason berths in the program's 97 seasons prior to the **Scott Drew** era.
- Baylor is 1 of 14 teams to appear in every postseason since 2012, joining Cincinnati, Duke, Gonzaga, Iona, Kansas, Kentucky, Michigan State, New Mexico State, North Carolina, Oregon, Saint Mary's, Virginia and Wichita State.
- BU earned NCAA Tournament bids in 2012, 2014, 2015, 2016, 2017 and 2019 and NIT bids in 2013 and 2018.
- Baylor has made postseason appearances in 11 of 12 seasons since 2008. Prior to that, Baylor's only postseason berths were in 1946 (NCAA), 1948 (NCAA), 1950 (NCAA), 1987 (NIT), 1988 (NCAA), 1990 (NIT) and 2001 (NIT).
- Baylor is 21-10 in postseason national tournaments during the Drew era after going 3-9 prior to Drew's arrival.

PROTECTING HALFTIME LEADS

- Baylor is 46-4 in its last 50 games when leading at the half, including 15-3 last season and 15-0 in 2017-18.
- Baylor has won 89% of its games (161-20) when leading at the half since 2011-12 (13-1 in 2019-20, 15-3 in 2018-19, 15-0 in 2017-18, 18-3 in 2016-17, 18-2 in 2015-16, 21-7 in 2014-15, 18-2 in 2013-14, 17-1 in 2012-13 and 26-1 in 2011-12).
- BU has won 39% of games in which its been tied or trailing at the half since 2011-12, going 47-74 in those.

POINT GUARDS THRIVE IN DREW'S SYSTEM

- Eight of Baylor's nine starting point guards during the **Scott Drew** era have earned All-Big 12 recognition.
- Baylor's starting point guard has earned All-Big 12 recognition in 14 of 15 seasons since 2004-05.
- Makai Mason (2019), Manu Lecomte (2017, 2018), Lester Medford (2016), Kenny Chery (2014, 2015), Pierre Jackson (2012, 2013), Tweety Carter (2010), Curtis Jerrells (2007, 2008, 2009) and Aaron Bruce (2005, 2006, 2007) have earned All-Big 12 recognition.

PROGRAM HIGHLIGHTS

- Drew is in his 17th season at Baylor and is the school's all-time wins leader (333).
- Baylor has had a nation-leading four players selected in the NBA Draft since 2010 who weren't ranked in the ESPN100 out of high school — Quincy Acy, Ekpe Udoh, Pierre Jackson and Taurean Prince.
- Drew has graduated 49 players during his Baylor tenure, averaging more than 3 graduates per season.
- The Bears have advanced to postseason play in a school-record eight straight seasons (6 NCAA, 2 NIT).
- Baylor is 23-4 in regular-season tournaments since 2013-14, including 4 regular-season tournament titles.
- Drew has won 20+ games in 10 of the last 12 years — the Bears had 3 seasons of 20+ wins prior to his arrival.

FIVE NCAA TOURNAMENT APPEARANCES IN LAST SIX SEASONS

- Baylor appeared in the NCAA Tournament for the fifth time in the last six seasons in 2019.
- BU is 1 of 22 teams (1 of 15 in Power-5) to appear in five NCAA Tournaments since 2014, joining Arizona, Cincinnati, Duke, Gonzaga, Iowa State, Kansas, Kentucky, Michigan, Michigan State, New Mexico State, North Carolina, Oklahoma, Oregon, Providence, Purdue, VCU, Villanova, Virginia, Wichita State, Wisconsin and Xavier.

42 PRO PLAYERS IN DREW ERA

- In Scott Drew's 16 years at Baylor, 42 of his players have gone on to professional careers.
- Five of Drew's players were in the NBA last season, and they all graduated from Baylor — Quincy Acy (Suns), Johnathan Motley (Clippers), Royce O'Neale (Jazz), Taurean Prince (Hawks) and Ekpe Udoh (Jazz).
- A complete list of pro players from the Drew era is on page 159 of the 2019-20 men's basketball media almanac.

GRADUATING 91 PERCENT OF SENIORS

- Since **Scott Drew** took over the Baylor Basketball program in 2003, 32 of 35 scholarship players who have played their fourth years of collegiate eligibility under Drew have graduated from Baylor.
- Players recruited by Drew to graduate at Baylor: Tim Bush, Patrick Fields, Aaron Bruce, Mamadou Diene, Delbert Simpson, Curtis Jerrells, Henry Dugat, Kevin Rogers, Tweety Carter, Josh Lomers, Ekpe Udoh, Fred Ellis, Quincy Acy, Anthony Jones, J'mison Morgan, A.J. Walton, Cory Jefferson, Brady Heslip, Gary Franklin, Kenny Chery, Royce O'Neale, Lester Medford, Rico Gathers, Taurean Prince, Al Freeman, Johnathan Motley, Ishmail Wainright, Manu Lecomte, Jo Lual-Acuil Jr., Nuni Omot, Jake Lindsey and King McClure.

PLAYER DEVELOPMENT — FROM UNRANKED TO NBA DRAFT PICKS

- Baylor has had a nation-leading four players selected in the NBA Draft since 2010 who weren't ranked in the ESPN100 out of high school.
- The only other schools with three such players were Colorado, Marquette, Missouri, New Mexico and Connecticut.
- Baylor developed **Quincy Acy, Ekpe Udoh, Pierre Jackson** and **Taurean Prince** into NBA Draft picks after joining the program as unranked recruits.

HISTORY OF DEVELOPMENT WITH REDSHIRTS

- Baylor has a track record of success when players redshirt under Scott Drew. **Ekpe Udoh, Johnathan Motley, Cory Jefferson, Brady Heslip, Jo Lual-Acuil Jr.** and **Manu Lecomte** have all gone on to professional careers after redshirting.
- **Mark Vital, Freddie Gillespie, MaCio Teague** and **Davion Mitchell** have all redshirted while at Baylor.
- **Adam Flagler** and **Jonathan Tchamwa Tchatchoua** are both redshirting this season while sitting out to satisfy NCAA transfer rules, while freshman **Jordan Turner** has elected to redshirt.

OFFENSIVE REBOUNDING BECOMING A BAYLOR STAPLE

- Baylor has ranked top-10 nationally in offensive rebounding percentage in every season since 2013-14, including five times ranked in the nation's top-4. The Bears only cracked the top-20 once in Drew's first 10 years.
- Baylor's 7-year streak is the nation's best, and West Virginia (6 years) is the only other team with a 3+ year streak.
- The Bears currently rank 5th nationally in offensive rebounding percentage (37.6) in 2019-20.
- Baylor finished ranked No. 2 nationally in 2018-19, No. 9 in 2017-18, No. 3 in 2016-17, No. 4 in 2015-16, No. 1 in 2014-15 and No. 3 in 2013-14. Prior to that top-10 streak, BU's best rank was No. 16 in 2011-12.

BAYLOR BASKETBALL ON THE RADIO

- Baylor basketball is aired live via the Baylor Sports Network from Learfield IMG College on ESPN Central Texas and flagship station 1660AM ESPN Radio (KRZI) in Waco and worldwide on Sirius/XM Radio.
- Games are broadcast by the "Voice of the Bears" John Morris, who was named NSMA 2019 Texas co-Sportscaster of the Year on Jan. 13, 2020, and former Baylor basketball standout Pat Nunley.
- Morris is in his 36th year doing Baylor broadcasts, while Nunley is in his 39th season as color analyst.
- Dave Rosselli enters his 3rd season filling in when Morris slides over to the TV broadcast.
- All of Baylor's games can be heard live on the Internet at www.BaylorBears.com and via the TuneIn App.

SPECIALTY STATISTICS

[PP - Paint; POT - Turnovers; 2nd - Second chance; BP - Bench]

	[BAYLOR-OPPONENT]			
OPPONENT	PP	POT	2ND	BP
Central Arkansas	40-26	21-13	21-6	33-8
vs. Washington	14-30	17-12	2-4	17-3
Texas State	32-22	21-17	10-7	16-27
vs. Ohio	34-20	22-9	17-13	13-10
at Coastal Carolina	30-24	19-8	4-10	23-19
vs. Villanova	36-34	13-4	11-11	18-18
UMES	30-16	16-11	11-9	32-25
Arizona	18-22	9-13	9-3	8-9
Butler	24-20	17-7	8-7	14-1
vs. UT Martin	54-26	27-17	11-16	24-23
Jackson State	30-24	28-9	10-15	19-19
Texas	22-26	16-5	21-5	13-11
at Texas Tech	30-24	12-17	14-8	14-5
at Kansas	28-26	21-2	6-12	2-23
Iowa State	34-22	14-5	14-5	5-19
at Oklahoma State	24-20	22-8	15-11	32-22
Oklahoma	24-20	8-11	14-12	14-11
at Florida	20-32	6-12	8-9	21-11
BAYLOR TOTAL	524	309	206	318
Baylor Average	29.1	17.2	11.4	17.7
OPP TOTAL	458	188	163	264
Opp Average	25.4	10.4	9.1	14.7

GAME-BY-GAME STARTERS

	1	2	3	4	5
Central Ark.	Mitchell	Butler	Teague	Clark	Gillespie
vs. Washington	Mitchell	Butler	Teague	Clark	Gillespie
Texas State	Mitchell	Butler	Teague	Vital	Gillespie
vs. Ohio	Mitchell	Butler	Teague	Clark	Gillespie
at CCU	Mitchell	Butler	Teague	Clark	Gillespie
vs. Villanova	Mitchell	Butler	Teague	Clark	Gillespie
UMES	Mitchell	Butler	Teague	Vital	Gillespie
Arizona	Mitchell	Butler	Teague	Clark	Gillespie
Butler	Mitchell	Butler	Teague	Vital	Gillespie
vs. UT Martin	Mitchell	Butler	Teague	Vital	Gillespie
Jackson State	Mitchell	Butler	Teague	Vital	Gillespie
Texas	Mitchell	Butler	Teague	Vital	Gillespie
at Texas Tech	Mitchell	Butler	Teague	Vital	Gillespie
at Kansas	Mitchell	Butler	Teague	Vital	Gillespie
Iowa State	Mitchell	Butler	Teague	Vital	Gillespie
at Oklahoma St.	Mitchell	Butler	Teague	Vital	Gillespie
Oklahoma	Mitchell	Butler	Teague	Vital	Gillespie
at Florida	Mitchell	Butler	Teague	Vital	Gillespie



2 – DEVONTE BANDO

G • 6-3 • 185 • SR. • 1L

MISSISSAUGA, ONTARIO (HUTCHINSON CC)

SEASON HIGHS

Points: – 16 at Oklahoma State (1/18/20); at Florida (1/25/20)
FG: – 6 vs. Central Arkansas (1/15/19)
FGA: – 10 vs. Central Arkansas (1/15/19); vs. UMES (12/3/19)
3FG: – 4 at Oklahoma State (1/18/20)
3FGA: – 6 at Oklahoma State (1/18/20)
FT: – 3 at Florida (1/25/20)
FTA: – 3 at Florida (1/25/20)
Rebounds: – 8 vs. UMES (12/3/19); vs. Oklahoma (1/20/20)
Assists: – 5 vs. UT Martin (12/18/19); vs. Oklahoma (1/20/20)
Turnovers: – 4 at Texas Tech (1/7/20)
Blocks: – 1 vs. Texas State (11/15/19)
Steals: – 3 vs. Maryland Eastern Shore (12/3/19)
Minutes Played: – 31 vs. Maryland Eastern Shore (12/3/19)

CAREER HIGHS

Points: – 25 vs. Southern (11/10/18)
FG: – 7 vs. Southern (11/10/18); vs. West Virginia (2/23/19)
FGA: – 14 vs. West Virginia (2/23/19)
3FG: – 5 vs. Oklahoma (2/11/19)
3FGA: – 10 vs. West Virginia (2/23/19)
FT: – 7 vs. Southern (11/10/18)
FTA: – 7 vs. Southern (11/10/18)
Rebounds: – 8 vs. UMES (12/3/19); vs. Oklahoma (1/20/20)
Assists: – 5 vs. UT Martin (12/18/19); vs. Oklahoma (1/20/20)
Turnovers: – 4 at Texas Tech (2/16/19); at Texas Tech (1/7/20)
Blocks: – 1, three times
Steals: – 3 vs. Southern (11/10/18); vs. UMES(12/3/19)
Minutes Played: – 37 vs. Prairie View A&M (11/12/18)

MISCELLANEOUS

	19-20	CAREER	BU RECORD
Double-Figure Points:	6	18	14-4
20+ Points:	–	2	2-0
5+ Assists:	2	2	2-0
Led team in Points:	2	5	4-1
Led team in Rebounds:	–	2	1-1
Led team in Assists:	2	4	3-1
Led team in Blocks:	–	1	1-0
Led team in Bench Points:	10	23	17-6

BANDOO NOTEBOOK


- Canadian JuCo transfer guard, played two seasons at Hutchinson (Kan.) Community College before joining BU in summer 2018
- Played in all 52 games since joining Baylor program, including 7 starts; has scored in double-figures 18 times
- Shooting .446 from 3-point range (25-of-56), which would lead Big 12 if he met 2.0 3FGM/gm minimum
- Career 44% 3-point shooter in Big 12 play (43-of-98 in 24 games); has made at least one 3FG in 19 of 24 Big 12 games
- Tied season-high with 16 points in just 24 minutes off bench in Big 12/SEC Challenge win at Florida (1/25/20)
- Sparked comeback win at Oklahoma State (1/18/20) with season-high 16 points off bench (14 in 2nd half on 4-4 3FGs, 2-2 FTs)
- Finished 6th in Big 12 with .395 3-point pct. in 2018-19; improved to .440 3FG% in Big 12 play, which ranked 4th in league
- Scored 14 pts in 7-minute span as BU came from 17 down with 9 min left to beat Texas (2/27/19); game-tying 3FG with 2:01 left
- Posted 22 points, added 4 rebounds and 2 assists in 33 minutes off bench to lead Bears to win vs. West Virginia (2/23/19)
- Led team with 19 points in 29 minutes off bench vs. OU (2/11/19); went 5-of-7 from 3-pt range, including late go-ahead trey
- Made first start at Baylor and had game-highs in points (25), rebounds (6), steals (3) and minutes (34) vs. Southern (11/10/18)
- Scored 1,072 points over 72 games during JuCo career, averaging 14.9 points in 27.1 minutes per game
- Hutchinson went 63-9 in games Bando played; scored in double-figures in 60 of 72 games, including 11 games with 20+ points
- Started 35 games as sophomore at Hutch, averaging 16.6 points, 5.8 rebounds and 2.9 assists in 32.1 minutes per game
- Helped Hutchinson win 2017 NJCAA Division I national title, scoring team-high 22 points in championship game

2019-20 GAME-BY-GAME

OPPONENT	DATE	GS	MIN	FG	3FG	FT	OR-DR-TR	PF	A	T	B	S	PTS
Central Arkansas	11/5		26	6-10	3-4	0-0	1-6-7	2	3	3	0	1	15
vs. Washington	11/8		23	3-7	2-5	1-1	0-3-3	0	3	2	0	0	9
Texas State	11/15		28	4-8	1-4	2-2	2-4-6	2	0	2	1	0	11
vs. Ohio	11/21		20	2-9	0-3	0-0	0-3-3	1	1	0	0	0	4
at Coastal Carolina	11/22		27	3-6	1-4	0-0	1-3-4	0	2	2	0	1	7
vs. #17 Villanova	11/24		24	2-4	1-1	1-2	1-1-2	0	0	0	0	0	6
Maryland-Eastern Shore	12/3		31	5-10	2-3	2-2	4-4-8	1	1	1	0	3	14
#12 Arizona	12/7		27	1-5	1-3	1-2	0-2-2	1	3	2	0	1	4
#18 Butler	12/10		23	4-9	2-5	0-0	1-4-5	0	1	1	0	0	10
vs. UT Martin	12/18		29	3-7	2-4	0-0	1-6-7	0	5	3	0	1	8
Jackson State	12/30		25	2-4	1-2	0-0	1-1-2	3	1	2	0	0	5
Texas	1/4		23	2-7	0-0	0-1	1-3-4	0	0	0	0	0	4
at #22 Texas Tech	1/7		27	3-8	1-2	0-1	1-6-7	3	0	4	0	1	7
at #3 Kansas	1/11		9	0-2	0-1	0-0	0-0-0	1	1	1	0	0	0
Iowa State	1/15		24	1-7	0-3	1-2	1-1-2	1	0	1	0	0	3
at Oklahoma State	1/18		25	5-9	4-6	2-2	0-3-3	0	2	1	0	1	16
Oklahoma	1/20		24	1-4	1-2	2-2	3-5-8	0	5	1	0	0	5
at Florida	1/25		24	5-7	3-4	3-3	0-4-4	4	1	2	0	0	16
at Iowa State	1/29												
TCU	2/1												
at Kansas State	2/3												
Oklahoma State	2/8												
at Texas	2/10												
West Virginia	2/15												
at Oklahoma	2/18												
Kansas	2/22												
Kansas State	2/25												
at TCU	2/29												
Texas Tech	3/2												
at West Virginia	3/7												

BANDOO'S CAREER STATS

YEAR	GP-GS	MIN-AVG	FG-A	PCT	3FG-A	PCT	FT-A	PCT	OFF-DEF-TOT	AVG	PF-D	A	TO	B	S	TP	AVG
2018-19 (JR.)	34-7	717-21.1	98-218	.450	51-129	.395	39-43	.907	16-59-75	2.2	38-0	46	40	2	19	286	8.4
2019-20 (SR.)	18-0	439-24.4	52-123	.423	25-56	.446	15-20	.750	18-59-77	4.3	19-0	29	28	1	9	144	8.0
CAREER	52-7	1156-22.2	150-341	.440	76-185	.411	54-63	.857	34-118-152	2.9	57-0	75	68	3	28	430	8.3



12 — JARED BUTLER

G • 6-3 • 190 • SO. • 1L

RESERVE, LA. (RIVERSIDE ACADEMY)

BUTLER NOTEBOOK

- Consensus top-100 national recruit, earned 2019 All-Big 12 honorable mention and All-Freshman Team by league’s coaches
- Played in all 52 games during BU career, including starts in last 38 games (started final 20 games of 2018-19 freshman year)
- 2-time Big 12 Player of the Week this season (11/25/19 & 1/14/20); earned Newcomer of the Week once last season (2/25/19)
- Named 2019 Myrtle Beach Invitational MVP after scoring 10 points in final 6 minutes of championship game vs. Villanova
- Has led team in scoring in 11 of 18 games this season after doing so in 6 of 34 games last year
- Scored 12+ points in 14 of 18 games this year after doing so in 13 of 34 games last season
- Has 4 games with 20+ points this season (31 vs. UCA, 22 vs. Villanova, 20 vs. UMES, 22 at Kansas)
- Big 12 ranks: 3rd scoring (15.8), 3rd FT% (.843), 6th 3FGs (2.5), 6th 3FG% (.388), 9th FG% (.426), 11th assists (3.1), 12th steals (1.4)
- Made at least one 3-pointer in 18 of last 20 games & 35 of last 38 games, 2+ 3FGs in 27 of 38 games, 3+ 3FGs in 17 of 38 games
- Scored in double-figures in 30 of 38 games since joining starting lineup after doing so in 3 of first 14 games
- Scored 10 consecutive points in final 8 minutes as Baylor won at No. 3 Kansas for the first time (1/11/20), finished with 22 pts
- Posted 30 points and 5 assists in season-opener vs. UCA (11/5/19), went 8-of-12 on 3FGs, t-6th most 3-pointers in program history
- Exploded for career-high 31 points (including 23 in 2nd half), 6 rebounds and 3 assists in 36 minutes at No. 13 Kansas (3/9/19)
- Posted 15 points (5 in OT) in win vs. Texas (2/27); hit team’s last 2 regulation FGs, game-tying FG with 28 secs left to force OT
- Had 12 points, including 3-point play with 1:21 left to give BU 4-point lead, and team-high 4 assists in win vs. WVU (2/23/19)
- Led team with 17 points and 5 assists in win at No. 19 Iowa State (2/19) – hit 3-pointer to give BU 69-65 lead with 2 min. left
- Originally enrolled at Alabama in summer 2018, but transferred to Baylor in August and received immediate eligibility
- From same hometown as former Baylor stars Tweety Carter and Rico Gathers

SEASON HIGHS

Points: — 30 vs. Central Arkansas (11/5/19)
FG: — 10 vs. Central Arkansas (11/5/19)
FGA: — 18 at Kansas (1/11/20)
3FG: — 8 vs. Central Arkansas (11/5/19)
3FGA: — 12 vs. Central Arkansas (11/5/19)
FT: — 6 vs. Ohio (11/21/19); vs. Arizona (12/7/19)
FTA: — 7 vs. Arizona (12/7/19)
Rebounds: — 6 vs. Texas (1/4/20)
Assists: — 6 vs. UT Martin (12/18/19); at Oklahoma State (1/18/20)
Turnovers: — 5 vs. UT Martin (12/18/19)
Blocks: — 1, three times
Steals: — 5 vs. Ohio (11/21/19)
Minutes Played: — 35 vs. Washington (11/8/19)

CAREER HIGHS

Points: — 31 at Kansas (3/9/19)
FG: — 10 at Kansas (3/9/19); vs. Central Arkansas (11/5/19)
FGA: — 21 at Kansas (3/9/19)
3FG: — 8 vs. Central Arkansas (11/5/19)
3FGA: — 12 vs. Central Arkansas (11/5/19)
FT: — 8 at Kansas (3/9/19)
FTA: — 10 at Kansas (3/9/19)
Rebounds: — 6, three times
Assists: — 6, four times
Turnovers: — 7 at Texas Tech (2/16/19)
Blocks: — 1, six times
Steals: — 5 vs. Ohio (11/21/19)
Minutes Played: — 37 at Texas (2/6/19); at Texas Tech (2/16/19)

MISCELLANEOUS

	19-20	CAREER	BU RECORD
Double-Figure Points:	15	33	24-9
20+ Points:	4	6	5-1
30+ Points:	1	2	1-1
5+ Assists:	5	12	11-1
Led team in Points:	11	17	13-4
Led team in Rebounds:	—	—	—
Led team in Assists:	6	17	13-4
Led team in Blocks:	2	3	3-0
Led team in Bench Points:	—	6	5-1

2019-20 GAME-BY-GAME

OPPONENT	DATE	GS	MIN	FG	3FG	FT	OR-DR-TR	PF	A	T	B	S	PTS
Central Arkansas	11/5	*	28	10-14	8-12	2-2	0-4-4	1	5	2	0	2	30
vs. Washington	11/8	*	35	6-9	4-6	2-2	0-3-3	2	4	4	0	0	18
Texas State	11/15	*	30	5-13	2-7	3-3	0-3-3	2	1	3	0	2	15
vs. Ohio	11/21	*	34	6-12	1-3	6-6	0-4-4	2	5	4	0	5	19
at Coastal Carolina	11/22	*	21	4-8	2-4	2-2	0-1-1	5	3	1	0	1	12
vs. #17 Villanova	11/24	*	30	8-17	4-8	2-2	1-0-1	1	3	0	1	2	22
Maryland-Eastern Shore	12/3	*	24	6-14	5-10	3-5	1-1-2	1	4	0	0	0	20
#12 Arizona	12/7	*	30	3-12	1-7	6-7	0-3-3	2	1	2	0	1	13
#18 Butler	12/10	*	30	3-12	1-6	1-1	0-3-3	4	1	1	0	1	8
vs. UT Martin	12/18	*	31	8-16	2-8	1-1	1-1-2	2	6	5	0	3	19
Jackson State	12/30	*	29	5-10	4-6	4-4	0-3-3	1	3	3	1	1	18
Texas	1/4	*	34	4-15	1-6	4-4	2-4-6	3	0	3	0	0	13
at #22 Texas Tech	1/7	*	20	2-8	0-4	1-2	1-1-2	4	2	4	0	1	5
at #3 Kansas	1/11	*	33	9-18	3-7	1-2	1-3-4	3	3	0	1	2	22
Iowa State	1/15	*	29	7-16	3-7	2-2	0-2-2	1	5	4	0	2	19
at Oklahoma State	1/18	*	34	6-15	2-6	3-5	0-1-1	3	6	1	0	3	17
Oklahoma	1/20	*	31	2-13	0-6	0-1	1-3-4	1	1	2	0	0	4
at Florida	1/25	*	25	4-8	2-3	0-0	1-1-2	3	3	2	0	0	10
at Iowa State	1/29												
TCU	2/1												
at Kansas State	2/3												
Oklahoma State	2/8												
at Texas	2/10												
West Virginia	2/15												
at Oklahoma	2/18												
Kansas	2/22												
Kansas State	2/25												
at TCU	2/29												
Texas Tech	3/2												
at West Virginia	3/7												

BUTLER'S CAREER STATS																		
YEAR	GP-GS	MIN-AVG	FG-A	PCT	3FG-A	PCT	FT-A	PCT	OFF-DEF-TOT	AVG	PF-D	A	TO	B	S	TP	AVG	
2018-19 (FR.)	34-21	910-26.8	117-296	.395	60-171	.351	54-68	.794		22-84-106	3.1	77-2	93	67	3	33	348	10.2
2019-20 (SO.)	18-18	528-29.3	98-230	.426	45-116	.388	43-51	.843		9-41-50	2.8	41-1	56	41	3	26	284	15.8
CAREER	52-39	1438-27.7	215-526	.409	105-287	.366	97-119	.815		31-125-156	3.0	118-3	149	108	6	59	632	12.2



25 – TRISTAN CLARK

F • 6-10 • 245 • JR. • 2L
SAN ANTONIO, TEXAS (WAGNER HS)

SEASON HIGHS

Points: – 10 vs. Villanova (11/24/19)
FG: – 5 vs. Villanova (11/24/19)
FGA: – 14 vs. Washington (11/8/19)
3FG: –
3FGA: – 1 vs. Central Arkansas (11/5/19); vs. Arizona (12/7/19)
FT: – 3 vs. Jackson State (12/30/19)
FTA: – 3 vs. Jackson State (12/30/19)
Rebounds: – 6 vs. Washington (11/8/19)
Assists: – 2 vs. Central Arkansas (11/5/19)
Turnovers: – 3, four times
Blocks: – 2 vs. Jackson State (12/30/19)
Steals: – 1, three times
Minutes Played: – 29 vs. Washington (11/8/19)

CAREER HIGHS

Points: – 27 vs. Ole Miss (11/23/18)
FG: – 11 vs. Ole Miss (11/23/18)
FGA: – 14 vs. Washington (11/8/19)
3FG: – 1, three times
3FGA: – 2 at Iowa State (1/13/18)
FT: – 7 vs. Prairie View A&M (11/12/18)
FTA: – 10 vs. SFA (12/18/18)
Rebounds: – 15 at Iowa State (1/13/18)
Assists: – 4, four times
Turnovers: – 4 vs. Oregon (12/21/18)
Blocks: – 6 vs. South Dakota (11/27/18)
Steals: – 3 vs. SFA (12/18/18)
Minutes Played: – 38 vs. Oregon (12/21/18)

MISCELLANEOUS

	19-20	CAREER	BU RECORD
Double-Figure Points:	1	22	14-8
Double-Figure Rebounds:	–	3	2-1
Double-Doubles:	–	3	2-1
20+ Points:	–	2	0-2
2+ Blocks:	1	21	14-7
Led team in Points:	–	6	1-5
Led team in Rebounds:	–	11	5-6
Led team in Blocks:	1	20	11-9
Led team in Assists:	–	5	3-2

CLARK NOTEBOOK

- Strong, skilled junior forward; consensus four-star recruit out of San Antonio's Wagner High School
- Missed final 20 games last season after suffering left-knee injury on Jan. 8 – had successful surgery on Jan. 31
- Played first game in 301 days in 2019-20 season-opener vs. Central Arkansas (11/5), started and played 16 minutes
- Has sat out 5 games due to knee soreness – came off bench for 22 points in 63 minutes over last 6 games before sitting at Florida
- Last 2 Games Played: has made 7-of-8 shots for 14 points, 3 rebounds and 1 block in 24 total minutes off bench
- Went 4-of-4 from field for 8 points in 12 minutes off bench in comeback win at Oklahoma State (1/18/20)
- Had best game of season with 10 points and 4 rebounds in 21 minutes of Myrtle Beach title game vs. Villanova (11/24/19)
- Led nation with .737 field goal percentage last season until he fell from qualification on Jan. 26 (min. 75% games played)
- Scored in double-figures in 11 of 14 games last season after doing so in 10 of 33 games as freshman
- Started first 14 games last season and recorded multiple blocks in 11 of 14 games, including 3 games with 5+ blocks
- Earned first Big 12 Player of the Week honor after 17 points (8-of-9 FGs), 12 rebounds and 5 blocks vs. New Orleans (12/29/18)
- Shot perfect 9-of-9 from field for 24 points in career-high 37 minutes vs. SFA (12/18/18)
- Scored career-high 27 points on 11-of-13 shooting in career-high 35 minutes vs. Ole Miss (11/23/18)
- Current .622 career FG% (202-of-325) is 2nd-best in program history (Josh Lomers .663)
- Led team with .608 field goal percentage in 2017-18, 2nd-best by a freshman in program history (Quincy Acy .655)

2019-20 GAME-BY-GAME

OPPONENT	DATE	GS	MIN	FG	3FG	FT	OR-DR-TR	PF	A	T	B	S	PTS
Central Arkansas	11/5	*	16	1-3	0-1	1-2	1-3-4	4	2	3	0	0	3
vs. Washington	11/8	*	29	3-14	0-0	1-2	1-5-6	3	1	3	0	0	7
Texas State	11/15			DNP									
vs. Ohio	11/21	*	14	3-8	0-0	2-2	1-3-4	2	1	2	0	1	8
at Coastal Carolina	11/22	*	23	1-3	0-0	0-0	2-1-3	2	1	3	0	1	2
vs. #17 Villanova	11/24	*	21	5-8	0-0	0-0	0-4-4	4	0	0	0	1	10
Maryland-Eastern Shore	12/3			DNP									
#12 Arizona	12/7	*	10	0-3	0-1	0-0	0-0-0	1	0	1	1	0	0
#18 Butler	12/10			DNP									
vs. UT Martin	12/18			DNP									
Jackson State	12/30		20	2-4	0-0	3-3	0-2-2	2	1	0	2	0	7
Texas	1/4		6	1-1	0-0	0-0	0-0-0	2	0	1	0	0	2
at #22 Texas Tech	1/7		10	1-4	0-0	0-0	0-0-0	3	0	2	0	0	2
at #3 Kansas	1/11		6	1-1	0-0	0-0	0-0-0	3	0	0	0	0	2
Iowa State	1/15		9	0-1	0-0	1-2	2-2-4	2	0	0	0	0	1
at Oklahoma State	1/18		12	4-4	0-0	0-0	0-2-2	1	0	0	0	0	8
Oklahoma	1/20		12	3-4	0-0	0-0	1-0-1	3	0	3	1	0	6
at Florida	1/25			DNP									
at Iowa State	1/29												
TCU	2/1												
at Kansas State	2/3												
Oklahoma State	2/8												
at Texas	2/10												
West Virginia	2/15												
at Oklahoma	2/18												
Kansas	2/22												
Kansas State	2/25												
at TCU	2/29												
Texas Tech	3/2												
at West Virginia	3/7												

CLARK'S CAREER STATS

YEAR	GP-GS	MIN-AVG	FG-A	PCT	3FG-A	PCT	FT-A	PCT	OFF-DEF-TOT	AVG	PF-D	A	TO	B	S	TP	AVG
2017-18 (FR.)	33-30	657-19.9	93-153	.608	2-7	.286	36-55	.655	47-101-148	4.5	80-3	25	38	29	18	224	6.8
2018-19 (SO.)	14-14	417-29.8	84-114	.737	1-4	.250	36-54	.667	31-57-88	6.3	41-2	23	33	34	15	205	14.6
2019-20 (JR.)	13-6	188-14.5	25-58	.431	0-2	.000	8-11	.727	8-22-30	2.3	32-0	6	18	4	3	58	4.5
CAREER	60-50	1262-21.0	202-325	.622	3-13	.231	80-120	.667	86-180-266	4.4	153-5	54	79	67	36	487	8.1



33 — FREDDIE GILLESPIE

F • 6-9 • 245 • RSR • 1L
ST. PAUL, MINN. (CARLETON)

SEASON HIGHS

Points: — 17 vs. Arizona (12/7/19); at Oklahoma State (1/18/20)
FG: — 6, six times
FGA: — 12 at Kansas (1/11/20)
3FG: —
3FGA: —
FT: — 6 vs. Ohio (11/21/19)
FTA: — 8 vs. Ohio (11/21/19)
Rebounds: — 15 vs. Oklahoma (1/20/20)
Assists: — 2 vs. Central Arkansas (11/5/19)
Turnovers: — 4 vs. Maryland Eastern Shore (12/3/19)
Blocks: — 5 vs. UMES (12/3/19); vs. Arizona (12/7/19)
Steals: — 4 vs. Washington (11/8/19); vs. Texas State (11/15/19)
Minutes Played: — 36 vs. Arizona (12/7/19)

CAREER HIGHS

Points: — 17 vs. Arizona (12/7/19); at Oklahoma State (1/18/20)
FG: — 7 at Iowa State (2/19/19)
FGA: — 12 at Kansas (1/11/20)
3FG: —
3FGA: —
FT: — 6 vs. Ohio (11/21/19)
FTA: — 8 vs. Ohio (11/21/19)
Rebounds: — 15 vs. Oklahoma (1/20/20)
Assists: — 2 vs. Kansas State (2/9/19); vs. Central Arkansas (11/5/19)
Turnovers: — 4 vs. Maryland Eastern Shore (12/3/19)
Blocks: — 5 vs. UMES (12/3/19); vs. Arizona (12/7/19)
Steals: — 4 vs. Washington (11/8/19); vs. Texas State (11/15/19)
Minutes Played: — 36 vs. Texas (2/27/19); vs. Arizona (12/7/19)

MISCELLANEOUS

	19-20	CAREER	BU RECORD
Double-Figure Points:	10	14	11-3
Double-Figure Rebounds:	10	12	11-1
Double-Doubles:	7	8	7-1
2+ Blocks:	10	19	16-3
Led team in Points:	1	1	1-0
Led team in Rebounds:	11	17	14-3
Led team in Blocks:	14	23	19-4
Led team in Bench Points:	—	6	4-2

GILLESPIE NOTEBOOK

- Former walk-on forward, sat out 2017-18 after transferring from Division III Carleton College in Northfield, Minn.
- Went from playing 16 total minutes in first year at D3 Carleton to starting every game during senior season at Baylor
- Started 27 of team's last 30 games since 2/9/19; joined rotation after Tristan Clark's injury in Jan. 2019 (8 healthy DNPs prior)
- Named Big 12 Player of the Week (12/9/19) after leading Bears to wins over No. 12 Arizona and UMES
- Has blocked 30 shots over last 12 games (2.5 bpg) after blocking 37 shots over first 32 games at Baylor (1.2 bpg)
- Last 11 Games: averaging 10.8 points, 9.5 rebounds, 2.3 blocks, shooting 64% from field (50-78) and 69% at foul line (20-29)
- National Ranks: 5th offensive rebounding (4.1), 34th blocks (2.2), 48th double-doubles (7), 53rd rebounding (9.2)
- Leads Big 12 with 10 double-digit rebounding games, tied for 3rd in league with 7 double-doubles
- Recorded 12 double-doubles during collegiate career (4 as sophomore at Carleton, 1 as junior at Baylor, 7 as senior at Baylor)
- Scored in double-figures in 10 of 18 games this season after doing so in 4 games all of last year
- Posted 7th double-double of season with 12 points and career-high 15 rebounds in win over Oklahoma (1/20/20)
- Led team in scoring for first time at Baylor with career-high 17 points in comeback win at Oklahoma State (1/18/20)
- Had 6th double-double of season with 14 points and 11 rebounds in 27 minutes vs. Iowa State (2nd career D-D in Big 12 play)
- Recorded 4th double-double this season with career-high 17 points, 13 rebounds and 5 blocks in win vs. No. 12 Arizona (12/7/19)
- Had 3 consecutive double-doubles in November, averaging 10.7 ppg, 10.7 rpg, 3.3 spg in that stretch
- Had 1st BU double-double with 14 points (7-8 FGs) and 10 rebounds, 2 blocks in win at No. 19 Iowa State (2/19/19)
- Awarded scholarship prior to 2018-19 season
- Played only 16 minutes during 2015-16 freshman season at Carleton, totaling 4 points, 7 rebounds and 2 blocks
- Developed into 2nd-team All-MIAC and All-MIAC Defensive Team selection as sophomore in 2016-17
- First played organized basketball in eighth grade and missed parts of three high school seasons with injuries
- AP distinction scholar and summa cum laude graduate at East Ridge High School in Woodbury, Minn.

2019-20 GAME-BY-GAME

OPPONENT	DATE	GS	MIN	FG	3FG	FT	OR-DR-TR	PF	A	T	B	S	PTS
Central Arkansas	11/5	*	26	6-7	0-0	2-2	4-3-7	1	2	0	1	0	14
vs. Washington	11/8	*	28	4-11	0-0	3-3	5-5-10	4	1	1	3	4	11
Texas State	11/15	*	30	5-10	0-0	1-4	6-5-11	0	1	0	2	4	11
vs. Ohio	11/21	*	33	2-5	0-0	6-8	6-5-11	2	1	0	2	2	10
at Coastal Carolina	11/22	*	20	1-1	0-0	2-3	0-1-1	4	0	3	0	0	4
vs. #17 Villanova	11/24	*	26	2-5	0-0	2-2	4-3-7	3	0	1	1	1	6
Maryland-Eastern Shore	12/3	*	23	1-5	0-0	0-0	3-10-13	2	0	4	5	2	2
#12 Arizona	12/7	*	36	6-8	0-0	5-7	3-10-13	1	1	0	5	1	17
#18 Butler	12/10	*	31	4-6	0-0	0-1	3-6-9	3	1	1	3	0	8
vs. UT Martin	12/18	*	19	3-4	0-0	0-0	4-2-6	2	1	0	2	1	6
Jackson State	12/30	*	21	3-3	0-0	4-4	5-8-13	0	1	0	0	0	10
Texas	1/4	*	29	2-6	0-0	1-1	6-6-12	3	0	0	4	0	5
at #22 Texas Tech	1/7	*	30	4-7	0-0	1-2	7-3-10	3	0	0	2	0	9
at #3 Kansas	1/11	*	31	6-12	0-0	1-2	1-4-5	3	0	0	1	1	13
Iowa State	1/15	*	27	6-8	0-0	2-4	6-5-11	1	0	0	2	1	14
at Oklahoma State	1/18	*	25	6-8	0-0	5-6	3-1-4	4	0	2	4	2	17
Oklahoma	1/20	*	29	6-8	0-0	0-1	6-9-15	3	1	1	1	0	12
at Florida	1/25	*	35	4-8	0-0	1-1	2-5-7	2	0	2	1	1	9
at Iowa State	1/29												
TCU	2/1												
at Kansas State	2/3												
Oklahoma State	2/8												
at Texas	2/10												
West Virginia	2/15												
at Oklahoma	2/18												
Kansas	2/22												
Kansas State	2/25												
at TCU	2/29												
Texas Tech	3/2												
at West Virginia	3/7												

GILLESPIE'S CARLETON STATS

YEAR	GP-GS	MIN-AVG	FG-A	PCT	3FG-A	PCT	FT-A	PCT	OFF-DEF-TOT	AVG	PF-D	A	TO	B	S	TP	AVG
2015-16 (FR.)	4-0	16-4.0	1-2	.500	0-0	.000	2-8	.250	0-7-7	1.8	2-0	1	0	2	1	4	1.0
2016-17 (SO.)	27-23	616-22.8	117-220	.532	0-0	.000	35-60	.583	72-152-224	8.3	75-3	22	37	69	15	269	10.0
CAREER	31-23	632-20.4	118-222	.532	0-0	.000	37-68	.544	72-159-231	7.5	77-3	23	37	71	16	273	8.8

GILLESPIE'S BAYLOR STATS

YEAR	GP-GS	MIN-AVG	FG-A	PCT	3FG-A	PCT	FT-A	PCT	OFF-DEF-TOT	AVG	PF-D	A	TO	B	S	TP	AVG
2018-19 (RJR.)	26-11	476-18.3	60-92	.652	0-0	.000	17-32	.531	55-59-114	4.4	71-2	9	26	28	17	137	5.3
2019-20 (RSR.)	18-18	499-27.7	71-122	.582	0-0	.000	36-51	.706	74-91-165	9.2	41-0	10	15	39	20	178	9.9
BU CAREER	44-29	975-22.2	131-214	.612	0-0	.000	53-83	.639	129-150-279	6.3	112-2	19	41	67	37	315	7.2
NCAA CAREER	75-52	1607-21.4	249-436	.571	0-0	.000	90-151	.596	201-309-510	6.8	189-5	42	78	138	53	588	7.8



24 – MATTHEW MAYER

G/F • 6-9 • 210 • SO. • 1L

AUSTIN, TEXAS (WESTLAKE HS)

SEASON HIGHS

Points: – 12 vs. Maryland Eastern Shore (12/3/19)
FG: – 5 vs. Maryland Eastern Shore (12/3/19)
FGA: – 9 vs. Maryland Eastern Shore (12/3/19)
3FG: – 2 vs. Central Arkansas (11/5/19); vs. UMES (12/3/19)
3FGA: – 3, three times
FT: – 3 at Oklahoma State (1/18/20); vs. Oklahoma (1/20/20)
FTA: – 4 vs. Jackson State (12/30/19); at Oklahoma State (1/18/20)
Rebounds: – 5 vs. Maryland Eastern Shore (12/3/19)
Assists: – 4 vs. Texas State (11/15/19)
Turnovers: – 3 vs. Texas State (11/15/19); at Texas Tech (1/7/20)
Blocks: – 1 vs. Texas State (11/15/19); at Florida (1/25/20)
Steals: – 3 vs. Texas State (11/15/19)
Minutes Played: – 17 vs. Texas (1/4/20); at Texas Tech (1/7/20)

CAREER HIGHS

Points: – 18 vs. Nicholls (11/16/18)
FG: – 7 vs. Nicholls (11/16/18)
FGA: – 12 vs. Nicholls (11/16/18)
3FG: – 3 vs. Nicholls (11/16/18)
3FGA: – 6 vs. Nicholls (11/16/18)
FT: – 5, three times
FTA: – 8 at Texas Tech (2/16/19)
Rebounds: – 7 vs. Ole Miss (11/23/18)
Assists: – 4 vs. Texas State (11/15/19)
Turnovers: – 5 vs. Ole Miss (11/23/18)
Blocks: – 2 vs. Alabama (1/26/19)
Steals: – 4 at Oklahoma (1/28/19)
Minutes Played: – 30 vs. Ole Miss (11/23/18)

MISCELLANEOUS

	19-20	CAREER	BU RECORD
Double-Figure Points:	2	7	4-3
5+ Assists:	–	–	–
Led team in Points:	–	1	1-0
Led team in Rebounds:	–	1	0-1
Led team in Blocks:	1	3	2-1
Led team in Assists:	1	1	1-0
Led team in Bench Points:	2	12	6-6

MAYER NOTEBOOK


- Sophomore wing with length, range and quick release, provides instant offense off bench
- Played off bench in 51 of 52 games during BU career, including 31 games with double-digit minutes, 7 double-digit scoring games
- Saw season-high 17 minutes off bench in back-to-back Big 12 games vs. Texas (1/4) and at Texas Tech (1/7)
- Scored 10 first-half points off bench in 2 straight games – finished with 12 pts vs. UMES and 10 vs. Villanova
- Had strong floor game with career-high 4 assists and 3 steals in 14 minutes off bench vs. Texas State (11/15/19)
- Made both 3-point attempts and had 8 points in 14 minutes off bench in season opener vs. UCA (11/5/19)
- Scored in double-figures off bench in 5 games last season, including 18 vs. Nicholls State, 17 at TCU and 10 at Texas
- Scored 17 points on just 5-of-9 shooting in 14 minutes off bench at TCU (1/5/19)
- Posted game-high 18 points in just 18 minutes off bench vs. Nicholls State (11/16/18)
- Four-star recruit from Austin’s Westlake High School, ranked among top-100 recruits nationally in 2018 class
- Helped Westlake to 36-4 record as senior in 2017-18, playing alongside Xavier’s Keonte Kennedy and Texas’ Brock Cunningham
- Committed to Baylor in June 2017, more than a year prior to enrolling at BU

2019-20 GAME-BY-GAME

OPPONENT	DATE	GS	MIN	FG	3FG	FT	OR-DR-TR	PF	A	T	B	S	PTS
Central Arkansas	11/5	14	3-7	2-2	0-0	0-2-2	1	0	0	0	0	0	8
vs. Washington	11/8	2	0-1	0-1	0-0	0-0-0	2	0	0	0	0	0	0
Texas State	11/15	14	0-2	0-0	0-0	1-1-2	1	4	3	1	3	0	0
vs. Ohio	11/21	5	0-2	0-1	0-0	0-0-0	0	0	0	0	0	0	0
at Coastal Carolina	11/22	6	2-2	1-1	1-2	0-0-0	0	0	0	0	0	0	6
vs. #17 Villanova	11/24	11	4-6	1-2	1-2	1-2-3	2	1	0	0	0	0	10
Maryland-Eastern Shore	12/3	16	5-9	2-3	0-0	3-2-5	1	0	0	0	0	0	12
#12 Arizona	12/7	6	0-2	0-1	0-0	2-1-3	4	1	2	0	1	0	0
#18 Butler	12/10	9	1-3	0-1	0-0	0-0-0	1	1	0	0	0	0	2
vs. UT Martin	12/18	16	2-8	1-3	0-0	2-0-2	2	1	1	0	1	5	5
Jackson State	12/30	12	2-3	0-0	1-4	2-0-2	1	0	1	0	0	0	5
Texas	1/4	17	3-5	1-1	0-0	1-0-1	2	2	0	0	1	7	7
at #22 Texas Tech	1/7	17	2-7	1-3	0-0	0-2-2	1	2	3	0	0	0	5
at #3 Kansas	1/11	8	0-0	0-0	0-0	0-2-2	0	1	2	0	2	0	0
Iowa State	1/15	9	0-3	0-1	0-0	0-1-1	1	0	0	0	0	0	0
at Oklahoma State	1/18	14	1-3	1-2	3-4	0-2-2	2	2	0	0	0	0	6
Oklahoma	1/20	11	0-4	0-1	3-3	0-2-2	0	0	0	0	0	0	3
at Florida	1/25	9	2-3	1-1	0-0	0-1-1	0	0	1	1	0	0	5
at Iowa State	1/29												
TCU	2/1												
at Kansas State	2/3												
Oklahoma State	2/8												
at Texas	2/10												
West Virginia	2/15												
at Oklahoma	2/18												
Kansas	2/22												
Kansas State	2/25												
at TCU	2/29												
Texas Tech	3/2												
at West Virginia	3/7												

MAYER'S CAREER STATS

YEAR	GP-GS	MIN-AVG	FG-A	PCT	3FG-A	PCT	FT-A	PCT	OFF-DEF-TOT	AVG	PF-D	A	TO	B	S	TP	AVG
2018-19 (FR.)	33-0	388-11.8	51-154	.331	20-65	.308	31-47	.660	24-42-66	2.0	34-0	26	25	8	17	153	4.6
2019-20 (SO.)	18-0	196-10.9	27-70	.386	11-24	.458	9-15	.600	12-18-30	1.7	21-0	15	13	2	8	74	4.1
CAREER	51-0	584-11.5	78-224	.348	31-89	.348	40-62	.645	36-60-96	1.9	55-0	41	38	10	25	227	4.5



45 — DAVION MITCHELL

G • 6-2 • 195 • RSO. • SO
HINESVILLE, GA. (AUBURN)

SEASON HIGHS

Points: — 19 vs. UT Martin (12/18/19)
FG: — 9 vs. UT Martin (12/18/19)
FGA: — 13 at Coastal Carolina (11/22/19); at Florida (1/25/20)
3FG: — 3 vs. Oklahoma (1/20/20)
3FGA: — 7 at Coastal Carolina (11/22/19); vs. Oklahoma (1/20/20)
FT: — 7 at Florida (1/25/20)
FTA: — 8 at Florida (1/25/20)
Rebounds: — 5, three times
Assists: — 6, three times
Turnovers: — 4 vs. Butler (12/10/19); at Texas Tech (1/7/20)
Blocks: — 1, six times
Steals: — 4 vs. UT Martin (12/18/19)
Minutes Played: — 38 at Coastal Carolina (11/22/19)

CAREER HIGHS

Points: — 19 vs. UT Martin (12/18/19)
FG: — 9 vs. UT Martin (12/18/19)
FGA: — 13 at Coastal Carolina (11/22/19); at Florida (1/25/20)
3FG: — 3 vs. Oklahoma (1/20/20)
3FGA: — 7 at Coastal Carolina (11/22/19); vs. Oklahoma (1/20/20)
FT: — 7 at Florida (1/25/20)
FTA: — 8 at Florida (1/25/20)
Rebounds: — 5, three times
Assists: — 6, three times
Turnovers: — 4, three times (1 at AU, 2 at BU)
Blocks: — 1, seven times (1 at AU, 6 at BU)
Steals: — 4 vs. UT Martin (12/18/19)
Minutes Played: — 38 at Coastal Carolina (11/22/19)

* - while at Auburn

MISCELLANEOUS

	19-20	BU RECORD
Double-Figure Points:	9	9-0
5+ Assists:	5	5-0
Led team in Points:	2	2-0
Led team in Rebounds:	1	1-0
Led team in Assists:	7	7-0
Led team in Blocks:	1	1-0

MITCHELL NOTEBOOK

- Lightning quick redshirt sophomore point guard, sat out last season after transferring to Baylor from Auburn
- Has started all 18 games at Baylor after coming off bench in all 34 games as freshman at Auburn in 2017-18
- Last 9 Games: 11.4 ppg, 2.9 apg, 1.3 spg; shooting 45% (38-of-84) from field, 41% (14-34) on 3FGs in 30.6 minutes per game
- Averaging 10.8 ppg over last 14 games after posting 4.0 ppg over first 38 collegiate games
- Made a 3-pointer in 13 of last 14 games; 38% 3FGs (21-56) over last 14 games after 26% over first 38 collegiate games (17-65)
- Double-figure scoring in 7 of last 9 games (11.4 ppg) after doing so in 4 of previous 43 collegiate games (2 of 34 at Auburn)
- Helped Bears claim Myrtle Beach Invitational title by averaged 12.3 points, 2.7 assists and 1.3 steals over 3 games
- Team-high 14 points in win at No. 22 Texas Tech (1/7/20), went 6-of-10 from field and 2-of-2 from 3-point range
- Led team with career-highs of 19 points and 4 steals, added 4 assists with 0 turnovers in win over UT Martin (12/18/19)
- Recorded then-career-highs of 15 points, 6 assists, 3 steals and 38 minutes in win at Coastal Carolina (11/22/19)
- Scored 13 points against No. 17 Villanova in Myrtle Beach Invitational championship game (11/24/19)
- Teams are 29-1 in games in which he's played 20+ minutes (12-0 at Auburn, 17-1 at Baylor)
- Came off bench in all 34 games as freshman at Auburn in 2017-18, helping Tigers to 26-8 record and SEC title
- Consensus 4-star recruit, ranked as high as No. 33 nationally in 2017 class by 247Sports
- Ranked 2nd on Auburn team with .566 2-point FG percentage and 18.4 assist rate in 2017-18
- Has team-high 41-inch max vertical, 33.5-inch no-step vertical

2019-20 GAME-BY-GAME

OPPONENT	DATE	GS	MIN	FG	3FG	FT	OR-DR-TR	PF	A	T	B	S	PTS
Central Arkansas	11/5	*	24	3-6	1-4	0-3	0-1-1	3	5	1	0	1	7
vs. Washington	11/8	*	30	1-5	1-3	0-0	0-1-1	1	4	3	0	1	3
Texas State	11/15	*	28	2-5	0-3	4-7	1-2-3	2	0	1	1	1	8
vs. Ohio	11/21	*	31	4-7	0-3	1-1	0-3-3	3	2	1	1	0	9
at Coastal Carolina	11/22	*	38	4-13	2-7	5-6	0-2-2	3	6	1	0	3	15
vs. #17 Villanova	11/24	*	30	5-10	1-2	2-4	0-1-1	4	2	2	1	1	13
Maryland-Eastern Shore	12/3	*	24	2-6	1-3	3-5	1-4-5	2	4	2	0	1	8
#12 Arizona	12/7	*	33	2-9	2-4	0-0	0-1-1	4	2	3	1	1	6
#18 Butler	12/10	*	36	2-9	1-6	1-2	1-1-2	2	3	4	0	2	6
vs. UT Martin	12/18	*	26	9-12	1-2	0-0	0-3-3	2	4	0	0	4	19
Jackson State	12/30	*	25	5-6	2-3	2-2	0-1-1	4	5	2	0	3	14
Texas	1/4	*	23	1-5	1-2	0-0	0-5-5	4	3	2	0	1	3
at #22 Texas Tech	1/7	*	31	6-10	2-2	0-0	1-3-4	3	0	4	0	1	14
at #3 Kansas	1/11	*	36	4-10	2-5	0-0	0-2-2	1	1	2	0	1	10
Iowa State	1/15	*	35	6-11	2-5	3-3	0-3-3	3	6	2	1	0	17
at Oklahoma State	1/18	*	31	0-5	0-3	0-0	1-4-5	1	0	3	0	0	0
Oklahoma	1/20	*	32	5-12	3-7	0-0	1-3-4	3	1	2	1	1	13
at Florida	1/25	*	36	2-13	1-5	7-8	1-0-1	3	6	3	0	1	12
at Iowa State	1/29												
TCU	2/1												
at Kansas State	2/3												
Oklahoma State	2/8												
at Texas	2/10												
West Virginia	2/15												
at Oklahoma	2/18												
Kansas	2/22												
Kansas State	2/25												
at TCU	2/29												
Texas Tech	3/2												
at West Virginia	3/7												

MITCHELL'S AUBURN STATS

YEAR	GP-GS	MIN-AVG	FG-A	PCT	3FG-A	PCT	FT-A	PCT	OFF-DEF-TOT	AVG	PF-D	A	TO	B	S	TP	AVG
2017-18 (FR.)	34-0	582-17.1	45-105	.429	15-52	.288	21-31	.677	9-30-39	1.1	73-1	63	38	1	18	126	3.7

MITCHELL'S BAYLOR STATS

YEAR	GP-GS	MIN-AVG	FG-A	PCT	3FG-A	PCT	FT-A	PCT	OFF-DEF-TOT	AVG	PF-D	A	TO	B	S	TP	AVG
2019-20 (RSO.)	18-18	549-30.5	63-154	.409	23-69	.333	28-41	.683	7-40-47	2.6	48-0	54	38	6	23	177	9.8
NCAA CAREER	52-18	1131-21.8	108-259	.417	38-121	.314	49-72	.681	16-70-86	1.7	121-1	117	76	7	41	303	5.8



13 — JACKSON MOFFATT

G/F • 6-6 • 210 • RFR. • SQ
MAGNOLIA, TEXAS (MAGNOLIA HS)

SEASON/CAREER HIGHS

Points: —
FG: —
FGA: — 2 vs. Central Arkansas (11/5/19)
3FG: —
3FGA: — 2 vs. Central Arkansas (11/5/19)
FT: —
FTA: —
Rebounds: — 1 vs. Central Arkansas (11/5/19)
Assists: —
Turnovers: —
Blocks: —
Steals: — 1 vs. Maryland Eastern Shore (12/3/19)
Minutes Played: — 3, three times

MISCELLANEOUS

	19-20	BU RECORD
Double-Figure Points:	—	—
Double-Figure Rebounds:	—	—
Double-Doubles:	—	—
5+ Assists:	—	—
Led team in Points:	—	—
Led team in Rebounds:	—	—
Led team in Blocks:	—	—
Led team in Assists:	—	—


MOFFATT NOTEBOOK

- Redshirt freshman walk-on wing from Magnolia High School, played on practice squad last season
- Has appeared in 4 games this season, totaling 1 rebound and 1 steal in 10 minutes
- Made collegiate debut with 3 minutes off bench in season opener vs. Central Arkansas (11/5)
- Scored 2,066 points during prep career, becoming Magnolia's all-time leading scorer
- Named 2018 District 20-5A Offensive MVP after averaging 25.5 points and 8.0 rebounds
- 3-time first-team All-District 20-5A honoree and 2-time TABC All-Region selection
- Holds MHS record for single-game scoring with 45-point game

2019-20 GAME-BY-GAME

OPPONENT	DATE	GS	MIN	FG	3FG	FT	OR-DR-TR	PF	A	T	B	S	PTS
Central Arkansas	11/5	3		0-2	0-2	0-0	0-1-1	0	0	0	0	0	0
vs. Washington	11/8			DNP									
Texas State	11/15			DNP									
vs. Ohio	11/21	1		0-0	0-0	0-0	0-0-0	0	0	0	0	0	0
at Coastal Carolina	11/22			DNP									
vs. #17 Villanova	11/24			DNP									
Maryland-Eastern Shore	12/3	3		0-2	0-2	0-0	0-0-0	0	0	0	0	1	0
#12 Arizona	12/7			DNP									
#18 Butler	12/10			DNP									
vs. UT Martin	12/18	3		0-1	0-1	0-0	0-0-0	1	0	0	0	0	0
Jackson State	12/30			DNP									
Texas	1/4			DNP									
at #22 Texas Tech	1/7			DNP									
at #3 Kansas	1/11			DNP									
Iowa State	1/15			DNP									
at Oklahoma State	1/18			DNP									
Oklahoma	1/20			DNP									
at Florida	1/25			DNP									
at Iowa State	1/29												
TCU	2/1												
at Kansas State	2/3												
Oklahoma State	2/8												
at Texas	2/10												
West Virginia	2/15												
at Oklahoma	2/18												
Kansas	2/22												
Kansas State	2/25												
at TCU	2/29												
Texas Tech	3/2												
at West Virginia	3/7												

MOFFATT'S CAREER STATS																	
YEAR	GP-GS	MIN-AVG	FG-A	PCT	3FG-A	PCT	FT-A	PCT	OFF-DEF-TOT	AVG	PF-D	A	TO	B	S	TP	AVG
2019-20 (RFR.)	4-0	10-2.5	0-5	.000	0-5	.000	0-0	.000	0-1-1	0.3	1-0	0	0	0	1	0	0.0
CAREER	4-0	10-2.5	0-5	.000	0-5	.000	0-0	.000	0-1-1	0.3	1-0	0	0	0	1	0	0.0



15 — OBIM OKEKE

G • 6-0 • 225 • SR. • 1L
LAS VEGAS, NEV. (BISHOP GORMAN HS)

SEASON HIGHS

Points: —
 FG: —
 FGA: — 2 vs. UMES (12/3/19); vs. UT Martin (12/18/19)
 3FG: —
 3FGA: — 2 vs. UMES (12/3/19); vs. UT Martin (12/18/19)
 FT: —
 FTA: —
 Rebounds: — 2 vs. Central Arkansas (11/5/19); vs. UMES (12/3/19)
 Assists: — 3 vs. Maryland Eastern Shore (12/3/19)
 Turnovers: — 1 vs. Maryland Eastern Shore (12/3/19)
 Blocks: —
 Steals: — 1 vs. Central Arkansas (11/5/19)
 Minutes Played: — 8 vs. Maryland Eastern Shore (12/3/19)

CAREER HIGHS

Points: — 3, three times
 FG: — 1, five times
 FGA: — 3 vs. Texas Southern (12/14/17); at Texas Tech (2/16/19)
 3FG: — 1, three times
 3FGA: — 2, six times
 FT: —
 FTA: —
 Rebounds: — 2 vs. Savannah State (12/17/17); vs. UMES (12/3/19)
 Assists: — 3 vs. Maryland Eastern Shore (12/3/19)
 Turnovers: — 2 vs. Southern (12/20/17)
 Blocks: —
 Steals: — 1, four times
 Minutes Played: — 10 vs. Kansas State (2/9/19)

MISCELLANEOUS

	19-20	BU RECORD
Double-Figure Points:	—	—
Led team in Points:	—	—
Led team in Rebounds:	—	—
Led team in Assists:	—	—


OKEKE NOTEBOOK

- Senior former walk-on guard, played 3 seasons on Baylor football team before switching to MBB after 2017 FB season
- Has played in 5 games this season, totaling 5 assists, 5 rebounds and 1 steal in 18 minutes
- Came off bench to play 9 games last season, including 2 conference games with 9+ minutes as back-up point guard
- Has appeared in 21 games during BU basketball career, totaling 13 points, 10 rebounds, 8 assists and 4 steals in 71 minutes
- Played career-high 10 minutes vs. K-State (2/9/19), filling in as back-up point guard with Mason and McClure injured
- Made Baylor MBB debut vs. Sam Houston State on Dec. 4, 2017, just 10 days after finishing football season
- Played in 5 football games during 2 seasons of action with Baylor football as running back and kick returner
- Won 5 state titles at Bishop Gorman HS in Las Vegas, 3 in basketball and 2 in football

2019-20 GAME-BY-GAME

OPPONENT	DATE	GS	MIN	FG	3FG	FT	OR-DR-TR	PF	A	T	B	S	PTS
Central Arkansas	11/5		4	0-1	0-1	0-0	0-2-2	0	2	0	0	1	0
vs. Washington	11/8			DNP									
Texas State	11/15			DNP									
vs. Ohio	11/21		1	0-0	0-0	0-0	0-0-0	0	0	0	0	0	0
at Coastal Carolina	11/22			DNP									
vs. #17 Villanova	11/24			DNP									
Maryland-Eastern Shore	12/3		8	0-2	0-2	0-0	0-2-2	1	3	1	0	0	0
#12 Arizona	12/7			DNP									
#18 Butler	12/10			DNP									
vs. UT Martin	12/18		3	0-2	0-0	0-0	0-0-0	1	0	0	0	0	0
Jackson State	12/30		2	0-1	0-0	0-0	0-1-1	0	0	0	0	0	0
Texas	1/4			DNP									
at #22 Texas Tech	1/7			DNP									
at #3 Kansas	1/11			DNP									
Iowa State	1/15			DNP									
at Oklahoma State	1/18			DNP									
Oklahoma	1/20			DNP									
at Florida	1/25			DNP									
at Iowa State	1/29												
TCU	2/1												
at Kansas State	2/3												
Oklahoma State	2/8												
at Texas	2/10												
West Virginia	2/15												
at Oklahoma	2/18												
Kansas	2/22												
Kansas State	2/25												
at TCU	2/29												
Texas Tech	3/2												
at West Virginia	3/7												

OKEKE'S CAREER STATS																	
YEAR	GP-GS	MIN-AVG	FG-A	PCT	3FG-A	PCT	FT-A	PCT	OFF-DEF-TOT	AVG	PF-D	A	TO	B	S	TP	AVG
2017-18 (SO.)	7-0	21-3.0	1-8	.125	1-7	.143	0-0	.000	1-1-2	0.3	1-0	3	3	0	1	3	0.4
2018-19 (JR.)	9-0	32-3.6	4-11	.364	2-9	.222	0-0	.000	1-2-3	0.3	7-0	0	2	0	2	10	1.1
2019-20 (SR.)	5-0	18-3.6	0-6	.000	0-5	.000	0-0	.000	0-5-5	1.0	2-0	5	1	0	1	0	0.0
CAREER	21-0	71-3.4	5-25	.200	3-21	.143	0-0	.000	2-8-10	0.5	10-0	8	6	0	4	13	0.6



31 – MACIO TEAGUE

G • 6-3 • 195 • R.J.R. • SO

CINCINNATI, OHIO (UNC ASHEVILLE)

SEASON HIGHS

Points: – 21 at Coastal Carolina (11/22/19); vs. Texas (1/4/20)
FG: – 7 vs. Central Arkansas (11/5/19)
FGA: – 16 vs. Texas (1/4/20)
3FG: – 4 vs. Central Arkansas (11/5/19); vs. Villanova (11/24/19)
3FGA: – 10 at Coastal Carolina (11/22/19)
FT: – 9 vs. Arizona (12/7/19); vs. Texas (1/4/20)
FTA: – 10 vs. Arizona (12/7/19)
Rebounds: – 10 vs. Central Arkansas (11/5/19)
Assists: – 5, three times
Turnovers: – 4 vs. Arizona (12/7/19); vs. Jackson State (12/30/19)
Blocks: – 1, four times
Steals: – 3 vs. Texas State (11/15/19); vs. Oklahoma (1/20/20)
Minutes Played: – 37 vs. Texas (1/4/20); at Florida (1/25/20)

CAREER HIGHS

Points: – 36 at Campbell (2/1/18)*
FG: – 14 at Campbell (2/1/18)*
FGA: – 24 vs. USC (3/13/18)*
3FG: – 7 at Campbell (2/1/18)*
3FGA: – 15 at Campbell (2/1/18)*
FT: – 12 at Charleston Southern (1/14/17)*
FTA: – 14 vs. High Point (1/27/18)*
Rebounds: – 11 at UNC Greensboro (12/19/17)*
Assists: – 8 vs. Wofford (11/26/17)*
Turnovers: – 8 at Rhode Island (11/10/17)*
Blocks: – 1, 15 times (11 at UNCA, 4 at BU)
Steals: – 5 at Coastal Carolina (12/3/16)*
Minutes Played: – 49 vs. USC (3/13/18)*

* - while at UNC Asheville

MISCELLANEOUS

	19-20	BU RECORD
Double-Figure Points:	14	14-0
Double-Figure Rebounds:	1	1-0
Double-Doubles:	1	1-0
20+ Points:	2	2-0
5+ Assists:	3	2-1
Led team in Points:	6	6-0
Led team in Rebounds:	3	3-0
Led team in Blocks:	1	1-0
Led team in Assists:	3	2-1

TEAGUE NOTEBOOK

- Redshirt junior guard, sat out last season as transfer from UNC Asheville; played on practice squad
- Made at least one 3-pointer in 41 of last 43 games played, including 33 of 43 games with 2+ 3FGs
- Played in all 85 career games (84 starts) during 3-season collegiate career (2017-18 at UNCA, 2020 at BU)
- Named Big 12 co-Newcomer of the Week (1/13/20) after leading Bears to wins at No. 22 Texas Tech and at No. 3 Kansas
- Led team with 16 points and added 6 rebounds and 3 assists in Big 12/SEC Challenge win at Florida (1/25/20)
- Scored game-high 21 points and added 6 rebounds in first Big 12 game vs. Texas (1/4/20)
- Led team with 19 points, including 9-of-10 at FT line, in win over No. 12 Arizona (12/7/19)
- Had 4th career double-double with 18 points and 10 rebounds in Baylor debut vs. Central Arkansas (11/5/19)
- Has 7 career games with 6+ made 3FGs, 11 games with 5+ made 3FGs and 35 games with 3+ made 3FGs
- Scored in double-figures in 14 of 18 games this season and in 68 of 85 games during collegiate career
- Earned Myrtle Beach Invitational All-Tournament honors after leading Bears with 18.7 points per game (17+ points all 3 games)
- Career .413 3-point shooter, averaging 2.4 made 3s per games (203-of-491 over 85 games)
- Two-time first-team All-Big South honoree at UNC Asheville, 3x Big South Player of the Week
- Scored 1,078 points over 2 seasons at UNCA, 4th player in Big South history to reach 1k as soph.
- Played all 68 games (67 starts) at UNCA, scored in double-figures 54 times, had 20 games with 20+ pts
- Made nearly 3 treys per game (2.85) as sophomore at UNC Asheville in 2017-18

2019-20 GAME-BY-GAME

OPPONENT	DATE	GS	MIN	FG	3FG	FT	OR-DR-TR	PF	A	T	B	S	PTS
Central Arkansas	11/5	*	29	7-12	4-6	0-0	1-9-10	2	3	3	0	1	18
vs. Washington	11/8	*	30	3-8	1-6	1-2	1-4-5	1	5	3	0	1	8
Texas State	11/15	*	34	5-13	2-6	0-0	1-1-2	0	5	2	0	3	12
vs. Ohio	11/21	*	30	5-11	3-5	4-5	2-2-4	3	0	2	0	1	17
at Coastal Carolina	11/22	*	34	6-14	3-10	6-6	0-2-2	1	2	0	0	0	21
vs. #17 Villanova	11/24	*	32	5-9	4-6	4-4	0-3-3	1	1	0	0	0	18
Maryland-Eastern Shore	12/3	*	27	3-9	1-6	3-4	1-6-7	0	5	1	0	1	10
#12 Arizona	12/7	*	31	4-12	2-8	9-10	5-2-7	0	1	4	1	2	19
#18 Butler	12/10	*	31	3-12	1-8	3-4	1-3-4	0	2	2	0	0	10
vs. UT Martin	12/18	*	28	5-10	2-5	0-1	0-3-3	1	2	0	0	1	12
Jackson State	12/30	*	27	5-11	3-6	3-5	1-4-5	1	2	4	0	2	16
Texas	1/4	*	37	5-16	2-7	9-9	0-6-6	1	1	1	1	1	21
at #22 Texas Tech	1/7	*	35	2-4	0-2	3-4	0-2-2	1	1	0	0	0	7
at #3 Kansas	1/11	*	35	6-10	3-5	1-1	2-5-7	2	3	0	0	0	16
Iowa State	1/15	*	32	0-7	0-2	2-2	2-6-8	1	1	2	1	1	2
at Oklahoma State	1/18	*	32	2-9	1-6	4-4	1-4-5	1	1	0	0	0	9
Oklahoma	1/20	*	35	4-13	2-9	6-7	0-1-1	0	2	1	0	3	16
at Florida	1/25	*	37	5-12	2-6	4-4	0-6-6	2	3	0	1	0	16
at Iowa State	1/29												
TCU	2/1												
at Kansas State	2/3												
Oklahoma State	2/8												
at Texas	2/10												
West Virginia	2/15												
at Oklahoma	2/18												
Kansas	2/22												
Kansas State	2/25												
at TCU	2/29												
Texas Tech	3/2												
at West Virginia	3/7												

TEAGUE'S UNC ASHEVILLE STATS

YEAR	GP-GS	MIN-AVG	FG-A	PCT	3FG-A	PCT	FT-A	PCT	OFF-DEF-TOT	AVG	PF-D	A	TO	B	S	TP	AVG
2016-17 (FR.)	33-32	1124-34.1	169-361	.468	70-154	.455	101-114	.886	18-133-151	4.6	46-0	90	31	7	36	509	15.4
2017-18 (SO.)	34-34	1200-35.3	181-433	.418	97-228	.425	110-127	.866	17-132-149	4.4	57-0	85	70	4	54	569	16.7
CAREER	67-66	2324-34.7	350-794	.441	167-382	.437	211-241	.876	35-265-300	4.5	103-0	175	101	11	90	1078	16.1

TEAGUE'S BAYLOR STATS

YEAR	GP-GS	MIN-AVG	FG-A	PCT	3FG-A	PCT	FT-A	PCT	OFF-DEF-TOT	AVG	PF-D	A	TO	B	S	TP	AVG
2019-20 (R.J.R.)	18-18	576-32.0	75-192	.391	36-109	.330	62-72	.861	18-69-87	4.8	18-0	40	25	4	17	248	13.8
NCAA CAREER	85-84	2900-34.1	425-986	.431	203-491	.413	273-313	.872	53-334-387	4.6	121-0	215	126	15	107	1326	15.6



0 — FLO THAMBA

F • 6-10 • 240 • SO. • 1L
KINSHASA, CONGO (MOUNTAIN MISSION SCHOOL)

SEASON HIGHS

Points: — 11 vs. UT Martin (12/18/19)
FG: — 4 vs. UT Martin (12/18/19)
FGA: — 4, three times
3FG: —
3FGA: —
FT: — 3 vs. Texas State (11/15/19); vs. UT Martin (12/18/19)
FTA: — 6 vs. UT Martin (12/18/19)
Rebounds: — 8 vs. UT Martin (12/18/19)
Assists: — 2 vs. Central Arkansas (11/5/19)
Turnovers: — 1, five times
Blocks: — 4 vs. UT Martin (12/18/19)
Steals: —
Minutes Played: — 21 vs. UT Martin (12/18/19)

CAREER HIGHS

Points: — 11 vs. UT Martin (12/18/19)
FG: — 4 vs. UT Martin (12/18/19)
FGA: — 5 vs. Kansas (1/12/19)
3FG: —
3FGA: —
FT: — 3, four times
FTA: — 6 vs. UT Martin (12/18/19)
Rebounds: — 8 vs. UT Martin (12/18/19)
Assists: — 3 vs. TCU (2/2/19)
Turnovers: — 2, seven times
Blocks: — 4 vs. UT Martin (12/18/19)
Steals: — 1, six times
Minutes Played: — 21, three times

MISCELLANEOUS

	19-20	CAREER	BU RECORD
Double-Figure Points:	1	1	1-0
Double-Figure Rebounds:	—	—	—
Double-Doubles:	—	—	—
2+ Blocks:	1	7	6-1
Led team in Points:	—	—	—
Led team in Rebounds:	1	1	1-0
Led team in Blocks:	2	7	5-2
Led team in Bench Points:	2	2	2-0

THAMBA NOTEBOOK


- Sophomore big man with 7-foot-6 wingspan, originally from Kinshasa, Democratic Republic of the Congo
- Played off bench in 14 of 18 games this season, totaling 37 points, 35 rebounds and 9 blocks in 126 minutes
- Made pair of clutch free throws to give Bears 1-point lead with 4:55 left in comeback win at Oklahoma State (1/18/20)
- Recorded career-highs with 11 points (4-4 FGs), 8 rebounds, 4 blocks and 21 minutes vs. UT Martin (12/18/19)
- Came off bench in 33 of 34 games as freshman in 2018-19, including 15 games with double-digit minutes
- Had season-highs of 6 rebounds, 3 assists and 2 blocks in just 14 minutes vs. TCU (2/2/19)
- Born in Congo, lived in England, France and South Africa, emigrated to United States in 2014
- Averaged 14.0 points, 10.0 rebounds and 1.5 blocks as senior at Mountain Mission School in Grundy, Va.
- Late addition to 2018 signing class, ranked No. 243 overall and No. 34 center by 247Sports

2019-20 GAME-BY-GAME

OPPONENT	DATE	GS	MIN	FG	3FG	FT	OR-DR-TR	PF	A	T	B	S	PTS
Central Arkansas	11/5		11	2-2	0-0	0-1	3-2-5	2	2	1	1	0	4
vs. Washington	11/8			DNP									
Texas State	11/15		10	1-2	0-0	3-4	1-1-2	2	0	0	0	0	5
vs. Ohio	11/21		8	0-0	0-0	0-0	0-2-2	2	0	0	0	0	0
at Coastal Carolina	11/22		4	0-0	0-0	0-0	0-0-0	1	0	0	0	0	0
vs. #17 Villanova	11/24			DNP									
Maryland-Eastern Shore	12/3		17	2-2	0-0	2-3	0-4-4	4	0	1	1	0	6
#12 Arizona	12/7		13	1-4	0-0	2-2	2-2-4	4	0	1	1	0	4
#18 Butler	12/10		9	1-2	0-0	0-2	1-1-2	2	0	0	1	0	2
vs. UT Martin	12/18		21	4-4	0-0	3-6	0-8-8	4	0	1	4	0	11
Jackson State	12/30		12	0-4	0-0	2-4	1-3-4	1	0	0	0	0	2
Texas	1/4		5	0-1	0-0	0-0	1-2-3	0	0	0	1	0	0
at #22 Texas Tech	1/7			DNP									
at #3 Kansas	1/11		4	0-0	0-0	0-0	0-0-0	0	0	0	0	0	0
Iowa State	1/15		4	0-0	0-0	1-2	1-0-1	0	0	0	0	0	1
at Oklahoma State	1/18		3	0-0	0-0	2-2	0-0-0	1	0	0	0	0	2
Oklahoma	1/20			DNP									
at Florida	1/25		5	0-1	0-0	0-0	0-0-0	2	0	1	0	0	0
at Iowa State	1/29												
TCU	2/1												
at Kansas State	2/3												
Oklahoma State	2/8												
at Texas	2/10												
West Virginia	2/15												
at Oklahoma	2/18												
Kansas	2/22												
Kansas State	2/25												
at TCU	2/29												
Texas Tech	3/2												
at West Virginia	3/7												

THAMBA'S CAREER STATS

YEAR	GP-GS	MIN-AVG	FG-A	PCT	3FG-A	PCT	FT-A	PCT	OFF-DEF-TOT	AVG	PF-D	A	TO	B	S	TP	AVG
2018-19 (FR.)	33-0	331-10.0	21-39	.538	0-0	.000	16-30	.533	31-41-72	2.2	57-1	11	24	21	6	58	1.8
2019-20 (SO.)	14-0	126-9.0	11-22	.500	0-0	.000	15-26	.577	10-25-35	2.5	25-0	2	5	9	0	37	2.6
CAREER	47-0	457-9.7	32-61	.525	0-0	.000	31-56	.554	41-66-107	2.3	82-1	13	29	30	6	95	2.0



11 – MARK VITAL

G/F • 6-5 • 230 • R.J.R. • 2L

LAKE CHARLES, LA. (ADVANCED PREP INT'L (TEXAS))

SEASON HIGHS

Points: – 11 vs. UT Martin (12/18/19); vs. Iowa State (1/15/20)
FG: – 5, three times
FGA: – 10 vs. Washington (11/8/19)
3FG: – 1 vs. Texas State (11/15/19); vs. Butler (12/10/19)
3FGA: – 4 vs. Jackson State (12/30/19)
FT: – 4 at Texas Tech (1/7/20)
FTA: – 8 at Texas Tech (1/7/20)
Rebounds: – 13 at Texas Tech (1/7/20)
Assists: – 4 at Kansas (1/11/20)
Turnovers: – 3 vs. Jackson State (12/30/19)
Blocks: – 3 vs. Butler (12/10/19)
Steals: – 4 vs. Jackson State (12/30/19)
Minutes Played: – 38 at Kansas (1/11/20)

CAREER HIGHS

Points: – 17 vs. Gonzaga (3/23/19)
FG: – 7 vs. Gonzaga (3/23/19)
FGA: – 13 vs. Kansas (1/12/19)
3FG: – 1, seven times
3FGA: – 4 vs. Jackson State (12/30/19)
FT: – 7 vs. Texas (2/27/19)
FTA: – 10 vs. Prairie View A&M (11/12/18); vs. Nicholls (11/16/18)
Rebounds: – 17 at Arizona (12/15/18)
Assists: – 8 vs. Oklahoma State (1/15/18)
Turnovers: – 7 vs. Kansas (2/10/18)
Blocks: – 3, five times
Steals: – 5 vs. SFA (12/18/18)
Minutes Played: – 41 vs. Texas (2/27/19)

MISCELLANEOUS

	19-20	CAREER	BU RECORD
Double-Figure Points:	4	23	13-10
Double-Figure Rebounds:	2	11	9-2
Double-Doubles:	–	2	2-0
5+ Assists:	–	7	6-1
2+ Blocks	5	19	14-5
Led team in Points:	–	3	0-3
Led team in Rebounds:	3	29	20-9
Led team in Assists:	3	16	10-6
Led team in Blocks:	5	20	13-7
Led team in Bench Points:	2	8	7-1

VITAL NOTEBOOK

- High-flying redshirt junior guard/forward from Lake Charles, La., sat out 2016-17 season before debuting in 2017-18
- Named 2019 All-Big 12 honorable mention and selected to Big 12 All-Defensive Team by league's coaches
- Has appeared in team-high 76 consecutive games, only game missed during career was vs. NCAA team Randall (12/9/17)
- Started 12 games this season (including each of last 10 games), came off bench in 6 of first 8 games of season
- Had 15-game streak with 1+ steals snapped vs. OU (1/20/20); ranks 4th in Big 12 and 75th nationally with 1.83 steals/game
- Started all 34 games last season (11 at 5-spot, 21 at 4-spot, 2 at 3-spot); has started 61 of team's last 71 games
- Has scored in double-figures 23 times during BU career, has 11 games with double-digit rebounds and 2 double-doubles
- Tied career-high with 3 blocks, including potential go-ahead layup with 1.5 seconds left in win over No. 18 Butler (12/10/19)
- Had career-high 17 points with 8 rebounds in 29 minutes of NCAA Tournament 2nd Round vs. Gonzaga (3/23/19)
- Went perfect 7-for-7 at foul line and posted 13 points, 8 rebounds and 3 assists in 84-83 OT win vs. Texas (2/27/17)
- Posted 2nd career double-double with career-high 15 points, 14 rebounds, 2 assists and 2 blocks in win vs. West Virginia (2/23/19)
- Had career-high 17 rebounds (9 offensive) in win at Arizona (12/15/18), out-rebounding all 9 Arizona players combined (14 rebounds)
- Career-first double-double with 11 points, 11 rebounds and 5 assists in 29 minutes vs. Nicholls State (11/16/18)
- Played in every game vs. NCAA opponents during Baylor career (lone missed game was vs. Randall in 2017-18)
- Nicknamed "Baby Rico" after former Baylor All-American power forward and fellow Louisianan Rico Gathers
- Committed to Baylor in September 2013, more than two years before signing day

2019-20 GAME-BY-GAME

OPPONENT	DATE	GS	MIN	FG	3FG	FT	OR-DR-TR	PF	A	T	B	S	PTS
Central Arkansas	11/5		19	2-7	0-1	2-4	1-4-5	4	1	1	0	0	6
vs. Washington	11/8		23	3-10	0-0	2-2	2-1-3	3	1	0	1	1	8
Texas State	11/15	*	26	3-8	1-3	3-4	4-1-5	1	1	1	2	2	10
vs. Ohio	11/21		23	3-5	0-0	3-6	4-2-6	0	0	1	2	2	9
at Coastal Carolina	11/22		27	5-7	0-1	0-1	5-4-9	2	2	1	1	3	10
vs. #17 Villanova	11/24		26	0-0	0-0	2-2	1-3-4	4	3	2	0	1	2
Maryland-Eastern Shore	12/3	*	27	3-8	0-2	0-3	3-3-6	2	1	2	1	3	6
#12 Arizona	12/7		14	0-1	0-0	0-0	1-6-7	5	3	1	0	2	0
#18 Butler	12/10	*	31	3-7	1-1	0-1	3-2-5	2	2	1	3	1	7
vs. UT Martin	12/18	*	24	5-6	0-0	1-2	2-0-2	2	2	1	1	2	11
Jackson State	12/30	*	27	3-8	0-4	0-2	1-5-6	1	3	3	0	4	6
Texas	1/4	*	26	2-8	0-1	0-1	6-1-7	1	0	1	2	2	4
at #22 Texas Tech	1/7	*	30	2-3	0-0	4-8	4-9-13	3	1	1	0	3	8
at #3 Kansas	1/11	*	38	1-7	0-1	2-2	1-5-6	3	4	0	0	3	4
Iowa State	1/15	*	31	5-9	0-2	1-5	3-4-7	3	1	2	0	2	11
at Oklahoma State	1/18	*	24	0-2	0-0	0-0	2-1-3	2	3	2	0	1	0
Oklahoma	1/20	*	26	1-5	0-1	0-1	4-4-8	2	1	1	2	0	2
at Florida	1/25	*	29	2-3	0-0	0-0	4-6-10	3	0	1	0	0	4
at Iowa State	1/29												
TCU	2/1												
at Kansas State	2/3												
Oklahoma State	2/8												
at Texas	2/10												
West Virginia	2/15												
at Oklahoma	2/18												
Kansas	2/22												
Kansas State	2/25												
at TCU	2/29												
Texas Tech	3/2												
at West Virginia	3/7												

VITAL'S CAREER STATS

YEAR	GP-GS	MIN-AVG	FG-A	PCT	3FG-A	PCT	FT-A	PCT	OFF-DEF-TOT	AVG	PF-D	A	TO	B	S	TP	AVG
2016-17 (FR.)		-redshirt-															
2017-18 (RFR.)	33-18	786-23.8	87-181	.481	1-10	.100	47-93	.505	75-109-184	5.6	73-0	71	68	21	26	222	6.7
2018-19 (RSO.)	34-34	943-27.7	89-192	.464	4-22	.182	64-121	.529	121-124-245	7.2	99-4	68	61	31	35	246	7.2
2019-20 (RJR.)	18-12	471-26.2	43-104	.413	2-17	.118	20-44	.455	51-61-112	6.2	43-1	29	22	15	33	108	6.0
CAREER	85-64	2200-25.9	219-477	.459	7-49	.143	131-258	.508	247-294-541	6.4	215-5	168	151	67	94	576	6.8

2019-20 SEASON STATISTICS



THE STAT CREW SYSTEM
 Baylor Combined Team Statistics (as of Jan 25, 2020)
 All games



BIG 12 CONFERENCE

RECORD:	OVERALL	HOME	AWAY	NEUTRAL
ALL GAMES	17-1	9-0	5-0	3-1
CONFERENCE	6-0	3-0	3-0	0-0
NON-CONFERENCE	11-1	6-0	2-0	3-1

#	Player	gp-gs	min	avg	Total		3-Point		F-Throw		Rebounds				pf	dq	a	to	blk	stl	pts	avg	
					fg-fga	fg%	3fg-fga	3fg%	ft-fa	ft%	off	def	tot	avg									
12	Butler, Jared	18-18	528	29.3	98-230	.426	45-116	.388	43-51	.843	9	41	50	2.8	41	1	56	41	3	26	284	15.8	
31	Teague, MaCio	18-18	576	32.0	75-192	.391	36-109	.330	62-72	.861	18	69	87	4.8	18	0	40	25	4	17	248	13.8	
33	Gillespie, Freddie	18-18	499	27.7	71-122	.582	0-0	.000	36-51	.706	74	91	165	9.2	41	0	10	15	39	20	178	9.9	
45	Mitchell, Davion	18-18	549	30.5	63-154	.409	23-69	.333	28-41	.683	7	40	47	2.6	48	0	54	38	6	23	177	9.8	
02	Bandoo, Devonte	18-0	439	24.4	52-123	.423	25-56	.446	15-20	.750	18	59	77	4.3	19	0	29	28	1	9	144	8.0	
11	Vital, Mark	18-12	471	26.2	43-104	.413	2-17	.118	20-44	.455	51	61	112	6.2	43	1	29	22	15	33	108	6.0	
25	Clark, Tristan	13-6	188	14.5	25-58	.431	0-2	.000	8-11	.727	8	22	30	2.3	32	0	6	18	4	3	58	4.5	
24	Mayer, Matthew	18-0	196	10.9	27-70	.386	11-24	.458	9-15	.600	12	18	30	1.7	21	0	15	13	2	8	74	4.1	
00	Thamba, Flo	14-0	126	9.0	11-22	.500	0-0	.000	15-26	.577	10	25	35	2.5	25	0	2	5	9	0	37	2.6	
13	Moffatt, Jackson	4-0	10	2.5	0-5	.000	0-5	.000	0-0	.000	0	1	1	0.3	1	0	0	0	0	1	0	0.0	
15	Okeke, Obim	5-0	18	3.6	0-6	.000	0-5	.000	0-0	.000	0	5	5	1.0	2	0	5	1	0	1	0	0.0	
Team											39	21	60										
Total.....		18	3600		465-1086	.428	142-403	.352	236-331	.713	246	453	699	38.8	291	2	246	214	83	141	1308	72.7	
Opponents.....		18	3600		382-997	.383	109-350	.311	182-275	.662	181	409	590	32.8	318	7	205	265	94	104	1055	58.6	

TEAM STATISTICS	BU	OPP	Date	Opponent	Score	Att.
SCORING	1308	1055	11/05/19	CENTRAL ARKANSAS	w 105-61	8805
Points per game	72.7	58.6	11/08/19	vs Washington	L 64-67	5117
Scoring margin	+14.1	-	11/15/19	TEXAS ST.	w 72-63	7640
FIELD GOALS-ATT	465-1086	382-997	11/21/19	vs Ohio	w 76-53	2269
Field goal pct	.428	.383	! 11/22/19	at Coastal Carolina	w 77-65	1921
3 POINT FG-ATT	142-403	109-350	11/24/19	vs Villanova	w 87-78	0
3-point FG pct	.352	.311	12/03/19	UMES	w 78-46	6195
3-pt FG made per game	7.9	6.1	12/07/19	ARIZONA	w 63-58	7872
FREE THROWS-ATT	236-331	182-275	12/10/19	BUTLER	w 53-52	7270
Free throw pct	.713	.662	12/18/19	vs UT Martin	w 91-63	0
F-Throws made per game	13.1	10.1	12/30/19	JACKSON ST.	w 83-57	6773
REBOUNDS	699	590	* 01/04/20	TEXAS	w 59-44	6063
Rebounds per game	38.8	32.8	* 01/07/20	at Texas Tech	w 57-52	15098
Rebounding margin	+6.1	-	* 01/11/20	at Kansas	w 67-55	16300
ASSISTS	246	205	* 01/15/20	IOWA ST.	w 68-55	8500
Assists per game	13.7	11.4	* 01/18/20	at Oklahoma St.	w 75-68	7594
TURNOVERS	214	265	* 01/20/20	OKLAHOMA	w 61-57	9217
Turnovers per game	11.9	14.7	01/25/20	at Florida	w 72-61	11092
Turnover margin	+2.8	-	* = Conference game			
Assist/turnover ratio	1.1	0.8				
STEALS	141	104				
Steals per game	7.8	5.8				
BLOCKS	83	94				
Blocks per game	4.6	5.2				
ATTENDANCE	68335	59391				
Home games-Avg/Game	9-7593	5-10401				
Neutral site-Avg/Game	-	4-1846				

Score by Periods	1st	2nd	Totals
Baylor	644	664	1308
Opponents	491	564	1055

2019-20 BIG 12 STATISTICS



THE STAT CREW SYSTEM
 Baylor Combined Team Statistics (as of Jan 20, 2020)
 Conference games only



BIG 12 CONFERENCE

RECORD:	OVERALL	HOME	AWAY	NEUTRAL
ALL GAMES	6-0	3-0	3-0	0-0
CONFERENCE	6-0	3-0	3-0	0-0
NON-CONFERENCE	0-0	0-0	0-0	0-0

#	Player	gp-gs	min	avg	Total		3-Point		F-Throw		Rebounds				pf	dq	a	to	blk	stl	pts	avg
					fg-fga	fg%	3fg-fga	3fg%	ft-fa	ft%	off	def	tot	avg								
12	Butler, Jared	6-6	181	30.2	30-85	.353	9-36	.250	11-16	.688	5	14	19	3.2	15	0	17	14	1	8	80	13.3
31	Teague, MaCio	6-6	206	34.3	19-59	.322	8-31	.258	25-27	.926	5	24	29	4.8	6	0	9	4	2	5	71	11.8
33	Gillespie, Freddie	6-6	171	28.5	30-49	.612	0-0	.000	10-16	.625	29	28	57	9.5	17	0	1	3	14	4	70	11.7
45	Mitchell, Davion	6-6	188	31.3	22-53	.415	10-24	.417	3-3	1.000	3	20	23	3.8	15	0	11	15	2	4	57	9.5
02	Bandoo, Devonte	6-0	132	22.0	12-37	.324	6-14	.429	5-8	.625	6	18	24	4.0	5	0	8	8	0	2	35	5.8
11	Vital, Mark	6-6	175	29.2	11-34	.324	0-5	.000	7-17	.412	20	24	44	7.3	14	0	10	7	4	11	29	4.8
25	Clark, Tristan	6-0	55	9.2	10-15	.667	0-0	.000	1-2	.500	3	4	7	1.2	14	0	0	6	1	0	21	3.5
24	Mayer, Matthew	6-0	76	12.7	6-22	.273	3-8	.375	6-7	.857	1	9	10	1.7	6	0	7	5	0	3	21	3.5
00	Thamba, Flo	4-0	16	4.0	0-1	.000	0-0	.000	3-4	.750	2	2	4	1.0	1	0	0	0	1	0	3	0.8
Team											13	14	27				3					
Total.....		6	1200		140-355	.394	36-118	.305	71-100	.710	87	157	244	40.7	93	0	63	65	25	37	387	64.5
Opponents.....		6	1200		125-331	.378	39-126	.310	42-72	.583	60	140	200	33.3	99	2	74	73	35	33	331	55.2

TEAM STATISTICS	BU	OPP	Date	Opponent	Score	Att.
SCORING	387	331	* 01/04/20	TEXAS	w 59-44	6063
Points per game	64.5	55.2	* 01/07/20	at Texas Tech	w 57-52	15098
Scoring margin	+9.3	-	* 01/11/20	at Kansas	w 67-55	16300
FIELD GOALS-ATT	140-355	125-331	* 01/15/20	IOWA ST.	w 68-55	8500
Field goal pct	.394	.378	* 01/18/20	at Oklahoma St.	w 75-68	7594
3 POINT FG-ATT	36-118	39-126	* 01/20/20	OKLAHOMA	w 61-57	9217
3-point FG pct	.305	.310	* = Conference game			
3-pt FG made per game	6.0	6.5				
FREE THROWS-ATT	71-100	42-72				
Free throw pct	.710	.583				
F-Throws made per game	11.8	7.0				
REBOUNDS	244	200				
Rebounds per game	40.7	33.3				
Rebounding margin	+7.3	-				
ASSISTS	63	74				
Assists per game	10.5	12.3				
TURNOVERS	65	73				
Turnovers per game	10.8	12.2				
Turnover margin	+1.3	-				
Assist/turnover ratio	1.0	1.0				
STEALS	37	33				
Steals per game	6.2	5.5				
BLOCKS	25	35				
Blocks per game	4.2	5.8				
ATTENDANCE	23780	38992				
Home games-Avg/Game	3-7927	3-12997				
Neutral site-Avg/Game	-	0-0				

Score by Periods	1st	2nd	Totals
Baylor	186	201	387
Opponents	150	181	331

GAME 5 - #24 BAYLOR 77, COASTAL CAROLINA 65



Official Basketball Box Score -- Game Totals -- Final Statistics
Coastal Carolina vs Baylor
11/22/19 4:30 pm at Conway, S.C. (HTC Center)



Coastal Carolina 65 • 3-3,0-0 Sun Belt

Table with columns: #, Player, FG-FGA, 3-Ptr, FT-FTA, Rebounds (Off, Def, Tot), PF, TP, A, TO, Blk, Stl, Min. Includes team totals and game statistics.

Baylor 77 • 4-1,0-0 Big 12

Table with columns: #, Player, FG-FGA, 3-Ptr, FT-FTA, Rebounds (Off, Def, Tot), PF, TP, A, TO, Blk, Stl, Min. Includes team totals and game statistics.

Officials: Don Dally, Pat Adams, Kelly Self
Technical fouls: Coastal Carolina-None, Baylor-None.
Attendance: 1921

Score by periods table with columns: 1st, 2nd, Total. Shows scores for Coastal Carolina and Baylor.

Last FG - CCU 2nd-08:20, BU 2nd-02:53.
Largest lead - CCU by 9 1st-13:35, BU by 15 2nd-02:53.
CCU led for 17:11. BU led for 19:07. Game was tied for 03:42.

Points in Paint, Off T/O, 2nd Chance, Fast Break, Bench. Shows statistics for Coastal Carolina and Baylor.

GAME 6 - #24 BAYLOR 87, #17 VILLANOVA 78



Official Basketball Box Score -- Game Totals -- Final Statistics
Villanova vs Baylor
11/24/19 5:00 pm at Conway, S.C. (HTC Center)



Villanova 78 • 4-2,0-0 Big East

Table with columns: #, Player, FG-FGA, 3-Ptr, FT-FTA, Rebounds (Off, Def, Tot), PF, TP, A, TO, Blk, Stl, Min. Includes team totals and game statistics.

Baylor 87 • 5-1,0-0 Big 12

Table with columns: #, Player, FG-FGA, 3-Ptr, FT-FTA, Rebounds (Off, Def, Tot), PF, TP, A, TO, Blk, Stl, Min. Includes team totals and game statistics.

Officials: Clarence Armstrong, Lee Cassell, Mike Eades
Technical fouls: Villanova-None, Baylor-None.
Attendance: 1921

Score by periods table with columns: 1st, 2nd, Total. Shows scores for Villanova and Baylor.

Last FG - VU 2nd-02:38, BU 2nd-01:05.
Largest lead - VU by 6 2nd-12:49, BU by 9 2nd-00:19.
VU led for 14:22. BU led for 20:22. Game was tied for 05:16.

Points in Paint, Off T/O, 2nd Chance, Fast Break, Bench. Shows statistics for Villanova and Baylor.

GAME 7 - #18 BAYLOR 78, MARYLAND EASTERN SHORE 46



Official Basketball Box Score -- Game Totals -- Final Statistics
UMES vs Baylor
12/03/19 6:30 pm at Ferrell Center (Waco, Texas)



UMES 46 • 0-10,0-0 MEAC

Table with columns: #, Player, FG-FGA, 3-Ptr, FT-FTA, Rebounds (Off, Def, Tot), PF, TP, A, TO, Blk, Stl, Min. Includes team totals and game statistics.

Baylor 78 • 6-1,0-0 Big 12

Table with columns: #, Player, FG-FGA, 3-Ptr, FT-FTA, Rebounds (Off, Def, Tot), PF, TP, A, TO, Blk, Stl, Min. Includes team totals and game statistics.

Officials: Jemel Spearman, Mike Roberts, John Higgins
Technical fouls: UMES-None, Baylor-None.
Attendance: 6195

Score by periods table with columns: 1st, 2nd, Total. Shows scores for UMES and Baylor.

Last FG - UMES 2nd-00:27, BU 2nd-00:14.
Largest lead - UMES None, BU by 34 2nd-02:45.
UMES led for 00:00. BU led for 39:40. Game was tied for 00:20.

Points in Paint, Off T/O, 2nd Chance, Fast Break, Bench. Shows statistics for UMES and Baylor.

GAME 8 - #18 BAYLOR 63, #12 ARIZONA 58



Official Basketball Box Score -- Game Totals -- Final Statistics
Arizona vs Baylor
12/07/19 11:00 am at Ferrell Center (Waco, Texas)



Arizona 58 • 9-1,0-0 Pac-12

Table with columns: #, Player, FG-FGA, 3-Ptr, FT-FTA, Rebounds (Off, Def, Tot), PF, TP, A, TO, Blk, Stl, Min. Includes team totals and game statistics.

Baylor 63 • 7-1,0-0 Big 12

Table with columns: #, Player, FG-FGA, 3-Ptr, FT-FTA, Rebounds (Off, Def, Tot), PF, TP, A, TO, Blk, Stl, Min. Includes team totals and game statistics.

Officials: Larry Spaulding, Keith Kimble, Tony Padilla
Technical fouls: Arizona-None, Baylor-None.
Attendance: 7872

Score by periods table with columns: 1st, 2nd, Total. Shows scores for Arizona and Baylor.

Last FG - UA 2nd-00:11, BU 2nd-00:35.
Largest lead - UA by 2 1st-19:35, BU by 18 1st-05:25.
UA led for 03:34. BU led for 36:01. Game was tied for 00:25.

Points in Paint, Off T/O, 2nd Chance, Fast Break, Bench. Shows statistics for Arizona and Baylor.

GAME 13 - #4 BAYLOR 57, #22 TEXAS TECH 52



Official Basketball Box Score -- Game Totals -- Final Statistics
Baylor vs Texas Tech
01/07/20 8:00 pm at Lubbock, TX (United Supermarkets Arena)



Baylor 57 • 12-1,2-0 Big 12

Table with columns: #, Player, FG-FGA, 3-Ptr, FT-FTA, Rebounds, PF, TP, A TO Blk Stl, Min. Includes team totals and half-by-half statistics.

Texas Tech 52 • 10-4,1-1 Big 12

Table with columns: #, Player, FG-FGA, 3-Ptr, FT-FTA, Rebounds, PF, TP, A TO Blk Stl, Min. Includes team totals and half-by-half statistics.

Officials: Larry Spaulding, Darron George, Doug Simmons
Technical fouls: Baylor-None, Texas Tech-None.
Attendance: 15098

Score by periods table with columns: 1st, 2nd, Total. Shows Baylor leading 21-36-57 vs Texas Tech 18-34-52.

Last FG - BU 2nd-03:06, TTU 2nd-00:08.
Largest lead - BU by 8 2nd-16:43, TTU by 3 1st-17:53.
BU led for 29:59, TTU led for 04:33. Game was tied for 05:28.

Points and In/Off T/O Chance table for BU and TTU. Includes Fast Break and Bench statistics.

GAME 14 - #4 BAYLOR 67, #3 KANSAS 55



Official Basketball Box Score -- Game Totals -- Final Statistics
Baylor vs Kansas
01/11/20 12:00 pm at Allen Fieldhouse (Lawrence, Kan.)



Baylor 67 • 13-1,3-0 Big 12

Table with columns: #, Player, FG-FGA, 3-Ptr, FT-FTA, Rebounds, PF, TP, A TO Blk Stl, Min. Includes team totals and half-by-half statistics.

Kansas 55 • 12-3,2-1 Big 12

Table with columns: #, Player, FG-FGA, 3-Ptr, FT-FTA, Rebounds, PF, TP, A TO Blk Stl, Min. Includes team totals and half-by-half statistics.

Officials: Tony Padilla, James Luckie, Kipp Kissinger
Technical fouls: Baylor-None, Kansas-None.
Attendance: 16300

Score by periods table with columns: 1st, 2nd, Total. Shows Baylor leading 37-67-67 vs Kansas 24-31-55.

Last FG - BU 2nd-00:49, KU 2nd-00:00.
Largest lead - BU by 17 2nd-02:29, KU by 5 1st-07:56.
BU led for 30:46, KU led for 07:56. Game was tied for 01:18.

Points and In/Off T/O Chance table for BU and KU. Includes Fast Break and Bench statistics.

GAME 15 - #2 BAYLOR 68, IOWA STATE 55



Official Basketball Box Score -- Game Totals -- Final Statistics
Iowa St. vs Baylor
01/15/20 7:00 pm at Ferrell Center (Waco, Texas)



Iowa St. 55 • 8-8,1-3 Big 12

Table with columns: #, Player, FG-FGA, 3-Ptr, FT-FTA, Rebounds, PF, TP, A TO Blk Stl, Min. Includes team totals and half-by-half statistics.

Baylor 68 • 14-1,4-0 Big 12

Table with columns: #, Player, FG-FGA, 3-Ptr, FT-FTA, Rebounds, PF, TP, A TO Blk Stl, Min. Includes team totals and half-by-half statistics.

Officials: Jeb Hartness, Chris Rastatter, Bert Smith
Technical fouls: Iowa St.-None, Baylor-None.
Attendance: 8500

Score by periods table with columns: 1st, 2nd, Total. Shows Iowa St. leading 25-30-55 vs Baylor 30-38-68.

Last FG - ISU 2nd-00:35, BU 2nd-00:04.
Largest lead - ISU by 2 1st-16:36, BU by 20 2nd-05:42.
ISU led for 02:35, BU led for 34:05. Game was tied for 03:20.

Points and In/Off T/O Chance table for ISU and BU. Includes Fast Break and Bench statistics.

GAME 16 - #2 BAYLOR 75, OKLAHOMA STATE 68



Official Basketball Box Score -- Game Totals -- Final Statistics
Baylor vs Oklahoma St.
01/18/20 11:00 am at Stillwater, Okla. (Gallagher-Iba Arena)



Baylor 75 • 15-1,5-0 Big 12

Table with columns: #, Player, FG-FGA, 3-Ptr, FT-FTA, Rebounds, PF, TP, A TO Blk Stl, Min. Includes team totals and half-by-half statistics.

Oklahoma St. 68 • 9-8,0-5 Big 12

Table with columns: #, Player, FG-FGA, 3-Ptr, FT-FTA, Rebounds, PF, TP, A TO Blk Stl, Min. Includes team totals and half-by-half statistics.

Officials: Chance Moore, Bret Smith, Gary Maxwell
Technical fouls: Baylor-None, Oklahoma St.-None.
Attendance: 7594

Score by periods table with columns: 1st, 2nd, Total. Shows Baylor leading 27-48-75 vs Oklahoma St. 36-32-68.

Last FG - BU 2nd-01:31, OSU 2nd-00:27.
Largest lead - BU by 7 2nd-00:05, OSU by 12 01-01:27.
BU led for 07:36, OSU led for 30:13. Game was tied for 02:11.

Points and In/Off T/O Chance table for BU and OSU. Includes Fast Break and Bench statistics.

LAST TIME IN AMES – FEB. 19, 2019: BAYLOR 73, #19 IOWA STATE 69 (HILTON COLISEUM)

Official Basketball Box Score -- Game Totals -- Final Statistics
Baylor vs Iowa State
02/19/19 8:05 p.m. at Hilton Coliseum - Ames, Iowa



BIG 12 CONFERENCE

Baylor 73 • 17-9, 8-5

#	Player	*	Total			3-Ptr			Rebounds			PF	TP	A	TO	Blk	Stl	Min
			FG-FGA	FG-FGA	FT-FTA	FG-FGA	FG-FGA	FT-FTA	Off	Def	Tot							
04	Kegler, Mario	*	4-9	1-4	0-0	3	3	6	1	9	5	0	0	0	0	33		
10	Mason, Makai	*	4-18	2-10	4-5	2	3	5	0	14	3	4	0	0	31			
11	Vital, Mark	*	3-8	0-0	0-0	5	0	5	4	6	2	0	1	0	22			
12	Butler, Jared	*	6-12	5-8	0-0	1	5	6	3	17	5	2	0	1	36			
33	Gillespie, Freddie	*	7-8	0-0	0-0	3	7	10	4	14	0	2	2	0	31			
00	Thamba, Flo		1-3	0-0	1-2	2	2	4	0	3	0	0	0	1	9			
02	Bandoo, Devonte		4-9	2-6	0-0	1	4	5	2	10	1	1	0	1	30			
24	Mayer, Matthew		0-0	0-0	0-0	1	1	2	0	0	0	0	0	0	8			
Team						0	1	1										
Totals			29-67	10-28	5-7	18	26	44	14	73	16	9	3	3	200			

FG % 1st Half:	16-39	41.0%	2nd half:	13-28	46.4%	Game:	29-67	43.3%	Deadball
3FG % 1st Half:	5-14	35.7%	2nd half:	5-14	35.7%	Game:	10-28	35.7%	Rebounds
FT % 1st Half:	1-2	50.0%	2nd half:	4-5	80.0%	Game:	5-7	71.4%	1

Iowa State 69 • 19-7, 8-5 (#19)

#	Player	*	Total			3-Ptr			Rebounds			PF	TP	A	TO	Blk	Stl	Min
			FG-FGA	FG-FGA	FT-FTA	FG-FGA	FG-FGA	FT-FTA	Off	Def	Tot							
01	Weiler-Babb, Nick	*	4-10	0-3	0-0	1	6	7	2	8	6	2	0	0	38			
03	Shayok, Marial	*	8-17	3-6	1-1	1	2	3	1	20	2	1	0	0	33			
11	Horton-Tucker, Talen	*	3-9	1-4	0-0	1	6	7	0	7	1	0	1	1	23			
12	Jacobson, Michael	*	3-5	0-0	0-0	0	2	2	2	6	0	0	1	1	19			
22	Haliburton, Tyrese	*	3-5	3-4	0-0	1	0	1	0	9	0	0	2	1	35			
02	Lard, Cameron		3-5	0-0	3-4	2	2	4	5	9	1	0	1	1	21			
05	Wigginton, Lindell		2-9	1-6	5-6	0	1	1	3	10	2	2	0	0	26			
23	Talley Jr., Zoran		0-0	0-0	0-0	0	0	0	0	0	1	0	1	0	5			
Team						2	1	3										
Totals			26-60	8-23	9-11	8	20	28	13	69	13	5	6	4	200			

FG % 1st Half:	13-26	50.0%	2nd half:	13-34	38.2%	Game:	26-60	43.3%	Deadball
3FG % 1st Half:	3-9	33.3%	2nd half:	5-14	35.7%	Game:	8-23	34.8%	Rebounds
FT % 1st Half:	5-6	83.3%	2nd half:	4-5	80.0%	Game:	9-11	81.8%	2,1

Officials: Joe DeRosa, Gerry Pollard, Antinio Petty

Technical fouls: Baylor-None. Iowa State-None.

Attendance: 14084

Fouled Out: ISU #2 Lard (0:03.5)

Score by periods	1st	2nd	Total
Baylor	38	35	73
Iowa State	34	35	69

Points	In	Off	2nd	Fast	
BU	Paint	T/O	Chance	Break	Bench
ISU	30	7	18	4	13
	32	11	12	4	19

Last FG - BU 2nd-02:00, ISU 2nd-00:03.

Largest lead - BU by 10 1st-11:57, ISU by 4 1st-16:26.

BU led for 30:55. ISU led for 05:46. Game was tied for 03:19.

Score tied - 4 times.

Lead changed - 13 times.

THE LAST TIME ...

THE LAST TIME A BAYLOR TEAM...

Scored 110 Points.....	118 vs. Savannah State (12/17/17)
Scored 100 Points.....	105 vs. Central Arkansas (11/5/19)
Scored 90 Points.....	91 vs. UT Martin (12/18/19)
Scored Fewer than 50 Points.....	44 at Kansas (11/14/13)
Won by 40 Points.....	44 vs. Central Arkansas (11/5/19)
Won by 30 Points.....	32 vs. Maryland Eastern Shore (12/3/19)
Shot 65 pct from floor.....	66.1 (41-62) vs. Texas Southern (12/14/17)
Shot 60 pct from floor.....	60.8 (31-51) vs. PVAMU (11/12/18)
Shot less than 30 pct from floor.....	29.8 (17-57) at TCU (11/10/15)
Shot 65 pct from 3FG.....	70.6 (12-17) vs. Central Arkansas (11/10/17)
Shot 60 pct from 3FG.....	60.0 (15-25) at Oklahoma State (11/14/19)
Shot less than 15 pct from 3FG.....	111 (2-18) vs. Ole Miss (11/23/18)
Shot less than 10 pct from 3FG.....	.083 (1-12) vs. TCU (1/2/18)
Made 15 3-point field goals.....	18 vs. Central Arkansas (11/5/19)
Failed to make a 3FG.....	0-8 at Texas Tech (2/21/90)
Shot 95 pct from FT line.....	100.0 (9-9) at Oklahoma State (2/6/18)
Shot 90 pct from FT line.....	93.8 (15-16) at Florida (1/25/20)
Shot less than 40 pct from FT line.....	27.3 (3-11) vs. Texas Southern (11/6/18)
Had 60 Rebounds.....	60 vs. Huston-Tillotson (1/21/15)
Had 55 Rebounds.....	58 vs. Savannah State (12/17/17)
Had 50 Rebounds.....	52 vs. Maryland Eastern Shore (12/3/19)
Had 20 Offensive Rebounds.....	26 vs. Kansas (11/2/19)
Had 40 Defensive Rebounds.....	43 vs. Savannah State (12/17/17)
Had 35 Assists.....	40 vs. Hardin-Simmons (12/16/15)
Had 30 Assists.....	32 vs. Savannah State (12/17/17)
Had 25 Assists.....	25 vs. Central Arkansas (11/5/19)
Had 25 Turnovers.....	29 at West Virginia (11/10/17)
Had 20 Turnovers.....	20 at Texas Tech (1/7/20)
Had fewer than 7 Turnovers.....	5 at Kansas (11/11/20)
Had fewer than 5 Turnovers.....	4 at West Virginia (2/22/14)
Had 16 Steals.....	16 vs. Savannah State (11/23/15)
Had 15 Steals.....	15 vs. Texas State (11/15/19)
Had 12 Steals.....	13 vs. UT Martin (12/18/19)
Had 12 Blocked Shots.....	12 vs. New Orleans (12/29/18)
Had 10 Blocked Shots.....	10 vs. TCU (2/2/19)
Had no Blocked Shots.....	at West Virginia (1/21/19)
Had two 20-point scorers.....	Mario Kegler (23), Devonte Bando (22) vs. West Virginia (2/13/19)
Had two 25-point scorers.....	Jo Lual-Acuil Jr. (31), Manu Lecomte (25) vs. Savannah State (12/17/17)
Had seven double-figure scorers.....	vs. Long Beach State (3/20/13)
Had six double-figure scorers.....	vs. Kansas State (1/22/18)
Had five double-figure scorers.....	vs. UT Martin (12/18/19)
Had all five starters score in double figures.....	vs. Randall (12/9/17)
Had all five starters score 15+ points.....	vs. Central Arkansas (11/10/17)
Had no players score in double figures.....	vs. Texas A&M (3/5/08)
Had no starters score in double figures.....	at Kansas State (3/3/18)
Had four players score 15+ points.....	vs. PVAMU (11/12/18)
Had five players score 15+ points.....	vs. Central Arkansas (11/10/17)
Had four players score 18+ points.....	vs. Savannah State (12/17/17)
Had four players with 5+ assists.....	vs. Savannah State (12/17/17)
Had two double-doubles.....	Mario Kegler (23p/10r), Mark Vital (15p/14r) vs. West Virginia (2/23/19)
Had two double-figure rebounders.....	Mark Vital (14), Mario Kegler (10) vs. West Virginia (2/23/19)
Scored 50-plus points in first half.....	53 vs. Central Arkansas (11/5/19)
Scored 50-plus points in second half.....	53 vs. UT Martin (12/18/19)
Scored 50-plus points in both halves.....	vs. Central Arkansas (11/5/19)
Scored 60-plus points in first half.....	61 vs. Savannah State (12/17/17)
Scored 60-plus points in second half.....	60 at Iowa State (1/9/16)
Scored fewer than 20 points in 1st half.....	15 at Wichita State (12/1/18)
Scored fewer than 20 points in 2nd half.....	19 vs. Butler (12/20/19)
Scored 20 points or fewer in 1st half.....	20 at Arizona (12/15/18)
Scored 20 points or fewer in 2nd half.....	20 at Texas Tech (2/17/15)
Overcame a 20-point deficit to win.....	vs. Louisville, trailed 32-10, won 66-63 (11/25/16)
Overcame a 15-pt deficit with less than 10 min left to win.....	vs. Texas, trailed 55-36, won 84-83 (2/27/19)
Overcame a 20-point deficit.....	vs. Mississippi State, trailed 40-20 (3/18/18)
Overcame a 15-point halftime deficit to win.....	vs. Louisville, trailed 39-24, won 66-63 (11/25/16)
Overcame a 10-point halftime deficit to win.....	vs. Texas, trailed 40-29, won 84-83 (2/27/19)
Overcame a 10-point 2nd half deficit to win on the road.....	at OSU, trailed 47-35, won 75-68 (1/18/20)
Won an OT game.....	84-83 vs. Texas (2/27/19)
Lost an OT game.....	78-81 vs. TCU (1/2/18)
Won a 2OT game.....	74-73 at Texas (2/12/18)
Lost a 2OT game.....	84-91 to Colorado (3/13/08)
Won a 3OT game.....	Never
Lost a 3OT game.....	93-97 at SMU (1/9/88)
Won a 4OT game.....	96-95 vs. North Texas (12/17/88)
Lost a 4OT game.....	Never
Won a 5OT game.....	116-110 at Texas A&M (1/23/08)
Lost a 5OT game.....	Never

THE LAST TIME A BAYLOR PLAYER...

Recorded a Triple-Double (Pts/Reb/Ast).....	Kenny Chery (20/10/12) vs. Kansas State (2/15/14)
Recorded a Triple-Double (Pts/Reb/Blk).....	Ekpe Udoh (18/17/10) vs. Morgan State (1/6/10)
Recorded a Double-Double Off the Bench.....	Terry Maston (12p/10r) vs. TAMU-CC (11/13/17)
Recorded a Double-Double Before Halftime.....	King McClure (12p/10r) vs. George Mason (11/24/18)
Scored 35 Points.....	Makai Mason (40) vs. TCU (2/2/19)
Scored 30 Points.....	Jared Butler (30) vs. Central Arkansas (11/5/19)
Scored 30 Points in a Road Game.....	Jared Butler (31) at Kansas (3/9/19)
Scored 20 Points in a 1st Half.....	King McClure (20) at Oklahoma State (1/14/19)
Scored 25 Points in a 2nd Half.....	Makai Mason (27) vs. TCU (2/2/19)
Scored 20 Points in a 2nd Half.....	Jared Butler (23) at Kansas (3/9/19)
Scored 30 Points off the Bench.....	Nuni Omot (30) at Kansas State (3/3/18)
Scored 25 Points off the Bench.....	Terry Maston (26) vs. Mississippi State (3/18/18)
Scored 20 Points off the Bench.....	Devonte Bando (22) vs. West Virginia (2/23/19)
Made 5+ 3-pointers in a 1st Half.....	King McClure (6-7) at Oklahoma State (1/14/19)
Made 5+ 3-pointers in a 2nd Half.....	Makai Mason (6-8) vs. TCU (2/2/19)
Had 20 Rebounds.....	Jo Lual-Acuil Jr. (20) vs. Savannah State (12/17/17)
Had 15 Rebounds.....	Freddie Gillespie (15) vs. Oklahoma (1/20/20)
Had 8+ Offensive Rebounds.....	Mark Vital (9) at Arizona (12/15/18)
Had 9+ Offensive Rebounds.....	Mark Vital (8) vs. Kansas (11/12/19)
Had 12 Rebounds in a Half.....	Johnathan Motley (14 in 2nd half) vs. Texas (1/17/17)
Had 10 Rebounds in a Half.....	King McClure (10 in 1st half) vs. George Mason (11/24/18)
Had 10 Assists.....	Tyson Jolly (10) vs. Randall (12/9/17)
Had 10+ Assists and 0 Turnovers.....	Jake Lindsey (11 AST/0 TO) vs. Kansas State (3/9/17)
Had 5 Blocked Shots.....	Freddie Gillespie (5) vs. Maryland Eastern Shore (12/3/19)
Had 6 Blocked Shots.....	Tristan Clark (6) vs. South Dakota (11/27/18)
Had 7 Blocked Shots.....	Jo Lual-Acuil Jr. (7) vs. Oklahoma (2/21/17)
Had 5 Steals.....	Jared Butler (5) vs. Ohio (11/21/19)
Had 6 Steals.....	Lester Medford (7) vs. Savannah State (11/23/15)
Played 45+ Minutes.....	Jo Lual-Acuil Jr. (48) & Manu Lecomte (46) at Texas (2/12/18)
Made a Game-Winning Shot.....	Terry Maston (2FG) vs. Texas Tech, 59-57 (2/17/18)
Made a Game-Winning Shot in Final 10 Seconds.....	Jo Lual-Acuil Jr. (Dunk) at Texas, 74-73 2ot (2/12/18)
Made a Game-Winning Shot at Buzzer.....	Lester Medford (3FG) at Texas Tech, 63-60 (1/16/16)
Made a Game-Winning FT in Final 10 Seconds.....	Mario Kegler vs. Texas, 84-83 OT (2/29/19)

THE LAST TIME A BAYLOR OPPONENT...

Scored 100 Points.....	102 at Kansas (1/2/16)
Scored 90 Points.....	90 vs. Kansas State (1/22/18)
Scored Fewer than 50 Points at Home.....	47 at Oklahoma (1/28/19)
Scored Fewer than 50 Points.....	44 vs. Texas (1/4/20)
Scored Fewer than 40 Points.....	39 vs. McNeese State (11/14/14)
Won by 30 Points.....	40 at Oklahoma (1/20/07)
Shot 65 pct from floor.....	66.1 (39-59) at Oklahoma (2/26/05)
Shot 60 pct from floor.....	62.0 (31-50) vs. Oklahoma (1/23/16)
Shot less than 25 pct from floor.....	23.4 (11-47) vs. Prairie View A&M (12/2/15)
Shot 55 pct from 3FG.....	55.7 (15-27) vs. Texas (2/27/19)
Shot less than 15 pct from 3FG.....	14.3 (2-14) vs. George Mason (11/24/18)
Made 15 3-point field goals.....	15 vs. Texas (2/27/19)
Shot 95 pct from FT line.....	95.7 (22-23) at Ole Miss (1/28/17)
Shot less than 50 pct from FT line.....	33.3 (5-15) vs. Texas (1/4/20)
Had 50 Rebounds.....	62 vs. Wake Forest [Anaheim] (11/30/08)
Had fewer than 20 Rebounds.....	18 vs. Oregon (12/21/18)
Had 20 Offensive Rebounds.....	20 vs. Wagner (3/13/18)
Had 25 Assists.....	29 vs. Oklahoma (1/23/16)
Had 20 Turnovers.....	22 vs. Coastal Carolina (11/22/19)
Had fewer than 5 Turnovers.....	4 at West Virginia (2/22/14)
Had 13 Steals.....	15 at West Virginia (1/10/17)
Had 12 Steals.....	12 vs. West Virginia (3/9/17)
Had 12+ Blocked Shots.....	13 vs. West Virginia (2/20/18)
Had 10+ Blocked Shots.....	10 at Kansas (1/11/20)
Had no Blocked Shots.....	at Oklahoma State (2/8/17)
Had two 20-point scorers.....	Barry Brown (34), Dean Wade (24) vs. Kansas State (1/22/18)
Had three 20-point scorers.....	Abdel Nader (26), Georges Niang (24), Monte Morris (20) vs. Iowa State (2/16/16)
Had five double-figure scorers.....	vs. Coastal Carolina (11/22/19)
Had four 15+ point scorers.....	at Texas (2/12/18)
Had no double-figure scorers.....	vs. Iowa State (1/15/20)
Had two double-figure rebounders.....	Kenrich Williams (12), Vlad Brodziansky (10) at TCU (1/21/17)
Scored 50-plus points in 1st half.....	51 at Texas A&M (12/19/15)
Scored 50-plus points in 2nd half.....	52 at Texas Tech (2/13/17)
Scored 20 points or fewer in 1st half.....	18 at Texas Tech (1/17/20)
Scored 20 points or fewer in 2nd half.....	20 vs. Texas (1/6/18)
Failed to make a 3FG.....	vs. Oklahoma, 0-12 (2/25/12)

THE LAST TIME A BAYLOR OPPOSING PLAYER

Scored 30 Points.....	Brandon Clarke (36) vs. Gonzaga (3/23/19)
Had 20 Rebounds.....	Jamahl Mosley (20) vs. Colorado [Kansas City] (3/8/01)
Had 15 Rebounds.....	Jericho Sims (15) vs. Texas (1/4/20)
Had 10 Assists.....	Courtney Ramey (10) vs. Texas (2/27/19)
Had 8 Turnovers.....	Trae Young (8) vs. Oklahoma (2/27/18)
Had 7 Turnovers.....	Jarrett Culver (7) vs. Texas Tech (1/19/19)
Had 8 Blocked Shots.....	Sagaba Konate (9) vs. West Virginia (2/20/18)
Had 7 Blocked Shots.....	Udoka Azubuike (7) at Kansas (1/11/20)
Had 6 Blocked Shots.....	Yor Anei (6) vs. Oklahoma State (3/6/19)
Had 5 Steals.....	Dedric Lawson (5) vs. Kansas (11/2/19)
Had 6 Steals.....	Jevon Carter (6) vs. West Virginia (3/9/18)

2019-20 INDIVIDUAL SUPERLATIVES

CATEGORY	BAYLOR	OPPONENT
Points Scored	30, Jared Butler vs. Central Arkansas (11/5)	27, Collin Gillespie vs. Villanova (11/24)
Field Goals Made	10, Jared Butler vs. Central Arkansas (11/5)	10, Collin Gillespie vs. Villanova (11/24)
FGs Attempted	18, Jared Butler at Kansas (1/11)	24, Kamar Baldwin vs. Butler (12/10)
Highest FG % (min 5 made)	.857 (6-7), Freddie Gillespie vs. Central Arkansas (11/5)	.778 (7-9), Miles Thomas vs. UT Martin (12/18)
3-Point FGs Made	8, Jared Butler vs. Central Arkansas (11/5)	5, Keishawn Brewton vs. Coastal Carolina (11/22) 5, Parker Stewart vs. UT Martin (12/18) 5, Jahmi'us Ramsey at Texas Tech (1/7)
3-Point FGs Attempted	12, Jared Butler vs. Central Arkansas (11/5)	12, Parker Stewart vs. UT Martin (12/18)
3-Point FG % (min 5 att)	.667 (8-12), Jared Butler vs. Central Arkansas (11/5) .667 (4-6), MaCio Teague vs. UCA (11/5) & vs. Villanova (11/24) .667 (4-6), Jared Butler vs. Washington (11/8) & vs. JSU (12/30) .667 (4-6), Devonte Bando at Oklahoma State (1/18)	.667 (4-6), Nahziah Carter vs. Washington (11/8) .667 (4-6), Sean McDermott vs. Butler (12/10) .667 (4-6), Cameron McGriff at Oklahoma State (1/18)
Free Throws Made	9, MaCio Teague vs. Arizona (12/7) & vs. Texas (1/4)	9, Chase Jeter vs. Arizona (12/7)
Free Throws Attempted	10, MaCio Teague vs. Arizona (12/7)	10, Chase Jeter vs. Arizona (12/7)
Free Throw % (min 7 att)	1.000 (9-9), MaCio Teague vs. Texas (1/4)	1.000 (8-8), Nico Mannion vs. Arizona (12/7)
Offensive Rebounds	7, Freddie Gillespie at Texas Tech (1/7)	6, Jericho Sims vs. Texas (1/4)
Defensive Rebounds	10, Freddie Gillespie vs. UMES (12/3) & vs. Arizona (12/7)	9, Jericho Sims vs. Texas (1/4)
Total Rebounds	15, Freddie Gillespie vs. Oklahoma (1/20)	15, Jericho Sims vs. Texas (1/4)
Assists	6, Davion Mitchell, three times 6, Jared Butler vs. UT Martin (12/18) & at OSU (1/18)	9, Quade Green vs. Washington (11/8) 9, Tyrese Haliburton vs. Iowa State (1/15)
Turnovers	5, Jared Butler vs. UT Martin (12/18)	6, Jason Preston vs. Ohio (11/21) 6, Parker Stewart vs. UT Martin (12/18)
Blocked Shots	5, Freddie Gillespie vs. UMES (12/3) & vs. Arizona (12/7)	7, Udoka Azubuike at Kansas (1/11)
Steals	5, Jared Butler vs. Ohio (11/21)	4, Marlin Davis vs. Texas State (11/15) 4, Isaac Likekele at Oklahoma State (1/18) 4, Brady Manek vs. Oklahoma (1/20)
Minutes Played	38, Davion Mitchell vs. Coastal Carolina (11/22) 38, Mark Vital at Kansas (1/11)	40, Tyrese Haliburton vs. Iowa State (1/15)

2019-20 TEAM SUPERLATIVES

BAYLOR HIGH	BAYLOR LOW	CATEGORY	OPPONENT HIGH	OPPONENT LOW
105 vs. Central Arkansas (11/5)	53 vs. Butler (12/10)	Points Scored	78 vs. Villanova (11/24)	44 vs. Texas (1/4)
53 vs. Central Arkansas (11/5)	21 at Texas Tech (1/7)	Points, 1st Half	41 vs. Villanova (11/24)	18 at Texas Tech (1/7)
53 vs. UT Martin (12/18)	19 vs. Butler (12/10)	Points, 2nd Half	43 vs. Washington (11/8)	21 vs. Texas (1/4)
–	–	Points/Overtime	–	–
40 vs. Central Arkansas (11/5)	17 vs. Arizona (12/7)	Field Goals Made	28 vs. Villanova (11/24)	14 vs. Arizona (12/7)
71 vs. Central Arkansas (11/5)	51 at Texas Tech (1/7)	Field Goal Attempts	64 vs. UMES (12/3)	45 at Coastal Carolina (11/22)
.563 (40-71) vs. UCA (11/5)	.304 (17-56) vs. Arizona (12/7)	FG Percentage	.519 (28-54) vs. Villanova (11/24)	.266 (17-64) vs. UMES (12/3)
18 vs. Central Arkansas (11/5)	4 vs. Ohio (11/21) & at Texas Tech (1/7)	3-Point FGs Made	10 at Oklahoma State (1/18)	2 vs. Arizona (12/7)
33 vs. Central Arkansas (11/5)	13 at Texas Tech (1/7)	3-Point FG Attempts	29 vs. Ohio (11/21)	13 vs. Jackson State (12/30)
.579 (11-19) vs. Villanova (11/24)	.222 (6-27) vs. Butler (12/10)	3-Point FG Percentage	.643 (9-14) at Coastal Carolina (11/22)	.111 (2-18) vs. Arizona (12/7)
23 vs. Arizona (12/7)	5, three times	Free Throws Made	28 vs. Arizona (12/7)	3 vs. Iowa State (1/15)
28, three times	7 at Kansas (1/11)	Free Throw Attempts	34 vs. Arizona (12/7)	6 vs. Iowa State (1/15)
.938 (15-16) at Florida (1/25)	.455 (5-11) vs. Butler (12/10)	Free Throw Percentage	.823 (28-34) vs. Arizona (12/7)	.333 (5-15) vs. Texas (1/4)
19 vs. Texas (1/4)	7 at Kansas (1/11)	Offensive Rebounds	19 vs. UT Martin (12/18)	5 vs. Washington (11/8)
38 vs. Central Arkansas (11/5)	15 at Coastal Carolina (11/22)	Defensive Rebounds	29 vs. Washington (11/8)	15 at Texas Tech (1/7)
52 vs. UMES (12/3)	26 at Coastal Carolina (11/22)	Total Rebounds	40 vs. UT Martin (12/18)	25 at Texas Tech (1/7)
25 vs. Central Arkansas (11/5)	6 vs. Texas (1/4) & at Texas Tech (1/7)	Assists	17 vs. UW (11/8) & vs. ISU (1/15)	7 vs. UA (12/7) & vs. UTM (12/18)
20 at Texas Tech (1/7)	5 vs. Villanova (11/24) & at Kansas (1/11)	Turnovers	22 at Coastal Carolina (11/22)	7 at Florida (1/25)
9 vs. Arizona (12/7)	1 vs. Coastal Carolina (11/22)	Blocked Shots	11 vs. Washington (11/8)	2, three times
15 vs. Texas State (11/15)	3 at Florida (1/25)	Steals	9 vs. Arizona (12/7) & vs. Oklahoma (1/20)	2 vs. Texas (1/4)
22 vs. Arizona (12/7)	10 vs. Texas State (11/15)	Fouls	23 vs. Arizona (12/7)	10 at Kansas (1/11)



2019-20

17-1

BIG 12

6-0

AP

1st

COACHES

1st

NET

1st

BAYLOR at IOWA STATE | GAME 19
Jan. 29, 2020 (Ames, Iowa / Hilton Coliseum)

Baylor Broadcast Notes

0



Flo Thamba

F • 6-10 • 245 • So. • Kinshasa, Congo

Table with 7 columns: MIN, PTS, REB, BLK, FG%, 3FG%, FT%. Rows: SEA, B12, CAR.

- Sophomore big man with 7-foot-6 wingspan, originally from Democratic Republic of the Congo
Made pair of clutch FTs to give Bears 1-point lead with 4:55 left in comeback win at OSU (11/18)
Has come off bench in 14 of 18 games this season, totaling 37 points and 35 rebounds in 126 minutes
Born in Congo, lived in England, France and South Africa, emigrated to United States in 2014
Averaged 14.0 points, 10.0 rebounds and 1.5 blocks as senior at Mountain Mission School in Grundy, Va.

2



Devonte Bando

G • 6-1 • 185 • Sr. • Mississauga, Ontario

Table with 7 columns: MIN, PTS, REB, AST, FG%, 3FG%, FT%. Rows: SEA, B12, CAR.

- Canadian JuCo transfer senior guard, made 40% of 3-pointers in first season at BU (11.5 3FGM/gm)
Shooting .446 from 3-point range (25-56), which would lead Big 12 if he met 2.0 3FGM/gm minimum
Last 2 Road Games: 32 points in 48 minutes, 7-of-10 3FGs; 16 pts at OSU (11/18), 16 pts at UF (11/25)
Sparked comeback at OSU (11/18) with season-high 16 points (14 in 2nd half on 4-4 3FGs, 2-2 FTs)
Shooting 44% (43-of-98) from 3-point range over 24 career Big 12 games (at least 1 3FG in 19 of 24)

5



Jordan Turner

G/F • 6-7 • 195 • Fr. • Houston, Texas

Table with 7 columns: MIN, PTS, REB, AST, FG%, 3FG%, FT%. Rows: SEA, B12, CAR.

- Freshman wing from Houston, attended Sunrise Christian in Bel Aire, Kan. for final 2 prep seasons
Expected to redshirt during 2019-20 season and participate on practice squad
Ranked No. 11 recruit in Texas and No. 24 SF nationally in 2019 signing class by ESPN
Played first two prep seasons at Global Learning Village in Houston
Twin brother, Jalyn, is freshman on Central Oklahoma basketball squad

11



Mark Vital (VYE-tuhl)

G/F • 6-5 • 230 • R.Jr. • Lake Charles, La.

Table with 7 columns: MIN, PTS, REB, AST, FG%, 3FG%, FT%. Rows: SEA, B12, CAR.

- Only BU player to start all 34 games last season, has appeared in team-high 77 consecutive games
Started last 10 games: 5.7 ppg, 6.7 rpg, 1.9 spg, 1.7 apg, 0.8 bpg in 28.6 minutes/game
Named to Naismith Trophy Defensive Player of the Year Midseason Team (1 of 15 players)
2019 HM All-Big 12 and All-Defensive; ranked 7th nationally and led B12 in offensive reb. (.356/gm)
Had career-high 17 points with 8 rebounds in 29 min of 2019 NCAA Tournament 2nd Round vs. Gonzaga

12



Jared Butler

G • 6-3 • 190 • So. • Reserve, La.

Table with 7 columns: MIN, PTS, REB, AST, FG%, 3FG%, FT%. Rows: SEA, B12, CAR.

- Sophomore, started last 38 games; made 3FG in 35 of 38 since becoming starter (39% on 3FGs; 99-250)
Led team in scoring in 11 of 18 games this year after doing so in 6 of 34 games last season
Named B12 Player of Week for 2nd time this season (11/25 & 11/3) after 22 points in win at Kansas
B12 Ranks: 3rd PPG (15.8), 3rd FT% (.843), 6th 3FG% (.388), 11th assists (3.1), 12th steals (1.4)
Myrtle Beach Invitational MVP after scoring 10 points in final 6 minutes of title game vs. No. 17 Villanova

13



Jackson Moffatt

G/F • 6-6 • 210 • R.Fr. • Magnolia, Texas

Table with 7 columns: MIN, PTS, REB, AST, FG%, 3FG%, FT%. Rows: SEA, B12, CAR.

- Redshirt freshman walk-on wing from Magnolia High School, played on practice squad last season
Has appeared in 4 games this season, totaling 1 rebound and 1 steal in 10 minutes
Scored 2,066 points during prep career, becoming Magnolia's all-time leading scorer
3-time first-team All-District 20-5A honoree and 2-time TABC All-Region selection
Holds MHS record for single-game scoring with 45-point game

15



Obim Okeke (OH-bihm OH-kay-kay)

G • 6-0 • 225 • Sr. • Las Vegas, Nev.

Table with 7 columns: MIN, PTS, REB, AST, FG%, 3FG%, FT%. Rows: SEA, B12, CAR.

- Former walk-on guard, played 3 seasons on BU Football team, switched to MBB after 2017 FB season
Has appeared 5 times this season, totaling 5 assists, 5 rebounds and 1 steal in 19 minutes
Came off bench to play in 9 games last season, totaling 10 points in 32 minutes of action
Played in 5 football games over 2016-17 seasons as running back and kick returner
Won 5 state titles at Bishop Gorman HS, 3 in basketball and 2 in football

24



Matthew Mayer (MYE-er)

G/F • 6-9 • 210 • So. • Austin, Texas

Table with 7 columns: MIN, PTS, REB, AST, FG%, 3FG%, FT%. Rows: SEA, B12, CAR.

- Sophomore wing with length, range and quick release, provides instant offense off bench
12.7 mpg in Big 12 play, up from 10.0 mpg in non-conference; season-high 17 mins vs. Texas & at TTU
Has 7 career games with 10+ pts off bench, including 10 points in 11 min of win vs. Villanova (11/24/19)
Scored 17 points (5-of-9 FGs) in just 14 minutes off bench in last year's Big 12 opener at TCU (11/5/19)
4-star recruit from Austin's Westlake High School, ranked among top-100 recruits nationally in 2018 class

25



Tristan Clark

F • 6-10 • 245 • Jr. • San Antonio, Texas

Table with 7 columns: MIN, PTS, REB, AST, FG%, 3FG%, FT%. Rows: SEA, B12, CAR.

- Strong, skilled junior forward; played 16 minutes in season-opener, first action since Jan. 8 (301 days)
Working way back from knee injury, sat out Sat. game at Florida after coming off bench in prior 7 gms
Led nation with .737 FG pct last year (84-114) until he dropped from minimum 75% of games on Jan. 26
Last 2 Games Played: 14 points on 7-of-8 FGs (88%), 3 rebounds, 1 block in 24 total minutes
Career .622 field goal percentage (202-325) is 2nd-best in program history (Josh Lomers .663)

31



MaCio Teague (may-SEE-oh)

G • 6-3 • 195 • R.Jr. • Cincinnati, Ohio

Table with 7 columns: MIN, PTS, REB, AST, FG%, 3FG%, FT%. Rows: SEA, B12, CAR.

- Redshirt junior guard, sat out 18-19 as transfer from UNC Asheville; played on practice squad
Double-figure scoring in 14 of 18 games this season and 68 of 85 games during collegiate career
Has made a 3FG in 41 of last 43 games; 11 career games with 5+ 3FGs, 35 games with 3+ 3FGs
Ranks 37th among active D1 players with .413 career 3FG%; makes 2.4 3s per game (203-491; 85 Gs)
Scored 1,078 points over 2 seasons at UNCA, 4th player in Big South history to reach 1k as soph.

33



Freddie Gillespie

F • 6-9 • 245 • R.Sr. • St. Paul, Minn.

Table with 7 columns: MIN, PTS, REB, BLK, FG%, 3FG%, FT%. Rows: SEA, B12, CAR.

- Former walk-on forward, sat out 2017-18 after transferring from D3 Carleton College in Northfield, Minn.
Last 11 Games: 10.8 ppg, 9.5 rpg, 2.3 bpg, 64% field goals (50-78), 69% free throws (20-29)
National Ranks: 5th offensive rebounding (4.1), 34th blocks (2.2), 53rd rebounding (9.2), 48th D-Ds (7)
Named Big 12 Player of the Week on Dec. 9 after 17p/13r/5b in 36 min. of win vs. No. 12 Arizona
Played only 16 minutes during 2015-16 freshman season at Carleton, totaling 4 pts, 7 reb and 2 blocks

45



Davion Mitchell (DAY-vee-ahn)

G • 6-2 • 195 • RSo. • Hinesville, Ga.

Table with 7 columns: MIN, PTS, REB, AST, FG%, 3FG%, FT%. Rows: SEA, B12, CAR.

- Lightning quick redshirt sophomore guard, sat out last season after transferring from Auburn
Teams are 29-1 in games in which he's played 20+ minutes (Auburn 12-0, Baylor 17-1)
Named to Naismith Trophy Defensive Player of the Year Midseason Team (1 of 15 players)
Last 9 Games: 11.4 ppg, 2.9 apg, 1.3 spg; 45% (38-84) from field and 41% (14-34) on 3-pointers
Made 3FG in 13 of last 14 games, 38% (21-of-56) during streak; shot 26% in previous 38 gms (17-65)

Head Coach: Scott Drew (17th season at Baylor)
Associate Head Coach: Jerome Tang (17th season at Baylor)
Assistant Coach: Alvin Brooks III (4th season at Baylor)
Assistant Coach: John Jakus (3rd season at Baylor)

Special Assistant & Director of Player Personnel: Jared Nuness
Special Assistant to the Head Coach: Bill Peterson
Director of Basketball Operations: Aditya Malhotra
Director of Video Operations: Ty Beard
Athletic Trainer: Dave Snyder
Strength Coach: Charlie Melton