

BAYLOR

BASKETBALL GAME NOTES



Follow **Baylor Basketball** on Twitter, Instagram and Facebook: **@BaylorMBB**

GAME 14

4/4 **BAYLOR** (12-1, 2-0 Big 12) at 3/3 **KANSAS** (12-2, 2-0 Big 12)



Jan. 11, 2020 • 12:00 p.m. CT • Watch: CBS and CBS Sports App • Listen: ESPN Central Texas & TuneIn App
Lawrence, Kan. • Allen Fieldhouse (16,300) • Social Media: **@BaylorMBB** | **#SicEm** | **#1TGF**

MEDIA INFORMATION

TV: CBS and CBS Sports App

Talent: Brad Nessler (pxp), Bill Raftery (analyst)
BU Radio: Baylor-IMG College / ESPN Central Texas

Talent: John Morris (pxp), Pat Nunley (analyst)
Satellite Radio: Sirius 135, XM 199, Internet 953

Social Media: **@BaylorMBB** | **#SicEm** | **#1TGF**

BU vs. AP Top 25 62-194 (45-99 Drew era)

BU vs. AP Top 10 19-92 (13-50 Drew era)

BU vs. AP Top 5 7-45 (4-22 Drew era)

All-Time Series Kansas leads 32-5

Waco Kansas leads 13-3

Lawrence Kansas leads 17-0

Neutral Series tied 2-2

Drew Era Kansas leads 24-4

Last Season 1/12/19 — KU 73-68 (Waco)

3/9/19 — KU 78-70 (Lawrence)

2019-20 SCHEDULE & RESULTS

DATE	BU	OPP	OPPONENT	TV	TIME
N5	16/18	—	CENTRAL ARKANSAS	Big 12 Now/ESPN+	W, 105-61
N8	16/18	rv/rv	vs. Washington ¹	ESPN	L, 64-67
N15	24/18	—	TEXAS STATE	Big 12 Now/ESPN+	W, 72-63
N21	24/23	—	vs. Ohio ²	ESPN2	W, 76-53
N22	24/23	—	at Coastal Carolina ²	ESPNW	W, 77-65
N24	24/23	17/15	vs. Villanova ²	ESPN	W, 87-78
D3	18/16	—	MD. EASTERN SHORE	Big 12 Now/ESPN+	W, 78-46
D7	18/16	12/11	ARIZONA	ESPNU	W, 63-58
D10	11/11	18/19	BUTLER ³	ESPN2	W, 53-52
D18	10/11	—	vs. UT-Martin ⁴	ESPNU	W, 91-63
D30	6/4	—	JACKSON STATE	Big 12 Now/ESPN+	W, 83-57
J4	6/4	—	• TEXAS	ESPN2	W, 59-44
J7	4/4	22/21	• at Texas Tech	ESPN2	W, 57-52
J11	4/4	3/3	• at Kansas	CBS	12 p.m.
J15	—	—	• IOWA STATE	Big 12 Now/ESPN+	7 p.m.
J18	—	—	• at Oklahoma State	ESPN/2/U	11 a.m.
J20	—	—	• OKLAHOMA	ESPN	8 p.m.
J25	—	—	at Florida ⁵	ESPN	7 p.m.
J29	—	—	• at Iowa State	ESPN/2/U	8 p.m.
F1	—	—	• TCU	ESPN2	3 p.m.
F3	—	—	• at Kansas State	ESPN2	8 p.m.
F8	—	—	• OKLAHOMA STATE	ESPN2	5 p.m.
F10	—	—	• at Texas	ESPN/2	8 p.m.
F15	—	—	• WEST VIRGINIA	Big 12 Now/ESPN+	3 p.m.
F18	—	—	• at Oklahoma	ESPN/2/U	8 p.m.
F22	—	—	• KANSAS	ESPN/2	11 a.m.
F25	—	—	• KANSAS STATE	Big 12 Now/ESPN+	7 p.m.
F29	—	—	• at TCU	ESPN/2/U	1 p.m.
M2	—	—	• TEXAS TECH	ESPN	8 p.m.
M7	—	—	• at West Virginia	Big 12 Now/ESPN+	12 p.m.
M11-14	—	—	Big 12 Championship ⁶	ESPN/2/U	TBD

SCHEDULE KEY

1 – Armed Forces Classic (Anchorage); 2 – Myrtle Beach Invitational (Conway, S.C.); 3 – Big East/Big 12 Battle (Waco, Texas); 4 – The Battleground 2k19 (Houston); 5 – Big 12/SEC Challenge (Gainesville, Fla.); 6 – Big 12 Championship (Kansas City)

Rankings: AP/Coaches; All times Central

BAYLOR ATHLETICS COMMUNICATIONS

DAVID KAYE *Assistant AD*
254-709-5147 • David_Kaye@baylor.edu

STORY LINES

- No. 4/4 Baylor heads to No. 3/3 Kansas for a top-5 showdown at noon CT Saturday on CBS.
- This is the 4th top-5 matchup in BU history (0-3; 2012 vs. Missouri, 2017 vs. KU, 2017 at KU).
- Baylor has never won at Allen Fieldhouse (0-17) or defeated an AP top-5 team in a road game (0-22).
- Baylor is riding an 11-game winning streak, tied for the 5th-longest streak in program history. It's also the nation's 3rd-longest active streak behind San Diego State (16) and Auburn (14).
- Baylor is the nation's only program with 4 wins vs. AP Top 25 ranked teams this season (4-0).
- BU is looking to win 5 consecutive games vs. ranked teams for the first time in program history. BU has already defeated No. 17 Villanova, No. 12 Arizona, No. 18 Butler and No. 22 Texas Tech.
- Baylor ranks 9th nationally in scoring defense (58.4) and 13th nationally in scoring margin (+15.8).
- Baylor is 35-38 in Big 12 road games since 2012, 2nd-best in the league behind only Kansas (46-28).
- BU is 45-72 against AP-ranked teams since 2007-08 after going 0-27 in Drew's first 4 rebuilding seasons.
- Baylor is 12-24 vs. AP Top 10 teams since March 2012. BU started the Drew era 1-26 vs. top-10.
- Baylor has led or been tied for 96% of game time over its last 7 games (269:36 of 280:00).
- Baylor's defense has forced 15+ turnovers in 9 of 13 games after doing so in 7 of 34 games last year.
- Baylor has held its last 4 high-major opponents to season-low scoring totals – Arizona (58; 67+ all other games), Butler (52; 60+ other games), Texas (44; 48+ other games), Texas Tech (52; 60+ other games).
- BU is No. 4 in the most recent AP Top 25 and has moved up in the rankings in 7 consecutive weeks.
- Baylor's No. 4 AP ranking is its highest since the Bears were No. 4 on Feb. 13, 2017.
- Baylor's streak of 10 consecutive AP polls ranked is the 6th-longest in program history (all since 2010).
- The Bears have now been ranked in every AP Top 25 spot except No. 8 during the 17-year Drew era.
- BU reached double-digit non-conference for the 6th time in the last 7 seasons and 12th time in 14 years.
- BU won its third tournament title in 4 years by beating Villanova to win the Myrtle Beach Invitational.
- Baylor is 1 of 6 Power-5 programs to win 18+ games in each of the last 12 seasons since 2008, joining Duke, Kansas, Kentucky, Michigan State and North Carolina.
- Baylor is the only school with FB, MBB, WBB & VB all ranked. Those teams are a combined 64-7 this year and all four are currently top-10 ranked (No. 3 VB, No. 4 MBB, No. 6 WBB, No. 7 FB).
- Head coach **Scott Drew** is in his 17th season in Waco and is BU's all-time wins leader (328-210).
- Drew is coaching his 539th game at Baylor (328-210). His .610 winning percentage is best in BU history among coaches with 40+ games, and his teams have a .676 winning percentage since 2007-08 (294-141).
- Baylor is playing its 225th game as a ranked team under Drew – BU was ranked in 2 of 2197 games over the program's 97 seasons prior to Drew. Since 2008-09, BU has been ranked in 222 of 404 games.
- BU has advanced to the postseason in 8 straight seasons, tied as the nation's 10th-longest active streak.
- BU has ranked top-10 nationally in offensive rebounding pct. in 6 straight seasons (No. 6 this year).
- BU was picked 2nd in the Big 12 Preseason Coaches Poll, tying the highest in program history (2012-13). The Bears were picked 9th in last year's poll, but overcame a multitude of injuries to finish in 4th place.

TEAM INFORMATION

BAYLOR (12-1, 2-0 Big 12)
Ranking 4th — AP, 4th — Coaches
Head Coach Scott Drew (Butler, 1993)
Career Record 348-221 (18th season)
BU Record 328-210 (17th season)
vs. Kansas 4-24

KANSAS

(12-2, 2-0 Big 12)
Ranking 3rd — AP, 3rd — Coaches
Head Coach Bill Self (Oklahoma State, 1985)
Career Record 692-213 (27th season)
KU Record 485-108 (17th season)
vs. Baylor 24-4
SID Chris Theisen — theisen@ku.edu

BAYLOR 2019-20 STATS

#	P	NAME	YR	PPG	RPG	APG	MPG
12	G	Jared Butler	So.	16.3	2.8	2.9	28.9
31	G	MaCio Teague	RJr.	14.5	4.6	2.3	31.2
45	G	Davion Mitchell	RSr.	9.6	2.5	3.1	29.2
33	F	Freddie Gillespie	RSr.	8.7	9.5	2.3*	27.1
2	G	Devonte Bando	Sr.	8.0	4.6	1.5	25.6
11	F	Mark Vital	RJr.	6.7	6.0	1.5	24.8
24	F	Matthew Mayer	So.	4.6	1.7	0.9	11.2
25	F	Tristan Clark	Jr.	4.6	2.6	0.7	16.6
0	F	Flo Thamba	So.	3.4	3.4	0.9*	11.0
15	G	Obim Okeke	Sr.	0.0	1.0	1.0	3.6
13	F	Jackson Moffatt	RFr.	0.0	0.3	0.0	2.5
5	F	Jordan Turner	Fr.	—	—	—	—

* - blocks per game

PRONUNCIATIONS

John JAKUS	JAYK-us
Matthew MAYER	MYE-er
DAVION Mitchell	DAY-vee-ahn
OBIM OKEKE	OH-bihm oh-KAY-kay
Jonathan TCHAMWA TCHATCHOUA	CHAWM-wuh CHAT-chew-wuh
MACIO Teague	may-SEE-oh
Mark VITAL	VYE-tuhl

2019-20 SEASON HONORS

JARED BUTLER
 Oscar Robertson Trophy Watch List
 Myrtle Beach Invitational MVP
 Big 12 Player of the Week (Nov. 25)

TRISTAN CLARK
 Preseason All-Big 12 Team
 Naismith Trophy Preseason Watch List
 Karl Malone Award Watch List

FREDDIE GILLESPIE
 Big 12 Player of the Week (Dec. 9)

MACIO TEAGUE
 Myrtle Beach Invitational All-Tournament Team

PARTICIPATION

CAREER STARTS

79	MaCio Teague (66 at UNC Asheville)
59	Mark Vital
50	Tristan Clark
47	Freddie Gillespie (23 at Carleton)
34	Jared Butler
13	Davion Mitchell
7	Devonte Bando

CAREER GAMES PLAYED (NCAA)

80	MaCio Teague (67 at UNC Asheville)
80	Mark Vital
70	Freddie Gillespie (31 at Carleton)
57	Tristan Clark
47	Davion Mitchell (34 at Auburn)
47	Devonte Bando
47	Jared Butler
46	Matthew Mayer
43	Flo Thamba
21	Obim Okeke
4	Jackson Moffatt

BAYLOR IN THE RANKINGS

WEEK	W/L	AP	COACHES
Preseason	0-0	16th (523)	18th (228)
Nov. 11	1-1	24th (179)	18th (228)
Nov. 18	2-1	24th (179)	23rd (111)
Nov. 25	5-1	19th (450)	18th (223)
Dec. 2	5-1	18th (466)	16th (269)
Dec. 9	7-1	11th (872)	11th (438)
Dec. 16	8-1	10th (1062)	11th (513)
Dec. 23	9-1	7th (1207)	6th (594)
Dec. 30	9-1	6th (1267)	4th (639)
Jan. 6	11-1	4th (1386)	4th (670)

QUICK HITS

- Baylor is 39-4 when leading at halftime over the last 3 seasons since 2017-18.
- Baylor has won 89% of its games when leading at the half since 2011-12 (157-20).
- BU is 100-21 since 2015-16 when leading at any point in the 2nd half of a game (12-1 this season).
- Baylor is 203-94 over the last 9 seasons, averaging 24 wins per season since 2012.
- Baylor's 203 wins since 2011-12 are second-most in the Big 12 behind only Kansas (248).
- Baylor is 294-141 since 2007-08, the first year Drew's staff had a full allotment of scholarships.
- BU returned 8 letterwinners from last season, including 5 players who made at least 7 starts – **Mark Vital** (34), **Jared Butler** (21), **Tristan Clark** (14), **Freddie Gillespie** (11) and **Devonte Bando** (7).
- Baylor returned 9 players with at least 26 games of Division I experience, including a pair of transfers who are now starters after sitting out last season – **Davion Mitchell** and **MaCio Teague**.
- Eight of Baylor's 14 players either have used or are currently using a redshirt year. Five after transferring to BU – Flagler, Gillespie, Mitchell, Tchamwa Tchatchoua and Teague, and three as freshmen – Moffatt, Turner and Vital.
- Eight of Baylor's nine starting point guards under Drew have earned All-Big recognition (14 of last 15 seasons).
- Baylor has defeated 7 top-10 teams in the last 3 seasons, including a 6-3 mark vs. top-10 teams in Waco.
- Baylor has won 20+ games in 10 of the last 12 seasons after recording only three 20-win seasons in the previous 100 years of Baylor Basketball (1946, 1948, 1988).
- The Bears are one of 11 programs nationally (1 of 6 in Power-5) to win 18+ games in every year since 2008.
- Baylor is 1 of 14 teams nationally to appear in every postseason since 2012 (6 NCAAs, 2 NITs).
- BU is 5-1 all-time in Big 12/SEC Challenges, the best record of any team in either league. Combined with a 3-1 mark in the Big 12/Pac-10 Series and 1-0 in the Big 12/Big East Battle, Baylor is 9-2 in conference challenges.
- Baylor has the nation's 11th-longest active streak with at least one 3-point FG made in 916 straight games – the last time Baylor failed to make a 3-pointer was more than 29 years ago, on Feb. 21, 1990 vs. Texas Tech (0-8).
- BU has recorded double-digit non-conference wins in 12 of the last 13 seasons (all except 2012-13).
- Baylor has won 6 tournament titles under **Drew** (2007 Paradise Jam, 2011 Las Vegas Classic, 2013 NIT, 2016 Battle 4 Atlantis, 2017 Hall of Fame Classic and 2019 Myrtle Beach Invitational).

ONE OF THE GREATEST REBUILDS IN NCAA HISTORY

- **Scott Drew** became Baylor head coach in 2003, starting of one of the greatest rebuilds in NCAA history.
- Drew is now in his 17th season at Baylor and is the school's all-time wins leader (328).
- Drew is coaching his 539th game at Baylor (328-210). His .610 winning percentage is best in BU history among coaches with 40+ games, and he's the program's all-time wins leader.
- Baylor has a .676 winning percentage (294-141) since Drew's first year with no scholarship restrictions in 2007-08 and a .684 winning percentage (203-94) over the last 9 seasons since 2011-12.
- Drew (49) is the youngest of 12 coaches nationally to take his current program to four Sweet 16s since 2010.
- Baylor is playing its 225th game as a ranked team in Drew's 17 seasons. BU was ranked in 2 of 2,197 games over the program's first 97 seasons prior to Drew. Since 2008-09, BU has been ranked in 222 of 404 games.
- In Drew's first 16 seasons at Baylor, 42 players have gone on to professional careers.

2019-20 BAYLOR BASKETBALL ROSTER

NO.	NAME	POS	HT	WT	CL.-EXP.	HOMETOWN/PREVIOUS SCHOOL
0	Flo Thamba	F	6-10	240	So.-1L	Kinshasa, Democratic Republic of Congo/Mountain Mission School
2	Devonte Bando	G	6-3	185	Sr.-1L	Mississauga, Ontario/Faith Baptist HS (Hutchinson [Kan.] CC)
5	Jordan Turner	G/F	6-7	195	Fr.-HS	Houston, Texas/Sunrise Christian
10	Adam Flagler	G	6-3	180	So.-%-TR	Duluth, Ga./Duluth HS (Presbyterian)
11	Mark Vital	G/F	6-5	230	RJr.-2L	Lake Charles, La./Advanced Prep International
12	Jared Butler	G	6-3	190	So.-1L	Reserve, La./Riverside Academy
13	Jackson Moffatt	G/F	6-6	210	RFr.-SQ	Magnolia, Texas/Magnolia HS
15	Obim Okeke	G	6-0	225	Sr.-1L	Las Vegas, Nev./Bishop Gorman HS
23	Jonathan Tchamwa Tchatchoua	F	6-8	245	So.-%-TR	Douala, Cameroon/NBA Global Academy - Australia (UNLV)
24	Matthew Mayer	G/F	6-9	210	So.-1L	Austin, Texas/Westlake HS
25	Tristan Clark	F	6-10	245	Jr.-2L	San Antonio, Texas/Wagner HS
31	MaCio Teague	G	6-3	195	RJr.-SQ	Cincinnati, Ohio/Walnut Hills HS (UNC Asheville)
33	Freddie Gillespie	F	6-9	245	RSr.-1L	St. Paul, Minn./East Ridge HS (Carleton)
45	Davion Mitchell	G	6-2	195	RSo.-SQ	Hinesville, Ga./Liberty County HS (Auburn)

^ - sat out 2016-17 as redshirt * - sat out 2017-18 as redshirt # - sat out 2018-19 as redshirt % - will sit out 2019-20 as transfer

COACHING & SUPPORT STAFF

Head Coach: Scott Drew (Butler, 1993), 17th season at Baylor (18th season as Division I head coach)
Associate Head Coach: Jerome Tang (Charter Oak State, 2007), 17th season at Baylor
Assistant Coach: Alvin Brooks III (Idaho State, 2002), 4th season at Baylor
Assistant Coach: John Jakus (Trinity International, 1999), 3rd season at Baylor
Special Assistant & Director of Player Development: Jared Nuness (Valparaiso, 2001), 10th season at Baylor
Special Assistant to the Head Coach: Bill Peterson (Eckerd, 1979), 3rd season at Baylor
Director of Basketball Operations: Aditya Malhotra (Baylor, 2006), 7th season at Baylor
Director of Video Operations: Ty Beard (Baylor, 2009), 3rd season at Baylor

SERIES HISTORY

- Saturday is the 38th all-time meeting between Baylor and Kansas. BU is 5-32 against the Jayhawks.
- Baylor lost both games against Kansas last year, but the Bears won the final meeting of the 2018 season in Waco.
- Baylor’s wins in the series came in 2001 vs. No. 6 Kansas (Waco), in 2009 vs. No. 14 Kansas (Oklahoma City), in 2012 vs. No. 3 (Kansas City), in 2013 vs. No. 4 Kansas (Waco) and in 2018 vs. No. 10 Kansas (Waco).
- The Bears are 0-17 all-time in Lawrence, and 13 of the first 14 meetings were decided by double-digits before single-digit games in each of the last three meetings in Lawrence – 2017 (73-68), 2018 (70-67) and 2019 (78-70).

LAST TIME VS. KANSAS

- Baylor dropped its 2019 regular season finale, 78-70, at No. 13 Kansas on March 9. The Bears turned 18 offensive rebounds into 22 second-chance points, but BU shot 19% (6-of-31) from 3-point range in the loss.
- Freshman **Jared Butler** had 31 points (the most by a visiting player at Kansas in 2018-19), including 23 in the 2nd half.
- The Bears had 8 more field goal attempts than Kansas, but made 2 fewer. Both teams made 6 3-pointers, despite BU attempting 15 more than KU. Baylor played without **Makai Mason**, who sat out to rest his foot injury.

NATION’S BEST FOUR WINS VS. AP TOP 25 TEAMS

- Baylor is the nation’s only team with four wins against AP Top 25 teams this season. BU is 4-0 with home wins against No. 12 Arizona and No. 18 Butler, a neutral win vs. No. 17 Villanova and a road win at No. 22 Texas Tech.
- Those four opponents all remain top-25 ranked and have a combined 46-7 record in all other games.
- In three of those wins, Baylor held its opponent below 60 points (58 vs. Arizona, 52 vs. Butler, 52 at Texas Tech).
- Baylor led for 79% of game time in those four wins (125:50 of 160:00). BU never trailed Butler, the largest deficit the Bears faced against Arizona was 2 points, against Villanova was 6 points and at Texas Tech was 3 points.

ELITE DEFENSIVE PERFORMANCES

- Baylor has held its last 4 high-major opponents to season-low scoring totals (Arizona, Butler, Texas, Tech Tech).
- BU held Arizona to 58 points, and Arizona has scored at least 67 points in every other game through Jan. 8.
- BU limited Butler to 52 points, and Butler has scored at least 60 points in every other game through Jan. 8.
- BU allowed only 44 points to Texas, and Texas has scored at least 48 points in every other game through Jan. 8.
- BU held Texas Tech to 52 points, and Tech has scored at least 60 points in every other game through Jan. 8.

WINNING STREAK UP TO 11 STRAIGHT, FIFTH-LONGEST IN BU HISTORY

- Baylor has won 11 consecutive games, tied as the fifth-longest winning streak in program history.
- BU has had 8 double-digit winning streaks in program history – 17 in 2011-12, 15 in 2016-17, 13 in 1946, 12 in 2000-2001, 11 in 1947-48, 11 in 1996, 11 in 2013 and 11 in 2019-20.
- The current 11-game streak includes 4 wins vs. ranked opponents, 2 road games and 3 neutral-site games.

BEARS NOTCH FOURTH RANKED VICTORY AT NO. 22 TEXAS TECH

- Baylor held No. 22 Texas Tech to a season-low 52 points in a 57-52 win in Lubbock on Jan. 7.
- The 52 points were the fewest scored in a home game by a Chris Beard-coached team in his 5-year collegiate career.
- Baylor out-rebounded Texas Tech 44-25, grabbing more of its own misses than Tech (17 offensive rebounds vs. Tech’s 15 defensive rebounds) and turning 17 offensive boards into 15 second-chance points.
- **Davion Mitchell** had a team-high 14 points on 6-of-10 from the field. **Mark Vital** had 8 points, 13 rebounds and 3 steals, and **Freddie Gillespie** chipped in 9 points, 10 rebounds (7 offensive) and 2 blocks.

ELITE DEFENSE KEYS WIN IN BIG 12 OPENER VS. TEXAS

- Baylor held Texas to 44 points in a 59-44 victory in both teams’ Big 12 opener on Jan. 4 in Waco.
- The 44 points were the fewest by a Shaka Smart-coached team in his 11-year collegiate career and the fewest by any Texas team since scoring 41 vs. Georgetown on Dec. 4, 2012.
- It was the best defensive performance by a BU team in Big 12 play since holding K-State to 42 points in 2015.
- **MaCio Teague** had a game-high 21 points, including 9-of-9 at the free throw line.

BU DEFEATS NO. 18 BUTLER IN INAUGURAL BIG 12/BIG EAST BATTLE

- Baylor defeated No. 18 Butler 53-52 in the inaugural Big 12/Big East Battle on Dec. 10 in Waco.
- The Bears won despite scoring only 53 points and shooting 35 percent from the field.
- Baylor’s 53 points were its fewest in a win since a 51-40 victory over TCU on Jan. 12, 2012.
- BU built a 16-point first-half lead and never trailed in the game. Butler cut the BU lead to 53-52 with 1:14 remaining, but **Mark Vital** blocked the potential go-ahead layup off of Butler’s Kamar Baldwin to secure the win.

BEARS KNOCK OFF NO. 12 ARIZONA TO COMPLETE HOME-AND-HOME SWEEP

- Baylor improved to 2-0 vs. ranked teams by recording a 63-58 win over No. 12 Arizona on Dec. 7.
- The Bears held Arizona to a .269 field goal percentage (14-52), the Wildcats lowest in a game since at least 2000.
- BU won despite shooting only .304 from the field (17-56). The Bears out-rebounded Arizona 40-33, had 12 assists to Arizona’s 7 assists and made 6-of-24 from 3-point range against Arizona’s 2-of-11 from downtown.
- **MaCio Teague** led the Bears with 19 points, while **Freddie Gillespie** posted career-highs of 17 points, 13 rebounds, 5 blocks and 36 minutes. **Mark Vital** recorded a +17 plus-minus in just 14 minutes off the bench.
- **Gillespie** earned his career-first Big 12 Player of the Week honor two days after the win.
- The win completed Baylor’s home-and-home sweep against Arizona following a 58-49 win in Tucson last season.



SCOTT DREW
HEAD COACH
17TH SEASON AT BAYLOR

THE DREW FILE

PERSONAL

Birthdate: Oct. 23, 1970
Birthplace: Kansas City, Mo.
Family: Wife, Kelly; daughter Mackenzie, sons Peyton and Brody

EDUCATION

College: Butler, 1993; Valparaiso, 1994 (Master’s)

COACHING EXPERIENCE

1993-01 Valparaiso (assistant coach)
2001-02 Valparaiso (associate head coach)
2002-03 Valparaiso (head coach)
2003-pres. Baylor (head coach)

THE DREW WORKSHEET

YEAR	SCHOOL	OVERALL	CONF.
2002-03	Valparaiso	20-11	12-2
2003-04	Baylor	8-21	3-13
2004-05	Baylor	9-19	1-15
2005-06‡	Baylor	4-13	4-12
2006-07	Baylor	15-16	4-12
2007-08	Baylor ¹	21-11	9-7
2008-09	Baylor ²	24-15	5-11
2009-10	Baylor ¹	28-8	11-5
2010-11	Baylor	18-13	7-9
2011-12	Baylor ¹	30-8	12-6
2012-13*	Baylor ²	23-14	9-9
2013-14	Baylor ¹	26-12	9-9
2014-15	Baylor ¹	24-10	11-7
2015-16	Baylor ¹	22-12	10-8
2016-17	Baylor ¹	27-8	12-6
2017-18	Baylor ²	19-15	8-10
2018-19	Baylor ¹	20-14	10-8
2019-20	Baylor	12-1	2-0
TOTAL	18th season	348-221	137-149
BAYLOR	17th season	328-210	125-147

‡ Baylor played no non-conference schedule due to NCAA sanctions.
* Two of Baylor’s wins were credited to interim head coach Jerome Tang.
¹ NCAA Tournament Appearances | ² NIT Appearances

DREW VS. 2019-20 OPPONENTS

OPPONENT	CAREER
Arizona	2-0
Butler	1-0
Central Arkansas	2-0
Coastal Carolina	1-0
Florida	0-1
Iowa State.....	14-13
Jackson State	9-0
Kansas	4-24
Kansas State	11-16
Maryland-Eastern Shore.....	2-0
Ohio.....	1-0
Oklahoma	12-22
Oklahoma State.....	17-16
Texas	17-21
TCU.....	12-3
Texas State.....	2-0
Texas Tech.....	19-13
UT-Martin.....	1-0
Villanova.....	1-0
Washington.....	0-1
West Virginia	10-7
CAREER W-L TOTAL	348-221

MISCELLANEOUS STATISTICS

Current Streak.....	Won 11
Current Home Streak.....	Won 7
Current Road/Neutral Streak.....	Won 5
Last Win.....	Jan. 7 at #22 Texas Tech (57-52)
Last Home Win.....	Jan. 4 vs. Texas (59-44)
Last Away Win.....	Jan. 7 at #22 Texas Tech (57-52)
Last Loss.....	Nov. 8 vs. Washington (64-67)
Last Home Loss.....	March 6 vs. Oklahoma State (64-67)
Last Away Loss.....	Nov. 8 vs. Washington (64-67)

2019-20 RECORD BY STARTING LINEUP

Mitchell (g), Butler (g), Teague (g), Vital (f), Gillespie (f).....	7-0
Mitchell (g), Butler (g), Teague (g), Clark (f), Gillespie (f).....	5-1

RECORD WHEN...

	2019-20		DREW
	ALL	B12	ERA
Leading or tied at halftime	10-1	2-0	264-47
Trailing at halftime	2-0	0-0	66-163
Shoot 50 percent or higher	4-0	0-0	153-12
Shoot lower than 50 percent	8-1	2-0	177-198
Shoot higher pct than opponent	8-0	1-0	285-29
Shoot lower percentage than opp	4-1	1-0	45-181
Opp. shoot lower than 50 percent	10-1	2-0	311-113
Opp. shoot 50 percent or higher	2-0	0-0	19-97
Score fewer than 60 points	3-0	2-0	15-50
Score 60-plus points	9-1	0-0	315-160
Score 70-plus points	8-0	0-0	276-68
Score 80-plus points	4-0	0-0	139-12
Score 90-plus points	2-0	0-0	59-3
Score 100-plus points	1-0	0-0	21-0
Opp. score fewer than 50 points	2-0	1-0	35-1
Opp. score fewer than 60 points	7-0	2-0	122-9
Opp. score fewer than 70 points	11-1	2-0	234-54
Opp. score fewer than 80 points	12-1	2-0	311-141
Opp. score 80-plus points	0-0	0-0	19-69
Opp. score 90-plus points	0-0	0-0	3-19
More rebounds than opponent	9-0	2-0	253-79
Equal/fewer rebounds than opp.	3-1	0-0	77-131
40+ rebounds	6-0	2-0	131-32
Fewer than 40 rebounds	6-1	0-0	199-178
Fewer turnovers than opp.	9-1	1-0	166-67
Equal/more turnovers than opp.	3-0	1-0	164-143
Games decided by 5 or fewer pts	3-1	1-0	70-61
OT games	0-0	0-0	19-5
Games as AP ranked team	12-1	2-0	160-64
Games vs. AP ranked opponents	4-0	1-0	45-99
Games following a loss	2-0	0-0	108-96
Games following a win	10-1	2-0	221-114
More points in paint than opp.	10-0	1-0	234-85
Equal/fewer pts in paint than opp.	2-1	1-0	96-125
More points off TO than opp.	10-1	1-0	200-71
Equal/fewer pts off TO than opp.	2-0	1-0	130-139
More bench points than opp.	8-1	2-0	193-106
Equal/fewer bench points than opp.	4-0	0-0	137-104
More 2nd-chance points than opp.	8-0	2-0	191-109
Equal/fewer 2nd-ch. pts than opp.	4-1	0-0	139-101
Playing in November	5-1	0-0	77-15
Playing in December	5-0	0-0	78-19
Playing in January	2-0	2-0	70-63
Playing in February	0-0	0-0	60-68
Playing in March	0-0	0-0	43-44
Playing in April	0-0	0-0	2-1

WIN OVER NO. 17 VILLANOVA GIVES BEARS MYRTLE BEACH INVITATIONAL TITLE

- Baylor claimed the Myrtle Beach Invitational title with wins vs. Ohio, at Coastal Carolina and vs. No. 17 Villanova.
- **Jared Butler** earned MVP honors after scoring 10 points in the final 6 minutes of the championship game, and he was joined on the All-Tournament Team by **MaCio Teague**, who led the Bears with 18.7 ppg in the tournament.
- **Davion Mitchell** averaged 12.3 points in the tournament after entering with a career single-game high of 10 points.
- BU overcame an early 7-point deficit on its way to a 76-53 win over Ohio in the quarterfinals, led by Butler's 19 points.
- The Bears trailed by 8 points with 15 minutes left at Coastal Carolina, but rallied to win 77-65 in the semifinals.
- The championship game vs. No. 17 Villanova featured 18 lead changes, but Baylor closed the game on a 23-12 run over the final 6 minutes to claim an 87-78 win. The Bears made 6-of-9 3-pointers in the 2nd half.

SUCCESS ACROSS BAYLOR ATHLETICS DEPARTMENT

- Baylor is the nation's only school with top-25 ranked teams in football, men's and women's basketball and volleyball.
- Those four sports have a combined 64-7 record this season – FB 11-3, MBB 12-1, WBB 11-1, VB 30-2 (thru 1/8/20).
- The BU Volleyball team finished ranked No. 3, advanced to the its first Final Four and won its first Big 12 title.
- Baylor Football is No. 7 nationally at 11-3. The Bears faced No. 5 Georgia in the Sugar Bowl on Jan. 1.
- Baylor Men's Basketball is ranked No. 4 nationally at 12-1 with its lone loss by 3 points to Washington.
- Baylor Women's Basketball is ranked No. 6 nationally at 11-1 with its lone loss against No. 5 South Carolina.

TWENTY-SEVEN WINS VS. RANKED TEAMS IN LAST FIVE SEASONS

- Baylor has gone 27-32 against ranked teams since the start of the 2014-15 season (4-0 this season).
- BU is 45-72 against AP-ranked teams since 2007-08 after going 17-122 in the program's first 101 seasons.
- Baylor has won multiple games vs. AP Top 25 teams in each of the last 13 seasons. The Bears have defeated at least five ranked teams in four of the last six seasons dating back to 2013-14.

INDIVIDUAL PLAYER RANKINGS

- **Jared Butler** has led BU in scoring in 8 of 12 games this season. He ranks top-15 in the Big 12 in 3FG% (2nd, .402), 3FGs (2nd, 2.7/gm), FT% (2nd, .902), scoring (5th, 16.3), FG% (7th, .438), steals (11th, 1.5) and assists (14th, 2.9).
- **Freddie Gillespie** is 3rd nationally and leads the Big 12 in offensive rebounding (4.3), 29th nationally and 3rd in the Big 12 in blocks (2.3), tied for 3rd in the Big 12 in double-doubles (5) and 2nd in the Big 12 in rebounding (9.5).
- **MaCio Teague** is 9th in the Big 12 in scoring (14.5), 6th in 3FGs (2.2/gm) and 7th in FT% (.833).
- **Davion Mitchell** is 10th in the Big 12 in steals (1.5), 11th in assist-to-turnover ratio (1.5) and 11th in assists (3.1).
- **Mark Vital** ranks 3rd in the Big 12 in steals (2.0), 11th in blocks (1.0) and 13th in rebounding (6.0).

RANKED 4TH IN LATEST AP TOP 25

- Baylor climbed to No. 4 in the latest AP Top 25 released on Monday. It's the Bears' 10th straight week ranked and 7th consecutive week the Bears have moved up in the AP poll.
- This is the 8th time BU has been ranked No. 4 in the AP Top 25, and BU is 10-2 when playing as the No. 4-ranked team. The Bears have occupied 24 of 25 spots in the AP Top 25 over the last 12 seasons (all spots except No. 8).
- Baylor's streak of 10 consecutive weeks ranked in the AP Top 25 is tied for the 6th-longest streak in program history – 25 polls in 2017-18, 22 in 2012-13, 17 in 2010-11, 15 in 2015-16, 12 in 2014, 10 in 2016.
- Baylor was ranked No. 16 in the preseason AP Top 25 poll, which tied the 2nd-highest preseason ranking in BU history.
- BU has been in the preseason AP Top 25 in 7 of 10 seasons since the program's first preseason ranking in 2010-11.

BREAKTHROUGH IN BIG 12

- BU is 115-94 in Big 12 play in 12 seasons since 2008 after going 45-131 in the league's first 11 seasons.
- BU is 101-77 in Big 12 play in 10 seasons since 2010 after going 59-149 in the league's first 13 seasons.
- Baylor is 35-38 in Big 12 road games since 2012, second-best in the league behind only Kansas (45-24).
- BU has recorded double-digit Big 12 wins in 4 of the last 5 and 6 of the last 10 seasons.
- BU has won 8+ Big 12 games in 8 straight seasons after winning 8+ just 3 times in the league's first 15 years.

SECOND-MOST WINS AMONG BIG 12 TEAMS SINCE 2011-12

- Baylor's 203-94 record since 2011-12 trails only Kansas (248-62) among Big 12 teams (thru 1/10/20).
- Iowa State (190-100) is 3rd, West Virginia (181-111) is 4th, Kansas State (178-108) is 5th, Oklahoma (172-108) is 6th, Texas (161-127) is 7th, Oklahoma State (153-126) is 8th, Texas Tech (151-128) is 9th and TCU (147-138) is 10th.
- Baylor has averaged 24 wins per season over the last seven seasons since 2011-12.

A WIN WOULD ...

- Extend Baylor's winning streak to 12 games, tying the 4th-longest winning streak in program history.
- Be Baylor's first road win against a top-5 team in program history (entered 0-22 in road games vs. top-5 teams).
- Be Baylor's first win at Allen Fieldhouse (entered 0-17) and first win in a matchup of top-5 teams (0-3).
- Make Baylor 28-32 vs. ranked teams over the last 6 seasons and 46-72 vs. ranked teams over the last 13 seasons.
- Give Baylor a 5-0 record vs. ranked teams this season (No. 12 Arizona, No. 17 Villanova, No. 18 Butler, No. 22 TCU).
- Mark the first time in program history Baylor won its first 5 matchups against ranked teams.
- Be Drew's 329th win at Baylor and improve Baylor's record to 295-141 since 2007-08.
- Improve Baylor's record to 16-7 all-time when playing as an AP Top 5 team.
- Be Baylor's 16th all-time road win against an AP Top 25 team (14th since 2008).

BIG 12'S BEST RECORD IN CONFERENCE CHALLENGES

- Baylor is 9-2 in conference challenges, the best record of any Big 12 team in those games – 5-1 in the Big 12/SEC Challenge, 3-1 in the Big 12/Pac-10 Series and 1-0 in the Big 12/Big East Battle.
- BU's 5-1 record in the Big 12/SEC Challenge includes wins over Kentucky, Vanderbilt, Georgia, Ole Miss and Alabama.
- Baylor's 5-1 record is best by any team in the Big 12/SEC Challenge. Kansas, Oklahoma, Oklahoma State, TCU and Texas Tech are all 4-2, Iowa State, K-State and Texas are all 3-3 and West Virginia is 1-5.
- Baylor's 9-2 record in conference challenges is best in the Big 12, followed by Kansas (7-4), Oklahoma State (7-4), Oklahoma (6-5), Texas (6-5), Iowa State (6-5), K-State (5-6), Texas Tech (5-6), TCU (4-3) and West Virginia (1-6).

BIG 12'S SECOND-BEST ROAD MARK SINCE 2012

- Baylor is 35-38 in Big 12 road games since 2012, 2nd-best in the league behind only Kansas (46-28) thru 1/10/20.
- BU is 26-29 in Big 12 road games since 2014, which is also second-best in the league behind only Kansas (33-23).

LAST 9 YEARS (2012-PRES.)

Kansas — 46-28
 Baylor — 35-38
 Kansas State — 30-42
 West Virginia — 26-38
 Iowa State — 27-45
 Oklahoma — 22-49
 Oklahoma State — 20-53
 Texas — 19-53
 Texas Tech — 15-57
 TCU — 9-54

LAST 7 YEARS (2014-PRES.)

Kansas — 33-23
 Baylor — 26-29
 West Virginia — 23-32
 Iowa State — 20-34
 Kansas State — 19-35
 Oklahoma — 18-35
 Texas — 14-39
 Oklahoma State — 14-41
 Texas Tech — 14-41
 TCU — 9-46

PICKED 2ND IN BIG 12 PRESEASON COACHES POLL

- Baylor was picked second in the 2020 Big 12 Preseason Coaches Poll, tying 2013 for the best in program history.
- Baylor (71 points) was projected behind only Kansas (80). Texas Tech (62) was third, followed by Texas (57), West Virginia (45), Oklahoma State (42), Iowa State (30), Oklahoma (29), Kansas State (23) and TCU (11).
- BU was projected to finish 9th last season, but the Bears overcame injuries to four projected starters to finish 4th.

GILLESPIE GROWING INTO STARTING ROLE

- **Freddie Gillespie** has started 22 of the last 25 games since entering the starting lineup on Feb. 9, 2019 vs. K-State.
- Gillespie did not play in 8 of 9 games immediately preceding Tristan Clark's injury last year, but he joined the rotation for the first game without Clark on Jan. 12, and he became a starter 8 games later (started 9 of final 12 games).
- Gillespie was named Big 12 Player of the Week on Dec. 9 after recording career-highs of 17 points, 13 rebounds, 5 blocks and 36 minutes played in the Bears' win over No. 12 Arizona two days prior.
- Gillespie has 5 double-doubles this season and is tied for the Big 12 lead with 8 double-digit rebounding games.
- Gillespie ranks 3rd nationally in offensive rebounding (4.3), 29th nationally in blocks (2.3), 39th nationally in rebounding (9.5) and 56th nationally in double-doubles (5).

BUTLER TAKING OVER

- **Jared Butler** has led Baylor in scoring in 8 of 13 games this season after doing so in 6 of 34 games last year.
- Butler had 30 points in the season-opener vs. UCA, the 2nd-most of his career (31 at Kansas on March 9, 2019), and he posted back-to-back 20-point games – 22 vs. Villanova, 20 vs. UMES.
- Butler ranks top-15 in the Big 12 in 3-point percentage (2nd, .402), 3-pointers made (2nd, 2.7/gm), free throw percentage (2nd, .902), scoring (5th, 16.3), field goal percentage (7th, .438), steals (11th, 1.5) and assists (14th, 2.9).
- Butler has scored at least 12 points in 11 of 13 games this season.
- Butler was named Myrtle Beach Invitational MVP and picked up Big 12 Player of the Week honors on Nov. 25.

TEAGUE CONTINUING STREAKS

- **MaCio Teague** has played in 80 consecutive games and made 76 consecutive starts during 3 collegiate seasons (2016-17 & 2017-18 at UNC Asheville, 2019-20 at Baylor). He has started all but one game (Nov. 20, 2016).
- Teague had his streak of 37 consecutive games with a made 3-pointer snapped when he went 0-for-2 from downtown in Baylor's win at Texas Tech on Jan. 7. He's made multiple 3-pointers in 30 of his last 38 games.
- Teague ranks 9th in the Big 12 in scoring (14.5), 6th in 3FGs (2.2/gm) and 7th in free throw percentage (.833).
- Baylor is 11-0 this season when Teague scores 10+ points. He had 8 points in BU's lone loss to Washington.
- Teague led the Bears with 18.7 points per game at the Myrtle Beach Invitational, earning All-Tournament honors.

EIGHT CONSECUTIVE POSTSEASON BERTHS

- Baylor is on a school-record streak of eight consecutive postseason berths, surpassing the total number of postseason berths in the program's 97 seasons prior to the **Scott Drew** era.
- Baylor is 1 of 14 teams to appear in every postseason since 2012, joining Cincinnati, Duke, Gonzaga, Iona, Kansas, Kentucky, Michigan State, New Mexico State, North Carolina, Oregon, Saint Mary's, Virginia and Wichita State.
- BU earned NCAA Tournament bids in 2012, 2014, 2015, 2016, 2017 and 2019 and NIT bids in 2013 and 2018.
- Baylor has made postseason appearances in 11 of 12 seasons since 2008. Prior to that, Baylor's only postseason berths were in 1946 (NCAA), 1948 (NCAA), 1950 (NCAA), 1987 (NIT), 1988 (NCAA), 1990 (NIT) and 2001 (NIT).
- Baylor is 21-10 in postseason national tournaments during the Drew era after going 3-9 prior to Drew's arrival.

DOUBLE-FIGURE GAMES

POINTS	19-20	CAREER
MaCio Teague	11	65 (54 at UNC Asheville)
Jared Butler	11	28
Freddie Gillespie	6	24 (14 at Carleton)
Davion Mitchell	5	7 (2 at Auburn)
Devonte Bando	4	16
Mark Vital	3	21
Matthew Mayer	2	7
Tristan Clark	1	22
Flo Thamba	1	1

REBOUNDS	19-20	CAREER
Freddie Gillespie	8	19 (9 at Carleton)
Mark Vital	1	10
MaCio Teague	1	4 (3 at UNC Asheville)
Tristan Clark	—	3

DOUBLE-DOUBLES	19-20	CAREER
Freddie Gillespie	5	10 (4 at Carleton)
MaCio Teague	1	4 (3 at UNC Asheville)
Mark Vital	—	2
Tristan Clark	—	3

20+ POINTS	19-20	CAREER
Jared Butler	3	5
MaCio Teague	2	22 (20 at UNC Asheville)
Tristan Clark	—	2
Devonte Bando	—	2
Freddie Gillespie	—	1 (1 at Carleton)

30+ POINTS	19-20	CAREER
Jared Butler	1	2
MaCio Teague	—	2 (2 at UNC Asheville)

ACTIVE STREAKS**CONSECUTIVE STARTS**

76	MaCio Teague (63 at UNC Asheville)
32	Jared Butler
13	Freddie Gillespie, Davion Mitchell
5	Mark Vital

CONSECUTIVE GAMES PLAYED

80	MaCio Teague (67 at UNC Asheville)
72	Mark Vital
47	Devonte Bando, Jared Butler
47	Davion Mitchell (34 at Auburn)
33	Freddie Gillespie
17	Matthew Mayer
3	Tristan Clark

CONSECUTIVE GAMES WITH 3-POINTER

9	Davion Mitchell
2	Matthew Mayer
1	Devonte Bando

CONSECUTIVE GAMES WITH 10+ POINTS

1	Davion Mitchell
---	-----------------

LARGEST LEADS & DEFICITS

	W/L	HALFTIME	LARGEST	LARGEST
	SCORE	MARGIN	LEAD	DEFICIT
Central Ark.	W, 105-61	+21 (53-32)	+44	—
vs. Washington	L, 64-67	+7 (31-24)	+13	-3
Texas State	W, 72-63	— (30-30)	+18	-2
vs. Ohio	W, 76-53	+13 (36-23)	+24	-7
at CCU	W, 77-65	-2 (37-39)	+15	-9
vs. Villanova	W, 87-78	-3 (38-41)	+9	-6
UMES	W, 78-46	+17 (38-21)	+34	—
Arizona	W, 63-58	+11 (35-24)	+18	-2
Butler	W, 53-52	+10 (34-24)	+16	—
vs. UT Martin	W, 91-63	+8 (38-30)	+36	-1
Jackson St.	W, 83-57	+24 (48-24)	+32	-1
Texas	W, 59-44	+13 (36-23)	+16	-1
at Texas Tech	W, 57-52	+3 (21-18)	+8	-3

GAME TRENDS

	W/L	TIME	TIME	TIME
	SCORE	LEADING	TRAILING	TIED
Central Ark.	W, 105-61	39:35	—	0:25
vs. Washington	L, 64-67	36:27	1:42	1:51
Texas State	W, 72-63	33:01	1:57	5:02
vs. Ohio	W, 76-53	29:44	5:43	4:33
at CCU	W, 77-65	19:07	17:11	3:42
vs. Villanova	W, 87-78	20:22	14:22	5:16
UMES	W, 78-46	39:40	—	0:20
Arizona	W, 63-58	36:01	3:34	0:25
Butler	W, 53-52	39:29	—	0:31
vs. UT Martin	W, 91-63	39:25	0:13	0:22
Jackson St.	W, 83-57	34:26	1:00	4:34
Texas	W, 59-44	38:00	1:04	0:56
at Texas Tech	W, 57-52	29:59	4:33	5:28
TOTAL		435:16	51:19	33:25

PROTECTING HALFTIME LEADS

- Baylor is 42-4 in its last 46 games when leading at the half, including 15-3 last season and 15-0 in 2017-18.
- Baylor has won 89% of its games (157-20) when leading at the half since 2011-12 (9-1 in 2019-20, 15-3 in 2018-19, 15-0 in 2017-18, 18-3 in 2016-17, 18-2 in 2015-16, 21-7 in 2014-15, 18-2 in 2013-14, 17-1 in 2012-13 and 26-1 in 2011-12).
- BU has won 38% of games in which its been tied or trailing at the half since 2011-12, going 46-74 in those.

NON-CONFERENCE HIGHLIGHTS

- The Bears recorded double-digit non-conference wins for the 6th time in the last 7 years this season.
- Baylor is 12-5 vs. the Pac-12 during the Drew era, 11-1 against the Big East during the Drew era and 15-10 against the SEC during the Drew era, including 10-5 since 2012-13 and 5-1 in the Big 12/SEC Challenge.
- Baylor is 46-11 in games against non-Big 12 teams over the last 4 seasons, including home wins against No. 4 Oregon, No. 7 Xavier, No. 12 Arizona, No. 18 Butler, Oregon and Alabama, neutral site wins vs. No. 10 Louisville, vs. No. 17 Villanova, vs. No. 24 Michigan State, vs. VCU, vs. USC, vs. Wisconsin, vs. Creighton and vs. Syracuse and road wins at Arizona and Ole Miss.

SUCCESS IN TOURNAMENTS

- Baylor is 36-12 in regular-season tournaments during the Drew era, including tournament titles in 3 of the last 4 years.
- BU is 23-4 in its seven regular-season tournaments since 2013-14, going 3-1, 3-1, 3-1, 4-0, 4-0, 3-1 and 3-0.
- BU advanced to championship games in the 2007 Paradise Jam (won), 2008 76 Classic (lost), 2011 Las Vegas Classic (won), 2013 Maui Invitational (lost), 2014 Las Vegas Invitational (lost), 2016 Battle 4 Atlantis (won), 2017 Hall of Fame Classic (won) and 2019 Myrtle Beach Invitational (won).
- Baylor has won five regular-season tournament titles under Drew – the 2019 Myrtle Beach Invitational, the 2017 Hall of Fame Classic, the 2016 Battle 4 Atlantis, the 2011 Las Vegas Classic and the 2007 Paradise Jam.

PROGRAM HIGHLIGHTS

- Drew is in his 17th season at Baylor and is the school’s all-time wins leader (328).
- Baylor has had a nation-leading four players selected in the NBA Draft since 2010 who weren’t ranked in the ESPN100 out of high school – Quincy Acy, Ekpe Udoh, Pierre Jackson and Taurean Prince.
- Drew has graduated 49 players during his Baylor tenure, averaging more than 3 graduates per season.
- The Bears have advanced to postseason play in a school-record eight straight seasons (6 NCAA, 2 NIT).
- Baylor is 23-4 in regular-season tournaments since 2013-14, including 4 regular-season tournament titles.
- Drew has won 20+ games in 10 of the last 12 years – the Bears had 3 seasons of 20+ wins prior to his arrival.

FIVE NCAA TOURNAMENT APPEARANCES IN LAST SIX SEASONS

- Baylor appeared in the NCAA Tournament for the fifth time in the last six seasons in 2019.
- BU is 1 of 22 teams (1 of 15 in Power-5) to appear in five NCAA Tournaments since 2014, joining Arizona, Cincinnati, Duke, Gonzaga, Iowa State, Kansas, Kentucky, Michigan, Michigan State, New Mexico State, North Carolina, Oklahoma, Oregon, Providence, Purdue, VCU, Villanova, Virginia, Wichita State, Wisconsin and Xavier.

POINT GUARDS THRIVE IN DREW’S SYSTEM

- Eight of Baylor’s nine starting point guards during the **Scott Drew** era have earned All-Big 12 recognition.
- Baylor’s starting point guard has earned All-Big 12 recognition in 14 of 15 seasons since 2004-05.
- Makai Mason (2019), Manu Lecomte (2017, 2018), Lester Medford (2016), Kenny Chery (2014, 2015), Pierre Jackson (2012, 2013), Tweety Carter (2010), Curtis Jerrells (2007, 2008, 2009) and Aaron Bruce (2005, 2006, 2007) have earned All-Big 12 recognition.

DOUBLE-DIGIT NON-CONFERENCE WINS IN 11 OF LAST 13 YEARS

- Baylor has begun Big 12 play with double-digit wins in 6 of the last 7 seasons and 12 times in the last 14 years.
- All told, Baylor has gone 150-26 prior to Big 12 play over the last 14 seasons dating back to 2006-07, including an 11-9 record against AP Top 25 teams.
- BU entered Big 12 play 10-1 in 2019-20, 8-4 in 2018-19, 10-2 in 2017-18, 12-0 in 2016-17, 10-2 in 2015-16, 11-1 in 2014-15, 12-1 in 2013-14, 8-4 in 2012-13, 13-0 in 2011-12, 10-3 in 2010-11, 12-1 in 2009-10, 12-2 in 2008-09, 12-2 in 2007-08 and 10-3 in 2006-07.

GRADUATING 91 PERCENT OF SENIORS

- Since **Scott Drew** took over the Baylor Basketball program in 2003, 32 of 35 scholarship players who have played their fourth years of collegiate eligibility under Drew have graduated from Baylor.
- Players recruited by Drew to graduate at Baylor: Tim Bush, Patrick Fields, Aaron Bruce, Mamadou Diene, Delbert Simpson, Curtis Jerrells, Henry Dugat, Kevin Rogers, Tweety Carter, Josh Lomers, Ekpe Udoh, Fred Ellis, Quincy Acy, Anthony Jones, J’mison Morgan, A.J. Walton, Cory Jefferson, Brady Heslip, Gary Franklin, Kenny Chery, Royce O’Neale, Lester Medford, Rico Gathers, Taurean Prince, Al Freeman, Johnathan Motley, Ishmail Wainright, Manu Lecomte, Jo Lual-Acuil Jr., Nuni Omot, Jake Lindsey and King McClure.

PLAYER DEVELOPMENT – FROM UNRANKED TO NBA DRAFT PICKS

- Baylor has had a nation-leading four players selected in the NBA Draft since 2010 who weren't ranked in the ESPN100 out of high school.
- The only other schools with three such players were Colorado, Marquette, Missouri, New Mexico and Connecticut.
- Baylor developed **Quincy Acy**, **Ekpe Udoh**, **Pierre Jackson** and **Taurean Prince** into NBA Draft picks after joining the program as unranked recruits.

HISTORY OF DEVELOPMENT WITH REDSHIRTS

- Baylor has a track record of success when players redshirt under Scott Drew. **Ekpe Udoh**, **Johnathan Motley**, **Cory Jefferson**, **Brady Heslip**, **Jo Lual-Acuil Jr.** and **Manu Lecomte** have all gone on to professional careers after redshirting.
- **Mark Vital**, **Freddie Gillespie**, **MaCio Teague** and **Davion Mitchell** have all redshirted while at Baylor.
- **Adam Flagler** and **Jonathan Tchamwa Tchatchoua** are both redshirting this season while sitting out to satisfy NCAA transfer rules, while freshman **Jordan Turner** has elected to redshirt.

42 PRO PLAYERS IN DREW ERA

- In Scott Drew's 16 years at Baylor, 42 of his players have gone on to professional careers.
- Five of Drew's players were in the NBA last season, and they all graduated from Baylor – Quincy Acy (Suns), Johnathan Motley (Clippers), Royce O'Neale (Jazz), Taurean Prince (Hawks) and Ekpe Udoh (Jazz).
- A complete list of pro players from the Drew era is on page 159 of the 2019-20 men's basketball media almanac.

CONSISTENTLY AMONG NATION'S BEST OFFENSES

- Baylor's offense has consistently ranked among the nation's best over the last 12 seasons under Scott Drew.
- The Bears have finished 10 of the past 12 seasons among the top 25 nationally in KenPom's adjusted offensive efficiency, joining Duke as the only programs to make that claim. Baylor is currently No. 32 nationally in 2019-20.
- BU finished No. 20 in 2018-19, No. 62 in 2017-18, No. 23 in 2016-17, No. 13 in 2015-16, No. 18 in 2014-15, No. 9 in 2013-14, No. 14 in 2012-13, No. 8 in 2011-12, No. 102 in 2010-11, No. 3 in 2009-10, No. 11 in 2008-09 and No. 11 in 2007-08.

OFFENSIVE REBOUNDING BECOMING A BAYLOR STAPLE

- Baylor has ranked top-10 nationally in offensive rebounding percentage in every season since 2013-14, including five times ranked in the nation's top-4. The Bears only cracked the top-20 once in Drew's first 10 years.
- Baylor's 6-year streak is the nation's best, and West Virginia (5 years) is the only other team with a 3+ year streak.
- The Bears currently rank 5th nationally in offensive rebounding percentage (38.4) in 2019-20.
- Baylor finished ranked No. 2 nationally in 2018-19, No. 9 in 2017-18, No. 3 in 2016-17, No. 4 in 2015-16, No. 1 in 2014-15 and No. 3 in 2013-14. Prior to that 6-year top-10 streak, BU's best rank was No. 16 in 2011-12.

BAYLOR BASKETBALL ON THE RADIO

- Baylor basketball is aired live via the Baylor Sports Network from Learfield IMG College on ESPN Central Texas and flagship station 1660AM ESPN Radio (KRZI) in Waco and worldwide on Sirius/XM Radio.
- Games are broadcast by the "Voice of the Bears" John Morris and former Baylor basketball standout Pat Nunley.
- Morris is in his 36th year doing Baylor broadcasts, while Nunley is in his 39th season as color analyst.
- Dave Rosselli enters his 3rd season filling in when Morris slides over to the TV broadcast.
- All of Baylor's games can be heard live on the Internet at www.BaylorBears.com and via the TuneIn App.

SCOTT DREW COACHING TREE

- Three current Division I head coaches took their first DI head coaching jobs after stints on Scott Drew's BU staff.
- Matthew Driscoll is in his 11th season as head coach at North Florida after six seasons as a Baylor assistant.
- Grant McCasland is in his third season as head coach at North Texas. He spent five years as a Baylor assistant before taking over as Arkansas State head coach for one season in 2016-17.
- Paul Mills is in his third season as head coach at Oral Roberts. He was a member of Drew's original Baylor staff in 2003-04 and spent 14 years with Drew, the final eight as an assistant coach.

ENTIRE STAFF RETURNS

- Scott Drew's entire coaching staff returns for the 2019-20 season.
- Jerome Tang is in his third season as associate head coach and has been on Drew's staff all 17 seasons at Baylor.
- Assistant coaches Alvin Brooks III (fourth season) and John Jakus (third season) also return to the bench.
- Special assistant & director of player development Jared Nuness is back for his 10th season, while director of basketball operations Aditya Malhotra returns for his 7th season. Special assistant to the head coach Bill Peterson and director of video operations Ty Beard are both back for their third seasons.

UP NEXT

- The Bears return home to host Iowa State at 7 p.m. CT Wednesday on Big 12 Now on ESPN+.
- BU then heads back on the road to play at Oklahoma State on Saturday, Jan. 18, at 11 a.m. CT.


SPECIALTY STATISTICS

[PP - Paint; POT - Turnovers; 2nd - Second chance; BP - Bench]

OPPONENT	[BAYLOR-OPPONENT]			
	PP	POT	2ND	BP
Central Arkansas	40-26	21-13	21-6	33-8
vs. Washington	14-30	17-12	2-4	17-3
Texas State	32-22	21-17	10-7	16-27
vs. Ohio	34-20	22-9	17-13	13-10
at Coastal Carolina	30-24	19-8	4-10	23-19
vs. Villanova	36-34	13-4	11-11	18-18
UMES	30-16	16-11	11-9	32-25
Arizona	18-22	9-13	9-3	8-9
Butler	24-20	17-7	8-7	14-1
vs. UT Martin	54-26	27-17	11-16	24-23
Jackson State	30-24	28-9	10-15	19-19
Texas	22-26	16-5	21-5	13-11
at Texas Tech	30-24	12-17	14-8	14-5
BAYLOR TOTAL	394	238	149	244
Baylor Average	30.3	18.3	11.5	18.8
OPP TOTAL	338	150	114	178
Opp Average	26.0	11.5	8.8	13.7

GAME-BY-GAME STARTERS

	1	2	3	4	5
Central Ark.	Mitchell	Butler	Teague	Clark	Gillespie
vs. Washington	Mitchell	Butler	Teague	Clark	Gillespie
Texas State	Mitchell	Butler	Teague	Vital	Gillespie
vs. Ohio	Mitchell	Butler	Teague	Clark	Gillespie
at CCU	Mitchell	Butler	Teague	Clark	Gillespie
vs. Villanova	Mitchell	Butler	Teague	Clark	Gillespie
UMES	Mitchell	Butler	Teague	Vital	Gillespie
Arizona	Mitchell	Butler	Teague	Clark	Gillespie
Butler	Mitchell	Butler	Teague	Vital	Gillespie
vs. UT Martin	Mitchell	Butler	Teague	Vital	Gillespie
Jackson State	Mitchell	Butler	Teague	Vital	Gillespie
Texas	Mitchell	Butler	Teague	Vital	Gillespie
at Texas Tech	Mitchell	Butler	Teague	Vital	Gillespie



2 – DEVONTE BANDO

G • 6-3 • 185 • SR. • 1L

MISSISSAUGA, ONTARIO (HUTCHINSON CC)

SEASON HIGHS

Points: – 15 vs. Central Arkansas (11/5/19)
FG: – 6 vs. Central Arkansas (11/5/19)
FGA: – 10 vs. Central Arkansas (11/5/19); vs. UMES (12/3/19)
3FG: – 3 vs. Central Arkansas (11/5/19)
3FGA: – 5 vs. Washington (11/8/19); vs. Butler (12/10/19)
FT: – 2 vs. Texas State (11/15/19); vs. UMES (12/3/19)
FTA: – 2, four times
Rebounds: – 8 vs. Maryland Eastern Shore (12/3/19)
Assists: – 5 vs. UT Martin (12/18/19)
Turnovers: – 4 at Texas Tech (1/7/20)
Blocks: – 1 vs. Texas State (11/15/19)
Steals: – 3 vs. Maryland Eastern Shore (12/3/19)
Minutes Played: – 31 vs. Maryland Eastern Shore (12/3/19)

CAREER HIGHS

Points: – 25 vs. Southern (11/10/18)
FG: – 7 vs. Southern (11/10/18); vs. West Virginia (2/23/19)
FGA: – 14 vs. West Virginia (2/23/19)
3FG: – 5 vs. Oklahoma (2/11/19)
3FGA: – 10 vs. West Virginia (2/23/19)
FT: – 7 vs. Southern (11/10/18)
FTA: – 7 vs. Southern (11/10/18)
Rebounds: – 8 vs. Maryland Eastern Shore (12/3/19)
Assists: – 5 vs. UT Martin (12/18/19)
Turnovers: – 4 at Texas Tech (2/16/19); at Texas Tech (1/7/20)
Blocks: – 1, three times
Steals: – 3 vs. Southern (11/10/18); vs. UMES(12/3/19)
Minutes Played: – 37 vs. Prairie View A&M (11/12/18)

MISCELLANEOUS

	19-20	CAREER	BU RECORD
Double-Figure Points:	4	16	12-4
20+ Points:	–	2	2-0
5+ Assists:	–	–	–
Led team in Points:	1	4	3-1
Led team in Rebounds:	–	2	1-1
Led team in Assists:	1	3	2-1
Led team in Blocks:	–	1	1-0
Led team in Bench Points:	7	20	14-6

BANDOO NOTEBOOK


- Canadian JuCo transfer guard, played two seasons at Hutchinson (Kan.) Community College before joining BU in summer 2018
- Played in all 47 games since joining Baylor program, including 7 starts; has scored in double-figures 16 times
- Posted 14 points and career-highs of 8 rebounds and 3 steals in 31 minutes vs. UMES (12/3/19)
- Scored 15 points, added then-career-high 7 rebounds and 3 assists in 26 minutes off bench in season-opener vs. UCA (11/5/19)
- Finished 6th in Big 12 with .395 3-point pct. in 2018-19; improved to .440 3FG% in Big 12 play, which ranked 4th in league
- Made at least one 3-pointer in 24 of last 28 games (41%; 46-of-111) and in 17 of 20 career Big 12 games (44%; 38-of-86)
- Scored 14 pts in 7-minute span as BU came from 17 down with 9 min left to beat Texas (2/27/19); game-tying 3FG with 2:01 left
- Posted 22 points, added 4 rebounds and 2 assists in 33 minutes off bench to lead Bears to win vs. West Virginia (2/23/19)
- Led team with 19 points in 29 minutes off bench vs. OU (2/11/19); went 5-of-7 from 3-pt range, including late go-ahead trey
- Made first start at Baylor and had game-highs in points (25), rebounds (6), steals (3) and minutes (34) vs. Southern (11/10/18)
- Scored 1,072 points over 72 games during JuCo career, averaging 14.9 points in 27.1 minutes per game
- Hutchinson went 63-9 in games Bando played; scored in double-figures in 60 of 72 games, including 11 games with 20+ points
- Started 35 games as sophomore at Hutch, averaging 16.6 points, 5.8 rebounds and 2.9 assists in 32.1 minutes per game
- Helped Hutchinson win 2017 NJCAA Division I national title, scoring team-high 22 points in championship game

2019-20 GAME-BY-GAME

OPPONENT	DATE	GS	MIN	FG	3FG	FT	OR-DR-TR	PF	A	T	B	S	PTS
Central Arkansas	11/5		26	6-10	3-4	0-0	1-6-7	2	3	3	0	1	15
vs. Washington	11/8		23	3-7	2-5	1-1	0-3-3	0	3	2	0	0	9
Texas State	11/15		28	4-8	1-4	2-2	2-4-6	2	0	2	1	0	11
vs. Ohio	11/21		20	2-9	0-3	0-0	0-3-3	1	1	0	0	0	4
at Coastal Carolina	11/22		27	3-6	1-4	0-0	1-3-4	0	2	2	0	1	7
vs. #17 Villanova	11/24		24	2-4	1-1	1-2	1-1-2	0	0	0	0	0	6
Maryland-Eastern Shore	12/3		31	5-10	2-3	2-2	4-4-8	1	1	1	0	3	14
Arizona	12/7		27	1-5	1-3	1-2	0-2-2	1	3	2	0	1	4
Butler	12/10		23	4-9	2-5	0-0	1-4-5	0	1	1	0	0	10
vs. UT Martin	12/18		29	3-7	2-4	0-0	1-6-7	0	5	3	0	1	8
Jackson State	12/30		25	2-4	1-2	0-0	1-1-2	3	1	2	0	0	5
Texas	1/4		23	2-7	0-0	0-1	1-3-4	0	0	0	0	0	4
at Texas Tech	1/7		27	3-8	1-2	0-1	1-6-7	3	0	4	0	1	7
at Kansas	1/11												
Iowa State	1/15												
at Oklahoma State	1/18												
Oklahoma	1/20												
at Florida	1/25												
at Iowa State	1/29												
TCU	2/1												
at Kansas State	2/3												
Oklahoma State	2/8												
at Texas	2/10												
West Virginia	2/15												
at Oklahoma	2/18												
Kansas	2/22												
Kansas State	2/25												
at TCU	2/29												
Texas Tech	3/2												
at West Virginia	3/7												

BANDOO'S CAREER STATS

YEAR	GP-GS	MIN-AVG	FG-A	PCT	3FG-A	PCT	FT-A	PCT	OFF-DEF-TOT	AVG	PF-D	A	TO	B	S	TP	AVG
2018-19 (JR.)	34-7	717-21.1	98-218	.450	51-129	.395	39-43	.907	16-59-75	2.2	38-0	46	40	2	19	286	8.4
2019-20 (SR.)	13-0	333-25.6	40-94	.426	17-40	.425	7-11	.636	14-46-60	4.6	13-0	20	22	1	8	104	8.0
CAREER	47-7	1050-22.3	138-312	.442	68-169	.402	46-54	.852	30-105-135	2.9	51-0	66	62	3	27	390	8.3



12 – JARED BUTLER

G • 6-3 • 190 • SO. • 1L

RESERVE, LA. (RIVERSIDE ACADEMY)

SEASON HIGHS

Points: – 30 vs. Central Arkansas (11/5/19)
 FG: – 10 vs. Central Arkansas (11/5/19)
 FGA: – 17 vs. Villanova (11/24/19)
 3FG: – 8 vs. Central Arkansas (11/5/19)
 3FGA: – 12 vs. Central Arkansas (11/5/19)
 FT: – 6 vs. Ohio (11/21/19); vs. Arizona (12/7/19)
 FTA: – 7 vs. Arizona (12/7/19)
 Rebounds: – 6 vs. Texas (1/4/20)
 Assists: – 6 vs. UT Martin (12/18/19)
 Turnovers: – 5 vs. UT Martin (12/18/19)
 Blocks: – 1 vs. Villanova (11/24/19); vs. Jackson State (12/30/19)
 Steals: – 5 vs. Ohio (11/21/19)
 Minutes Played: – 35 vs. Washington (11/8/19)

CAREER HIGHS

Points: – 31 at Kansas (3/9/19)
 FG: – 10 at Kansas (3/9/19); vs. Central Arkansas (11/5/19)
 FGA: – 21 at Kansas (3/9/19)
 3FG: – 8 vs. Central Arkansas (11/5/19)
 3FGA: – 12 vs. Central Arkansas (11/5/19)
 FT: – 8 at Kansas (3/9/19)
 FTA: – 10 at Kansas (3/9/19)
 Rebounds: – 6, three times
 Assists: – 6, three times
 Turnovers: – 7 at Texas Tech (2/16/19)
 Blocks: – 1, five times
 Steals: – 5 vs. Ohio (11/21/19)
 Minutes Played: – 37 at Texas (2/6/19); at Texas Tech (2/16/19)

MISCELLANEOUS

	19-20	CAREER	BU RECORD
Double-Figure Points:	11	29	20-9
20+ Points:	3	5	4-1
30+ Points:	1	2	1-1
5+ Assists:	3	10	9-1
Led team in Points:	8	14	10-4
Led team in Rebounds:	–	–	–
Led team in Assists:	5	16	12-4
Led team in Blocks:	1	2	2-0
Led team in Bench Points:	–	6	5-1

BUTLER NOTEBOOK

- Consensus top-100 national recruit, earned 2019 All-Big 12 honorable mention and All-Freshman Team by league’s coaches
- Named 2019 Myrtle Beach Invitational MVP after scoring 10 points in final 6 minutes of championship game vs. Villanova
- Honored as Big 12 Player of the Week this season (11/25/19) and Newcomer of the Week last season (2/25/19)
- Played in all 47 games during BU career, including starts in last 33 games (started final 20 games of 2018-19 freshman year)
- Has led team in scoring in 8 of 13 games this season after doing so in 6 of 34 games last year
- Scored 20+ points 3 times this season after doing so in 2 of 34 games last year (31 vs. UCA, 22 vs. Villanova, 20 vs. UMES)
- Big 12 ranks: 2nd 3FGs (2.7), 2nd 3FG% (.402), 5th scoring (16.3), 2nd FT% (.902), 7th FG% (.438), 11th steals (1.5), 14th assists (2.9)
- Posted 30 points and 5 assists in season-opener vs. UCA (11/5/19), went 8-of-12 on 3FGs, t-6th most 3-pointers in program history
- Made at least one 3-pointer in 14 of last 15 games & 31 of last 33 games, 2+ 3FGs in 23 of 33 games, 3+ 3FGs in 15 of 33 games
- Scored in double-figures in 26 of 33 games since joining starting lineup after doing so in 3 of first 14 games
- Exploded for career-high 31 points (including 23 in 2nd half), 6 rebounds and 3 assists in 36 minutes at No. 13 Kansas (3/9/19)
- Posted 15 points (5 in OT) in win vs. Texas (2/27); hit team’s last 2 regulation FGs, game-tying FG with 28 secs left to force OT
- Had 12 points, including 3-point play with 1:21 left to give BU 4-point lead, and team-high 4 assists in win vs. WVU (2/23/19)
- Led team with 17 points and 5 assists in win at No. 19 Iowa State (2/19) – hit 3-pointer to give BU 69-65 lead with 2 min. left
- Originally enrolled at Alabama in summer 2018, but transferred to Baylor in August and received immediate eligibility
- From same hometown as former Baylor stars Tweety Carter and Rico Gathers

2019-20 GAME-BY-GAME

OPPONENT	DATE	GS	MIN	FG	3FG	FT	OR-DR-TR	PF	A	T	B	S	PTS
Central Arkansas	11/5	*	28	10-14	8-12	2-2	0-4-4	1	5	2	0	2	30
vs. Washington	11/8	*	35	6-9	4-6	2-2	0-3-3	2	4	4	0	0	18
Texas State	11/15	*	30	5-13	2-7	3-3	0-3-3	2	1	3	0	2	15
vs. Ohio	11/21	*	34	6-12	1-3	6-6	0-4-4	2	5	4	0	5	19
at Coastal Carolina	11/22	*	21	4-8	2-4	2-2	0-1-1	5	3	1	0	1	12
vs. #17 Villanova	11/24	*	30	8-17	4-8	2-2	1-0-1	1	3	0	1	2	22
Maryland-Eastern Shore	12/3	*	24	6-14	5-10	3-5	1-1-2	1	4	0	0	0	20
Arizona	12/7	*	30	3-12	1-7	6-7	0-3-3	2	1	2	0	1	13
Butler	12/10	*	30	3-12	1-6	1-1	0-3-3	4	1	1	0	1	8
vs. UT Martin	12/18	*	31	8-16	2-8	1-1	1-1-2	2	6	5	0	3	19
Jackson State	12/30	*	29	5-10	4-6	4-4	0-3-3	1	3	3	1	1	18
Texas	1/4	*	34	4-15	1-6	4-4	2-4-6	3	0	3	0	0	13
at Texas Tech	1/7	*	20	2-8	0-4	1-2	1-1-2	4	2	4	0	1	5
at Kansas	1/11												
Iowa State	1/15												
at Oklahoma State	1/18												
Oklahoma	1/20												
at Florida	1/25												
at Iowa State	1/29												
TCU	2/1												
at Kansas State	2/3												
Oklahoma State	2/8												
at Texas	2/10												
West Virginia	2/15												
at Oklahoma	2/18												
Kansas	2/22												
Kansas State	2/25												
at TCU	2/29												
Texas Tech	3/2												
at West Virginia	3/7												

BUTLER’S CAREER STATS

YEAR	GP-GS	MIN-AVG	FG-A	PCT	3FG-A	PCT	FT-A	PCT	OFF-DEF-TOT	AVG	PF-D	A	TO	B	S	TP	AVG
2018-19 (FR.)	34-21	910-26.8	117-296	.395	60-171	.351	54-68	.794	22-84-106	3.1	77-2	93	67	3	33	348	10.2
2019-20 (SO.)	13-13	376-28.9	70-160	.438	35-87	.402	37-41	.902	6-31-37	2.8	30-1	38	32	2	19	212	16.3
CAREER	47-34	1286-27.4	187-456	.410	95-258	.368	91-109	.835	28-115-143	3.0	107-3	131	99	5	52	560	11.9



25 – TRISTAN CLARK

F • 6-10 • 245 • JR. • 2L
SAN ANTONIO, TEXAS (WAGNER HS)

SEASON HIGHS

Points: – 10 vs. Villanova (11/24/19)
FG: – 5 vs. Villanova (11/24/19)
FGA: – 14 vs. Washington (11/8/19)
3FG: –
3FGA: – 1 vs. Central Arkansas (11/5/19); vs. Arizona (12/7/19)
FT: – 3 vs. Jackson State (12/30/19)
FTA: – 3 vs. Jackson State (12/30/19)
Rebounds: – 6 vs. Washington (11/8/19)
Assists: – 2 vs. Central Arkansas (11/5/19)
Turnovers: – 3, three times
Blocks: – 2 vs. Jackson State (12/30/19)
Steals: – 1, three times
Minutes Played: – 29 vs. Washington (11/8/19)

CAREER HIGHS

Points: – 27 vs. Ole Miss (11/23/18)
FG: – 11 vs. Ole Miss (11/23/18)
FGA: – 14 vs. Washington (11/8/19)
3FG: – 1, three times
3FGA: – 2 at Iowa State (1/13/18)
FT: – 7 vs. Prairie View A&M (11/12/18)
FTA: – 10 vs. SFA (12/18/18)
Rebounds: – 15 at Iowa State (1/13/18)
Assists: – 4, four times
Turnovers: – 4 vs. Oregon (12/21/18)
Blocks: – 6 vs. South Dakota (11/27/18)
Steals: – 3 vs. SFA (12/18/18)
Minutes Played: – 38 vs. Oregon (12/21/18)

MISCELLANEOUS

	19-20	CAREER	BU RECORD
Double-Figure Points:	1	22	14-8
Double-Figure Rebounds:	–	3	2-1
Double-Doubles:	–	3	2-1
20+ Points:	–	2	0-2
2+ Blocks:	1	21	14-7
Led team in Points:	–	6	1-5
Led team in Rebounds:	–	11	5-6
Led team in Blocks:	1	20	11-9
Led team in Assists:	–	5	3-2

CLARK NOTEBOOK

- Strong, skilled junior forward; consensus four-star recruit out of San Antonio’s Wagner High School
- Missed final 20 games last season after suffering left-knee injury on Jan. 8 – had successful surgery on Jan. 31
- Played first game in 301 days in 2019-20 season-opener vs. Central Arkansas (11/5), started and played 16 minutes
- Sat out 4 of last 11 games due to knee soreness – came off bench for 11 points in 36 total minutes over last 3 games
- Had best game of season with 10 points and 4 rebounds in 21 minutes of Myrtle Beach title game vs. Villanova (11/24/19)
- Led nation with .737 field goal percentage last season until he fell from qualification on Jan. 26 (min. 75% games played)
- Scored in double-figures in 11 of 14 games last season after doing so in 10 of 33 games as freshman
- Started first 14 games last season and recorded multiple blocks in 11 of 14 games, including 3 games with 5+ blocks
- Earned first Big 12 Player of the Week honor after 17 points (8-of-9 FGs), 12 rebounds and 5 blocks vs. New Orleans (12/29/18)
- Shot perfect 9-of-9 from field for 24 points in career-high 37 minutes vs. SFA (12/18/18)
- Scored career-high 27 points on 11-of-13 shooting in career-high 35 minutes vs. Ole Miss (11/23/18)
- Current .616 career FG% (194-of-315) is 2nd-best in program history (Josh Lomers .663)
- Led team with .608 field goal percentage in 2017-18, 2nd-best by a freshman in program history (Quincy Acy .655)

2019-20 GAME-BY-GAME

OPPONENT	DATE	GS	MIN	FG	3FG	FT	OR-DR-TR	PF	A	T	B	S	PTS
Central Arkansas	11/5	*	16	1-3	0-1	1-2	1-3-4	4	2	3	0	0	3
vs. Washington	11/8	*	29	3-14	0-0	1-2	1-5-6	3	1	3	0	0	7
Texas State	11/15			DNP									
vs. Ohio	11/21	*	14	3-8	0-0	2-2	1-3-4	2	1	2	0	1	8
at Coastal Carolina	11/22	*	23	1-3	0-0	0-0	2-1-3	2	1	3	0	1	2
vs. #17 Villanova	11/24	*	21	5-8	0-0	0-0	0-4-4	4	0	0	0	1	10
Maryland-Eastern Shore	12/3			DNP									
Arizona	12/7	*	10	0-3	0-1	0-0	0-0-0	1	0	1	1	0	0
Butler	12/10			DNP									
vs. UT Martin	12/18			DNP									
Jackson State	12/30		20	2-4	0-0	3-3	0-2-2	2	1	0	2	0	7
Texas	1/4		6	1-1	0-0	0-0	0-0-0	2	0	1	0	0	2
at Texas Tech	1/7		10	1-4	0-0	0-0	0-0-0	3	0	2	0	0	2
at Kansas	1/11												
Iowa State	1/15												
at Oklahoma State	1/18												
Oklahoma	1/20												
at Florida	1/25												
at Iowa State	1/29												
TCU	2/1												
at Kansas State	2/3												
Oklahoma State	2/8												
at Texas	2/10												
West Virginia	2/15												
at Oklahoma	2/18												
Kansas	2/22												
Kansas State	2/25												
at TCU	2/29												
Texas Tech	3/2												
at West Virginia	3/7												

CLARK’S CAREER STATS

YEAR	GP-GS	MIN-AVG	FG-A	PCT	3FG-A	PCT	FT-A	PCT	OFF-DEF-TOT	AVG	PF-D	A	TO	B	S	TP	AVG
2017-18 (FR.)	33-30	657-19.9	93-153	.608	2-7	.286	36-55	.655	47-101-148	4.5	80-3	25	38	29	18	224	6.8
2018-19 (SO.)	14-14	417-29.8	84-114	.737	1-4	.250	36-54	.667	31-57-88	6.3	41-2	23	23	34	15	205	14.6
2019-20 (JR.)	9-6	149-16.6	17-48	.354	0-2	.000	7-9	.778	5-18-23	2.6	23-0	6	15	3	3	41	4.6
CAREER	56-50	1223-21.8	194-315	.616	3-13	.231	79-118	.669	83-176-259	4.6	144-5	54	76	66	36	470	8.4



33 — FREDDIE GILLESPIE

F • 6-9 • 245 • RSR. • 1L
ST. PAUL, MINN. (CARLETON)

SEASON HIGHS

Points: — 17 vs. Arizona (12/7/19)
 FG: — 6 vs. Central Arkansas (11/5/19); vs. Arizona (12/7/19)
 FGA: — 11 vs. Washington (11/8/19)
 3FG: —
 3FGA: —
 FT: — 6 vs. Ohio (11/21/19)
 FTA: — 8 vs. Ohio (11/21/19)
 Rebounds: — 13, three times
 Assists: — 2 vs. Central Arkansas (11/5/19)
 Turnovers: — 4 vs. Maryland Eastern Shore (12/3/19)
 Blocks: — 5 vs. UMES (12/3/19); vs. Arizona (12/7/19)
 Steals: — 4 vs. Washington (11/8/19); vs. Texas State (11/15/19)
 Minutes Played: — 36 vs. Arizona (12/7/19)

CAREER HIGHS

Points: — 17 vs. Arizona (12/7/19)
 FG: — 7 at Iowa State (2/19/19)
 FGA: — 11 vs. Washington (11/8/19)
 3FG: —
 3FGA: —
 FT: — 6 vs. Ohio (11/21/19)
 FTA: — 8 vs. Ohio (11/21/19)
 Rebounds: — 13, three times
 Assists: — 2 vs. Kansas State (2/9/19); vs. Central Arkansas (11/5/19)
 Turnovers: — 4 vs. Maryland Eastern Shore (12/3/19)
 Blocks: — 5 vs. UMES (12/3/19); vs. Arizona (12/7/19)
 Steals: — 4 vs. Washington (11/8/19); vs. Texas State (11/15/19)
 Minutes Played: — 36 vs. Texas (2/27/19); vs. Arizona (12/7/19)

MISCELLANEOUS

	19-20	CAREER	BU RECORD
Double-Figure Points:	6	10	7-3
Double-Figure Rebounds:	8	10	9-1
Double-Doubles:	5	6	5-1
2+ Blocks:	8	17	14-3
Led team in Points:	—	—	—
Led team in Rebounds:	9	15	12-3
Led team in Blocks:	10	19	15-4
Led team in Assists:	—	—	—
Led team in Bench Points:	—	6	4-2

GILLESPIE NOTEBOOK

- Former walk-on forward, sat out 2017-18 after transferring from Division III Carleton College in Northfield, Minn.
- Went from playing 16 total minutes in first year at D3 Carleton to starting 8 Big 12 games as junior at Baylor last season
- Started 22 of team's last 25 games since 2/9/19; joined rotation after Tristan Clark's injury in Jan. 2019 (8 healthy DNPs prior)
- Named Big 12 Player of the Week (12/9/19) after leading Bears to wins over No. 12 Arizona and UMES
- Has blocked 21 shots over last 7 games (3.0 bpg) after blocking 37 shots over first 32 games at Baylor (1.2 bpg)
- Last 6 Games: averaging 9.2 points, 10.5 rebounds, 2.7 blocks, shooting .647 from field and .733 at foul line
- National Ranks: 3rd offensive rebounding (4.3), 29th blocks (2.3), 39th rebounding (9.5), 56th double-doubles (5)
- Tied for Big 12 lead with 8 double-digit rebounding games, tied for 3rd in league with 5 double-doubles
- Scored in double-figures in 6 of 13 games this season after doing so in 4 games all of last year
- Posted 3 consecutive double-doubles in November, averaging 10.7 ppg, 10.7 rpg, 3.3 spg in that stretch
- Recorded 4th double-double this season with career-high 17 points, 13 rebounds and 5 blocks in win vs. No. 12 Arizona (12/7/19)
- Posted 1st 2019-20 double-double with 11 points, 10 rebounds, 4 steals and 3 blocks vs. Washington (11/8/19)
- Had 1st BU double-double with 14 points (7-8 FGs) and 10 rebounds, 2 blocks in win at No. 19 Iowa State (2/19/19)
- Has 10 double-doubles during collegiate career (4 as sophomore at Carleton, 1 as junior at Baylor, 5 as senior at Baylor)
- Had crucial offensive rebound and putback to extend Baylor lead to 57-53 with 35 seconds left in win vs. Oklahoma (2/11/19)
- Awarded scholarship prior to 2018-19 season
- Played only 16 minutes during 2015-16 freshman season at Carleton, totaling 4 points, 7 rebounds and 2 blocks
- Developed into 2nd-team All-MIAC and All-MIAC Defensive Team selection as sophomore in 2016-17
- First played organized basketball in eighth grade and missed parts of three high school seasons with injuries
- AP distinction scholar and summa cum laude graduate at East Ridge High School in Woodbury, Minn.

2019-20 GAME-BY-GAME

OPPONENT	DATE	GS	MIN	FG	3FG	FT	OR-DR-TR	PF	A	T	B	S	PTS
Central Arkansas	11/5	*	26	6-7	0-0	2-2	4-3-7	1	2	0	1	0	14
vs. Washington	11/8	*	28	4-11	0-0	3-3	5-5-10	4	1	1	3	4	11
Texas State	11/15	*	30	5-10	0-0	1-4	6-5-11	0	1	0	2	4	11
vs. Ohio	11/21	*	33	2-5	0-0	6-8	6-5-11	2	1	0	2	2	10
at Coastal Carolina	11/22	*	20	1-1	0-0	2-3	0-1-1	4	0	3	0	0	4
vs. #17 Villanova	11/24	*	26	2-5	0-0	2-2	4-3-7	3	0	1	1	1	6
Maryland-Eastern Shore	12/3	*	23	1-5	0-0	0-0	3-10-13	2	0	4	5	2	2
Arizona	12/7	*	36	6-8	0-0	5-7	3-10-13	1	1	0	5	1	17
Butler	12/10	*	31	4-6	0-0	1-1	3-6-9	3	1	1	3	0	8
vs. UT Martin	12/18	*	19	3-4	0-0	0-0	4-2-6	2	1	0	2	1	6
Jackson State	12/30	*	21	3-3	0-0	4-4	5-8-13	0	1	0	0	0	10
Texas	1/4	*	29	2-6	0-0	1-1	6-6-12	3	0	0	4	0	5
at Texas Tech	1/7	*	30	4-7	0-0	1-2	7-3-10	3	0	0	2	0	9
at Kansas	1/11												
Iowa State	1/15												
at Oklahoma State	1/18												
Oklahoma	1/20												
at Florida	1/25												
at Iowa State	1/29												
TCU	2/1												
at Kansas State	2/3												
Oklahoma State	2/8												
at Texas	2/10												
West Virginia	2/15												
at Oklahoma	2/18												
Kansas	2/22												
Kansas State	2/25												
at TCU	2/29												
Texas Tech	3/2												
at West Virginia	3/7												

GILLESPIE'S CARLETON STATS

YEAR	GP-GS	MIN-AVG	FG-A	PCT	3FG-A	PCT	FT-A	PCT	OFF-DEF-TOT	AVG	PF-D	A	TO	B	S	TP	AVG
2015-16 (FR.)	4-0	16-4.0	1-2	.500	0-0	.000	2-8	.250	0-7-7	1.8	2-0	1	0	2	1	4	1.0
2016-17 (SO.)	27-23	616-22.8	117-220	.532	0-0	.000	35-60	.583	72-152-224	8.3	75-3	22	37	69	15	269	10.0
CAREER	31-23	632-20.4	118-222	.532	0-0	.000	37-68	.544	72-159-231	7.5	77-3	23	37	71	16	273	8.8

GILLESPIE'S BAYLOR STATS

YEAR	GP-GS	MIN-AVG	FG-A	PCT	3FG-A	PCT	FT-A	PCT	OFF-DEF-TOT	AVG	PF-D	A	TO	B	S	TP	AVG
2018-19 (RJR.)	26-11	476-18.3	60-92	.652	0-0	.000	17-32	.531	55-59-114	4.4	71-2	9	26	28	17	137	5.3
2019-20 (RSR.)	13-13	352-27.1	43-78	.551	0-0	.000	27-37	.730	56-67-123	9.5	28-0	9	10	30	15	113	8.7
BU CAREER	39-24	828-21.2	103-170	.606	0-0	.000	44-69	.638	111-126-237	6.1	99-2	18	36	58	32	250	6.4
NCAA CAREER	70-47	1460-20.9	221-392	.564	0-0	.000	81-137	.591	183-285-468	6.7	176-5	41	73	129	48	523	7.5



24 – MATTHEW MAYER

G/F • 6-9 • 210 • SO. • 1L

AUSTIN, TEXAS (WESTLAKE HS)

SEASON HIGHS

Points: – 12 vs. Maryland Eastern Shore (12/3/19)
FG: – 5 vs. Maryland Eastern Shore (12/3/19)
FGA: – 9 vs. Maryland Eastern Shore (12/3/19)
3FG: – 2 vs. Central Arkansas (11/5/19); vs. UMES (12/3/19)
3FGA: – 3, three times
FT: – 1, three times
FTA: – 4 vs. Jackson State (12/30/19)
Rebounds: – 5 vs. Maryland Eastern Shore (12/3/19)
Assists: – 4 vs. Texas State (11/15/19)
Turnovers: – 3 vs. Texas State (11/15/19); at Texas Tech (1/7/20)
Blocks: – 1 vs. Texas State (11/15/19)
Steals: – 3 vs. Texas State (11/15/19)
Minutes Played: – 17 vs. Texas (1/4/20); at Texas Tech (1/7/20)

CAREER HIGHS

Points: – 18 vs. Nicholls (11/16/18)
FG: – 7 vs. Nicholls (11/16/18)
FGA: – 12 vs. Nicholls (11/16/18)
3FG: – 3 vs. Nicholls (11/16/18)
3FGA: – 6 vs. Nicholls (11/16/18)
FT: – 5, three times
FTA: – 8 at Texas Tech (2/16/19)
Rebounds: – 7 vs. Ole Miss (11/23/18)
Assists: – 4 vs. Texas State (11/15/19)
Turnovers: – 5 vs. Ole Miss (11/23/18)
Blocks: – 2 vs. Alabama (1/26/19)
Steals: – 4 at Oklahoma (1/28/19)
Minutes Played: – 30 vs. Ole Miss (11/23/18)

MISCELLANEOUS

	19-20	CAREER	BU RECORD
Double-Figure Points:	2	7	4-3
5+ Assists:	–	–	–
Led team in Points:	–	1	1-0
Led team in Rebounds:	–	1	0-1
Led team in Blocks:	–	2	1-1
Led team in Assists:	1	1	1-0
Led team in Bench Points:	2	12	6-6

MAYER NOTEBOOK


- Sophomore wing with length, range and quick release, provides instant offense off bench
- Played off bench in 46 of 47 games during BU career, including 29 games with double-digit minutes, 7 double-digit scoring games
- Saw season-high 17 minutes off bench in each of last two games vs. Texas (1/4) and at Texas Tech (1/7)
- Scored 10 first-half points off bench in 2 straight games – finished with 12 pts vs. UMES and 10 vs. Villanova
- Had strong floor game with career-high 4 assists and 3 steals in 14 minutes off bench vs. Texas State (11/15/19)
- Made both 3-point attempts and had 8 points in 14 minutes off bench in season opener vs. UCA (11/5/19)
- Scored in double-figures off bench in 5 games last season, including 18 vs. Nicholls State, 17 at TCU and 10 at Texas
- Scored 17 points on just 5-of-9 shooting in 14 minutes off bench at TCU (1/5/19)
- Posted game-high 18 points in just 18 minutes off bench vs. Nicholls State (11/16/18)
- Four-star recruit from Austin’s Westlake High School, ranked among top-100 recruits nationally in 2018 class
- Helped Westlake to 36-4 record as senior in 2017-18, playing alongside Xavier’s Keonte Kennedy and Texas’ Brock Cunningham
- Committed to Baylor in June 2017, more than a year prior to enrolling at BU

2019-20 GAME-BY-GAME

OPPONENT	DATE	GS	MIN	FG	3FG	FT	OR-DR-TR	PF	A	T	B	S	PTS
Central Arkansas	11/5	14	3-7	2-2	0-0	0-2-2	1	0	0	0	0	0	8
vs. Washington	11/8	2	0-1	0-1	0-0	0-0-0	2	0	0	0	0	0	0
Texas State	11/15	14	0-2	0-0	0-0	1-1-2	1	4	3	1	3	0	0
vs. Ohio	11/21	5	0-2	0-1	0-0	0-0-0	0	0	0	0	0	0	0
at Coastal Carolina	11/22	6	2-2	1-1	1-2	0-0-0	0	0	0	0	0	0	6
vs. #17 Villanova	11/24	11	4-6	1-2	1-2	1-2-3	2	1	0	0	0	0	10
Maryland-Eastern Shore	12/3	16	5-9	2-3	0-0	3-2-5	1	0	0	0	0	0	12
Arizona	12/7	6	0-2	0-1	0-0	2-1-3	4	1	2	0	1	0	0
Butler	12/10	9	1-3	0-1	0-0	0-0-0	1	1	0	0	0	0	2
vs. UT Martin	12/18	16	2-8	1-3	0-0	2-0-2	2	1	1	0	1	5	5
Jackson State	12/30	12	2-3	0-0	1-4	2-0-2	1	0	1	0	0	0	5
Texas	1/4	17	3-5	1-1	0-0	1-0-1	2	2	0	0	1	7	7
at Texas Tech	1/7	17	2-7	1-3	0-0	0-2-2	1	2	3	0	0	0	5
at Kansas	1/11												
Iowa State	1/15												
at Oklahoma State	1/18												
Oklahoma	1/20												
at Florida	1/25												
at Iowa State	1/29												
TCU	2/1												
at Kansas State	2/3												
Oklahoma State	2/8												
at Texas	2/10												
West Virginia	2/15												
at Oklahoma	2/18												
Kansas	2/22												
Kansas State	2/25												
at TCU	2/29												
Texas Tech	3/2												
at West Virginia	3/7												

MAYER'S CAREER STATS

YEAR	GP-GS	MIN-AVG	FG-A	PCT	3FG-A	PCT	FT-A	PCT	OFF-DEF-TOT	AVG	PF-D	A	TO	B	S	TP	AVG
2018-19 (FR.)	33-0	388-11.8	51-154	.331	20-65	.308	31-47	.660	24-42-66	2.0	34-0	26	25	8	17	153	4.6
2019-20 (SO.)	13-0	145-11.2	24-57	.421	9-19	.474	3-8	.375	12-10-22	1.7	18-0	12	10	1	6	60	4.6
CAREER	46-0	533-11.6	75-211	.355	29-84	.345	34-55	.618	36-52-88	1.9	52-0	38	35	9	23	213	4.6



45 – DAVION MITCHELL

G • 6-2 • 195 • RSO. • SO
HINESVILLE, GA. (AUBURN)

SEASON HIGHS

Points: – 19 vs. UT Martin (12/18/19)
 FG: – 9 vs. UT Martin (12/18/19)
 FGA: – 13 at Coastal Carolina (11/22/19)
 3FG: – 2, four times
 3FGA: – 7 at Coastal Carolina (11/22/19)
 FT: – 5 at Coastal Carolina (11/22/19)
 FTA: – 7 vs. Texas State (11/15/19)
 Rebounds: – 5 vs. UMES (12/3/19); vs. Texas (1/4/20)
 Assists: – 6 at Coastal Carolina (11/22/19)
 Turnovers: – 4 vs. Butler (12/10/19); at Texas Tech (1/7/20)
 Blocks: – 1, four times
 Steals: – 4 vs. UT Martin (12/18/19)
 Minutes Played: – 38 at Coastal Carolina (11/22/19)

CAREER HIGHS

Points: – 19 vs. UT Martin (12/18/19)
 FG: – 9 vs. UT Martin (12/18/19)
 FGA: – 13 at Coastal Carolina (11/22/19)
 3FG: – 2, seven times (3 at AU, 4 at BU)
 3FGA: – 7 at Coastal Carolina (11/22/19)
 FT: – 5 at Coastal Carolina (11/22/19)
 FTA: – 7 vs. Texas State (11/15/19)
 Rebounds: – 5 vs. UMES (12/3/19); vs. Texas (1/4/20)
 Assists: – 6 at Coastal Carolina (11/22/19)
 Turnovers: – 4, three times (1 at AU, 2 at BU)
 Blocks: – 1, five times (1 at AU, 4 at BU)
 Steals: – 4 vs. UT Martin (12/18/19)
 Minutes Played: – 38 at Coastal Carolina (11/22/19)

* - while at Auburn

MISCELLANEOUS

	19-20	BU RECORD
Double-Figure Points:	5	5-0
5+ Assists:	3	3-0
Led team in Points:	2	2-0
Led team in Rebounds:	–	–
Led team in Assists:	5	5-0
Led team in Blocks:	1	1-0

MITCHELL NOTEBOOK

- Lightning quick redshirt sophomore point guard, sat out last season after transferring to Baylor from Auburn
- Has started all 13 games at Baylor after coming off bench in all 34 games as freshman at Auburn in 2017-18
- Last 4 Games: 12.5 ppg, 3.0 apg, 2.3 spg; shooting 64% (21-of-33) from field, in 26.3 minutes per game
- Averaging 10.9 ppg over last 9 games after posting 4.0 ppg over first 38 collegiate games
- Made at least one 3-pointer in each of last 9 games, shooting 42%, 13-31 during streak (previous career-long streak was 2 games)
- Helped Bears claim Myrtle Beach Invitational title by averaged 12.3 points, 2.7 assists and 1.3 steals over 3 games
- Team-high 14 points in win at No. 22 Texas Tech (1/7/20), went 6-of-10 from field and 2-of-2 from 3-point range
- Led team with career-highs of 19 points and 4 steals, added 4 assists with 0 turnovers in win over UT Martin (12/18/19)
- Recorded then-career-highs of 15 points, 6 assists, 3 steals and 38 minutes in win at Coastal Carolina (11/22/19)
- Scored 13 points against No. 17 Villanova in Myrtle Beach Invitational championship game (11/24/19)
- Teams are 24-1 in games in which he's played 20+ minutes (12-0 at Auburn, 12-1 at Baylor)
- Came off bench in all 34 games as freshman at Auburn in 2017-18, helping Tigers to 26-8 record and SEC title
- Consensus 4-star recruit, ranked as high as No. 33 nationally in 2017 class by 247Sports
- Ranked 2nd on Auburn team with .566 2-point FG percentage and 18.4 assist rate in 2017-18
- Has team-high 41-inch max vertical, 33.5-inch no-step vertical

2019-20 GAME-BY-GAME

OPPONENT	DATE	GS	MIN	FG	3FG	FT	OR-DR-TR	PF	A	T	B	S	PTS
Central Arkansas	11/5	*	24	3-6	1-4	0-3	0-1-1	3	5	1	0	1	7
vs. Washington	11/8	*	30	1-5	1-3	0-0	0-1-1	1	4	3	0	1	3
Texas State	11/15	*	28	2-5	0-3	4-7	1-2-3	2	0	1	1	1	8
vs. Ohio	11/21	*	31	4-7	0-3	1-1	0-3-3	3	2	1	1	0	9
at Coastal Carolina	11/22	*	38	4-13	2-7	5-6	0-2-2	3	6	1	0	3	15
vs. #17 Villanova	11/24	*	30	5-10	1-2	2-4	0-1-1	4	2	2	1	1	13
Maryland-Eastern Shore	12/3	*	24	2-6	1-3	3-5	1-4-5	2	4	2	0	1	8
Arizona	12/7	*	33	2-9	2-4	0-0	0-1-1	4	2	3	1	1	6
Butler	12/10	*	36	2-9	1-6	1-2	1-1-2	2	3	4	0	2	6
vs. UT Martin	12/18	*	26	9-12	1-2	0-0	0-3-3	2	4	0	0	4	19
Jackson State	12/30	*	25	5-6	2-3	2-2	0-1-1	4	5	2	0	3	14
Texas	1/4	*	23	1-5	1-2	0-0	0-5-5	4	3	2	0	1	3
at Texas Tech	1/7	*	31	6-10	2-2	0-0	1-3-4	3	0	4	0	1	14
at Kansas	1/11												
Iowa State	1/15												
at Oklahoma State	1/18												
Oklahoma	1/20												
at Florida	1/25												
at Iowa State	1/29												
TCU	2/1												
at Kansas State	2/3												
Oklahoma State	2/8												
at Texas	2/10												
West Virginia	2/15												
at Oklahoma	2/18												
Kansas	2/22												
Kansas State	2/25												
at TCU	2/29												
Texas Tech	3/2												
at West Virginia	3/7												

MITCHELL'S AUBURN STATS

YEAR	GP-GS	MIN-AVG	FG-A	PCT	3FG-A	PCT	FT-A	PCT	OFF-DEF-TOT	AVG	PF-D	A	TO	B	S	TP	AVG
2017-18 (FR.)	34-0	582-17.1	45-105	.429	15-52	.288	21-31	.677	9-30-39	1.1	73-1	63	38	1	18	126	3.7

MITCHELL'S BAYLOR STATS

YEAR	GP-GS	MIN-AVG	FG-A	PCT	3FG-A	PCT	FT-A	PCT	OFF-DEF-TOT	AVG	PF-D	A	TO	B	S	TP	AVG
2019-20 (RSO.)	13-13	379-29.2	46-103	.447	15-44	.341	18-30	.600	4-28-32	2.5	37-0	40	26	4	20	125	9.6
NCAA CAREER	47-13	961-20.4	91-208	.438	30-96	.313	39-61	.639	13-58-71	1.5	110-1	103	64	5	38	251	5.3



13 – JACKSON MOFFATT

G/F • 6-6 • 210 • RFR. • SQ
MAGNOLIA, TEXAS (MAGNOLIA HS)

SEASON/CAREER HIGHS

Points: –
FG: –
FGA: – 2 vs. Central Arkansas (11/5/19)
3FG: –
3FGA: – 2 vs. Central Arkansas (11/5/19)
FT: –
FTA: –
Rebounds: – 1 vs. Central Arkansas (11/5/19)
Assists: –
Turnovers: –
Blocks: –
Steals: – 1 vs. Maryland Eastern Shore (12/3/19)
Minutes Played: – 3, three times

MISCELLANEOUS

	19-20	BU RECORD
Double-Figure Points:	–	–
Double-Figure Rebounds:	–	–
Double-Doubles:	–	–
5+ Assists:	–	–
Led team in Points:	–	–
Led team in Rebounds:	–	–
Led team in Blocks:	–	–
Led team in Assists:	–	–


MOFFATT NOTEBOOK

- Redshirt freshman walk-on wing from Magnolia High School, played on practice squad last season
- Has appeared in 4 games this season, totaling 1 rebound and 1 steal in 10 minutes
- Made collegiate debut with 3 minutes off bench in season opener vs. Central Arkansas (11/5)
- Scored 2,066 points during prep career, becoming Magnolia's all-time leading scorer
- Named 2018 District 20-5A Offensive MVP after averaging 25.5 points and 8.0 rebounds
- 3-time first-team All-District 20-5A honoree and 2-time TABC All-Region selection
- Holds MHS record for single-game scoring with 45-point game

2019-20 GAME-BY-GAME

OPPONENT	DATE	GS	MIN	FG	3FG	FT	OR-DR-TR	PF	A	T	B	S	PTS
Central Arkansas	11/5	3		0-2	0-2	0-0	0-1-1	0	0	0	0	0	0
vs. Washington	11/8			DNP									
Texas State	11/15			DNP									
vs. Ohio	11/21	1		0-0	0-0	0-0	0-0-0	0	0	0	0	0	0
at Coastal Carolina	11/22			DNP									
vs. #17 Villanova	11/24			DNP									
Maryland-Eastern Shore	12/3	3		0-2	0-2	0-0	0-0-0	0	0	0	0	1	0
Arizona	12/7			DNP									
Butler	12/10			DNP									
vs. UT Martin	12/18	3		0-1	0-1	0-0	0-0-0	1	0	0	0	0	0
Jackson State	12/30			DNP									
Texas	1/4			DNP									
at Texas Tech	1/7			DNP									
at Kansas	1/11												
Iowa State	1/15												
at Oklahoma State	1/18												
Oklahoma	1/20												
at Florida	1/25												
at Iowa State	1/29												
TCU	2/1												
at Kansas State	2/3												
Oklahoma State	2/8												
at Texas	2/10												
West Virginia	2/15												
at Oklahoma	2/18												
Kansas	2/22												
Kansas State	2/25												
at TCU	2/29												
Texas Tech	3/2												
at West Virginia	3/7												

MOFFATT'S CAREER STATS																	
YEAR	GP-GS	MIN-AVG	FG-A	PCT	3FG-A	PCT	FT-A	PCT	OFF-DEF-TOT	AVG	PF-D	A	TO	B	S	TP	AVG
2019-20 (RFR.)	4-0	10-2.5	0-5	.000	0-5	.000	0-0	.000	0-1-1	0.3	1-0	0	0	0	1	0	0.0
CAREER	4-0	10-2.5	0-5	.000	0-5	.000	0-0	.000	0-1-1	0.3	1-0	0	0	0	1	0	0.0



15 — OBIM OKEKE

G • 6-0 • 225 • SR. • 1L
LAS VEGAS, NEV. (BISHOP GORMAN HS)

SEASON HIGHS

Points: —
 FG: —
 FGA: — 2 vs. UMES (12/3/19); vs. UT Martin (12/18/19)
 3FG: —
 3FGA: — 2 vs. UMES (12/3/19); vs. UT Martin (12/18/19)
 FT: —
 FTA: —
 Rebounds: — 2 vs. Central Arkansas (11/5/19); vs. UMES (12/3/19)
 Assists: — 3 vs. Maryland Eastern Shore (12/3/19)
 Turnovers: — 1 vs. Maryland Eastern Shore (12/3/19)
 Blocks: —
 Steals: — 1 vs. Central Arkansas (11/5/19)
 Minutes Played: — 8 vs. Maryland Eastern Shore (12/3/19)

CAREER HIGHS

Points: — 3, three times
 FG: — 1, five times
 FGA: — 3 vs. Texas Southern (12/14/17); at Texas Tech (2/16/19)
 3FG: — 1, three times
 3FGA: — 2, six times
 FT: —
 FTA: —
 Rebounds: — 2 vs. Savannah State (12/17/17); vs. UMES (12/3/19)
 Assists: — 3 vs. Maryland Eastern Shore (12/3/19)
 Turnovers: — 2 vs. Southern (12/20/17)
 Blocks: —
 Steals: — 1, four times
 Minutes Played: — 10 vs. Kansas State (2/9/19)

MISCELLANEOUS

	19-20	BU RECORD
Double-Figure Points:	—	—
Led team in Points:	—	—
Led team in Rebounds:	—	—
Led team in Assists:	—	—

OKEKE NOTEBOOK

- Senior walk-on guard, played 3 seasons on Baylor football team before switching to MBB after 2017 FB season
- Has played in 5 games this season, totaling 5 assists, 5 rebounds and 1 steal in 18 minutes
- Came off bench to play 9 games last season, including 2 conference games with 9+ minutes as back-up point guard
- Has appeared in 21 games during BU basketball career, totaling 13 points, 10 rebounds, 8 assists and 4 steals in 71 minutes
- Played career-high 10 minutes vs. K-State (2/9/19), filling in as back-up point guard with Mason and McClure injured
- Made Baylor MBB debut vs. Sam Houston State on Dec. 4, 2017, just 10 days after finishing football season
- Played in 5 football games during 2 seasons of action with Baylor football as running back and kick returner
- Won 5 state titles at Bishop Gorman HS in Las Vegas, 3 in basketball and 2 in football

2019-20 GAME-BY-GAME

OPPONENT	DATE	GS	MIN	FG	3FG	FT	OR-DR-TR	PF	A	T	B	S	PTS
Central Arkansas	11/5	4		0-1	0-1	0-0	0-2-2	0	2	0	0	1	0
vs. Washington	11/8			DNP									
Texas State	11/15			DNP									
vs. Ohio	11/21	1		0-0	0-0	0-0	0-0-0	0	0	0	0	0	0
at Coastal Carolina	11/22			DNP									
vs. #17 Villanova	11/24			DNP									
Maryland-Eastern Shore	12/3	8		0-2	0-2	0-0	0-2-2	1	3	1	0	0	0
Arizona	12/7			DNP									
Butler	12/10			DNP									
vs. UT Martin	12/18	3		0-2	0-0	0-0	0-0-0	1	0	0	0	0	0
Jackson State	12/30	2		0-1	0-0	0-0	0-1-1	0	0	0	0	0	0
Texas	1/4			DNP									
at Texas Tech	1/7			DNP									
at Kansas	1/11												
Iowa State	1/15												
at Oklahoma State	1/18												
Oklahoma	1/20												
at Florida	1/25												
at Iowa State	1/29												
TCU	2/1												
at Kansas State	2/3												
Oklahoma State	2/8												
at Texas	2/10												
West Virginia	2/15												
at Oklahoma	2/18												
Kansas	2/22												
Kansas State	2/25												
at TCU	2/29												
Texas Tech	3/2												
at West Virginia	3/7												

OKEKE'S CAREER STATS																	
YEAR	GP-GS	MIN-AVG	FG-A	PCT	3FG-A	PCT	FT-A	PCT	OFF-DEF-TOT	AVG	PF-D	A	TO	B	S	TP	AVG
2017-18 (SO.)	7-0	21-3.0	1-8	.125	1-7	.143	0-0	.000	1-1-2	0.3	1-0	3	3	0	1	3	0.4
2018-19 (JR.)	9-0	32-3.6	4-11	.364	2-9	.222	0-0	.000	1-2-3	0.3	7-0	0	2	0	2	10	1.1
2019-20 (SR.)	5-0	18-3.6	0-6	.000	0-5	.000	0-0	.000	0-5-5	1.0	2-0	5	1	0	1	0	0.0
CAREER	21-0	71-3.4	5-25	.200	3-21	.143	0-0	.000	2-8-10	0.5	10-0	8	6	0	4	13	0.6



31 – MACIO TEAGUE

G • 6-3 • 195 • R.J.R. • SO
CINCINNATI, OHIO (UNC ASHEVILLE)

SEASON HIGHS

Points: – 21 at Coastal Carolina (11/22/19); vs. Texas (1/4/20)
 FG: – 7 vs. Central Arkansas (11/5/19)
 FGA: – 16 vs. Texas (1/4/20)
 3FG: – 4 vs. Central Arkansas (11/5/19); vs. Villanova (11/24/19)
 3FGA: – 10 at Coastal Carolina (11/22/19)
 FT: – 9 vs. Arizona (12/7/19); vs. Texas (1/4/20)
 FTA: – 10 vs. Arizona (12/7/19)
 Rebounds: – 10 vs. Central Arkansas (11/5/19)
 Assists: – 5, three times
 Turnovers: – 4 vs. Arizona (12/7/19); vs. Jackson State (12/30/19)
 Blocks: – 1 vs. Arizona (12/7/19); vs. Texas (1/4/20)
 Steals: – 3 vs. Texas State (11/15/19)
 Minutes Played: – 37 vs. Texas (1/4/20)

CAREER HIGHS

Points: – 36 at Campbell (2/1/18)*
 FG: – 14 at Campbell (2/1/18)*
 FGA: – 24 vs. USC (3/13/18)*
 3FG: – 7 at Campbell (2/1/18)*
 3FGA: – 15 at Campbell (2/1/18)*
 FT: – 12 at Charleston Southern (1/14/17)*
 FTA: – 14 vs. High Point (1/27/18)*
 Rebounds: – 11 at UNC Greensboro (12/19/17)*
 Assists: – 8 vs. Wofford (11/26/17)*
 Turnovers: – 8 at Rhode Island (11/10/17)*
 Blocks: – 1, 13 times (11 at UNCA, 2 at BU)
 Steals: – 5 at Coastal Carolina (12/3/16)*
 Minutes Played: – 49 vs. USC (3/13/18)*

* - while at UNC Asheville

MISCELLANEOUS

	19-20	BU RECORD
Double-Figure Points:	11	11-0
Double-Figure Rebounds:	1	1-0
Double-Doubles:	1	1-0
20+ Points:	2	2-0
5+ Assists:	3	2-1
Led team in Points:	4	4-0
Led team in Rebounds:	1	1-0
Led team in Blocks:	–	–
Led team in Assists:	3	2-1

TEAGUE NOTEBOOK

- Redshirt junior guard, sat out last season as transfer from UNC Asheville; played on practice squad
- Made at least one 3-pointer in 37 of last 38 games played, including 30 games with 2+ 3FGs
- Played in all 80 career games (79 starts) during 3-season collegiate career (2017-18 at UNCA, 2020 at BU)
- Scored game-high 21 points and added 6 rebounds in first Big 12 game vs. Texas (1/4/20)
- Led team with 19 points, including 9-of-10 at FT line, in win over No. 12 Arizona (12/7/19)
- Had 4th career double-double with 18 points and 10 rebounds in Baylor debut vs. Central Arkansas (11/5/19)
- Has 7 career games with 6+ made 3FGs, 11 games with 5+ made 3FGs and 34 games with 3+ made 3FGs
- Scored in double-figures in 11 of 13 games this season and in 65 of 80 games during collegiate career
- Earned Myrtle Beach Invitational All-Tournament honors after leading Bears with 18.7 points per game (17+ points all 3 games)
- Career .421 3-point shooter, averaging 2.4 made 3s per games (195-of-463 over 80 games)
- Two-time first-team All-Big South honoree at UNC Asheville, 3x Big South Player of the Week
- Scored 1,078 points over 2 seasons at UNCA, 4th player in Big South history to reach 1k as soph.
- Played all 68 games (67 starts) at UNCA, scored in double-figures 54 times, had 20 games with 20+ pts
- Made nearly 3 treys per game (2.85) as sophomore at UNC Asheville in 2017-18

2019-20 GAME-BY-GAME

OPPONENT	DATE	GS	MIN	FG	3FG	FT	OR-DR-TR	PF	A	T	B	S	PTS
Central Arkansas	11/5	*	29	7-12	4-6	0-0	1-9-10	2	3	3	0	1	18
vs. Washington	11/8	*	30	3-8	1-6	1-2	1-4-5	1	5	3	0	1	8
Texas State	11/15	*	34	5-13	2-6	0-0	1-1-2	0	5	2	0	3	12
vs. Ohio	11/21	*	30	5-11	3-5	4-5	2-2-4	3	0	2	0	1	17
at Coastal Carolina	11/22	*	34	6-14	3-10	6-6	0-2-2	1	2	0	0	0	21
vs. #17 Villanova	11/24	*	32	5-9	4-6	4-4	0-3-3	1	1	0	0	0	18
Maryland-Eastern Shore	12/3	*	27	3-9	1-6	3-4	1-6-7	0	5	1	0	1	10
Arizona	12/7	*	31	4-12	2-8	9-10	5-2-7	0	1	4	1	2	19
Butler	12/10	*	31	3-12	1-8	3-4	1-3-4	0	2	2	0	0	10
vs. UT Martin	12/18	*	28	5-10	2-5	0-1	0-3-3	1	2	0	0	1	12
Jackson State	12/30	*	27	5-11	3-6	3-5	1-4-5	1	2	4	0	2	16
Texas	1/4	*	37	5-16	2-7	9-9	0-6-6	1	1	1	1	1	21
at Texas Tech	1/7	*	35	2-4	0-2	3-4	0-2-2	1	1	0	0	0	7
at Kansas	1/11												
Iowa State	1/15												
at Oklahoma State	1/18												
Oklahoma	1/20												
at Florida	1/25												
at Iowa State	1/29												
TCU	2/1												
at Kansas State	2/3												
Oklahoma State	2/8												
at Texas	2/10												
West Virginia	2/15												
at Oklahoma	2/18												
Kansas	2/22												
Kansas State	2/25												
at TCU	2/29												
Texas Tech	3/2												
at West Virginia	3/7												

TEAGUE'S UNC ASHEVILLE STATS

YEAR	GP-GS	MIN-AVG	FG-A	PCT	3FG-A	PCT	FT-A	PCT	OFF-DEF-TOT	AVG	PF-D	A	TO	B	S	TP	AVG
2016-17 (FR.)	33-32	1124-34.1	169-361	.468	70-154	.455	101-114	.886	18-133-151	4.6	46-0	90	31	7	36	509	15.4
2017-18 (SO.)	34-34	1200-35.3	181-433	.418	97-228	.425	110-127	.866	17-132-149	4.4	57-0	85	70	4	54	569	16.7
CAREER	67-66	2324-34.7	350-794	.441	167-382	.437	211-241	.876	35-265-300	4.5	103-0	175	101	11	90	1078	16.1

TEAGUE'S BAYLOR STATS

YEAR	GP-GS	MIN-AVG	FG-A	PCT	3FG-A	PCT	FT-A	PCT	OFF-DEF-TOT	AVG	PF-D	A	TO	B	S	TP	AVG
2019-20 (RJR.)	13-13	405-31.2	58-141	.411	28-81	.346	45-54	.833	13-47-60	4.6	12-0	30	22	2	13	189	14.5
NCAA CAREER	80-79	2729-34.1	408-935	.436	195-463	.421	256-295	.868	48-312-360	4.5	115-0	205	123	13	103	1267	15.8



0 — FLO THAMBA

F • 6-10 • 240 • SO. • 1L
KINSHASA, CONGO (MOUNTAIN MISSION SCHOOL)

SEASON HIGHS

Points: — 11 vs. UT Martin (12/18/19)
FG: — 4 vs. UT Martin (12/18/19)
FGA: — 4, three times
3FG: —
3FGA: —
FT: — 3 vs. Texas State (11/15/19); vs. UT Martin (12/18/19)
FTA: — 6 vs. UT Martin (12/18/19)
Rebounds: — 8 vs. UT Martin (12/18/19)
Assists: — 2 vs. Central Arkansas (11/5/19)
Turnovers: — 1, four times
Blocks: — 4 vs. UT Martin (12/18/19)
Steals: —
Minutes Played: — 21 vs. UT Martin (12/18/19)

CAREER HIGHS

Points: — 11 vs. UT Martin (12/18/19)
FG: — 4 vs. UT Martin (12/18/19)
FGA: — 5 vs. Kansas (1/12/19)
3FG: —
3FGA: —
FT: — 3, four times
FTA: — 6 vs. UT Martin (12/18/19)
Rebounds: — 8 vs. UT Martin (12/18/19)
Assists: — 3 vs. TCU (2/2/19)
Turnovers: — 2, seven times
Blocks: — 4 vs. UT Martin (12/18/19)
Steals: — 1, six times
Minutes Played: — 21, three times

MISCELLANEOUS

	19-20	CAREER	BU RECORD
Double-Figure Points:	1	1	1-0
Double-Figure Rebounds:	—	—	—
Double-Doubles:	—	—	—
2+ Blocks:	1	7	6-1
Led team in Points:	—	—	—
Led team in Rebounds:	1	1	1-0
Led team in Blocks:	2	7	5-2
Led team in Bench Points:	2	2	2-0


THAMBA NOTEBOOK

- Sophomore big man with 7-foot-6 wingspan, originally from Kinshasa, Democratic Republic of the Congo
- Averaged 12.8 minutes per game off bench over last 6 games played after playing 33 total minutes in team's first 6 games
- Played off bench in 10 of 13 games this season, totaling 34 points, 34 rebounds and 9 blocks in 110 minutes
- Recorded career-highs with 11 points (4-4 FGs), 8 rebounds, 4 blocks and 21 minutes vs. UT Martin (12/18/19)
- Came off bench in 33 of 34 games as freshman in 2018-19, including 15 games with double-digit minutes
- Had season-highs of 6 rebounds, 3 assists and 2 blocks in just 14 minutes vs. TCU (2/2/19)
- Born in Congo, lived in England, France and South Africa, emigrated to United States in 2014
- Averaged 14.0 points, 10.0 rebounds and 1.5 blocks as senior at Mountain Mission School in Grundy, Va.
- Late addition to 2018 signing class, ranked No. 243 overall and No. 34 center by 247Sports

2019-20 GAME-BY-GAME

OPPONENT	DATE	GS	MIN	FG	3FG	FT	OR-DR-TR	PF	A	T	B	S	PTS
Central Arkansas	11/5		11	2-2	0-0	0-1	3-2-5	2	2	1	1	0	4
vs. Washington	11/8			DNP									
Texas State	11/15		10	1-2	0-0	3-4	1-1-2	2	0	0	0	0	5
vs. Ohio	11/21		8	0-0	0-0	0-0	0-2-2	2	0	0	0	0	0
at Coastal Carolina	11/22		4	0-0	0-0	0-0	0-0-0	1	0	0	0	0	0
vs. #17 Villanova	11/24			DNP									
Maryland-Eastern Shore	12/3		17	2-2	0-0	2-3	0-4-4	4	0	1	1	0	6
Arizona	12/7		13	1-4	0-0	2-2	2-2-4	4	0	1	1	0	4
Butler	12/10		9	1-2	0-0	0-2	1-1-2	2	0	0	1	0	2
vs. UT Martin	12/18		21	4-4	0-0	3-6	0-8-8	4	0	1	4	0	11
Jackson State	12/30		12	0-4	0-0	2-4	1-3-4	1	0	0	0	0	2
Texas	1/4		5	0-1	0-0	0-0	1-2-3	0	0	0	1	0	0
at Texas Tech	1/7			DNP									
at Kansas	1/11												
Iowa State	1/15												
at Oklahoma State	1/18												
Oklahoma	1/20												
at Florida	1/25												
at Iowa State	1/29												
TCU	2/1												
at Kansas State	2/3												
Oklahoma State	2/8												
at Texas	2/10												
West Virginia	2/15												
at Oklahoma	2/18												
Kansas	2/22												
Kansas State	2/25												
at TCU	2/29												
Texas Tech	3/2												
at West Virginia	3/7												

THAMBA'S CAREER STATS																	
YEAR	GP-GS	MIN-AVG	FG-A	PCT	3FG-A	PCT	FT-A	PCT	OFF-DEF-TOT	AVG	PF-D	A	TO	B	S	TP	AVG
2018-19 (FR.)	33-0	331-10.0	21-39	.538	0-0	.000	16-30	.533	31-41-72	2.2	57-1	11	24	21	6	58	1.8
2019-20 (SO.)	10-0	110-11.0	11-21	.524	0-0	.000	12-22	.545	9-25-34	3.4	22-0	2	4	9	0	34	3.4
CAREER	43-0	441-10.3	32-60	.533	0-0	.000	28-52	.538	40-66-106	2.5	79-1	13	28	30	6	92	2.1



11 – MARK VITAL

G/F • 6-5 • 230 • R/JR. • 2L

LAKE CHARLES, LA. (ADVANCED PREP INT'L (TEXAS))

SEASON HIGHS

Points: – 11 vs. UT Martin (12/18/19)
FG: – 5 at Coastal Carolina (11/22/19); vs. UT Martin (12/18/19)
FGA: – 10 vs. Washington (11/8/19)
3FG: – 1 vs. Texas State (11/15/19); vs. Butler (12/10/19)
3FGA: – 4 vs. Jackson State (12/30/19)
FT: – 4 at Texas Tech (1/7/20)
FTA: – 8 at Texas Tech (1/7/20)
Rebounds: – 13 at Texas Tech (1/7/20)
Assists: – 3, three times
Turnovers: – 3 vs. Jackson State (12/30/19)
Blocks: – 3 vs. Butler (12/10/19)
Steals: – 4 vs. Jackson State (12/30/19)
Minutes Played: – 31 vs. Butler (12/10/19)

CAREER HIGHS

Points: – 17 vs. Gonzaga (3/23/19)
FG: – 7 vs. Gonzaga (3/23/19)
FGA: – 13 vs. Kansas (1/12/19)
3FG: – 1, seven times
3FGA: – 4 vs. Jackson State (12/30/19)
FT: – 7 vs. Texas (2/27/19)
FTA: – 10 vs. Prairie View A&M (11/12/18); vs. Nicholls (11/16/18)
Rebounds: – 17 at Arizona (12/15/18)
Assists: – 8 vs. Oklahoma State (1/15/18)
Turnovers: – 7 vs. Kansas (2/10/18)
Blocks: – 3, five times
Steals: – 5 vs. SFA (12/18/18)
Minutes Played: – 41 vs. Texas (2/27/19)

MISCELLANEOUS

	19-20	CAREER	BU RECORD
Double-Figure Points:	3	22	12-10
Double-Figure Rebounds:	1	10	8-2
Double-Doubles:	–	2	2-0
5+ Assists:	–	7	6-1
2+ Blocks	4	18	13-5
Led team in Points:	–	3	0-3
Led team in Rebounds:	2	28	19-9
Led team in Assists:	2	15	9-6
Led team in Blocks:	4	19	12-7
Led team in Bench Points:	2	8	7-1

VITAL NOTEBOOK

- High-flying redshirt junior guard/forward from Lake Charles, La., sat out 2016-17 season before debuting in 2017-18
- Named 2019 All-Big 12 honorable mention and selected to Big 12 All-Defensive Team by league's coaches
- Has appeared in team-high 72 consecutive games, only game missed during career was vs. NCAA team Randall (12/9/17)
- Came off bench 6 times this season and started 7 games when Tristan Clark was limited/out
- Started all 34 games last season (11 at 5-spot, 21 at 4-spot, 2 at 3-spot); has started 59 of team's last 69 games
- Shooting 60% at foul line (55-92) over last 30 games after shooting 46% (73-158) over first 50 collegiate games
- Tied career-high with 3 blocks, including potential go-ahead layup with 1.5 seconds left in win over No. 18 Butler (12/10/19)
- Has scored in double-figures 22 times during BU career, has 10 games with double-digit rebounds and 2 double-doubles
- Had career-high 17 points with 8 rebounds in 29 minutes of NCAA Tournament 2nd Round vs. Gonzaga (3/23/19)
- Went perfect 7-for-7 at foul line and posted 13 points, 8 rebounds and 3 assists in 84-83 OT win vs. Texas (2/27/17)
- Posted 2nd career double-double with career-high 15 points, 14 rebounds, 2 assists and 2 blocks in win vs. West Virginia (2/23/19)
- Had career-high 17 rebounds (9 offensive) in win at Arizona (12/15/18), out-rebounding all 9 Arizona players combined (14 rebounds)
- Career-first double-double with 11 points, 11 rebounds and 5 assists in 29 minutes vs. Nicholls State (11/16/18)
- Played in every game vs. NCAA opponents during Baylor career (lone missed game was vs. Randall in 2017-18)
- Nicknamed "Baby Rico" after former Baylor All-American power forward and fellow Louisianan Rico Gathers
- Committed to Baylor in September 2013, more than two years before signing day

2019-20 GAME-BY-GAME

OPPONENT	DATE	GS	MIN	FG	3FG	FT	OR-DR-TR	PF	A	T	B	S	PTS
Central Arkansas	11/5		19	2-7	0-1	2-4	1-4-5	4	1	1	0	0	6
vs. Washington	11/8		23	3-10	0-0	2-2	2-1-3	3	1	0	1	1	8
Texas State	11/15	*	26	3-8	1-3	3-4	4-1-5	1	1	1	2	2	10
vs. Ohio	11/21		23	3-5	0-0	3-6	4-2-6	0	0	1	2	2	9
at Coastal Carolina	11/22		27	5-7	0-1	0-1	5-4-9	2	2	1	1	3	10
vs. #17 Villanova	11/24		26	0-0	0-0	2-2	1-3-4	4	3	2	0	1	2
Maryland-Eastern Shore	12/3	*	27	3-8	0-2	0-3	3-3-6	2	1	2	1	3	6
Arizona	12/7		14	0-1	0-0	0-0	1-6-7	5	3	1	0	2	0
Butler	12/10	*	31	3-7	1-1	0-1	3-2-5	2	2	1	3	1	7
vs. UT Martin	12/18	*	24	5-6	0-0	1-2	2-0-2	2	2	1	1	2	11
Jackson State	12/30	*	27	3-8	0-4	0-2	1-5-6	1	3	3	0	4	6
Texas	1/4	*	26	2-8	0-1	0-1	6-1-7	1	0	1	2	2	4
at Texas Tech	1/7	*	30	2-3	0-0	4-8	4-9-13	3	1	1	0	3	8
at Kansas	1/11												
Iowa State	1/15												
at Oklahoma State	1/18												
Oklahoma	1/20												
at Florida	1/25												
at Iowa State	1/29												
TCU	2/1												
at Kansas State	2/3												
Oklahoma State	2/8												
at Texas	2/10												
West Virginia	2/15												
at Oklahoma	2/18												
Kansas	2/22												
Kansas State	2/25												
at TCU	2/29												
Texas Tech	3/2												
at West Virginia	3/7												

VITAL'S CAREER STATS

YEAR	GP-GS	MIN-AVG	FG-A	PCT	3FG-A	PCT	FT-A	PCT	OFF-DEF-TOT	AVG	PF-D	A	TO	B	S	TP	AVG
2016-17 (FR.)		-redshirt-															
2017-18 (RFR.)	33-18	786-23.8	87-181	.481	1-10	.100	47-93	.505	75-109-184	5.6	73-0	71	68	21	26	222	6.7
2018-19 (RSO.)	34-34	943-27.7	89-192	.464	4-22	.182	64-121	.529	121-124-245	7.2	99-4	68	61	31	35	246	7.2
2019-20 (RJR.)	13-7	323-24.8	34-78	.436	2-13	.154	17-36	.472	37-41-78	6.0	30-1	20	16	13	26	87	6.7
CAREER	80-59	2052-25.7	210-451	.466	7-45	.156	128-250	.512	233-274-507	6.3	202-5	159	145	65	87	555	6.9

2019-20 SEASON STATISTICS



THE STAT CREW SYSTEM
 Baylor Combined Team Statistics (as of Jan 07, 2020)
 All games



BIG 12 CONFERENCE

RECORD:	OVERALL	HOME	AWAY	NEUTRAL
ALL GAMES	12-1	7-0	2-0	3-1
CONFERENCE	2-0	1-0	1-0	0-0
NON-CONFERENCE	10-1	6-0	1-0	3-1

#	Player	gp-gs	min	avg	Total		3-Point		F-Throw		Rebounds				pf	dq	a	to	blk	stl	pts	avg		
					fg-fga	fg%	3fg-fga	3fg%	ft-fga	ft%	off	def	tot	avg										
12	Butler, Jared	13-13	376	28.9	70-160	.438	35-87	.402	37-41	.902	6	31	37	2.8	30	1	38	32	2	19	212	16.3		
31	Teague, MaCio	13-13	405	31.2	58-141	.411	28-81	.346	45-54	.833	13	47	60	4.6	12	0	30	22	2	13	189	14.5		
45	Mitchell, Davion	13-13	379	29.2	46-103	.447	15-44	.341	18-30	.600	4	28	32	2.5	37	0	40	26	4	20	125	9.6		
33	Gillespie, Freddie	13-13	352	27.1	43-78	.551	0-0	.000	27-37	.730	56	67	123	9.5	28	0	9	10	30	15	113	8.7		
02	Bandoo, Devonte	13-0	333	25.6	40-94	.426	17-40	.425	7-11	.636	14	46	60	4.6	13	0	20	22	1	8	104	8.0		
11	Vital, Mark	13-7	323	24.8	34-78	.436	2-13	.154	17-36	.472	37	41	78	6.0	30	1	20	16	13	26	87	6.7		
24	Mayer, Matthew	13-0	145	11.2	24-57	.421	9-19	.474	3-8	.375	12	10	22	1.7	18	0	12	10	1	6	60	4.6		
25	Clark, Tristan	9-6	149	16.6	17-48	.354	0-2	.000	7-9	.778	5	18	23	2.6	23	0	6	15	3	3	41	4.6		
00	Thamba, Flo	10-0	110	11.0	11-21	.524	0-0	.000	12-22	.545	9	25	34	3.4	22	0	2	4	9	0	34	3.4		
13	Moffatt, Jackson	4-0	10	2.5	0-5	.000	0-5	.000	0-0	.000	0	1	1	0.3	1	0	0	0	0	1	0	0.0		
15	Okeke, Obim	5-0	18	3.6	0-6	.000	0-5	.000	0-0	.000	0	5	5	1.0	2	0	5	1	0	1	0	0.0		
Team											26	9	35											
Total.....		13	2600		343-791	.434	106-296	.358	173-248	.698	182	328	510	39.2	216	2	182	164	65	112	965	74.2		
Opponents.....		13	2600		272-720	.378	76-246	.309	139-214	.650	132	292	424	32.6	237	6	142	209	64	76	759	58.4		

TEAM STATISTICS	BU	OPP	Date	Opponent	Score	Att.
SCORING	965	759	11/05/19	CENTRAL ARKANSAS	w 105-61	8805
Points per game	74.2	58.4	11/08/19	vs Washington	L 64-67	5117
Scoring margin	+15.8	-	11/15/19	TEXAS ST.	w 72-63	7640
FIELD GOALS-ATT	343-791	272-720	11/21/19	vs Ohio	w 76-53	2269
Field goal pct	.434	.378	! 11/22/19	at Coastal Carolina	w 77-65	1921
3 POINT FG-ATT	106-296	76-246	11/24/19	vs Villanova	w 87-78	0
3-point FG pct	.358	.309	12/03/19	UMES	w 78-46	6195
3-pt FG made per game	8.2	5.8	12/07/19	ARIZONA	w 63-58	7872
FREE THROWS-ATT	173-248	139-214	12/10/19	BUTLER	w 53-52	7270
Free throw pct	.698	.650	12/18/19	vs UT Martin	w 91-63	0
F-Throws made per game	13.3	10.7	12/30/19	JACKSON ST.	w 83-57	6773
REBOUNDS	510	424	* 01/04/20	TEXAS	w 59-44	6063
Rebounds per game	39.2	32.6	* 01/07/20	at Texas Tech	w 57-52	15098
Rebounding margin	+6.6	-	* = Conference game			
ASSISTS	182	142				
Assists per game	14.0	10.9				
TURNOVERS	164	209				
Turnovers per game	12.6	16.1				
Turnover margin	+3.5	-				
Assist/turnover ratio	1.1	0.7				
STEALS	112	76				
Steals per game	8.6	5.8				
BLOCKS	65	64				
Blocks per game	5.0	4.9				
ATTENDANCE	50618	24405				
Home games-Avg/Game	7-7231	2-8510				
Neutral site-Avg/Game	-	4-1846				

Score by Periods	1st	2nd	Totals
Baylor	475	490	965
Opponents	353	406	759

2019-20 BIG 12 STATISTICS



THE STAT CREW SYSTEM
Baylor Combined Team Statistics (as of Jan 07, 2020)
All games



BIG 12 CONFERENCE

RECORD:	OVERALL	HOME	AWAY	NEUTRAL
ALL GAMES	12-1	7-0	2-0	3-1
CONFERENCE	2-0	1-0	1-0	0-0
NON-CONFERENCE	10-1	6-0	1-0	3-1

#	Player	gp-gs	min	avg	Total		3-Point		F-Throw		Rebounds				pf	dq	a	to	blk	stl	pts	avg		
					fg-fga	fg%	3fg-fga	3fg%	ft-fga	ft%	off	def	tot	avg										
12	Butler, Jared	13-13	376	28.9	70-160	.438	35-87	.402	37-41	.902	6	31	37	2.8	30	1	38	32	2	19	212	16.3		
31	Teague, MaCio	13-13	405	31.2	58-141	.411	28-81	.346	45-54	.833	13	47	60	4.6	12	0	30	22	2	13	189	14.5		
45	Mitchell, Davion	13-13	379	29.2	46-103	.447	15-44	.341	18-30	.600	4	28	32	2.5	37	0	40	26	4	20	125	9.6		
33	Gillespie, Freddie	13-13	352	27.1	43-78	.551	0-0	.000	27-37	.730	56	67	123	9.5	28	0	9	10	30	15	113	8.7		
02	Bandoo, Devonte	13-0	333	25.6	40-94	.426	17-40	.425	7-11	.636	14	46	60	4.6	13	0	20	22	1	8	104	8.0		
11	Vital, Mark	13-7	323	24.8	34-78	.436	2-13	.154	17-36	.472	37	41	78	6.0	30	1	20	16	13	26	87	6.7		
24	Mayer, Matthew	13-0	145	11.2	24-57	.421	9-19	.474	3-8	.375	12	10	22	1.7	18	0	12	10	1	6	60	4.6		
25	Clark, Tristan	9-6	149	16.6	17-48	.354	0-2	.000	7-9	.778	5	18	23	2.6	23	0	6	15	3	3	41	4.6		
00	Thamba, Flo	10-0	110	11.0	11-21	.524	0-0	.000	12-22	.545	9	25	34	3.4	22	0	2	4	9	0	34	3.4		
13	Moffatt, Jackson	4-0	10	2.5	0-5	.000	0-5	.000	0-0	.000	0	1	1	0.3	1	0	0	0	0	1	0	0.0		
15	Okeke, Obim	5-0	18	3.6	0-6	.000	0-5	.000	0-0	.000	0	5	5	1.0	2	0	5	1	0	1	0	0.0		
Team											26	9	35											
Total.....		13	2600		343-791	.434	106-296	.358	173-248	.698	182	328	510	39.2	216	2	182	164	65	112	965	74.2		
Opponents.....		13	2600		272-720	.378	76-246	.309	139-214	.650	132	292	424	32.6	237	6	142	209	64	76	759	58.4		

TEAM STATISTICS	BU	OPP	Date	Opponent	Score	Att.
SCORING	965	759	11/05/19	CENTRAL ARKANSAS	w 105-61	8805
Points per game	74.2	58.4	11/08/19	vs Washington	L 64-67	5117
Scoring margin	+15.8	-	11/15/19	TEXAS ST.	w 72-63	7640
FIELD GOALS-ATT	343-791	272-720	11/21/19	vs Ohio	w 76-53	2269
Field goal pct	.434	.378	! 11/22/19	at Coastal Carolina	w 77-65	1921
3 POINT FG-ATT	106-296	76-246	11/24/19	vs Villanova	w 87-78	0
3-point FG pct	.358	.309	12/03/19	UMES	w 78-46	6195
3-pt FG made per game	8.2	5.8	12/07/19	ARIZONA	w 63-58	7872
FREE THROWS-ATT	173-248	139-214	12/10/19	BUTLER	w 53-52	7270
Free throw pct	.698	.650	12/18/19	vs UT Martin	w 91-63	0
F-Throws made per game	13.3	10.7	12/30/19	JACKSON ST.	w 83-57	6773
REBOUNDS	510	424	* 01/04/20	TEXAS	w 59-44	6063
Rebounds per game	39.2	32.6	* 01/07/20	at Texas Tech	w 57-52	15098
Rebounding margin	+6.6	-	* = Conference game			
ASSISTS	182	142				
Assists per game	14.0	10.9				
TURNOVERS	164	209				
Turnovers per game	12.6	16.1				
Turnover margin	+3.5	-				
Assist/turnover ratio	1.1	0.7				
STEALS	112	76				
Steals per game	8.6	5.8				
BLOCKS	65	64				
Blocks per game	5.0	4.9				
ATTENDANCE	50618	24405				
Home games-Avg/Game	7-7231	2-8510				
Neutral site-Avg/Game	-	4-1846				

Score by Periods	1st	2nd	Totals
Baylor	475	490	965
Opponents	353	406	759

2019-20 TEAM GAME-BY-GAME



THE STAT CREW SYSTEM
Baylor Team Game-by-Game (as of Jan 07, 2020)
All games



BIG 12 CONFERENCE

TEAM STATISTICS

Opponent	Date	Score		Total		3-Pointers		Free throws		Rebounds				pf	a	t/o	blk	stl	pts	avg
				fg-fga	pct	3fg-fga	pct	ft-fa	pct	off	def	tot	avg							
CENTRAL ARKANSAS	11/05/19	105-61	W	40-71	.563	18-33	.545	7-14	.500	13	38	51	51.0	20	25	14	2	6	105	105.0
vs Washington	11/08/19	64-67	L	23-65	.354	8-21	.381	10-12	.833	12	22	34	42.5	16	19	16	4	7	64	84.5
TEXAS ST.	11/15/19	72-63	W	25-61	.410	6-23	.261	16-24	.667	16	18	34	39.7	10	12	12	7	15	72	80.3
vs Ohio	11/21/19	76-53	W	25-59	.424	4-15	.267	22-28	.786	17	25	42	40.2	15	10	10	5	11	76	79.2
at Coastal Carolina	11/22/19	77-65	W	26-54	.481	9-27	.333	16-20	.800	11	15	26	37.4	18	16	13	1	9	77	78.8
vs Villanova	11/24/19	87-78	W	31-59	.525	11-19	.579	14-18	.778	11	17	28	35.8	19	10	5	3	6	87	80.2
UMES	12/03/19	78-46	W	27-67	.403	11-31	.355	13-22	.591	16	36	52	38.1	14	18	12	7	11	78	79.9
ARIZONA	12/07/19	63-58	W	17-56	.304	6-24	.250	23-28	.821	13	27	40	38.4	22	12	16	9	9	63	77.8
BUTLER	12/10/19	53-52	W	21-60	.350	6-27	.222	5-11	.455	13	21	34	37.9	14	11	11	7	4	53	75.0
vs UT Martin	12/18/19	91-63	W	39-70	.557	8-25	.320	5-10	.500	13	25	38	37.9	17	21	12	7	13	91	76.6
JACKSON ST.	12/30/19	83-57	W	27-54	.500	10-21	.476	19-28	.679	11	28	39	38.0	14	16	15	3	10	83	77.2
TEXAS	01/04/20	59-44	W	20-64	.313	5-17	.294	14-16	.875	19	29	48	38.8	16	6	8	8	5	59	75.7
at Texas Tech	01/07/20	57-52	W	22-51	.431	4-13	.308	9-17	.529	17	27	44	39.2	21	6	20	2	6	57	74.2
Baylor		965		343-791	.434	106-296	.358	173-248	.698	182	328	510	39.2	216	182	164	65	112	965	74.2
Opponents		759		272-720	.378	76-246	.309	139-214	.650	132	292	424	32.6	237	142	209	64	76	759	58.4

Games played: 13
Points/game: 74.2
FG Pct: 43.4
3FG Pct: 35.8
FT Pct: 69.8

Rebounds/game: 39.2
Assists/game: 14.0
Turnovers/game: 12.6
Assist/turnover ratio: 1.1
Steals/game: 8.6

2019-20 OPPONENT GAME-BY-GAME



THE STAT CREW SYSTEM
Baylor Opponent Game-by-Game (as of Jan 07, 2020)
All games



BIG 12 CONFERENCE

OPPONENT STATISTICS

Opponent	Date	Score		Total		3-Pointers		Free throws		Rebounds				pf	a	t/o	blk	stl	pts	avg
				fg-fga	pct	3fg-fga	pct	ft-fa	pct	off	def	tot	avg							
CENTRAL ARKANSAS	11/05/19	105-61	W	22-61	.361	4-23	.174	13-24	.542	8	22	30	30.0	19	11	15	6	5	61	61.0
vs Washington	11/08/19	64-67	L	24-53	.453	7-15	.467	12-17	.706	5	29	34	32.0	15	17	20	11	8	67	64.0
TEXAS ST.	11/15/19	72-63	W	26-61	.426	6-17	.353	5-7	.714	9	22	31	31.7	17	11	18	6	8	63	63.7
vs Ohio	11/21/19	76-53	W	19-53	.358	9-29	.310	6-12	.500	11	21	32	31.8	20	12	19	2	7	53	61.0
at Coastal Carolina	11/22/19	77-65	W	23-45	.511	9-14	.643	10-15	.667	9	20	29	31.2	21	14	22	3	4	65	61.8
vs Villanova	11/24/19	87-78	W	28-54	.519	8-25	.320	14-19	.737	12	19	31	31.2	17	16	12	4	3	78	64.5
UMES	12/03/19	78-46	W	17-64	.266	5-19	.263	7-11	.636	9	26	35	31.7	19	8	15	4	7	46	61.9
ARIZONA	12/07/19	63-58	W	14-52	.269	2-18	.111	28-34	.824	10	23	33	31.9	23	7	16	6	9	58	61.4
BUTLER	12/10/19	53-52	W	20-51	.392	5-15	.333	7-10	.700	7	26	33	32.0	16	9	11	5	4	52	60.3
vs UT Martin	12/18/19	91-63	W	21-60	.350	6-19	.316	15-21	.714	19	21	40	32.8	13	7	19	4	4	63	60.6
JACKSON ST.	12/30/19	83-57	W	20-60	.333	5-13	.385	12-17	.706	14	22	36	33.1	22	8	18	2	7	57	60.3
TEXAS	01/04/20	59-44	W	18-52	.346	3-16	.188	5-15	.333	9	26	35	33.2	17	9	11	4	2	44	58.9
at Texas Tech	01/07/20	57-52	W	20-54	.370	7-23	.304	5-12	.417	10	15	25	32.6	18	13	13	7	8	52	58.4
Opponents		759		272-720	.378	76-246	.309	139-214	.650	132	292	424	32.6	237	142	209	64	76	759	58.4
Baylor		965		343-791	.434	106-296	.358	173-248	.698	182	328	510	39.2	216	182	164	65	112	965	74.2

Games played: 13
Points/game: 58.4
FG Pct: 37.8
3FG Pct: 30.9
FT Pct: 65.0

Rebounds/game: 32.6
Assists/game: 10.9
Turnovers/game: 16.1
Assist/turnover ratio: 0.7
Steals/game: 5.8

GAME 5 – #24 BAYLOR 77, COASTAL CAROLINA 65



Official Basketball Box Score -- Game Totals -- Final Statistics
Coastal Carolina vs Baylor
11/22/19 4:30 pm at Conway, S.C. (HTC Center)



Coastal Carolina 65 • 3-3,0-0 Sun Belt

Table with columns: Player, FG-FGA, 3-Ptr, Rebounds, PF, TP, A TO Blk Stl, Min. Includes team totals and game statistics.

Baylor 77 • 4-1,0-0 Big 12

Table with columns: Player, FG-FGA, 3-Ptr, Rebounds, PF, TP, A TO Blk Stl, Min. Includes team totals and game statistics.

Officials: Don Daily, Pat Adams, Kelly Self
Technical fouls: Coastal Carolina-None, Baylor-None.
Attendance: 1921

Score by periods table for Coastal Carolina vs Baylor

Score tied - 7 times.
Lead changed - 3 times.

GAME 7 – #18 BAYLOR 78, MARYLAND EASTERN SHORE 46



Official Basketball Box Score -- Game Totals -- Final Statistics
UMES vs Baylor
12/03/19 6:30 pm at Ferrell Center (Waco, Texas)



UMES 46 • 0-10,0-0 MEAC

Table with columns: Player, FG-FGA, 3-Ptr, Rebounds, PF, TP, A TO Blk Stl, Min. Includes team totals and game statistics.

Baylor 78 • 6-1,0-0 Big 12

Table with columns: Player, FG-FGA, 3-Ptr, Rebounds, PF, TP, A TO Blk Stl, Min. Includes team totals and game statistics.

Officials: Jemel Spearman, Mike Roberts, John Higgins
Technical fouls: UMES-None, Baylor-None.
Attendance: 6195

Score by periods table for UMES vs Baylor

Score tied - 0 times.
Lead changed - 0 times.

GAME 6 – #24 BAYLOR 87, #17 VILLANOVA 78



Official Basketball Box Score -- Game Totals -- Final Statistics
Villanova vs Baylor
11/24/19 5:00 pm at Conway, S.C. (HTC Center)



Villanova 78 • 4-2,0-0 Big East

Table with columns: Player, FG-FGA, 3-Ptr, Rebounds, PF, TP, A TO Blk Stl, Min. Includes team totals and game statistics.

Baylor 87 • 5-1,0-0 Big 12

Table with columns: Player, FG-FGA, 3-Ptr, Rebounds, PF, TP, A TO Blk Stl, Min. Includes team totals and game statistics.

Officials: Clarence Armstrong, Lee Cassell, Mike Eades
Technical fouls: Villanova-None, Baylor-None.
Attendance: 758

Score by periods table for Villanova vs Baylor

Score tied - 9 times.
Lead changed - 18 times.

GAME 8 – #18 BAYLOR 63, #12 ARIZONA 58



Official Basketball Box Score -- Game Totals -- Final Statistics
Arizona vs Baylor
12/07/19 11:00 am at Ferrell Center (Waco, Texas)



Arizona 58 • 9-1,0-0 Pac-12

Table with columns: Player, FG-FGA, 3-Ptr, Rebounds, PF, TP, A TO Blk Stl, Min. Includes team totals and game statistics.

Baylor 63 • 7-1,0-0 Big 12

Table with columns: Player, FG-FGA, 3-Ptr, Rebounds, PF, TP, A TO Blk Stl, Min. Includes team totals and game statistics.

Officials: Larry Spaulding, Keith Kimble, Tony Padilla
Technical fouls: Arizona-None, Baylor-None.
Attendance: 7872

Score by periods table for Arizona vs Baylor

Score tied - 0 times.
Lead changed - 5 times.

GAME 14 - at KANSAS

2019-20 BAYLOR BASKETBALL GAME NOTES

GAME 9 - #11 BAYLOR 53, #18 BUTLER 52

Official Basketball Box Score - Game Totals - Final Statistics Butler vs Baylor 12/10/19 8:00 pm at Ferrell Center (Waco, Texas)

Butler 52 • 9-1-0-0 Big East

Table with 13 columns: #, Player, FG-FGA, 3-Ptr FG-FGA, FT-FTA, Rebounds (Off, Def, Tot), PF, TP, A TO Blk, Stl, Min. Includes totals and half-by-half statistics.

FG % 1st Half: 9-28 32.1% 2nd half: 11-23 47.8% Game: 20-51 39.2%
3FG % 1st Half: 3-10 30.0% 2nd half: 2-5 40.0% Game: 5-15 33.3%
FT % 1st Half: 3-4 75.0% 2nd half: 4-6 66.7% Game: 7-10 70.0%

Baylor 53 • 8-1-0-0 Big 12

Table with 13 columns: #, Player, FG-FGA, 3-Ptr FG-FGA, FT-FTA, Rebounds (Off, Def, Tot), PF, TP, A TO Blk, Stl, Min. Includes totals and half-by-half statistics.

FG % 1st Half: 14-31 45.2% 2nd half: 7-29 24.1% Game: 21-60 35.0%
3FG % 1st Half: 5-14 35.7% 2nd half: 1-13 7.7% Game: 6-27 22.2%
FT % 1st Half: 1-5 20.0% 2nd half: 4-6 66.7% Game: 5-11 45.5%

Officials: Roger Ayers, Jamie Luckie, James Breeding
Technical fouls: Butler-None, Baylor-None.
Attendance: 7270

Score by periods table with columns: 1st, 2nd, Total. Shows Baylor leading 24-19-53.

Last FG - BUTLER 2nd-01:14, BU 2nd-03:40.
Largest lead - BUTLER None, BU by 16 1st-07:01.
BUTLER led for 00:00, BU led for 39:29. Game was tied for 00:31.

GAME 10 - #10 BAYLOR 91, UT MARTIN 63

Official Basketball Box Score - Game Totals - Final Statistics UT Martin vs Baylor 12/18/19 9:30 p.m. at Houston, Texas (Toyota Center)

UT Martin 63 • 3-7

Table with 13 columns: #, Player, FG-FGA, 3-Ptr FG-FGA, FT-FTA, Rebounds (Off, Def, Tot), PF, TP, A TO Blk, Stl, Min. Includes totals and half-by-half statistics.

FG % 1st Half: 10-30 33.3% 2nd half: 11-30 36.7% Game: 21-60 35.0%
3FG % 1st Half: 4-10 40.0% 2nd half: 2-9 22.2% Game: 6-19 31.6%
FT % 1st Half: 6-10 60.0% 2nd half: 9-11 81.8% Game: 15-21 71.4%

Baylor 91 • 9-1

Table with 13 columns: #, Player, FG-FGA, 3-Ptr FG-FGA, FT-FTA, Rebounds (Off, Def, Tot), PF, TP, A TO Blk, Stl, Min. Includes totals and half-by-half statistics.

FG % 1st Half: 16-33 48.5% 2nd half: 23-37 62.2% Game: 39-70 55.7%
3FG % 1st Half: 4-13 30.8% 2nd half: 4-12 33.3% Game: 8-25 32.0%
FT % 1st Half: 2-5 40.0% 2nd half: 3-5 60.0% Game: 5-10 50.0%

Officials: Darroel George (R), Brooks Wells (U1) & Chance Moore (U2)
Technical fouls: UT Martin-None, Baylor-None.
Attendance:

Score by periods table with columns: 1st, 2nd, Total. Shows Baylor leading 30-53-91.

Last FG - UT 2nd-00:15, BU 2nd-02:34.
Largest lead - UT 1st-18:34, BU by 36 2nd-02:34.
UTM led for 00:13, BU led for 39:25. Game was tied for 00:22.

GAME 11 - #6 BAYLOR 83, JACKSON STATE 57

Official Basketball Box Score - Game Totals - Final Statistics Jackson St. vs Baylor 12/30/19 12:00 am at Ferrell Center (Waco, Texas)

Jackson St. 57 • 3-10-0-0 SWAC

Table with 13 columns: #, Player, FG-FGA, 3-Ptr FG-FGA, FT-FTA, Rebounds (Off, Def, Tot), PF, TP, A TO Blk, Stl, Min. Includes totals and half-by-half statistics.

FG % 1st Half: 9-31 29.0% 2nd half: 11-29 37.9% Game: 20-60 33.3%
3FG % 1st Half: 3-8 37.5% 2nd half: 2-5 40.0% Game: 5-13 38.5%
FT % 1st Half: 3-4 75.0% 2nd half: 9-13 69.2% Game: 12-17 70.6%

Baylor 83 • 10-1-0-0 Big 12

Table with 13 columns: #, Player, FG-FGA, 3-Ptr FG-FGA, FT-FTA, Rebounds (Off, Def, Tot), PF, TP, A TO Blk, Stl, Min. Includes totals and half-by-half statistics.

FG % 1st Half: 16-28 57.1% 2nd half: 11-26 42.3% Game: 27-54 50.0%
3FG % 1st Half: 6-12 50.0% 2nd half: 4-9 44.4% Game: 10-21 47.6%
FT % 1st Half: 10-14 71.4% 2nd half: 9-14 64.3% Game: 19-28 67.9%

Officials: Nathan Farrell, Chance Moore, James Luckie
Technical fouls: Jackson St.-None, Baylor-None.
Attendance: 6773

Score by periods table with columns: 1st, 2nd, Total. Shows Baylor leading 24-33-57.

Last FG - JSU 2nd-00:11, BU 2nd-01:05.
Largest lead - JSU by 11 1st-12:50, BU by 32 2nd-03:17.
JSU led for 01:00, BU led for 34:26. Game was tied for 04:34.

GAME 12 - #6 BAYLOR 59, TEXAS 44

Official Basketball Box Score - Game Totals - Final Statistics Texas vs Baylor 01/04/20 7:00 pm at Ferrell Center (Waco, Texas)

Texas 44 • 10-3-0-1 Big 12

Table with 13 columns: #, Player, FG-FGA, 3-Ptr FG-FGA, FT-FTA, Rebounds (Off, Def, Tot), PF, TP, A TO Blk, Stl, Min. Includes totals and half-by-half statistics.

FG % 1st Half: 10-26 38.5% 2nd half: 8-26 30.8% Game: 18-52 34.6%
3FG % 1st Half: 1-6 16.7% 2nd half: 2-10 20.0% Game: 3-16 18.8%
FT % 1st Half: 2-3 66.7% 2nd half: 3-12 25.0% Game: 5-15 33.3%

Baylor 59 • 11-1-1-0 Big 12

Table with 13 columns: #, Player, FG-FGA, 3-Ptr FG-FGA, FT-FTA, Rebounds (Off, Def, Tot), PF, TP, A TO Blk, Stl, Min. Includes totals and half-by-half statistics.

FG % 1st Half: 13-33 39.4% 2nd half: 7-31 22.6% Game: 20-64 31.3%
3FG % 1st Half: 5-13 38.5% 2nd half: 0-4 0.0% Game: 5-17 29.4%
FT % 1st Half: 5-6 83.3% 2nd half: 9-10 90.0% Game: 14-16 87.5%

Officials: Clarence Armstrong, Brooks Wells, Gary Maxwell
Technical fouls: Texas-None, Baylor-None.
Attendance: 6063

Score by periods table with columns: 1st, 2nd, Total. Shows Baylor leading 23-21-44.

Last FG - UT 2nd-00:54, BU 2nd-00:29.
Largest lead - UT by 11 1st-19:04, BU by 16 2nd-02:37.
UT led for 01:04, BU led for 37:32. Game was tied for 00:56.

GAME 13 – #4 BAYLOR 57, #22 TEXAS TECH 52



**Official Basketball Box Score -- Game Totals -- Final Statistics
Baylor vs Texas Tech
01/07/20 8:00 pm at Lubbock, TX (United Supermarkets Arena)**



BIG 12 CONFERENCE

Baylor 57 • 12-1,2-0 Big 12

#	Player		Total			3-Ptr			Rebounds			PF	TP	A	TO	Blk	Stl	Min
			FG-FGA	FG-FGA	FT-FTA	FG-FGA	FG-FGA	FT-FTA	Off	Def	Tot							
11	Vital, Mark	f	2-3	0-0	4-8	0-0	0-0	4-8	4	9	13	3	8	1	1	0	3	30
33	Gillespie, Freddie	f	4-7	0-0	1-2	0-0	0-0	1-2	7	3	10	3	9	0	0	2	0	30
12	Butler, Jared	g	2-8	0-4	1-2	0-4	0-4	1-2	1	1	2	4	5	2	4	0	1	20
31	Teague, MaCio	g	2-4	0-2	3-4	0-2	0-2	3-4	0	2	2	1	7	1	0	0	0	35
45	Mitchell, Davion	g	6-10	2-2	0-0	2-2	2-2	0-0	1	3	4	3	14	0	4	0	1	31
02	Bandoo, Devonte		3-8	1-2	0-1	1-2	1-2	0-1	1	6	7	3	7	0	4	0	1	27
24	Mayer, Matthew		2-7	1-3	0-0	1-3	1-3	0-0	0	2	2	1	5	2	3	0	0	17
25	Clark, Tristan		1-4	0-0	0-0	0-0	0-0	0-0	0	0	0	3	2	0	2	0	0	10
Team									3	1	4			2				
Totals			22-51	4-13	9-17	17	27	44	21	57	6	20	2	6	200			

FG % 1st Half:	9-25	36.0%	2nd half:	13-26	50.0%	Game:	22-51	43.1%	Deadball
3FG % 1st Half:	1-7	14.3%	2nd half:	3-6	50.0%	Game:	4-13	30.8%	Rebounds
FT % 1st Half:	2-4	50.0%	2nd half:	7-13	53.8%	Game:	9-17	52.9%	5

Texas Tech 52 • 10-4,1-1 Big 12

#	Player		Total			3-Ptr			Rebounds			PF	TP	A	TO	Blk	Stl	Min
			FG-FGA	FG-FGA	FT-FTA	FG-FGA	FG-FGA	FT-FTA	Off	Def	Tot							
22	TJ Holyfield	f	2-4	0-1	1-2	0-1	0-1	1-2	3	2	5	3	5	2	1	0	0	24
00	Kyler Edwards	g	4-11	2-6	0-2	2-6	2-6	0-2	1	1	2	5	10	3	2	4	2	36
01	Terrence Shannon, J	g	2-7	0-0	0-0	0-0	0-0	0-0	3	4	7	3	4	0	2	1	0	29
03	Jahmi'us Ramsey	g	7-17	5-10	1-2	5-10	5-10	1-2	1	4	5	2	20	3	2	1	2	38
25	Davide Moretti	g	3-11	0-6	2-3	0-6	0-6	2-3	0	0	0	3	8	1	1	0	2	37
12	Andrei Savrasov		0-0	0-0	0-0	0-0	0-0	0-0	0	0	0	0	0	0	0	0	0	1
15	Kevin McCullar		0-0	0-0	0-0	0-0	0-0	0-0	0	0	0	0	0	0	1	0	0	3
24	Avery Benson		0-1	0-0	0-0	0-0	0-0	0-0	0	0	0	0	0	0	0	0	0	2
44	Chris Clarke		2-3	0-0	1-3	0-0	0-0	1-3	1	4	5	2	5	4	3	1	2	30
Team									1	0	1			1				
Totals			20-54	7-23	5-12	10	15	25	18	52	13	13	7	8	200			

FG % 1st Half:	7-25	28.0%	2nd half:	13-29	44.8%	Game:	20-54	37.0%	Deadball
3FG % 1st Half:	3-13	23.1%	2nd half:	4-10	40.0%	Game:	7-23	30.4%	Rebounds
FT % 1st Half:	1-4	25.0%	2nd half:	4-8	50.0%	Game:	5-12	41.7%	4

Officials: Larry Spaulding, Darron George, Doug Simons
 Technical fouls: Baylor-None. Texas Tech-None.
 Attendance: 15098
 2019-20 Men's Basketball. Round: 0. Baylor vs Texas Tech. Played at United Sup

Score by periods	1st	2nd	Total
Baylor	21	36	57
Texas Tech	18	34	52

Points	In	Off	2nd	Fast	
BU	Paint	T/O	Chance	Break	Bench
TTU	30	14	15	2	14
	24	20	8	8	5

Last FG - BU 2nd-03:06, TTU 2nd-00:08.
 Largest lead - BU by 8 2nd-16:43, TTU by 3 1st-17:53.
 BU led for 29:59. TTU led for 04:33. Game was tied for 05:28.

Score tied - 3 times.
 Lead changed - 1 time.

LAST MEETING IN LAWRENCE: KANSAS 78, BAYLOR 70 (MARCH 9, 2019)



Official Basketball Box Score -- Game Totals -- Final Statistics
Baylor vs Kansas
 03/09/19 1:05 p.m. at Allen Fieldhouse (Lawrence, Kan.)



BIG 12 CONFERENCE

Baylor 70 • 19-12 (10-8)

#	Player		Total			3-Ptr			Rebounds			PF	TP	A	TO	Blk	Stl	Min
			FG-FGA	FG-FGA	FT-FTA	FG-FGA	FG-FGA	FT-FTA	Off	Def	Tot							
04	Kegler, Mario	f	3-6	1-3	4-4				1	5	6	3	11	0	2	0	0	31
11	Vital, Mark	f	4-8	0-1	1-4				5	4	9	3	9	1	2	1	2	31
33	Gillespie, Freddie	f	1-4	0-0	0-2				3	1	4	4	2	0	1	1	2	20
03	McClure, King	g	1-10	0-7	0-0				2	5	7	4	2	0	1	1	0	24
12	Butler, Jared	g	10-21	3-10	8-10				1	5	6	1	31	3	3	0	0	36
00	Thamba, Flo		0-2	0-0	1-2				1	1	2	5	1	0	2	0	1	16
02	Bandoo, Devonte		4-12	2-8	0-0				1	2	3	2	10	1	1	0	0	27
24	Mayer, Matthew		1-4	0-2	2-2				1	1	2	0	4	2	1	0	2	15
Team									3	1	4							
Totals			24-67	6-31	16-24				18	25	43	22	70	7	13	3	7	200

FG % 1st Half: 10-28 35.7% 2nd half: 14-39 35.9% Game: 24-67 35.8% Deadball Rebounds 1
 3FG % 1st Half: 2-15 13.3% 2nd half: 4-16 25.0% Game: 6-31 19.4%
 FT % 1st Half: 7-9 77.8% 2nd half: 9-15 60.0% Game: 16-24 66.7%

Kansas 78 • 23-8 (12-6)

#	Player		Total			3-Ptr			Rebounds			PF	TP	A	TO	Blk	Stl	Min
			FG-FGA	FG-FGA	FT-FTA	FG-FGA	FG-FGA	FT-FTA	Off	Def	Tot							
01	Dedric Lawson	f	6-14	0-1	11-12				4	10	14	1	23	1	2	3	2	36
33	David McCormack	f	6-9	0-0	0-0				1	4	5	2	12	0	0	1	0	18
05	Quentin Grimes	g	3-6	3-4	0-0				0	2	2	2	9	5	1	0	0	22
11	Devon Dotson	g	4-8	1-4	6-10				2	1	3	3	15	0	3	0	2	34
30	Ochai Agbaji	g	3-10	0-3	0-0				1	7	8	3	6	4	1	0	0	30
00	Marcus Garrett		2-5	2-3	1-4				1	1	2	1	7	3	1	1	2	27
02	Charlie Moore		0-2	0-1	0-0				0	0	0	3	0	0	0	0	1	8
13	K.J. Lawson		1-1	0-0	0-0				1	1	2	1	2	1	2	0	0	7
44	Mitch Lightfoot		1-4	0-0	2-4				2	2	4	3	4	0	2	1	0	18
Team									0	3	3							
Totals			26-59	6-16	20-30				12	31	43	19	78	14	12	6	7	200

FG % 1st Half: 12-29 41.4% 2nd half: 14-30 46.7% Game: 26-59 44.1% Deadball Rebounds 6,1
 3FG % 1st Half: 3-7 42.9% 2nd half: 3-9 33.3% Game: 6-16 37.5%
 FT % 1st Half: 5-6 83.3% 2nd half: 15-24 62.5% Game: 20-30 66.7%

Officials: Joe DeRosa, Rick Crawford, Jeb Hartness

Technical fouls: Baylor-None. Kansas-None.

Attendance: 16300

Score by periods	1st	2nd	Total
Baylor	29	41	70
Kansas	32	46	78

Points	In Paint	Off T/O	2nd Chance	Fast Break	Bench
BU	34	22	22	6	15
KU	36	10	11	5	13

Last FG - BU 2nd-00:24, KU 2nd-01:32.
 Largest lead - BU by 2 1st-18:24, KU by 14 2nd-11:18.
 BU led for 01:49. KU led for 33:15. Game was tied for 04:56.

Score tied - 9 times.
 Lead changed - 3 times.

LAST MEETING IN WACO: KANSAS 73, BAYLOR 68 (JAN. 12, 2019)

Official Basketball Box Score -- Game Totals -- Final Statistics
Kansas vs Baylor
 01/12/19 3:00 pm CT at Ferrell Center (Waco, Texas)



BIG 12 CONFERENCE

Kansas 73 • 14-2, 3-1 #7/9

#	Player		Total			3-Ptr			Rebounds			PF	TP	A	TO	Blk	Stl	Min
			FG-FGA	FG-FGA	FT-FTA	FG-FGA	FG-FGA	FT-FTA	Off	Def	Tot							
01	Dedric Lawson	f	7-12	0-0	3-6				1	2	3	2	17	1	4	5	5	32
00	Marcus Garrett	g	1-2	0-0	2-4				1	2	3	4	4	4	2	1	0	25
05	Quentin Grimes	g	2-7	1-4	2-2				0	6	6	1	7	1	1	2	0	27
11	Devon Dotson	g	3-4	1-1	7-10				0	5	5	5	14	5	3	1	0	33
24	Lagerald Vick	g	6-10	6-8	0-1				0	3	3	1	18	2	4	1	0	36
02	Charlie Moore		0-2	0-1	0-0				0	0	0	0	0	0	0	0	0	6
13	K.J. Lawson		1-2	0-0	1-2				1	0	1	1	3	0	0	0	0	11
30	Ochai Agbaji		4-5	1-2	1-2				1	2	3	2	10	0	0	0	1	21
33	David McCormack		0-0	0-0	0-0				0	0	0	1	0	0	0	0	0	6
44	Mitch Lightfoot		0-0	0-0	0-0				0	2	2	2	0	0	0	1	0	3
	Team								0	4	4							
	Totals		24-44	9-16	16-27				4	26	30	19	73	13	14	11	6	200

FG % 1st Half:	13-26	50.0%	2nd half:	11-18	61.1%	Game:	24-44	54.5%	Deadball
3FG % 1st Half:	5-10	50.0%	2nd half:	4-6	66.7%	Game:	9-16	56.3%	Rebounds
FT % 1st Half:	4-6	66.7%	2nd half:	12-21	57.1%	Game:	16-27	59.3%	4,1

Baylor 68 • 9-6, 1-2

#	Player		Total			3-Ptr			Rebounds			PF	TP	A	TO	Blk	Stl	Min
			FG-FGA	FG-FGA	FT-FTA	FG-FGA	FG-FGA	FT-FTA	Off	Def	Tot							
03	McClure, King	g	1-8	0-3	2-2				3	7	10	2	4	2	0	0	2	28
04	Kegler, Mario	g	2-8	1-4	0-1				2	4	6	3	5	3	2	1	2	31
10	Mason, Makai	g	3-12	2-8	3-4				0	1	1	4	11	2	3	0	0	32
11	Vital, Mark	g	5-13	0-2	0-4				8	1	9	3	10	1	0	0	0	26
12	Butler, Jared	g	4-9	4-8	2-2				1	3	4	3	14	4	3	0	1	31
00	Thamba, Flo		3-5	0-0	0-0				3	3	6	1	6	0	1	1	1	13
02	Bandoo, Devonte		3-6	2-4	1-1				1	1	2	3	9	0	2	0	0	14
24	Mayer, Matthew		3-10	0-2	1-1				2	1	3	3	7	1	0	0	1	12
33	Gillespie, Freddie		1-4	0-0	0-0				2	1	3	1	2	0	3	1	2	13
	Team								4	1	5							
	Totals		25-75	9-31	9-15				26	23	49	23	68	13	14	3	9	200

FG % 1st Half:	9-28	32.1%	2nd half:	16-47	34.0%	Game:	25-75	33.3%	Deadball
3FG % 1st Half:	4-10	40.0%	2nd half:	5-21	23.8%	Game:	9-31	29.0%	Rebounds
FT % 1st Half:	3-4	75.0%	2nd half:	6-11	54.5%	Game:	9-15	60.0%	3

Officials: Ray Natili, Antinio Petty, Chris Rastatter

Technical fouls: Kansas-None. Baylor-None.

Attendance: 9091

Fouled Out: KU: #11 Dotson 0:09

Score by periods	1st	2nd	Total
Kansas	35	38	73
Baylor	25	43	68

	In	Off	2nd	Fast	
Points	Paint	T/O	Chance	Break	Bench
KU	24	15	5	2	13
BU	32	17	14	4	24

Last FG - KU 2nd-06:28, BU 2nd-00:26.

Largest lead - KU by 23 2nd-06:28, BU by 2 1st-18:44.

KU led for 38:25. BU led for 00:19. Game was tied for 01:16.

Score tied - 0 times.

Lead changed - 1 time.

THE LAST TIME ...

THE LAST TIME A BAYLOR TEAM...

Scored 110 Points.....	118 vs. Savannah State (12/17/17)
Scored 100 Points.....	105 vs. Central Arkansas (11/5/19)
Scored 90 Points.....	91 vs. UT Martin (12/18/19)
Scored Fewer than 50 Points.....	44 at Kansas (1/14/13)
Won by 40 Points.....	44 vs. Central Arkansas (11/5/19)
Won by 30 Points.....	32 vs. Maryland Eastern Shore (12/3/19)
Shot 65 pct from floor.....	66.1 (41-62) vs. Texas Southern (12/14/17)
Shot 60 pct from floor.....	60.8 (31-51) vs. PVAMU (11/12/18)
Shot less than 30 pct from floor.....	29.8 (17-57) at TCU (1/10/15)
Shot 65 pct from 3FG.....	70.6 (12-17) vs. Central Arkansas (11/10/17)
Shot 60 pct from 3FG.....	60.0 (15-25) at Oklahoma State (1/14/19)
Shot less than 15 pct from 3FG.....	111 (2-18) vs. Ole Miss (11/23/18)
Shot less than 10 pct from 3FG.....	.083 (1-12) vs. TCU (1/2/18)
Made 15 3-point field goals.....	18 vs. Central Arkansas (11/5/19)
Failed to make a 3FG.....	0-8 at Texas Tech (2/21/90)
Shot 95 pct from FT line.....	100.0 (9-9) at Oklahoma State (2/6/18)
Shot 90 pct from FT line.....	100.0 (9-9) at Oklahoma State (2/6/18)
Shot less than 40 pct from FT line.....	27.3 (3-11) vs. Texas Southern (11/6/18)
Had 60 Rebounds.....	60 vs. Huston-Tillotson (1/21/15)
Had 55 Rebounds.....	58 vs. Savannah State (12/17/17)
Had 50 Rebounds.....	52 vs. Maryland Eastern Shore (12/3/19)
Had 20 Offensive Rebounds.....	26 vs. Kansas (1/12/19)
Had 40 Defensive Rebounds.....	43 vs. Savannah State (12/17/17)
Had 35 Assists.....	40 vs. Hardin-Simmons (12/16/15)
Had 30 Assists.....	32 vs. Savannah State (12/17/17)
Had 25 Assists.....	25 vs. Central Arkansas (11/5/19)
Had 25 Turnovers.....	29 at West Virginia (1/10/17)
Had 20 Turnovers.....	20 at Texas Tech (1/7/20)
Had fewer than 7 Turnovers.....	5 vs. Villanova (11/24/19)
Had fewer than 5 Turnovers.....	4 at West Virginia (2/22/14)
Had 16 Steals.....	16 vs. Savannah State (11/23/15)
Had 15 Steals.....	15 vs. Texas State (11/15/19)
Had 12 Steals.....	13 vs. UT Martin (12/18/19)
Had 12 Blocked Shots.....	12 vs. New Orleans (12/29/18)
Had 10 Blocked Shots.....	10 vs. TCU (2/2/19)
Had no Blocked Shots.....	at West Virginia (1/21/19)
Had two 20-point scorers.....	Mario Kegler (23), Devonte Bando (22) vs. West Virginia (2/13/19)
Had two 25-point scorers.....	Jo Lual-Acuil Jr. (31), Manu LeComte (25) vs. Savannah State (12/17/17)
Had seven double-figure scorers.....	vs. Long Beach State (3/20/13)
Had six double-figure scorers.....	vs. Kansas State (1/22/18)
Had five double-figure scorers.....	vs. UT Martin (12/18/19)
Had all five starters score in double figures.....	vs. Randall (12/9/17)
Had all five starters score 15+ points.....	vs. Central Arkansas (11/10/17)
Had no players score in double figures.....	vs. Texas A&M (3/5/08)
Had no starters score in double figures.....	at Kansas State (3/3/18)
Had four players score 15+ points.....	vs. PVAMU (11/12/18)
Had five players score 15+ points.....	vs. Central Arkansas (11/10/17)
Had four players score 18+ points.....	vs. Savannah State (12/17/17)
Had four players with 5+ assists.....	vs. Savannah State (12/17/17)
Had two double-doubles.....	Mario Kegler (23p/10r), Mark Vital (15p/14r) vs. West Virginia (2/23/19)
Had two double-figure rebounders.....	Mark Vital (14), Mario Kegler (10) vs. West Virginia (2/23/19)
Scored 50-plus points in first half.....	53 vs. Central Arkansas (11/5/19)
Scored 50-plus points in second half.....	53 vs. UT Martin (12/18/19)
Scored 50-plus points in both halves.....	vs. Central Arkansas (11/5/19)
Scored 60-plus points in first half.....	61 vs. Savannah State (12/17/17)
Scored 60-plus points in second half.....	60 at Iowa State (1/9/16)
Scored fewer than 20 points in 1st half.....	15 at Wichita State (12/1/18)
Scored fewer than 20 points in 2nd half.....	19 vs. Butler (12/20/19)
Scored 20 points or fewer in 1st half.....	20 at Arizona (12/15/18)
Scored 20 points or fewer in 2nd half.....	20 at Texas Tech (2/17/15)
Overcame a 20-point deficit to win.....	vs. Louisville, trailed 32-10, won 66-63 (11/25/16)
Overcame a 15-pt deficit with less than 10 min left to win.....	vs. Texas, trailed 55-36, won 84-83 (2/27/19)
Overcame a 20-point deficit.....	vs. Mississippi State, trailed 40-20 (3/18/18)
Overcame a 15-point halftime deficit to win.....	vs. Louisville, trailed 39-24, won 66-63 (11/25/16)
Overcame a 10-point halftime deficit to win.....	vs. Texas, trailed 40-29, won 84-83 (2/27/19)
Won an OT game.....	84-83 vs. Texas (2/27/19)
Lost an OT game.....	78-81 vs. TCU (1/2/18)
Won a 20T game.....	74-73 at Texas (2/12/18)
Lost a 20T game.....	84-91 to Colorado (3/13/08)
Won a 30T game.....	Never
Lost a 30T game.....	93-97 at SMU (1/9/88)
Won a 40T game.....	96-95 vs. North Texas (12/17/88)
Lost a 40T game.....	Never
Won a 50T game.....	116-110 at Texas A&M (1/23/08)
Lost a 50T game.....	Never

THE LAST TIME A BAYLOR PLAYER...

Recorded a Triple-Double (Pts/Reb/Ast).....	Kenny Chery (20/10/12) vs. Kansas State (2/15/14)
Recorded a Triple-Double (Pts/Reb/Blk).....	Ekpe Udoh (18/17/10) vs. Morgan State (1/6/10)
Recorded a Double-Double Off the Bench.....	Terry Maston (12p/10r) vs. TAMU-CC (11/13/17)
Recorded a Double-Double Before Halftime.....	King McClure (12p/10r) vs. George Mason (11/24/18)
Scored 35 Points.....	Makai Mason (40) vs. TCU (2/2/19)
Scored 30 Points.....	Jared Butler (30) vs. Central Arkansas (11/5/19)
Scored 30 Points in a Road Game.....	Jared Butler (31) at Kansas (3/9/19)
Scored 20 Points in a 1st Half.....	King McClure (20) at Oklahoma State (11/14/19)
Scored 25 Points in a 2nd Half.....	Makai Mason (27) vs. TCU (2/2/19)
Scored 20 Points in a 2nd Half.....	Jared Butler (23) at Kansas (3/9/19)
Scored 30 Points off the Bench.....	Nuni Omot (30) at Kansas State (3/3/18)
Scored 25 Points off the Bench.....	Terry Maston (26) vs. Mississippi State (3/18/18)
Scored 20 Points off the Bench.....	Devonte Bando (22) vs. West Virginia (2/23/19)
Made 5+ 3-pointers in a 1st Half.....	King McClure (6-7) at Oklahoma State (11/14/19)
Made 5+ 3-pointers in a 2nd Half.....	Makai Mason (6-8) vs. TCU (2/2/19)
Had 20 Rebounds.....	Jo Lual-Acuil Jr. (20) vs. Savannah State (12/17/17)
Had 15 Rebounds.....	Mark Vital (17) at Arizona (12/15/18)
Had 8+ Offensive Rebounds.....	Mark Vital (9) at Arizona (12/15/18)
Had 9+ Offensive Rebounds.....	Mark Vital (8) vs. Kansas (11/12/19)
Had 12 Rebounds in a Half.....	Johnathan Motley (14 in 2nd half) vs. Texas (1/17/17)
Had 10 Rebounds in a Half.....	King McClure (10 in 1st half) vs. George Mason (11/24/18)
Had 10 Assists.....	Tyson Jolly (10) vs. Randall (12/9/17)
Had 10+ Assists and 0 Turnovers.....	Jake Lindsey (11 AST/0 TO) vs. Kansas State (3/9/17)
Had 5 Blocked Shots.....	Freddie Gillespie (5) vs. Maryland Eastern Shore (12/3/19)
Had 6 Blocked Shots.....	Tristan Clark (6) vs. South Dakota (11/27/18)
Had 7 Blocked Shots.....	Jo Lual-Acuil Jr. (7) vs. Oklahoma (2/21/17)
Had 5 Steals.....	Jared Butler (5) vs. Ohio (11/21/19)
Had 6 Steals.....	Lester Medford (7) vs. Savannah State (11/23/15)
Played 45+ Minutes.....	Jo Lual-Acuil Jr. (48) & Manu LeComte (46) at Texas (2/12/18)
Made a Game-Winning Shot.....	Terry Maston (2FG) vs. Texas Tech, 59-57 (2/17/18)
Made a Game-Winning Shot in Final 10 Seconds.....	Jo Lual-Acuil Jr. (Dunk) at Texas, 74-73 2ot (2/12/18)
Made a Game-Winning Shot at Buzzer.....	Lester Medford (3FG) at Texas Tech, 63-60 (1/16/16)
Made a Game-Winning FT in Final 10 Seconds.....	Mario Kegler vs. Texas, 84-83 OT (2/29/19)

THE LAST TIME A BAYLOR OPPONENT...

Scored 100 Points.....	102 at Kansas (1/2/16)
Scored 90 Points.....	90 vs. Kansas State (1/22/18)
Scored Fewer than 50 Points at Home.....	47 at Oklahoma (1/28/19)
Scored Fewer than 50 Points.....	44 vs. Texas (1/4/20)
Scored Fewer than 40 Points.....	39 vs. McNeese State (11/14/14)
Won by 30 Points.....	40 at Oklahoma (1/20/07)
Shot 65 pct from floor.....	66.1 (39-59) at Oklahoma (2/26/05)
Shot 60 pct from floor.....	62.0 (31-50) vs. Oklahoma (1/23/16)
Shot less than 25 pct from floor.....	23.4 (11-47) vs. Prairie View A&M (12/2/15)
Shot 55 pct from 3FG.....	55.7 (15-27) vs. Texas (2/27/19)
Shot less than 15 pct from 3FG.....	143 (2-14) vs. George Mason (11/24/18)
Made 15 3-point field goals.....	15 vs. Texas (2/27/19)
Shot 95 pct from FT line.....	95.7 (22-23) at Ole Miss (1/28/17)
Shot less than 50 pct from FT line.....	33.3 (5-15) vs. Texas (1/4/20)
Had 50 Rebounds.....	62 vs. Wake Forest (Anaheim) (11/30/08)
Had fewer than 20 Rebounds.....	18 vs. Oregon (12/21/18)
Had 20 Offensive Rebounds.....	20 vs. Wagner (3/13/18)
Had 25 Assists.....	29 vs. Oklahoma (1/23/16)
Had 20 Turnovers.....	22 vs. Coastal Carolina (11/22/19)
Had fewer than 5 Turnovers.....	4 at West Virginia (2/22/14)
Had 13 Steals.....	15 at West Virginia (1/10/17)
Had 12 Steals.....	12 vs. West Virginia (3/9/17)
Had 12+ Blocked Shots.....	13 vs. West Virginia (2/20/18)
Had 10+ Blocked Shots.....	11 vs. Washington (11/8/19)
Had no Blocked Shots.....	at Oklahoma State (2/8/17)
Had two 20-point scorers.....	Barry Brown (34), Dean Wade (24) vs. Kansas State (1/22/18)
Had three 20-point scorers.....	Abdel Nader (26), Georges Niang (24), Monte Morris (20) vs. Iowa State (2/16/16)
Had five double-figure scorers.....	vs. Coastal Carolina (11/22/18)
Had four 15+ point scorers.....	at Texas (2/12/18)
Had two double-figure rebounders.....	Kenrich Williams (12), Vlad Brodziansky (10) at TCU (1/21/17)
Scored 50-plus points in 1st half.....	51 at Texas A&M (12/19/15)
Scored 50-plus points in 2nd half.....	52 at Texas Tech (2/13/17)
Scored 20 points or fewer in 1st half.....	18 at Texas Tech (1/17/20)
Scored 20 points or fewer in 2nd half.....	20 vs. Texas (1/6/18)
Failed to make a 3FG.....	vs. Oklahoma, 0-12 (2/25/12)

THE LAST TIME A BAYLOR OPPOSING PLAYER

Scored 30 Points.....	Brandon Clarke (36) vs. Gonzaga (3/23/19)
Had 20 Rebounds.....	Jamahl Mosley (20) vs. Colorado (Kansas City) (3/8/01)
Had 15 Rebounds.....	Jericho Sims (15) vs. Texas (1/4/20)
Had 10 Assists.....	Courtney Ramey (10) vs. Texas (2/27/19)
Had 8 Turnovers.....	Trae Young (8) vs. Oklahoma (2/27/18)
Had 7 Turnovers.....	Jarrett Culver (7) vs. Texas Tech (1/19/19)
Had 7 Blocked Shots.....	Sagaba Konate (9) vs. West Virginia (2/20/18)
Had 6 Blocked Shots.....	Yor Anei (6) vs. Oklahoma State (3/6/19)
Had 5 Steals.....	Dedric Lawson (5) vs. Kansas (11/12/19)
Had 6 Steals.....	Jevon Carter (6) vs. West Virginia (3/9/18)

2019-20 INDIVIDUAL SUPERLATIVES

CATEGORY	BAYLOR	OPPONENT
Points Scored	30, Jared Butler vs. Central Arkansas (11/5)	27, Collin Gillespie vs. Villanova (11/24)
Field Goals Made	10, Jared Butler vs. Central Arkansas (11/5)	10, Collin Gillespie vs. Villanova (11/24)
FGs Attempted	17, Jared Butler vs. Villanova (11/24)	24, Kamar Baldwin vs. Butler (12/10)
Highest FG % (min 5 made)	.857 (6-7), Freddie Gillespie vs. Central Arkansas (11/5)	.778 (7-9), Miles Thomas vs. UT Martin (12/18)
3-Point FGs Made	8, Jared Butler vs. Central Arkansas (11/5)	5, Keishawn Brewton vs. Coastal Carolina (11/22) 5, Parker Stewart vs. UT Martin (12/18) 5, Jahmi'us Ramsey at Texas Tech (1/7)
3-Point FGs Attempted	12, Jared Butler vs. Central Arkansas (11/5)	12, Parker Stewart vs. UT Martin (12/18)
3-Point FG % (min 5 att)	.667 (8-12), Jared Butler vs. Central Arkansas (11/5) .667 (4-6), MaCio Teague vs. UCA (11/5) & vs. Villanova (11/24) .667 (4-6), Jared Butler vs. Washington (11/8) & vs. JSU (12/30)	.667 (4-6), Nahziah Carter vs. Washington (11/8) .667 (4-6), Sean McDermott vs. Butler (12/10)
Free Throws Made	9, MaCio Teague vs. Arizona (12/7) & vs. Texas (1/4)	9, Chase Jeter vs. Arizona (12/7)
Free Throws Attempted	10, MaCio Teague vs. Arizona (12/7)	10, Chase Jeter vs. Arizona (12/7)
Free Throw % (min 7 att)	1.000 (9-9), MaCio Teague vs. Texas (1/4)	1.000 (8-8), Nico Mannion vs. Arizona (12/7)
Offensive Rebounds	7, Freddie Gillespie at Texas Tech (1/7)	6, Jericho Sims vs. Texas (1/4)
Defensive Rebounds	10, Freddie Gillespie vs. UMES (12/3) & vs. Arizona (12/7)	9, Jericho Sims vs. Texas (1/4)
Total Rebounds	13, Freddie Gillespie, three times 13, Mark Vital at Texas Tech (1/7)	15, Jericho Sims vs. Texas (1/4)
Assists	6, Davion Mitchell vs. Coastal Carolina (11/22) 6, Jared Butler vs. UT Martin (12/18)	9, Quade Green vs. Washington (11/8)
Turnovers	5, Jared Butler vs. UT Martin (12/18)	6, Jason Preston vs. Ohio (11/21) 6, Parker Stewart vs. UT Martin (12/18)
Blocked Shots	5, Freddie Gillespie vs. UMES (12/3) & vs. Arizona (12/7)	4, Jaden McDaniels & Hameir Wright vs. Washington (11/8) 4, Kyler Edwards at Texas Tech (1/7)
Steals	5, Jared Butler vs. Ohio (11/21)	4, Marlin Davis vs. Texas State (11/15)
Minutes Played	38, Davion Mitchell vs. Coastal Carolina (11/22)	38, Nahziah Carter vs. Washington (11/8) 38, Jeremiah Robinson-Earl vs. Villanova (11/24) 38, Kamar Baldwin vs. Butler (12/10) 38, Jericho Sims vs. Texas (1/4) 38, Jahmi'us Ramsey at Texas Tech (1/7)

2019-20 TEAM SUPERLATIVES

BAYLOR HIGH	BAYLOR LOW	CATEGORY	OPPONENT HIGH	OPPONENT LOW
105 vs. Central Arkansas (11/5)	53 vs. Butler (12/10)	Points Scored	78 vs. Villanova (11/24)	44 vs. Texas (1/4)
53 vs. Central Arkansas (11/5)	21 at Texas Tech (1/7)	Points, 1st Half	41 vs. Villanova (11/24)	18 at Texas Tech (1/7)
53 vs. UT Martin (12/18)	19 vs. Butler (12/10)	Points, 2nd Half	43 vs. Washington (11/8)	21 vs. Texas (1/4)
–	–	Points/Overtime	–	–
40 vs. Central Arkansas (11/5)	17 vs. Arizona (12/7)	Field Goals Made	28 vs. Villanova (11/24)	14 vs. Arizona (12/7)
71 vs. Central Arkansas (11/5)	51 at Texas Tech (1/7)	Field Goal Attempts	64 vs. UMES (12/3)	45 at Coastal Carolina (11/22)
.563 (40-71) vs. UCA (11/5)	.304 (17-56) vs. Arizona (12/7)	FG Percentage	.519 (28-54) vs. Villanova (11/24)	.266 (17-64) vs. UMES (12/3)
18 vs. Central Arkansas (11/5)	4 vs. Ohio (11/21) & at Texas Tech (1/7)	3-Point FGs Made	8 vs. Villanova (11/24)	2 vs. Arizona (12/7)
33 vs. Central Arkansas (11/5)	13 at Texas Tech (1/7)	3-Point FG Attempts	29 vs. Ohio (11/21)	13 vs. Jackson State (12/30)
.579 (11-19) vs. Villanova (11/24)	.222 (6-27) vs. Butler (12/10)	3-Point FG Percentage	.643 (9-14) at Coastal Carolina (11/22)	.111 (2-18) vs. Arizona (12/7)
23 vs. Arizona (12/7)	5 vs. Butler (12/10) & vs. UTM (12/18)	Free Throws Made	28 vs. Arizona (12/7)	5, three times
28, three times	10 vs. UT Martin (12/18)	Free Throw Attempts	34 vs. Arizona (12/7)	7 vs. Texas State (11/15)
.875 (14-16) vs. Texas (1/4)	.455 (5-11) vs. Butler (12/10)	Free Throw Percentage	.823 (28-34) vs. Arizona (12/7)	.333 (5-15) vs. Texas (1/4)
19 vs. Texas (1/4)	11, three times	Offensive Rebounds	19 vs. UT Martin (12/18)	5 vs. Washington (11/8)
38 vs. Central Arkansas (11/5)	15 at Coastal Carolina (11/22)	Defensive Rebounds	29 vs. Washington (11/8)	15 at Texas Tech (1/7)
52 vs. UMES (12/3)	26 at Coastal Carolina (11/22)	Total Rebounds	40 vs. UT Martin (12/18)	25 at Texas Tech (1/7)
25 vs. Central Arkansas (11/5)	6 vs. Texas (1/4) & at Texas Tech (1/7)	Assists	17 vs. Washington (11/8)	7 vs. UA (12/7) & vs. UTM (12/18)
20 at Texas Tech (1/7)	5 vs. Villanova (11/24)	Turnovers	22 at Coastal Carolina (11/22)	11 vs. Butler (12/10) & vs. UT (1/4)
9 vs. Arizona (12/7)	1 vs. Coastal Carolina (11/22)	Blocked Shots	11 vs. Washington (11/8)	2 vs. Ohio (11/21) & vs. JSU (12/30)
15 vs. Texas State (11/15)	4 vs. Butler (12/10)	Steals	9 vs. Arizona (12/7)	2 vs. Texas (1/4)
22 vs. Arizona (12/7)	10 vs. Texas State (11/15)	Fouls	23 vs. Arizona (12/7)	13 vs. UT Martin (12/18)

