

BAYLOR

BASKETBALL GAME NOTES



Follow Baylor Basketball on Twitter, Instagram and Facebook: @BaylorMBB

GAME 7



18/16 **BAYLOR** (5-1, 0-0 Big 12) vs. NR/NR **MARYLAND EASTERN SHORE** (0-9, 0-0 MEAC)

Dec. 3, 2019 • 6:30 p.m. CT • Watch: Big 12 Now on ESPN+ • Listen: ESPN Central Texas & TuneIn App

Waco, Texas • Ferrell Center (10,284) • Social Media: @BaylorMBB | #SicEm | #1TGF

MEDIA INFORMATION

TV: Big 12 Now on ESPN+

Talent: John Morris (pxp), King McClure (analyst)

BU Radio: Baylor-IMG College / ESPN Central Texas

Talent: Dave Rosselli (pxp), Pat Nunley (analyst)

Satellite Radio: Sirius 121, XM 200, Internet 954

Social Media: @BaylorMBB | #SicEm | #1TGF

All-Time Series Baylor leads 1-0

Waco Baylor leads 1-0

Princess Anne Never met

Neutral Never met

Drew Era Baylor leads 1-0

First Meeting Dec. 22, 2004 – BU 97-73 (Waco)

Last Meeting Dec. 22, 2004 – BU 97-73 (Waco)

2019-20 SCHEDULE & RESULTS

DATE	BU	OPP	OPPONENT	TV	TIME
N5	16/18	—	CENTRAL ARKANSAS	Big 12 Now/ESPN+	W, 105-61
N8	16/18	rv/irv	vs. Washington ¹	ESPN	L, 64-67
N15	24/18	—	TEXAS STATE	Big 12 Now/ESPN+	W, 72-63
N21	24/23	—	vs. Ohio ²	ESPN2	W, 76-53
N22	24/23	—	at Coastal Carolina ²	ESPNU	W, 77-65
N24	24/23	17/15	vs. Villanova ²	ESPN	W, 87-78
D3	18/16	—	MD. EASTERN SHORE	Big 12 Now/ESPN+	6:30 p.m.
D7	18/16	12/11	ARIZONA	ESPNU	11 a.m.
D10	—	—	BUTLER ³	ESPN2	8 p.m.
D18	—	—	vs. UT-Martin ⁴	ESPNU	9 p.m.
D30	—	—	JACKSON STATE	Big 12 Now/ESPN+	2 p.m.
J4	—	—	• TEXAS	ESPN2	7 p.m.
J7	—	—	• at Texas Tech	ESPN2/U	8 p.m.
J11	—	—	• at Kansas	CBS	12 p.m.
J15	—	—	• IOWA STATE	Big 12 Now/ESPN+	7 p.m.
J18	—	—	• at Oklahoma State	ESPN2/U	11 a.m.
J20	—	—	• OKLAHOMA	ESPN	8 p.m.
J25	—	—	at Florida ⁵	ESPN	7 p.m.
J29	—	—	• at Iowa State	ESPN2/U	8 p.m.
F1	—	—	• TCU	ESPN2	3 p.m.
F3	—	—	• at Kansas State	ESPN2	8 p.m.
F8	—	—	• OKLAHOMA STATE	ESPN2	5 p.m.
F10	—	—	• at Texas	ESPN2	8 p.m.
F15	—	—	• WEST VIRGINIA	Big 12 Now/ESPN+	3 p.m.
F18	—	—	• at Oklahoma	ESPN2/U	8 p.m.
F22	—	—	• KANSAS	ESPN2	11 a.m.
F25	—	—	• KANSAS STATE	Big 12 Now/ESPN+	7 p.m.
F29	—	—	• at TCU	ESPN2/U	1 p.m.
M2	—	—	• TEXAS TECH	ESPN	8 p.m.
M7	—	—	• at West Virginia	Big 12 Now/ESPN+	12 p.m.
M11-14	—	—	Big 12 Championship ⁶	ESPN2/U	TBD

SCHEDULE KEY

1 – Armed Forces Classic (Anchorage); 2 – Myrtle Beach Invitational (Conway, S.C.); 3 – Big East/Big 12 Battle (Waco, Texas);

4 – The Battleground 2k19 (Houston); 5 – Big 12/SEC Challenge (Gainesville, Fla.); 6 – Big 12 Championship (Kansas City)

Rankings: AP/Coaches; All times Central

BAYLOR ATHLETICS COMMUNICATIONS

DAVID KAYE

Assistant AD

254-709-5147 • David_Kaye@baylor.edu

STORY LINES

- No. 18 Baylor begins a 3-game homestand by hosting Maryland Eastern Shore at 6:30 pm CT Tuesday.
- The game is on Big 12 Now on ESPN+ with John Morris and King McClure calling the action.
- BU is coming off winning the Myrtle Beach Invitational, its 3rd tournament title in the last 4 years.
- The Bears won Myrtle Beach with victories vs. Ohio, at Coastal Carolina and vs. No. 17 Villanova.
- Baylor and UMES are meeting for the 2nd time. BU won 97-73 in Waco on Dec. 22, 2004.
- Baylor leads the Big 12, ranks 21st nationally and 7th among Power-5 teams in 3-point shooting (.406).
- **Davion Mitchell** leads a BU defense which has forced 15+ turnovers in 5 of 6 games. The Bears rank 18th nationally in turnover margin (+6.0) and 17th nationally in defensive turnover pct. (25.3).
- **Jared Butler** has led BU in scoring in 5 of 6 games. He leads the Big 12 in 3FG% (.525), FT% (17-17), and 3FGs/gm (3.5), ranks 2nd in scoring (19.3), 3rd in FG% (.534), 5th in steals (2.0) and 11th in assists (3.5).
- **Freddie Gillespie** is tied for 2nd in the Big 12 with 3 double-doubles. He leads the league in offensive rebounding (4.2), ranks 5th in blocks (1.5), 6th in rebounding (7.8), 8th in steals (1.8) and 13th in FT% (.727).
- **MaCio Teague** is 7th in the Big 12 in scoring (15.7), 3rd in 3FGs (2.8/gm), 3rd in 3FG% (.436), 4th in FT% (.882) and 11th in minutes (31.4). **Teague** joined **Butler** (MVP) on the Myrtle Beach All-Tournament Team.
- Baylor is 41-11 in games against non-Big 12 teams over the last 4 seasons since 2016-17.
- BU is the only school with FB, MBB, WBB & VB all ranked. Those teams are a combined 48-4 this year.
- **Drew** is coaching his 532nd game at Baylor (321-210). His .605 winning percentage is best in BU history among coaches with 40+ games, and his teams have a .671 winning percentage since 2007-08 (287-141).
- Baylor is coming off its 10th 20-win season in the last 12 years. The Bears were a No. 9 seed in the 2019 NCAA Tournament, where they knocked off Syracuse before falling to No. 1 seed Gonzaga.
- BU is No. 18 in the most recent AP Top 25 and has been ranked in all 5 AP polls this season.
- Baylor has been in the Preseason AP Top 25 in 7 of 10 seasons since its first preseason ranking in 2010-11.
- Head coach **Scott Drew** is in his 17th season in Waco and is BU's all-time wins leader (321-210).
- Baylor returned 9 players with at least 26 games of Division I experience, including a pair of transfers who started in their BU debuts after sitting out last season – **Davion Mitchell** and **MaCio Teague**.
- BU returned 8 letterwinners from last season, including 5 players who made at least 7 starts – **Mark Vital** (34), **Jared Butler** (21), **Tristan Clark** (14), **Freddie Gillespie** (11) and **Devonte Bando** (7).
- BU was picked 2nd in the Big 12 Preseason Coaches Poll, tying the highest in program history (2012-13). The Bears were picked 9th in last year's poll, but overcame a multitude of injuries to finish in 4th place.
- BU has advanced to the postseason in 8 straight seasons, tied as the nation's 10th-longest active streak.
- Baylor is 126-16 in non-conference home games in the **Drew era**, including 100-8 since 2007-08.
- Baylor is 61-4 in its last 65 non-conference home games dating back to Dec. 12, 2012.
- Baylor has posted a 66-11 mark in November and December games since 2013.
- Baylor's streak of 11 consecutive seasons ranked was snapped last season, but the Bears have now been ranked in 12 of 13 seasons since 2007-08. BU was ranked only twice prior to the Drew era.

TEAM INFORMATION

BAYLOR (5-1, 0-0 Big 12)

Ranking 18th – AP, 16th – Coaches

Head Coach Scott Drew (Butler, 1993)

Career Record 341-221 (18th season)

BU Record 321-210 (17th season)

vs. UMES 1-0

MARYLAND EASTERN SHORE (0-9, 0-0 MEAC)

Ranking NR – AP, NR – Coaches

Head Coach Jason Crafton (Nyack College, 2003)

Career Record 47-117 (7th season)

UMES Record 0-9 (1st season)

vs. Baylor 0-0

SID Ralan Wardlaw – rgwardlaw@umes.edu

BAYLOR 2019-20 STATS

#	P	NAME	YR	PPG	RPG	APG	MPG
12	G	Jared Butler	So.	19.3	2.7	3.5	29.7
31	G	MaCio Teague	RJr.	15.7	4.3	2.7	31.5
33	F	Freddie Gillespie	RSr.	9.3	7.8	1.5*	27.2
45	G	Davion Mitchell	RSr.	9.2	1.8	3.2	30.2
2	G	Devonte Bando	Sr.	8.7	4.2	1.5	24.7
11	F	Mark Vital	RJr.	7.5	5.3	1.3	24.0
25	F	Tristan Clark	Jr.	6.0	4.2	1.0	20.6
24	F	Matthew Mayer	So.	4.0	1.2	0.8	8.7
0	F	Flo Thamba	So.	2.3	2.3	0.5	8.3
15	G	Obim Okeke	Sr.	0.0	1.0	1.0	2.5
13	F	Jackson Moffatt	RFr.	0.0	0.5	0.0	2.0
5	F	Jordan Turner	Fr.	—	—	—	—

* - blocks per game

PRONUNCIATIONS

John JAKUS	JAYK-us
Matthew MAYER	MYE-er
DAVION Mitchell	DAY-vee-ahn
OBIM OKEKE	OH-bihm oh-KAY-kay
Jonathan TCHAMWA TCHATCHOUA	CHAWM-wuh CHAT-chew-wuh
MACIO Teague	may-SEE-oh
Mark VITAL	VYE-tuhl

PARTICIPATION

CAREER STARTS

72	MaCio Teague (66 at UNC Asheville)
53	Mark Vital
49	Tristan Clark
40	Freddie Gillespie (23 at Carleton)
27	Jared Butler
7	Devonte Bando
6	Davion Mitchell

CAREER GAMES PLAYED (NCAA)

73	MaCio Teague (67 at UNC Asheville)
73	Mark Vital
63	Freddie Gillespie (31 at Carleton)
53	Tristan Clark
40	Davion Mitchell (34 at Auburn)
40	Devonte Bando
40	Jared Butler
39	Matthew Mayer
37	Flo Thamba
18	Obim Okeke
2	Jackson Moffatt

BAYLOR IN THE RANKINGS

WEEK	W/L	AP	COACHES
Preseason	0-0	16th (523)	18th (228)
Nov. 11	1-1	24th (179)	18th (228)
Nov. 18	2-1	24th (179)	23rd (111)
Nov. 25	5-1	19th (450)	18th (223)
Dec. 2	5-1	18th (466)	16th (269)

QUICK HITS

- Five of Baylor’s 11 active players have used a redshirt year at Baylor, and the Bears have three players currently sitting out as redshirts – **Jordan Turner, Adam Flagler** and **Jonathan Tchamwa Tchatchoua**.
- **Davion Mitchell** took over as Baylor’s starting point guard replacing Makai Mason. Eight of Baylor’s nine starting point guards during the Drew era have earned All-Big recognition (14 of last 15 seasons).
- BU is 42-72 against AP-ranked teams since 2007-08 after going 0-27 in Drew’s first 4 rebuilding seasons.
- Baylor is 12-23 against AP Top 10 teams since March 2012. BU started the Drew era 1-26 vs. top-10.
- Baylor has defeated 7 top-10 teams in the last 3 seasons, including a 6-3 mark vs. top-10 teams in Waco.
- Baylor is 32-4 when leading at halftime over the last 3 seasons since 2017-18.
- Baylor has won 88% of its games when leading at the half since 2011-12 (150-20).
- Baylor has won 20+ games in 10 of the last 12 seasons after recording only three 20-win seasons in the previous 100 years of Baylor Basketball (1946, 1948, 1988).
- The Bears are one of 11 programs to win 18+ games in every year since 2008.
- Baylor is 1 of 14 teams nationally to appear in every postseason since 2012 (6 NCAAs, 2 NITs).
- BU is 93-21 since 2015-16 when leading at any point in the 2nd half of a game (5-1 this season).
- Baylor is 196-94 over the last 9 seasons, averaging 24 wins per season since 2012.
- Baylor’s 196 wins since 2011-12 are second-most in the Big 12 behind only Kansas (242).
- Baylor is 287-141 since 2007-08, the first year Drew’s staff had a full allotment of scholarships.
- Baylor is 5-1 all-time in Big 12/SEC Challenges, the best record of any team in either league.
- Baylor has the nation’s 11th-longest active streak with at least one 3-point FG made in 909 straight games – the last time Baylor failed to make a 3-pointer was more than 29 years ago, on Feb. 21, 1990 vs. Texas Tech (0-8).
- BU has recorded double-digit non-conference wins in 11 of the last 12 seasons (all except 2012-13).
- Baylor has won 6 tournament titles under **Drew** (2007 Paradise Jam, 2011 Las Vegas Classic, 2013 NIT, 2016 Battle 4 Atlantis, 2017 Hall of Fame Classic and 2019 Myrtle Beach Invitational).

ONE OF THE GREATEST REBUILDS IN NCAA HISTORY

- **Scott Drew** became Baylor head coach in 2003, starting of one of the greatest rebuilds in NCAA history.
- Drew is now in his 17th season at Baylor and is the school’s all-time wins leader (321).
- Drew is coaching his 532nd game at Baylor (321-210). His .605 winning percentage is best in BU history among coaches with 40+ games, and he’s the program’s all-time wins leader.
- Baylor has a .671 winning percentage (287-141) since Drew’s first year with no scholarship restrictions in 2007-08 and a .676 winning percentage (196-94) over the last 9 seasons since 2011-12.
- Drew (49) is the youngest of 12 coaches nationally to take his current program to four Sweet 16s since 2010.
- Baylor is playing its 218th game as a ranked team in Drew’s 17 seasons. BU was ranked in 2 of 2,197 games over the program’s first 97 seasons prior to Drew. Since 2008-09, BU has been ranked in 215 of 397 games.
- In Drew’s first 16 seasons at Baylor, 42 players have gone on to professional careers.

PICKED 2ND IN BIG 12 PRESEASON COACHES POLL

- Baylor was picked second in the 2020 Big 12 Preseason Coaches Poll, tying 2013 for the best in program history.
- Baylor (71 points) was projected behind only Kansas (80). Texas Tech (62) was third, followed by Texas (57), West Virginia (45), Oklahoma State (42), Iowa State (30), Oklahoma (29), Kansas State (23) and TCU (11).
- BU was projected to finish 9th last season, but the Bears overcame injuries to four projected starters to finish 4th.

2019-20 BAYLOR BASKETBALL ROSTER

NO.	NAME	POS	HT	WT	CL.-EXP.	HOMETOWN/PREVIOUS SCHOOL
0	Flo Thamba	F	6-10	240	So.-1L	Kinshasa, Democratic Republic of Congo/Mountain Mission School
2	Devonte Bando	G	6-3	185	Sr.-1L	Mississauga, Ontario/Faith Baptist HS (Hutchinson [Kan.] CC)
5	Jordan Turner	G/F	6-7	195	Fr.-HS	Houston, Texas/Sunrise Christian
10	Adam Flagler	G	6-3	180	So.-TR	Duluth, Ga./Duluth HS (Presbyterian)
11	Mark Vital	G/F	6-5	230	RJr.-2L	Lake Charles, La./Advanced Prep International
12	Jared Butler	G	6-3	190	So.-1L	Reserve, La./Riverside Academy
13	Jackson Moffatt	G/F	6-6	210	RFr.-SQ	Magnolia, Texas/Magnolia HS
15	Obim Okeke	G	6-0	225	Sr.-1L	Las Vegas, Nev./Bishop Gorman HS
23	Jonathan Tchamwa Tchatchoua	F	6-8	245	So.-TR	Douala, Cameroon/NBA Global Academy - Australia (UNLV)
24	Matthew Mayer	G/F	6-9	210	So.-1L	Austin, Texas/Westlake HS
25	Tristan Clark	F	6-10	245	Jr.-2L	San Antonio, Texas/Wagner HS
31	MaCio Teague	G	6-3	195	RJr.-SQ	Cincinnati, Ohio/Walnut Hills HS (UNC Asheville)
33	Freddie Gillespie	F	6-9	245	RSr.-1L	St. Paul, Minn./East Ridge HS (Carleton)
45	Davion Mitchell	G	6-2	195	RSo.-SQ	Hinesville, Ga./Liberty County HS (Auburn)

^ - sat out 2016-17 as redshirt * - sat out 2017-18 as redshirt # - sat out 2018-19 as redshirt % - will sit out 2019-20 as transfer

COACHING & SUPPORT STAFF

Head Coach: Scott Drew (Butler, 1993), 17th season at Baylor (18th season as Division I head coach)
Associate Head Coach: Jerome Tang (Charter Oak State, 2007), 17th season at Baylor
Assistant Coach: Alvin Brooks III (Idaho State, 2002), 4th season at Baylor
Assistant Coach: John Jakus (Trinity International, 1999), 3rd season at Baylor
Special Assistant & Director of Player Development: Jared Nuness (Valparaiso, 2001), 10th season at Baylor
Special Assistant to the Head Coach: Bill Peterson (Eckerd, 1979), 3rd season at Baylor
Director of Basketball Operations: Aditya Malhotra (Baylor, 2006), 7th season at Baylor
Director of Video Operations: Ty Beard (Baylor, 2009), 3rd season at Baylor

SERIES HISTORY

- Baylor faces Maryland Eastern Shore for the second time in program history – BU won 97-73 in Waco on Dec. 22, 2004.
- The Bears are 17-0 against current MEAC teams.
- Baylor’s previous win vs. UMES was the 12th win of the Drew era. Aaron Bruce had a game-high 22 points, Tim Bush and Tommy Swanson added 16 points apiece, Patrick Fields had 13 points, and Roscoe Biggers added 11 points.
- The Bears won despite allowing UMES to shoot .510 from the field (26-51) by forcing 28 turnovers.

SUCCESS IN TOURNAMENTS

- Baylor is 36-12 in regular-season tournaments during the Drew era, including tournament titles in 3 of the last 4 years.
- BU is 23-4 in its seven regular-season tournaments since 2013-14, going 3-1, 3-1, 3-1, 4-0, 4-0, 3-1 and 3-0.
- BU advanced to championship games in the 2007 Paradise Jam (won), 2008 76 Classic (lost), 2011 Las Vegas Classic (won), 2013 Maui Invitational (lost), 2014 Las Vegas Invitational (lost), 2016 Battle 4 Atlantis (won), 2017 Hall of Fame Classic (won) and 2019 Myrtle Beach Invitational (won).
- Baylor has won five regular-season tournament titles under Drew – the 2019 Myrtle Beach Invitational, the 2017 Hall of Fame Classic, the 2016 Battle 4 Atlantis, the 2011 Las Vegas Classic and the 2007 Paradise Jam.

MYRTLE BEACH INVITATIONAL CHAMPIONS

- Baylor returns from a 9-day break after winning the Myrtle Beach Invitational Championship. The Bears claimed the tournament title with wins vs. Ohio, at Coastal Carolina and vs. No. 17 Villanova.
- **Jared Butler** earned MVP honors after scoring 10 points in the final 6 minutes of the championship game, and he was joined on the All-Tournament Team by **MaCio Teague**, who led the Bears with 18.7 ppg in the tournament.
- **Davion Mitchell** averaged 12.3 points in the tournament after entering with a career single-game high of 10 points.
- BU overcame an early 7-point deficit on its way to a 76-53 win over Ohio in the quarterfinals, led by Butler’s 19 points.
- The Bears trailed by 8 points with 15 minutes left at Coastal Carolina, but rallied to win 77-65 in the semifinals.
- The championship game vs. No. 17 Villanova featured 18 lead changes, but Baylor closed the game on a 23-12 run over the final 6 minutes to claim an 87-78 win. The Bears made 6-of-9 3-pointers in the 2nd half.

RANKED 18TH IN LATEST AP TOP 25

- Baylor climbed to No. 18 in the latest AP Top 25 released on Monday. It’s the Bears’ 5th straight week ranked.
- Baylor was ranked No. 16 in the preseason AP Top 25 poll, which tied the 2nd-highest preseason ranking in BU history.
- BU has been in the preseason AP Top 25 in 7 of 10 seasons since the program’s first preseason ranking in 2010-11.
- Tuesday is Baylor’s 217th game as a ranked team, with 215 of those coming in the last 13 seasons.
- Baylor’s highest preseason ranking was No. 12 in 2011-12. The Bears were No. 16 in 2010-11 and 2019-20, No. 19 in 2012-13, No. 22 in 2015-16, No. 24 in 2017-18 and No. 25 in 2013-14.

SUCCESS ACROSS BAYLOR ATHLETICS DEPARTMENT

- Baylor is the nation’s only school with top-25 ranked teams in football, men’s and women’s basketball and volleyball.
- The BU Volleyball team is ranked No. 1 and earned the NCAA Tournament No. 1 overall seed. They are now 25-1 and host the NCAA first/second rounds this weekend. Baylor Volleyball has lost only 11 sets all season (75 sets won, 11 lost).
- Baylor Football is No. 8 nationally at 11-1. The Bears face No. 6 Oklahoma in the Big 12 Championship on Saturday.
- Baylor Men’s Basketball is ranked No. 18 nationally at 5-1 with its lone loss by 3 points to current No. 22 Washington.
- Baylor Women’s Basketball is ranked No. 2 nationally at 7-1 with its lone loss against No. 5 South Carolina.

CHRISTMAS AT THE FERRELL

- Saturday’s game against No. 12 Arizona is Baylor’s celebration of Christmas at the Ferrell.
- As a gift to the local community, Baylor is offering free admission on the day of the game. Tickets can be claimed at the Ferrell Center ticket office starting at 9 a.m.
- The Big 12 Football Championship between Baylor and Oklahoma will be shown on the videoboard at halftime, and fans are invited to a football watch party in the Stone Room immediately following the basketball game.

IMPRESSIVE NON-CONFERENCE NUMBERS AT HOME

- Baylor is 61-4 in its last 65 non-conference home games dating back to Dec. 12, 2012.
- Baylor is 39-7 in home games against unranked opponents since 2016-17.
- Baylor is 126-16 in non-conference home games in the **Drew era**, including 100-8 since 2007-08.

NON-CONFERENCE HIGHLIGHTS

- BU went 10-5 in non-conference last season, with marquee wins at Arizona, vs. Oregon, vs. Alabama and vs. Syracuse.
- BU held Oregon to 47 points on Dec. 15, the Ducks’ fewest in a game since scoring 46 vs. Cal on Feb. 21, 2013.
- BU won 58-49 at Arizona on Dec. 1, becoming the first team to hold UA below 50 points since Feb. 26, 2011.
- The win at Arizona snapped the Wildcats 52-game non-conference home winning streak.
- Baylor is now 11-5 vs. the Pac-12 in the Drew era, 10-1 against the Big East during the Drew era and 10-5 against SEC teams since 2012-13.
- Baylor is 40-11 in games against non-Big 12 teams over the last 4 seasons, including home wins against No. 4 Oregon, No. 7 Xavier, Oregon and Alabama, neutral site wins vs. No. 10 Louisville, vs. No. 17 Villanova, vs. No. 24 Michigan State, vs. VCU, vs. USC, vs. Wisconsin, vs. Creighton and vs. Syracuse and road wins at Arizona and Ole Miss.



SCOTT DREW
HEAD COACH
17TH SEASON AT BAYLOR

THE DREW FILE

PERSONAL

Birthdate: Oct. 23, 1970
Birthplace: Kansas City, Mo.
Family: Wife, Kelly; daughter Mackenzie, sons Peyton and Brody

EDUCATION

College: Butler, 1993; Valparaiso, 1994 (Master’s)

COACHING EXPERIENCE

1993-01 Valparaiso (assistant coach)
2001-02 Valparaiso (associate head coach)
2002-03 Valparaiso (head coach)
2003-pres. Baylor (head coach)

THE DREW WORKSHEET

YEAR	SCHOOL	OVERALL	CONF.
2002-03	Valparaiso	20-11	12-2
2003-04	Baylor	8-21	3-13
2004-05	Baylor	9-19	1-15
2005-06‡	Baylor	4-13	4-12
2006-07	Baylor	15-16	4-12
2007-08	Baylor ¹	21-11	9-7
2008-09	Baylor ²	24-15	5-11
2009-10	Baylor ¹	28-8	11-5
2010-11	Baylor	18-13	7-9
2011-12	Baylor ¹	30-8	12-6
2012-13*	Baylor ²	23-14	9-9
2013-14	Baylor ¹	26-12	9-9
2014-15	Baylor ¹	24-10	11-7
2015-16	Baylor ¹	22-12	10-8
2016-17	Baylor ¹	27-8	12-6
2017-18	Baylor ²	19-15	8-10
2018-19	Baylor ¹	20-14	10-8
2019-20	Baylor	5-1	0-0
TOTAL	18th season	341-221	135-149
BAYLOR	17th season	321-210	123-147

‡ Baylor played no non-conference schedule due to NCAA sanctions.
* Two of Baylor’s wins were credited to interim head coach Jerome Tang.
¹ NCAA Tournament Appearances | ² NIT Appearances

DREW VS. 2019-20 OPPONENTS

OPPONENT	CAREER
Arizona	1-0
Butler	0-0
Central Arkansas	2-0
Coastal Carolina	1-0
Florida	0-1
Iowa State.....	14-13
Jackson State	8-0
Kansas	4-24
Kansas State	11-16
Maryland-Eastern Shore.....	1-0
Ohio.....	1-0
Oklahoma	12-22
Oklahoma State.....	17-16
Texas	16-21
TCU.....	12-3
Texas State.....	2-0
Texas Tech.....	18-13
UT-Martin.....	0-0
Villanova.....	1-0
Washington.....	0-1
West Virginia	10-7
CAREER W-L TOTAL	341-221

MISCELLANEOUS STATISTICS

Current Streak.....	Won 4
Current Home Streak.....	Won 2
Current Road/Neutral Streak.....	Won 3
Last Win.....	Nov. 24 vs. #17 Villanova (87-78)
Last Home Win.....	Nov. 15 vs. Texas State (72-63)
Last Away Win.....	Nov. 24 vs. #17 Villanova (87-78)
Last Loss.....	Nov. 8 vs. Washington (64-67)
Last Home Loss.....	March 6 vs. Oklahoma State (64-67)
Last Away Loss.....	Nov. 8 vs. Washington (64-67)

2019-20 RECORD BY STARTING LINEUP

Mitchell (g), Butler (g), Teague (g), Clark (f), Gillespie (f).....	4-1
Mitchell (g), Butler (g), Teague (g), Vital (f), Gillespie (f).....	1-0

RECORD WHEN...

	2019-20		DREW
	ALL	B12	ERA
Leading or tied at halftime	3-1	0-0	257-47
Trailing at halftime	2-0	0-0	66-163
Shoot 50 percent or higher	2-0	0-0	151-12
Shoot lower than 50 percent	3-1	0-0	172-198
Shoot higher pct than opponent	3-0	0-0	280-29
Shoot lower percentage than opp	2-1	0-0	43-181
Opp. shoot lower than 50 percent	3-1	0-0	304-113
Opp. shoot 50 percent or higher	2-0	0-0	19-97
Score fewer than 60 points	0-0	0-0	12-50
Score 60-plus points	5-1	0-0	311-160
Score 70-plus points	5-0	0-0	273-68
Score 80-plus points	2-0	0-0	137-12
Score 90-plus points	1-0	0-0	58-3
Score 100-plus points	1-0	0-0	21-0
Opp. score fewer than 50 points	0-0	0-0	33-1
Opp. score fewer than 60 points	1-0	0-0	116-9
Opp. score fewer than 70 points	4-1	0-0	227-54
Opp. score fewer than 80 points	5-1	0-0	304-141
Opp. score 80-plus points	0-0	0-0	19-69
Opp. score 90-plus points	0-0	0-0	3-19
More rebounds than opponent	3-0	0-0	247-79
Equal/fewer rebounds than opp.	2-1	0-0	76-131
40+ rebounds	2-0	0-0	127-32
Fewer than 40 rebounds	3-1	0-0	196-178
Fewer turnovers than opp.	5-1	0-0	162-67
Equal/more turnovers than opp.	0-0	0-0	161-143
Games decided by 5 or fewer pts	0-1	0-0	67-61
OT games	0-0	0-0	19-5
Games as AP ranked team	5-1	0-0	153-64
Games vs. AP ranked opponents	1-0	0-0	42-99
Games following a loss	2-0	0-0	108-96
Games following a win	3-1	0-0	214-114
More points in paint than opp.	5-0	0-0	229-85
Equal/fewer pts in paint than opp.	0-1	0-0	94-125
More points off TO than opp.	5-1	0-0	195-71
Equal/fewer pts off TO than opp.	0-0	0-0	128-139
More bench points than opp.	3-1	0-0	188-106
Equal/fewer bench points than opp.	2-0	0-0	135-104
More 2nd-chance points than opp.	3-0	0-0	186-109
Equal/fewer 2nd-ch. pts than opp.	2-1	0-0	137-101
Playing in November	5-1	0-0	77-15
Playing in December	0-0	0-0	73-19
Playing in January	0-0	0-0	68-63
Playing in February	0-0	0-0	60-68
Playing in March	0-0	0-0	43-44
Playing in April	0-0	0-0	2-1

TWENTY-FOUR WINS VS. RANKED TEAMS IN LAST FIVE SEASONS

- Baylor has gone 24-32 against ranked teams since the start of the 2014-15 season (1-0 this season).
- BU is 42-72 against AP-ranked teams since 2007-08 after going 0-27 in Drew's first four rebuilding seasons.
- Baylor has won multiple games vs. AP Top 25 teams in each of the last 12 seasons entering 2019-20. The Bears have defeated at least five ranked teams in four of the last six seasons dating back to 2013-14.

A WIN WOULD ...

- Extend Baylor's winning streak to 5 games, its longest in non-conference play since two 5-game streaks in 2017-18.
- Improve Baylor's record against UMES to 2-0 and its record against current MEAC teams to 18-0.
- Move Baylor to 42-11 in games against non-Big 12 teams since 2016-17.
- Be Drew's 322nd win at Baylor and improve Baylor's record to 288-141 since 2007-08.
- Make Baylor 151-34 in November/December games under Drew, including 74-19 in December games.

PROGRAM HIGHLIGHTS

- Drew is in his 17th season at Baylor and is the school's all-time wins leader (321).
- Baylor has had a nation-leading four players selected in the NBA Draft since 2010 who weren't ranked in the ESPN100 out of high school — Quincy Acy, Ekpe Udoh, Pierre Jackson and Taurean Prince.
- Drew has graduated 49 players during his Baylor tenure, averaging more than 3 graduates per season.
- The Bears have advanced to postseason play in a school-record eight straight seasons (6 NCAA, 2 NIT).
- Baylor is 23-4 in regular-season tournaments since 2013-14, including 4 regular-season tournament titles.
- Drew has won 20+ games in 10 of the last 12 years — the Bears had 3 seasons of 20+ wins prior to his arrival.

FIVE NCAA TOURNAMENT APPEARANCES IN LAST SIX SEASONS

- Baylor appeared in the NCAA Tournament for the fifth time in the last six seasons in 2019.
- BU is 1 of 22 teams (1 of 15 in Power-5) to appear in five NCAA Tournaments since 2014, joining Arizona, Cincinnati, Duke, Gonzaga, Iowa State, Kansas, Kentucky, Michigan, Michigan State, New Mexico State, North Carolina, Oklahoma, Oregon, Providence, Purdue, VCU, Villanova, Virginia, Wichita State, Wisconsin and Xavier.

EIGHT CONSECUTIVE POSTSEASON BERTHS

- Baylor is on a school-record streak of eight consecutive postseason berths, surpassing the total number of postseason berths in the program's 97 seasons prior to the **Scott Drew** era.
- Baylor is 1 of 14 teams to appear in every postseason since 2012, joining Cincinnati, Duke, Gonzaga, Iowa, Kansas, Kentucky, Michigan State, New Mexico State, North Carolina, Oregon, Saint Mary's, Virginia and Wichita State.
- BU earned NCAA Tournament bids in 2012, 2014, 2015, 2016, 2017 and 2019 and NIT bids in 2013 and 2018.
- Baylor has made postseason appearances in 11 of 12 seasons since 2008. Prior to that, Baylor's only postseason berths were in 1946 (NCAA), 1948 (NCAA), 1950 (NCAA), 1987 (NIT), 1988 (NCAA), 1990 (NIT) and 2001 (NIT).
- Baylor is 21-10 in postseason national tournaments during the Drew era after going 3-9 prior to Drew's arrival.

GILLESPIE GROWING INTO STARTING ROLE

- **Freddie Gillespie** has started 15 of the last 18 games since entering the starting lineup on Feb. 9, 2019 vs. K-State.
- Gillespie did not play in 8 of 9 games immediately preceding Tristan Clark's injury last year, but he joined the rotation for the first game without Clark on Jan. 12, and he became a starter 8 games later (started 9 of final 12 games).
- Gillespie has posted double-doubles in 3 of 6 games this season after doing so in 1 of 26 games played last year.
- Gillespie is tied for 2nd in the Big 12 with 3 double-doubles. He leads the league in offensive rebounding (4.2), ranks 5th in blocks (1.5), 6th in rebounding (7.8), 8th in steals (1.8) and 13th in FT% (.727).

BUTLER TAKING OVER

- **Jared Butler** has led Baylor in scoring in 5 of 6 games this season after doing so in 6 of 34 games last year.
- Butler had 30 points in the season-opener vs. UCA, the 2nd-most of his career (31 at Kansas on March 9, 2019).
- Butler leads the Big 12 in 3-point percentage (.525), free throw percentage (17-17), and 3-pointers per game (3.5), ranks 2nd in scoring (19.3), 3rd in field goal percentage (.534), 5th in steals (2.0) and 11th in assists (3.5).
- Butler has scored at least 12 points in all 6 games this season, a career-long streak.
- Butler was named Myrtle Beach Invitational MVP and picked up Big 12 Player of the Week honors on Nov. 25.

TEAGUE CONTINUING STREAKS

- **MaCio Teague** has played in 73 consecutive games and made 69 consecutive starts during 3 collegiate seasons (2016-17 & 2017-18 at UNC Asheville, 2019-20 at Baylor). He has started all but one game (Nov. 20, 2016).
- Teague has made at least one 3-pointer in 31 consecutive games, including 26 of 31 games with multiple 3FGs.
- Teague ranks 7th in the Big 12 in scoring (15.7), 3rd in 3-pointers made (2.8/gm), 3rd in 3-point percentage (.436), 4th in free throw percentage (.882) and 11th in minutes (31.4).
- Teague led the Bears with 18.7 points per game at the Myrtle Beach Invitational, earning All-Tournament honors.

BREAKTHROUGH IN BIG 12

- BU is 113-94 in Big 12 play in 12 seasons since 2008 after going 45-131 in the league's first 11 seasons.
- BU is 99-77 in Big 12 play in 10 seasons since 2010 after going 59-149 in the league's first 13 seasons.
- Baylor is 34-38 in Big 12 road games since 2012, second-best in the league behind only Kansas (44-24).
- BU has recorded double-digit Big 12 wins in 4 of the last 5 and 6 of the last 10 seasons.
- BU has won 8+ Big 12 games in 8 straight seasons after winning 8+ just 3 times in the league's first 15 years.

SECOND-MOST WINS AMONG BIG 12 TEAMS SINCE 2011-12

- Baylor's 196-94 record since 2011-12 trails only Kansas (242-61) among Big 12 teams (thru 12/1/19).
- Iowa State (187-96) is 3rd, Kansas State (176-102) is 4th, West Virginia (176-109) is 5th, Oklahoma (167-106) is 6th, Texas (157-124) is 7th, Oklahoma State (150-122) is 8th, Texas Tech (146-126) is 9th and TCU (141-136) is 10th.
- Baylor has averaged 24 wins per season over the last seven seasons since 2011-12.

PROTECTING HALFTIME LEADS

- Baylor is 35-4 in its last 39 games when leading at the half, including 15-3 last season and 15-0 in 2017-18.
- Baylor has won 88% of its games (150-20) when leading at the half since 2011-12 (2-1 in 2019-20, 15-3 in 2018-19, 15-0 in 2017-18, 18-3 in 2016-17, 18-2 in 2015-16, 21-7 in 2014-15, 18-2 in 2013-14, 17-1 in 2012-13 and 26-1 in 2011-12).
- BU has won 38% of games in which its been tied or trailing at the half since 2011-12, going 46-74 in those.

NOVEMBER AND DECEMBER SUCCESS

- Baylor has posted a combined 150-34 record in November and December games during the Drew era, including a 68-12 mark in November and December games since 2013.
- The Bears are 77-15 in November games and 73-19 in December contests.
- BU is 37-7 in November games since 2013, with the only losses to No. 8 Syracuse (2013), vs. Illinois (2014) in Las Vegas, at No. 25 Oregon (2015), at No. 21 Xavier (2017), vs. Texas Southern (2018), vs. Ole Miss (2018) in Florida and vs. Washington (2019) in Alaska.
- BU is 31-5 in December games since 2013, with losses at No. 24 Texas A&M (2015), vs. No. 8 Wichita State (2017), at No. 22 Texas Tech (2017), at Wichita State (2018) and vs. SFA (2018).

POINT GUARDS THRIVE IN DREW'S SYSTEM

- Eight of Baylor's nine starting point guards during the **Scott Drew** era have earned All-Big 12 recognition.
- Baylor's starting point guard has earned All-Big 12 recognition in 14 of 15 seasons since 2004-05.
- Makai Mason (2019), Manu Lecomte (2017, 2018), Lester Medford (2016), Kenny Chery (2014, 2015), Pierre Jackson (2012, 2013), Tweety Carter (2010), Curtis Jerrells (2007, 2008, 2009) and Aaron Bruce (2005, 2006, 2007) have earned All-Big 12 recognition.

DOUBLE-DIGIT NON-CONFERENCE WINS IN 11 OF LAST 13 YEARS

- Baylor has begun Big 12 play with double-digit wins in 5 of the last 6 seasons and 11 times in the last 13 years.
- All told, Baylor has gone 145-26 prior to Big 12 play over the last 14 seasons dating back to 2006-07, including a 9-9 record against AP Top 25 teams.
- BU entered Big 12 play 8-4 in 2018-19, 10-2 in 2017-18, 12-0 in 2016-17, 10-2 in 2015-16, 11-1 in 2014-15, 12-1 in 2013-14, 8-4 in 2012-13, 13-0 in 2011-12, 10-3 in 2010-11, 12-1 in 2009-10, 12-2 in 2008-09, 12-2 in 2007-08 and 10-3 in 2006-07. The Bears are 5-1 in non-conference this season.

GRADUATING 91 PERCENT OF SENIORS

- Since **Scott Drew** took over the Baylor Basketball program in 2003, 32 of 35 scholarship players who have played their fourth years of collegiate eligibility under Drew have graduated from Baylor.
- Players recruited by Drew to graduate at Baylor: Tim Bush, Patrick Fields, Aaron Bruce, Mamadou Diene, Delbert Simpson, Curtis Jerrells, Henry Dugat, Kevin Rogers, Tweety Carter, Josh Lomers, Ekpe Udoh, Fred Ellis, Quincy Acy, Anthony Jones, J'mison Morgan, A.J. Walton, Cory Jefferson, Brady Heslip, Gary Franklin, Kenny Chery, Royce O'Neale, Lester Medford, Rico Gathers, Taurean Prince, Al Freeman, Johnathan Motley, Ishmail Wainright, Manu Lecomte, Jo Lual-Acuil Jr., Nuni Omot, Jake Lindsey and King McClure.

PLAYER DEVELOPMENT — FROM UNRANKED TO NBA DRAFT PICKS

- Baylor has had a nation-leading four players selected in the NBA Draft since 2010 who weren't ranked in the ESPN100 out of high school.
- The only other schools with three such players were Colorado, Marquette, Missouri, New Mexico and Connecticut.
- Baylor developed **Quincy Acy**, **Ekpe Udoh**, **Pierre Jackson** and **Taurean Prince** into NBA Draft picks after joining the program as unranked recruits.

HISTORY OF DEVELOPMENT WITH REDSHIRTS

- Baylor has a track record of success when players redshirt under Scott Drew. **Ekpe Udoh**, **Johnathan Motley**, **Cory Jefferson**, **Brady Heslip**, **Jo Lual-Acuil Jr.** and **Manu Lecomte** have all gone on to professional careers after redshirting.
- **Mark Vital**, **Freddie Gillespie**, **MaCio Teague** and **Davion Mitchell** have all redshirted while at Baylor.
- **Adam Flagler** and **Jonathan Tchamwa Tchatchoua** are both redshirting this season while sitting out to satisfy NCAA transfer rules, while freshman **Jordan Turner** has elected to redshirt.

DOUBLE-FIGURE GAMES

POINTS	19-20	CAREER
Jared Butler	6	23
MaCio Teague	5	59 (54 at UNC Asheville)
Freddie Gillespie	4	22 (14 at Carleton)
Mark Vital	2	20
Devonte Bando	2	14
Davion Mitchell	2	4 (2 at Auburn)
Tristan Clark	1	22
Matthew Mayer	1	6

REBOUNDS	19-20	CAREER
Freddie Gillespie	3	14 (9 at Carleton)
MaCio Teague	1	4 (3 at UNC Asheville)
Mark Vital	—	9
Tristan Clark	—	3

DOUBLE-DOUBLES	19-20	CAREER
Freddie Gillespie	3	8 (4 at Carleton)
MaCio Teague	1	4 (3 at UNC Asheville)
Mark Vital	—	2
Tristan Clark	—	3

20+ POINTS	19-20	CAREER
Jared Butler	2	4
MaCio Teague	1	21 (20 at UNC Asheville)
Tristan Clark	—	2
Devonte Bando	—	2
Freddie Gillespie	—	1 (1 at Carleton)

30+ POINTS	19-20	CAREER
Jared Butler	1	2
MaCio Teague	—	2 (2 at UNC Asheville)

ACTIVE STREAKS**CONSECUTIVE STARTS**

69	MaCio Teague (63 at UNC Asheville)
36	Adam Flagler (36 at Presbyterian)
25	Jared Butler
6	Freddie Gillespie, Davion Mitchell
3	Tristan Clark

CONSECUTIVE GAMES PLAYED

73	MaCio Teague (67 at UNC Asheville)
65	Mark Vital
40	Devonte Bando, Jared Butler
36	Adam Flagler (36 at Presbyterian)
31	Jonathan Tchamwa Tchatchoua (31 at UNLV)
26	Freddie Gillespie
10	Matthew Mayer
6	MaCio Teague, Davion Mitchell

CONSECUTIVE GAMES WITH 3-POINTER

36	Adam Flagler (36 at Presbyterian)
31	MaCio Teague (25 at UNC Asheville)
8	Jared Butler
2	Devonte Bando, Matthew Mayer, Davion Mitchell

CONSECUTIVE GAMES WITH 10+ POINTS

8	Jared Butler
4	Adam Flagler (4 at Presbyterian)
4	MaCio Teague
2	Davion Mitchell
1	Tristan Clark, Matthew Mayer

2019-20 SEASON HONORS

JARED BUTLER

Myrtle Beach Invitational MVP
Big 12 Player of the Week (Nov. 25)

TRISTAN CLARK

Preseason All-Big 12 Team
Naismith Trophy Preseason Watch List
Karl Malone Award Watch List

MACIO TEAGUE

Myrtle Beach Invitational All-Tournament Team

LARGEST LEADS & DEFICITS

	W/L	HALFTIME SCORE	HALFTIME MARGIN	LARGEST LEAD	LARGEST DEFICIT
Central Ark.	W	105-61	+21 (53-32)	+44	—
vs. Washington	L	64-67	+7 (31-24)	+13	-3
Texas State	W	72-63	— (30-30)	+18	-2
vs. Ohio	W	76-53	+13 (36-23)	+24	-7
at CCU	W	77-65	-2 (37-39)	+15	-9
vs. Villanova	W	87-78	-3 (38-41)	+9	-6

GAME TRENDS

	W/L	SCORE	TIME LEADING	TIME TRAILING	TIME TIED
Central Ark.	W	105-61	39:35	—	0:25
vs. Washington	L	64-67	36:27	1:42	1:51
Texas State	W	72-63	33:01	1:57	5:02
vs. Ohio	W	76-53	29:44	5:43	4:33
at CCU	W	77-65	19:07	17:11	3:42
vs. Villanova	W	87-78	20:22	14:22	5:16
TOTAL			178:16	40:55	20:49

SPECIALTY STATISTICS

[PP - Paint; POT - Turnovers; 2nd - Second chance; BP - Bench]

	[BAYLOR-OPPONENT]			
OPPONENT	PP	POT	2ND	BP
Central Arkansas	40-26	21-13	21-6	33-8
vs. Washington	14-30	17-12	2-4	17-3
Texas State	32-22	21-17	10-7	16-27
vs. Ohio	34-20	22-9	17-13	13-10
at Coastal Carolina	30-24	19-8	4-10	23-19
vs. Villanova	36-34	13-4	11-11	18-18
BAYLOR TOTAL	186	113	65	120
Baylor Average	31.2	18.8	10.8	20.0
OPP TOTAL	180	71	51	85
Opp Average	30.0	11.8	8.5	14.2

GAME-BY-GAME STARTERS

	1	2	3	4	5
Central Ark.	Mitchell	Butler	Teague	Clark	Gillespie
vs. Washington	Mitchell	Butler	Teague	Clark	Gillespie
Texas State	Mitchell	Butler	Teague	Vital	Gillespie
vs. Ohio	Mitchell	Butler	Teague	Clark	Gillespie
at CCU	Mitchell	Butler	Teague	Clark	Gillespie
vs. Villanova	Mitchell	Butler	Teague	Clark	Gillespie

42 PRO PLAYERS IN DREW ERA

- In Scott Drew’s 16 years at Baylor, 42 of his players have gone on to professional careers.
- Five of Drew’s players were in the NBA last season, and they all graduated from Baylor – Quincy Acy (Suns), Johnathan Motley (Clippers), Royce O’Neale (Jazz), Taurean Prince (Hawks) and Ekpe Udoh (Jazz).
- A complete list of pro players from the Drew era is on page 159 of the 2019-20 men’s basketball media almanac.

CONSISTENTLY AMONG NATION’S BEST OFFENSES

- Baylor’s offense has consistently ranked among the nation’s best over the last 12 seasons under Scott Drew.
- The Bears have finished 10 of the past 12 seasons among the top 25 nationally in KenPom’s adjusted offensive efficiency, joining Duke as the only programs to make that claim.
- BU finished No. 20 in 2018-19, No. 62 in 2017-18, No. 23 in 2016-17, No. 13 in 2015-16, No. 18 in 2014-15, No. 9 in 2013-14, No. 14 in 2012-13, No. 8 in 2011-12, No. 102 in 2010-11, No. 3 in 2009-10, No. 11 in 2008-09 and No. 11 in 2007-08.

OFFENSIVE REBOUNDING BECOMING A BAYLOR STAPLE

- Baylor has ranked top-10 nationally in offensive rebounding percentage in every season since 2013-14, including five times ranked in the nation’s top-4. The Bears only cracked the top-20 once in Drew’s first 10 years.
- Baylor’s 6-year streak is the nation’s best, and West Virginia (5 years) is the only other team with a 3+ year streak.
- Baylor ranked No. 2 nationally in 2018-19, No. 9 in 2017-18, No. 3 in 2016-17, No. 4 in 2015-16, No. 1 in 2014-15 and No. 3 in 2013-14. Prior to that 6-year top-10 streak, BU’s best rank was No. 16 in 2011-12.

BAYLOR BASKETBALL ON THE RADIO

- Baylor basketball is aired live via the Baylor Sports Network from Learfield IMG College on ESPN Central Texas and flagship station 1660AM ESPN Radio (KRZI) in Waco and worldwide on Sirius/XM Radio.
- Games are broadcast by the “Voice of the Bears” John Morris and former Baylor basketball standout Pat Nunley.
- Morris is in his 36th year doing Baylor broadcasts, while Nunley is in his 39th season as color analyst.
- Dave Rosselli enters his 3rd season filling in when Morris slides over to the TV broadcast.
- All of Baylor’s games can be heard live on the Internet at www.BaylorBears.com and via the TuneIn App.

SCOTT DREW COACHING TREE

- Three current Division I head coaches took their first DI head coaching jobs after stints on Scott Drew’s BU staff.
- Matthew Driscoll is in his 11th season as head coach at North Florida after six seasons as a Baylor assistant.
- Grant McCasland is in his third season as head coach at North Texas. He spent five years as a Baylor assistant before taking over as Arkansas State head coach for one season in 2016-17.
- Paul Mills is in his third season as head coach at Oral Roberts. He was a member of Drew’s original Baylor staff in 2003-04 and spent 14 years with Drew, the final eight as an assistant coach.

ENTIRE STAFF RETURNS

- Scott Drew’s entire coaching staff returns for the 2019-20 season.
- Jerome Tang is in his third season as associate head coach and has been on Drew’s staff all 17 seasons at Baylor.
- Assistant coaches Alvin Brooks III (fourth season) and John Jakus (third season) also return to the bench.
- Special assistant & director of player development Jared Nuness is back for his 10th season, while director of basketball operations Aditya Malhotra returns for his 7th season. Special assistant to the head coach Bill Peterson and director of video operations Ty Beard are both back for their third seasons.

UP NEXT

- The Bears continue their 3-game homestand by hosting Arizona on Dec. 7 for Christmas at the Ferrell.
- Following the Arizona game, Baylor welcomes Butler for the inaugural Big East/Big 12 Battle on Dec. 10.
- BU then heads to Houston for a neutral-site game against UT-Martin on Dec. 18 at Toyota Center, before returning home to cap non-conference play against Jackson State on Dec. 30.



2 – DEVONTE BANDO

G • 6-3 • 185 • SR. • 1L
 MISSISSAUGA, ONTARIO (HUTCHINSON CC)

SEASON HIGHS

Points: – 15 vs. Central Arkansas (11/5/19)
FG: – 6 vs. Central Arkansas (11/5/19)
FGA: – 10 vs. Central Arkansas (11/5/19)
3FG: – 3 vs. Central Arkansas (11/5/19)
3FGA: – 5 vs. Washington (11/8/19)
FT: – 2 vs. Texas State (11/15/19)
FTA: – 2 vs. Texas State (11/15/19); vs. Villanova (11/24/19)
Rebounds: – 7 vs. Central Arkansas (11/5/19)
Assists: – 3 vs. Central Arkansas (11/5/19); vs. Washington (11/8/19)
Turnovers: – 3 vs. Central Arkansas (11/5/19)
Blocks: – 1 vs. Texas State (11/15/19)
Steals: – 1 vs. Central Arkansas (11/5/19); at CCU (11/22/19)
Minutes Played: – 28 vs. Texas State (11/15/19)

CAREER HIGHS

Points: – 25 vs. Southern (11/10/18)
FG: – 7 vs. Southern (11/10/18); vs. West Virginia (2/23/19)
FGA: – 14 vs. West Virginia (2/23/19)
3FG: – 5 vs. Oklahoma (2/11/19)
3FGA: – 10 vs. West Virginia (2/23/19)
FT: – 7 vs. Southern (11/10/18)
FTA: – 7 vs. Southern (11/10/18)
Rebounds: – 7 vs. Central Arkansas (11/5/19)
Assists: – 4 vs. New Orleans (12/29/18); at West Virginia (1/21/19)
Turnovers: – 4 at Texas Tech (2/16/19)
Blocks: – 1, three times
Steals: – 3 vs. Southern (11/10/18)
Minutes Played: – 37 vs. Prairie View A&M (11/12/18)

MISCELLANEOUS

	19-20	CAREER	BU RECORD
Double-Figure Points:	2	14	10-4
20+ Points:	–	2	2-0
5+ Assists:	–	–	–
Led team in Points:	–	3	2-1
Led team in Rebounds:	–	2	1-1
Led team in Assists:	–	2	1-1
Led team in Blocks:	–	1	1-0
Led team in Bench Points:	3	16	10-6

BANDOO NOTEBOOK


- Canadian JuCo transfer guard, played two seasons at Hutchinson (Kan.) Community College before joining BU in summer 2018
- Played in all 37 games since joining Baylor program, including 7 starts; has scored in double-figures 14 times
- Scored 15 points and added career-high 7 rebounds and 3 assists in 26 minutes off bench in season-opener vs. UCA (11/5/19)
- Finished 6th in Big 12 with .395 3-point pct. in 2018-19; improved to .440 3FG% in Big 12 play, which ranked 4th in league
- Made at least one 3-pointer in 18 of last 21 games (40%; 37-of-92) and in 16 of 18 career Big 12 games (44%; 37-of-84)
- Scored 14 pts in 7-minute span as BU came from 17 down with 9 min left to beat Texas (2/27/19); game-tying 3FG with 2:01 left
- Posted 22 points, added 4 rebounds and 2 assists in 33 minutes off bench to lead Bears to win vs. West Virginia (2/23/19)
- Led team with 19 points in 29 minutes off bench vs. OU (2/11/19); went 5-of-7 from 3-pt range, including late go-ahead trey
- Made first start at Baylor and had game-highs in points (25), rebounds (6), steals (3) and minutes (34) vs. Southern (11/10/18)
- Scored 1,072 points over 72 games during JuCo career, averaging 14.9 points in 27.1 minutes per game
- Hutchinson went 63-9 in games Bando played; scored in double-figures in 60 of 72 games, including 11 games with 20+ points
- Started 35 games as sophomore at Hutch, averaging 16.6 points, 5.8 rebounds and 2.9 assists in 32.1 minutes per game
- Helped Hutchinson win 2017 NJCAA Division I national title, scoring team-high 22 points in championship game

2019-20 GAME-BY-GAME

OPPONENT	DATE	GS	MIN	FG	3FG	FT	OR-DR-TR	PF	A	T	B	S	PTS
Central Arkansas	11/5	26	6-10	3-4	0-0	1-6-7	2	3	3	0	1	15	
vs. Washington	11/8	23	3-7	2-5	1-1	0-3-3	0	3	2	0	0	9	
Texas State	11/15	28	4-8	1-4	2-2	2-4-6	2	0	2	1	0	11	
vs. Ohio	11/21	20	2-9	0-3	0-0	0-3-3	1	1	0	0	0	4	
at Coastal Carolina	11/22	27	3-6	1-4	0-0	1-3-4	0	2	2	0	1	7	
vs. #17 Villanova	11/24	24	2-4	1-1	1-2	1-1-2	0	0	0	0	0	6	
Maryland-Eastern Shore	12/3												
Arizona	12/7												
Butler	12/10												
vs. UT Martin	12/18												
Jackson State	12/30												
Texas	1/4												
at Texas Tech	1/7												
at Kansas	1/11												
Iowa State	1/15												
at Oklahoma State	1/18												
Oklahoma	1/20												
at Florida	1/25												
at Iowa State	1/29												
TCU	2/1												
at Kansas State	2/3												
Oklahoma State	2/8												
at Texas	2/10												
West Virginia	2/15												
at Oklahoma	2/18												
Kansas	2/22												
Kansas State	2/25												
at TCU	2/29												
Texas Tech	3/2												
at West Virginia	3/7												

BANDOO'S CAREER STATS

YEAR	GP-GS	MIN-AVG	FG-A	PCT	3FG-A	PCT	FT-A	PCT	OFF-DEF-TOT	AVG	PF-D	A	TO	B	S	TP	AVG
2018-19 (JR.)	34-7	717-21.1	98-218	.450	51-129	.395	39-43	.907	16-59-75	2.2	38-0	46	40	2	19	286	8.4
2019-20 (SR.)	6-0	148-24.7	20-44	.455	8-21	.381	4-5	.800	5-20-25	4.2	5-0	9	9	1	2	52	8.7
CAREER	40-7	865-21.6	118-262	.450	59-150	.393	43-48	.896	21-79-100	2.5	43-0	55	49	3	21	338	8.5



12 — JARED BUTLER

G • 6-3 • 190 • SO. • 1L

RESERVE, LA. (RIVERSIDE ACADEMY)

SEASON HIGHS

Points: — 30 vs. Central Arkansas (11/5/19)
FG: — 10 vs. Central Arkansas (11/5/19)
FGA: — 17 vs. Villanova (11/24/19)
3FG: — 8 vs. Central Arkansas (11/5/19)
3FGA: — 12 vs. Central Arkansas (11/5/19)
FT: — 6 vs. Ohio (11/21/19)
FTA: — 6 vs. Ohio (11/21/19)
Rebounds: — 4 vs. Central Arkansas (11/5/19); vs. Ohio (11/21/19)
Assists: — 5 vs. Central Arkansas (11/5/19); vs. Ohio (11/21/19)
Turnovers: — 4 vs. Washington (11/8/19); vs. Ohio (11/21/19)
Blocks: — 1 vs. Villanova (11/24/19)
Steals: — 5 vs. Ohio (11/21/19)
Minutes Played: — 35 vs. Washington (11/8/19)

CAREER HIGHS

Points: — 31 at Kansas (3/9/19)
FG: — 10 at Kansas (3/9/19); vs. Central Arkansas (11/5/19)
FGA: — 21 at Kansas (3/9/19)
3FG: — 8 vs. Central Arkansas (11/5/19)
3FGA: — 12 vs. Central Arkansas (11/5/19)
FT: — 8 at Kansas (3/9/19)
FTA: — 10 at Kansas (3/9/19)
Rebounds: — 6 at Iowa State (2/19/19); at Kansas (3/9/19)
Assists: — 6 vs. New Orleans (12/29/18); at Texas (2/6/19)
Turnovers: — 7 at Texas Tech (2/16/19)
Blocks: — 1, four times
Steals: — 5 vs. Ohio (11/21/19)
Minutes Played: — 37 at Texas (2/6/19); at Texas Tech (2/16/19)

MISCELLANEOUS

	19-20	CAREER	BU RECORD
Double-Figure Points:	6	24	15-9
20+ Points:	2	4	3-1
30+ Points:	1	2	1-1
5+ Assists:	2	9	8-1
Led team in Points:	5	11	7-4
Led team in Rebounds:	—	—	—
Led team in Assists:	3	14	10-4
Led team in Blocks:	1	2	2-0
Led team in Bench Points:	—	6	5-1

BUTLER NOTEBOOK

- Consensus top-100 national recruit, earned 2019 All-Big 12 honorable mention and All-Freshman Team by league's coaches
- Named 2019 Myrtle Beach Invitational MVP after scoring 10 points in final 6 minutes of championship game vs. Villanova
- Honored as Big 12 Player of the Week this season (11/25/19) and Newcomer of the Week last season (2/25/19)
- Played in all 40 games during BU career, including starts in last 26 games (started final 20 games of 2018-19 freshman year)
- Has led team in scoring in 5 of 6 games this season after doing so in 6 of 34 games last year
- Big 12 ranks: 2nd scoring (19.3), 1st FT% (17-17), 1st 3FG% (.525), 1st 3FGs (3.5), 3rd FG% (.534), 5th steals (2.0), 11th assists (3.5)
- Posted 30 points and 5 assists in season-opener vs. UCA (11/5/19), went 8-of-12 on 3FGs, t-6th most 3-pointers in program history
- Made at least one 3-pointer in 25 of last 26 games, 2+ 3FGs in 20 of 26 games, 3+ 3FGs in 13 of 26 games
- Scored in double-figures in 21 of 26 games since joining starting lineup after doing so in 3 of first 14 games
- Exploded for career-high 31 points (including 23 in 2nd half), 6 rebounds and 3 assists in 36 minutes at No. 13 Kansas (3/9/19)
- Posted 15 points (5 in OT) in win vs. Texas (2/27); hit team's last 2 regulation FGs, game-tying FG with 28 secs left to force OT
- Had 12 points, including 3-point play with 1:21 left to give BU 4-point lead, and team-high 4 assists in win vs. WVU (2/23/19)
- Led team with 17 points and 5 assists in win at No. 19 Iowa State (2/19) — hit 3-pointer to give BU 69-65 lead with 2 min. left
- Originally enrolled at Alabama in summer 2018, but transferred to Baylor in August and received immediate eligibility
- From same hometown as former Baylor stars Tweety Carter and Rico Gathers

2019-20 GAME-BY-GAME

OPPONENT	DATE	GS	MIN	FG	3FG	FT	OR-DR-TR	PF	A	T	B	S	PTS
Central Arkansas	11/5	*	28	10-14	8-12	2-2	0-4-4	1	5	2	0	2	30
vs. Washington	11/8	*	35	6-9	4-6	2-2	0-3-3	2	4	4	0	0	18
Texas State	11/15	*	30	5-13	2-7	3-3	0-3-3	2	1	3	0	2	15
vs. Ohio	11/21	*	34	6-12	1-3	6-6	0-4-4	2	5	4	0	5	19
at Coastal Carolina	11/22	*	21	4-8	2-4	2-2	0-1-1	5	3	1	0	1	12
vs. #17 Villanova	11/24	*	30	8-17	4-8	2-2	1-0-1	1	3	0	1	2	22
Maryland-Eastern Shore	12/3												
Arizona	12/7												
Butler	12/10												
vs. UT Martin	12/18												
Jackson State	12/30												
Texas	1/4												
at Texas Tech	1/7												
at Kansas	1/11												
Iowa State	1/15												
at Oklahoma State	1/18												
Oklahoma	1/20												
at Florida	1/25												
at Iowa State	1/29												
TCU	2/1												
at Kansas State	2/3												
Oklahoma State	2/8												
at Texas	2/10												
West Virginia	2/15												
at Oklahoma	2/18												
Kansas	2/22												
Kansas State	2/25												
at TCU	2/29												
Texas Tech	3/2												
at West Virginia	3/7												

BUTLER'S CAREER STATS

YEAR	GP-GS	MIN-AVG	FG-A	PCT	3FG-A	PCT	FT-A	PCT	OFF-DEF-TOT	AVG	PF-D	A	TO	B	S	TP	AVG
2018-19 (FR.)	34-21	910-26.8	117-296	.395	60-171	.351	54-68	.794	22-84-106	3.1	77-2	93	67	3	33	348	10.2
2019-20 (SO.)	6-6	178-29.7	39-73	.534	21-40	.525	17-17	1.000	1-15-16	2.7	13-1	21	14	1	12	116	19.3
CAREER	40-27	1088-27.2	156-369	.423	81-211	.384	71-85	.835	23-99-122	3.1	90-3	114	81	4	45	464	11.6



25 — TRISTAN CLARK

F • 6-10 • 245 • JR. • 2L
SAN ANTONIO, TEXAS (WAGNER HS)

SEASON HIGHS

Points: — 10 vs. Villanova (11/24/19)
FG: — 5 vs. Villanova (11/24/19)
FGA: — 14 vs. Washington (11/8/19)
3FG: —
3FGA: — 1 vs. Central Arkansas (11/5/19)
FT: — 2 vs. Ohio (11/21/19)
FTA: — 2, three times
Rebounds: — 6 vs. Washington (11/8/19)
Assists: — 2 vs. Central Arkansas (11/5/19)
Turnovers: — 3, three times
Blocks: —
Steals: — 1, three times
Minutes Played: — 29 vs. Washington (11/8/19)

CAREER HIGHS

Points: — 27 vs. Ole Miss (11/23/18)
FG: — 11 vs. Ole Miss (11/23/18)
FGA: — 14 vs. Washington (11/8/19)
3FG: — 1, three times
3FGA: — 2 at Iowa State (1/13/18)
FT: — 7 vs. Prairie View A&M (11/12/18)
FTA: — 10 vs. SFA (12/18/18)
Rebounds: — 15 at Iowa State (1/13/18)
Assists: — 4, four times
Turnovers: — 4 vs. Oregon (12/21/18)
Blocks: — 6 vs. South Dakota (11/27/18)
Steals: — 3 vs. SFA (12/18/18)
Minutes Played: — 38 vs. Oregon (12/21/18)

MISCELLANEOUS

	19-20	CAREER	BU RECORD
Double-Figure Points:	1	22	14-8
Double-Figure Rebounds:	—	3	2-1
Double-Doubles:	—	3	2-1
20+ Points:	—	2	0-2
2+ Blocks:	—	20	13-7
Led team in Points:	—	6	1-5
Led team in Rebounds:	—	11	5-6
Led team in Blocks:	—	19	10-9
Led team in Assists:	—	5	3-2

CLARK NOTEBOOK

- Strong, skilled junior forward; consensus four-star recruit out of San Antonio's Wagner High School
- Missed final 20 games last season after suffering left-knee injury on Jan. 8 – had successful surgery on Jan. 31
- Played first game in 301 days in 2019-20 season-opener vs. Central Arkansas (11/5), started and played 16 minutes
- Sat out vs. Texas State (11/15) after having minor, non-operative knee procedure; returned for Myrtle Beach Invitational
- Had best game of season with 10 points and 4 rebounds in 21 minutes of Myrtle Beach title game vs. Villanova (11/24/19)
- Led nation with .737 field goal percentage last season until he fell from qualification on Jan. 26 (min. 75% games played)
- Scored in double-figures in 11 of 14 games last season after doing so in 10 of 33 games as freshman
- Started first 14 games last season and recorded multiple blocks in 11 of 14 games, including 3 games with 5+ blocks
- Earned first Big 12 Player of the Week honor after 17 points (8-of-9 FGs), 12 rebounds and 5 blocks vs. New Orleans (12/29/18)
- Shot perfect 9-of-9 from field for 24 points in career-high 37 minutes vs. SFA (12/18/18)
- Scored career-high 27 points on 11-of-13 shooting in career-high 35 minutes vs. Ole Miss (11/23/18)
- Current .627 career FG% (190-of-303) is 2nd-best in program history (Josh Lomers .6627)
- Led team with .608 field goal percentage in 2017-18, 2nd-best by a freshman in program history (Quincy Acy .655)

2019-20 GAME-BY-GAME

OPPONENT	DATE	GS	MIN	FG	3FG	FT	OR-DR-TR	PF	A	T	B	S	PTS
Central Arkansas	11/5	*	16	1-3	0-1	1-2	1-3-4	4	2	3	0	0	3
vs. Washington	11/8	*	29	3-14	0-0	1-2	1-5-6	3	1	3	0	0	7
Texas State	11/15			DNP									
vs. Ohio	11/21	*	14	3-8	0-0	2-2	1-3-4	2	1	2	0	1	8
at Coastal Carolina	11/22	*	23	1-3	0-0	0-0	2-1-3	2	1	3	0	1	2
vs. #17 Villanova	11/24	*	21	5-8	0-0	0-0	0-4-4	4	0	0	0	1	10
Maryland-Eastern Shore	12/3												
Arizona	12/7												
Butler	12/10												
vs. UT Martin	12/18												
Jackson State	12/30												
Texas	1/4												
at Texas Tech	1/7												
at Kansas	1/11												
Iowa State	1/15												
at Oklahoma State	1/18												
Oklahoma	1/20												
at Florida	1/25												
at Iowa State	1/29												
TCU	2/1												
at Kansas State	2/3												
Oklahoma State	2/8												
at Texas	2/10												
West Virginia	2/15												
at Oklahoma	2/18												
Kansas	2/22												
Kansas State	2/25												
at TCU	2/29												
Texas Tech	3/2												
at West Virginia	3/7												

CLARK'S CAREER STATS

YEAR	GP-GS	MIN-AVG	FG-A	PCT	3FG-A	PCT	FT-A	PCT	OFF-DEF-TOT	AVG	PF-D	A	TO	B	S	TP	AVG
2017-18 (FR.)	33-30	657-19.9	93-153	.608	2-7	.286	36-55	.655	47-101-148	4.5	80-3	25	38	29	18	224	6.8
2018-19 (SO.)	14-14	417-29.8	84-114	.737	1-4	.250	36-54	.667	31-57-88	6.3	41-2	23	23	34	15	205	14.6
2019-20 (JR.)	5-5	103-20.6	13-36	.361	0-1	.000	4-6	.667	5-16-21	4.2	15-0	5	11	0	3	30	6.0
CAREER	52-49	1177-22.6	190-303	.627	3-12	.250	76-115	.661	83-174-257	4.9	136-5	53	72	63	36	459	8.8



33 — FREDDIE GILLESPIE

F • 6-9 • 245 • RSR • 1L
ST. PAUL, MINN. (CARLETON)

SEASON HIGHS

Points: — 14 vs. Central Arkansas (11/5/19)
FG: — 6 vs. Central Arkansas (11/5/19)
FGA: — 11 vs. Washington (11/8/19)
3FG: —
3FGA: —
FT: — 6 vs. Ohio (11/21/19)
FTA: — 8 vs. Ohio (11/21/19)
Rebounds: — 11 vs. Texas State (11/15/19); vs. Ohio (11/21/19)
Assists: — 2 vs. Central Arkansas (11/5/19)
Turnovers: — 3 at Coastal Carolina (11/22/19)
Blocks: — 3 vs. Washington (11/8/19)
Steals: — 4 vs. Washington (11/8/19); vs. Texas State (11/15/19)
Minutes Played: — 33 vs. Ohio (11/21/19)

CAREER HIGHS

Points: — 14, three times
FG: — 7 at Iowa State (2/19/19)
FGA: — 11 vs. Washington (11/8/19)
3FG: —
3FGA: —
FT: — 6 vs. Ohio (11/21/19)
FTA: — 8 vs. Ohio (11/21/19)
Rebounds: — 11, three times
Assists: — 2 vs. Kansas State (2/9/19); vs. Central Arkansas (11/5/19)
Turnovers: — 3, three times
Blocks: — 4 vs. Texas (2/27/19)
Steals: — 4 vs. Washington (11/8/19); vs. Texas State (11/15/19)
Minutes Played: — 36 vs. Texas (2/27/19)

MISCELLANEOUS

	19-20	CAREER	BU RECORD
Double-Figure Points:	4	8	5-3
Double-Figure Rebounds:	3	5	4-1
Double-Doubles:	3	4	3-1
2+ Blocks:	2	11	8-3
Led team in Points:	—	—	—
Led team in Rebounds:	4	10	7-3
Led team in Blocks:	5	14	10-4
Led team in Assists:	—	—	—
Led team in Bench Points:	—	6	4-2

GILLESPIE NOTEBOOK

- Former walk-on forward, sat out 2017-18 after transferring from Division III Carleton College in Northfield, Minn.
- Went from playing 16 total minutes in first year at D3 Carleton to starting 8 Big 12 games as junior at Baylor last season
- Scored in double-figures in 4 of 6 games this season after doing so in 4 games all of last year
- Posted 3 consecutive double-doubles in November, averaging 10.7 ppg, 10.7 rpg, 3.3 spg in that stretch
- Tied career-high with 14 points, added 7 rebounds in 26 minutes of season-opener vs. Central Arkansas (11/5/19)
- Started 15 of team's last 18 games since 2/9/19; joined rotation after Tristan Clark's injury in Jan. 2019 (8 healthy DNPs prior)
- Had 4th BU double-double (8th of career) with 10 points, 11 rebounds, 4 steals and 3 blocks vs. Ohio (11/21/19)
- Recorded 3rd BU double-double (7th of career) with 11 points, 11 rebounds, 4 steals and 2 blocks vs. Texas State (11/15/19)
- Posted 2nd double-double at Baylor (6th of career) with 11 points, 10 rebounds, 4 steals and 3 blocks vs. Washington (11/8/19)
- Had 1st BU double-double with 14 points (7-8 FGs) and 10 rebounds, 2 blocks in win at No. 19 Iowa State (2/19/19)
- Had crucial offensive rebound and putback to extend Baylor lead to 57-53 with 35 seconds left in win vs. Oklahoma (2/11/19)
- Awarded scholarship prior to 2018-19 season
- Played only 16 minutes during 2015-16 freshman season at Carleton, totaling 4 points, 7 rebounds and 2 blocks
- Developed into 2nd-team All-MIAC and All-MIAC Defensive Team selection as sophomore in 2016-17
- First played organized basketball in eighth grade and missed parts of three high school seasons with injuries
- AP distinction scholar and summa cum laude graduate at East Ridge High School in Woodbury, Minn.

2019-20 GAME-BY-GAME

OPPONENT	DATE	GS	MIN	FG	3FG	FT	OR-DR-TR	PF	A	T	B	S	PTS
Central Arkansas	11/5	*	26	6-7	0-0	2-2	4-3-7	1	2	0	1	0	14
vs. Washington	11/8	*	28	4-11	0-0	3-3	5-5-10	4	1	1	3	4	11
Texas State	11/15	*	30	5-10	0-0	1-4	6-5-11	0	1	0	2	4	11
vs. Ohio	11/21	*	33	2-5	0-0	6-8	6-5-11	2	1	0	2	2	10
at Coastal Carolina	11/22	*	20	1-1	0-0	2-3	0-1-1	4	0	3	0	0	4
vs. #17 Villanova	11/24	*	26	2-5	0-0	2-2	4-3-7	3	0	1	1	1	6
Maryland-Eastern Shore	12/3												
Arizona	12/7												
Butler	12/10												
vs. UT Martin	12/18												
Jackson State	12/30												
Texas	1/4												
at Texas Tech	1/7												
at Kansas	1/11												
Iowa State	1/15												
at Oklahoma State	1/18												
Oklahoma	1/20												
at Florida	1/25												
at Iowa State	1/29												
TCU	2/1												
at Kansas State	2/3												
Oklahoma State	2/8												
at Texas	2/10												
West Virginia	2/15												
at Oklahoma	2/18												
Kansas	2/22												
Kansas State	2/25												
at TCU	2/29												
Texas Tech	3/2												
at West Virginia	3/7												

GILLESPIE'S CARLETON STATS

YEAR	GP-GS	MIN-AVG	FG-A	PCT	3FG-A	PCT	FT-A	PCT	OFF-DEF-TOT	AVG	PF-D	A	TO	B	S	TP	AVG
2015-16 (FR.)	4-0	16-4.0	1-2	.500	0-0	.000	2-8	.250	0-7-7	1.8	2-0	1	0	2	1	4	1.0
2016-17 (SO.)	27-23	616-22.8	117-220	.532	0-0	.000	35-60	.583	72-152-224	8.3	75-3	22	37	69	15	269	10.0
CAREER	31-23	632-20.4	118-222	.532	0-0	.000	37-68	.544	72-159-231	7.5	77-3	23	37	71	16	273	8.8

GILLESPIE'S BAYLOR STATS

YEAR	GP-GS	MIN-AVG	FG-A	PCT	3FG-A	PCT	FT-A	PCT	OFF-DEF-TOT	AVG	PF-D	A	TO	B	S	TP	AVG
2018-19 (RJR.)	26-11	476-18.3	60-92	.652	0-0	.000	17-32	.531	55-59-114	4.4	71-2	9	26	28	17	137	5.3
2019-20 (RSR.)	6-6	163-27.2	20-39	.513	0-0	.000	16-22	.727	25-22-47	7.8	14-0	5	5	9	11	56	9.3
BU CAREER	32-17	639-20.0	80-131	.611	0-0	.000	33-54	.611	80-81-161	5.0	85-2	14	31	37	28	193	6.0
NCAA CAREER	63-40	1271-20.2	198-353	.561	0-0	.000	70-122	.574	152-240-392	6.2	162-5	37	68	108	44	466	7.4



24 – MATTHEW MAYER

G/F • 6-9 • 210 • SO. • 1L

AUSTIN, TEXAS (WESTLAKE HS)

SEASON HIGHS

Points: – 10 vs. Villanova (11/24/19)
 FG: – 4 vs. Villanova (11/24/19)
 FGA: – 7 vs. Central Arkansas (11/5/19)
 3FG: – 2 vs. Central Arkansas (11/5/19)
 3FGA: – 2 vs. Central Arkansas (11/5/19); vs. Villanova (11/24/19)
 FT: – 1 at Coastal Carolina (11/22/19); vs. Villanova (11/24/19)
 FTA: – 2 at Coastal Carolina (11/22/19); vs. Villanova (11/24/19)
 Rebounds: – 3 vs. Villanova (11/24/19)
 Assists: – 4 vs. Texas State (11/15/19)
 Turnovers: – 3 vs. Texas State (11/15/19)
 Blocks: – 1 vs. Texas State (11/15/19)
 Steals: – 3 vs. Texas State (11/15/19)
 Minutes Played: – 14 vs. UCA (11/5/19); vs. Texas State (11/15/19)

CAREER HIGHS

Points: – 18 vs. Nicholls (11/16/18)
 FG: – 7 vs. Nicholls (11/16/18)
 FGA: – 12 vs. Nicholls (11/16/18)
 3FG: – 3 vs. Nicholls (11/16/18)
 3FGA: – 6 vs. Nicholls (11/16/18)
 FT: – 5, three times
 FTA: – 8 at Texas Tech (2/16/19)
 Rebounds: – 7 vs. Ole Miss (11/23/18)
 Assists: – 4 vs. Texas State (11/15/19)
 Turnovers: – 5 vs. Ole Miss (11/23/18)
 Blocks: – 2 vs. Alabama (1/26/19)
 Steals: – 4 at Oklahoma (1/28/19)
 Minutes Played: – 30 vs. Ole Miss (11/23/18)

MISCELLANEOUS

	19-20	CAREER	BU RECORD
Double-Figure Points:	1	6	3-3
5+ Assists:	–	–	–
Led team in Points:	–	1	1-0
Led team in Rebounds:	–	1	0-1
Led team in Blocks:	–	2	1-1
Led team in Assists:	–	–	–
Led team in Bench Points:	1	11	5-6

MAYER NOTEBOOK


- Sophomore wing with length, range and quick release, provides instant offense off bench
- Played off bench in 39 of 40 games during BU career, including 24 games with double-digit minutes, 6 double-digit scoring games
- Scored 10 first-half points off bench in Myrtle Beach Invitational title game vs. Villanova (11/24/19)
- Had strong floor game with career-high 4 assists and 3 steals in 14 minutes off bench vs. Texas State (11/15/19)
- Made both 3-point attempts and had 8 points in 14 minutes off bench in season opener vs. UCA (11/5/19)
- Scored in double-figures off bench in 5 games last season, including 18 vs. Nicholls State, 17 at TCU and 10 at Texas
- Scored 17 points on just 5-of-9 shooting in 14 minutes off bench at TCU (1/5/19)
- Posted game-high 18 points in just 18 minutes off bench vs. Nicholls State (11/16/18)
- Four-star recruit from Austin’s Westlake High School, ranked among top-100 recruits nationally in 2018 class
- Helped Westlake to 36-4 record as senior in 2017-18, playing alongside Xavier’s Keonte Kennedy and Texas’ Brock Cunningham
- Committed to Baylor in June 2017, more than a year prior to enrolling at BU

2019-20 GAME-BY-GAME

OPPONENT	DATE	GS	MIN	FG	3FG	FT	OR-DR-TR	PF	A	T	B	S	PTS
Central Arkansas	11/5		14	3-7	2-2	0-0	0-2-2	1	0	0	0	0	8
vs. Washington	11/8		2	0-1	0-1	0-0	0-0-0	2	0	0	0	0	0
Texas State	11/15		14	0-2	0-0	0-0	1-1-2	1	4	3	1	3	0
vs. Ohio	11/21		5	0-2	0-1	0-0	0-0-0	0	0	0	0	0	0
at Coastal Carolina	11/22		6	2-2	1-1	1-2	0-0-0	0	0	0	0	0	6
vs. #17 Villanova	11/24		11	4-6	1-2	1-2	1-2-3	2	1	0	0	0	10
Maryland-Eastern Shore	12/3												
Arizona	12/7												
Butler	12/10												
vs. UT Martin	12/18												
Jackson State	12/30												
Texas	1/4												
at Texas Tech	1/7												
at Kansas	1/11												
Iowa State	1/15												
at Oklahoma State	1/18												
Oklahoma	1/20												
at Florida	1/25												
at Iowa State	1/29												
TCU	2/1												
at Kansas State	2/3												
Oklahoma State	2/8												
at Texas	2/10												
West Virginia	2/15												
at Oklahoma	2/18												
Kansas	2/22												
Kansas State	2/25												
at TCU	2/29												
Texas Tech	3/2												
at West Virginia	3/7												

MAYER'S CAREER STATS

YEAR	GP-GS	MIN-AVG	FG-A	PCT	3FG-A	PCT	FT-A	PCT	OFF-DEF-TOT	AVG	PF-D	A	TO	B	S	TP	AVG
2018-19 (FR.)	33-0	388-11.8	51-154	.331	20-65	.308	31-47	.660	24-42-66	2.0	34-0	26	25	8	17	153	4.6
2019-20 (SO.)	6-0	52-8.7	9-20	.450	4-7	.571	2-4	.500	2-5-7	1.2	6-0	5	3	1	3	24	4.0
CAREER	39-0	440-11.3	60-174	.345	24-72	.333	33-51	.647	26-47-73	1.9	40-0	31	28	9	20	177	4.5



45 — DAVION MITCHELL

G • 6-2 • 195 • RSO. • SO
HINESVILLE, GA. (AUBURN)

SEASON HIGHS

Points: — 15 at Coastal Carolina (11/22/19)
FG: — 5 vs. Villanova (11/24/19)
FGA: — 13 at Coastal Carolina (11/22/19)
3FG: — 2 at Coastal Carolina (11/22/19)
3FGA: — 7 at Coastal Carolina (11/22/19)
FT: — 5 at Coastal Carolina (11/22/19)
FTA: — 7 vs. Texas State (11/15/19)
Rebounds: — 3 vs. Texas State (11/15/19); vs. Ohio (11/21/19)
Assists: — 6 at Coastal Carolina (11/22/19)
Turnovers: — 3 vs. Washington (11/8/19)
Blocks: — 1, three times
Steals: — 3 at Coastal Carolina (11/22/19)
Minutes Played: — 38 at Coastal Carolina (11/22/19)

CAREER HIGHS

Points: — 15 at Coastal Carolina (11/22/19)
FG: — 5 vs. Villanova (11/24/19)
FGA: — 13 at Coastal Carolina (11/22/19)
3FG: — 2, four times (3 at AU, 1 at BU)
3FGA: — 7 at Coastal Carolina (11/22/19)
FT: — 5 at Coastal Carolina (11/22/19)
FTA: — 7 vs. Texas State (11/15/19)
Rebounds: — 4 vs. Norfolk State (11/10/17)*
Assists: — 6 at Coastal Carolina (11/22/19)
Turnovers: — 4 vs. Texas A&M (2/7/18)*
Blocks: — 1, four times (1 at AU, 3 at BU)
Steals: — 3 vs. Alabama (3/9/18)*; at Coastal Carolina (11/22/19)
Minutes Played: — 38 at Coastal Carolina (11/22/19)

* - while at Auburn

MISCELLANEOUS

	19-20	BU RECORD
Double-Figure Points:	2	2-0
5+ Assists:	2	2-0
2+ Blocks:	—	—
Led team in Points:	—	—
Led team in Rebounds:	—	—
Led team in Blocks:	1	1-0
Led team in Assists:	2	2-0

MITCHELL NOTEBOOK

- Lightning quick redshirt sophomore point guard, sat out last season after transferring to Baylor from Auburn
- Has started all 6 games at Baylor after coming off bench in all 34 games as freshman at Auburn in 2017-18
- Helped Bears claim Myrtle Beach Invitational title by averaged 12.3 points, 2.7 assists and 1.3 steals over 3 games
- Recorded career-highs of 15 points, 6 assists, 3 steals and 38 minutes in win at Coastal Carolina (11/22/19)
- Scored 13 points against No. 17 Villanova in Myrtle Beach Invitational championship game (11/24/19)
- Teams are 17-1 in games in which he's played 20+ minutes (12-0 at Auburn, 5-1 at Baylor)
- Came off bench in all 34 games as freshman at Auburn in 2017-18, helping Tigers to 26-8 record and SEC title
- Consensus 4-star recruit, ranked as high as No. 33 nationally in 2017 class by 247Sports
- Ranked 2nd on Auburn team with .566 2-point FG percentage and 18.4 assist rate in 2017-18
- Has team-high 41-inch max vertical, 33.5-inch no-step vertical

2019-20 GAME-BY-GAME

OPPONENT	DATE	GS	MIN	FG	3FG	FT	OR-DR-TR	PF	A	T	B	S	PTS
Central Arkansas	11/5	*	24	3-6	1-4	0-3	0-1-1	3	5	1	0	1	7
vs. Washington	11/8	*	30	1-5	1-3	0-0	0-1-1	1	4	3	0	1	3
Texas State	11/15	*	28	2-5	0-3	4-7	1-2-3	2	0	1	1	1	8
vs. Ohio	11/21	*	31	4-7	0-3	1-1	0-3-3	3	2	1	1	0	9
at Coastal Carolina	11/22	*	38	4-13	2-7	5-6	0-2-2	3	6	1	0	3	15
vs. #17 Villanova	11/24	*	30	5-10	1-2	2-4	0-1-1	4	2	2	1	1	13
Maryland-Eastern Shore	12/3												
Arizona	12/7												
Butler	12/10												
vs. UT Martin	12/18												
Jackson State	12/30												
Texas	1/4												
at Texas Tech	1/7												
at Kansas	1/11												
Iowa State	1/15												
at Oklahoma State	1/18												
Oklahoma	1/20												
at Florida	1/25												
at Iowa State	1/29												
TCU	2/1												
at Kansas State	2/3												
Oklahoma State	2/8												
at Texas	2/10												
West Virginia	2/15												
at Oklahoma	2/18												
Kansas	2/22												
Kansas State	2/25												
at TCU	2/29												
Texas Tech	3/2												
at West Virginia	3/7												

MITCHELL'S AUBURN STATS

YEAR	GP-GS	MIN-AVG	FG-A	PCT	3FG-A	PCT	FT-A	PCT	OFF-DEF-TOT	AVG	PF-D	A	TO	B	S	TP	AVG
2017-18 (FR.)	34-0	582-17.1	45-105	.429	15-52	.288	21-31	.677	9-30-39	1.1	73-1	63	38	1	18	126	3.7

MITCHELL'S BAYLOR STATS

YEAR	GP-GS	MIN-AVG	FG-A	PCT	3FG-A	PCT	FT-A	PCT	OFF-DEF-TOT	AVG	PF-D	A	TO	B	S	TP	AVG
2019-20 (RSO.)	6-6	181-30.2	19-46	.413	5-22	.227	12-21	.571	1-10-11	1.8	16-0	19	9	3	7	55	9.2
NCAA CAREER	40-6	763-19.1	64-151	.424	20-74	.270	33-52	.635	10-40-50	1.3	89-1	82	47	4	25	181	4.5



13 – JACKSON MOFFATT

G/F • 6-6 • 210 • RFR. • SQ
MAGNOLIA, TEXAS (MAGNOLIA HS)

SEASON/CAREER HIGHS

- Points: –
- FG: –
- FGA: – 2 vs. Central Arkansas (11/5/19)
- 3FG: –
- 3FGA: – 2 vs. Central Arkansas (11/5/19)
- FT: –
- FTA: –
- Rebounds: – 1 vs. Central Arkansas (11/5/19)
- Assists: –
- Turnovers: –
- Blocks: –
- Steals: –
- Minutes Played: –

MISCELLANEOUS

	19-20	BU RECORD
Double-Figure Points:	–	–
Double-Figure Rebounds:	–	–
Double-Doubles:	–	–
5+ Assists:	–	–
Led team in Points:	–	–
Led team in Rebounds:	–	–
Led team in Blocks:	–	–
Led team in Assists:	–	–


MOFFATT NOTEBOOK

- Redshirt freshman walk-on wing from Magnolia High School, played on practice squad last season
- Made collegiate debut with 3 minutes off bench in season opener vs. Central Arkansas (11/5)
- Scored 2,066 points during prep career, becoming Magnolia’s all-time leading scorer
- Named 2018 District 20-5A Offensive MVP after averaging 25.5 points and 8.0 rebounds
- 3-time first-team All-District 20-5A honoree and 2-time TABC All-Region selection
- Holds MHS record for single-game scoring with 45-point game

2019-20 GAME-BY-GAME

OPPONENT	DATE	GS	MIN	FG	3FG	FT	OR-DR-TR	PF	A	T	B	S	PTS
Central Arkansas	11/5		3	0-2	0-2	0-0	0-1-1	0	0	0	0	0	0
vs. Washington	11/8			DNP									
Texas State	11/15			DNP									
vs. Ohio	11/21		1	0-0	0-0	0-0	0-0-0	0	0	0	0	0	0
at Coastal Carolina	11/22			DNP									
vs. #17 Villanova	11/24			DNP									
Maryland-Eastern Shore	12/3												
Arizona	12/7												
Butler	12/10												
vs. UT Martin	12/18												
Jackson State	12/30												
Texas	1/4												
at Texas Tech	1/7												
at Kansas	1/11												
Iowa State	1/15												
at Oklahoma State	1/18												
Oklahoma	1/20												
at Florida	1/25												
at Iowa State	1/29												
TCU	2/1												
at Kansas State	2/3												
Oklahoma State	2/8												
at Texas	2/10												
West Virginia	2/15												
at Oklahoma	2/18												
Kansas	2/22												
Kansas State	2/25												
at TCU	2/29												
Texas Tech	3/2												
at West Virginia	3/7												

MOFFATT'S CAREER STATS																	
YEAR	GP-GS	MIN-AVG	FG-A	PCT	3FG-A	PCT	FT-A	PCT	OFF-DEF-TOT	AVG	PF-D	A	TO	B	S	TP	AVG
2019-20 (RFR.)	2-0	4-2.0	0-2	.000	0-2	.000	0-0	.000	0-1-1	0.5	0-0	0	0	0	0	0	0.0
CAREER	2-0	4-2.0	0-2	.000	0-2	.000	0-0	.000	0-1-1	0.5	0-0	0	0	0	0	0	0.0



15 — OBIM OKEKE

G • 6-0 • 225 • SR. • 1L
LAS VEGAS, NEV. (BISHOP GORMAN HS)

SEASON HIGHS

Points: —
 FG: —
 FGA: — 1 vs. Central Arkansas (11/5/19)
 3FG: —
 3FGA: — 1 vs. Central Arkansas (11/5/19)
 FT: —
 FTA: —
 Rebounds: — 2 vs. Central Arkansas (11/5/19)
 Assists: — 2 vs. Central Arkansas (11/5/19)
 Turnovers: —
 Blocks: —
 Steals: — 1 vs. Central Arkansas (11/5/19)
 Minutes Played: — 4 vs. Central Arkansas (11/5/19)

CAREER HIGHS

Points: — 3, three times
 FG: — 1, five times
 FGA: — 3 vs. Texas Southern (12/14/17); at Texas Tech (2/16/19)
 3FG: — 1, three times
 3FGA: — 2, four times
 FT: —
 FTA: —
 Rebounds: — 2 vs. Savannah State (12/17/17)
 Assists: — 2 vs. Central Arkansas (11/5/19)
 Turnovers: — 2 vs. Southern (12/20/17)
 Blocks: —
 Steals: — 1, four times
 Minutes Played: — 10 vs. Kansas State (2/9/19)

MISCELLANEOUS

	19-20	BU RECORD
Double-Figure Points:	—	—
Led team in Points:	—	—
Led team in Rebounds:	—	—
Led team in Assists:	—	—

OKEKE NOTEBOOK


- Senior walk-on guard, played 3 seasons on Baylor football team before switching to MBB after 2017 FB season
- Posted 2 assists, 2 rebounds and 1 steal in 4 minutes off bench in season opener vs. Central Arkansas (11/5/19)
- Came off bench to play 9 games last season, including 2 conference games with 9+ minutes as back-up point guard
- Has appeared in 18 games during BU basketball career, totaling 13 points, 7 rebounds, 5 assists and 4 steals in 58 minutes
- Played career-high 10 minutes vs. K-State (2/9/19), filling in as back-up point guard with Mason and McClure injured
- Made Baylor MBB debut vs. Sam Houston State on Dec. 4, 2017, just 10 days after finishing football season
- Played in 5 football games during 2 seasons of action with Baylor football as running back and kick returner
- Won 5 state titles at Bishop Gorman HS in Las Vegas, 3 in basketball and 2 in football

2019-20 GAME-BY-GAME

OPPONENT	DATE	GS	MIN	FG	3FG	FT	OR-DR-TR	PF	A	T	B	S	PTS
Central Arkansas	11/5		4	0-1	0-1	0-0	0-2-2	0	2	0	0	1	0
vs. Washington	11/8			DNP									
Texas State	11/15			DNP									
vs. Ohio	11/21		1	0-0	0-0	0-0	0-0-0	0	0	0	0	0	0
at Coastal Carolina	11/22			DNP									
vs. #17 Villanova	11/24			DNP									
Maryland-Eastern Shore	12/3												
Arizona	12/7												
Butler	12/10												
vs. UT Martin	12/18												
Jackson State	12/30												
Texas	1/4												
at Texas Tech	1/7												
at Kansas	1/11												
Iowa State	1/15												
at Oklahoma State	1/18												
Oklahoma	1/20												
at Florida	1/25												
at Iowa State	1/29												
TCU	2/1												
at Kansas State	2/3												
Oklahoma State	2/8												
at Texas	2/10												
West Virginia	2/15												
at Oklahoma	2/18												
Kansas	2/22												
Kansas State	2/25												
at TCU	2/29												
Texas Tech	3/2												
at West Virginia	3/7												

OKEKE'S CAREER STATS

YEAR	GP-GS	MIN-AVG	FG-A	PCT	3FG-A	PCT	FT-A	PCT	OFF-DEF-TOT	AVG	PF-D	A	TO	B	S	TP	AVG
2017-18 (SO.)	7-0	21-3.0	1-8	.125	1-7	.143	0-0	.000	1-1-2	0.3	1-0	3	3	0	1	3	0.4
2018-19 (JR.)	9-0	32-3.6	4-11	.364	2-9	.222	0-0	.000	1-2-3	0.3	7-0	0	2	0	2	10	1.1
2019-20 (SR.)	2-0	5-2.5	0-1	.000	0-1	.000	0-0	.000	0-2-2	1.0	0-0	2	0	0	1	0	0.0
CAREER	18-0	58-3.2	5-20	.250	3-17	.176	0-0	.000	2-5-7	0.4	8-0	5	5	0	4	13	0.7



31 — MACIO TEAGUE

G • 6-3 • 195 • R.J.R. • SO
CINCINNATI, OHIO (UNC ASHEVILLE)

SEASON HIGHS

Points: — 21 at Coastal Carolina (11/22/19)
FG: — 7 vs. Central Arkansas (11/5/19)
FGA: — 14 at Coastal Carolina (11/22/19)
3FG: — 4 vs. Central Arkansas (11/5/19); vs. Villanova (11/24/19)
3FGA: — 10 at Coastal Carolina (11/22/19)
FT: — 6 at Coastal Carolina (11/22/19)
FTA: — 6 at Coastal Carolina (11/22/19)
Rebounds: — 10 vs. Central Arkansas (11/5/19)
Assists: — 5 vs. Washington (11/8/19); vs. Texas State (11/15/19)
Turnovers: — 3 vs. UCA (11/5/19); vs. Washington (11/8/19)
Blocks: —
Steals: — 3 vs. Texas State (11/15/19)
Minutes Played: — 34 vs. Texas State (11/15/19); at CCU (11/22/19)

CAREER HIGHS

Points: — 36 at Campbell (2/1/18)*
FG: — 14 at Campbell (2/1/18)*
FGA: — 24 vs. USC (3/13/18)*
3FG: — 7 at Campbell (2/1/18)*
3FGA: — 15 at Campbell (2/1/18)*
FT: — 12 at Charleston Southern (1/14/17)*
FTA: — 14 vs. High Point (1/27/18)*
Rebounds: — 11 at UNC Greensboro (12/19/17)*
Assists: — 8 vs. Wofford (11/26/17)*
Turnovers: — 8 at Rhode Island (11/10/17)*
Blocks: — 1, 11 times*
Steals: — 5 at Coastal Carolina (12/3/16)*
Minutes Played: — 49 vs. USC (3/13/18)*

* - while at UNC Asheville

MISCELLANEOUS

	19-20	BU RECORD
Double-Figure Points:	5	5-0
Double-Figure Rebounds:	1	1-0
Double-Doubles:	1	1-0
20+ Points:	1	1-0
5+ Assists:	2	1-1
Led team in Points:	1	1-0
Led team in Rebounds:	1	1-0
Led team in Blocks:	—	—
Led team in Assists:	2	1-1

TEAGUE NOTEBOOK

- Redshirt junior guard, sat out last season as transfer from UNC Asheville; played on practice squad
- Made at least one 3-pointer in 31 consecutive games played, including 26 games with 2+ 3FGs
- Played in all 73 career games (72 starts) during 3-season collegiate career (2017-18 at UNCA, 2020 at BU)
- Had 4th career double-double with 18 points and 10 rebounds in Baylor debut vs. Central Arkansas (11/5/19)
- Has 7 career games with 6+ made 3FGs, 11 games with 5+ made 3FGs and 33 games with 3+ made 3FGs
- Earned Myrtle Beach Invitational All-Tournament honors after leading Bears with 18.7 points per game (17+ points all 3 games)
- Career .437 3-point shooter, averaging 2.5 made 3s per games (184-of-421 over 73 games)
- Two-time first-team All-Big South honoree at UNC Asheville, 3x Big South Player of the Week
- Scored 1,078 points over 2 seasons at UNCA, 4th player in Big South history to reach 1k as soph.
- Played all 68 games (67 starts) at UNCA, scored in double-figures 54 times, had 20 games with 20+ pts
- Made nearly 3 treys per game (2.85) as sophomore at UNC Asheville in 2017-18

2019-20 GAME-BY-GAME

OPPONENT	DATE	GS	MIN	FG	3FG	FT	OR-DR-TR	PF	A	T	B	S	PTS
Central Arkansas	11/5	*	29	7-12	4-6	0-0	1-9-10	2	3	3	0	1	18
vs. Washington	11/8	*	30	3-8	1-6	1-2	1-4-5	1	5	3	0	1	8
Texas State	11/15	*	34	5-13	2-6	0-0	1-1-2	0	5	2	0	3	12
vs. Ohio	11/21	*	30	5-11	3-5	4-5	2-2-4	3	0	2	0	1	17
at Coastal Carolina	11/22	*	34	6-14	3-10	6-6	0-2-2	1	2	0	0	0	21
vs. #17 Villanova	11/24	*	32	5-9	4-6	4-4	0-3-3	1	1	0	0	0	18
Maryland-Eastern Shore	12/3												
Arizona	12/7												
Butler	12/10												
vs. UT Martin	12/18												
Jackson State	12/30												
Texas	1/4												
at Texas Tech	1/7												
at Kansas	1/11												
Iowa State	1/15												
at Oklahoma State	1/18												
Oklahoma	1/20												
at Florida	1/25												
at Iowa State	1/29												
TCU	2/1												
at Kansas State	2/3												
Oklahoma State	2/8												
at Texas	2/10												
West Virginia	2/15												
at Oklahoma	2/18												
Kansas	2/22												
Kansas State	2/25												
at TCU	2/29												
Texas Tech	3/2												
at West Virginia	3/7												

TEAGUE'S UNC ASHEVILLE STATS

YEAR	GP-GS	MIN-AVG	FG-A	PCT	3FG-A	PCT	FT-A	PCT	OFF-DEF-TOT	AVG	PF-D	A	TO	B	S	TP	AVG
2016-17 (FR.)	33-32	1124-34.1	169-361	.468	70-154	.455	101-114	.886	18-133-151	4.6	46-0	90	31	7	36	509	15.4
2017-18 (SO.)	34-34	1200-35.3	181-433	.418	97-228	.425	110-127	.866	17-132-149	4.4	57-0	85	70	4	54	569	16.7
CAREER	67-66	2324-34.7	350-794	.441	167-382	.437	211-241	.876	35-265-300	4.5	103-0	175	101	11	90	1078	16.1

TEAGUE'S BAYLOR STATS

YEAR	GP-GS	MIN-AVG	FG-A	PCT	3FG-A	PCT	FT-A	PCT	OFF-DEF-TOT	AVG	PF-D	A	TO	B	S	TP	AVG
2019-20 (RJR.)	6-6	189-31.5	31-67	.463	17-39	.436	15-17	.882	5-21-26	4.3	8-0	16	10	0	6	94	15.7
NCAA CAREER	73-72	2513-34.4	381-861	.443	184-421	.437	226-258	.876	40-286-326	4.5	111-0	191	111	11	96	1172	16.1



0 — FLO THAMBA

F • 6-10 • 240 • SO. • 1L
KINSHASA, CONGO (MOUNTAIN MISSION SCHOOL)

SEASON HIGHS

Points: — 5 vs. Texas State (11/15/19)
FG: — 2 vs. Central Arkansas (11/5/19)
FGA: — 2 vs. Central Arkansas (11/5/19); vs. Texas State (11/15/19)
3FG: —
3FGA: —
FT: — 3 vs. Texas State (11/15/19)
FTA: — 4 vs. Texas State (11/15/19)
Rebounds: — 5 vs. Central Arkansas (11/5/19)
Assists: — 2 vs. Central Arkansas (11/5/19)
Turnovers: — 1 vs. Central Arkansas (11/5/19)
Blocks: — 1 vs. Central Arkansas (11/5/19)
Steals: —
Minutes Played: — 11 vs. Central Arkansas (11/5/19)

CAREER HIGHS

Points: — 6 vs. Southern (11/10/18); vs. Kansas (1/12/19)
FG: — 3 vs. Southern (11/10/18); vs. Kansas (1/12/19)
FGA: — 5 vs. Kansas (1/12/19)
3FG: —
3FGA: —
FT: — 3, three times
FTA: — 4, five times
Rebounds: — 6, three times
Assists: — 3 vs. TCU (2/2/19)
Turnovers: — 2, seven times
Blocks: — 2, six times
Steals: — 1, six times
Minutes Played: — 21 at OSU (1/14/19); vs. Oklahoma (2/11/19)

MISCELLANEOUS

	19-20	CAREER	BU RECORD
Double-Figure Points:	—	—	—
Double-Figure Rebounds:	—	—	—
Double-Doubles:	—	—	—
2+ Blocks:	—	6	5-1
Led team in Points:	—	—	—
Led team in Rebounds:	—	—	—
Led team in Blocks:	1	6	4-2
Led team in Assists:	—	—	—

THAMBA NOTEBOOK


- Sophomore big man with 7-foot-6 wingspan, originally from Kinshasa, Democratic Republic of the Congo
- Averaged 11.3 minutes in 20 games following Tristan Clark's injury in 2018-19 — averaged 7.6 mpg prior to injury
- Played off bench in 4 of 6 games this season, totaling 9 points, 9 rebounds, 2 assists and 1 block in 33 minutes
- Came off bench in 33 of 34 games as freshman in 2018-19, including 15 games with double-digit minutes
- Had season-highs of 6 rebounds, 3 assists and 2 blocks in just 14 minutes vs. TCU (2/2/19)
- Born in Congo, lived in England, France and South Africa, emigrated to United States in 2014
- Averaged 14.0 points, 10.0 rebounds and 1.5 blocks as senior at Mountain Mission School in Grundy, Va.
- Late addition to 2018 signing class, ranked No. 243 overall and No. 34 center by 247Sports

2019-20 GAME-BY-GAME

OPPONENT	DATE	GS	MIN	FG	3FG	FT	OR-DR-TR	PF	A	T	B	S	PTS
Central Arkansas	11/5	11	2-2	0-0	0-1	3-2-5	2	2	1	1	0	0	4
vs. Washington	11/8			DNP									
Texas State	11/15		10	1-2	0-0	3-4	1-1-2	2	0	0	0	0	5
vs. Ohio	11/21		8	0-0	0-0	0-0	0-2-2	2	0	0	0	0	0
at Coastal Carolina	11/22		4	0-0	0-0	0-0	0-0-0	1	0	0	0	0	0
vs. #17 Villanova	11/24			DNP									
Maryland-Eastern Shore	12/3												
Arizona	12/7												
Butler	12/10												
vs. UT Martin	12/18												
Jackson State	12/30												
Texas	1/4												
at Texas Tech	1/7												
at Kansas	1/11												
Iowa State	1/15												
at Oklahoma State	1/18												
Oklahoma	1/20												
at Florida	1/25												
at Iowa State	1/29												
TCU	2/1												
at Kansas State	2/3												
Oklahoma State	2/8												
at Texas	2/10												
West Virginia	2/15												
at Oklahoma	2/18												
Kansas	2/22												
Kansas State	2/25												
at TCU	2/29												
Texas Tech	3/2												
at West Virginia	3/7												

THAMBA'S CAREER STATS

YEAR	GP-GS	MIN-AVG	FG-A	PCT	3FG-A	PCT	FT-A	PCT	OFF-DEF-TOT	AVG	PF-D	A	TO	B	S	TP	AVG
2018-19 (FR.)	33-0	331-10.0	21-39	.538	0-0	.000	16-30	.533	31-41-72	2.2	57-1	11	24	21	6	58	1.8
2019-20 (SO.)	4-0	33-8.3	3-4	.750	0-0	.000	3-5	.600	4-5-9	2.3	7-0	2	1	1	0	9	2.3
CAREER	37-0	364-9.8	24-43	.558	0-0	.000	19-35	.543	35-46-81	2.2	64-1	13	25	22	6	67	1.8



11 – MARK VITAL

G/F • 6-5 • 230 • R/JR. • 2L

LAKE CHARLES, LA. (ADVANCED PREP INT'L (TEXAS))

SEASON HIGHS

Points: – 10 vs. Texas State (11/15/19); at Coastal Carolina (11/22/19)
FG: – 5 at Coastal Carolina (11/22/19)
FGA: – 10 vs. Washington (11/8/19)
3FG: – 1 vs. Texas State (11/15/19)
3FGA: – 3 vs. Texas State (11/15/19)
FT: – 3 vs. Texas State (11/15/19); vs. Ohio (11/21/19)
FTA: – 6 vs. Ohio (11/21/19)
Rebounds: – 9 at Coastal Carolina (11/22/19)
Assists: – 3 vs. Villanova (11/24/19)
Turnovers: – 2 vs. Villanova (11/24/19)
Blocks: – 2 vs. Texas State (11/15/19); vs. Ohio (11/21/19)
Steals: – 3 at Coastal Carolina (11/22/19)
Minutes Played: – 27 at Coastal Carolina (11/22/19)

CAREER HIGHS

Points: – 17 vs. Gonzaga (3/23/19)
FG: – 7 vs. Gonzaga (3/23/19)
FGA: – 13 vs. Kansas (1/12/19)
3FG: – 1, six times
3FGA: – 3, three times
FT: – 7 vs. Texas (2/27/19)
FTA: – 10 vs. Prairie View A&M (11/12/18); vs. Nicholls (11/16/18)
Rebounds: – 17 at Arizona (12/15/18)
Assists: – 8 vs. Oklahoma State (1/15/18)
Turnovers: – 7 vs. Kansas (2/10/18)
Blocks: – 3, four times
Steals: – 5 vs. SFA (12/18/18)
Minutes Played: – 41 vs. Texas (2/27/19)

MISCELLANEOUS

	19-20	CAREER	BU RECORD
Double-Figure Points:	2	21	11-10
Double-Figure Rebounds:	–	9	7-2
Double-Doubles:	–	2	2-0
5+ Assists:	–	7	6-1
2+ Blocks	2	16	11-5
Led team in Points:	–	3	0-3
Led team in Rebounds:	1	27	18-9
Led team in Assists:	1	14	8-6
Led team in Blocks:	3	18	11-7
Led team in Bench Points:	2	8	7-1

VITAL NOTEBOOK

- High-flying redshirt junior guard/forward from Lake Charles, La., sat out 2016-17 season before debuting in 2017-18
- Named 2019 All-Big 12 honorable mention and selected to Big 12 All-Defensive Team by league's coaches
- Has appeared in team-high 65 consecutive games, only game missed during career was vs. NCCAA team Randall (12/9/17)
- Came off bench in first 2 games this season, but joined starting lineup with Tristan Clark out vs. TXST; had 10 pts in 26 mins.
- Started all 34 games last season (11 at 5-spot, 21 at 4-spot, 2 at 3-spot); has started 53 of team's last 62 games
- Shooting 67% at foul line (50-75) over last 23 games after shooting 46% (73-158) over first 50 collegiate games
- Has scored in double-figures 21 times during BU career, has 9 games with double-digit rebounds and 2 double-doubles
- Had career-high 17 points with 8 rebounds in 29 minutes of NCAA Tournament 2nd Round vs. Gonzaga (3/23/19)
- Went perfect 7-for-7 at foul line and posted 13 points, 8 rebounds and 3 assists in 84-83 OT win vs. Texas (2/27/17)
- Posted 2nd career double-double with career-high 15 points, 14 rebounds, 2 assists and 2 blocks in win vs. West Virginia (2/23/19)
- Had career-high 17 rebounds (9 offensive) in win at Arizona (12/15/18), out-rebounding all 9 Arizona players combined (14 rebounds)
- Career-first double-double with 11 points, 11 rebounds and 5 assists in 29 minutes vs. Nicholls State (11/16/18)
- Played in every game vs. NCAA opponents during Baylor career (lone missed game was vs. Randall in 2017-18)
- Nicknamed "Baby Rico" after former Baylor All-American power forward and fellow Louisianan Rico Gatherers
- Committed to Baylor in September 2013, more than two years before signing day

2019-20 GAME-BY-GAME

OPPONENT	DATE	GS	MIN	FG	3FG	FT	OR-DR-TR	PF	A	T	B	S	PTS
Central Arkansas	11/5		19	2-7	0-1	2-4	1-4-5	4	1	1	0	0	6
vs. Washington	11/8		23	3-10	0-0	2-2	2-1-3	3	1	0	1	1	8
Texas State	11/15	*	26	3-8	1-3	3-4	4-1-5	1	1	1	2	2	10
vs. Ohio	11/21		23	3-5	0-0	3-6	4-2-6	0	0	1	2	2	9
at Coastal Carolina	11/22		27	5-7	0-1	0-1	5-4-9	2	2	1	1	3	10
vs. #17 Villanova	11/24		26	0-0	0-0	2-2	1-3-4	4	3	2	0	1	2
Maryland-Eastern Shore	12/3												
Arizona	12/7												
Butler	12/10												
vs. UT Martin	12/18												
Jackson State	12/30												
Texas	1/4												
at Texas Tech	1/7												
at Kansas	1/11												
Iowa State	1/15												
at Oklahoma State	1/18												
Oklahoma	1/20												
at Florida	1/25												
at Iowa State	1/29												
TCU	2/1												
at Kansas State	2/3												
Oklahoma State	2/8												
at Texas	2/10												
West Virginia	2/15												
at Oklahoma	2/18												
Kansas	2/22												
Kansas State	2/25												
at TCU	2/29												
Texas Tech	3/2												
at West Virginia	3/7												

VITAL'S CAREER STATS

YEAR	GP-GS	MIN-AVG	FG-A	PCT	3FG-A	PCT	FT-A	PCT	OFF-DEF-TOT	AVG	PF-D	A	TO	B	S	TP	AVG
2016-17 (FR.)		-redshirt-															
2017-18 (RFR.)	33-18	786-23.8	87-181	.481	1-10	.100	47-93	.505	75-109-184	5.6	73-0	71	68	21	26	222	6.7
2018-19 (RSO.)	34-34	943-27.7	89-192	.464	4-22	.182	64-121	.529	121-124-245	7.2	99-4	68	61	31	35	246	7.2
2019-20 (RJR.)	6-1	144-24.0	16-37	.432	1-5	.200	12-19	.632	17-15-32	5.3	14-0	8	6	6	9	45	7.5
CAREER	73-53	1873-25.7	192-410	.468	6-37	.162	123-233	.528	213-248-461	6.3	186-4	147	135	58	70	513	7.0

2019-20 SEASON STATISTICS



THE STAT CREW SYSTEM
Baylor Combined Team Statistics (as of Nov 24, 2019)
All games



BIG 12 CONFERENCE

RECORD:	OVERALL	HOME	AWAY	NEUTRAL
ALL GAMES	5-1	2-0	1-0	2-1
CONFERENCE	0-0	0-0	0-0	0-0
NON-CONFERENCE	5-1	2-0	1-0	2-1

#	Player	gp-gs	min	avg	Total		3-Point		F-Throw		Rebounds				pf	dq	a	to	blk	stl	pts	avg
					fg-fga	fg%	3fg-fga	3fg%	ft-fga	ft%	off	def	tot	avg								
12	Butler, Jared	6-6	178	29.7	39-73	.534	21-40	.525	17-17	1.000	1	15	16	2.7	13	1	21	14	1	12	116	19.3
31	Teague, MaCio	6-6	189	31.5	31-67	.463	17-39	.436	15-17	.882	5	21	26	4.3	8	0	16	10	0	6	94	15.7
33	Gillespie, Freddie	6-6	163	27.2	20-39	.513	0-0	.000	16-22	.727	25	22	47	7.8	14	0	5	5	9	11	56	9.3
45	Mitchell, Davion	6-6	181	30.2	19-46	.413	5-22	.227	12-21	.571	1	10	11	1.8	16	0	19	9	3	7	55	9.2
02	Bandoo, Devonte	6-0	148	24.7	20-44	.455	8-21	.381	4-5	.800	5	20	25	4.2	5	0	9	9	1	2	52	8.7
11	Vital, Mark	6-1	144	24.0	16-37	.432	1-5	.200	12-19	.632	17	15	32	5.3	14	0	8	6	6	9	45	7.5
25	Clark, Tristan	5-5	103	20.6	13-36	.361	0-1	.000	4-6	.667	5	16	21	4.2	15	0	5	11	0	3	30	6.0
24	Mayer, Matthew	6-0	52	8.7	9-20	.450	4-7	.571	2-4	.500	2	5	7	1.2	6	0	5	3	1	3	24	4.0
00	Thamba, Flo	4-0	33	8.3	3-4	.750	0-0	.000	3-5	.600	4	5	9	2.3	7	0	2	1	1	0	9	2.3
13	Moffatt, Jackson	2-0	4	2.0	0-2	.000	0-2	.000	0-0	.000	0	1	1	0.5	0	0	0	0	0	0	0	0.0
15	Okeke, Obim	2-0	5	2.5	0-1	.000	0-1	.000	0-0	.000	0	2	2	1.0	0	0	2	0	0	1	0	0.0
Team											15	3	18									2
Total.....		6	1200		170-369	.461	56-138	.406	85-116	.733	80	135	215	35.8	98	1	92	70	22	54	481	80.2
Opponents.....		6	1200		142-327	.434	43-123	.350	60-94	.638	54	133	187	31.2	109	1	81	106	32	35	387	64.5

TEAM STATISTICS	BU	OPP	Date	Opponent	Score	Att.
SCORING	481	387	11/05/19	CENTRAL ARKANSAS	w 105-61	8805
Points per game	80.2	64.5	11/08/19	vs Washington	L 64-67	5117
Scoring margin	+15.7	-	11/15/19	TEXAS ST.	w 72-63	7640
FIELD GOALS-ATT	170-369	142-327	11/21/19	vs Ohio	w 76-53	2269
Field goal pct	.461	.434	! 11/22/19	at Coastal Carolina	w 77-65	1921
3 POINT FG-ATT	56-138	43-123	11/24/19	vs Villanova	w 87-78	0
3-point FG pct	.406	.350	* = Conference game			
3-pt FG made per game	9.3	7.2				
FREE THROWS-ATT	85-116	60-94				
Free throw pct	.733	.638				
F-Throws made per game	14.2	10.0				
REBOUNDS	215	187				
Rebounds per game	35.8	31.2				
Rebounding margin	+4.7	-				
ASSISTS	92	81				
Assists per game	15.3	13.5				
TURNOVERS	70	106				
Turnovers per game	11.7	17.7				
Turnover margin	+6.0	-				
Assist/turnover ratio	1.3	0.8				
STEALS	54	35				
Steals per game	9.0	5.8				
BLOCKS	22	32				
Blocks per game	3.7	5.3				
ATTENDANCE	16445	9307				
Home games-Avg/Game	2-8222	1-1921				
Neutral site-Avg/Game	-	3-2462				

Score by Periods	1st	2nd	Totals
Baylor	225	256	481
Opponents	189	198	387

2019-20 TEAM GAME-BY-GAME



THE STAT CREW SYSTEM
Baylor Team Game-by-Game (as of Nov 24, 2019)
All games



BIG 12 CONFERENCE

TEAM STATISTICS

Opponent	Date	Score		Total		3-Pointers		Free throws		Rebounds				pf	a	t/o	blk	stl	pts	avg
				fg-fga	pct	3fg-fga	pct	ft-fta	pct	off	def	tot	avg							
CENTRAL ARKANSAS	11/05/19	105-61	W	40-71	.563	18-33	.545	7-14	.500	13	38	51	51.0	20	25	14	2	6	105	105.0
vs Washington	11/08/19	64-67	L	23-65	.354	8-21	.381	10-12	.833	12	22	34	42.5	16	19	16	4	7	64	84.5
TEXAS ST.	11/15/19	72-63	W	25-61	.410	6-23	.261	16-24	.667	16	18	34	39.7	10	12	12	7	15	72	80.3
vs Ohio	11/21/19	76-53	W	25-59	.424	4-15	.267	22-28	.786	17	25	42	40.2	15	10	10	5	11	76	79.2
at Coastal Carolina	11/22/19	77-65	W	26-54	.481	9-27	.333	16-20	.800	11	15	26	37.4	18	16	13	1	9	77	78.8
vs Villanova	11/24/19	87-78	W	31-59	.525	11-19	.579	14-18	.778	11	17	28	35.8	19	10	5	3	6	87	80.2
Baylor		481		170-369	.461	56-138	.406	85-116	.733	80	135	215	35.8	98	92	70	22	54	481	80.2
Opponents		387		142-327	.434	43-123	.350	60-94	.638	54	133	187	31.2	109	81	106	32	35	387	64.5

Games played: 6
Points/game: 80.2
FG Pct: 46.1
3FG Pct: 40.6
FT Pct: 73.3

Rebounds/game: 35.8
Assists/game: 15.3
Turnovers/game: 11.7
Assist/turnover ratio: 1.3
Steals/game: 9.0
Blocks/game: 3.7

2019-20 OPPONENT GAME-BY-GAME



THE STAT CREW SYSTEM
Baylor Opponent Game-by-Game (as of Nov 24, 2019)
All games



BIG 12 CONFERENCE

OPPONENT STATISTICS

Opponent	Date	Score		Total		3-Pointers		Free throws		Rebounds				pf	a	t/o	blk	stl	pts	avg
				fg-fga	pct	3fg-fga	pct	ft-fta	pct	off	def	tot	avg							
CENTRAL ARKANSAS	11/05/19	105-61	W	22-61	.361	4-23	.174	13-24	.542	8	22	30	30.0	19	11	15	6	5	61	61.0
vs Washington	11/08/19	64-67	L	24-53	.453	7-15	.467	12-17	.706	5	29	34	32.0	15	17	20	11	8	67	64.0
TEXAS ST.	11/15/19	72-63	W	26-61	.426	6-17	.353	5-7	.714	9	22	31	31.7	17	11	18	6	8	63	63.7
vs Ohio	11/21/19	76-53	W	19-53	.358	9-29	.310	6-12	.500	11	21	32	31.8	20	12	19	2	7	53	61.0
at Coastal Carolina	11/22/19	77-65	W	23-45	.511	9-14	.643	10-15	.667	9	20	29	31.2	21	14	22	3	4	65	61.8
vs Villanova	11/24/19	87-78	W	28-54	.519	8-25	.320	14-19	.737	12	19	31	31.2	17	16	12	4	3	78	64.5
Opponents		387		142-327	.434	43-123	.350	60-94	.638	54	133	187	31.2	109	81	106	32	35	387	64.5
Baylor		481		170-369	.461	56-138	.406	85-116	.733	80	135	215	35.8	98	92	70	22	54	481	80.2

Games played: 6
Points/game: 64.5
FG Pct: 43.4
3FG Pct: 35.0
FT Pct: 63.8

Rebounds/game: 31.2
Assists/game: 13.5
Turnovers/game: 17.7
Assist/turnover ratio: 0.8
Steals/game: 5.8
Blocks/game: 5.3

GAME 7 – MARYLAND-EASTERN SHORE

2019-20 BAYLOR BASKETBALL GAME NOTES

GAME 1 – #18 BAYLOR 107, CENTRAL ARKANSAS 61

GAME 2 – WASHINGTON 67, #18 BAYLOR 64



Official Basketball Box Score -- Game Totals -- Final Statistics
Central Arkansas vs Baylor
11/05/19 11:00 a.m. at Ferrell Center (Waco, Texas)



Central Arkansas 61 • 0-1

#	Player	Total			3-Ptr			Rebounds			PF	TP	A	TO	Blk	Stl	Min
		FG-FGA	FG-FGA	FT-FTA	FG-FGA	FG-FGA	FT-FTA	Off	Def	Tot							
00	Shittu, SK	1-5	0-1	0-2	1	2	3	4	2	0	0	0	0	1	12		
15	Koval, Hayden	3-8	1-3	5-7	0	3	3	2	12	3	0	3	1	1	34		
01	Bergersen, Rylan	7-14	1-5	2-3	1	5	6	1	17	2	2	0	0	0	31		
13	Kayouloud, Eddy	5-10	0-1	3-3	1	1	2	2	13	1	4	0	1	1	31		
55	Jones, DeAndre	3-7	1-4	2-3	0	0	0	4	9	2	4	0	0	0	22		
02	McDaniel, Lewis	0-2	0-2	0-4	0	1	1	1	0	1	4	0	1	1	11		
03	Weidenaar, Aaron	0-3	0-2	0-0	0	0	0	0	0	1	0	0	0	0	9		
05	Olowokere, Masai	0-2	0-1	0-0	2	1	3	0	0	0	0	0	0	0	9		
14	Cooper, Collin	1-4	1-3	0-0	0	1	1	2	3	0	1	0	1	1	18		
24	Chatham, Jared	1-2	0-0	1-2	0	0	0	2	3	0	1	0	1	0	8		
34	Baker, Jaxson	1-4	0-1	0-0	1	3	4	1	2	1	0	2	0	1	13		
35	Vanover, Brandon	0-0	0-0	0-0	0	0	0	0	0	0	0	0	0	0	2		
Team		22-61		4-23	13-24	8	22	30	19	61	11	15	6	5	200		
FG % 1st Half: 10-28		35.7%	2nd half: 12-33	36.4%	Game: 22-61	36.1%										Deadball Rebounds: 4.1	
3FG % 1st Half: 2-10		20.0%	2nd half: 2-13	15.4%	Game: 4-23	17.4%											
FT % 1st Half: 10-18		55.6%	2nd half: 3-6	50.0%	Game: 13-24	54.2%											

Baylor 105 • 1-0 #16/18

#	Player	Total			3-Ptr			Rebounds			PF	TP	A	TO	Blk	Stl	Min
		FG-FGA	FG-FGA	FT-FTA	FG-FGA	FG-FGA	FT-FTA	Off	Def	Tot							
25	Clark, Tristan	1-3	0-1	1-2	1	3	4	4	3	2	3	0	0	0	0	16	
33	Gillespie, Freddie	6-7	0-0	2-2	4	3	7	1	14	2	0	1	0	0	26		
12	Butler, Jared	10-14	8-12	2-2	0	4	4	1	30	5	2	0	2	28			
31	Teague, MacCio	7-12	4-6	0-0	1	9	10	2	18	3	3	0	1	30			
45	Mitchell, Davion	3-6	1-4	0-3	0	1	1	3	7	5	1	0	1	24			
00	Thamba, Flo	2-2	0-0	1-1	3	2	5	2	4	2	1	1	0	1	11		
02	Bando, Devonte	6-10	3-4	0-0	1	6	7	2	15	3	3	0	1	26			
11	Vital, Mark	2-7	0-1	2-4	1	4	5	4	6	1	1	0	0	19			
13	Moffatt, Jackson	0-2	0-2	0-0	0	1	1	0	0	0	0	0	0	3			
15	Okeke, Obim	0-1	0-1	0-0	0	2	2	0	2	0	0	0	1	4			
24	Mayer, Matthew	3-7	2-2	0-0	0	2	2	1	8	0	0	0	0	14			
Team		40-71		18-33	7-14	13	38	51	20	105	15	14	2	6	200		
FG % 1st Half: 19-33		57.6%	2nd half: 21-38	55.3%	Game: 40-71	56.3%										Deadball Rebounds: 2	
3FG % 1st Half: 9-15		60.0%	2nd half: 9-18	50.0%	Game: 18-33	54.5%											
FT % 1st Half: 6-9		66.7%	2nd half: 1-5	20.0%	Game: 7-14	50.0%											

Officials: R - Tom Eades U - Tyler Kumpf, Tommy Short
Technical fouls: Central Arkansas-None, Baylor-None.
Attendance: 8805
"I'm Going to College" Day at the Ferrell Center.

Score by periods	1st	2nd	Total
Central Arkansas	32	29	61
Baylor	53	52	105

Points	In	Off	2nd	Fast	Bench
UCA	Paint	T/O	Chance	Break	
BU	26	13	6	0	8
BU	40	21	21	10	33

Last FG - UCA 2nd-03:33, BU 2nd-00:34.
Largest lead - UCA None, BU by 44 2nd-00:34.
UCA led for 00:00, BU led for 39:35, Game was tied for 00:25.

Score tied - 0 times.
Lead changed - 0 times.



Official Basketball Box Score -- Game Totals -- Final Statistics
Washington vs Baylor
11/08/19 5:30 pm at Alaska Airlines Center - Anchorage, AK



Washington 67 • 1-0

#	Player	Total			3-Ptr			Rebounds			PF	TP	A	TO	Blk	Stl	Min
		FG-FGA	FG-FGA	FT-FTA	FG-FGA	FG-FGA	FT-FTA	Off	Def	Tot							
04	McDaniels, Jaden	5-10	1-2	7-8	1	7	8	3	18	3	4	4	1	1	33		
13	Wright, Hameir	2-5	2-3	0-0	0	4	4	4	6	1	4	4	1	29			
33	Stowart, Isaiah	7-13	0-1	1-1	3	4	7	3	15	2	3	1	0	36			
11	Carter, Nahzhiah	8-15	4-6	3-6	1	6	7	2	23	0	4	1	3	38			
55	Green, Quade	1-7	0-2	0-0	0	1	1	2	2	9	3	0	0	32			
01	Roberts, Nate	0-0	0-0	0-0	0	0	0	0	0	0	0	0	0	0			
05	Bey, Jamal	1-3	0-1	1-2	0	1	1	0	3	2	1	1	2	19			
14	Hardy, Elijah	0-0	0-0	0-0	0	1	1	1	0	0	1	0	1	11			
24	Timmins, Sam	0-0	0-0	0-0	0	0	0	0	0	0	0	0	0	2			
Team		0-0		0-0	0	5	5	29	34	15	67	17	20	11	8	200	
FG % 1st Half: 10-25		40.0%	2nd half: 14-28	50.0%	Game: 24-53	45.3%										Deadball Rebounds: 5.2	
3FG % 1st Half: 4-8		50.0%	2nd half: 3-7	42.9%	Game: 7-15	46.7%											
FT % 1st Half: 0-0		0.0%	2nd half: 12-17	70.6%	Game: 12-17	70.6%											

Baylor 64 • 1-1

#	Player	Total			3-Ptr			Rebounds			PF	TP	A	TO	Blk	Stl	Min
		FG-FGA	FG-FGA	FT-FTA	FG-FGA	FG-FGA	FT-FTA	Off	Def	Tot							
25	Clark, Tristan	3-14	0-0	1-2	1	5	6	3	7	1	3	0	0	0	29		
33	Gillespie, Freddie	4-11	0-0	3-3	5	5	10	4	11	1	1	3	4	28			
12	Butler, Jared	6-9	4-6	2-2	0	3	3	2	18	4	4	0	0	35			
31	Teague, MacCio	3-8	1-6	1-2	1	4	5	1	8	5	3	0	1	30			
45	Mitchell, Davion	1-5	1-3	0-0	0	1	1	1	3	4	3	0	1	30			
02	Bando, Devonte	3-7	2-5	1-1	0	3	3	0	9	3	2	0	0	23			
11	Vital, Mark	3-10	0-0	2-2	2	1	3	3	8	1	0	1	1	23			
24	Mayer, Matthew	0-1	0-1	0-0	0	0	0	2	0	0	0	0	0	2			
Team		23-65		8-21	10-12	22	34	16	64	19	16	4	7	200			
FG % 1st Half: 11-33		33.3%	2nd half: 12-32	37.5%	Game: 23-65	35.4%										Deadball Rebounds: 2.1	
3FG % 1st Half: 5-13		38.5%	2nd half: 3-8	37.5%	Game: 8-21	38.1%											
FT % 1st Half: 4-4		100.0%	2nd half: 6-8	75.0%	Game: 10-12	83.3%											

Officials: Marques Pettigrew, Nate Harris, Gerry Pollard
Technical fouls: Washington-TEAM, Baylor-None.
Attendance: 5117
ESPN Armed Forces Classic
Baylor ranked #16 AP/#18 Coaches

Score by periods	1st	2nd	Total
Washington	24	43	67
Baylor	31	33	64

Points	In	Off	2nd	Fast	Bench
UW	Paint	T/O	Chance	Break	
BU	30	12	4	2	3
BU	14	17	2	4	17

Last FG - UW 2nd-09:29, BU 2nd-06:33.
Largest lead - UW by 3 2nd-05:15, BU by 13 2nd-09:40.
UW led for 01:42, BU led for 36:27, Game was tied for 01:51.

Score tied - 1 time.
Lead changed - 3 times.

GAME 3 – #24 BAYLOR 72, TEXAS STATE 63



Official Basketball Box Score -- Game Totals -- Final Statistics
Texas St. vs Baylor
11/15/19 8:00 pm at Ferrell Center (Waco, Texas)



Texas St. 63 • 2-2,0-0 Sun Belt

#	Player	Total			3-Ptr			Rebounds			PF	TP	A	TO	Blk	Stl	Min
		FG-FGA	FG-FGA	FT-FTA	FG-FGA	FG-FGA	FT-FTA	Off	Def	Tot							
01	Isiah Small	3-8	0-1	0-0	4	8	12	2	6	1	0	0	0	28			
45	Eric Terry	1-2	0-0	0-0	0	2	2	4	2	1	3	3	2	24			
00	Deshawn Davidson	2-4	0-0	0-0	0	0	0	2	4	0	0	0	0	8			
12	Mason Harrell	1-5	0-2	2-4	1	4	5	1	4	2	3	0	1	20			
22	Nijal Pearson	8-19	4-8	0-0	1	5	6	1	20	1	5	1	0	35			
02	Caleb Asberry	5-8	2-5	0-0	1	1	2	1	12	2	1	0	0	20			
04	Shelby Adams	0-3	0-1	0-0	0	0	0	0	0	0	0	0	0	5			
05	Marlin Davis	4-7	0-0	3-3	0	1	1	3	11	3	3	1	4	32			
14	Quentin Scott	0-0	0-0	0-0	0	0	0	1	0	0	0	0	0	12			
25	Alonzo Sule	2-5	0-0	0-0	2	1	3	2	4	1	3	1	1	16			
Team		0		0-0	0	0	0	0	0	0	0	0	0	0	0		
Totals		26-61		6-17	5-7	9	22	31	17	63	11	18	6	8	200		

GAME 5 - #24 BAYLOR 77, COASTAL CAROLINA 65



Official Basketball Box Score -- Game Totals -- Final Statistics
Coastal Carolina vs Baylor
11/22/19 4:30 pm at Conway, S.C. (HTC Center)



Coastal Carolina 65 • 3-3,0-0 Sun Belt

#	Player	Total		3-Ptr		Rebounds			PF	TP	A	TO	Blk	Stl	Min
		FG-FGA	FG-FGA	FT-FTA	Off	Def	Tot								
33	Tommy Burton	f	4-7	0-0	4-4	0	4	4	4	12	2	4	0	1	30
00	Ebrima Dibba	g	0-2	0-0	2-2	1	3	4	0	2	6	0	0	1	23
02	Garrick Green	g	5-9	0-1	0-2	4	4	8	0	10	0	3	2	1	30
03	DeVante Jones	g	4-7	2-2	0-2	0	4	4	4	10	3	3	0	1	34
10	Tyrell Gumbs-Frater	g	4-8	2-3	2-3	1	2	3	2	12	1	3	0	0	23
04	Keishawn Brewton	g	5-10	5-8	2-2	0	0	0	4	17	0	3	0	0	25
12	Hosana Kitege	g	0-0	0-0	0-0	0	0	0	0	0	0	1	0	0	2
14	Malik LeGania	g	0-0	0-0	0-0	0	0	0	1	0	0	0	0	0	7
15	Isaac Hippolyte	g	0-0	0-0	0-0	0	0	0	3	0	1	3	0	0	8
20	Ahmad Harvey	g	1-2	0-0	0-0	1	2	3	0	2	0	1	1	0	11
32	Levi Cook	g	0-0	0-0	0-0	0	0	0	3	0	1	1	0	0	7
Team						2	1	3							
Totals			23-45	9-14	10-15	9	20	29	21	65	14	22	3	4	200

FG % 1st Half: 14-25 56.0% 2nd half: 9-20 45.0% Game: 23-45 51.1% Deadball Rebounds 2
3FG % 1st Half: 6-8 75.0% 2nd half: 3-6 50.0% Game: 9-14 64.3%
FT % 1st Half: 5-7 71.4% 2nd half: 5-8 62.5% Game: 10-15 66.7%

Baylor 77 • 4-1,0-0 Big 12

#	Player	Total		3-Ptr		Rebounds			PF	TP	A	TO	Blk	Stl	Min
		FG-FGA	FG-FGA	FT-FTA	Off	Def	Tot								
25	Clark, Tristan	f	1-3	0-0	0-0	2	1	3	2	2	1	3	0	1	23
33	Gillespie, Freddie	f	1-1	0-0	2-3	0	1	1	4	4	0	3	0	0	20
12	Butler, Jared	g	4-8	2-4	2-2	0	1	1	5	12	3	1	0	1	21
31	Teague, MaCio	g	6-14	3-10	6-6	0	2	2	1	21	2	0	0	0	34
45	Mitchell, Davion	g	4-13	2-7	5-6	0	2	2	3	15	6	1	0	3	38
00	Thamba, Flo	g	0-0	0-0	0-0	0	0	0	1	0	0	0	0	0	4
02	Bandoo, Devonte	g	3-6	1-4	0-0	1	3	4	0	7	2	2	0	1	27
11	Vital, Mark	g	5-7	0-1	0-1	5	4	9	2	10	2	1	1	3	27
24	Mayer, Matthew	g	2-2	1-1	1-2	0	0	0	0	6	0	0	0	0	6
Team						3	1	4			2				
Totals			26-54	9-27	16-20	11	15	26	18	77	16	13	1	9	200

FG % 1st Half: 14-31 45.2% 2nd half: 12-23 52.2% Game: 26-54 48.1% Deadball Rebounds 1.1
3FG % 1st Half: 5-17 29.4% 2nd half: 4-10 40.0% Game: 9-27 33.3%
FT % 1st Half: 4-7 57.1% 2nd half: 12-13 92.3% Game: 16-20 80.0%

Officials: Don Dally, Pat Adams, Kelly Self
Technical fouls: Coastal Carolina-None. Baylor-None.
Attendance: 1921
2019 Myrtle Beach Invitational - Semifinals

Score by periods	1st	2nd	Total
Coastal Carolina	39	26	65
Baylor	37	40	77

Last FG - CCU 2nd-08:20, BU 2nd-02:53.
Largest lead - CCU by 9 1st-13:35, BU by 15 2nd-02:53.
CCU led for 17:11. BU led for 19:07. Game was tied for 03:42.

Points	In	Off	2nd	Fast	Bench
CCU	24	8	10	5	19
BU	30	19	4	12	23

Score tied - 7 times.
Lead changed - 3 times.

GAME 6 - #24 BAYLOR 87, #17 VILLANOVA 78



Official Basketball Box Score -- Game Totals -- Final Statistics
Villanova vs Baylor
11/24/19 5:00 pm at Conway, S.C. (HTC Center)



Villanova 78 • 4-2,0-0 Big East

#	Player	Total		3-Ptr		Rebounds			PF	TP	A	TO	Blk	Stl	Min
		FG-FGA	FG-FGA	FT-FTA	Off	Def	Tot								
23	Jermaine Samuels	f	2-4	1-3	0-0	0	2	2	5	5	1	1	0	0	21
24	Jeremiah Robinson-Ea	f	3-9	1-2	5-8	5	6	11	3	12	3	2	0	0	38
41	Saddiq Bey	f	6-12	1-5	3-3	3	2	5	4	16	5	3	1	2	35
02	Collin Gillespie	g	10-18	3-9	4-4	0	2	2	1	27	6	5	0	0	37
05	Justin Moore	g	0-2	0-2	0-0	0	1	1	0	0	0	1	0	1	26
03	Brandon Slater	g	2-2	1-1	2-4	0	1	1	4	7	0	0	3	0	14
10	Cole Swider	g	5-7	1-3	0-0	1	4	5	0	11	1	0	0	0	26
21	Dhamir Cosby-Roundtr	g	0-0	0-0	0-0	0	0	0	0	0	0	0	0	0	3
Team						3	1	4							
Totals			28-54	8-25	14-19	12	19	31	17	78	16	12	4	3	200

FG % 1st Half: 15-27 55.6% 2nd half: 13-27 48.1% Game: 28-54 51.9% Deadball Rebounds 2
3FG % 1st Half: 6-14 42.9% 2nd half: 2-11 18.2% Game: 8-25 32.0%
FT % 1st Half: 5-5 100.0% 2nd half: 9-14 64.3% Game: 14-19 73.7%

Baylor 87 • 5-1,0-0 Big 12

#	Player	Total		3-Ptr		Rebounds			PF	TP	A	TO	Blk	Stl	Min
		FG-FGA	FG-FGA	FT-FTA	Off	Def	Tot								
25	Clark, Tristan	f	5-8	0-0	0-0	0	4	4	4	10	0	0	0	1	21
33	Gillespie, Freddie	f	2-5	0-0	2-2	4	3	7	3	6	0	1	1	1	26
12	Butler, Jared	g	8-17	4-8	2-2	1	0	1	1	22	3	0	1	2	30
31	Teague, MaCio	g	5-9	4-6	4-4	0	3	3	1	18	1	0	0	0	32
45	Mitchell, Davion	g	5-10	1-2	2-4	0	1	1	4	13	2	2	1	1	30
02	Bandoo, Devonte	g	2-4	1-1	1-2	1	1	2	0	6	0	0	0	0	24
11	Vital, Mark	g	0-0	0-0	2-2	1	3	4	4	2	3	2	0	1	26
24	Mayer, Matthew	g	4-6	1-2	1-2	1	2	3	2	10	1	0	0	0	11
Team						3	0	3							
Totals			31-59	11-19	14-18	11	17	28	19	87	10	5	3	6	200

FG % 1st Half: 16-32 50.0% 2nd half: 15-27 55.6% Game: 31-59 52.5% Deadball Rebounds 2
3FG % 1st Half: 5-10 50.0% 2nd half: 6-9 66.7% Game: 11-19 57.9%
FT % 1st Half: 1-2 50.0% 2nd half: 13-16 81.3% Game: 14-18 77.8%

Officials: Clarence Armstrong, Lee Cassell, Mike Eades
Technical fouls: Villanova-None. Baylor-None.
Attendance:

Score by periods	1st	2nd	Total
Villanova	41	37	78
Baylor	38	49	87

Points	In	Off	2nd	Fast	Bench
VU	34	4	11	9	18
BU	36	13	11	11	18

Last FG - VU 2nd-02:38, BU 2nd-01:05.
Largest lead - VU by 6 2nd-12:49, BU by 9 2nd-00:19.
VU led for 14:22. BU led for 20:22. Game was tied for 05:16.

Score tied - 9 times.
Lead changed - 18 times.

THE LAST TIME ...

THE LAST TIME A BAYLOR TEAM...

Scored 110 Points.....	118 vs. Savannah State (12/17/17)
Scored 100 Points.....	105 vs. Central Arkansas (11/5/19)
Scored 90 Points.....	105 vs. Central Arkansas (11/5/19)
Scored Fewer than 50 Points.....	44 at Kansas (11/14/13)
Won by 40 Points.....	44 vs. Central Arkansas (11/5/19)
Won by 30 Points.....	44 vs. Central Arkansas (11/5/19)
Shot 65 pct from floor.....	66.1 (41-62) vs. Texas Southern (12/14/17)
Shot 60 pct from floor.....	60.8 (31-51) vs. PVAMU (11/12/18)
Shot less than 30 pct from floor.....	29.8 (17-57) at TCU (1/10/15)
Shot 65 pct from 3FG.....	70.6 (12-17) vs. Central Arkansas (11/10/17)
Shot 60 pct from 3FG.....	60.0 (15-25) at Oklahoma State (1/14/19)
Shot less than 15 pct from 3FG.....	11.1 (2-18) vs. Ole Miss (11/23/18)
Shot less than 10 pct from 3FG.....	.083 (1-12) vs. TCU (1/2/18)
Made 15 3-point field goals.....	18 vs. Central Arkansas (11/5/19)
Failed to make a 3FG.....	0-8 at Texas Tech (2/21/90)
Shot 95 pct from FT line.....	100.0 (9-9) at Oklahoma State (2/6/18)
Shot 90 pct from FT line.....	100.0 (9-9) at Oklahoma State (2/6/18)
Shot less than 40 pct from FT line.....	27.3 (3-11) vs. Texas Southern (11/6/18)
Had 60 Rebounds.....	60 vs. Huston-Tillotson (1/21/15)
Had 55 Rebounds.....	58 vs. Savannah State (12/17/17)
Had 50 Rebounds.....	51 vs. Central Arkansas (11/5/19)
Had 20 Offensive Rebounds.....	26 vs. Kansas (11/12/19)
Had 40 Defensive Rebounds.....	43 vs. Savannah State (12/17/17)
Had 35 Assists.....	40 vs. Hardin-Simmons (12/16/15)
Had 30 Assists.....	32 vs. Savannah State (12/17/17)
Had 25 Assists.....	25 vs. Central Arkansas (11/5/19)
Had 25 Turnovers.....	29 at West Virginia (1/10/17)
Had 20 Turnovers.....	20 at Arizona (12/15/18)
Had fewer than 7 Turnovers.....	5 vs. Villanova (11/24/19)
Had fewer than 5 Turnovers.....	4 at West Virginia (2/22/14)
Had 16 Steals.....	16 vs. Savannah State (11/23/15)
Had 15 Steals.....	15 vs. Texas State (11/15/19)
Had 12 Steals.....	15 vs. Texas State (11/15/19)
Had 12 Blocked Shots.....	12 vs. New Orleans (12/29/18)
Had 10 Blocked Shots.....	10 vs. TCU (2/2/19)
Had no Blocked Shots.....	at West Virginia (1/21/19)
Had two 20-point scorers.....	Mario Kegler (23), Devonte Bando (22) vs. West Virginia (2/13/19)
Had two 25-point scorers.....	Jo Lual-Acuil Jr. (31), Manu Lecomte (25) vs. Savannah State (12/17/17)
Had seven double-figure scorers.....	vs. Long Beach State (3/20/13)
Had six double-figure scorers.....	vs. Kansas State (1/22/18)
Had five double-figure scorers.....	vs. Villanova (11/24/19)
Had all five starters score in double figures.....	vs. Randall (12/9/17)
Had all five starters score 15+ points.....	vs. Central Arkansas (11/10/17)
Had no players score in double figures.....	vs. Texas A&M (3/5/08)
Had no starters score in double figures.....	at Kansas State (3/3/18)
Had four players score 15+ points.....	vs. PVAMU (11/12/18)
Had five players score 15+ points.....	vs. Central Arkansas (11/10/17)
Had four players score 18+ points.....	vs. Savannah State (12/17/17)
Had four players with 5+ assists.....	vs. Savannah State (12/17/17)
Had two double-doubles.....	Mario Kegler (23p/10r), Mark Vital (15p/14r) vs. West Virginia (2/23/19)
Had two double-figure rebounders.....	Mark Vital (14), Mario Kegler (10) vs. West Virginia (2/23/19)
Scored 50-plus points in first half.....	53 vs. Central Arkansas (11/5/19)
Scored 50-plus points in second half.....	52 vs. Central Arkansas (11/5/19)
Scored 50-plus points in both halves.....	vs. Central Arkansas (11/5/19)
Scored 60-plus points in first half.....	61 vs. Savannah State (12/17/17)
Scored 60-plus points in second half.....	60 at Iowa State (1/9/16)
Scored fewer than 20 points in 1st half.....	15 at Wichita State (12/1/18)
Scored 20 points or fewer in 1st half.....	20 at Arizona (12/15/18)
Scored 20 points or fewer in 2nd half.....	20 at Texas Tech (2/17/15)
Overcame a 20-point deficit to win.....	vs. Louisville, trailed 32-10, won 66-63 (11/25/16)
Overcame a 15-pt deficit with less than 10 min left to win.....	vs. Texas, trailed 55-36, won 84-83 (2/27/19)
Overcame a 20-point deficit.....	vs. Mississippi State, trailed 40-20 (3/18/18)
Overcame a 15-point halftime deficit to win.....	vs. Louisville, trailed 39-24, won 66-63 (11/25/16)
Overcame a 10-point halftime deficit to win.....	vs. Texas, trailed 40-29, won 84-83 (2/27/19)
Failed to make a 3FG.....	vs. Texas Tech, 0-8 (2/20/90)
Won an OT game.....	84-83 vs. Texas (2/27/19)
Lost an OT game.....	78-81 vs. TCU (1/2/18)
Won a 20T game.....	74-73 at Texas (2/12/18)
Lost a 20T game.....	84-91 to Colorado (3/13/08)
Won a 30T game.....	Never
Lost a 30T game.....	93-97 at SMU (1/9/88)
Won a 40T game.....	96-95 vs. North Texas (12/17/88)
Lost a 40T game.....	Never
Won a 50T game.....	116-110 at Texas A&M (1/23/08)
Lost a 50T game.....	Never

THE LAST TIME A BAYLOR PLAYER...

Recorded a Triple-Double (Pts/Reb/Ast).....	Kenny Chery (20/10/12) vs. Kansas State (2/15/14)
Recorded a Triple-Double (Pts/Reb/Blk).....	Ekpe Udoh (18/17/10) vs. Morgan State (1/6/10)
Recorded a Double-Double Off the Bench.....	Terry Maston (12p/10r) vs. TAMU-CC (11/13/17)
Recorded a Double-Double Before Halftime.....	King McClure (12p/10r) vs. George Mason (11/24/18)
Scored 35 Points.....	Makai Mason (40) vs. TCU (2/2/19)
Scored 30 Points.....	Jared Butler (30) vs. Central Arkansas (11/5/19)
Scored 30 Points in a Road Game.....	Jared Butler (31) at Kansas (3/9/19)
Scored 20 Points in a 1st Half.....	King McClure (20) at Oklahoma State (11/14/19)
Scored 25 Points in a 2nd Half.....	Makai Mason (27) vs. TCU (2/2/19)
Scored 20 Points in a 2nd Half.....	Jared Butler (23) at Kansas (3/9/19)
Scored 30 Points off the Bench.....	Nuni Omot (30) at Kansas State (3/3/18)
Scored 25 Points off the Bench.....	Terry Maston (26) vs. Mississippi State (3/18/18)
Scored 20 Points off the Bench.....	Devonte Bando (22) vs. West Virginia (2/23/19)
Made 5+ 3-pointers in a 1st Half.....	King McClure (6-7) at Oklahoma State (11/14/19)
Made 5+ 3-pointers in a 2nd Half.....	Makai Mason (6-8) vs. TCU (2/2/19)
Had 20 Rebounds.....	Jo Lual-Acuil Jr. (20) vs. Savannah State (12/17/17)
Had 15 Rebounds.....	Mark Vital (17) at Arizona (12/15/18)
Had 8+ Offensive Rebounds.....	Mark Vital (9) at Arizona (12/15/18)
Had 9+ Offensive Rebounds.....	Mark Vital (8) vs. Kansas (11/12/19)
Had 12 Rebounds in a Half.....	Johnathan Motley (14 in 2nd half) vs. Texas (1/17/17)
Had 10 Rebounds in a Half.....	King McClure (10 in 1st half) vs. George Mason (11/24/18)
Had 10 Assists.....	Tyson Jolly (10) vs. Randall (12/9/17)
Had 10+ Assists and 0 Turnovers.....	Jake Lindsey (11 AST/0 TO) vs. Kansas State (3/9/17)
Had 5 Blocked Shots.....	Tristan Clark (5) vs. New Orleans (12/29/18)
Had 6 Blocked Shots.....	Tristan Clark (6) vs. South Dakota (11/27/18)
Had 7 Blocked Shots.....	Jo Lual-Acuil Jr. (7) vs. Oklahoma State (2/21/17)
Had 5 Steals.....	Jared Butler (5) vs. Ohio (11/21/19)
Had 6 Steals.....	Lester Medford (7) vs. Savannah State (11/23/15)
Played 45+ Minutes.....	Jo Lual-Acuil Jr. (48) & Manu Lecomte (46) at Texas (2/12/18)
Made a Game-Winning Shot.....	Terry Maston (2FG) vs. Texas Tech, 59-57 (2/17/18)
Made a Game-Winning Shot in Final 10 Seconds.....	Jo Lual-Acuil Jr. (Dunk) at Texas, 74-73 2ot (2/12/18)
Made a Game-Winning Shot at Buzzer.....	Lester Medford (3FG) at Texas Tech, 63-60 (1/16/16)
Made a Game-Winning FT in Final 10 Seconds.....	Mario Kegler vs. Texas, 84-83 OT (2/29/19)

THE LAST TIME A BAYLOR OPPONENT...

Scored 100 Points.....	102 at Kansas (1/2/16)
Scored 90 Points.....	90 vs. Kansas State (1/22/18)
Scored Fewer than 50 Points at Home.....	47 at Oklahoma (1/28/19)
Scored Fewer than 50 Points.....	47 at Oklahoma (1/28/19)
Scored Fewer than 40 Points.....	39 vs. McNeese State (11/14/14)
Won by 30 Points.....	40 at Oklahoma (1/20/07)
Shot 65 pct from floor.....	66.1 (39-59) at Oklahoma (2/26/05)
Shot 60 pct from floor.....	62.0 (31-50) vs. Oklahoma (1/23/16)
Shot less than 25 pct from floor.....	23.4 (11-47) vs. Prairie View A&M (12/2/15)
Shot 55 pct from 3FG.....	55.7 (15-27) vs. Texas (2/27/19)
Shot less than 15 pct from 3FG.....	14.3 (2-14) vs. George Mason (11/24/18)
Made 15 3-point field goals.....	15 vs. Texas (2/27/19)
Shot 95 pct from FT line.....	95.7 (22-23) at Ole Miss (1/28/17)
Shot less than 50 pct from FT line.....	33.3 (2-6) at Arizona (12/15/18)
Had 50 Rebounds.....	62 vs. Wake Forest (Anaheim) (11/30/08)
Had fewer than 20 Rebounds.....	18 vs. Oregon (12/21/18)
Had 20 Offensive Rebounds.....	20 vs. Wagner (3/13/18)
Had 25 Assists.....	29 vs. Oklahoma (1/23/16)
Had 20 Turnovers.....	22 vs. Coastal Carolina (11/22/19)
Had fewer than 5 Turnovers.....	4 at West Virginia (2/22/14)
Had 13 Steals.....	15 at West Virginia (1/10/17)
Had 12 Steals.....	12 vs. West Virginia (3/9/17)
Had 12+ Blocked Shots.....	13 vs. West Virginia (2/20/18)
Had 10+ Blocked Shots.....	11 vs. Washington (11/8/19)
Had no Blocked Shots.....	at Oklahoma State (2/8/17)
Had two 20-point scorers.....	Barry Brown (34), Dean Wade (24) vs. Kansas State (1/22/18)
Had three 20-point scorers.....	Abdel Nader (26), Georges Niang (24), Monte Morris (20) vs. Iowa State (2/16/16)
Had five double-figure scorers.....	vs. Coastal Carolina (11/22/19)
Had four 15+ point scorers.....	at Texas (2/12/18)
Had two double-figure rebounders.....	Kenrich Williams (12), Vlad Brodziansky (10) at TCU (1/21/17)
Scored 50-plus points in 1st half.....	51 at Texas A&M (12/19/15)
Scored 50-plus points in 2nd half.....	52 at Texas Tech (2/13/17)
Scored 20 points or fewer in 1st half.....	16 vs. Oregon (12/21/18)
Scored 20 points or fewer in 2nd half.....	20 vs. Texas (1/6/18)
Failed to make a 3FG.....	vs. Oklahoma, 0-12 (2/25/12)

THE LAST TIME A BAYLOR OPPOSING PLAYER

Scored 30 Points.....	Brandon Clarke (36) vs. Gonzaga (3/23/19)
Had 20 Rebounds.....	Jamahl Mosley (20) vs. Colorado (Kansas City) (3/8/01)
Had 15 Rebounds.....	Mohamed Bamba (16) at Texas (2/12/18)
Had 10 Assists.....	Courtney Ramey (10) vs. Texas (2/27/19)
Had 8 Turnovers.....	Trae Young (8) vs. Oklahoma (2/27/18)
Had 7 Turnovers.....	Jarrett Culver (7) vs. Texas Tech (1/19/19)
Had 7 Blocked Shots.....	Sagaba Konate (9) vs. West Virginia (2/20/18)
Had 6 Blocked Shots.....	Yor Anei (6) vs. Oklahoma State (3/6/19)
Had 5 Steals.....	Dedric Lawson (5) vs. Kansas (11/12/19)
Had 6 Steals.....	Jevon Carter (6) vs. West Virginia (3/9/18)

2019-20 INDIVIDUAL SUPERLATIVES

CATEGORY	BAYLOR	OPPONENT
Points Scored	30, Jared Butler vs. Central Arkansas (11/5)	27, Collin Gillespie vs. Villanova (11/24)
Field Goals Made	10, Jared Butler vs. Central Arkansas (11/5)	10, Collin Gillespie vs. Villanova (11/24)
FGs Attempted	17, Jared Butler vs. Villanova (11/24)	19, Nijal Pearson vs. Texas State (11/15)
Highest FG % (min 5 made)	.857 (6-7), Freddie Gillespie vs. Central Arkansas (11/5)	.625 (5-8), Caleb Asberry vs. Texas State (11/15)
3-Point FGs Made	8, Jared Butler vs. Central Arkansas (11/5)	5, Keishawn Brewton vs. Coastal Carolina (11/22)
3-Point FGs Attempted	12, Jared Butler vs. Central Arkansas (11/5)	9, Collin Gillespie vs. Villanova (11/24)
3-Point FG % (min 5 att)	.667 (8-12), Jared Butler vs. Central Arkansas (11/5) .667 (4-6), MaCio Teague vs. UCA (11/5) & vs. Villanova (11/24) .667 (4-6), Jared Butler vs. Washington (11/8)	.667 (4-6), Nahzich Carter vs. Washington (11/8)
Free Throws Made	6, Jared Butler & Freddie Gillespie vs. Ohio (11/21) 6, MaCio Teague vs. Coastal Carolina (11/22)	7, Jaden McDaniels vs. Washington (11/8)
Free Throws Attempted	8, Freddie Gillespie vs. Ohio (11/21)	8, Jaden McDaniels vs. Washington (11/8) 8, Jeremiah Robinson-Earl vs. Villanova (11/24)
Free Throw % (min 7 att)	.750 (6-8), Freddie Gillespie vs. Ohio (11/21)	.875 (7-8), Jaden McDaniels vs. Washington (11/8)
Offensive Rebounds	6, Freddie Gillespie vs. Texas State (11/15) & vs. Ohio (11/21)	5, Jeremiah Robinson-Earl vs. Villanova (11/24)
Defensive Rebounds	9, MaCio Teague vs. Central Arkansas (11/5)	8, Isiah Small vs. Texas State (11/15)
Total Rebounds	11, Freddie Gillespie vs. Texas State (11/15) & vs. Ohio (11/21)	12, Isiah Small vs. Texas State (11/15)
Assists	6, Davion Mitchell vs. Coastal Carolina (11/22)	9, Quade Green vs. Washington (11/8)
Turnovers	4, Jared Butler vs. Washington (11/8) & vs. Ohio (11/21)	6, Jason Preston vs. Ohio (11/21)
Blocked Shots	3, Freddie Gillespie vs. Washington (11/8)	4, Jaden McDaniels & Hameir Wright vs. Washington (11/8)
Steals	5, Jared Butler vs. Ohio (11/21)	4, Marlin Davis vs. Texas State (11/15)
Minutes Played	38, Davion Mitchell vs. Coastal Carolina (11/22)	38, Nahziah Carter vs. Washington (11/8) 38, Jeremiah Robinson-Earl vs. Villanova (11/24)

2019-20 TEAM SUPERLATIVES

BAYLOR HIGH	BAYLOR LOW	CATEGORY	OPPONENT HIGH	OPPONENT LOW
105 vs. Central Arkansas (11/5)	64 vs. Washington (11/8)	Points Scored	78 vs. Villanova (11/24)	53 vs. Ohio (11/21)
53 vs. Central Arkansas (11/5)	30 vs. Texas State (11/15)	Points, 1st Half	41 vs. Villanova (11/24)	23 vs. Ohio (11/21)
52 vs. Central Arkansas (11/5)	33 vs. Washington (11/8)	Points, 2nd Half	43 vs. Washington (11/8)	26 at Coastal Carolina (11/22)
–	–	Points/Overtime	–	–
40 vs. Central Arkansas (11/5)	23 vs. Washington (11/8)	Field Goals Made	28 vs. Villanova (11/24)	19 vs. Ohio (11/21)
71 vs. Central Arkansas (11/5)	54 at Coastal Carolina (11/22)	Field Goal Attempts	61 vs. UCA (11/5) & vs. UW (11/15)	45 at Coastal Carolina (11/22)
.563 (40-71) vs. UCA (11/5)	.354 (23-65) vs. Washington (11/8)	FG Percentage	.519 (28-54) vs. Villanova (11/24)	.358 (19-53) vs. Ohio (11/21)
18 vs. Central Arkansas (11/5)	4 vs. Ohio (11/21)	3-Point FGs Made	8 vs. Villanova (11/24)	4 vs. Central Arkansas (11/5)
33 vs. Central Arkansas (11/5)	15 vs. Ohio (11/21)	3-Point FG Attempts	29 vs. Ohio (11/21)	14 at Coastal Carolina (11/22)
.579 (11-19) vs. Villanova (11/24)	.261 (6-23) vs. Texas State (11/15)	3-Point FG Percentage	.643 (9-14) at Coastal Carolina (11/22)	.174 (4-23) vs. UCA (11/5)
22 vs. Ohio (11/21)	7 vs. Central Arkansas (11/5)	Free Throws Made	14 vs. Villanova (11/24)	5 vs. Texas State (11/15)
28 vs. Ohio (11/21)	12 vs. Washington (11/8)	Free Throw Attempts	24 vs. Central Arkansas (11/5)	7 vs. Texas State (11/15)
.833 (10-12) vs. Washington (11/8)	.500 (7-14) vs. UCA (11/5)	Free Throw Percentage	.737 (14-19) vs. Villanova (11/24)	.500 (6-12) vs. Ohio (11/21)
17 vs. Ohio (11/21)	11 at CCU (11/22) & vs. Villanova (11/24)	Offensive Rebounds	12 vs. Villanova (11/24)	5 vs. Washington (11/8)
38 vs. Central Arkansas (11/5)	15 at Coastal Carolina (11/22)	Defensive Rebounds	29 vs. Washington (11/8)	19 vs. Villanova (11/24)
51 vs. Central Arkansas (11/5)	26 at Coastal Carolina (11/22)	Total Rebounds	34 vs. Washington (11/8)	29 at Coastal Carolina (11/22)
25 vs. Central Arkansas (11/5)	10 vs. Ohio (11/21) & vs. Villanova (11/24)	Assists	17 vs. Washington (11/8)	11 vs. UCA (11/5) & vs. TXST (11/15)
16 vs. Washington (11/8)	5 vs. Villanova (11/24)	Turnovers	22 at Coastal Carolina (11/22)	12 vs. Villanova (11/24)
7 vs. Texas State (11/15)	1 vs. Coastal Carolina (11/22)	Blocked Shots	11 vs. Washington (11/8)	2 vs. Ohio (11/21)
15 vs. Texas State (11/15)	6 vs. UCA (11/5) & vs. Villanova (11/24)	Steals	8 vs. UW (11/8) & vs. UCA (11/15)	3 vs. Villanova (11/24)
20 vs. Central Arkansas (11/5)	10 vs. Texas State (11/15)	Fouls	21 at Coastal Carolina (11/22)	15 vs. Washington (11/8)



2019-20

5-1

BIG 12

0-0

AP

18th

COACHES

16th

KENPOM

11th

BAYLOR vs. MARYLAND-EASTERN SHORE | GAME 7
Dec. 3, 2019 (Waco, Texas | Ferrrell Center)

Baylor Broadcast Notes

0



Flo Thamba

F • 6-10 • 245 • So. • Kinshasa, Congo

	MIN	PTS	REB	BLK	FG%	3FG%	FT%
SEA	8.3	2.3	2.3	0.3	.750	.000	.600
B12	—	—	—	—	—	—	—
CAR	9.8	1.8	2.2	0.6	.558	.000	.543

- Sophomore big man with 7-foot-6 wingspan, originally from Democratic Republic of the Congo
- Has come off bench in 4 of first 6 games this season, totaling 9 points and 9 rebounds in 33 minutes
- Averaged 11.3 minutes in 20 games after Tristan Clark's injury last yr — averaged 7.6 mpg prior
- Born in Congo, lived in England, France and South Africa, emigrated to United States in 2014
- Averaged 14.0 points, 10.0 rebounds and 1.5 blocks as senior at Mountain Mission School in Grundy, Va.

2



Devonte Bando

G • 6-1 • 185 • Sr. • Mississauga, Ontario

	MIN	PTS	REB	AST	FG%	3FG%	FT%
SEA	24.7	8.7	4.2	1.5	.455	.381	.800
B12	—	—	—	—	—	—	—
CAR	21.6	8.5	2.5	1.4	.450	.393	.896

- Canadian JuCo transfer senior guard, made 40% of 3-pointers in first season at BU (1.5 3FG/m)
- Led team in bench scoring 3 of 6 games this season — 15 vs. UCA, 9 vs. Washington, 11 vs. TX State
- Big 12's 4th-best 3-point shooter in league play (44%) last yr, made 3-pointer in 16 of 18 Big 12 games
- Scored 10+ points in 9 of last 18 games (10.3 ppg) after doing so in 3 of 19 preceding games
- Scored 1,072 points over 72 games during JuCo career, averaging 14.9 points in 27.1 minutes per game

5



Jordan Turner

G/F • 6-7 • 195 • Fr. • Houston, Texas

	MIN	PTS	REB	AST	FG%	3FG%	FT%
SEA	—	—	—	—	—	—	—
B12	—	—	—	—	—	—	—
CAR	—	—	—	—	—	—	—

- Freshman wing from Houston, attended Sunrise Christian in Bel Aire, Kan. for final 2 prep seasons
- Expected to redshirt during 2019-20 season and participate on practice squad
- Ranked No. 11 recruit in Texas and No. 24 SF nationally in 2019 signing class by ESPN
- Played first two prep seasons at Global Learning Village in Houston
- Twin brother, Jalyn, is freshman on Central Oklahoma basketball squad

11



Mark Vital (VYE-tuhl)

G/F • 6-5 • 230 • R.Jr. • Lake Charles, La.

	MIN	PTS	REB	AST	FG%	3FG%	FT%
SEA	24.0	7.5	5.3	1.3	.432	.200	.632
B12	—	—	—	—	—	—	—
CAR	25.7	7.0	6.3	2.0	.468	.162	.528

- Only BU player to start all 34 games last season, has appeared in team-high 65 consecutive games
- Posted 10 points, 9 rebounds, 3 steals, 2 assists and 1 block in 27 min off bench in win at CCU
- Came off bench in 5 of 6 games this season, started lone game Tristan Clark missed vs. TXST (11/15)
- Named HM All-Big 12 and All-Defensive; ranked 7th nationally and led B12 in offensive reb. (3.56/gm)
- Shooting 67% at foul line (50-75) over last 23 games; shot 46% (73-158) in first 50 collegiate games

12



Jared Butler

G • 6-3 • 190 • So. • Reserve, La.

	MIN	PTS	REB	AST	FG%	3FG%	FT%
SEA	29.7	19.3	2.7	3.5	.534	.525	1.000
B12	—	—	—	—	—	—	—
CAR	27.2	11.6	3.1	2.9	.423	.384	.835

- Sophomore, started last 26 games; made 3FG in 25 of 26 since becoming starter (43% on 3FGs; 74-174)
- Led team in scoring in 5 of 6 games this year (30 vs. UCA, 18 vs. UW, 15 vs. TXST, 19 vs. OU, 22 vs. VU)
- Leads Big 12 in 3FG%, FT% and 3-pointers/gm (3.5), ranks 2nd in scoring, 3rd in FG%, 5th in steals (2.0)
- Myrtle Beach Invitational MVP after scoring 10 points in final 6 minutes of title game vs. No. 17 Villanova
- Posted 30 points in season-opener vs. UCA, made 8-of-12 3-pointers (6th most in BU history)

13



Jackson Moffatt

G/F • 6-6 • 210 • R.Fr. • Magnolia, Texas

	MIN	PTS	REB	AST	FG%	3FG%	FT%
SEA	2.0	0.0	0.5	0.0	.000	.000	.000
B12	—	—	—	—	—	—	—
CAR	2.0	0.0	0.5	0.0	.000	.000	.000

- Redshirt freshman walk-on wing from Magnolia High School, played on practice squad last season
- Made Baylor debut playing final 3 minutes of season-opener vs. UCA; had 1 rebound
- Scored 2,066 points during prep career, becoming Magnolia's all-time leading scorer
- 3-time first-team All-District 20-5A honoree and 2-time TABC All-Region selection
- Holds MHS record for single-game scoring with 45-point game

15



Obim Okeke (OH-bihm OH-kay-kay)

G • 6-0 • 225 • Sr. • Las Vegas, Nev.

	MIN	PTS	REB	AST	FG%	3FG%	FT%
SEA	2.5	0.0	1.0	1.0	.000	.000	.000
B12	—	—	—	—	—	—	—
CAR	3.2	0.7	0.4	0.3	.250	.176	.000

- Senior walk-on guard, played 3 seasons on BU football team, switched to MBB after 2017 FB season
- Played 4 minutes off bench in season-opener vs. UCA, posted 2 assists, 2 rebounds and 1 steal
- Came off bench to play in 9 games last season, totaling 10 points in 32 minutes of action
- Played in 5 football games over 2016-17 seasons as running back and kick returner
- Won 5 state titles at Bishop Gorman HS, 3 in basketball and 2 in football

24



Matthew Mayer (MYE-er)

G/F • 6-9 • 210 • So. • Austin, Texas

	MIN	PTS	REB	AST	FG%	3FG%	FT%
SEA	8.7	4.0	1.2	0.8	.450	.571	.500
B12	—	—	—	—	—	—	—
CAR	11.3	4.5	1.9	0.8	.345	.333	.647

- Sophomore wing with length, range and quick release, provides instant offense off bench
- Posted career-high 4 assists and added 3 steals in just 14 minutes off bench vs. Texas State
- Has 6 career games with 10+ pts off bench, including 10 points in 11 min of win vs. Villanova (11/24/19)
- Scored 17 points (5-of-9 FGs) in just 14 minutes off bench in last year's Big 12 opener at TCU (1/5/19)
- 4-star recruit from Austin's Westlake High School, ranked among top-100 recruits nationally in 2018 class

25



Tristan Clark

F • 6-10 • 245 • Jr. • San Antonio, Texas

	MIN	PTS	REB	AST	FG%	3FG%	FT%
SEA	20.6	6.0	4.2	1.0	.361	.000	.667
B12	—	—	—	—	—	—	—
CAR	22.6	8.8	4.9	1.0	.627	.250	.661

- Strong, skilled junior forward; played 16 minutes in season-opener, first action since Jan. 8 (301 days)
- Working way back from season-ending knee injury in January, played in 5 of 6 games this season
- Led nation with .737 FG pct last year (84-114) until he dropped from minimum 75% of games on Jan. 26
- Double-figure scoring in 11 of 14 games last season after doing so in 10 of 33 games last year
- Career .627 field goal percentage (190-303) is 2nd-best in program history (Josh Lomers .663)

31



MaCio Teague (may-SEE-oh)

G • 6-3 • 195 • R.Jr. • Cincinnati, Ohio

	MIN	PTS	REB	AST	FG%	3FG%	FT%
SEA	31.5	15.7	4.3	2.7	.463	.436	.882
B12	—	—	—	—	—	—	—
CAR	34.4	16.1	4.5	2.6	.443	.437	.876

- Redshirt junior guard, sat out 18-19 as transfer from UNC Asheville; played on practice squad
- Led team with 21 points and added 2 assists and 0 turnovers in 34 minutes of win at CCU
- Has made a 3FG in 31 consecutive games; 11 career games with 5+ 3FGs, 33 games with 3+ 3FGs
- Ranks 9th among active players with .437 career 3FG%; makes 2.5 3s per game (184-421; 73 games)
- Scored 1,078 points over 2 seasons at UNCA, 4th player in Big South history to reach 1k as soph.

33



Freddie Gillespie

F • 6-9 • 245 • R.Sr. • St. Paul, Minn.

	MIN	PTS	REB	BLK	FG%	3FG%	FT%
SEA	27.2	9.3	7.8	1.5	.513	.000	.727
B12	—	—	—	—	—	—	—
CAR	20.0	6.0	5.0	1.2	.611	.000	.611

- Former walk-on forward, sat out 2017-18 after transferring from D3 Carleton College in Northfield, Minn.
- Posted 3 double-doubles this season (11p/10r/4s vs. UW; 11p/11r/4s vs. TXST; 10p/11r/2s vs. OU)
- Big 12 per gm ranks: 1st offensive rebounds (4.2), 8th steals (1.8), 8th rebounds (7.8), 5th blocks (1.5)
- Tied for Big 12 lead with 3 double-doubles after posting 1 double-double all of last season
- Played only 16 minutes during 2015-16 freshman season at Carleton, totaling 4 pts, 7 reb and 2 blocks

45



Davion Mitchell (DAY-vee-ahn)

G • 6-2 • 195 • RSo. • Hinesville, Ga.

	MIN	PTS	REB	AST	FG%	3FG%	FT%
SEA	30.2	9.2	1.8	3.2	.413	.227	.571
B12	—	—	—	—	—	—	—
CAR	19.1	4.5	1.3	2.1	.424	.270	.635

- Lightning quick redshirt sophomore guard, sat out last season after transferring from Auburn
- Career-high 15 points, 6 assists, 3 steals and only 1 turnover in 38 minutes of win at CCU
- Has started all 6 games this season after coming off bench in all 34 games at Auburn in 2017-18
- Consensus 4-star recruit, ranked as high as No. 33 nationally in 2017 class by 247Sports
- Teams are 17-1 in games in which he's played 20+ minutes (Auburn 12-0, Baylor 5-1)

Head Coach: Scott Drew (17th season at Baylor)
 Associate Head Coach: Jerome Tang (17th season at Baylor)
 Assistant Coach: Alvin Brooks III (4th season at Baylor)
 Assistant Coach: John Jakus (3rd season at Baylor)

Special Assistant & Director of Player Personnel: Jared Nunez
 Special Assistant to the Head Coach: Bill Peterson
 Director of Basketball Operations: Aditya Malhotra
 Director of Video Operations: Ty Beard
 Athletic Trainer: Dave Snyder
 Strength Coach: Charlie Melton