

GAME 12

11/10/14 **BAYLOR** (10-1, 7-1 BIG 12) at NR/NR/NR **KANSAS** (3-8, 1-7 BIG 12)



Nov. 30, 2019 • 2:30 p.m. CT • TV: ESPN • Radio: Baylor Sports Network
Lawrence, Kansas • David Booth Kansas Memorial Stadium (50,071)

MEDIA INFORMATION

TV: ESPN / ESPN app

Talent: Beth Mowins (pxp), Anthony Becht (analyst), Rocky Boiman (sideline)

Radio: Baylor Sports Network / ESPN Central Texas

Talent: John Morris (pxp), J.J. Joe (analyst), Ricky Thompson (sideline)

Satellite Radio: Sirius 138 / XM 199 / Internet 953

Live Stats: Baylor.StatBroadcast.com

Twitter: @BUFootball | #SicEm

BAYLOR 10-1, 7-1 Big 12

Ranking 11 — AP, 10 — Coaches, 14 — CFP
Last Game Nov. 23, 2019
win vs. Texas, 24-10

Head Coach Matt Rhule (Penn State, '97)

Career Record 46-41 (7th season)

Baylor Record 18-18 (3rd season)

vs. KU 2-0

KANSAS 3-8, 1-7 Big 12

Ranking NR — AP, NR — Coaches, NR — CFP
Last Game Nov. 23, 2019
loss at Iowa State, 41-31

Head Coach Les Miles (Michigan, '76)

Career Record 145-63 (17th season)

KU Record 3-8 (1st season)

vs. Baylor 4-0

BAYLOR COACHING STAFF

On the Field

Matt Rhule	Head Coach
Joey McGuire	Associate HC/Defensive Ends
Phil Snow	Defensive Coordinator/Safeties
Shawn Bell	Offensive Line
Evan Cooper	Corners/Recruiting Coord.
Frisman Jackson	Wide Receivers/Passing Game Coord.
Marcus Satterfield	Tight Ends
Frank Okam	Defensive Line

In the Press Box

Jeff Nixon	Co-Offensive Coord./Running Backs
Glenn Thomas	Co-Offensive Coord./Quarterbacks
Mike Siravo	Linebackers/Special Teams Coord.

BAYLOR ATHLETICS COMMUNICATIONS

TAYLOR BRYAN Primary Contact
254-709-4411 (cell) • Taylor_Bryan@baylor.edu

RACHEL CATON Secondary Contact
254-652-2061 (cell) • Rachel_Caton@baylor.edu

STORY LINES

- BU treks to Lawrence to close out the 2019 regular season in a Thanksgiving weekend showdown with Kansas.
- Baylor is tied for first place in the Big 12 with one game remaining, and with its victory over Texas clinched its first berth in the 2019 Dr Pepper Big 12 Championship game on Dec. 7 at AT&T Stadium in Arlington.
- The Bears have secured their fifth 10+ win season this decade and only the sixth in program history. An 11th victory on the season would tie the program record for wins in a season set in 2013 and 2014.
- Baylor is the first Power 5 program to win 10 games within two seasons of winning one game or less.
- **James Lynch** owns BU records for sacks in a Big 12 game (3.0 at K-State) and career sacks (19.0). He needs only 0.5 to tie the single-season sack record of 11.0. BU leads the nation with 20.0 sacks rushing only three.
- BU defense has allowed only six points on 11 opening drives this season - two FGs and nine punts forced.
- The Bears are first in the Big 12 with a +7 turnover margin through 11 games, after a combined turnover differential of -23 in 2017-18. **Grayland Arnold** leads BU with 5 interceptions, most by a player since 2016.
- Since taking over as Baylor's starting MLB, **Terrel Bernard** has averaged 13 tackles per game in four contests.
- Baylor leads the Big 12 and ranks 20th nationally in scoring defense (19.5 ppg), the lowest for BU since 1995.
- **Charlie Brewer** has completed greater than 60% of his passes in 21 of 27 starts, including 12 of the last 13.
- BU has forced multiple turnovers in seven times in 2019 and rank second nationally with a takeaway in 13 consecutive games dating back to 2018's win over Texas Tech.
- BU has 38 sacks in 10 games, No. 2 in program history, and need two more to tie the record of 40 set in 1992.
- Baylor offensive lineman **Sam Tecklenburg** leads the team with 39 starts, including 36 straight. Sixth-year senior wide receiver **Chris Platt** has played in a Baylor record 54 career games played.
- BU has blocked 9 kicks in the last 16 games, and has 14 blocks since the start of 2017, the 2nd most nationally.
- Baylor holds a 116-56-2 record all-time as a ranked team. BU is 23-30-1 as a ranked team vs. a ranked team.
- **Denzel Mims** is the only FBS player with at least eight receiving touchdowns in each of the last three seasons.
- BU has allowed 215 points in 11 games, the fewest allowed over 11 games since they let in only 166 in 1995.

2019 SCHEDULE

	Aug. 31 STEPHEN F. AUSTIN vs. NR/RV BAYLOR Big 12 Now W, 56-17 Seven different players responsible for scores in blow out opening day victory.
	Sept. 7 UTSA vs. BAYLOR FSN W, 63-14 Baylor piles up 546 yards and sets a new record for points scored by a Matt Rhule-coached team.
	Sept. 21 Baylor at Rice CBSSN W, 21-13 Charlie Brewer's 361 total yards and two touchdowns leads BU to victory in defensive struggle.
	Sept. 28 RV/RV IOWA STATE vs. BAYLOR ESPN W, 23-21 Charlie Brewer leads 4th career game-winning drive, John Mayers converts 38-yard field goal with :21 left.
	Oct. 5 RV/RV Baylor at RV/RV Kansas State ESPN2 W, 31-12 Baylor piles up 15.0 TFL and 6.0 sacks, holds K-State to only 341 yards in road victory.
	Oct. 12 TEXAS TECH vs. 22/23 BAYLOR (HC/TFBI Shootout) FS1 W, 33-30 (2OT) BU converts a game-tying field goal as time expires, JaMycal Hasty scores 5-yard game winner in 2OT.
	Oct. 19 18/18 Baylor at Oklahoma State FOX W, 45-27 Bears earn second win since 1939 in Stillwater behind JaMycal Hasty's 212 total yards and two scores.
	Oct. 31 WEST VIRGINIA vs. 12/11 BAYLOR ESPN W, 17-14 The Baylor defense holds its sixth opponent on the year to 21 or less and only 219 total yards.
	Nov. 9 11/10/12 Baylor at TCU FS1 W, 29-23 (3OT) Charlie Brewer accounts for three scores in overtime as Bears claw back for triple OT victory thriller.
	Nov. 16 10/8/10 OKLAHOMA vs. 12/10/13 BAYLOR ABC L, 34-31 Baylor jumps out to 31-10 lead at half, but outscored 24-0 after break in nail-biting loss.
	Nov. 23 RV/NR/NR TEXAS vs. 11/10/14 BAYLOR FS1 W, 24-10 The Bears clinch a Big 12 title game berth with a dominating victory over in-state Texas.
	Nov. 30 Baylor at Kansas ESPN 2:30 p.m. CT Lawrence, Kansas / David Booth Kansas Memorial Stadium (50,071) / Baylor leads 14-4
	Nov. 30 Baylor vs. Oklahoma (Big 12 Championship) ABC 11 a.m. CT Arlington, Texas / AT&T Stadium (100,000) / OU leads 26-3



MATT RHULE

HEAD COACH, THIRD SEASON

THE RHULE FILE

PERSONAL

Born: January 31, 1975

Family: wife Julie; son Bryant; daughters Vivienne and Leona

EDUCATION

Penn State (1997, B.A. in Political Science)

Buffalo (2003, M.A. in Educational Psychology)

PLAYING EXPERIENCE

Penn State, 1994-97 (linebacker, Academic All-Big Ten [97])

COACHING EXPERIENCE

1998	Albright College, linebackers
1999	Buffalo, assistant defensive line
2000	Buffalo, defensive line
2001	UCLA, assistant defensive line
2002	Western Carolina, linebackers / special teams
2003-04	Western Carolina, asst. HC / LB / special teams
2005	Western Carolina, asst. HC / OL / ST / RGC
2006	Temple, defensive line
2007	Temple, quarterbacks / recruiting coord.
2008-10	Temple, offensive coord. / quarterbacks
2011	Temple, asst. OC / TE / recruiting coord.
2012	New York Giants, assistant offensive line
2013-16	Temple, head coach
2017-current	Baylor, head coach

THE RHULE WORKSHEET

YEAR	OVERALL		CONFERENCE	
	SCHOOL	RECORD	RECORD, FINISH	
2013	Temple	2-10	1-7, 1-9th (AAC)	
2014	Temple	6-6	4-4, 6th (AAC)	
2015	Temple	10-4	7-1, 1st (AAC East)	
2016	Temple	10-3	7-1, 1st (AAC East)	
2017	Baylor	1-11	1-8, 9th (Big 12)	
2018	Baylor	7-6	4-5 (Big 12)	
2019	Baylor	10-1	7-1 (Big 12)	
TOTALS	7 seasons	46-41	31-27	
	BU 3 seasons	18-18	12-14	
	TU 4 seasons	28-23	19-13	

KANSAS SERIES HISTORY

- Baylor closes the 2019 regular season with a trip to Kansas on November 30. The Bears have won nine straight meetings with KU, including the last four trips to Lawrence. Ranked Baylor is 4-0 against Kansas.
- BU has outscored the Jayhawks 425-109 since 2010 with an average margin of victory of 35 ppg.
- Last season, Charlie Brewer threw for 221 yards and three touchdowns while adding another 57 yards on the ground as the Bears picked up a 26-7 win.
- Baylor's last visit to KU was Brewer's first career start, when he hit 23-of-29 passes for 315 yards and three scores, in a 38-9 victory.

NEXT UP

- Just three weeks after a heart-breaking three-point loss to the Sooners, Baylor and OU match up again in the 2019 Big 12 Championship presented by Dr Pepper at Arlington's AT&T Stadium.
- The Bears are 3-26 all-time against Oklahoma with all three wins occurring between 2011-2014. BU has lost five straight meetings with the Sooners including a 34-31 decision at McLane Stadium on Nov. 16.
- Baylor is making its first ever appearance in the Big 12 Championship game. OU appears for the third consecutive season and 11th time overall. The two programs have never met on a neutral site.
- Against OU in his career, Denzel Mims has 28 receptions, 398 yards and six touchdowns - a BU record.

BERNARD FILLING THE GAP

- Sophomore linebacker Terrel Bernard has stepped up following the loss of Clay Johnston to a season-ending knee injury in the victory over Texas Tech.
- Bernard has averaged 13 tackles per game over the last four contests with 4.0 sacks, 7.0 TFL, one fumble recovery and one interception.
- The sophomore from La Porte has picked up a pair of Big 12 Defensive Player of the Week awards in that stretch (Oct. 21 and Nov. 11) as well as one Nagurski Trophy National Player of the Week (Nov. 11).
- Over the last four games, Bernard has posted three double-digit tackle totals including 19 against TCU on Nov. 9 - the most by a Baylor player since Sam Holl had 21 at Kansas in 2011.

JAMES LYNCH CRUSHING RECORDS

- Junior defensive lineman James Lynch ranks first in the Big 12 and 8th nationally with 10.5 sacks in 2019. He is third in the conference with 14.5 tackles for loss, a total that ranks 21st nationally.
- The Round Rock native is 10th among active FBS players (1st, Big 12) with 19.0 career sacks.
- Lynch set a new Baylor record for sacks in a Big 12 game with 3.0 sacks at K-State. He was named the Bednarik Award National Player of the Week for his performance against the Wildcats.
- With two sacks against Texas, Lynch claimed Baylor's career sack record. He is also closing in on the program's single-season sack record. Lynch also stands just outside the tackles for loss career list.
- Lynch needs 2.5 sacks to reach 10th on the Big 12 single-season top 10 list (E. Ogbah, OSU - 13.0).

SACKS

SEASON LEADERS

PLAYER	SACKS
1. Shawn Oakman (2014)	11.0
2. Matthew Pearson (1992)	10.5
James Lynch (2019)	10.5

SACKS

CAREER LEADERS

PLAYER	SACKS
1. James Lynch (2017-)	18.0
2. Shawn Oakman (2013-15)	17.5

TACKLES FOR LOSS

CAREER LEADERS

PLAYER	YDS	TFL
1. Charles Benson (79-82)	259	49.0
...		
9. Daryl Gardener (92-95)	111	32.5
10. Santana Dotson (88-91)	117	30.0
Andrew Billings (13-15)	112	30.0
-- James Lynch (2017-)	136	28.5

RHULE TEAMS IN YEAR THREE


- Baylor head coach Matt Rhule has experienced rebuilding projects in his career before and his time at Temple is very similar to the beginning of his tenure in Waco.
- After a 2-10 mark in 2013 with the Owls, Rhule guided the program to a 6-6 mark & bowl eligibility in 2014.
- Baylor finished 2017 with a 1-11 mark, made a big jump in year two finishing 7-6 with a bowl win.
- In his third season at Temple, Rhule led the Owls to a 10-4 record, an AAC Championship berth and a bowl.
- Baylor opened 2019 with nine consecutive wins, currently stands at 10-1 and has secured a Big 12 Championship spot.
- In years 2-3-4 at both Temple and Baylor, Rhule holds a record of 43-20.

TOUGHNESS REWARDED

In 2017, head coach Matt Rhule began a new tradition at Baylor of rewarding the nine toughest players on the BU roster with single-digit jerseys. The jersey numbers are awarded to the student-athletes deemed by their teammates to be the toughest members of the team. Rhule began the tradition of honoring toughness with single digits during his tenure at Temple.



1 GRAYLAND ARNOLD
Junior




2 BLAKE LYNCH
Senior



3 CHRIS MILLER
Senior



4 CLAY JOHNSTON
Senior



5 DENZEL MIMS
Senior



6 JAMYCAL HASTY
Senior



7 JOHN LOVETT
Junior



8 HENRY BLACK
Senior



9 JAMES LOCKHART
Senior

SACK RECORD ON DECK

• Baylor opened 2019 with a goal of 40 sacks on the season and the Bears are closing in on that landmark, that would equal the BU program record. **BU has had at least three sacks in nine of 11 games in 2019.**

SACKS

1.	40	1992
2.	38	2019
3.	37	1986
	37	2014
5.	33	1989
	33	1991

DEFENSIVE LINE DOMINATION

- Baylor's defensive line was clicking on all cylinders since the start of October. BU tallied a combined total of 26.0 sacks and 55.0 tackles for loss over the last seven games, where the Bears hold a 6-1 record.
- With 2.0 sacks against Oklahoma State, Baylor equaled their 2018 season total of 25.0 in only seven games. **The 38.0 sacks in 11 games is the second largest season sack total in Baylor history.**
- Texas Tech entered the Oct. 12 matchup having allowed only 4.0 sacks in five games, but the Bears totaled 5.0 sacks lead by 2.5 from James Lynch.
- Lynch and Bravvion Roy became the first teammates in BU's Big 12 history to each record 3.5 TFL or more in a Big 12 game in the win at K-State.
- Baylor leads FBS in sacks (20.0) when rushing no more than three. The next closest teams are Texas Tech and UAB both with 12.0.

BREWER THE CARDIAC KID

- In his time as Baylor's starting quarterback, Charlie Brewer has led the Bears on five game-winning drives in the fourth quarter, including this season's victories over Iowa State and OSU. He also led drives to tie the game before ultimately winning in overtime vs. Texas Tech and TCU. Below is a breakdown of those wins.
- **Baylor holds the national lead with seven 4th-quarter comebacks since the start of 2018.**

DATE	OPPONENT	DEFICIT	RESULT	FINAL SCORE
10/6/18	Kansas State	Tied 34-34, 4:26 left	Martin FG	W, 37-34
11/3/18	Oklahoma State	Trail 31-28, 3:12 left	Brewer to Mims TD	W, 35-31
12/27/18	Vanderbilt	Tied 38-38, 1:50 left	Brewer to M. Jones TD	W, 45-38
9/28/19	Iowa State	Trail 21-20, 3:45 left	Mayers FG	W, 23-21
10/12/19	Texas Tech	Trail 20-17, 1:37 left	Mayers FG to tie	W, 33-30 (2 OT)
10/19/19	at Oklahoma St.	Trail 27-24, 12:55 left	Brewer 2 yd run TD	W, 45-27
11/9/19	at TCU	Trail 9-6, 14:34 left	Mayers FG to tie	W, 29-23 (3 OT)

NOTING THE DEFENSE

- The Bears lead the Big 12 and rank fifth nationally with 38.0 sacks on the season. BU had only 25.0 sacks in 13 games in 2018. BU is also tops in the Big 12 with 81.0 TFL in 2019, that total is 19th in FBS.
- Baylor ranks second in the Big 12 in Yards Per Play Differential (O-D) at +1.77 behind only Oklahoma (+3.12).
- BU has had 38.0 sacks in the first 11 games of a season, a first in the Big 12 era. With 81 tackles for loss, the Bears have the 8th best TFL total in program history. The record is 99 in 2013.
- Baylor allowed 21 points or less in five-straight games to open a season for the first time since 1991 when it allowed 21 or less in the first six games.
- The Bears lead the Big 12 and ranks 20th nationally in scoring defense (19.5 ppg), the lowest for BU since 1995 when it allowed only 15.1 ppg (166 points) in 11 games.

NEW-LOOK DEFENSE LEADING THE CHARGE

- Transitioning to a 3-3-5 odd front, Baylor believed adding more speed to the back end would translate to results. That hypothesis was correct.
- **With one takeaway against Texas, Baylor has now had 25 interceptions or fumble recoveries in the last 13 games after only six in the prior 14 contests.**
- Through 11 games, the Bears have held opponents to only 54 first-half points (4.9 ppg) and an average of 359.4 yards per game (3rd, B12). BU ranks 4th in Big 12 in rush defense (142.1) and pass defense (217.3).
- Baylor has allowed only 32 plays of 20 or more yards, the fewest in the Big 12. Next lowest is WVU with 42.
- BU leads the Big 12 with a +7 turnover margin through 11 games.
- After only 10 interceptions in the first 25 games of the Rhule era, BU now has 12 interceptions in 2019 (11 in last eight games). Grayland Arnold has five interceptions in 2019, more than Baylor's team in 2017 (3).
- Arnold's five interceptions is the most for a BU player since Orion Stewart had six in 2016.
- Baylor held Oklahoma to only 10 first half points, equaling the Sooners' season low set vs. Texas.
- The Bears' win over TCU was their first game with neither team scoring a touchdown in regulation since November 18, 1989 - a 6-3 loss to Rice.

RECORD BREAKDOWN

Current Streak	Win 1
Current Home Streak	Win 1
Current Away Streak	Win 6
Last Win	24-10 vs. Texas (11/23/19)
Last Home Win	24-10 vs. Texas (11/23/19)
Last Away Win	45-27 at Oklahoma State (10/19/19)
Last Loss	34-31 vs. No. 10 Oklahoma (11/16/19)
Last Home Loss	34-31 vs. No. 10 Oklahoma (11/16/19)
Last Away Loss	28-14 at #23 Iowa State (11/10/18)

RHULE BY THE NUMBERS

	2019	Under Rhule
Home	6-1	10-8
Road	4-0	6-9
Neutral	0-0	2-1
Natural Grass	1-0	1-4
Artificial Turf	9-1	17-14
Day Games	7-0	12-13
Night Games	3-1	6-5
Televised Games	10-1	18-18
vs. AP Ranked Opponents	0-1	0-9
August	1-0	1-0
September	3-0	6-7
October	4-0	5-5
November	2-1	5-6
December	0-0	1-0
January	0-0	0-0
Leading at Halftime	7-1	12-1
Trailing at Halftime	3-0	6-15
Tied at Halftime	0-0	0-2
Scoring First	7-0	11-5
Opponent Scoring First	3-1	6-14
Score < 20 Points	1-0	1-8
Score 20+ Points	4-0	5-5
Score 30+ Points	2-1	7-3
Score 40+ Points	3-0	5-2
Opponent Scores < 20 Points	6-0	9-2
Opponent Scores 20+ Points	3-0	5-3
Opponent Scores 30+ Points	1-1	4-6
Opponent Scores 40+ Points	0-0	0-7
Gain < 20 First Downs	2-1	2-8
Gain 20+ First Downs	8-0	16-10
Opponent Gains < 20 First Downs	5-0	9-4
Opponent Gains 20+ First Downs	5-1	9-14
More Rushing Yards Than Opponent	7-0	11-4
Fewer Rushing Yards Than Opponent	3-1	7-14
Rush For < 100 Yards	1-0	2-8
Rush For 100+ Yards	9-1	16-10
Opponent Rushes For < 100 Yards	3-0	4-1
Opponent Rushes For 100+ Yards	7-1	15-16
More Passing Yards Than Opponent	8-0	15-9
Fewer Passing Yards Than Opponent	2-1	3-9
Pass For < 200 Yards	2-1	3-5
Pass For 200+ Yards	8-0	15-13
Opponent Passes For < 200 Yards	5-0	9-6
Opponent Passes For 200+ Yards	5-1	9-12
More Total Yards Than Opponent	8-0	15-5
Fewer Total Yards Than Opponent	1-1	2-13
Same Total Yards As Opponent	1-0	1-0
Gain < 300 Total Yards	1-0	1-3
Gain 300+ Total Yards	9-1	17-15
Opponent Gains < 300 Total Yards	4-0	7-0
Opponent Gains 300+ Total Yards	6-1	11-18
Commit No Turnovers	3-0	5-2
Commit < 3 Turnovers	5-1	11-12
Commit 3 or + Turnovers	2-0	2-7
Force < 3 Turnovers	7-0	13-18
Force 3 or + Turnovers	3-1	4-1
Commit < 6 Penalties	2-1	4-3
Commit 6 or + Penalties	8-0	14-14
3rd Down % < 25	1-0	2-6
3rd Down % 25-49	6-1	9-11
3rd Down % 50+	3-0	7-1
Opponent 3rd Down % < 25	1-0	2-2
Opponent 3rd Down % 25-49	8-0	12-10
Opponent 3rd Down % 50+	1-1	4-6
Trail Time of Possession	7-1	9-7
Lead Time of Possession	3-0	9-11
Overtime Games	2-0	2-0

GAME 12 - KANSAS BAYLOR IN THE NFL - 2019

NAME	POS.	TEAM
Andrew Billings	DT	Cincinnati Bengals
Blake Blackmar	OL	Chicago Bears
Corey Coleman	WR	New York Giants
Spencer Drango	OL	Los Angeles Chargers
Josh Gordon	WR	Seattle Seahawks
Robert Griffin III	QB	Baltimore Ravens
Bryce Hager	LB	Los Angeles Rams
Xavier Howard	CB	Miami Dolphins
Jalen Hurd	WR	San Francisco 49ers
Ira Lewis	DE	Houston Texans
Greg Roberts	LB	Green Bay Packers
Orion Stewart	S	Tampa Bay Buccaneers
Jon Weeks	LS	Houston Texans

• Fourteen former Bears earned spots on NFL opening week rosters as of Sept. 1.

• **Kyle Fuller** (Seahawks) secured a practice squad spot.

• **Jalen Hurd** was drafted in the third round by the San Francisco 49ers in 2019

• Baylor had 17 former lettermen with NFL teams during the 2018 preseason, representing 15 different NFL teams.

• Baylor has had 21 players selected in the first round including four players selected No. 2 overall with Robert Griffin III the most recent selection at No. 2 by the Washington Redskins in 2012.

• The Bears have had 127 players drafted overall since 1970 and 40 players compete in the Super Bowl including **Matt Bryant** with the Atlanta Falcons in Super Bowl LI.

TRACKING BAYLOR IN THE TOP 25

WEEK	W/L	AP	COACHES	CFP
PRE	0-0	—	RV	—
1	1-0	—	—	—
2	2-0	—	—	—
3	2-0	—	—	—
4	3-0	—	—	—
5	4-0	RV	RV	—
6	5-0	22	23	—
7	6-0	18	18	—
8	7-0	14	14	—
9	7-0	12	11	—
10	8-0	11	10	12
11	9-0	12	10	13
12	9-1	13	13	14
13	10-1	11	10	—
14				

BAYLOR WHEN RANKED...

Baylor as a ranked team: 116-56-2

Ranked Baylor vs. ranked opponent: 23-30-1

Baylor vs. ranked opponents: 54-184-6

Baylor vs. No. 1-ranked opponents: 0-11-1

Baylor vs. Top 10 opponents: 18-94-2

2019 BAYLOR FOOTBALL GAME NOTES

MULTIPLE TURNOVERS EQUALS WINS

- Matt Rhule defenses have forced two or more turnovers in 35 of 86 (40.7%) career games coached, including seven times in 2019's first 11 games.
- His teams own a 26-9 record with 2+ turnovers forced, and have won 21 of the last 26 when doing so.
- Rhule's teams are 7-0 when forcing 4+ turnovers and 13-4 when creating 3+.
- His teams are 27-5 in games where they have a positive turnover margin, including five 2019 victories.

RUN GAME SUCCESS

- Nine different players have scored a rushing touchdown for Baylor in 2019, and junior running back John Lovett (588 yards, 5 TD) and senior JaMycal Hasty (510 yards, 4 TD) lead a two-headed attack on the ground.
- Baylor and TCU are the only two Big 12 teams with two running backs with 500+ yards.
- Charlie Brewer is t-2nd among Big 12 quarterbacks with 10 rushing scores (t-7th, FBS). He ranks fourth in Baylor history with 17 career rushing touchdowns by a quarterback behind Griffin (33), Petty (21) and Russell (20).
- BU's 368 rushing yards on only 39 carries against UTSA set a new program record for yards on less than 40 carries. BU had only rushed for 350+ on fewer than 50 carries once, 426 on 42 carries vs. Wash. St. in 2008.
- The Bears rank third in the Big 12 averaging 4.93 yards per carry and second with 27 rushing touchdowns.

KEEPING THEM OFF THE BOARD

- Baylor's defense has excelled in holding opponents off the scoreboard. The Bears have allowed only 102 total points through the first three quarters of the opening 11 games of 2019.
- The Bears' defense has allowed only 215 points overall and 25 touchdowns in those 11 games, the fewest points allowed over the first 10 games since they let in only 166 points in all 11 games of the 1995 season.
- BU has allowed 25 touchdowns in the first 11 games, the fewest allowed by the Bears over the opening 11 games in the Big 12 era. Below is a breakdown of the 11-game scoring defense totals for BU since 2000.

RK	YEAR	TD
1.	2019	25
2.	2013	33
3.	2014	34
4.	2009	35

BREWER AMONG BAYLOR'S BEST

- Junior quarterback Charlie Brewer has played in 32 games in his career with 27 starts. The Austin native has passed for 7,334 yards in his career which ranks third in Baylor history (Griffin 10,366; Petty 8,195).
- Brewer has passed for 229.2 yards per game in his career with 49 touchdowns and 18 interceptions. He has completed 64.8 percent of his passes (590-of-911). He also has 17 rushing touchdowns.
- Brewer has completed 64.61 percent of his passes (471-of-729) in 23 career Big 12 games.
- The Austin native has eclipsed 300 yards passing in 11 games, third-most in program history. He trails only Bryce Petty (16) and Robert Griffin III (13).
- Brewer opened 2019 with a 66.7 percent completion rate, 2,753 yards and 19 touchdowns with five interceptions. He has completed greater than 60% of his passes in 21 of 27 career starts, including 12 of last 13.

CAREER 400-YARD PASSING GAMES

1.	Robert Griffin III (2008-11)	5
	Bryce Petty (2011-14)	5
3.	Blake Szymanski (2006-09)	3
	Nick Florence (2009-12)	3
	Charlie Brewer (2017-)	2

CAREER COMPLETIONS OF 50+ YARDS

78	Tyquan Thornton (at OSU, 2019)
75/TD	Trestan Ebner (vs. Vandy, 2018)
64/TD	Josh Fleeks (at OSU, 2019)
63	JaMycal Hasty (at OSU, 2019)
58/TD	Trestan Ebner (at TCU, 2017)
56	Denzel Mims (at Kansas, 2017)
55	Denzel Mims (ACU, 2018)
54	Blake Lynch (at TCU, 2017)
52/TD	Trestan Ebner (WVU, 2017)
52	Blake Lynch (Texas, 2017)
52/TD	Marques Jones (vs. Vandy, 2018)
50/TD	Chris Platt (at Rice, 2019)

THE STATS TELL THE STORY

- Baylor has seen its win totals jump from one in 2017 to seven in 2018 and have opened 2019 with a 10-1 start. A big reason why is big improvements in both total offense vs. total defense and scoring offense vs. scoring defense. Below is a break down of the numbers and Big 12 ranks.

Scoring Offense			Total Offense				
	PPG	RK		YPG	RK	YPP	RK
2017	24.3	9th	2017	404.9	6th	5.55	7th
2018	29.5	6th	2018	459.1	5th	6.04	4th
2019	33.9	4th	2019	439.5	6th	6.58	3rd

Scoring Defense			Total Defense				
	PPG	RK		YPG	RK	YPP	RK
2017	35.9	9th	2017	456.9	9th	6.46	10th
2018	31.7	8th	2018	425.5	7th	6.49	10th
2019	19.5	1st	2019	359.4	3rd	4.81	1st

MORE BREWER NOTABLES

- With 352 yards against Texas Tech, Charlie Brewer became only the fourth quarterback in BU history to throw for 6,000+ yards. He owns the Baylor single-game marks for completions (43) and attempts (63).
- Brewer is third in Baylor history with 18 career 200-yard passing game. He trails only Robert Griffin III (29) and Bryce Petty (21).
- The Austin native completed 13-of-17 passes for 312 yards at Oklahoma State, only the 2nd time a Baylor QB threw for 300+ yards on fewer than 20 attempts (Bryce Petty; 13-of-16 for 338 yds vs. Buffalo, 2013).
- Brewer ranks third among BU passers since 2000 with a completion percentage greater than 60 in 23 games.
- With three rushing touchdowns against Texas Tech, the Austin native tied a Baylor QB record set by Bryce Petty in 2014. Brewer has 17 rushing touchdowns in his career, fourth most in BU history.

CAREER 60+% PASSING GAMES

1. Robert Griffin III (2008-11)	30
2. Shawn Bell (2003-06)	24
3. Charlie Brewer (2017-)	23

TDS RESPONSIBLE (ACTIVE, BIG 12 TM ONLY)

Rk.	Name	Team	Rush	Pass	Total
1.	Sam Ehlinger	Texas	23	63	86
2.	Charlie Brewer	Baylor	17	49	66
3.	Brock Purdy	Iowa St.	13	42	55
4.	Jalen Hurts	OU	17	30	47

BLOCK PARTY

- Over the last 36 games under Rhule, Baylor has showed the ability to make plays on special teams including blocking kicks and punts. Below is a list of Baylor's 14 blocks since the beginning of 2017.
- BU led the country in 2018 with seven blocks. As a head coach, Rhule's teams have blocked 33 kicks since 2013 (2013-16, Temple; 2017-current, Baylor). **BU is second nationally with five blocks in 2019.**
- Baylor's seven blocked kicks in 2018 were the most since the team recorded nine in 1989.
- The Bears have blocked nine kicks in its last 15 games dating back to Oklahoma State 2018.
- **BU's 14 blocked kicks since the start of 2017 is tied for second nationally (N. Illinois - 15, Texas A&M - 14).**

Name	Type	Opp. (Year)	Name	Type	Opp. (Year)
Greg Roberts	FG	UTSA (2017)	BJ Thompson	Punt	TCU (2018)
Greg Roberts	FG	Texas (2017)	BJ Thompson	XP	TCU (2018)
Christian Morgan	Punt	Duke (2018)	Blake Lynch	Punt	SFA (2019)
BJ Thompson	XP	Kansas St. (2018)	Gabe Hall	FG	SFA (2019)
James Lynch	FG	at WVU (2018)	James Lynch	FG	Iowa State (2019)
Christian Morgan	Punt	Oklahoma St. (2018)	James Lynch	XP	Oklahoma St. (2019)
Bravvion Roy	FG	Oklahoma St. (2018)	Bravvion Roy	FG	West Virginia (2019)

RHULE TEAMS' FOURTH QUARTER SUCCESS

- In Matt Rhule's six seasons as head coach, he has sealed the deal when leading or tied entering the fourth quarter. In his career, his teams are 23-10 when posting a fourth quarter shutout.
- Rhule-coached teams had won 38 straight games when leading or tied entering the fourth, and are 40-5 overall. Four losses came in his first season at Temple in 2013, the streak ended against OU in 2019.
- When leading entering the 4Q, he had won 35 straight and is 37-4 overall with three losses in 2013 and one in 2019.
- Over the last four-plus seasons, Matt Rhule coached teams are 17-4 when recording a fourth-quarter shut-out. Baylor recorded its first two fourth-quarter shutouts of the 2019 season vs. WVU and TCU.
- BU's second-half shutout of UT in 2018 was the first under Rhule & the program's first in a B12 game since 2015 (at TCU). The Bears held TCU scoreless for the entire second half in the 2019 overtime win.
- Baylor is tied with BYU as the only FBS programs with two overtime wins in 2019 (Texas Tech and TCU).
- **Rhule's teams at Baylor are 16-1 when leading or tied entering the fourth quarter.**

KEEPING IT 100

- Baylor has had a 100-yard performer in 58.3 percent of its (21-of-36) games under head coach Matt Rhule, including eight of the last 12. The Bears have had two 100-yard performers in 10 games under Rhule. There have been 31 total 100-yard performances under Rhule.
- Since the start of 2018, Baylor is 12-1 when an individual records a 100-yard performance.

NAME	TOTAL SINCE '17	MOST RECENT
Denzel Mims	11	Iowa State, 2019
John Lovett	4	SFA, 2019
Trestan Ebner	3	vs. Vanderbilt, 2018
Chris Platt	3	vs. Texas Tech, 2018
JaMycal Hasty	2	OSU, 2019
Charlie Brewer	1	vs. Vanderbilt, 2018
Tyquan Thornton	1	Iowa State, 2019
Josh Fleeke	1	at OSU, 2019

2019 HONORS

GRAYLAND ARNOLD

Big 12 Special Teams Player of the Week (Sept. 9)

TERREL BERNARD

First Team Academic All-Big 12
Nagurski Trophy National Player of the Week (Nov. 13)
Big 12 Defensive Player of the Week (Nov. 11)
Big 12 Defensive Player of the Week (Oct. 21)

CHARLIE BREWER

Earl Campbell Tyler Rose Award Semifinalist
Davey O'Brien Award Semifinalist
Maxwell Award Semifinalist
Earl Campbell Tyler Rose Player of the Week (Sept. 30)
Preseason All-Big 12 fourth team (Phil Steele)
Davey O'Brien Award Watch List
Manning Award Watch List

KOBY BULLARD

First Team Academic All-Big 12
CoSIDA Academic All-District 7

TRESTAN EBNER

Preseason All-Big 12 third team (Athlon)
Preseason All-Big 12 fourth team (Phil Steele)

JOSH FLEEKES

Preseason All-Big 12 fourth team (Phil Steele)

CLAY JOHNSTON

Big 12 Defensive Player of the Week (Sept. 30)
Preseason All-Big 12 first team (Athlon, Lindy's, Phil Steele, Media, Waco Trib)
DCTF All-Texas College first team
Butkus Award Watch List
Nagurski Trophy Watch List

MARQUES JONES

First Team Academic All-Big 12
Campbell Trophy Semifinalist
Big 12 Champions for Life selection
Lowe's Senior Class Award Nominee

JOHN LOVETT

Paul Hornung Award Watch List

BLAKE LYNCH

Preseason All-Big 12 second team (Phil Steele)

JAMES LYNCH

Big 12 Defensive Player of the Week (Nov. 25)
Hendricks Award Watch List
Midseason First Team All-American (AP, Athletic, SN, CBS)
Midseason Outland Trophy (ESPN)
Bednarik Award Player of the Week (Oct. 8)
PFF National Team of the Week (Sept. 2)
Preseason All-Big 12 first team (Consensus)
DCTF All-Texas College first team
Bednarik Award & Outland Trophy Watch Lists

ROSS MATISCIK

Preseason All-Big 12 second team (Phil Steele)
Patrick Mannelly Award Watch List

JOHN MAYERS

First Team Academic All-Big 12
Big 12 Special Teams Player of the Week (Nov. 11)
Big 12 Special Teams Player of the Week (Oct. 14)
Big 12 Co-Special Teams Player of the Week (Sept. 30)

DENZEL MIMS

Senior Bowl selection
Earl Campbell Tyler Rose Award Semifinalist
Big 12 Co-Offensive Player of the Week (Sept. 9)
Preseason All-Big 12 (Waco Trib)
Preseason All-Big 12 second team (Athlon, Phil Steele)
DCTF All-Texas College first team
Biletnikoff Award Watch List
Earl Campbell Tyler Rose Watch List

BRAVVION ROY

Hula Bowl selection
Big 12 Special Teams Player of the Week (Nov. 4)
Midseason Second Team All-America (AP)
Preseason All-Big 12 third team (Athlon)
Preseason All-Big 12 fourth team (Phil Steele)

SAM TECKLENBURG

First Team Academic All-Big 12
Preseason All-Big 12 third team (Phil Steele)

RALEIGH TEXADA

Preseason All-Big 12 fourth team (Phil Steele)

CAREER RECORDS UPDATE

RECEIVING

YARDS

CAREER LEADERS

PLAYER	SEASONS	REC	AVG	YDS
1. Kendall Wright	2008-11	302	13.26	4,004
2. Terrance Williams	2009-12	202	16.50	3,334
3. KD Cannon	2014-16	195	15.96	3,113
4. Tevin Reese	2010-13	187	16.59	3,102
5. Corey Coleman	2013-15	173	17.39	3,009
6. Denzel Mims	2016-	177	15.80	2,797
7. Gerald McNeil	1980-83	163	16.26	2,651
8. Reggie Newhouse	1999-02	183	13.95	2,552
9. Antwan Goodley	2011-14	150	15.77	2,366
10. Lawrence Elkins	1962-64	144	14.54	2,094
11. Melvin Bonner	1989-92	92	21.57	1,984
12. Trent Shelton	2003-06	155	12.76	1,978
13. Dominique Zeigler	2003-06	166	11.58	1,923
14. Laneous Sampson	2009-12	165	11.55	1,905
15. Chris Platt	2015-	117	15.75	1,843

RECEPTIONS

CAREER LEADERS

PLAYER	SEASONS	YDS	AVG	REC
1. Kendall Wright	2008-11	4,004	13.26	302
2. Terrance Williams	2009-12	3,334	16.50	202
3. KD Cannon	2014-16	3,113	17.57	195
4. Tevin Reese	2010-13	3,102	16.59	187
5. Reggie Newhouse	1999-02	2,552	13.95	183
6. Denzel Mims	2016-	2,797	15.80	177
7. Corey Coleman	2013-15	3,009	17.39	173
8. Dominique Zeigler	2003-06	1,923	11.58	166
9. Laneous Sampson	2009-12	1,905	11.55	165
10. Gerald McNeil	1980-83	2,651	16.26	163
11. Trent Shelton	2003-06	1,978	12.76	155
12. Antwan Goodley	2011-14	2,366	15.77	150
13. Lawrence Elkins	1962-64	2,094	14.54	144
14. Robert Quiroga	2000-03	1,478	11.28	131
15. Levi Norwood	2011-14	1,626	12.70	128
16. Chris Platt	2015-	1,909	15.78	121

TOUCHDOWNS

CAREER LEADERS

PLAYER	SEASONS	REC	YDS	TD
1. Corey Coleman	2013-15	173	3,009	33
2. Kendall Wright	2008-11	302	4,004	30
3. Terrance Williams	2009-12	202	3,334	27
KD Cannon	2014-16	195	3,113	27
Denzel Mims	2016-	170	2,672	27
6. Tevin Reese	2010-13	187	3,102	24
7. Antwan Goodley	2011-14	150	2,366	21
8. Lawrence Elkins	1962-64	144	2,094	19
Melvin Bonner	1989-92	92	1,984	19
10. Gerald McNeil	1980-83	163	2,651	17

RECEPTIONS OF 70+ YARDS

CAREER LEADERS

PLAYER	SEASONS	TOTAL
1. Melvin Bonner	1989-92	6
2. Terrance Williams	2009-12	5
Chris Platt	2015-	5
4. KD Cannon	2014-16	3
Corey Coleman	2013-15	3
6. Tevin Reese	2010-13	2
Antwan Goodley	2011-14	2
Denzel Mims	2016-	2
9. 33 times (last Tyquan Thornton, 2019)		1

CAREER RECEIVING YARDS, RUNNING BACK

	NAME	YEARS	REC.	TD	YARDS
1.	Brandon Whitaker	2003-07	120	4	782
2.	Trestan Ebner	2017-	62	5	743
3.	Jeff Murray	1986-89	77	0	699
4.	Charles Perry	1985-88	65	5	694
5.	Ronnie Bull	1959-61	59	8	636
6.	Austin Gonsoulin	1957-59	40	4	632
7.	Greg Hawthorne	1975-78	45	1	579
8.	Alfred Anderson	1980-83	42	1	543
9.	Brian Kilgore	1972-73	35	3	538
10.	JaMycal Hasty	2016-	74	1	464

CAREER RECEIVING TOUCHDOWNS, RUNNING BACK

	NAME	YEARS	REC.	YARDS	TD
1.	Ronnie Bull	1959-61	59	636	8
2.	Charles Perry	1985-88	65	694	5
	Trestan Ebner	2017-	62	743	5
3.	Brandon Whitaker	2003-07	120	782	4
	Austin Gonsoulin	1957-59	40	632	4
	Paul Mosley	2003-06	49	323	4
7.	Brian Kilgore	1972-73	35	538	3

CAREER RECEPTIONS, RUNNING BACK

	NAME	YEARS	TD	YARDS	REC.
1.	Brandon Whitaker	2003-07	4	782	120
2.	Jeff Murray	1986-89	0	699	77
3.	Charles Perry	1985-88	5	694	65
4.	Ronnie Bull	1959-61	8	636	59
5.	JaMycal Hasty	2016-	1	457	74
6.	Paul Mosley	2003-06	4	323	49
	Trestan Ebner	2017-	5	743	62
8.	Greg Hawthorne	1975-78	1	579	45
9.	Alfred Anderson	1980-83	1	543	42
10.	Austin Gonsoulin	1957-59	4	632	40

PASSING

COMPLETION PERCENTAGE

CAREER LEADERS MINIMUM 250 ATTEMPTS

PLAYER	SEASONS	ATT	CMP	PCT
1. Robert Griffin III	2008-11	1,192	800	.671
-- Charlie Brewer	2017-	911	590	.648
2. Bryce Petty	2011-14	845	530	.627
3. Nick Florence	2009-12	754	466	.618

PASSING EFFICIENCY

CAREER LEADERS MINIMUM 300 ATTEMPTS

PLAYER	SEASONS	CMP	ATT	PCT	YDS	TD	INT	RATING
1. Bryce Petty	2011-14	530	845	.627	8,195	62	10	166.03
2. Seth Russell	2013-16	345	606	.569	5,461	60	18	159.40
3. Robert Griffin III	2008-11	800	1,192	.671	10,366	78	17	158.90
-- Charlie Brewer	2017-	590	911	.648	7,334	49	18	146.04
4. Nick Florence	2009-12	466	754	.618	6,301	41	22	144.11

YARDS

CAREER LEADERS

PLAYER	SEASONS	ATT	CMP	PCT	YDS
1. Robert Griffin III	2008-11	1,192	800	.671	10,366
2. Bryce Petty	2011-14	845	530	.627	8,195
3. Charlie Brewer	2017-	911	590	.648	7,334

ATTEMPTS

CAREER LEADERS

PLAYER	SEASONS	CMP	YDS	ATT
1. Robert Griffin III	2008-11	800	10,366	1,192
2. Shawn Bell	2003-06	559	5,666	914
3. Charlie Brewer	2017-	590	7,334	911

COMPLETIONS

CAREER LEADERS

PLAYER	SEASONS	ATT	YARDS	CMP
1. Robert Griffin III	2008-11	1,192	10,366	800
2. Charlie Brewer	2017-	911	7,334	590

TOUCHDOWNS

CAREER LEADERS

PLAYER	SEASONS	YDS	INT	TD
1. Robert Griffin III	2008-11	10,366	16	78
2. Bryce Petty	2011-14	8,195	10	62
3. Seth Russell	2013-16	5,461	18	60
4. Charlie Brewer	2017-	7,334	18	49

TOUCHDOWN-TO-INTERCEPTION RATIO

CAREER LEADERS MINIMUM 20 TOUCHDOWNS

PLAYER	SEASONS	TD	INT	PCT.
1. Bryce Petty	2011-14	62	10	6.200
2. Robert Griffin III	2008-11	78	16	4.875
3. Seth Russell	2013-16	60	18	3.333
4. Charlie Brewer	2017-	49	18	2.722
5. Shawn Bell	2003-06	38	17	2.235
6. Nick Florence	2009-12	41	22	1.864

INTERCEPTION PERCENTAGE

CAREER LEADERS MINIMUM 300 ATTEMPTS

PLAYER	SEASONS	INT	ATT	PCT.
1. Bryce Petty	2011-14	10	845	.0118
2. Robert Griffin III	2008-11	17	1,192	.0142
3. Shawn Bell	2003-06	17	914	.0186
-- Charlie Brewer	2017-	18	911	.0198
4. Nick Florence	2009-12	22	754	.0292
5. Seth Russell	2013-16	18	606	.0336

RUSHING

YARDS

CAREER LEADERS

PLAYER	SEASONS	ATT	AVG	YDS
1. Shock Linwood	2013-16	713	5.91	4,213
...				
10. David Mims	1989-92	364	5.66	2,060
11. Terrance Ganaway	2009-11	364	5.61	2,042
12. Eldwin Raphael	1987-90	435	4.42	1,921
13. JaMycal Hasty	2016-	361	5.21	1,881
14. Terence Williams	2015-17	346	5.37	1,859
15. Robert Strait	1990-93	428	4.34	1,856
16. Rashad Armstrong	2002-03	417	4.13	1,721
17. Paul Mosley	2003-06	408	4.21	1,718
18. Larry Hickman	1956-58	388	4.41	1,713
19. Glasco Martin	2010-13	348	4.85	1,687
20. John Lovett	2017-	302	5.32	1,606

CAREER RUSHING YARDS, QUARTERBACK

Name	Years	Att.	Avg.	Yards
1. Robert Griffin III	2008-11	528	4.27	2254
2. Seth Russell	2013-16	199	6.23	1240
3. Mark Jackson	1974-76	323	2.91	940
4. J.J. Joe	1990-93	408	2.01	820
5. Charlie Brewer	2017-	328	2.72	892

CAREER RUSHING ATTEMPTS, QUARTERBACK

Name	Years	Yards	Att.
1. Robert Griffin III	2008-11	2254	528
2. J.J. Joe	1990-93	820	408
3. Seth Russell	2013-16	1240	345
4. Mark Jackson	1974-76	940	323
5. Charlie Brewer	2017-	892	328

CAREER RUSHING TOUCHDOWNS, QUARTERBACK

Name	Years	Att.	Yards	Avg.	TD
1. Robert Griffin III	2008-11	528	2254	4.27	33
2. Bryce Petty	2011-14	192	338	1.76	21
3. Seth Russell	2013-16	199	1240	6.23	20
4. Charlie Brewer	2017-	328	892	2.72	17

TOTAL OFFENSE

TOTAL PLAYS

CAREER LEADERS

PLAYER	SEASONS	RUSH	PASS	PLAYS
1. Robert Griffin III	2008-11	528	1,192	1,720
2. Charlie Brewer	2017-	328	911	1,239

TOTAL YARDS

CAREER LEADERS

PLAYER	SEASONS	RUSH	PASS	YDS
1. Robert Griffin III	2008-11	2,254	10,366	12,620
2. Bryce Petty	2011-14	338	8,195	8,533
3. Charlie Brewer	2017-	892	7,334	8,226

TOUCHDOWN RESPONSIBILITY

CAREER LEADERS PASSING & RUSHING

PLAYER	SEASONS	RUSH	PASS	TD
1. Robert Griffin III	2008-11	33	78	111
2. Bryce Petty	2011-14	21	62	83
3. Seth Russell	2013-16	20	60	80
4. Charlie Brewer	2017-	17	49	66

DEFENSE

SACKS

CAREER LEADERS

PLAYER	SEASONS	SACKS
1. James Lynch	2017-	19.0
2. Shawn Oakman	2013-15	17.5
3. Taylor Young	2014-17	15.5
4. Daryl Gardener	1992-95	15.0
Chris McAllister	2010-13	15.0

TACKLES FOR LOSS

CAREER LEADERS

PLAYER	SEASONS	YDS	TFL
1. Charles Benson	1979-82	259	49.0
...			
6. Mike Singletary	1977-80	103	34.0
7. Justin Crooks	2001-04	108	33.5
8. Scotty Lewis	1990, 92-94	114	33.0
9. Daryl Gardener	1992-95	111	32.5
10. Santana Dotson	1988-91	117	30.0
Andrew Billings	2013-15	112	30.0
-- James Lynch	2017-	149	28.5

SINGLE-SEASON RECORDS UPDATE

RUSHING

SEASON RUSHING TOUCHDOWNS, QUARTERBACK

Name	Year	Att.	Yards	TD
1. Bryce Petty	2013	94	209	14
2. Robert Griffin III	2008	173	843	13
3. Robert Griffin III	2011	179	699	10
Nick Florence	2012	139	568	10
Don Trull	1963	98	119	10
6. Charlie Brewer	2019	112	276	9

DEFENSE

SACKS

SEASON LEADERS

PLAYER	SEASON	SACKS
1. Shawn Oakman	2014	11.0
2. Matthew Pearson	1992	10.5
James Lynch	2019	10.5
4. John Garrett	2003	10.0
5. Charles Benson	1982	8.5
6. K.J. Smith	2016	7.0
Kent Townsend	1983	7.0
Robin Jones	1991	7.0
Albert Fontenot	1992	7.0
Scotty Lewis	1993	7.0

TACKLES FOR LOSS

SEASON LEADERS

PLAYER	SEASON	YDS	TFL
1. Andrew Mellontree	1979	98	20.0
Charles Benson	1982	88	20.0
3. Shawn Oakman	2014	89	19.5
4. John Garrett	2003	73	17.5
5. Charles Benson	1980	72	16.0
Matthew Pearson	1992	88	16.0
Justin Crooks	2004	61	16.0
8. Derek Turner	1985	73	15.0
Andrew Billings	2015	66	15.0
10. Shawn Oakman	2015	55	14.5
James Lynch	2019	70	14.5

RECEIVING

TOUCHDOWNS

SEASON LEADERS

PLAYER	SEASON	REC	YDS	TD
1. Corey Coleman	2015	74	1,363	20
2. Kendall Wright	2011	106	1,663	14
3. Antwan Goodley	2013	71	1,339	13
KD Cannon	2016	87	1,215	13
5. Terrance Williams	2012	97	1,832	12
6. Melvin Bonner	1992	39	818	11
Terrance Williams	2011	59	957	11
Corey Coleman	2014	64	1,119	11
Denzel Mims	2019	57	892	11

TOTAL OFFENSE

SEASON LEADERS PASSING & RUSHING

PLAYER	SEASON	RUSH	PASS	TD
1. Robert Griffin III	2011	10	37	47
2. Bryce Petty	2013	14	32	46
3. Nick Florence	2012	10	33	43
4. Bryce Petty	2014	6	29	35
5. Robert Griffin III	2010	8	22	30
6. Charlie Brewer	2019	10	19	29
7. Robert Griffin III	2008	13	15	28
Seth Russell	2016	8	20	28
9. Charlie Brewer	2018	7	19	26
10. Blake Szymanski	2007	1	22	23

TEAM SEASON HIGHS

RUSHING

YARDS PER ATTEMPT

1.	5.95	2015
2.	5.41	2010
3.	5.39	2013
4.	5.32	2011
5.	5.05	2012
6.	5.00	2016
--	4.93	2019
7.	4.90	2008
8.	4.75	1980
9.	4.63	1992
10.	4.57	1975

TOUCHDOWNS

1.	47	2013
2.	43	2014
3.	41	2015
4.	38	2012
5.	37	2011
6.	30	1980
	30	1993
8.	29	1991
	29	1994
	29	2008
--	27	2019

PASSING

COMPLETIONS

1.	323	2014
2.	313	2010
3.	309	2007
4.	307	2006
	307	2011
6.	296	2018
7.	294	2012
8.	277	2013
9.	269	2016
	269	2017
--	222	2019

COMPLETION PERCENTAGE

1.	72.41	2011
2.	66.45	2010
--	66.27	2019
3.	62.24	2014
4.	61.95	2009
5.	61.89	2012
6.	61.83	2013
7.	60.91	2018
8.	60.20	2006
9.	59.49	2004
10.	58.87	2015

TOUCHDOWNS

1.	44	2015
2.	40	2011
3.	38	2014
4.	35	2013
5.	34	2012
6.	33	2016
7.	24	2006
8.	23	2007
	23	2010
	23	2017
--	20	2019

TOTAL OFFENSE

TOTAL YARDS

1.	8,044	2013
2.	8,011	2015
3.	7,632	2011
4.	7,559	2014
5.	7,439	2012
6.	6,795	2016
7.	6,179	2010
8.	5,968	2018
9.	4,859	2017
10.	4,848	1980
--	4,834	2019

YARDS PER PLAY

1.	7.63	2011
2.	7.49	2013
3.	7.26	2015
4.	6.94	2012
5.	6.64	2014
6.	6.58	2010
--	6.58	2019
7.	6.13	2016
8.	6.04	2018
9.	5.90	2008
10.	5.84	1992

YARDS PER GAME

1.	618.8	2013
2.	616.2	2015
3.	587.1	2011
4.	581.5	2014
5.	572.2	2012
6.	522.7	2016
7.	475.3	2010
8.	459.1	2018
9.	440.7	1980
--	439.5	2019
10.	438.8	1986

DEFENSE

SACKS

1.	40	1992
2.	38	2019
3.	37	1986
	37	2014
5.	33	1989
	33	1991
7.	32	2013
	32	2016
9.	31	2009
	31	2015

TACKLES FOR LOSS

1.	99	2013
2.	98	2015
	98	2016
4.	94	2014
5.	92	1992
6.	85	2004
7.	83	2017
8.	81	2019
9.	78	1984
10.	77	1986
	77	1991

DEPTH CHART VS. KANSAS

OFFENSE

- WR 14 CHRIS PLATT (5-11, 172, 6SR.)**
21 Josh Fleeks (5-11, 188, So.)
- WR 81 TYQUAN THORNTON (6-3, 176, SO.)**
84 Marques Jones (6-2, 211, Sr.)
- WR 5 DENZEL MIMS (6-3, 215, SR.)**
16 Jared Atkinson (6-3, 216, Jr.)
- WR 13 RJ SNEED (6-1, 200, SO.)**
80 Jackson Gleeson (6-0, 180, R-Fr.)
- LT 76 CONNOR GALVIN (6-7, 302, SO.)**
57 Johncarlo Valentin (6-4, 320, Sr.)
- LG 61 KHALIL KEITH (6-5, 320, SO.)**
78 Henry Klinge III (6-5, 304, So.)
- C 63 JAKE FRUHMORGEN (6-6, 305, SR.)**
77 Jason Moore (6-3, 296, So.)
- RG 52 SAM TECKLENBURG (6-4, 310, Sr.)**
74 Prince Pines (6-4, 339, R-Fr.)
- RT 56 BLAKE BEDIER (6-5, 302, JR.) OR**
79 CASEY PHILLIPS (6-5, 303, R-FR.)
- TE 91 ROB SAULIN (6-5, 302, SO.) OR**
87 CHRISTOPH HENLE (6-6, 259, SO.) OR
86 BEN SIMS (6-4, 256, R-FR.)
- QB 12 CHARLIE BREWER (6-1, 206, JR.)**
11 Gerry Bohanon (6-3, 221, R-Fr.)
- RB 6 JAMYCAL HASTY (5-9, 205, SR.) OR**
25 TRESTAN EBNER (5-11, 208, JR.) OR
7 JOHN LOVETT (6-0, 212, JR.) OR

DEFENSE

- END 9 JAMES LOCKHART (6-2, 263, SR.)**
92 Josh Landry (6-1, 277, R-Fr.)
- NT 99 BRAVVION ROY (6-1, 333, SR.)**
98 Chidi Ogbonnaya (6-5, 290, So.)
- END 93 JAMES LYNCH (6-4, 295, JR.)**
90 T.J. Franklin (6-4, 294, Fr.)
- WLB 38 JORDAN WILLIAMS (6-0, 223, SR.)**
45 Bryson Jackson (6-2, 211, So.)
- MLB 26 TERREL BERNARD (6-1, 222, SO.)**
46 Ross Maticcik (6-0, 235, Sr.)
- SLB 2 BLAKE LYNCH (6-3, 225, SR.)**
28 Abram Smith (5-11, 205, So.)
- CB 11 JAMESON HOUSTON (5-11, 200, SR.)**
37 Mark Milton (6-1, 182, R-Fr.)
- S 1 GRAYLAND ARNOLD (5-10, 190, JR.)**
22 JT Woods (6-2, 190, So.)
- S 3 CHRIS MILLER (6-0, 191, SR.)**
42 Jairon McVea (5-9, 185, Jr.)
- S 8 HENRY BLACK (6-0, 206, SR.)**
15 Christian Morgan (6-1, 211, So.)
- CB 13 RALEIGH TEXADA (5-10, 180, JR.)**
12 Kalon Barnes (6-0, 186, So.)

SPECIAL TEAMS

- FG 95 JOHN MAYERS (5-10, 184, R-FR.)**
99 Noah Rauschenberg (6-1, 203, Fr.)
- KO 89 JAY SEDWICK (5-11, 211, SO.) OR**
99 NOAH RAUSCHENBERG (6-1, 203, FR.)
- P 43 ISSAC POWER (6-1, 200, R-FR.)**
99 Noah Rauschenberg (6-1, 203, Fr.)
- KR 7 JOHN LOVETT (6-0, 212, JR.)**
21 Josh Fleeks (5-11, 188, So.)
- PR 1 GRAYLAND ARNOLD (5-10, 190, JR.) OR**
13 RJ SNEED (6-1, 200, SO.)
- LS 46 ROSS MATISCIK (6-0, 235, SR.)**
67 Thor Rodoni (6-2, 211, Jr.)
- H 32 SKYLER WETZEL (5-9, 190, JR.)**
89 Jay Sedwick (5-11, 211, So.)

CAREER STARTS

- 39 Sam Tecklenburg
- 35 Chris Platt
- 34 Denzel Mims
- 30 Blake Lynch
- 27 Charlie Brewer, Clay Johnston
- 26 Bravvion Roy
- 24 James Lynch
- 23 Grayland Arnold, Jordan Williams
- 22 Jake Fruhmorgen (9), Chris Miller
- 21 Henry Black
- 17 Xavier Newman, Raleigh Texada
- 15 JaMycal Hasty, Jameson Houston
- 14 James Lockhart
- 12 Connor Galvin, John Lovett
- 11 Blake Bedier, Terrel Bernard, Tyquan Thornton
- 10 Marques Jones, RJ Sneed
- 9 Jalen Pitre, Johncarlo Valentin
- 8 Christoph Henle
- 6 Casey Phillips
- 5 JT Woods
- 4 Gavin Holmes, Prince Pines
- 3 Jared Atkinson, Trestan Ebner, Josh Fleeks, Christian Morgan
- 2 Khalil Keith, Ross Maticcik, Ryan Miller, Rob Saulin
- 1 Kalon Barnes, Tyler Henderson, Jairon McVea, Chidi Ogbonnaya, Ben Sims

CONSECUTIVE STARTS

- 36 Sam Tecklenburg
- 24 James Lynch
- 19 Blake Lynch

CAREER GAMES PLAYED

- 54 Chris Platt
- 49 Henry Black, Ross Maticcik, Sam Tecklenburg, Jordan Williams
- 47 Blake Lynch
- 46 Denzel Mims
- 45 Jameson Houston, Bravvion Roy
- 42 JaMycal Hasty, Chris Miller
- 40 James Lockhart (16)
- 39 Clay Johnston
- 37 Jake Fruhmorgen (19)
- 36 Jared Atkinson
- 35 Trestan Ebner, James Lynch
- 34 Grayland Arnold, John Lovett, Jairon McVea
- 33 Marques Jones
- 32 Charlie Brewer, Trystan Slinker
- 29 Jalen Pitre
- 27 Zeke Brown, Raleigh Texada
- 26 Xavier Newman
- 24 Terrel Bernard, Koby Bullard, Christoph Henle, Tyquan Thornton
- 23 Josh Fleeks, Ryan Miller
- 22 Kalon Barnes, Christian Morgan
- 21 Chidi Ogbonnaya, Rob Saulin, RJ Sneed, Skyler Wetzel (10)
- 20 Connor Galvin
- 19 Ashton Logan, Owen Rogers
- 18 Russell Morrison
- 17 Khalil Keith, Abram Smith
- 16 Jay Sedwick
- 14 Mark Milton
- 13 Tyler Henderson, Jason Moore
- 12 John Mayers, Issac Power
- 11 Blake Bedier, Jake Copeland, Gavin Holmes, Casey Phillips, Prince Pines, Ben Sims, Brayden Utley, Johncarlo Valentin
- 10 Gerry Bohanon, Bryson Jackson, Michael McNair
- 8 Niadre Zouzoua
- 7 T.J. Franklin, Cody George
- 6 Gabe Hall, Noah Rauschenberg, Bralen Taylor
- 5 Jackson Gleeson,
- 4 Josh Landry, Will Williams
- 3 Dru Dixon, Garret McGuire, Ty Smith, Jim Threet
- 2 Davis Baucum, Will Baxter, Blake George, Colby Johnston, Matt Jones, Qualan Jones, Alex Lanham, Paul Matavao-Poialii, Cole Maxwell, Tripp Mitchell, Kyle Peterson, Garmon Randolph, Thor Rodoni, Harrison White, Kolby White, Craig Williams
- 1 Brandon Bass, Jacoby Clarke, Colby Delashaw, Collin Losack, Shevin Smith, Yusuf Terry, Solo Turner, Brandon White, Jonah White

PRONUNCIATION GUIDE

GRAYLAND Arnold	GRAY-lund
KALON Barnes	KAY-lun
Blake BEDIER	BEH-dee-YAY
TERREL Bernard	TUH-rell
GERRY Bohanon	Gary
Davis DIVALL	Davis DUH-VOL
Trestan EBNER	TRESS-tan EBB-nurr
Jake FRUHMORGEN	froo-MOHR-gen
CHRISTOPH HENLE	KRISS-toff HEN-lee
MARQUES Jones	MAR-kuss
QUALAN Jones	KWAY-lun
KHALIL Keith	KUH-leal
Henry KLINGE	Cling
Paul MATAVAO-POIALII	Mot-UH-vow POE-uh-LEE-ee
Ross MATISCIK	Mat-IZ-sick
JAIRON MCVEA	JARE-un MICK-vay

XAVIER Newman	ex-AY-vee-uhr
CHIDI OGBONNAYA	CHEE-dee OH-bug-nye-uh
Jalen PITRE	PEE-tree
Noah RAUSCHENBERG	RAW-shin-BURG
Thor RODONI	RUH-dohn-ee
BRAVVION Roy	BRAY-vee-on
BRALEN Taylor	BRAY-lin
YUSUF Terry	You-SUFF
RALEIGH TEXADA	RAW-lee tuh-HAH-duh
TYQUAN Thornton	tye-KWON
Johncarlo VALENTIN	Val-in-tine
Skyler WETZEL	Wet-ZULL
Jacob ZENO	ZEE-no
Niadré ZOUZOUA	KNEE-ah-DRAY ZOO-zwah

PLAYER SPOTLIGHTS



1
GRAYLAND ARNOLD
S • 5-10 • 190 • JR. • 2L
KOUNTZE, TEXAS (KOUNTZE HS)

Veteran defensive back that redshirted 2018 ... voted a single digit by teammates in 2017 and 2018

2019 (Junior): Has started eight of 10 games played on the season at safety ... collected 6 tackles (all solo), 1 pass breakup and hauled in his 5th interception of the season vs. Texas (11/23) ... had a career-best 8 tackles, 6 of those a career-best 6 solo tackles, along with his 4th interception of the day vs. OU (11/16) ... hauled in 2 interceptions, the second on 4th down in the endzone to solidify the triple-overtime victory over TCU (11/9), also collected 2 tackles on the day ... finished with 2 tackles and 1 pass breakup vs. WVU (10/31) ... Had 2 tackles and returned 1 punt for 12 yards vs. Texas Tech (10/12) ... Collected his first interception of the season and first since 2017 at K-State (10/5), also had his first-career sack ... Had 3 tackles (2 solo) and returned 2 punts vs. ISU (9/28) ... Tallied 4 tackles (2 solo), including 1.0 TFL in a victory at Rice (9/21) ... Named Big 12 Special Teams Player of the Week after returning a punt 73 yards for a touchdown vs. UTSA (9/7), the first punt return TD for the Bears since 2013, tied for the ninth longest in program history, also collected three tackles on the day ... Against SFA (8/31), made 4 tackles (2 solo) and a half TFL, also returned 2 punts for a total of 17 yards, including a career-long 13 yard return.

DEFENSIVE

YEAR	G/GS	UT	AT	TT	TFL-YD	QBS-YD	FF/FR	PBU	INT-YD
2016	11/4	17	3	20	2.0-10	0-0	0/0	4	0-0
2017	9/9	26	9	35	3.0-8	0-0	1/1	8	1-20
2018	4/2	6	0	6	0-0	0-0	0/0	0	0-0
2019	10/8	25	10	35	2.5-5	1.0-3	0/0	7	5-114
CAREER	34/23	74	22	96	6.5-20	1.0-3	1/1	19	6-134

PUNT RETURNS

YEAR	G/GS	NO	YD	AVG	TD	LP/OPPONENT
2016	11/4	0	0	0.0	0	--
2017	9/9	0	0	0.0	0	--
2018	4/2	2	12	6.0	0	11/Kansas
2019	10/8	9	111	12.3	1	73/UTSA
CAREER	34/23	11	123	11.2	1	73/UTSA (2019)

CAREER BESTS

Tackles: 8 vs. Oklahoma (11/16/19)
Solo Tackles: 6 vs. Texas (11/23/19), vs. Oklahoma (11/16/19)
Sack: 1 at K-State (10/5/19)
Tackles-For-Loss: 2 vs. Boise State (12/27/16)
Interceptions: 2 at TCU (11/9/19)
Forced Fumbles: 1 at Oklahoma State (10/14/17)
Fumble Recoveries: 1 at Oklahoma State (10/14/17)
Pass Breakups: 2 at WVU (12/3/16); vs. ISU (11/18/17)



16
JARED ATKINSON
WR • 6-3 • 216 • JR. • 2L
MESQUITE, TEXAS (HORN HS)

2019 (Junior): Has appeared in all 11 games on the year ... had 1 reception for 6 yards vs. Texas (11/23) ... hauled in 1 reception for 9 yards at TCU (11/9) ... had a season-high 2 receptions for 21 yards with a long of 13 yards vs. WVU (10/31) ... Made appearances vs. Oklahoma (11/16), OSU (10/19), vs. Texas Tech (10/12) and at K-State (10/5), but did not record a catch ... Recorded his second catch of the season, a 9-yrd reception vs. ISU (9/28) ... made an appearance at Rice (9/21) and had one pass attempt to his credit, but did not record a catch ... Made an appearance vs. UTSA (9/7) but did not catch a pass ... Caught

one pass for 16 yards vs. SFA (8/31).

ATKINSON CAREER STATISTICS

RECEIVING

YEAR	G/GS	REC	YD	AVG	TD	LP/OPPONENT
2016	9/0	4	44	11.0	0	20/at West Virginia
2017	12/2	5	73	14.6	0	25/at TCU
2018	4/1	0	0	0.0	0	0/0
2019	11/0	6	61	10.2	0	16/SFA
CAREER	36/3	15	178	11.9	0	25/at TCU

PASSING

YEAR	G/GS	CMP	ATT	PCT	YDS	INT	TD	EFF.	LP/OPPONENT
2016	9/0	0	0	0.0	0	0	0	0.0	0
2017	122	1	1	100.0	20	0	0	268.0	20/
2018	4/0	1	1	100.0	36	0	0	402.4	36/UTSA
2019	11/0	0	1	0.0	0	0	0	0.0	-
CAREER	36/2	2	3	66.7	56	0	0	223.5	36/UTSA

CAREER BESTS

Receptions: 3 at TCU (11/24/17)
Receiving Yards: 49 at TCU (11/24/17)
Touchdowns: --
Longest Reception: 25 at TCU (11/24/17)
100-Yard Games: Season (0); Career (0)
200-Yard Games: Season (0); Career (0)



12
KALON BARNES
CB • 6-0 • 186 • SO. • 1L
SILSBEE, TEXAS (SILSBEE HS)

One of the fastest player in the nation ... member of Baylor track and field team ... all conditions 100 meter personal best of 10.04 during senior year of high school ... won Texas high school 100 and 200 meter titles in both 2017 and 2018 ... nickname is "Boogie" ... moved to corner from wide receiver during 2018 fall camp.

2019 (Sophomore): Collected 3 tackles (2 solo) vs. Texas (11/23) ... had 1 tackle and 1 pass breakup vs. OU (11/16) ... collected 2 tackles (1 solo) at TCU (11/9) ... had 2 tackles (1 solo) vs. WVU (10/31) ... hauled in his first career interception as he picked one off in the end zone and returned it for 18 yards, also finished with 1 tackle and 1 pass breakup at OSU (10/19) ... had 2 tackles (both solo) vs. Texas Tech (10/12) ... Was credited with 1 tackle and 1 pass breakup at K-State (10/5) ... Had 1 tackle and 1 pass breakup in victory over ISU (9/28) ... Tallied 1 tackle and forced his first-career fumble at Rice (9/21) ... Collected a career-high 4 tackles (2 solo) and was credited with one pass breakup vs. UTSA (9/7) ... Made his season debut in the opener vs. SFA (8/31), making one tackle, also credited with one pass defense.

BARNES CAREER STATISTICS

DEFENSIVE

YEAR	G/GS	UT	AT	TT	TFL-YD	QBS-YD	FF/FR	PBU	INT-YD
2018	11/1	7	3	10	0-0	0-0	0/0	1	0-0
2019	11/0	11	8	19	0.5-0	0-0	1/0	6	1-18
CAREER	22/1	18	11	29	0.5-0	0-0	1/0	7	1-18

DEFENSIVE CAREER BESTS

Tackles: 4, vs. UTSA (9/7/19)
Solo Tackles: 3, vs. Oklahoma State (11/3/18)
Tackles-For-Loss: 0.5 vs. SFA (8/31/19)
Interceptions: 1 at Oklahoma State (10/19/19)
Forced Fumbles: 1 at Rice (9/21/19)
Fumble Recoveries: N/R
Pass Breakups: 1, 4x, at Oklahoma State (10/19), vs. ISU (9/28/19), vs. UTSA (9/7/19), vs. Kansas State (10/6/18)

PLAYER SPOTLIGHTS



26

TERREL BERNARD

LB • 6-1 • 222 • SO. • 1L
LA PORTE, TEXAS (LA PORTE HS)

2019 (Sophomore): First Team Academic All-Big 12 ... finished with 8 tackles (5 solo) along with 1.0 sack and 1.0 TFL vs. Texas (11/23) ... has appeared in all 11 games on the season and started 3 games at WLB and 5 at MLB ... had double-digit tackle totals for the third-straight game, leading the team with 15 tackles, including a career-best 7 tackles, 1.0 sack, 1 fumble recovery and 1 QB hurry vs. Oklahoma (11/16) ... tallied a career-high 19 total tackles (13 alone in the first half), the most by a Baylor defender in a game since 2011 and most under Coach Rhule, also hauled in first interception of the season and had 1.0 sack and 3.0 TFL in triple OT victory at TCU (11/9), earning him Big 12 Defensive Player of the Week honors (Nov. 11) ... collected 10 tackles (6 solo), along with 1.0 sack, his first of the season, 1.5 TFL and 2 QB hurries vs. WVU (10/31) ... was named Big 12 Defensive Player of the Week after making his first start of the year at MLB and scooping up a fumble for a TD, along with collecting 9 tackles at OSU (10/19) ... had 6 tackles (4 solo) vs. Texas Tech (10/12), also was credited with a half a sack and 1 QB hurry ... collected 5 tackles (2 solo) and was credited with 1 pass breakup at K-State (10/5) ... finished tied for second on the team with a season-high 6 tackles (2 solo) vs. ISU (9/28) ... tallied 5 tackles (3 solo) at Rice (9/21) ... collected 4 tackles (1 solo) and was credited with 1 QBH vs. UTSA (9/7) ... in the season opener vs. SFA (8/31), collected 4 total tackles (2 solo).

BERNARD CAREER STATISTICS									
DEFENSIVE									
YEAR	G/GS	UT	AT	TT	TFL-YD	QBS-YD	FF/FR	PBU	INT-YD
2017	2/0	0	0	0	0-0	0-0	0/0	0	0-0
2018	11/2	25	22	47	3.0-15	1-12	0/0	1	1-28
2019	11/8	42	49	91	8.0-41	4.5-33	0/2	2	1-20
CAREER	24/10	67	71	138	11.0-56	5.5-45	0/2	3	2-48

CAREER BESTS
Tackles: 19 at TCU (11/9/19)
Solo Tackles: 7 vs. Oklahoma (11/16/19)
Tackles-For-Loss: 3.0 at TCU (11/9/19)
Sacks: 1, 5, vs. Texas (11/23/19), vs. OU (11/16/19), at TCU (11/9/19), vs. West Virginia (10/31/19), at UTSA (9/8/18)
Interceptions: 1, 2x, at TCU (11/9/19), vs. ACU (9/11/18)
Forced Fumbles: --
Fumble Recoveries: 1, 2x, vs. Oklahoma (11/16/19), at Oklahoma State (10/19/19)
QB Hurries: 2 vs. West Virginia (10/31/19)



8

HENRY BLACK

S • 6-0 • 206 • SR. • 3L
SHREVEPORT, LA. (WOODLAWN HS)

Ranks second among active Baylor players in career games played with 49 Voted a single-digit by his teammates in Aug. 2019 and 2018 ... Completed undergraduate degree in December 2018.

2019 (Senior): Has started all 11 games on the season ... collected 5 tackles (3 solo) vs. Texas (11/23) ... had a career night vs. OU (11/16), tallying a career-best 12 tackles with 1 forced fumble, his first of the season ... had 4 tackles (2 solo) and 1 TFL at TCU (11/9) ... collected 5 tackles vs. WVU (10/31) ... tied his season-best in back-to-back games with 6 tackles (5 solo) along with a career-high 2 pass breakups at OSU (10/19) ... tallied a season-best 6 tackles (5 solo), along with 1 pass breakup vs. Texas Tech (10/12/19) ... collected 1 tackle in a victory at K-State (10/5) ... finished with 3 tackles (all solo) with 1 pass breakup, the first of his career in a victory over ISU (9/28) ... had 2 tackles in the Bears' victory at Rice (9/21) ... finished with 5 tackles vs. UTSA (9/7), second most on the team, against SFA (8/31), made 1 tackle in the win.

BLACK CAREER STATISTICS

DEFENSIVE									
YEAR	G/GS	UT	AT	TT	TFL-YD	QBS-YD	FF/FR	PBU	INT-YD
2015					redshirt				
2016	13/0	6	2	8	0-0	0-0	0/0	0	0-0
2017	12/6	13	12	25	0-0	0-0	0/0	1	1-0
2018	13/4	18	6	24	3.0-21	2.0-18	1/0	0	0-0
2019	11/11	35	15	50	1.0-0	0-0	1/0	4	0-0
CAREER	49/21	72	35	107	4.0-21	2.0-18	2/0	5	1-0

CAREER BESTS
Tackles: 12 vs. Oklahoma (11/16/19)
Solo Tackles: 6 vs. TCU (11/17/18)
Tackles-For-Loss: 2.0 vs. TCU (11/17/18)
Sacks: 1.0, 2x, vs. TCU (11/17/18) vs. Kansas State (10/6/18)
Interceptions: 1 at Duke (9/16/17)
Forced Fumbles: 1 vs. Oklahoma (11/16/19)
Fumble Recoveries: --
Pass Breakups: --2 at Oklahoma State (10/19/19)



11

GERRY BOHANON

QB • 6-3 • 221 • R-FR. • RS
EARLE, ARK. (EARLE HS)

Physical, athletic quarterback prospect expected to backup Charlie Brewer in 2019 ... saw action in three games as true freshman, but earned redshirt ... enrolled January 2018 ... Spring 2018 Big 12 Commissioner's Honor Roll.

2019 (RS-Freshman): First Team Academic All-Big 12 ... made his seventh appearance of the year vs. Texas (11/23), rushing 6 times for 21 yards and was 1-for-2 for 7 yards passing ... in his sixth appearance of the year rushed twice for 13 yards vs. WVU (10/31) ... made his fifth appearance of the year vs. Texas Tech (10/12) and rushed once for 4 yards, also had 1 pass attempt ... in his fourth appearance of the season at K-State (10/5), rushed 4 yards for a TD, his second of the year, also connected with RJ Sneed for a career-long pass of 38 yards as he was 1-for-1 passing and had 3 rushing attempts in the victory ... Made his third appearance of the season vs. Iowa State (9/28) ... against UTSA (9/7) rushed for 93 yards on 7 carries, including his first career rushing TD, also was 4-for-7 passing for 15 yards ... in the season opener vs. SFA (8/31), was 5-for-6 for 51 yards passing, tossed his first career TD pass, a 9-yd pass to Tyquan Thornton, also rushed for 84 yards on six carries with a long of 39.

BOHANON CAREER STATISTICS

PASSING									
YEAR	G/GS	CMP	ATT	PCT	YDS	INT	TD	EFF.	LP/OPPONENT
2018	3/0	0	1	0.0	0	0	0	0.0	0
2019	7/0	11	17	64.7	111	0	1	139.0	38/K-State
CAREER	10/0	11	18	61.1	111	0	1	131.2	38/K-State

RUSHING						
YEAR	G/GS	ATT	YD	AVG/A	TD	LP/OPPONENT
2018	3/0	2	5	2.5	0	3/Oklahoma State
2019	7/0	26	215	8.3	2	38/UTSA
CAREER	10/0	28	220	7.9	2	38/UTSA

PLAYER SPOTLIGHTS



12

CHARLIE BREWER

QB • 6-1 • 206 • JR. • 2L

AUSTIN, TEXAS (LAKE TRAVIS HS)

Athletic, accurate, smart QB with outstanding intangibles ... 2019 Preseason All-Big 12 selection (Phil Steele) ... 2019 Davey O'Brien Award watch list ... 2019 Maxwell Award watch list ... 2017 Big 12 Co-Offensive Freshman of the Year (Coaches) ... Is the fourth player in BU history to throw for 6,000+ yards in his career (now has 7,334, putting him in sole possession of third place on the BU career list) ... Has 17 career rushing TDs, putting him in sole possession of fourth place in program history ... Career completion percentage of .648 is second-best in BU history (RGIII, .671) ... Has posted 18 career 200+ passing yard games, good for 3rd most in program history ... The Austin native has eclipsed 300 yards passing 11 times, becoming the third player in program history with 10 or more games of 300+ yards passing ... Brewer has passed for 400+ yards twice, fifth most in BU history (Robert Griffin III, Bryce Petty, Blake Szymanski, Nick Florence) ... 2017 Big 12 Offensive Freshman of the Year (Waco Trib and Athlon Sports) ... Set national high school completion percentage record as all-state senior while winning state title ... Father, uncle and older brother all played quarterback in college.

2019 (Junior): Against Texas (11/23) as 16-for-25 for 221 yards passing, throwing for 1 TD, while leading the team in rushing with 75 yards on 18 carries and 1 rushing TD ... scored 2 rushing TDs and passed for 2 more vs. Oklahoma (11/16), finished 18-for-29 for 194 passing yards with 1 INT, also rushed 17 times for 65 yards ... accounted for all 3 TDs in Baylor's triple OT victory at TCU (11/9), rushed for his 7th TD of the year and passed for 2 more as he tallied a season high 27 completions on the day (27-for-41) for 195 yards and 1 INT, also rushed for 26 total yards ... was 20-for-26 for 277 yards passing, 2 TDs and no INTs, along with 25 yards rushing on 19 attempts in a victory over WVU (10/31) ... threw for 312 yards on 13-of-17 passing with 1 TD, while rushing for 16 yards on 12 carries with 1 TD as he led the Bears back to a win at OSU (10/19) ... rushed for a career-best three TDs vs. Texas Tech (10/12), becoming the first BU QB since Bryce Petty in the 2014 Fiesta Bowl to rush for 3 TDs in a game, also finished with 352 yards passing (24-for-37) ... Was 14-for-23 passing for 230 yards and 1 TD, along with 3 rushing attempts in a victory at K-State (10/5) ... Riding a strong second-half performance, Brewer had his second-straight 300+ passing yards performance vs. Iowa State (9/28), throwing for 307 yards on 26-of-45 passing, tying his career high of 3 TD passes, also rushed 13 times for 29 yards in the victory ... was 20-for-27 for 303 yards and 1 TD, including a season-long pass of 50 yards (a TD to Platt), also led the team in rushing as he rushed 12 times for 58 yards, including 1 TD at Rice (9/21) ... against UTSA (9/7), was 12-for-16 passing for 163 yards and 3 TD passes, also rushed 4 times for 10 yards, including his eighth-career rushing TD on a 5-yd scamper, did not throw an interception ... in the season opener vs. SFA (8/31), threw for 199 yards on 21-of-31 passing, with three passing TDs and no interceptions.

BREWER CAREER STATISTICS

PASSING

YEAR	G/GS	CMP	ATT	PCT	YDS	INT	TD	EFF.	LP/OPPONENT
2017	8/4	139	204	68.1	1,562	4	11	146.33	58/at TCU (TD)
2018	13/12	240	390	62.0	3,019	9	19	138.0	75/Vanderbilt
2019	11/11	211	317	66.6	2,753	5	19	156.1	78/at OSU
CAREER	32/27	590	911	64.8	7,334	18	49	146.2	78/at OSU

RUSHING

YEAR	G/GS	ATT	YD	AVG/A	TD	LP/OPPONENT
2017	8/4	65	166	2.6	0	51/at TCU
2018	13/12	133	375	2.8	7	38/Vanderbilt
2019	11/11	130	351	2.7	10	26/TCU
CAREER	32/27	328	892	2.7	17	51/at TCU

RECEIVING

YEAR	G/GS	REC	YD	AVG	TD	LP/OPPONENT
2017	8/1	1	20	20.0	0	20/Kansas
2018	13/12	1	36	36.0	0	36/UTSA
2019	11/11	0	0	0	0	-
CAREER	32/27	2	56	28.0	0	36/UTSA (2018)


CAREER BESTS

PASSING

Attempts: 63 vs. Texas Tech (11/11/17)
Completions: 43 vs. Texas Tech (11/11/17)
Yards: 417 vs. Texas Tech (11/11/17)
Touchdowns: 3, 6 times, vs. Iowa State (9/27/19), vs. Texas Tech (11/24/18); vs. Kansas (9/22/18); at UTSA (9/8/18); at Kansas (11/4/17); vs. Texas Tech (11/11/17)
Longest Pass: 78 at Oklahoma State (10/19/19)
200-Yard Games: Season (7); Career (18) (Last vs. Texas 11/23/19)
300-Yard Games: Season (4); Career (11) (Last at Oklahoma State 10/19/19)
400-Yard Games: Season (0); Career (2) (Last at Oklahoma 9/29/18)

RUSHING

Attempts: 18, 2x, vs. Texas (11/23/19), vs. TCU (11/17/18)
Yards: 109 vs. Vanderbilt (12/27/18)
Touchdowns: 3 vs. Texas Tech (10/12/19)
Longest Rush: 51 at TCU (11/24/17)
100-Yard Games: Season (0); Career (1) (Last vs. Vanderbilt 12/27/18)
200-Yard Games: Season (0); Career (0)



25

TRESTAN EBNER

RB • 5-11 • 208 • JR. • 2L

HENDERSON, TEXAS (HENDERSON HS)

Quick runner with elite pass-catching skills ... 10th among Power 5 running backs with 29 receptions in 2018 ... three career 100-yard games (two receiving, one rushing) ... 2019 Preseason All-Big third team (Athlon), 2019 Preseason All-Big 12 fourth team (Phil Steele)

2019 (Junior): Had 1 carry for 6 yards vs. Texas (11/23) ... carried the ball once vs. OU (11/16) ... had 1 carry and 2 receptions at TCU (11/9) ... rushed 7 times for 14 yards, had 1 reception for 12 yards and returned 1 kick for 12 yards vs. WVU (10/31) ... made an appearance at OSU (10/19) but did not record a stat ... had 2 receptions for 47 yards, including a season-long reception for 27 yards earned his 2nd start of the season at K-State (10/5), with both of his receptions coming on a key game-tying drive at the end of the fourth quarter ... rushed 9 times for 6 yards and hauled in 2 passes for 24 yards ... rushed 4 times for 16 yards in a victory over ISU (9/28) ... at Rice (9/1) carried the ball 7 times for 10 yards, also had 1 reception for 5 yards ... against UTSA (9/7) rushed 4 times for 76 yards with a long of 55 yards, a new career best ... had a career day in the season opener vs. SFA (8/31), scored a career-high three touchdowns (two rushing, one receiving), opened up scoring with a 16-yard receiving TD and then in the second quarter had back-to-back scores, a 21-yard rushing TD and an 11-yd rushing TD, finished with 2 carries (both scores) for 32 yards and 5 receptions for 40 yards.

EBNER CAREER STATISTICS

RUSHING

YEAR	G/GS	ATT	YD	AVG	TD	LP/OPPONENT
2017	11/0	23	121	5.3	2	40/WVU (TD)
2018	13/1	69	413	6.0	1	34/Vanderbilt (TD)
2019	11/2	36	168	4.7	2	55/UTSA
CAREER	35/3	128	702	5.5	5	55/UTSA

RECEIVING

YEAR	G/GS	REC	YD	AVG	TD	LP/OPPONENT
2017	11/0	20	267	13.4	3	58/at TCU (TD)
2018	13/1	29	348	12.0	1	75/Vanderbilt (TD)
2019	11/2	13	128	9.8	1	27/Texas Tech
CAREER	35/3	62	743	12.0	5	75/Vanderbilt (2018)

PASSING

YEAR	G/GS	CMP	ATT	PCT	YDS	INT	TD	EFF.	LP/OPPONENT
2017	11/0	0	0	0.0	0	0	0	0.0	--
2018	13/1	0	1	0.0	0	1	0	-200.0	--
2019	11/2	0	0	0.0	0	0	0	0.0	--
CAREER	35/3	0	1	0.0	0	1	0	-200.0	--

PLAYER SPOTLIGHTS

CAREER BESTS

RUSHING

Attempts: 17 vs. Kansas State (10/6/18)

Yards: 100 vs. Kansas State (10/6/18)

Touchdowns: 2 vs. SFA (8/31/19)

Longest Rush: 55 vs. UTSA (9/7/19)

100-Yard Games: Season (0); Career (1) vs. Kansas State (10/6/18)

200-Yard Games: Season (0); Career (0)

CAREER BESTS

RECEIVING

Receptions: 6 at TCU (11/24/17)

Receiving Yards: 109, twice vs. Vanderbilt (12/27/18); vs. West Virginia (10/22/17)

Touchdowns: 2 vs. West Virginia (10/22/17)

Longest Reception: 75 vs. Vanderbilt (12/27/18)

100-Yard Games: Season (0); Career (2) (Last vs. Vanderbilt 12/27/18)

200-Yard Games: Season (0); Career (0)



21

JOSH FLEEKES

WR • 5-11 • 188 • SO. • 1L
DALLAS, TEXAS (CEDAR HILL HS)

Speedy, elusive slot receiver that excels with ball in his hands ... 2019 Preseason All-Big 12 fourth team (Phil Steele)

2019 (Sophomore): Finished with 2 rushing attempt for 3 yards vs. Texas (11/23) ... had 3 receptions for 6 yards and rushed 1 time for 2 yards, also had 2 kick returns for 38 yards and a long of 22 vs. OU (11/16) ... hauled in a career-best 6 receptions for 42 yards with a long of 12 yards at TCU (11/9) ... had 2 receptions for 10 yards and 1 rushing attempt for 3 yards vs. WVU (10/31) ... collected a career-high 126 receiving yards on three receptions, including 1 TD, a 64-yd reception which was a career long, also rushed 1 time for 8 yards and returned 1 kick for 16 yards at OSU (10/19) ... had 1 reception for 6 yards and returned 3 kicks for 97 yards, including a long of career-long return of 60 yards vs. Texas Tech (10/12) ... made an appearance at K-State (10/5) and vs. ISU (9/28), but did not record a stat in either contest... rushed for his first TD of the year, a 6-yd scamper at Rice (9/21), overall had 2 carries for 5 yards and returned 1 kick for 14 yards ... had 1 kick return for 25 yards vs. UTSA (9/7) ... in the season opener vs. SFA (8/31), caught 4 passes for 37 yards, also returned 1 kickoff for 16 yards.

FLEEKES CAREER STATISTICS

RECEIVING

YEAR	G/GS	REC	YD	AVG	TD	LP/OPPONENT
2018	12/1	14	126	9.0	1	34/Kansas (9/22/18)
2019	11/1	19	227	11.9	1	64/at OSU (10/19/19) (TD)
CAREER	23/2	33	353	10.7	2	64/at OSU (10/19/19) (TD)

RUSHING

YEAR	G/GS	ATT	YD	AVG	TD	LP/OPPONENT
2018	12/1	9	16	1.8	1	17/OSU (11/3/18)
2019	11/1	6	21	1.9	1	6/Rice (TD) (9/21/19)
CAREER	23/2	15	37	1.6	2	17/OSU (2018)

KICK RETURNS

YEAR	G/GS	NO	YD	TD	LONG	AVG/R
2018	12/1	21	380	0	41	18.1
2019	11/1	9	206	0	60	24.0
CAREER	23/2	30	586	0	60	19.6

ALL-PURPOSE

YEAR	G/GS	RUSH	RCV	PR	KR	TOTAL	AVG/G
2018	12/1	16	126	0	380	522	43.5
2019	11/1	21	227	0	206	451	41.3
CAREER	23/2	37	353	0	586	976	42.4

CAREER BESTS

RUSHING

Attempts: 2, 3x, vs. OSU (11/3/18), at West Virginia (10/25/18), vs. ACU (9/1/18)

Yards: 18, vs. OSU (11/3/18)

Touchdowns: 1, 2x, at Rice (9/21/19), at West Virginia (10/25/18)

Longest Rush: 17, vs. OSU (11/3/18)

100-Yard Games: --

200-Yard Games: --

RECEIVING

Receptions: 6 at TCU (11/9/19)

Receiving Yards: 126 at OSU (10/19/19)

Touchdowns: 1, 2x, at OSU (10/19/19), vs. Kansas (9/22/18)

Longest Reception: 64 at OSU (10/19/19)

100-Yard Receiving Games: 1 at OSU (10/19/19)

200-Yard Receiving Games: --



95

GABE HALL

DT • 6-5 • 305 • FR. • HS
WALLER, TEXAS (WALLER HS)

2019 (Freshman): Has appeared in six games on the season ... Had 1 tackle, including his first half TFL vs. Texas Tech (10/12) ... Earned the first tackles of his career at K-State (10/5), finishing with a career-high 2 ... Was credited with 2 QB hurries, the first of his career, in a victory over ISU (9/28) ... Has blocked 1 of 2 kicks for the Bears this year ... Appeared for the Bears at DT at Rice (9/21) ... Made an appearance vs. UTSA (9/7), but did not record a stat ... Made his collegiate debut vs. SFA (8/31), came up with his first career blocked kick as he blocked an SFA field goal attempt.

HALL CAREER STATISTICS

DEFENSIVE

YEAR	G/GS	UT	AT	TT	TFL-YD	QBS-YD	FF/FR	QBH	INT-YD
2019	6/0	1	2	3	0.5-1	0-0	0/0	2	0-0

CAREER BESTS

Tackles: 2 at K-State (10/5/19)

Solo Tackles: 1 at K-State (10/5/19)

Tackles-For-Loss: N/A

Sacks: N/A

Forced Fumbles: N/A

Fumbles Recovered: N/A

QB Hurries: 2 - vs. Iowa State (9/27/19)

Pass Breakups: N/A

Blocked Kick: 1 vs. SFA (8/31)

PLAYER SPOTLIGHTS



6

JAMYCAL HASTY

RB • 5-9 • 205 • SR. • 3L
LONGVIEW, TEXAS (LONGVIEW HS)

Elusive and quick fifth-year senior running back ... 42 games played with 16 career starts ... Rushed for 434 yards on 82 carries, 4 rushing TDs, 1 receiving TD in 2018 ... Ran for 314 yards and one TD in injury-marred sophomore season ... Rushed for 623 yards and three scores as a redshirt freshman in 2016 ... Sat out 2015 as redshirt ... 2018 Big 12 All-Academic second team selection ... Graduated with a degree in health, kinesiology and leisure studies in August 2018 ... selected by his teammates for a single-digit jersey number in 2019 and 2018.

2019 (Senior): Rushed twice for 7 yards and also had 2 receptions for 7 yards vs. Texas (11/23) ... carried the ball 3 times for 42 yards and returned 2 kicks for 38 yards, including a long of 21 yards vs. OU (11/16) ... had 9 carries for 22 yards and made 2 receptions for 13 yards at TCU (11/9) ... rushed for 77 yards on 14 carries vs. WVU (10/31) ... had a career performance at OSU (10/19), rushing 16 times for a career-best 146 yards, including a career-long of 73 yards for one TD and also rushed for a second, along with finishing 1 yard shy of tying his career best with 66 receiving yards on 3 receptions, finishing with 212 all-purpose yards ... rushed 5 times for 37 yards and 1 TD, the game-winning TD, a 5-yd run in the second OT period vs. Texas Tech (10/12), also had 4 receptions for 38 yards on the day ... finished with a season-best 87 yards rushing on 8 carries, along with a season-best 33 yd carry at K-State (10/5), also had 1 reception for 5 yards and 1 kick return for a season-high 21 yards ... had 3 carries for 10 yards and 3 receptions, a season high, for 14 yards in a victory over ISU (9/28) ... rushed 7 times for 39 yards, with a long of 21 yards, also had 1 reception for 6 yards and had 1 kick return for 11 yards at Rice (9/21) ... rushed 7 times for 18 yards and his first TD of the year, also caught 2 passes for 8 yards vs. UTSA (9/7) ... Made his 14th career start in the season opener vs. SFA (8/31), collected 25 yards rushing on 10 carries, also tallied 2 receptions for 6 yards.

HASTY CAREER STATISTICS

RUSHING

YEAR	G/GS	ATT	YD	AVG	TD	LP/OPPONENT
2015			redshirt			
2016	12/0	119	623	5.2	3	31/at Rice
2017	8/3	76	314	4.1	1	41/Iowa State
2018	11/10	82	434	5.3	4	54/ACU (TD)
2019	11/3	84	510	6.1	4	73/at OSU (TD)
CAREER	42/16	361	1881	5.2	12	73/at OSU (TD)

RECEIVING

YEAR	G/GS	REC	YD	AVG	TD	LP/OPPONENT
2015			redshirt			
2016	12/0	3	26	8.7	0	21/at Rice
2017	8/3	25	105	4.2	0	17/Texas Tech
2018	11/10	26	170	6.5	1	34/ACU
2019	11/3	20	163	8.1	0	63/at OSU
CAREER	42/16	74	464	6.3	1	63/at OSU

KICK RETURNS

YEAR	G/GS	NO	YD	AVG	TD	LP/OPPONENT
2015			redshirt			
2016	12/0	8	160	20.0	0	23
2017	8/3	2	55	27.5	0	36
2018	11/10	0	00	0.0	0	--
2019	11/2	4	70	17.5	0	21/K-State
CAREER	42/16	0	285	20.4	0	36

CAREER BESTS

RUSHING

Attempts: 19 at Oklahoma (11/12/16)
Yards: 146 at OSU (10/19/19)
Touchdowns: 2, 2x, at OSU (10/19/19), vs. ACU (9/11/18)
Longest Rush: 73 at OSU (10/19/19)
100-Yard Games: Season (1); Career (3) (Last 10/19/19 at OSU)
200-Yard Games: Season (0); Career (0)

CAREER BESTS

RECEIVING

Receptions: 9 vs. Texas Tech (11/11/17)
Receiving Yards: 67 vs. ACU (9/11/18)
Touchdowns: 1 at UTSA (9/8/18)
Longest Reception: 34 vs. ACU (9/11/18)
100-Yard Games: Season (0); Career (0)
200-Yard Games: Season (0); Career (0)



87

CHRISTOPH HENLE

TE • 6-6 • 259 • SO. • 1L
INNSBRUCK, AUSTRIA (THE OAKRIDGE SCHOOL)

Physical blocker that served as primary tight end during 2018 season ... Enrolled January 2018 ... originally from Innsbruck, Austria ... attended high school in Arlington, Texas ... spring 2018 Big 12 Commissioner's Honor Roll selection.

2019 (Sophomore): First Team Academic All-Big 12 ... has appeared in all 11 games this season at tight end ... made appearances vs. Texas (11/23) ... vs. Oklahoma (11/16), at TCU (11/9) vs. WVU (10/31), at OSU (10/19), vs. Texas Tech (10/12), at K-State (10/5) and vs. ISU (9/27), but did not record a stat in those contests ... hauled in his second catch of the season, a season-long 11-yd reception at Rice (9/21) ... earned his first start of the season vs. UTSA (9/7) but did not record a catch ... had 1 reception for 8 yards in the season opener vs. SFA (8/31).

HENLE CAREER STATISTICS

RECEIVING

YEAR	G/GS	REC	YD	AVG	TD	LP/OPPONENT
2018	13/6	7	58	8.3	0	13/Kansas (9/22/18)
2019	11/1	2	19	9.5	0	11/Rice (9/21/19)
CAREER	23/7	9	77	8.6	0	13/Kansas (2018)

CAREER BESTS

Receptions: 2, vs. Vanderbilt (12/27/18)
Receiving Yards: 13 vs. Kansas (9/22/18)
Touchdowns: --
Longest Reception: 13 vs. Kansas (9/22/18)
100-Yard Games: --



11

JAMESON HOUSTON

CB • 5-11 • 200 • SR. • 3L
AUSTIN, TEXAS (ST. MICHAEL'S ACADEMY)

2019 (Senior): First Team Academic All-Big 12 ... has appeared in all 11 games on the season, starting all 11 at cornerback ... credited with 1 tackle and 2 pass breakups vs. Texas (11/23) ... tallied 5 tackles (all solo) vs. Oklahoma (11/16) ... collected 5 tackles (all solo) at TCU (11/9) ... hauled in his first career interception vs. WVU (10/31), along with 1 tackle and 2 pass breakups ... tallied 5 tackles and was credited with 2 breakups at OSU (10/19) ... finished with a career-high 7 tackles (3 solo) and had 1 fumble recovery vs. Texas Tech (10/12) ... had 1 tackle in the victory at K-State (10/5) ... collected 2 tackles vs. ISU (9/28) ... at Rice (9/21), tallied a season-best 4 tackles (2 solo) along with 1 pass break up ... started at cornerback vs. UTSA (9/7) collected 2 tackles on the day ... was named a game team captain for the season opener vs. SFA (8/31), started at cornerback, did not record a stat.

PLAYER SPOTLIGHTS

HOUSTON CAREER STATISTICS

DEFENSIVE

YEAR	G/GS	UT	AT	TT	TFL-YD	QBS-YD	FF/FR	QBH	INT-YD
2016	11/2	13	2	15	0.5-1	0-0	1/1	0	0-0
2017	11/2	16	2	18	1.0-4	0-0	0/0	1	0-0
2018	12/0	6	3	9	0-0	0-0	0/0	0	0-0
2019	11/11	25	8	33	0-0	0-0	0/1	0	1-0
CAREER	45/15	60	15	75	1.5-5	0-0	1/2	1	1-0

CAREER BESTS

Tackles: 7 vs. Texas Tech (10/12/19)

Solo Tackles: 5, 4x, last vs. Oklahoma (11/16/19)

Tackles-For-Loss: 1.0 vs. Texas Tech (11/11/17)

PBUs: 2, vs. Texas (11/23/19), at OSU (10/19/19)

Forced Fumbles: 1 at Texas (10/29/16)

Recovered Fumbles: 1, 2x, vs. Texas Tech (10/12/19), at Texas (10/29/16)

Interceptions: 1, vs. West Virginia (10/31)



52

MATT JONES

LB • 6-3 • 237 • FR. • HS

ODESSA, TEXAS (ODESSA PERMIAN HS)

2019 (Freshman): Tallied 1 tackle vs. UTSA (Sept. 7) ... Made his Baylor debut vs. SFA (Aug. 31), tallying a career-high 3 tackles, including half a sack.

M. JONES CAREER STATISTICS

DEFENSIVE

YEAR	G/GS	UT	AT	TT	TFL-YD	QBS-YD	FF/FR	QBH	INT-YD
2019	2/0	1	3	4	0.5-2	0.5-2	0/0	0	0-0



84

MARQUES JONES

WR • 6-2 • 211 • SR. • 2L

MCKINNEY, TEXAS (MCKINNEY HS)

Speedy wide receiver and scholar athlete ... Named Baylor's 2018-19 engineering student of the year ... Scored first and last touchdowns of 2018 season for Baylor including the game-winner vs. Vanderbilt in Texas Bowl ... Has played in 28 career games with 10 starts ... 2018 Gerald Lage Academic Achievement Award from Big 12 ... 2019, 2018 and 2017 Academic All-Big 12 first team ... Completed a 4.0 GPA in Electrical and Computer Engineering for spring 2019 ... Earned a scholarship at the end of 2018 fall camp.

2019 (Senior): First Team Academic All-Big 12 ... has appeared in 8-of-11 games on the season for the Bears ... made back-to-back appearances at K-State (10/5) and vs. Iowa State (9/28) but did not record a stat ... made his second-straight start of the season at receiver vs. UTSA (9/7) ... started at wide receiver in the season opener vs. SFA (8/31), did not record a stat.

M. JONES CAREER STATISTICS

RECEIVING

YEAR	G/GS	REC	YD	AVG	TD	LP/OPPONENT
2015			redshirt			
2016	0/0	0	0	0.0	0	--
2017	12/1	3	35	11.7	0	14/Texas
2018	13/7	21	242	11.5	2	52/Vanderbilt (TD)
2019	8/2	0	0	0.0	0	--
CAREER	33/10	24	277	11.5	2	52/Vanderbilt (TD)

CAREER BESTS

Receptions: 3, 3x, at Iowa State (11/10/18), at Oklahoma (9/29/18), vs. Duke (9/15/18)

Receiving Yards: 52 vs. Vanderbilt (12/27/18)

Touchdowns: 1, vs. Vanderbilt (12/27/18); vs. ACU (9/1/18)

Longest Reception: 52 vs. Vanderbilt (12/27/18)

100-Yard Games: Season (0); Career (0)

200-Yard Games: Season (0); Career (0)



9

JAMES LOCKHART

DE • 6-2 • 263 • SR. • 1L

ENNIS, TEXAS (TEXAS A&M)

Fifth-year senior leader on the defensive line ... hailed by coaching staff for having best spring of all defensive linemen, named Most Improved Defensive Player in the spring ... Has played in 36 career games with nine starts ... 2018 Big 12 All-Academic second team honoree ... Transfer from Texas A&M enrolled at Baylor in January 2017 ... Redshirted the 2017 season and retained two years of eligibility ... Played in 16 games in his career at Texas A&M ... earned bachelor's degree in May 2019 ... pursuing master's degree in sport pedagogy

2019 (RS Senior - Baylor): Second team Academic All-Big 12 ... has started at defensive end in all 11 games on the season ... finished with 2 tackles, 0.5 TFL, 0.5 sacks, 1 QB hurry vs. Texas (11/23) ... had 3 tackles (1 solo) vs. Oklahoma (11/16) ... tallied a career-best 5 tackles at TCU (11/9), including a half TFL ... collected 1 tackle and 1 QB hurry vs. WVU (10/31) ... had 2 tackles at OSU (10/19) ... finished with a half sack and 1 tackle at K-State (10/5) ... tallied 2 tackles, 1.0 sack, 1.0 TFL in the Bears' victory over ISU (9/28), also forced a fumble on the Cyclones' final drive to solidify the win for the Bears ... collected a season-best 4 tackles (3 solo), with 2.0 TFL, including his first sack of the year, 1 fumble recovery and 1 pass break up and 2 QB hurries as the Bears won a defensive battle at Rice (9/21) ... collected 3 tackles (1 solo) in the victory over UTSA (9/7) ... in the season opener vs. SFA (8/31), collected 1 solo tackle, a TFL for 6 yards in the victory.

LOCKHART CAREER STATISTICS

DEFENSIVE

YEAR	G/GS	UT	AT	TT	TFL-YD	QBS-YD	FF/FR	QBH	INT-YD
2015 (A&M)	4/0	1	3	4	0-0	0-0	0/0	0	0-0
2016 (A&M)	12/0	7	4	11	1.0-5	0-0	0/0	0	0-0
2017 (BU)									
2018 (BU)	13/2	7	4	11	3.0-7	1.0-5	0/0	2	0-0
2019 (BU)	11/11	13	13	26	6.5-29	4.0-18	1/1	6	0-0
CAREER	36/9	28	24	52	10.5-41	5.0-23	1/1	8	0-0

CAREER BESTS

Tackles: 5, at TCU (11/9/19)

Solo Tackles: 4 vs. ACU (9/1/18)

Tackles-For-Loss: 2.0 at Rice (9/21/19)

Sacks: 1.0, 4x, vs. Texas Tech (10/12/19), vs. ISU (9/28/19), at Rice (9/21/19), vs. ACU (9/1/18)

QB Hurries: 2, 2x, last vs. Iowa State (9/28/19)

PLAYER SPOTLIGHTS



7
JOHN LOVETT
 RB • 6-0 • 212 • JR. • 2L
 BURLINGTON, N.J. (CHEROKEE HS)

Physical, attacking running back and ... spent spring 2019 learning safety position ... could see time at running back and safety in 2019 ... Paul Hornung Award Watch List ... led Baylor in rushing during 2017-18 seasons ... Lovett became the 39th Baylor player in program history to rush for 1,000 yards ... Has 1,606 yards rushing in his career, good for 20th-most in program history ... Voted single-digit number by teammates in 2017 and 2018.

2019 (Junior): In his 5th start of the season vs. Texas (11/23), rushed 9 times for 51 yards and 1 TD, also had 1 reception for 3 yards ... made his 4th start of the season vs. Oklahoma (11/16), rushed once for 5 yards and made a season-high 2 receptions for 34 yards ... carried the ball 8 times for 37 yards and had 1 reception for 3 at TCU (11/9) ... had 12 carries for 49 yards and 1 reception for 8 yards vs. WVU (10/31) ... rushed 7 times for 57 yards and 1 TD and had 1 reception for 3 yards at OSU (10/19) ... had 17 carries for 77 yards, also returned 1 kick for 14 yards, tallying 91 all-purpose yards vs. Texas Tech (10/12) ... rushed for 74 yards on 7 carries for 2 TDs, a season-best, including a season-high 46-yd TD scamper at K-State (10/5) ... had 12 carries for 52 yards and returned one kick for 25 yards vs. ISU (9/28) ... earned his first start of the season at Rice (9/21), rushing for 9 yards on 5 carries, also returned 1 kick for 20 yards ... rushed 9 times for 69 yards, a long of 19, also hauled in one pass for 13 yards vs. UTSA (9/7) ... rushed for 100+ yards for the fourth time in his career in the season opener vs. SFA (8/31), finished with a team-high 108 yards on 8 carries with a long of 38, averaged 13.5 yards per carry and 1 TD.

LOVETT CAREER STATISTICS

RUSHING

YEAR	G/GS	ATT	YD	AVG	TD	LP/OPPONENT
2017	11/4	98	445	4.5	5	74/at Kansas State (TD)
2018	12/3	109	573	5.3	6	75/vs. OSU (TD)
2019	11/5	95	588	6.2	5	46/at K-State (TD)
CAREER	34/12	302	1606	5.3	16	75/vs. OSU (TD) (11/3/18)

RECEIVING

YEAR	G/GS	REC	YD	AVG	TD	LP/OPPONENT
2017	11/4	7	20	2.9	0	6/ISU
2018	12/3	5	48	9.6	0	10/Kansas
2019	11/5	7	64	9.1	0	13/UTSA
CAREER	34/12	19	132	6.9	0	13/UTSA (2019)

KICK RETURNS

YEAR	G/GS	NO	YD	AVG	TD	LP/OPPONENT
2017	11/4	7	125	17.9	0	33
2018	12/3	1	14	14.0	0	14/ACU
2019	10/4	5	104	20.8	0	26/UTSA
CAREER	33/11	13	243	18.7	0	33 (2017)


CAREER BESTS

RUSHING

Attempts: 28 vs. Texas Tech (11/24/18)
Yards: 125 vs. Texas Tech (11/24/18)
Touchdowns: 3 vs. ACU (9/1/18)
Longest Rush: 75 vs. OSU (11/3/18) (TD)
100-Yard Games: Season (1); Career (4) vs. SFA (8/31/19), vs. Texas Tech (11/24/18), vs. OSU (11/3/18), vs. ACU (9/1/18)
200-Yard Games: Season (0); Career (0)

RECEIVING

Receptions: 3 vs. UTSA (9/9/17)
Receiving Yards: 18, at West Virginia (10/25/18)
Touchdowns: --
Longest Reception: 6 vs. ISU (11/18/17)
100-Yard Games: Season (0); Career (0)
200-Yard Games: Season (0); Career (0)



2
BLAKE LYNCH
 LB • 6-3 • 225 • SR. • 3L
 GILMER, TEXAS (GILMER HS)

One of the most multi-talented players in the country ... Has made 29 career starts at five different positions (corner, linebacker, safety, wide receiver, running back) ... started at safety once and linebacker nine times in 2018 ... played both corner and wide receiver in 2017, making starts at both positions ... Saw action at both running back and receiver in 2016 ... has also seen game action at wildcat quarterback in his career ... 2019 Preseason All-Big 12 second team selection (Phil Steele) ... Former prep All-American ... Served on mission trip to Brazil during summer 2017 ... Earned his undergraduate degree in December 2018.

2019 (Senior): Started the first 11 games of the season at SLB ... collected 5 tackles (4 solo) and had 1 QB hurry vs. Texas (11/23) ... had 7 tackles (4 solo), along with 1.5 sacks for the second-straight game, tying a career high, also tied his career high with 2.0 TFL, had first forced fumble of his career and 1 QB hurry vs. Oklahoma (11/16) ... collected a career-high 11 tackles (8 solo) along with 1.5 sacks, 1.5 TFL at TCU (11/9) ... finished with 5 tackles (3 solo) with 1.0 TFL and 1 pass breakup and 1 fumble recovery, his first of the year vs. WVU (10/31) ... tallied 4 tackles (2 solo) with a half TFL at OSU (10/19) ... had a season-high 7 tackles with 1.5 TFL, a half sack and 1 QB hurry vs. Texas Tech (10/12) ... collected a season-high 7 tackles (5 solo), good for second-best on the team, along with 1.5 TFL, also a season-best at K-State (10/5) ... made three tackles against Iowa State (9/28) ... finished with a season-high 4 tackles (2 solo) at Rice (9/21) ... tallied his second career sack vs. UTSA (9/7), finished with 2 total tackles in the victory ... in the season opener vs. SFA (8/31), hauled in his second-career interception, collected 2 tackles (1 solo), a half TFL, 1 pass break up and blocked the first kick of his career, a punt in the first quarter.

B. LYNCH CAREER STATISTICS

DEFENSIVE

YEAR	G/GS	UT	AT	TT	TFL-YD	QBS-YD	FF/FR	PBU	INT-YD
2015									
2016	11/3	1	0	1	0-0	0-0	0/0	0	0-0
2017	12/5	13	5	18	0-0	0-0	0/0	6	0-0
2018	13/10	31	16	47	4.0-18	1.5-5	0/1	2	1-15
2019	11/11	36	21	57	9.5-37	4.5-29	1/1	3	1-1
CAREER	47/29	81	42	123	13.5-55	6.0-34	1/2	11	2-16

DEFENSE

Tackles: 11 at TCU (11/9/19)
Solo Tackles: 9 at Texas (10/13/18)
Tackles-For-Loss: 2.0, 2x, vs. Oklahoma (11/16/19), vs. Vanderbilt (12/27/18)
Interception: 1, 2x, vs. SFA (8/31/19), vs. Texas Tech (11/24/18)
PBUs: 2 vs. Liberty (9/2/17); at Oklahoma State (10/14/17)
Sacks: 1.5, vs. Oklahoma (11/16/19), at TCU (11/9/19)
Blocked Kick: 1 vs. SFA (8/31/19)

CAREER BESTS

RECEIVING

Receptions: 7 vs. Texas Tech (11/11/17)
Receiving Yards: 110 at TCU (11/24/17)
Longest Reception: 57 at ISU (10/1/16)
Touchdowns: 1, four times, last at TCU (11/24/17)
100-Yard Games: Season (1); Career (1)
200-Yard Games: Season (0); Career (0)

RUSHING

Attempts: 6 at Oklahoma (11/12/16)
Yards: 58 at Oklahoma (11/12/16)
Touchdowns: --
Longest Rush: 21 at Oklahoma (11/12/16)
100-Yard Games: Season (0); Career (0)

PLAYER SPOTLIGHTS



93

JAMES LYNCH

DT • 6-4 • 295 • JR. • 2L
ROUND ROCK, TEXAS (ROUND ROCK HS)

Athletic, physical defender with pass rushing skills ... 2019 Preseason All-Big 12 first team (Athlon, Lindy's, Phil Steele, Media) ... 2019 DCTF All-Texas College first team ... Named to the watch lists for the Bednarik Award and Outland Trophy ... Career totals of 28.5 TFL and 19.0 sacks lead the Baylor roster ... 19.0 career sacks sets the new Baylor career mark for sacks (previously, 17.5, Shawn Oakman (2013-15)) ... 10.5 sacks over the 2019 season are the second-most in a single season, a half a sack away from tying for first ... 2018 All-Big 12 second team selection (coaches) ... 2018 AP All-Big 12 first team ... 2018 Waco Tribune-Herald All-Big 12 first team ... 2018 Academic All-Big 12 second team honoree ... 2017 ESPN Freshman All-American.

2019 (Junior): Has started all 11 games on the year at defensive end ... against Texas (11/23) finished with 2 tackles, 2.0 TFL, 1 QB hurry, 1 pass breakup and his 2.0 sacks pushed him over the top and he now is the new Baylor record holder in career sacks with 19.0, giving him Big 12 Defensive Player of the Week honors (Nov. 25) ... collected 3 tackles, 1 forced fumble and 1 fumble recovery, his second of the year, also had 2 QB hurries and 1 pass breakup vs. Oklahoma (11/16) ... had a season-high 6 tackles (1 solo) along with 1.5 TFL, 1 pass breakup and 2 QB hurries at TCU (11/9) ... collected 2 tackles and 1 QB hurry vs. WVU (10/31) ... tallied 2 tackles and blocked an extra point at OSU (10/19) ... followed up his 3.0 sack performance at K-State with a 2.5 sack day vs. Texas Tech (10/12), also had 3.0 TFL, 4 total tackles, 1 QB hurry and 1 pass breakup ... had a career day at K-State (10/5), tallied a career-best 3.0 sacks, 4.0 TFL, 5 total tackles and his first-career forced fumble that was recovered by the Bears, his 3.0 sacks is a new Baylor record for sacks in a Big 12 contest and the Bears tied their Big 12 record with 6.0 sacks in a conference game, earned Chuck Bednarik Award National Player of the Week honors ... collected 2 tackles, 1.0 TFL, recovered his first fumble since 2017 to secure the Bears' victory over Iowa State (9/28), also blocked an ISU field goal attempt, his first of the season and second of his career ... had a career-high 2.0 sacks for 15 yards along with 2 tackles (2 solo) at Rice (9/21) ... collected 2 QB hurries and 2 tackles in a victory over UTSA (9/7) ... in the season opener had his first sack of the season for six yards, tied career-best with 2 QB hurries, finished with 2 tackles (one solo) and 1.5 TFL vs. SFA (8/31).

J. LYNCH CAREER STATISTICS

DEFENSIVE

YEAR	G/GS	UT	AT	TT	TFL-YD	QBS-YD	FF/FR	QBH	INT-YD
2017	11/0	15	5	20	5.0-21	3.0-18	0/1	0	0-0
2018	13/13	24	16	40	9.0-58	5.5-45	0/0	6	0-0
2019	11/11	16	16	32	14.5-70	10.5-61	2/2	11	0-0
CAREER	35/24	55	37	92	28.5-149	19.0-124	2/3	17	0-0

CAREER BESTS

- Tackles:** 7 at TCU (11/24/17)
- Solo Tackles:** 5 at TCU (11/24/17)
- Tackles-For-Loss:** 4.0 at K-State (10/5/19)
- Sacks:** 3.0 at K-State (10/5/19)
- Forced Fumbles:** 1, 2x, vs. Oklahoma (11/16/19), at K-State (10/5/19)
- Fumbles Recovered:** 1, 3x, vs. Oklahoma (11/16/19), vs. Iowa State (9/28/19), at Kansas (11/4/17)
- QB Hurries:** 2, 4x, vs. Oklahoma (11/16/19), at TCU (11/9/19), vs. SFA (8/31/19), vs. Duke (9/15/18)
- Pass Breakups:** 1, 7x, last vs. Texas (11/23/19)
- Blocked Kick:** 1, 3x, at OSU (10/19/19), vs. Iowa State (9/28/19), at West Virginia (10/25/18)



95

JOHN MAYERS

K • 5-10 • 184 • R-FR. • RS
FLOWER MOUND, TEXAS (MARCUS HS)

2019 (RS-Freshman): Against Texas (11/23) made a 24-yd field goal attempt and was 3-for-3 in extra points ... hit 1 field goal, a 28-yarder, was 4-for-4 in extra points and punted once vs. Oklahoma (11/16) ... nailed a career-long 51 yard field goal, the longest field goal by a Bear since 2013 to tie the game with 36 seconds remaining in the fourth quarter, sending it to overtime, one of three field goals (36-yarder, 24-yarder) he nailed on the day (including all 9 points in regulation) at TCU (11/9), also hit two extra points in the overtime period, accounting for 11 of the Bears' 29 points in the victory, earning him Big 12 Special Teams Player of the Week honors (Nov. 11) ... hit a 36-yd field goal with 10:19 left in the fourth quarter that proved to be the difference in the Bears' 17-14 victory over WVU (10/31), was also 2-for-2 in extra points .. was 6-for-6 in extra points and added 1 field goal, a 28-yarder at OSU (10/19) ... had his first multi-field goal performance vs. Texas Tech (10/12), including nailing a 19-yd attempt as regulation expired to tie the game and send it into over time, also made a field goal of 37 yards and was 3-for-3 in extra points, earning him Big 12 Special Teams Player of the Week (Oct. 14) for the second time this season ... was 4-for-4 in extra points at K-State (10/5) ... kicked the eventual game-winning field goal with 21 seconds left vs. Iowa State (9/28), a 38-yarder, his first-career made field goal, also was 2-for-2 in extra points, earning him Big 12 Special Teams Player of the Week honors (Sept. 30) ... finished 3-for-3 in extra points vs. Rice (9/21), missed first career field goal attempt from 37 yards ... was 7-for-7 in extra points vs. UTSA (9/7), a new career best ... was 6-for-6 in extra points in the season opener vs. SFA (8/31), did not attempt a field goal.

MAYERS CAREER STATISTICS

PLACE-KICKING

YEAR	G	PAT-A	PCT	FG-A	PCT	TP
2018	1	3-3	1.000	0-0	--	3
2019	11	42-42	1.000	11-14	78.6	75
CAREER	12	45-45	1.000	11-14	78.6	78

CAREER BESTS

- Longest FG:** 51 yards, at TCU (11/9/19)
- Most FGs:** 3 at TCU (11/9/19)
- Most PATs:** 7 vs. UTSA (9/7/19)
- Most Points:** 7 vs. UTSA (9/7/19)



3

CHRIS MILLER

S • 6-0 • 191 • SR. • 3L
FRISCO, TEXAS (LONE STAR HS)

Returning starter at safety ... has played in 41 career games with 22 starts ... 2018 Big 12 honorable mention ... Voted into single-digit jersey by teammates for 2017, 2018 and 2019 seasons

2019 (Senior): Started nine games on the year at safety ... finished with 5 tackles (4 solo) vs. Texas (11/23) ... tallied a career-best 13 tackles (11 solo also a career best), along with 1 forced fumble and 1 pass breakup vs. Oklahoma (11/16) ... collected 6 tackles, a season-high vs. WVU (10/31) ... had 4 tackles at OSU (10/19) ... after missing the first half vs. Texas Tech (10/12) due to a targeting penalty from the K-State game, he collected 4 tackles (3 solo) in the victory ... finished with 3 tackles and forced a fumble for the first time this season at K-State (10/5) ... collected 5 tackles (all solo) in a victory over ISU (9/28) ... had 5 tackles (3 solo) with 1.0 TFL at Rice (9/21) ... finished tied for second on the team with 5 tackles (2 solo) in the victory over UTSA (9/7) ... in the season opener SFA (8/31), making 5 tackles (4 solo), tied for second-most on the team, with 0.5 TFL.

PLAYER SPOTLIGHTS

C. MILLER CAREER STATISTICS

DEFENSIVE									
YEAR	G/GS	UT	AT	TT	TFL-YD	QBS-YD	FF/FR	PBU	INT-YD
2016	8/0	4	2	6	0-0	0-0	0/0	0	0-0
2017	11/1	15	13	28	0-0	0-0	0/1	2	0-0
2018	12/12	50	17	67	1.5-9	1.0-9	1/1	2	0-0
2019	10/9	41	14	55	1.5-3	0-0	2/0	1	0-0
CAREER	40/21	110	46	156	3.0-12	1.0-9	3/2	5	0-0

CAREER BESTS

Tackles: 13, vs. Oklahoma (11/16/19)
Solo Tackles: 11 vs. Oklahoma (11/16/19)
Tackles-For-Loss: 1.0 2x, at Rice (9/21/19), vs. OSU (11/3/18)
Interceptions: 1.0 vs. OSU (11/3/18)
Forced Fumbles: 1, 3x, vs. Oklahoma (11/16/19), at K-State (10/5/19), vs. K-State (10/6/18)
Fumble Recoveries: 1, twice, last vs. K-State (10/6/18)
Pass Breakups: 1, 5x, vs. Oklahoma (11/16/19), vs. Vanderbilt (12/27/18), vs. Duke (9/15/18), at OSU(10/14/17); at TCU (11/24/17)



15
CHRISTIAN MORGAN
 S • 6-1 • 211 • SO. • 1L
 HOUSTON, TEXAS (PORTER HS)

Athletic, rangy safety ... shown a knack for blocking kicks with two in his freshman season ... Enrolled January 2018

2019 (Sophomore): Made an appearance vs. Texas (11/23) but did not record a stat ... had 2 tackles (both solo) vs. Oklahoma (11/16) ... made an appearance at TCU (11/9) but did not record a stat ... finished with 1 tackle vs. WVU (10/31) ... had 2 tackles at OSU (10/19)N ... made appearances vs. Texas Tech (10/5) and vs. ISU (9/28) but did not record a stat ... tallied 3 tackles (1 solo) at Rice (9/21) ... made his season debut vs. UTSA (9/7), did not record a stat ... did not make an appearance in the season opener vs. SFA (8/31) ...

MORGAN CAREER STATISTICS

DEFENSIVE									
YEAR	G/GS	UT	AT	TT	TFL-YD	QBS-YD	FF/FR	PBU	INT-YD
2018	13/3	13	5	18	1.5-2	0-0	1/0	1	1- -2
2019	9/0	5	3	8	0-0	0-0	0/0	0	0-0
CAREER	22/3	18	8	26	1.5-2	0-0	1/0	1	1- -2

CAREER BESTS

Tackles: 5 at Texas (10/13/18)
Solo Tackles: 4 vs. K-State (10/6/18)
Tackles-For-Loss: 1.0 at West Virginia (10/25/18)
Interceptions: 1 vs. K-State (10/6/18)
Forced Fumbles: 1, at West Virginia (10/25/18)
Fumble Recoveries: --
Pass Breakups: --
Blocked Punts: 1, 2x, vs. Oklahoma State (11/3/18), vs. Duke (9/15/18)



5
DENZEL MIMS
 WR • 6-3 • 215 • SR. • 3L
 DAINGERFIELD, TEXAS (DAINGERFIELD HS)

One of the top returning receivers in the Big 12 Conference ... ranks 6th on Baylor's career receiving yards list (2,797) ... Ranks 6th in Baylor history with 177 career receptions ... Ranks tied for 5th in BU history with 27 receiving touchdowns in his career ... 11 career 100-yard receiving games ... Preseason All-Big 12 second team (Athlon, Phil Steele) ... DCTF All-Texas College first team ... three time Biletnikoff Award Watch List honoree ... Earned a single digit jersey in Aug. 2019 ... Only player nationally to score at least 8 TDs in the last three seasons.

2019 (Senior): Has started all 11 games this season at wide receiver ... had his fourth 100+ receiving yard performance of the season, finishing with 125 yards on a season-high 7 receptions and 1 TD vs. Texas (11/23) ... hauled in 6 receptions for 92 yards and 2 TDs vs. Oklahoma (11/16), his fourth multi-TD performance of the year ... had 6 receptions for 57 yards and 2 TDs, his third multi-TD performance of the year, both coming in OT, the first 20-yd pass reception came on 4th down in the 2nd OT period, then followed up with a 4-yd reception in the 3rd OT, the eventual game-winning TD at TCU (11/9) ... finished 1 yard shy of another 100 yard receiving performance when he hauled in 5 catches for 99 yards vs. WVU (10/31) ... had 1 reception for 16 yards at OSU (10/19) ... finished with 3 catches for 65 yards vs. Texas Tech (10/12) ... had 5 receptions for 83 yards with a long of 27 yards at K-State (10/5) ... collected his third-straight 100+ yards receiving performance as he tallied 106 yards on 6 catches with 2 TDs in a victory over ISU (9/28) ... at Rice (9/21) had his second-straight 100+ receiving performance as he collected 102 yards on six receptions with a season-long of 35 yards ... tied his career-best with three receiving touchdowns and had his seventh-career 100+ yard receiving performance as he finished with 101 yards on seven receptions vs. UTSA (9/7), as he was named Big 12 Co-Offensive Player of the Week for his performance ... in the season opener against SFA (8/31), hauled in five passes (tied for the team high) for 46 yards and a long of 21 yards.

MIMS CAREER STATISTICS

RECEIVING						
YEAR	G/GS	REC	YD	AVG	TD	LP/OPPONENT
2016	11/1	4	24	6.0	0	10/at Rice
2017	12/11	61	1,087	17.8	8	71/Oklahoma (TD)
2018	12/10	55	794	14.4	8	55/ACU
2019	11/11	57	892	15.6	11	46/ISU
CAREER	46/33	177	2,797	15.8	27	71/Oklahoma (TD) (2017)

CAREER BESTS

Receptions: 12 vs. Texas Tech (11/11/17)
Receiving Yards: 192 vs. Oklahoma (9/23/17)
Touchdowns: 3, 2x, vs. UTSA (9/7/19) vs. Oklahoma (9/23/17)
Longest Reception: 71 vs. Oklahoma (9/23/17) (TD)
100-Yard Games: Season (4); Career (11) (Last vs. Texas (11/23/19))



98
CHIDI OGBONNAYA
 DT • 6-5 • 290 • SO. • 1L
 HOUSTON, TEXAS (LANGHAM CREEK HS)

2019 (Sophomore): Has appeared in all 11 games on the season with 1 start ... had 1 tackle and 1 pass breakup vs. Texas (11/23) ... made an appearance vs. OU (11/16) but did not record a stat ... made his first career start at NT at TCU (11/9), collecting 1 tackle ... finished with 1 tackle vs. WVU (10/31) ... had his first career forced fumble and 1 sack along with 2 tackles at OSU (10/19) ... collected 1 tackle vs. ISU (9/28) .. tallied 1 tackle at Rice (9/1) ... recorded his first career tackle for loss vs. UTSA (9/7) ... made his season debut in the opener vs. SFA (8/31), but did not record a stat.

OGBONNAYA CAREER STATISTICS

DEFENSIVE									
YEAR	G/GS	UT	AT	TT	TFL-YD	QBS-YD	FF/FR	QBH	INT-YD
2018	10/0	3	2	5	0-0	0-0	0/0	0	0-0
2019	11/1	6	1	7	2.0-7	1.0-6	1/0	0	0-0
CAREER	21/1	9	2	11	2.0-7	1.0-6	1/0	0	0-0

PLAYER SPOTLIGHTS



24

JALEN PITRE

LB • 6-0 • 212 • JR. • 2L

STAFFORD, TEXAS (STAFFORD HS)

2019 (Junior): Second Team Academic All-Big 12 ... finished with 2 tackles at OSU (10/19) ... had 3 tackles (2 solo) and one half TFL vs. Texas Tech (10/5) ... at K-State (10/5), tallied 5 tackles (4 solo), 1.0 sack, his first of the season and second of his career ... made his season debut vs. Iowa State (9/28), collecting 2 tackles (1 solo).

PITRE CAREER STATISTICS

DEFENSIVE									
YEAR	G/GS	UT	AT	TT	TFL-YD	QBS-YD	FF/FR	PBU	INT-YD
2017	12/8	29	8	37	3.0-12	1.0-6	0/0	1	0-0
2018	13/1	5	6	11	2.0-6	0-0	0/0	0	0-0
2019	4/0	9	3	12	1.5-5	1.0-5	0/0	0	0-0
CAREER	29/9	43	17	60	6.5-23	2.0-11	0/0	1	0-0

CAREER BESTS

- Tackles:** 7 vs. Liberty (9/2/17)
- Solo Tackles:** 5 vs. Liberty (9/2/17); at TCU (11/24/17)
- Tackles-For-Loss:** 1.0 5x, last at K-State (10/5/19)
- Sacks:** 1, 2x, at K-State (10/5/19), at Kansas (11/4/17)
- Fumble Recoveries:** --
- QB Hurries:** 1 at Duke (9/16/17)



14

CHRIS PLATT

WR • 5-11 • 172 • 6SR. • 4L

WILLIS, TEXAS (WILLIS HS)

Sixth-year senior ultra-fast receiver and returner ... granted sixth year of NCAA eligibility in January 2019 ... Has played in 54 career games with 35 starts ... Tied for 2nd nationally with 54 career games played, behind K'Von Wallace of Clemson with 55 ... Ranks 15th on Baylor's career receiving yards list (1,909) ... Five of 12 career TD catches have been 70 or more yards, four came in 2017 ... Tied for second in BU history with Terrance Williams in career catches of 70 or more yards with five ... Missed final eight games of 2017 with knee injury ... competed for Baylor track and field squad in 2015, 2017 and 2019 ... Earned All-America honors in 4x400m relay in both 2017 and 2019 ... Helped 4x400m team to Big 12 title in 2017 ... completed undergraduate degree in May 2018.

2019 (6-Yr Senior): Finished with 4 receptions for 66 yards vs. Texas Texas (11/23) ... hauled in 3 receptions for 27 yards vs. Oklahoma (11/16) ... made his eighth start of the year at TCU (11/9) and had 2 receptions for 32 yards, including a big catch in triple OT to set up the eventual game-winning TD at TCU (11/9) ... started his 7th game of the year vs. WVU (10/31), but did not record a stat ... had 1 reception and 1 carry at OSU (10/19) ... finished with 4 receptions for 29 yards vs. Texas Tech (10/12) ... at K-State (10/5) had 1 reception for 12 yards and 1 carry for 2 yards ... had 1 reception for 7 yards vs. ISU (9/28) ... tallied 5 receptions for 85 yards, including a 50-yard TD reception, his longest reception since 2017, also rushed for 5 yards on 1 carry at Rice (9/21) ... recorded 1 catch vs. UTSA (9/7), also rushed for a 15-yd TD, his first score of the year, making him just one of four active players in NCAA Division I to score a TD in five different seasons (2015-19) ... started the season opener vs. SFA (8/31) at wide receiver, hauling in one reception for 23 yards.

PLATT CAREER STATISTICS

RECEIVING						
YEAR	G/GS	REC	YD	AVG	TD	LP/OPPONENT
2014			redshirt			
2015	13/1	11	155	14.1	1	42/SMU (TD)
2016	13/9	35	567	16.2	4	89/Oklahoma State (TD)
2017	4/4	16	401	25.1	5	79/at Duke (TD)
2018	13/12	36	511	14.2	1	45/at Oklahoma
2019	11/9	23	275	12.0	1	50/Rice (TD)

CAREER 54/35 121 1,909 15.8 12 89/Oklahoma St. 2016 (TD)

KICK RETURNS

YEAR	G/GS	NO	YD	AVG	TD	LP/OPPONENT
2014			redshirt			
2015	13/1	13	359	27.6	0	84/West Virginia
2016	13/9	0	0	0.0	0	--
2017	4/4	2	24	12.0	0	14/Liberty
2018	13/12	2	47	23.5	0	24/West Virginia
2019	11/9	0	0	0	0	--
CAREER	54/35	17	430	25.3	0	84/West Virginia (2015)

PUNT RETURNS

YEAR	G/GS	NO	YD	AVG	TD	LP/OPPONENT
2014			redshirt			
2015	13/1	0	0	0.0	0	--
2016	13/9	0	0	0.0	0	--
2017	4/4	0	0	0.0	0	--
2018	13/12	2	-24	-12.0	0	--
2019	11/9	0	0	0.0	0	--
CAREER	54/35	2	-24	-12.0	0	--

RUSHING

YEAR	G/GS	ATT	YD	AVG	TD	LP/OPPONENT
2015	13/1	0	0	0.0	0	--
2016	13/9	1	8	8.0	0	8/Kansas
2017	4/4	4	36	9.0	0	26/UTSA
2018	13/12	2	31	15.5	0	19/Kansas
2019	11/9	4	19	4.8	1	15/UTSA
CAREER	54/35	11	94	8.5	1	26/UTSA (2017)

CAREER BESTS

- Receptions:** 6 vs. Boise State (12/27/16)
- Receiving Yards:** 148 at Duke (9/16/17)
- Longest Reception:** 89 vs. Oklahoma State (9/24/16) (TD)
- Touchdowns:** 2 vs. Oklahoma State (9/24/16); vs. Liberty (9/2/17); at Duke (9/16/17)
- 100-Yard Games:** Season (0); Career (4) (Last vs. Texas Tech, 2018)



43

ISSAC POWER

P • 6-1 • 200 • R-FR. • RS

CASTLE ROCK, COLO. (PONDEROSA HS)

2019 (RS Freshman): First Team Academic All-Big 12 ... against Texas (11/23) punted 5 times for 228 yards, average of 45.6, a career-best, flipping the field with 3 of the 5 punts downed within the 10 yard line, 2 within the 5 yard line and 1 punt over 50 yards (52 yards) ... had 4 punts for 159 yards (39.8 average) with 1 downed inside the 20 and 1 punt for 50+ yards vs. OU (11/16) ... punted 4 times for 161 yards and a long of 43 yards, with 1 downed inside the 20 at TCU (11/9) ... had 7 punts for 255 yards (36.4 average) with a long of 48 yards and 3 downed inside the 20 vs. WVU (10/31) ... punted 4 times for 173 yards, average of 43.2 with a long of 59 with 1 downed within the 20 at OSU (10/19) ... Against Texas Tech (10/12), punted five times for 164 yards (32.8 yards per punt), with 2 downed within the 20 ... at K-State (10/5) punted 6 times for 192 yards as he fought the wind with a long of 46 and 1 downed within the 20 yard line ... against Iowa State (9/28) had 6 punts for 261 yards, an average of 43.5 yards and a long of 50 with 3 downed within the 20 yard line ... at Rice (9/21), punted 3 times for 107 yards (35.7 average) ... vs. UTSA (9/7) punted 3 times for 131 total yards, average of 43.67 per punt with a career-best long of 51 yards, with 1 downed within the 20 yard line ... in the opener vs. SFA (8/31), punted four times for 146 yards, average of 38.6 yards per punt with a career-long punt of 50 yards.

POWER CAREER STATISTICS

PUNTING							
YEAR	G	NO	YDS	AVG	50+	IN20	LP/OPPONENT
2018	1	1	47	47	-	-	47/vs. Vanderbilt
2019	11	50	1923	38.5	5	16	59/at OSU
CAREER	12	51	1970	38.6	5	16	59/at OSU (2019)

PLAYER SPOTLIGHTS

CAREER BESTS

PUNTING

Punts: 7, vs. West Virginia (10/31/19)
Punting Yards: 261 vs. Iowa State (9/28/19)
Longest Punt: 59 at OSU (10/19/19)



99

NOAH RAUSCHENBERG

K • 6-1 • 203 • FR. • HS
TULSA, OKLA. (UNION HS)

2019 (Freshman): Boasts a touchback percentage of 64.9 percent on the year (24-of-37) ... missed the Rice, Iowa State, K-State, OSU, West Virginia contests due to injury ... kicked off 5 times for 5 touchbacks, 325 total yards, average of 65.0 per kick vs. Texas (11/23) ... kicked off 6 times for 362 yards, average of 60.3 yard per kick with 2 touchbacks vs. Oklahoma (11/16) ... kicked off 4 times for 260 yards, average of 65.0 yard per kick with 2 touchbacks at TCU (11/9) ... against Texas Tech (10/12) kicked off 4 times for 249 total yards (62.2 yards per kick), also attempted his first career field goal, a 55 yarder that was missed ... vs. UTSA (9/7) kicked off nine times for 581 yards, with 7 touchbacks, also made two extra points ... in his collegiate debut vs. SFA (8/31), kicked off 9 times for 8 touchbacks, 585 yards (65.0 yards per kick), along with nailing 2 extra points.

RAUSCHENBERG CAREER STATISTICS

PLACE-KICKING

YEAR	G	PAT-A	PCT	FG-A	PCT	TP
2019	6	4-4	100.0	0-0	0.00	4

CAREER BESTS

Most PATs: 2, 2x, vs. UTSA (9/7/19), vs. SFA (8/31/19)
Most Points: 2, 2x, vs. UTSA (9/7/19), vs. SFA (8/31/19)
Most Kickoffs: 9, 2x, vs. UTSA (9/7/19), vs. SFA (8/31/19)
Most Touchbacks: 8 vs. SFA (8/31/19)



99

BRAVVION ROY

DT • 6-1 • 333 • SR. • 3L
SPRING, TEXAS (SPRING HS)

Senior defensive tackle, one of the strongest players on the team ... Has played in 45 games with 26 starts in his career ... 2019 Preseason All-Big 12 (Athlon, Phil Steele)

2019 (Senior): Started 10 of 11 games on the season ... collected 2 tackles (both solo) vs. Texas (11/23) ... tallied a season high and tied his career high with 8 total tackles on the day(4 solo, also tying a career best), had 1.0 sack, 1.0 TFL vs. Oklahoma (11/16) ... missed his first start of the year at TCU (11/9), but entered the game and collected 5 tackles, had a half sack and 2 QB hurries ... had 2 tackles, including 1.0 TFL, along with blocking the potential game-tying field goal by WVU with 3:33 left in the fourth quarter, his first blocked kick of 2019, 2nd of his career vs. WVU (10/31), earning him Big 12 Special Teams Player of the Week honors ... finished with a season-best 7 tackles and tied his career-best with 4 solo tackles, along with 1.0 sack, 1 TFL at OSU (10/19) ... had 3 tackles (1 solo), one half TFL and 2 QB hurries vs. Texas Tech (10/12) ... at K-State (10/5) collected 5 total tackles, including a career-high 3.5 TFL and a half sack, combined with teammate James Lynch to become the first BU teammates in Big 12 history to record 3.5 TFL or more in a Big 12 game ... against Iowa State (9/28), finished with 3 tackles, including 1.0 TFL and a half sack, was also credited with 1 QB hurry ... at Rice (9/21), collected 5 tackles (4 solo) and forced a fumble, the first of his career that was recovered by the Bears in the victory (9/21) ... vs. UTSA (9/7), finished with 1 tackle and 1 QBH ...started the season opener vs. SFA (8/31) at nose tackle, led the team with 6 total tackles (4 solo), also was credited with 1 QBH.

ROY CAREER STATISTICS

DEFENSIVE

YEAR	G/GS	UT	AT	TT	TFL-YD	QBS-YD	FF/FR	QBH	INT-YD
2016	9/1	5	2	7	0-0	0-0	0/0	1	0-0
2017	12/4	16	15	31	3-0-4	0-5-0	0/0	0	0-0
2018	13/11	15	19	34	3-0-7	1-5-4	0/0	0	0-0
2019	11/10	26	21	47	8-5-32	3-5-23	1/0	7	0-0
CAREER	45/25	62	57	119	14.5-43	5.5-27	1/0	8	0-0

CAREER BESTS

Tackles: 8, 2x, vs. Oklahoma (11/16/19), at Duke (9/16/17)
Solo Tackles: 4, 4x, vs. Oklahoma (11/16/19), at OSU (10/19/19), at K-State (10/5/19), at Texas (10/13/18)
Tackles for loss: 3.5 at K-State (10/5/19)
Sacks: 1.5 vs. OSU (11/3/18)
QB Hurries: 2, at TCU (11/9/19)
Forced Fumbles: 1 at Rice (9/21/19)
Fumbles Recovered: --
Safeties: 1 at TCU (11/24/17)
Blocked Kicks: 1, 2x, last vs. West Virginia (10/31/19)



13

RJ SNEED

WR • 6-1 • 200 • SO. • RS
CYPRESS, TEXAS (CYPRESS RANCH HS)

2019 (Sophomore): Had 2 receptions for 21 yards vs. Texas (11/23) ... in his ninth start of the year, hauled in 3 receptions for 34 yards vs. Oklahoma (11/16) ... started his eighth game of the year at TCU (11/9), making 2 receptions for 15 yards ... in his seventh start of the year vs. WVU (10/31), had 4 receptions for 41 yards with a long of 15 and had 1 rushing attempt and 2 punt returns ... made his sixth start of the year at OSU (10/19), had 2 receptions for 9 yards ... in his fifth start of the year vs. Texas Tech (10/12), had a career-best 6 receptions for 84 yards, also a new career best ... made his fourth start of the season at K-State (10/5), collected a career-long reception for 38 yards, one of 2 on the day as he finished with 52 receiving yards ... hauled in 4 receptions for 30 yards, including a long of 20 yards vs. Iowa State (9/28) ... finished with 3 receptions for 24 yards and a long of 15 yards at Rice (9/21) ... had 3 catches for 40 yards vs. UTSA (9/7) ... had a career performance in the season opener vs. SFA (8/31), averaging scoring a career-high 2 touchdowns on a career-best 5 receptions for 57 yards, including a career-long 21-yard TD reception.

SNEED CAREER STATISTICS

RECEIVING

YEAR	G/GS	REC	YD	AVG	TD	LP/OPPONENT
2017	7/1	5	53	10.6	0	19/vs. West Virginia
2018	3/0	1	4	4.0	0	0/0
2019	11/9	36	407	11.3	2	38/at K-State
CAREER	21/10	42	464	11.0	2	38/at K-State (2019)

PUNT RETURNS

YEAR	G/GS	NO	YD	AVG	TD	LP/OPPONENT
2017	7/1	1	-10	-10.0	0	
2018	3/0	1	-3	-3.0	0	
2019	11/9	3	-15	-5.0	0	vs. SFA (8/31)
CAREER	21/10	5	-28	-5.6	0	1/vs. SFA (2019)

ALL-PURPOSE

YEAR	G/GS	RUSH	RCV	PR	KR	TOTAL	AVG/G
2017	7/1	0	53	-10	0	43	6.1
2018	3/0	0	0	-3	0	-3	-1.5
2019	11/9	-5	386	-15	0	366	36.6
CAREER	21/10	-5	443	-28	0	410	20.5

PLAYER SPOTLIGHTS



13
RALEIGH TEXADA
 CB • 5-10 • 180 • JR. • 1L
 FRISCO, TEXAS (CENTENNIAL HS)

Speedy corner with coverage skills ... 2019 Preseason All-Big 12 (Phil Steele) ... four PBU in 2018 was second on team ... 2018 All-Big 12 honorable mention selection (coaches) ... Competed as a sprinter on the Baylor track and field team in 2018 and 2019

2019 (Junior): Has started all 11 games at corner ... finished with 4 tackles (all solo) and 1.0 TFL, his first of the season, vs. Texas (11/23) ... tallied 3 tackles (all solo) and 1 pass breakup vs. Oklahoma (11/16) ... collected 2 tackles (both solo) at TCU (11/9) ... finished with 2 tackles vs. WVU (10/31) ... had 3 tackles at OSU (10/19) ... finished with a season-high 7 tackles (all solo) vs. Texas Tech (10/12) ... had 6 tackles (5 solo) and was credited with 1 pass breakup at K-State (10/5) ... collected a season-high 5 tackles (4 solo) vs. Iowa State (9/28) ... finished with 4 tackles, along with 2 pass breakups at Rice (9/21) ... helped the defense hold UTSA (9/7) to just 14 points, recorded 1 pass breakup ... started the season opener vs. SFA (8/31) at corner, collected 1 tackle on the day.

TEXADA CAREER STATISTICS

DEFENSIVE									
YEAR	G/GS	UT	AT	TT	TFL-YD	QBS-YD	FF/FR	PD	INT-YD
2016									
				redshirt					
2017	3/0	2	0	2	0-0	0-0	0/0	0	0-0
2018	13/6	23	8	30	1.0-2	0-0	1/0	6	2-0
2019	11/11	34	3	37	1.0-5	0-0	0/0	5	0-0
CAREER	27/17	60	11	71	2.0-7	0-0	1/0	11	2-0

CAREER BESTS

Tackles: 9 vs. OSU (11/3/18)
Solo Tackles: 7 vs. Texas Tech (10/12/19)
Tackles for loss: 1.0, 2x, vs. Texas (11/23/19), at West Virginia (10/25/18)
Interceptions: 1, twice, vs. Texas Tech (11/24/18), at Texas (10/13/18)
Pass Breakups: 2, at Rice (9/21/19)
Sacks: --
Forced Fumbles: 1, at Iowa State (11/10/18)
Fumbles Recovered: --



81
TYQUAN THORNTON
 WR • 6-3 • 176 • SO. • 1L
 MIAMI, FLA. (BOOKER T. WASHINGTON HS)

2019 (Sophomore): Started his ninth game of the season vs. Texas (11/23) but did not record a stat ... made his eighth start of the year vs. Oklahoma (11/16), making 1 reception for 1 yard ... in his seventh start of the year, tallied 3 receptions for 19 yards at TCU (11/9) ... made his sixth start of the year vs. WVU (10/31), hauling in 5 receptions for 86 yards with a long of 43 yards at a key moment in the fourth quarter to extend a drive and solidify the game for the Bears ... in his fifth start of the year at OSU (10/19), had 96 yards on 2 receptions, including a career-long of 78 yards, the third-longest pass play in program history to not result in a touchdown ... made his fourth start of the year vs. Texas Tech (10/12), collecting 4 receptions for 83 yards, including a long of 41 yards ... hauled in his third TD of the season, finishing with 4 receptions for 92 yards at K-State (10/5) ... had a career night vs. Iowa State (9/28), recording his first career 100+ yard passing performance with 141 yards on a career-best 11 receptions, tying for 15th most in Baylor history in a single game, also had 1 TD reception ... hauled in 3 receptions, including a career-long of 44 yards at Rice (9/21) ... caught one pass for 16-yd pass vs. UTSA (9/7) ... caught his first touchdown pass of the year, a 9-yd reception, his only catch of the day vs. SFA (8/31).

THORNTON CAREER STATISTICS

RECEIVING						
YEAR	G/GS	REC	YD	AVG	TD	LP/OPPONENT
2018	13/2	20	354	17.7	3	41/Texas Tech
2019	11/9	35	613	17.5	3	78/at OSU
CAREER	24/11	55	967	17.6	6	787/at OSU (2019)

RUSHING

YEAR	G/GS	ATT	YD	AVG	TD	LP/OPPONENT
2018	13/2	2	2	1.0	0	3/ACU
2019	11/9	0	0	0.0	0	--
CAREER	24/11	2	2	1.0	0	--

KICK RETURNS

YEAR	G/GS	NO	YD	AVG	TD	LP/OPPONENT
2018	13/2	5	83	16.6	0	26/ACU
2019	11/9	0	0	0.0	0	0/0
CAREER	24/11	5	83	16/6	0	26/ACU (2018)

CAREER BESTS

Receptions: 11 vs. Iowa State (9/28/19)
Receiving Yards: 141 vs. Iowa State (9/28/19)
Touchdowns: 1, 6x, last at K-State (10/5/19)
Longest Reception: 78 yards at OSU (10/19/19)
100-Yard Games: 1 vs. Iowa State (9/28/19)
200-Yard Games: --

PLAYER SPOTLIGHTS



38

JORDAN WILLIAMS

LB • 6-0 • 223 • SR. • 3L
PARIS, TEXAS (PARIS HS)

Returning starter at WILL linebacker ... has played in 48 games with 23 starts ... 119 career tackles entering 2019 ... completed undergraduate degree in December 2018 ... Was named a season-long team captain, along with OL Sam Tecklenburg.

2019 (Senior): Appeared in all 11 games so far on the season, starting 8 of them ... tallied 8 tackles (5 solo) with a half TFL, half sack vs. Texas (11/23) ... collected 9 tackles (2 solo) with 1.0 TFL, half a sack and 1 pass breakup vs. Oklahoma (11/16) ... had a season-high 11 tackles with 1.5 TFL at TCU (11/9) ... collected 5 tackles (2 solo) along with 1.5 TFL, 1 QB hurry and 1 pass breakup vs. WVU (10/31) ... tallied 5 tackles (4 solo) at OSU, along with 1 forced fumble and 1 fumble recovery, the first fumble recovery of his career ... had a season-high 9 tackles vs. Texas Tech (10/12), along with 1.5 TFL and his second INT of the season, along with 1 pass breakup ... collected two tackles (both solo) along with 1.0 TFL and forced his first fumble of the season and first since 2017 at K-State (10/5) ... earned his first start of the year vs. Iowa State (9/28), collected his first career interception and a career-high 3 pass breakups, also finished second on the team with 6 total tackles, a half TFL, half sack ... tallied 3 tackles (2 solo) at Rice (9/21) ... finished tied for second on the team with 5 tackles vs. UTSA (9/7), was also credited with 1 pass breakup ... collected 3 solo tackles in the season opener vs. SFA (8/31).

J. WILLIAMS CAREER STATISTICS

DEFENSIVE									
YEAR	G/GS	UT	AT	TT	TFL-YD	QBS-YD	FF/FR	QBH	INT-YD
2015									
				redshirt					
2016	13/1	20	9	29	3.0-9	1.0-3	1/0	0	0-0
2017	12/3	24	14	38	3.0-10	1.0-6	1/0	0	0-0
2018	13/11	28	24	52	4.0-10	0-0	0/0	2	0-0
2019	11/8	32	34	66	7.5-20	1.5-8	2/1	1	2-16
CAREER	49/24	104	81	185	17.5-49	3.5-17	4/1	3	2-16

CAREER BESTS

Tackles: 14 at Oklahoma (11/12/16)
Solo Tackles: 9 at Oklahoma (11/12/16)
Tackles-For-Loss: 2.0 vs. Kansas (10/15/16)
Sacks: 1.0 vs. Kansas (10/15/16); vs. Texas Tech (11/11/17)
Forced Fumbles: 1, 3x, at OSU (10/19/19), at West Virginia (12/3/16); vs. Texas Tech (11/11/17)
Fumbles Recovered: 1 at OSU (10/19/19)
Interceptions: 1, 2x, vs. Texas Tech (10/12/19), vs. Iowa State (9/28/19)
Pass Breakups: 3 vs. Iowa State (9/28/19)
QB Hurry: 1, 3x, last vs. West Virginia (10/31/19)



22

JT WOODS

S • 6-2 • 190 • SO. • 1L
SAN ANTONIO, TEXAS (STEELE HS)

Enrolled January 2018 ... competed in the 110m hurdles on the Baylor track and field team in 2019 ... named to the spring 2018 Big 12 Commissioner's Honor Roll.

2019 (Sophomore): Had 2 tackles (both solo) vs. Texas (11/23) ... made an appearance vs. Oklahoma (11/16) but did not record a stat ... making his fifth-straight start at TCU (11/9), collected 5 tackles ... in his fourth-straight start vs. WVU (10/31), had 2 tackles ... in his third-straight start had a career-high 6 tackles (all solo) at OSU (10/19) ... made his second-straight start vs. Texas Tech (10/12), collecting 4 tackles (3 solo) in the victory ... made his first career start at K-State (10/5), tallied a career-high 5 tackles (4 solo) along with 1.0 TFL and 1 fumble recovery, his second of the year ... finished with 2 tackles vs. Iowa State (9/28) ... had 1 tackle at Rice (9/21) ... recovered a fumble vs. UTSA (9/7), also made 2 tackles ... made 2 tackles (1 solo) and was credited with 1 QB hurry in the season opener vs. SFA (8/31).

WOODS CAREER STATISTICS

DEFENSIVE									
YEAR	G/GS	UT	AT	TT	TFL-YD	QBS-YD	FF/FR	PBU	INT-YD
2018	13/0	13	5	18	1.0-11	1.0-11	0/0	2	0-0
2019	11/5	22	9	31	1-0-1	0-0	0/2	0	0-0
CAREER	24/5	35	14	49	2.0-12	1.0-11	0/2	2	0-0

CAREER BESTS

Tackles: 6 at Oklahoma State (10/19/19)
Solo Tackles: 6 at Oklahoma State (10/19/19)
Tackles-For-Loss: 1.0, 2x, at K-State (10/5/19), vs. Kansas (9/22/18)
Sacks: 1 vs. Kansas (9/22/18)
Pass Breakups: 1, twice, last at Oklahoma (9/29/18)
QB Hurry: 1 vs. SFA (8/31/19)
Recovered Fumbles: 1, 2x, at K-State (10/5/19), vs. UTSA (9/7/19)
Interceptions: --
Forced Fumbles: --

BAYLOR FOOTBALL 2019

OVERALL: 10-1 (HOME 6-1, ROAD 4-0, NEUTRAL 0-0) | BIG 12 CONFERENCE: 7-1 (HOME 4-1, ROAD 3-0, NEUTRAL 0-0)

RESULTS 10-1 (7-1 BIG 12)

DATE	OPPONENT	RESULT	SCORE	ATTEND.	AP RANK	TV
Aug. 31	STEPHEN F. AUSTIN	W	56-17	43,013	—	ESPN+
Sept. 7	UTSA	W	63-14	40,274	—	FSN
Sept. 21	at Rice	W	21-13	20,198	—	CBSSN
Sept. 28	IOWA STATE	W	23-21	42,359	—	ESPN
Oct. 5	at Kansas State	W	31-12	50,448	—	ESPN2
Oct. 12	TEXAS TECH	W (2ot)	33-30	47,264	22	FS1
Oct. 19	at Oklahoma State	W	45-27	55,060	18	FOX
Oct. 31	WEST VIRGINIA	W	17-14	46,379	12	ESPN
Nov. 9	at TCU	W (3ot)	29-23	45,870	11	FS1
Nov. 16	OKLAHOMA	L	31-34	50,223	12	ABC
Nov. 23	TEXAS	W	24-10	49,109	13	FS1
Nov. 30	at Kansas					

TEAM STATISTICS

	BAYLOR	OPPONENTS
SCORING	373	215
Points Per Game	33.9	19.5
Points Off Turnovers	51	12
FIRST DOWNS	250	226
Rushing	101	87
Passing	123	123
Penalty	26	16
RUSHING YARDAGE	1970	1563
Yards gained rushing	2225	1929
Yards lost rushing	255	366
Rushing Attempts	400	422
Average Per Rush	4.9	3.7
Average Per Game	179.1	142.1
TDs Rushing	27	13
PASSING YARDAGE	2864	2390
Comp-Att-Int	222-335-5	239-399-12
Average Per Pass	8.5	6.0
Average Per Catch	12.9	10.0
Average Per Game	260.4	217.3
TDs Passing	20	11
TOTAL OFFENSE	4834	3953
Total Plays	735	821
Average Per Play	6.6	4.8
Average Per Game	439.5	359.4
KICK RETURNS: #-Yards	20-388	28-572
PUNT RETURNS: #-Yards	12-96	5-50
INT RETURNS: #-Yards	12-177	5-35
KICK RETURN AVERAGE	19.4	20.4
PUNT RETURN AVERAGE	8.0	10.0
INT RETURN AVERAGE	14.8	7.0
FUMBLES-LOST	20-10	20-10
PENALTIES-Yards	71-588	73-716
Average Per Game	53.5	65.1
PUNTS-Yards	52-2000	63-2543
Average Per Punt	38.5	40.4
Net punt average	37.5	38.8
KICKOFFS-Yards	65-3968	43-2594
Average Per Kick	61.0	60.3
Net kick average	39.9	39.7
TIME OF POSSESSION/Game	28:21	31:39
3RD-DOWN Conversions	56/133	77/187
3rd-Down Pct	42%	41%
4TH-DOWN Conversions	6/11	12/21
4th-Down Pct	55%	57%
SACKS BY-Yards	38-211	28-163
MISC YARDS	57	0
TOUCHDOWNS SCORED	49	25
FIELD GOALS-ATTEMPTS	11-15	14-19
ON-SIDE KICKS	0-0	0-1
RED-ZONE SCORES	(40-46) 87%	(31-38) 82%
RED-ZONE TOUCHDOWNS	(30-46) 65%	(19-38) 50%
PAT-ATTEMPTS	(46-46) 100%	(23-24) 96%
ATTENDANCE	637242	343152
Games/Avg Per Game	14/45517	8/42894
Neutral Site Games		0/0

SCORE BY QUARTERS	1st	2nd	3rd	4th	OT	Total
Baylor	63	103	100	74	33	373
Opponents	25	29	48	89	24	215

RUSHING

	GP	ATT.	GAIN	LOSS	NET	AVG.	TD	LONG	YPG
Lovett, John	11	95	604	16	588	6.2	5	46	53.5
Hasty, JaMycal	11	84	526	16	510	6.1	4	73	46.4
Brewer, Charlie	11	130	532	181	351	2.7	10	26	31.9
Bohanon, Gerry	7	26	222	7	215	8.3	2	38	30.7
Ebner, Trestan	11	36	185	17	168	4.7	2	55	15.3
Jones, Qualan	2	5	69	1	68	13.6	1	61	34.0
Smith, Abram	11	7	33	4	29	4.1	1	15	2.6
Fleeks, Josh	11	6	22	1	21	3.5	1	8	1.9
Platt, Chris	11	4	22	3	19	4.8	1	15	1.7
Clarke, Jacoby	1	2	7	0	7	3.5	0	4	7.0
White, Jonah	1	1	2	0	2	2.0	0	2	2.0
Bullard, Koby	11	1	1	0	1	1.0	0	1	0.1
Team	2	1	0	2	-2	-2.0	0	0	-1.0
TM	1	1	0	2	-2	-2.0	0	0	-2.0
Sneed, R.J.	11	1	0	5	-5	-5.0	0	0	-0.5
Total.....	0	400	2225	255	1970	4.9	27	73	0.0
Opponents.....	0	422	1929	366	1563	3.7	13	68	0.0

PASSING

	G	EFF	CMP-ATT-I	PCT	YDS	TD	LONG	AVG/G
Brewer, Charlie	11	156.14	211-317-5	66.6	2753	19	78	250.3
Bohanon, Gerry	7	138.96	11-17-0	64.7	111	1	38	15.9
Atkinson, Jared	11	0.00	0-1-0	0.0	0	0	0	0.0
Sneed, R.J.	11	0.00	0-0-0	0.0	0	0	0	0.0
Total.....	0	154.80	222-335-5	66.3	2864	20	78	0.0
Opponents.....	0	113.30	239-399-12	59.9	2390	11	83	0.0

RECEIVING

	G	NO	YDS	AVG	TD	LONG	AVG/G
Mims, Denzel	11	57	892	15.6	11	46	81.1
Sneed, R.J.	11	36	407	11.3	3	38	37.0
Thornton, Tyquan	11	35	613	17.5	3	78	55.7
Platt, Chris	11	23	275	12.0	1	50	25.0
Hasty, JaMycal	11	20	163	8.1	0	63	14.8
Fleeks, Josh	11	19	227	11.9	1	64	20.6
Ebner, Trestan	11	13	128	9.8	1	27	11.6
Lovett, John	11	7	64	9.1	0	24	5.8
Atkinson, Jared	11	6	61	10.2	0	16	5.5
Henle, Christoph	11	2	19	9.5	0	11	1.7
Sims, Ben	8	2	5	2.5	0	5	0.6
Bullard, Koby	11	1	8	8.0	0	8	0.7
Baucum, Davis	2	1	2	2.0	0	2	1.0
Total.....	0	222	2864	12.9	20	78	0.0
Opponents.....	0	239	2390	10.0	11	83	0.0

TOTAL OFFENSE

	G	PLAYS	RUSH	PASS	TOTAL	AVG/G
Brewer, Charlie	11	447	351	2753	3104	282.2
Lovett, John	11	95	588	0	588	53.5
Hasty, JaMycal	11	84	510	0	510	46.4
Bohanon, Gerry	7	43	215	111	326	46.6
Ebner, Trestan	11	36	168	0	168	15.3
Jones, Qualan	2	5	68	0	68	34.0
Smith, Abram	11	7	29	0	29	2.6
Fleeks, Josh	11	6	21	0	21	1.9
Platt, Chris	11	4	19	0	19	1.7
Clarke, Jacoby	1	2	7	0	7	7.0
White, Jonah	1	1	2	0	2	2.0
Bullard, Koby	11	1	1	0	1	0.1
Team	2	1	-2	0	-2	-1.0
TM	1	1	-2	0	-2	-2.0
Sneed, R.J.	11	1	-5	0	-5	-0.5
Total.....	0	735	1970	2864	4834	0.0
Opponents.....	0	821	1563	2390	3953	0.0

BAYLOR FOOTBALL 2019

OVERALL: 10-1 (HOME 6-1, ROAD 4-0, NEUTRAL 0-0) | BIG 12 CONFERENCE: 7-1 (HOME 4-1, ROAD 3-0, NEUTRAL 0-0)

SCORING

	TD	FGS	PATs					SAF	PTS
			KICK	RUSH	RCV	PASS	DXP		
Mayers,John	0	11-14	42-42	0-0	0	0-0	0	0	75
Mims,Denzel	11	0-0	0-0	0-0	0	0-0	0	0	66
Brewer,Charlie	10	0-0	0-0	0-0	0	0-1	0	0	60
Lovett,John	5	0-0	0-0	0-0	0	0-0	0	0	30
Hasty,JaMycal	4	0-0	0-0	0-0	0	0-0	0	0	24
Thornton,Tyquan	3	0-0	0-0	0-0	0	0-0	0	0	18
Sneed,R.J.	3	0-0	0-0	0-0	0	0-0	0	0	18
Ebner,Trestan	3	0-0	0-0	0-0	0	0-0	0	0	18
Bohanon,Gerry	2	0-0	0-0	0-0	0	0-0	0	0	12
Platt,Chris	2	0-0	0-0	0-0	0	0-0	0	0	12
Fleeks,Josh	2	0-0	0-0	0-0	0	0-0	0	0	12
Smith,Abram	1	0-0	0-0	0-0	0	0-0	0	0	6
Jones,Qualan	1	0-0	0-0	0-0	0	0-0	0	0	6
Arnold,Grayland	1	0-0	0-0	0-0	0	0-0	0	0	6
Bernard,Terrel	1	0-0	0-0	0-0	0	0-0	0	0	6
Rauschenberg,Noah	0	0-1	4-4	0-0	0	0-0	0	0	4
Team	0	0-0	0-0	0-1	0	0-0	0	0	0
Total.....	49	11-15	46-46	0-1	0	0-1	0	0	373
Opponents.....	25	14-19	23-24	0-1	0	0-0	0	0	215

PUNT RETURNS

	NO	YDS	AVG	TD	LONG
Arnold,Grayland	9	111	12.3	1	73
Sneed,R.J.	3	-15	-5.0	0	1
Total.....	12	96	8.0	1	73
Opponents.....	5	50	10.0	0	22

KICK RETURNS

	NO	YDS	AVG	TD	LONG
Fleeks,Josh	9	206	22.9	0	60
Lovett,John	5	104	20.8	0	26
Hasty,JaMycal	4	70	17.5	0	21
Slinker,Trystan	1	-4	-4.0	0	0
Ebner,Trestan	1	12	12.0	0	12
Total.....	20	388	19.4	0	60
Opponents.....	28	572	20.4	1	95

INTERCEPTIONS

	NO	YDS	AVG	TD	LONG
Arnold,Grayland	5	114	22.8	0	71
Williams,Jordan	2	16	8.0	0	16
Houston,Jameson	1	0	0.0	0	0
Lynch,Blake	1	1	1.0	0	1
Barnes,Kalon	1	18	18.0	0	18
Johnston,Clay	1	8	8.0	0	8
Bernard,Terrel	1	20	20.0	0	20
Total.....	12	177	14.8	0	71
Opponents.....	5	35	7.0	0	23

FUMBLE RETURNS

	NO	YDS	AVG	TD	LONG
Bernard,Terrel	1	20	20.0	1	20
Total.....	1	20	20.0	1	20
Opponents.....	1	-2	-2.0	0	0

ALL-PURPOSE YARDS

	G	RUSH	REC	PR	KOR	IR	TOT	AVG/G
Mims,Denzel	11	0	892	0	0	0	892	81.1
Lovett,John	11	588	64	0	104	0	756	68.7
Hasty,JaMycal	11	510	163	0	70	0	743	67.5
Thornton,Tyquan	11	0	613	0	0	0	613	55.7
Fleeks,Josh	11	21	227	0	206	0	454	41.3
Sneed,R.J.	11	-5	407	-15	0	0	387	35.2
Brewer,Charlie	11	351	0	0	0	0	351	31.9
Ebner,Trestan	11	168	128	0	12	0	308	28.0
Platt,Chris	11	19	275	0	0	0	294	26.7
Arnold,Grayland	10	0	0	111	0	114	225	22.5
Bohanon,Gerry	7	215	0	0	0	0	215	30.7
Jones,Qualan	2	68	0	0	0	0	68	34.0
Atkinson,Jared	11	0	61	0	0	0	61	5.5
Smith,Abram	11	29	0	0	0	0	29	2.6
Bernard,Terrel	11	0	0	0	0	20	20	1.8
Henle,Christoph	11	0	19	0	0	0	19	1.7
Barnes,Kalon	11	0	0	0	0	18	18	1.6
Williams,Jordan	11	0	0	0	0	16	16	1.5
Bullard,Koby	11	1	8	0	0	0	9	0.8
Johnston,Clay	6	0	0	0	0	8	8	1.3
Clarke,Jacoby	1	7	0	0	0	0	7	7.0
Sims,Ben	8	0	5	0	0	0	5	0.6
Baucum,Davis	2	0	2	0	0	0	2	1.0
White,Jonah	1	2	0	0	0	0	2	2.0
Lynch,Blake	11	0	0	0	0	1	1	0.1
Team	2	-2	0	0	0	0	-2	-1.0
TM	1	-2	0	0	0	0	-2	-2.0
Slinker,Trystan	10	0	0	0	-4	0	-4	-0.4
Total.....	0	1970	2864	96	388	177	5495	0.0
Opponents.....	0	1563	2390	50	572	35	4610	0.0

PUNTING

	NO	YDS	AVG	LONG	TB	FC	I20	50+	BLKD
Power,Issac	50	1923	38.5	59	0	22	16	5	0
Mayers,John	2	77	38.5	54	0	0	0	1	0
Total.....	52	2000	38.5	59	0	22	16	6	0
Opponents.....	63	2543	40.4	60	0	20	25	11	1

FIELD GOALS

	FGM-FGA	PCT	01-19	20-29	30-39	40-49	50-99	LG	BLK
Mayers,John	11-14	78.6	1-1	4-4	5-8	0-0	1-1	51	0
Rauschenberg,Noah	0-1	0.0	0-0	0-0	0-0	0-0	0-1	0	0

KICKOFFS

	NO	YDS	AVG	TB	OB	RETN	NET	YDLN
Rauschenberg,Noah	37	2362	63.8	24	0			
Sedwick,Jay	28	1606	57.4	8	1			
Total.....	65	3968	61.0	32	1	572	39.9	25
Opponents.....	43	2594	60.3	20	0	388	39.7	25

BAYLOR FOOTBALL 2019

OVERALL: 10-1 (HOME 6-1, ROAD 4-0, NEUTRAL 0-0) | BIG 12 CONFERENCE: 7-1 (HOME 4-1, ROAD 3-0, NEUTRAL 0-0)

DEFENSIVE STATISTICS

	GP-GS	SOLO	AST	TOTAL	TFL-YDS	SACKS-YDS	INT-YDS	PBU	QBH	FR-YDS	FF	BLOCK	SAFETY
Bernard, Terrel	11-8	42	49	91	8.0-41	4.5-33	1-20	2	5	2-20	.	.	.
Williams, Jordan	11-8	32	34	66	7.5-20	1.5-8	2-16	7	1	1-0	2	.	.
Johnston, Clay	6-6	35	23	58	8.0-27	2.5-13	1-8	5	1
Lynch, Blake	11-11	36	21	57	9.5-37	4.5-29	1-1	2	3	1-0	1	1	.
Miller, Chris	10-9	41	14	55	1.5-3	.	.	1	.	.	2	.	.
Black, Henry	11-11	35	15	50	1.0-0	.	.	4	.	.	1	.	.
Roy, Bravion	11-11	26	21	47	8.5-32	3.5-23	.	.	7	.	1	1	.
Texada, Raleigh	11-11	34	3	37	1.0-5	.	.	5
Arnold, Grayland	10-8	25	10	35	2.5-5	1.0-3	5-114	2
Houston, Jameson	11-11	25	8	33	.	.	1-0	7	.	1-0	.	.	.
Lynch, James	11-11	16	16	32	14.5-70	10.5-61	.	5	12	2-0	2	2	.
Woods, J.T.	11-5	22	9	31	1.0-1	.	.	.	1	2-0	.	.	.
Lockhart, James	11-11	13	13	26	6.5-29	4.0-18	.	1	6	1-0	1	.	.
McVea, Jairon	11-0	15	6	21	1.5-3
Barnes, Kalon	11-0	11	8	19	0.5-0	.	1-18	5	.	.	1	.	.
Pitre, Jalen	4-0	9	3	12	1.5-5	1.0-5
Zouzoua, Niadre	8-0	5	4	9	2.5-11	1.5-6
Morgan, Christian	9-0	5	3	8
Ogbonnaya, Chidi	11-0	6	1	7	2.0-7	1.0-6	.	1	.	.	1	.	.
Jackson, Bryson	10-0	2	4	6	1
Maticcik, Ross	11-0	4	2	6	1.0-1	1.0-1
Smith, Abram	11-0	3	1	4	1	.	.
Jones, Matt	2-0	1	3	4	0.5-2	0.5-2
Franklin, T.J.	8-0	1	2	3	0.5-1
Slinker, Trystan	10-0	3	.	3
Taylor, Bralen	4-0	1	2	3	0.5-1	0.5-1
Williams, Will	4-0	3	.	3	1
Milton, Mark	11-0	1	2	3	1	.	.
Hall, Gabe	6-0	1	2	3	0.5-1	.	.	.	2	.	.	1	.
Brown, Zeke	11-0	2	.	2
Utley, Brayden	11-0	1	1	2	0.5-2	0.5-2
Logan, Ashton	9-0	1	1	2
Platt, Chris	11-0	2	.	2
Delashaw, Colby	1-0	1	1	2
Hasty, JaMycal	11-0	1	1	2
Mims, Denzel	11-0	2	.	2
Randolph, Garmon	2-0	1	.	1
Jones, Marques	8-0	1	.	1
Atkinson, Jared	11-0	1	.	1
Sneed, R.J.	11-0	1	.	1
Sedwick, Jay	6-0	1	.	1
Maxwell, Cole	2-0	1	.	1
Rogers, Owen	6-0	1	.	1
Hanspard Jr., Byron	4-0	.	1	1
Total.....		470	284	754	81-304	38-211	12-177	47	40	10-20	14	5	.
Opponents.....		426	210	636	69.0-247	28-163	5-35	32	26	10--2	12	.	.

BAYLOR FOOTBALL 2019

OVERALL: 10-1 (HOME 6-1, ROAD 4-0, NEUTRAL 0-0) | BIG 12 CONFERENCE: 7-1 (HOME 4-1, ROAD 3-0, NEUTRAL 0-0)

GAME-BY-GAME TEAM STATS

GAME	FINAL SCORE	QUARTERS				1ST DOWNS R-P-PE TOT	RUSHING NO-YDS-TD	PASSING C-A-I YDS TD	TOT OFF ATT-YDS NO-AVG	PUNTS NO-AVG	PEN F-FL NO-YDS	3RD DNS	4TH DNS	RED ZONE	SACKS NO-YDS	FIELD GOALS	POSSESSION TIME								
		1	2	3	4												OT	1	2	3	4	TOT			
Baylor	56	14	21	14	7	15-13-2	30	37-268-4	26-37-0	250	4	74-518	4-36.5	2-1	5-30	8-13	1-1	6-6	3-15	0-0	5:28	9:39	6:45	8:01	29:53
Stephen F. Austin	17	7	0	0	10	7-6-0	13	32-119-2	16-30-1	158	0	62-277	8-31.0	0-0	4-50	6-16	0-0	3-4	0-0	1-2	9:32	5:21	8:15	6:59	30:07
Baylor	63	14	21	14	14	13-9-3	25	39-368-5	16-23-0	178	3	62-546	3-43.7	1-0	6-50	6-9	0-0	5-5	3-10	0-0	6:30	8:08	6:28	7:23	28:29
UTSA	14	0	0	7	7	6-7-1	14	36-164-2	17-30-0	102	0	66-266	8-43.0	3-1	7-58	7-18	2-3	1-1	1-2	0-0	8:30	6:52	8:32	7:37	31:31
Baylor	21	7	14	0	0	7-13-0	20	35-124-2	20-28-0	303	1	63-427	3-35.7	3-2	6-60	7-12	0-1	1-2	3-16	0-1	9:57	5:13	5:00	7:35	27:45
at Rice	13	0	3	3	7	7-9-1	17	35-64-1	18-31-0	178	0	66-242	4-45.8	2-1	1-5	8-18	1-2	2-3	2-8	2-2	5:03	9:47	10:00	7:25	32:15
Baylor	23	0	7	13	3	8-16-0	24	34-104-0	26-45-0	307	3	79-411	6-43.5	1-0	7-75	6-17	2-3	2-4	3-25	1-2	4:30	7:39	9:06	9:02	30:17
Iowa State	21	0	0	0	21	2-18-3	23	28-63-1	27-45-1	342	2	73-405	5-39.4	1-1	2-25	7-15	0-1	3-3	3-16	0-2	10:30	7:21	5:54	5:58	29:43
Baylor	31	0	10	7	14	6-11-1	18	31-158-3	15-24-0	268	1	55-426	6-32.0	1-0	7-52	2-9	0-0	3-3	6-24	1-1	7:15	5:44	3:56	6:20	23:15
at Kansas State	12	3	0	3	6	5-14-2	21	40-123-0	22-34-1	218	1	74-341	6-40.8	3-1	5-35	6-17	1-2	3-3	1-17	2-2	7:45	9:16	11:04	8:40	36:45
Baylor	33	0	3	14	3	9-15-3	27	38-173-4	24-38-3	352	0	76-525	5-32.8	1-0	10-83	4-11	0-0	6-7	5-26	2-3	4:42	6:39	8:09	9:30	29:00
Texas Tech	30	3	3	7	7	9-15-2	26	43-148-2	31-42-2	362	1	85-510	4-44.5	2-1	8-67	8-18	1-2	5-6	2-10	3-3	10:18	8:21	6:51	5:30	31:00
Baylor	45	7	3	14	21	9-7-2	18	37-224-4	13-17-0	312	1	54-536	4-43.2	2-1	7-66	3-9	0-1	3-3	2-13	1-1	4:58	9:42	6:57	6:35	28:12
at Oklahoma State	27	6	7	7	7	13-11-3	27	50-281-3	22-36-1	188	1	86-469	5-43.4	2-2	8-92	6-17	2-3	3-4	4-18	0-0	10:02	5:18	8:03	8:25	31:48
Baylor	17	7	0	7	3	12-10-4	26	56-176-0	20-26-0	277	2	82-453	7-36.4	4-3	7-60	5-14	0-1	2-3	1-8	1-1	8:57	7:34	8:50	11:05	36:26
West Virginia	14	0	0	14	0	3-8-1	12	26-14-0	20-39-1	205	1	65-219	9-41.8	2-1	11-89	3-17	3-3	0-1	8-5	0-1	6:03	7:26	6:10	3:55	23:34
Baylor	29	0	0	3	6	6-11-5	22	33-99-1	27-41-1	195	2	74-294	5-36.8	2-1	10-67	6-17	2-2	5-6	3-20	3-4	5:17	7:13	9:45	7:21	29:36
at TCU	23	3	6	0	14	9-7-2	18	49-168-1	14-32-3	140	1	81-308	6-41.3	0-0	11-125	10-20	1-2	4-5	3-21	3-3	9:43	7:47	5:15	7:39	30:24
Baylor	31	14	17	0	0	7-9-2	18	23-113-2	18-29-1	194	2	52-307	4-39.8	1-1	1-10	4-9	0-0	4-4	4-31	1-1	7:55	5:14	1:42	3:58	18:49
Oklahoma	34	3	7	7	17	15-18-1	34	52-228-0	30-43-1	297	4	95-525	1-46.0	5-2	7-66	12-18	1-1	6-7	3-14	2-2	7:05	9:46	13:18	11:02	41:11
Baylor	24	0	7	14	3	9-9-4	22	37-163-2	17-27-0	228	1	64-391	5-45.6	2-1	5-35	5-13	1-2	3-3	5-23	1-1	7:16	5:41	8:52	8:19	30:08
Texas	10	0	3	0	7	11-10-0	21	31-191-1	22-37-1	200	0	68-391	7-37.3	0-0	9-104	4-13	0-2	1-1	1-7	1-1	7:44	9:19	6:08	6:41	29:52

Baylor
at Kansas

GAME-BY-GAME OFFENSIVE STARTERS

OPPONENT	WR	LT	LG	C	RG	RT	TE	WR	QB	RB	WR	WR	WR
SFA	Mims	Galvin	Tecklenburg	Fruhormgen	Pines	Bedier	—	M. Jones	C. Brewer	Hasty	Sneed	Platt	—
UTSA	Mims	Galvin	Tecklenburg	Fruhormgen	Pines	Bedier	Henle	M. Jones	C. Brewer	Ebner	Sneed	—	Henle
at Rice	Mims	Galvin	Tecklenburg	Fruhormgen	Pines	Bedier	Henle	Thornton	C. Brewer	Lovett	Platt	—	—
Iowa State	Mims	Galvin	Tecklenburg	Fruhormgen	Pines	Bedier	—	Thornton	C. Brewer	Hasty	Sneed	Platt	—
at Kansas State	Mims	Galvin	Tecklenburg	Fruhormgen	Newman	Phillips	—	Thornton	C. Brewer	Ebner	Sneed	Platt	—
Texas Tech	Mims	Phillips	Tecklenburg	Fruhormgen	Newman	Bedier	—	Thornton	C. Brewer	Lovett	Sneed	Platt	—
at Oklahoma State	Mims	Phillips	Tecklenburg	Fruhormgen	Newman	Bedier	—	Thornton	C. Brewer	Lovett	Sneed	Platt	—
West Virginia	Mims	Phillips	Keith	Fruhormgen	Tecklenburg	Bedier	—	Thornton	C. Brewer	—	Sneed	Platt	Fleeks
at TCU	Mims	Phillips	Tecklenburg	Fruhormgen	Newman	Bedier	—	Thornton	C. Brewer	Hasty	Sneed	Platt	—
Oklahoma	Mims	Phillips	Tecklenburg	Fruhormgen	Newman	Bedier	Sims	Thornton	C. Brewer	Lovett	Sneed	—	—
Texas	Mims	Galvin	Keith	Tecklenburg	Newman	Bedier	Saulin	Thornton	C. Brewer	Lovett	Platt	—	—

at Kansas

GAME-BY-GAME DEFENSIVE STARTERS

OPPONENT	END	NT	END	WLB	MLB	SLB	RLB/S	CB	S	S	CB
SFA	Lockhart	Roy	J. Lynch	Bernard	Johnston	B. Lynch	Black	Houston	Arnold	Miller	Texada
UTSA	Lockhart	Roy	J. Lynch	Bernard	Johnston	B. Lynch	Black	Houston	Arnold	Miller	Texada
at Rice	Lockhart	Roy	J. Lynch	Bernard	Johnston	B. Lynch	Black	Houston	Arnold	Miller	Texada
Iowa State	Lockhart	Roy	J. Lynch	J. Williams	Johnston	B. Lynch	Black	Houston	Arnold	Miller	Texada
at Kansas State	Lockhart	Roy	J. Lynch	J. Williams	Johnston	B. Lynch	Black	Houston	Woods	Miller	Texada
Texas Tech	Lockhart	Roy	J. Lynch	J. Williams	Johnston	B. Lynch	Black	Houston	Arnold	Woods	Texada
at Oklahoma State	Lockhart	Roy	J. Lynch	J. Williams	Bernard	B. Lynch	Black	Houston	Woods	Miller	Texada
West Virginia	Lockhart	Roy	J. Lynch	J. Williams	Bernard	B. Lynch	Black	Houston	Woods	Miller	Texada
at TCU	Lockhart	Ogbonnaya	J. Lynch	J. Williams	Bernard	B. Lynch	Black	Houston	Arnold	Woods	Texada
Oklahoma	Lockhart	Roy	J. Lynch	J. Williams	Bernard	B. Lynch	Black	Houston	Arnold	Miller	Texada
Texas	Lockhart	Roy	J. Lynch	J. Williams	Bernard	B. Lynch	Black	Houston	Arnold	Miller	Texada

at Kansas

BAYLOR FOOTBALL 2019

OVERALL: 10-1 (HOME 6-1, ROAD 4-0, NEUTRAL 0-0) | BIG 12 CONFERENCE: 7-1 (HOME 4-1, ROAD 3-0, NEUTRAL 0-0)

GAME-BY-GAME PASSING

CHARLIE BREWER	CMP	ATT	INT	PCT	YDS	TD	LONG	SACKS	EFF.	GERRY BOHANON	CMP	ATT	INT	PCT	YDS	TD	LONG	SACKS	EFF.
Stephen F. Austin	21	31	0	67.7	199	3	23	0	153.60	Stephen F. Austin	5	6	0	83.3	51	1	16	0	209.73
UTSA	12	16	0	75.0	163	3	30	0	222.45	UTSA	4	7	0	57.1	15	0	13	1	75.14
at Rice	20	27	0	74.1	303	1	50	2	180.56	at Rice	DNP								
Iowa State	26	45	0	57.8	307	3	46	3	137.08	Iowa State	0	0	0	—	0	0	0	0	—
at Kansas State	14	23	0	60.9	230	1	29	1	159.22	at Kansas State	1	1	0	100.0	38	0	38	0	419.20
Texas Tech	24	37	3	64.9	352	0	41	2	128.56	Texas Tech	0	1	0	0.0	0	0	0	0	0.0
at Oklahoma State	13	17	0	76.5	312	1	78	4	250.05	at Oklahoma State	0	0	0	—	0	0	0	0	—
West Virginia	20	26	0	76.9	277	2	43	7	191.80	West Virginia	0	0	0	—	0	0	0	0	—
at TCU	27	41	1	65.9	195	2	21	3	117.02	at TCU	DNP								
Oklahoma	18	29	1	62.1	194	2	30	3	134.12	Oklahoma	DNP								
Texas	16	25	0	64.0	221	1	44	1	151.46	Texas	1	2	0	50.0	7	0	7	0	79.40
at Kansas										at Kansas									

GAME-BY-GAME RUSHING (No.-Yards-TDs)

PLAYER	NO-YDS-TD	SFA	UTSA	at Rice	ISU	at KSU	TTU	at OSU	WVU	at TCU	OU	UT	at KU
Lovett, John	95-588-5	8-108-1	9-69-0	5-9-0	12-52-0	7-74-2	17-77-0	7-57-1	12-49-0	8-37-0	1-5-0	9-51-1	
Hasty, JaMycal	82-503-4	10-25-0	7-18-1	7-39-0	3-10-0	8-87-0	5-37-1	16-146-2	14-77-0	9-22-0	3-42-0	2-7-0	
Brewer, Charlie	120-351-10	2-(-1)-0	4-10-1	12-58-1	13-29-0	3-(-22)-0	15-55-3	12-16-1	19-25-0	15-41-1	17-65-2	18-75-1	
Bohanon, Gerry	26-215-2	6-84-0	7-93-1	DNP	1-(-1)-0	3-1-1	1-4-0	0-0-0	2-13-0	DNP	DNP	6-21-0	
Ebner, Trestan	36-168-2	2-32-2	4-76-0	7-10-0	4-16-0	9-16-0	0-0-0	DNP	7-14-0	1-(-1)-0	1-(-1)-0	1-6-0	
Jones, Qualan	5-68-1	3-5-0	2-63-1	DNP	DNP	DNP	DNP	DNP	DNP	DNP	DNP	DNP	
Smith, Abram	7-29-1	4-8-1	3-21-0	0-0-0	0-0-0	0-0-0	0-0-0	0-0-0	0-0-0	0-0-0	0-0-0	0-0-0	
Fleeks, Josh	6-21-1	0-0-0	0-0-0	2-5-1	0-0-0	0-0-0	0-0-0	1-8-0	1-3-0	0-0-0	1-2-0	1-3-0	
Platt, Chris	4-19-1	0-0-0	1-15-1	1-5-0	0-0-0	1-2-0	0-0-0	1-(-3)-0	0-0-0	0-0-0	0-0-0	0-0-0	
Clarke, Jacoby	2-7-0	2-7-0	DNP	DNP	DNP	DNP	DNP	DNP	DNP	DNP	DNP	DNP	
White, Jonah	1-2-0	DNP	1-2-0	DNP	DNP	DNP	DNP	DNP	DNP	DNP	DNP	DNP	
Bullard, Koby	1-1-0	0-0-0	1-1-0	0-0-0	0-0-0	0-0-0	0-0-0	0-0-0	0-0-0	0-0-0	0-0-0	0-0-0	
Sneed, R.J.	1-(-5)-0	0-0-0	0-0-0	0-0-0	0-0-0	0-0-0	0-0-0	0-0-0	1-(-5)-0	0-0-0	0-0-0	0-0-0	

GAME-BY-GAME RECEIVING (No.-Yards-TDs)

PLAYER	NO-YDS-TD	SFA	UTSA	at Rice	ISU	at KSU	TTU	at OSU	WVU	at TCU	OU	UT	at KU
Mims, Denzel	57-892-11	5-46-0	7-101-3	6-102-0	6-106-2	5-83-0	3-65-0	1-16-0	5-99-1	6-57-2	6-92-2	7-125-1	
Thornton, Tyquan	35-613-3	1-9-1	1-16-0	3-70-0	11-141-1	4-92-1	4-83-0	2-96-0	5-86-0	3-19-0	1-1-0	0-0-0	
Sneed, R.J.	36-407-3	5-57-2	3-40-0	3-24-0	4-30-0	2-52-0	6-84-0	2-9-0	4-41-1	2-15-0	3-34-0	2-21-0	
Platt, Chris	23-275-1	1-23-0	1-(-2)-0	5-85-1	1-7-0	1-12-0	4-29-0	1-(-4)-0	0-0-0	2-32-0	3-27-0	4-66-0	
Fleeks, Josh	19-227-1	4-37-0	0-0-0	0-0-0	0-0-0	0-0-0	1-6-0	3-126-1	2-10-0	6-42-0	3-6-0	0-0-0	
Hasty, JaMycal	20-163-0	2-6-0	2-8-0	1-6-0	3-14-0	1-5-0	4-38-0	3-66-0	0-0-0	2-13-0	0-0-0	2-7-0	
Ebner, Trestan	13-128-1	5-40-1	0-0-0	1-5-0	0-0-0	2-24-0	2-47-0	DNP	1-12-0	2-0-0	0-0-0	0-0-0	
Lovett, John	7-64-0	0-0-0	1-13-0	0-0-0	0-0-0	0-0-0	0-0-0	1-3-0	1-8-0	1-3-0	2-34-0	1-3-0	
Atkinson, Jared	6-61-0	1-16-0	0-0-0	0-0-0	1-9-0	0-0-0	0-0-0	0-0-0	2-21-0	1-9-0	0-0-0	1-6-0	
Henle, Christoph	2-19-0	1-8-0	0-0-0	1-11-0	0-0-0	0-0-0	0-0-0	0-0-0	0-0-0	0-0-0	0-0-0	0-0-0	
Bullard, Koby	1-8-0	1-8-0	0-0-0	0-0-0	0-0-0	0-0-0	0-0-0	0-0-0	0-0-0	0-0-0	0-0-0	0-0-0	
Baucum, Davis	1-2-0	0-0-0	1-2-0	DNP	DNP	DNP	DNP	DNP	DNP	DNP	DNP	DNP	
Sims, Ben	2-5-0	DNP	0-0-0	0-0-0	0-0-0	0-0-0	0-0-0	DNP	DNP	2-5-0	0-0-0	0-0-0	

GAME-BY-GAME KICKING

JOHN MAYERS	PAT	ATT	PCT	FG	ATT	PCT	LONG	PTS
Stephen F. Austin	6	6	100.0	—	—	—	—	6
UTSA	7	7	100.0	—	—	—	—	7
at Rice	3	3	100.0	0	1	0.0	—	3
Iowa State	2	2	100.0	1	2	50.0	38	5
at Kansas State	4	4	100.0	1	1	100.0	36	7
Texas Tech	3	3	100.0	2	2	100.0	37	9
at Oklahoma State	6	6	100.0	1	1	100.0	28	9
West Virginia	2	2	100.0	1	1	100.0	36	5
at TCU	2	2	100.0	3	4	75.0	51	11
Oklahoma	4	4	100.0	1	1	100.0	28	7
Texas	3	3	100.0	1	1	100.0	24	6
at Kansas								

GAME-BY-GAME PUNTING

ISAAC POWER	NO	YDS	AVG	LONG	I20	TB	50+	60+
Stephen F. Austin	4	146	36.5	50	0	0	1	0
UTSA	3	131	43.7	51	1	0	1	0
at Rice	3	107	35.7	43	0	0	0	0
Iowa State	6	261	43.5	50	3	0	1	0
at Kansas State	6	192	32.0	46	1	0	0	0
Texas Tech	5	164	32.8	46	2	0	0	0
at Oklahoma State	4	173	43.2	59	1	0	1	0
West Virginia	7	255	36.4	48	3	0	0	0
at TCU	4	161	40.3	43	1	0	0	0
Oklahoma	3	105	35.0	49	1	0	0	0
Texas	5	228	45.6	52	3	0	1	0
at Kansas								

NOAH RAUSCHENBURG PAT ATT PCT FG ATT PCT LONG PTS

Stephen F. Austin	2	2	100.0	—	—	—	—	2
UTSA	2	2	100.0	—	—	—	—	2
at Rice	DNP							
Iowa State	DNP							
at Kansas State	DNP							
Texas Tech	0	0	—	0	1	0.0	—	0
at Oklahoma State	DNP							
West Virginia	DNP							
at TCU	0	0	—	—	—	—	—	—
Oklahoma	0	0	—	—	—	—	—	—
Texas	0	0	—	—	—	—	—	—
at Kansas								

BAYLOR FOOTBALL 2019

OVERALL: 10-1 (HOME 6-1, ROAD 4-0, NEUTRAL 0-0) | BIG 12 CONFERENCE: 7-1 (HOME 4-1, ROAD 3-0, NEUTRAL 0-0)

GAME-BY-GAME TACKLES (UT-AT-TOT)

PLAYER	UT-AT-TOTAL	SFA	UTSA	at Rice	ISU	at KSU	TTU	at OSU	WVU	at TCU	OU	UT	at KU
Bernard, Terrel	42-49-91	2-2-4	1-3-4	3-2-5	2-4-6	2-3-5	4-2-6	5-4-9	4-6-10	6-13-19	8-7-15	5-3-8	
Williams, Jordan	32-34-66	3-0-3	3-2-5	2-1-3	2-4-6	2-0-2	5-4-9	4-1-5	2-3-5	2-9-11	2-7-9	5-3-8	
Johnston, Clay	35-23-58	3-2-5	2-4-6	7-6-13	7-6-13	8-3-11	8-2-10	DNP	DNP	DNP	DNP	DNP	
Lynch, Blake	36-21-57	1-1-2	1-1-2	2-2-4	2-1-3	5-2-7	4-3-7	2-2-4	3-2-5	8-3-11	4-3-7	4-1-5	
Miller, Chris	41-14-55	4-1-5	2-3-5	3-2-5	5-0-5	3-0-3	1-3-4	4-0-4	4-2-6	DNP	11-2-13	4-1-5	
Black, Henry	35-15-50	1-0-1	2-3-5	0-2-2	3-0-3	1-0-1	5-1-6	5-1-6	5-0-5	2-2-4	8-4-12	3-2-5	
Roy, Bravvion	26-21-47	4-2-6	1-0-1	4-1-5	1-2-3	4-1-5	1-2-3	4-3-7	2-0-2	1-4-5	4-4-8	0-2-2	
Texada, Raleigh	34-3-37	0-1-1	0-0-0	4-0-4	4-1-5	5-1-6	7-0-7	3-0-3	2-0-2	2-0-2	3-0-3	4-0-4	
Arnold, Grayland	25-10-35	2-2-4	3-0-3	2-2-4	2-1-3	1-0-1	1-1-2	DNP	1-1-2	1-1-2	6-2-8	6-0-6	
Houston, Jameson	25-8-33	0-0-0	1-1-2	2-2-4	1-1-2	1-0-1	3-4-7	5-0-5	1-0-1	5-0-5	5-0-5	1-0-1	
Lynch, James	16-16-32	1-1-2	1-1-2	2-0-2	2-0-2	3-2-5	2-2-4	1-1-2	0-2-2	1-5-6	1-2-3	2-0-2	
Woods, J.T.	22-9-31	1-1-2	1-1-2	0-1-1	2-0-2	4-1-5	3-1-4	6-0-6	2-0-2	1-4-5	0-0-0	2-0-2	
Lockhart, James	13-13-26	1-0-1	1-2-3	3-1-4	2-0-2	0-1-1	2-0-2	2-0-2	0-1-1	1-4-5	1-2-3	0-2-2	
McVea, Jairon	15-6-21	2-0-2	2-2-4	1-1-2	0-0-0	2-2-4	2-0-2	2-0-2	2-0-2	0-0-0	2-1-3	0-0-0	
Barnes, Kalon	11-8-19	0-1-1	2-2-4	1-0-1	0-1-1	1-0-1	2-0-2	1-0-1	1-1-2	1-1-2	0-1-1	2-1-3	
Pitre, Jalen	9-3-12	DNP	DNP	DNP	1-1-2	4-1-5	2-1-3	2-0-2	DNP	DNP	DNP	DNP	
Zouzoua, Niadre	5-4-9	2-0-2	1-1-2	0-0-0	0-0-0	1-0-1	0-1-1	0-1-1	DNP	1-1-2	DNP	DNP	
Morgan, Christian	5-3-8	0-0-0	0-0-0	1-2-3	0-0-0	DNP	0-0-0	2-0-2	0-1-1	0-0-0	2-0-2	DNP	
Ogbonnaya, Chidi	6-1-7	0-0-0	1-0-1	1-0-1	0-0-0	0-0-0	0-0-0	2-0-2	1-0-1	1-0-1	0-0-0	0-1-1	
Maticcik, Ross	4-2-6	0-0-0	0-0-0	0-0-0	0-1-1	0-0-0	0-0-0	0-1-1	0-0-0	1-0-1	1-0-1	2-0-2	
Jackson, Bryson	2-4-6	0-3-3	0-1-1	0-0-0	0-0-0	DNP	0-0-0	0-0-0	1-0-1	0-0-0	1-0-1	0-0-0	
Smith, Abram	3-1-4	1-0-1	0-0-0	0-1-1	0-0-0	1-0-1	1-0-1	0-0-0	0-0-0	0-0-0	0-0-0	0-0-0	
Jones, Matt	1-3-4	1-2-3	0-1-1	DNP	0-0-0	DNP	DNP	DNP	DNP	DNP	DNP	DNP	
Williams, Will	3-0-3	2-0-2	1-0-1	0-0-0	0-0-0	DNP	DNP	DNP	DNP	DNP	DNP	DNP	
Slinker, Trystan	3-0-3	0-0-0	0-0-0	0-0-0	0-0-0	0-0-0	1-0-1	2-0-2	0-0-0	0-0-0	0-0-0	0-0-0	
Taylor, Bralen	1-2-3	1-0-1	0-2-2	0-0-0	0-0-0	DNP	DNP	DNP	DNP	DNP	DNP	DNP	
Hall, Gabe	1-2-3	0-0-0	0-0-0	0-0-0	0-0-0	1-1-2	0-1-1	DNP	DNP	DNP	DNP	DNP	
Franklin, TJ	1-2-3	0-0-0	DNP	DNP	DNP	0-0-0	0-0-0	0-0-0	1-0-1	0-1-1	0-1-1	0-0-0	
Milton, Mark	1-2-3	0-0-0	0-1-1	0-0-0	0-1-1	0-0-0	0-0-0	0-0-0	0-0-0	0-0-0	1-0-1	0-0-0	
Brown, Zeke	2-0-2	0-0-0	1-0-1	0-0-0	0-0-0	0-0-0	0-0-0	1-0-1	0-0-0	0-0-0	0-0-0	0-0-0	
Delashaw, Colby	1-1-2	1-1-2	DNP	DNP	DNP	DNP	DNP	DNP	DNP	DNP	DNP	DNP	
Utley, Brayden	1-1-2	1-1-2	0-0-0	0-0-0	0-0-0	0-0-0	0-0-0	0-0-0	0-0-0	0-0-0	0-0-0	0-0-0	
Logan, Ashton	1-1-2	0-0-0	1-1-2	0-0-0	0-0-0	DNP	DNP	0-0-0	0-0-0	0-0-0	0-0-0	0-0-0	

GAME-BY-GAME TACKLES FOR LOSS (TFL-YARDS)

PLAYER	TFL-YDS	SFA	UTSA	at Rice	ISU	at KSU	TTU	at OSU	WVU	at TCU	OU	UT	at KU
Lynch, James	14.5-78	1.5-8	0.0-0	2.0-15	1.0-10	4.0-13	3.0-19	0.0-0	0.0-0	1.0-1	0.0-0	2.0-12	
Lynch, Blake	10.5-39	0.5-2	1.0-1	0.0-0	1.0-2	1.5-2	1.5-3	0.5-0	1.0-2	1.5-8	2.0-19	0.0-0	
Roy, Bravvion	8.5-32	0.0-0	0.0-0	0.0-0	1.0-5	3.5-8	0.5-2	1.0-7	1.0-2	0.5-4	1.0-4	0.0-0	
Bernard, Terrell	8.0-41	0.0-0	0.0-0	0.0-0	0.0-0	0.0-0	0.5-3	0.5-1	1.5-10	3.0-12	1.5-7	1.0-8	
Johnston, Clay	8.0-27	0.5-3	1.5-8	2.0-5	1.5-6	1.0-3	1.5-2	DNP	DNP	DNP	DNP	DNP	
Williams, Jordan	7.5-20	0.0-0	0.0-0	0.0-0	0.5-5	1.0-3	1.5-3	0.0-0	1.5-3	1.5-3	1.0-2	0.5-1	
Lockhart, James	5.5-19	1.0-6	0.0-0	2.0-5	0.0-0	0.5-2	1.0-4	0.0-0	0.0-0	0.5-1	0.0-0	0.5-1	
Zouzoua, Niadre	2.5-11	1.0-5	1.0-5	0.0-0	0.0-0	0.0-0	0.5-1	0.0-0	DNP	0.0-0	DNP	DNP	
Arnold, Grayland	2.5-5	0.5-1	0.0-0	1.0-1	0.0-0	1.0-3	0.0-0	DNP	0.0-0	0.0-0	0.0-0	0.0-0	
Ogbonnaya, Chidi	2.0-7	0.0-0	1.0-1	0.0-0	0.0-0	0.0-0	0.0-0	1.0-6	0.0-0	0.0-0	0.0-0	0.0-0	
Pitre, Jalen	1.5-5	DNP	DNP	DNP	0.0-0	1.0-5	0.5-0	0.0-0	DNP	DNP	DNP	DNP	
Miller, Chris	1.5-3	0.5-1	0.0-0	1.0-2	0.0-0	0.0-0	0.0-0	0.0-0	0.0-0	DNP	0.0-0	0.0-0	
McVea, Jairon	1.5-3	1.0-3	0.0-0	0.0-0	0.0-0	0.5-0	0.0-0	0.0-0	0.0-0	0.0-0	0.0-0	0.0-0	
Texada, Raleigh	1.0-5	0.0-0	0.0-0	0.0-0	0.0-0	0.0-0	0.0-0	0.0-0	0.0-0	0.0-0	0.0-0	1.0-5	
Maticcik, Ross	1.0-1	0.0-0	0.0-0	0.0-0	0.0-0	0.0-0	0.0-0	0.0-0	0.0-0	0.0-0	0.0-0	1.0-1	
Woods, J.T.	1.0-1	0.0-0	0.0-0	0.0-0	0.0-0	1.0-1	0.0-0	0.0-0	0.0-0	0.0-0	0.0-0	0.0-0	
Black, Henry	1.0-0	0.0-0	0.0-0	0.0-0	0.0-0	0.0-0	0.0-0	0.0-0	0.0-0	1.0-0	0.0-0	0.0-0	
Jones, Matt	0.5-2	0.5-2	0.0-0	DNP	0.0-0	DNP	DNP	DNP	DNP	DNP	DNP	DNP	
Utley, Brayden	0.5-2	0.5-2	0.0-0	0.0-0	0.0-0	0.0-0	0.0-0	0.0-0	0.0-0	0.0-0	0.0-0	0.0-0	
Taylor, Bralen	0.5-1	0.0-0	0.5-1	0.0-0	0.0-0	DNP	DNP	DNP	DNP	DNP	DNP	DNP	
Hall, Gabe	0.5-1	0.0-0	0.0-0	0.0-0	0.0-0	0.0-0	0.5-1	DNP	DNP	DNP	DNP	0.0-0	
Franklin, TJ	0.5-1	0.0-0	DNP	DNP	DNP	0.0-0	0.0-0	0.0-0	0.0-0	0.0-0	0.5-1	0.0-0	
Barnes, Kalon	0.5-0	0.5-0	0.0-0	0.0-0	0.0-0	0.0-0	0.0-0	0.0-0	0.0-0	0.0-0	0.0-0	0.0-0	

GAME-BY-GAME SACKS (SACKS-YARDS)

PLAYER	SACKS-YDS	SFA	UTSA	at Rice	ISU	at KSU	TTU	at OSU	WVU	at TCU	OU	UT	at KU
Lynch, James	10.5-61	1.0-6	0.0-0	2.0-15	0.0-0	3.0-11	2.5-17	0.0-0	0.0-0	0.0-0	0.0-0	2.0-12	
Bernard, Terrell	4.5-33	0.0-0	0.0-0	0.0-0	0.0-0	0.0-0	0.5-3	0.0-0	1.0-8	1.0-8	1.0-6	1.0-8	
Lynch, Blake	4.5-29	0.0-0	1.0-1	0.0-0	0.0-0	0.0-0	0.5-1	0.0-0	0.0-0	1.5-8	1.5-19	0.0-0	
Lockhart, James	4.0-18	0.0-0	0.0-0	1.0-1	1.0-10	0.5-2	1.0-4	0.0-0	0.0-0	0.0-0	0.0-0	0.5-1	
Roy, Bravvion	3.5-23	0.0-0	0.0-0	0.0-0	0.5-5	0.5-3	0.0-0	1.0-7	0.0-0	0.5-4	1.0-4	0.0-0	
Johnston, Clay	2.5-13	0.0-0	1.5-8	0.0-0	1.0-5	0.0-0	0.0-0	DNP	DNP	DNP	DNP	DNP	
Williams, Jordan	1.5-8	0.0-0	0.0-0	0.0-0	0.5-5	0.0-0	0.0-0	0.0-0	0.0-0	0.0-0	0.5-2	0.5-1	
Zouzoua, Niadre	1.5-6	1.0-5	0.0-0	0.0-0	0.0-0	0.0-0	0.5-1	0.0-0	DNP	DNP	DNP	DNP	
Ogbonnaya, Chidi	1.0-6	0.0-0	0.0-0	0.0-0	0.0-0	0.0-0	0.0-0	1.0-6	0.0-0	0.0-0	0.0-0	0.0-0	
Pitre, Jalen	1.0-5	DNP	DNP	DNP	0.0-0	1.0-5	0.0-0	0.0-0	DNP	DNP	DNP	DNP	
Arnold, Grayland	1.0-3	0.0-0	0.0-0	0.0-0	0.0-0	1.0-3	0.0-0	DNP	0.0-0	0.0-0	0.0-0	0.0-0	
Maticcik, Ross	1.0-1	0.0-0	0.0-0	0.0-0	0.0-0	0.0-0	0.0-0	0.0-0	0.0-0	0.0-0	0.0-0	1.0-1	
Jones, Matt	0.5-2	0.5-2	0.0-0	DNP	0.0-0	0.0-0	DNP	DNP	DNP	DNP	DNP	DNP	
Utley, Brayden	0.5-2	0.5-2	0.0-0	0.0-0	0.0-0	0.0-0	0.0-0	0.0-0	0.0-0	0.0-0	0.0-0	0.0-0	
Taylor, Bralen	0.5-1	0.0-0	0.5-1	0.0-0	0.0-0	DNP	DNP	DNP	DNP	DNP	DNP	DNP	

BAYLOR FOOTBALL 2019

OVERALL: 10-1 (HOME 6-1, ROAD 4-0, NEUTRAL 0-0) | BIG 12 CONFERENCE: 7-1 (HOME 4-1, ROAD 3-0, NEUTRAL 0-0)

SCORING DRIVES

OPPONENT	PLAYS	YDS	DRIVE TIME	QTR/ CLOCK	DRIVE START	DRIVE PLAY
Stephen F. Austin	6	45	1:34	1st/11:48	SFA45	Ebner 16 pass from Brewer
Stephen F. Austin	5	46	1:51	1st/8:13	SFA46	Sneed 11 pass from Brewer
Stephen F. Austin	6	34	2:20	2nd/10:53	SFA34	Ebner 21 rush
Stephen F. Austin	7	81	2:34	2nd/6:48	BU19	Ebner 11 rush
Stephen F. Austin	8	45	3:11	2nd/2:20	SFA45	Lovett 19 rush
Stephen F. Austin	4	75	1:20	3rd/13:40	BU25	Sneed 21 pass from Brewer
Stephen F. Austin	6	63	2:39	3rd/10:07	BU37	Thornton 9 pass from Bohanon
Stephen F. Austin	11	80	6:50	4th/4:26	BU20	A. Smith 9 rush
UTSA	4	70	1:23	1st/8:22	BU30	Mims 9 pass from Brewer
UTSA	9	79	3:50	1st/0:43	BU21	Brewer 5 rush
UTSA	8	72	4:02	2nd/9:27	BU28	Mims 30 pass from Brewer
*UTSA	—	—	—	2nd/7:09	—	Arnold 73 punt return
UTSA	9	75	4:06	2nd/1:30	BU25	Mims 25 pass from Brewer
UTSA	8	70	3:35	3rd/11:25	BU30	Bohanon 3 rush
UTSA	6	82	2:50	3rd/6:11	BU18	Hasty 1 rush
UTSA	2	16	0:43	4th/8:30	UTSA16	Platt 15 rush
UTSA	3	65	1:37	4th/5:33	BU35	Q. Jones 61 rush
at Rice	9	86	4:01	1st/3:12	BU14	Fleeks 6 rush
at Rice	7	84	3:07	2nd/5:02	BU16	Platt 50 pass from Brewer
at Rice	5	74	0:29	2nd/0:15	BU26	Brewer 25 rush
Iowa State	12	68	5:03	2nd/0:58	BU32	Mims 9 pass from Brewer
Iowa State	12	75	5:00	3rd/10:00	BU25	Mims 24 pass from Brewer
Iowa State	7	90	3:11	3rd/1:26	BU10	Thornton 35 pass from Brewer
Iowa State	14	54	3:24	4th/0:21	BU25	Mayers 38 FG
at Kansas State	8	57	2:44	2nd/14:27	BU25	Mayers 35 FG
at Kansas State	6	98	2:28	2nd/6:38	BU2	Thornton 29 pass from Brewer
at Kansas State	6	91	2:09	3rd/11:27	BU9	Lovett 13 rush
at Kansas State	6	63	2:02	4th/10:34	BU37	Bohanon 4 rush
at Kansas State	2	43	0:46	4th/5:37	KS43	Lovett 46 rush
Texas Tech	6	21	1:44	2nd/10:08	TT41	Mayers 37 FG
Texas Tech	5	36	1:57	3rd/13:03	TT36	Brewer 4 rush
Texas Tech	7	74	3:00	3rd/8:05	BU26	Brewer 1 rush
Texas Tech	11	89	1:37	4th/0:00	BU9	Mayers 19 FG
*Texas Tech	3	25	—	OT1	TT25	Brewer 1 rush
*Texas Tech	3	25	—	OT2	TT25	Hasty 5 rush
at Oklahoma State	3	62	1:18	1st/12:06	BU38	Lovett 25 rush
at Oklahoma State	7	64	2:43	2nd/1:32	BU25	Mayers 28 FG
at Oklahoma State	2	83	0:53	3rd/8:42	BU17	Hasty 5 rush
at Oklahoma State	6	93	2:55	3rd/2:36	BU7	Fleeks 64 pass from Brewer
at Oklahoma State	7	75	3:51	4th/9:04	BU25	Brewer 2 rush
*at Oklahoma State	—	—	—	4th/8:00	—	Bernard 20 fumble return
at Oklahoma State	1	73	0:12	4th/5:13	BU27	Hasty 73 rush
West Virginia	8	86	4:13	1st/0:06	BU14	Sneed 13 pass from Brewer
West Virginia	7	75	2:08	3rd/4:34	BU25	Mims 21 pass from Brewer
West Virginia	13	62	6:06	4th/10:19	BU19	Mayers 36 FG
at TCU	10	56	5:02	3rd/9:58	BU25	Mayers 36 FG
at TCU	4	1	0:51	4th/14:34	TCU8	Mayers 24 FG
at TCU	10	54	2:47	4th/0:36	BU12	Mayers 51 FG
*at TCU	8	25	—	OT1	TCU25	Brewer 3 rush
*at TCU	4	25	—	OT2	TCU25	Mims 20 pass from Brewer
*at TCU	2	25	—	OT3	TCU25	Mims 4 pass from Brewer
Oklahoma	10	78	3:59	5:26/1st	BU22	Brewer 2 rush
Oklahoma	5	54	1:43	1:51/1st	BU46	Mims 30 pass from Brewer
Oklahoma	2	27	0:05	2nd/14:56	OU27	Brewer 4 rush
Oklahoma	1	9	0:07	2nd/11:02	OU9	Mims 9 pass from Brewer
Oklahoma	14	61	5:03	2nd/0:03	BU28	Mayers 28 FG

SCORING DRIVES (CON'T.)

OPPONENT	PLAYS	YDS	DRIVE TIME	QTR/ CLOCK	DRIVE START	DRIVE PLAY
Texas	7	50	2:51	2nd/14:51	50	Lovett 28 rush
Texas	9	87	4:33	3rd/7:36	BU13	Brewer 1 rush
Texas	9	61	4:19	3rd/1:20	BU39	Mims 12 pass from Brewer
Texas	8	59	3:43	4th/10:57	BU35	Mayers 24 FG
AVERAGE DRIVE	6.9	63.6	2:47			

* - not counted toward average drive length

DRIVES SUPERLATIVES

MOST PLAYS:	14, twice	FEWEST PLAYS:	1, twice
MOST YARDS:	98 at Kansas State (TD)	FEWEST YARDS:	1 at TCU (FG)
LONGEST TIME:	6:50 vs. SFA (TD)	SHORTEST TIME:	0:05 vs. OU (TD)

LONG PLAYS FROM SCRIMMAGE (25-Plus Yards)

YDS	PLAY	OPPONENT (QTR)
78	Thornton pass from Brewer	at Oklahoma State (3rd)
73	Hasty rush [TD]	at Oklahoma State (4th)
71	Arnold interception return	Oklahoma (2nd)
64	Fleeks pass from Brewer [TD]	at Oklahoma State (3rd)
63	Hasty pass from Brewer	at Oklahoma State (2nd)
61	Q. Jones rush [TD]	UTSA (4th)
55	Ebner rush	UTSA (1st)
50	Platt pass from Brewer [TD]	at Rice (2nd)
46	Mims pass from Brewer	Iowa State (1st)
46	Lovett rush [TD]	at Kansas State (4th)
44	Thornton pass from Brewer	at Rice (3rd)
44	Fleeks pass from Brewer	at Oklahoma State (4th)
44	Platt pass from Brewer	Texas (1st)
43	Thornton pass from Brewer	West Virginia (4th)
41	Thornton pass from Brewer	Texas Tech (3rd)
38	Lovett rush	Stephen F. Austin (3rd)
38	Bohanon rush	UTSA (3rd)
38	Sneed pass from Bohanon	at Kansas State (4th)
35	Mims pass from Brewer	at Rice (1st)
35	Thornton pass from Brewer	Iowa State (3rd)
34	Bohanon rush	Stephen F. Austin (4th)
34	Bohanon rush	UTSA (3rd)
33	Hasty rush	at Kansas State (2nd)
32	Sneed pass from Brewer	Texas Tech (3rd)
32	Mims pass from Brewer	Texas Tech (OT)
31	Hasty rush	at Kansas State (4th)
30	Mims pass from Brewer [TD]	UTSA (2nd)
30	Mims pass from Brewer	West Virginia (3rd)
30	Mims pass from Brewer [TD]	Oklahoma (1st)
29	Thornton pass from Brewer [TD]	at Kansas State (2nd)
28	Lovett rush [TD]	Texas (2nd)
27	Mims pass from Brewer	at Kansas State (1st)
27	Thornton pass from Brewer	at Kansas State (2nd)
27	Ebner pass from Brewer	Texas Tech (4th)
26	Mims pass from Brewer [TD]	UTSA (2nd)
26	Thornton pass from Brewer	Iowa State (4th)
26	Thornton pass from Brewer	West Virginia (1st)
26	Brewer rush	at TCU (4th)
26	Mims pass from Brewer	Texas (3rd)
26	Mims pass from Brewer	Texas (4th)
25	Brewer rush [TD]	at Rice (2nd)
25	Mims pass from Brewer	at Kansas State (3rd)
25	Thornton pass from Brewer	at Kansas State (3rd)
25	Lovett rush [TD]	at Oklahoma State (1st)

MISCELLANEOUS INFORMATION

OPPONENT	BAYLOR CAPTAINS	COIN TOSS	BAYLOR KO/REC	BAYLOR FIRST PLAY	OPP. POSSESSION	FIRST KICKOFF TIME (SITE)	GAME LENGTH	BU UNIFORM	GAME TEMP	SURFACE	RESULT
Stephen F. Austin	Houston, Sneed, Tecklenburg, J. Williams	BU	KO	Mims 8 pass from Brewer	Punt	6:05 pm	3:18	Green/Green/Green	91	Turf	W, 56-17
UTSA	Fruhmorger, Roy, Tecklenburg, J. Williams	BU	KO	Mims 1 pass from Brewer	Punt	3:05 pm	3:16	Green/Green/Green	101	Turf	W, 63-14
at Rice	Black, Platt, Tecklenburg, J. Williams	RU	REC	Platt 5 rush	Punt	6:07 pm	3:35	White/White/White	86	Turf	W, 21-13
Iowa State	B. Lynch, Mims, Tecklenburg, J. Williams	BU	KO	Mims 46 pass from Brewer	Punt	2:35 pm	3:38	Green/Green/Green	93	Turf	W, 23-21
at Kansas State	Hasty, Lockhart, Tecklenburg, J. Williams	KSU	REC	Ebner 4 rush	Punt	2:40 pm	3:11	Green/White/Green	70	Turf	W, 31-12
Texas Tech	Johnston, J. Lynch, Tecklenburg, J. Williams	BU	KO	Lovett 1 rush	Punt	3:05 pm	3:51	Green/Green/Green	64	Turf	W, 33-30
at Oklahoma State	Johnston, Mims, Roy, Tecklenburg, J. Williams	BU	KO	Brewer 17 rush	Punt	3:00 pm	3:25	Green/White/Green	73	Turf	W, 45-27
West Virginia	Lockhart, J. Lynch, Tecklenburg, J. Williams, Roy	BU	KO	Brewer pass incomplete	Punt	7:05 pm	3:32	Green/Green/Green	46	Turf	W, 17-14
at TCU	Black, Mims, Platt, Tecklenburg, J. Williams	BU	KO	Brewer 3 rush	FG	11:03 am	3:52	White/White/Green	59	Grass	W, 29-23
Oklahoma	Hasty, Miller, Tecklenburg, J. Williams	OU	REC	Brewer 6 rush	FG	6:44 pm	3:26	Green/Green/Green	51	Turf	L, 31-34
Texas	Arnold, Lovett, J. Lynch, Newman	UT	REC	Lovett 11 rush	Punt	2:35 pm	3:20	Gold/Gold/Gold	59	Turf	W, 24-10
at Kansas											

BAYLOR FOOTBALL 2019

OVERALL: 10-1 (HOME 6-1, ROAD 4-0, NEUTRAL 0-0) | BIG 12 CONFERENCE: 7-1 (HOME 4-1, ROAD 3-0, NEUTRAL 0-0)

BAYLOR SUPERLATIVES

INDIVIDUAL		
Rushes	19	Brewer, Charlie vs West Virginia (Oct 31, 2019)
Yards Rushing	146	Hasty, JaMycal at Oklahoma State (Oct 19, 2019)
TD Rushes	3	Brewer, Charlie vs Texas Tech (Oct 12, 2019)
Long Rush	73	Hasty, JaMycal at Oklahoma State (Oct 19, 2019)
Pass attempts	45	Brewer, Charlie vs Iowa State (Sep 28, 2019)
Pass completions	27	Brewer, Charlie at TCU (Nov 09, 2019)
Yards Passing	352	Brewer, Charlie vs Texas Tech (Oct 12, 2019)
TD Passes	3	Brewer, Charlie vs SFA (Aug 31, 2019) Brewer, Charlie vs UTSA (Sep 07, 2019) Brewer, Charlie vs Iowa State (Sep 28, 2019)
Long Pass	78	Brewer, Charlie at Oklahoma State (Oct 19, 2019)
Receptions	11	Thornton, Tyquan vs Iowa State (Sep 28, 2019)
Yards Receiving	141	Thornton, Tyquan vs Iowa State (Sep 28, 2019)
TD Receptions	3	Mims, Denzel vs UTSA (Sep 07, 2019)
Long Reception	78	Thornton, Tyquan at Oklahoma State (Oct 19, 2019)
Field Goals	3	Mayers, John at TCU (Nov 09, 2019)
Long Field Goal	51	Mayers, John at TCU (Nov 09, 2019)
Punts	7	Power, Issac vs West Virginia (Oct 31, 2019)
Punting Avg	54.0	Mayers, John vs Oklahoma (Nov 16, 2019)
Long Punt	59	Power, Issac at Oklahoma State (Oct 19, 2019)
Punts inside 20	3	Power, Issac vs Iowa State (Sep 28, 2019) Power, Issac vs West Virginia (Oct 31, 2019) Power, Issac vs Texas (Nov 23, 2019)
Long Punt Return	73	Arnold, Grayland vs UTSA (Sep 07, 2019)
Long Kickoff Return	60	Fleeks, Josh vs Texas Tech (Oct 12, 2019)
Tackles	19	Bernard, Terrel at TCU (Nov 09, 2019)
Sacks	3.0	Lynch, James at Kansas State (Oct 05, 2019)
Tackles For Loss	4.0	Lynch, James at Kansas State (Oct 05, 2019)
Interceptions	2	Arnold, Grayland at TCU (Nov 09, 2019)

TEAM

Rushes	56	vs West Virginia (Oct 31, 2019)
Yards Rushing	368	vs UTSA (Sep 07, 2019)
Yards Per Rush	9.4	vs UTSA (Sep 07, 2019)
TD Rushes	5	vs UTSA (Sep 07, 2019)
Pass attempts	45	vs Iowa State (Sep 28, 2019)
Pass completions	27	at TCU (Nov 09, 2019)
Yards Passing	352	vs Texas Tech (Oct 12, 2019)
Yards Per Pass	18.4	at Oklahoma State (Oct 19, 2019)
TD Passes	4	vs SFA (Aug 31, 2019)
Total Plays	82	vs West Virginia (Oct 31, 2019)
Total Offense	546	vs UTSA (Sep 07, 2019)
Yards Per Play	9.9	at Oklahoma State (Oct 19, 2019)
Points	63	vs UTSA (Sep 07, 2019)
Sacks By	6	at Kansas State (Oct 05, 2019)
First Downs	30	vs SFA (Aug 31, 2019)
Penalties	10	vs Texas Tech (Oct 12, 2019); at TCU (Nov 09, 2019)
Penalty Yards	83	vs Texas Tech (Oct 12, 2019)
Turnovers	3	vs Texas Tech (Oct 12, 2019); vs West Virginia (Oct 31, 2019)
Interceptions By	3	at TCU (Nov 09, 2019)
Punts	7	vs West Virginia (Oct 31, 2019)
Punting Avg	45.6	vs Texas (Nov 23, 2019)
Long Punt	59	at Oklahoma State (Oct 19, 2019)
Punts inside 20	3	three times
Long Punt Return	73	vs UTSA (Sep 07, 2019)

OPPONENT SUPERLATIVES

INDIVIDUAL		
Rushes	32	Hubbard, Chuba, at Oklahoma State (Oct 19, 2019)
Yards Rushing	171	Hubbard, Chuba, at Oklahoma State (Oct 19, 2019)
TD Rushes	2	three times
Long Rush	68	Brown, L.D., vs Oklahoma State (Oct 19, 2019) Keaontay Ingram, vs Texas (Nov 23, 2019)
Pass attempts	45	Purdy, Brock, vs Iowa State (Sep 28, 2019)
Pass completions	31	Duffey, Jett, vs Texas Tech (Oct 12, 2019)
Yards Passing	362	Duffey, Jett, vs Texas Tech (Oct 12, 2019)
TD Passes	4	Hurts, Jalen, vs Oklahoma (Nov 16, 2019)
Long Pass	83	Kendall, Austin, vs West Virginia (Oct 31, 2019)
Receptions	10	Devin Duvernay, vs Texas (Nov 23, 2019)
Yards Receiving	138	Turner, R.J., vs Texas Tech (Oct 12, 2019)
TD Receptions	2	Stogner, Austin, vs Oklahoma (Nov 16, 2019)
Long Reception	83	Campbell, G., vs West Virginia (Oct 31, 2019)
Field Goals	3	Wolff, Trey, vs Texas Tech (Oct 12, 2019)
Long Field Goal	48	Cameron Dicker, vs Texas (Nov 23, 2019)
Punts	9	Growden, Josh, vs West Virginia (Oct 31, 2019)
Punting Avg	48.0	Nunez, Adam, at Rice (Sep 21, 2019)
Long Punt	60	McNamara, A., vs Texas Tech (Oct 12, 2019)
Punts inside 20	5	Sandy, Jordy, at TCU (Nov 09, 2019)
Long Punt Return	22	Stoner, Dillon, at Oklahoma State (Oct 19, 2019)
Long Kickoff Return	95	Wright, Winston, vs West Virginia (Oct 31, 2019)
Tackles	12	Guzman, Noah, vs West Virginia (Oct 31, 2019)
Sacks	3.0	Stills, Darius, vs West Virginia (Oct 31, 2019) Perkins, Ronnie, vs Oklahoma (Nov 16, 2019)
Tackles For Loss	4.0	Perkins, Ronnie, vs Oklahoma (Nov 16, 2019)
Interceptions	1	five players

TEAM

Rushes	52	vs Oklahoma (Nov 16, 2019)
Yards Rushing	281	at Oklahoma State (Oct 19, 2019)
Yards Per Rush	6.2	vs Texas (Nov 23, 2019)
TD Rushes	3	at Oklahoma State (Oct 19, 2019)
Pass attempts	45	vs Iowa State (Sep 28, 2019)
Pass completions	31	vs Texas Tech (Oct 12, 2019)
Yards Passing	362	vs Texas Tech (Oct 12, 2019)
Yards Per Pass	8.6	vs Texas Tech (Oct 12, 2019)
TD Passes	4	vs Oklahoma (Nov 16, 2019)
Total Plays	95	vs Oklahoma (Nov 16, 2019)
Total Offense	525	vs Oklahoma (Nov 16, 2019)
Yards Per Play	6.0	vs Texas Tech (Oct 12, 2019)
Points	34	vs Oklahoma (Nov 16, 2019)
Sacks By	8	vs West Virginia (Oct 31, 2019)
First Downs	34	vs Oklahoma (Nov 16, 2019)
Penalties	11	vs West Virginia (Oct 31, 2019); at TCU (Nov 09, 2019)
Penalty Yards	125	at TCU (Nov 09, 2019)
Turnovers	3	four times
Interceptions By	3	vs Texas Tech (Oct 12, 2019)
Punts	9	vs West Virginia (Oct 31, 2019)
Punting Avg	46.0	vs Oklahoma (Nov 16, 2019)
Long Punt	60	vs Texas Tech (Oct 12, 2019)
Punts inside 20	5	at TCU (Nov 09, 2019)
Long Punt Return	22	at Oklahoma State (Oct 19, 2019)

RED ZONE

OPPONENT	TIMES IN				RUSH TDS	PASS TDS	FGS	FAILED TO SCORE INSIDE 20							
	SCORE	RED ZONE	SCORES	POINTS				TDS	FGA	DOWN	INT	FUM	PUNT	HALF	GAME
Stephen F. Austin	56-17	6	6	42	6	3	3	0	0	0	0	0	0	0	0
UTSA	63-14	5	5	35	5	4	1	0	0	0	0	0	0	0	0
at Rice	21-13	2	1	7	1	1	0	0	1	0	0	0	0	0	0
Iowa State	23-21	4	2	10	1	0	1	1	2	1	0	0	0	0	0
at Kansas State	31-12	3	3	17	2	2	0	1	1	0	0	0	0	0	0
Texas Tech	33-30	7	6	33	4	4	0	2	2	0	1	0	0	0	0
at Oklahoma State	45-27	3	3	17	2	2	0	1	1	0	0	0	0	0	0
West Virginia	17-14	3	2	10	1	0	1	1	1	1	0	0	0	0	0
at TCU	29-23	6	5	26	3	1	2	2	3	0	0	0	0	0	0
Oklahoma	31-34	4	4	24	3	2	1	1	1	0	0	0	0	0	0
Texas	24-10	3	3	17	2	1	1	1	1	0	0	0	0	0	0
at Kansas															
Totals		46	40	238	30	20	10	10	13	2	1	0	0	0	0
Opponents		38	31	166	19	10	9	12	13	2	1	2	0	0	0

SEASON PCT. (OVERALL): 40 of 46 (87%) SEASON PCT. (TDS): 30 of 46 (65%)
 SEASON PCT. (NO SCORE): 6 of 46 (13%) SEASON PCT. (FGS): 10 of 46 (22%)

BAYLOR ROSTER

ALPHABETICAL ROSTER

NO.	PLAYER, POS.
1	Grayland Arnold, CB
16	Jared Atkinson, WR
12	Kalon Barnes, CB
18	Brandon Bass, QB
29	Davis Baucum, WR
30	Will Baxter, WR
56	Blake Bedier, OL
36	Ricardo Benitez, CB
26	Terrel Bernard, LB
8	Henry Black, S
11	Gerry Bohanon, QB
16	Bo Brewer, QB
12	Charlie Brewer, QB
32	Tyrone Brown, LB
23	Zeke Brown, CB
38	Koby Bullard, FB
31	Jacoby Clarke, RB
41	Jake Copeland, LB
39	Colby Delashaw, S
73	Davis DiVall, OL
44	Dru Dixon, RB
25	Trestan Ebner, RB
75	Elijah Ellis, OL
84	Jaylen Ellis, WR
21	Josh Fleeks, WR
90	TJ Franklin, DT
63	Jake Fruhmorgen, OL
76	Connor Galvin, OL
65	Blake George, OL
37	Cody George, TE
80	Jackson Gleeson, WR
95	Gabe Hall, DT
25	Byron Hanspard, Jr., CB
6	JaMycal Hasty, RB
82	Tyler Henderson, TE
87	Christoph Henle, TE
18	Gavin Holmes, WR
11	Jameson Houston, CB
45	Bryson Jackson, LB
4	Clay Johnston, LB
66	Colby Johnston, OL
84	Marques Jones, WR
52	Matt Jones, LB
27	Qualan Jones, RB
61	Khalil Keith, OL
70	Jackson Kimble, OL
78	Henry Klinge III, OL
92	Josh Landry, DT
47	Alex Lanham, CB
9	James Lockhart, DE
50	Ashton Logan, LB
48	Collin Losack, S
7	John Lovett, RB
2	Blake Lynch, LB
93	James Lynch, DT
50	Paul Matavao-Poialli, OL
46	Ross Maticcik, LS
96	Cole Maxwell, DT
95	John Mayers, K
17	Garret McGuire, QB
58	Michael McNair, LB
42	Jairon McVea, S
3	Chris Miller, S
64	Ryan Miller, DT
37	Mark Milton, CB
5	Denzel Mims, WR
15	Tripp Mitchell, WR
77	Jason Moore, OL

NUMERICAL ROSTER

No.	Name	Pos.	Ht.	Wt.	Class.	Exp.	Hometown / Previous
1	Grayland Arnold	CB	5-10	190	Jr.	2L	Kountze, Texas / Kountze HS
2	Blake Lynch	LB	6-3	225	Sr.	3L	Gilmer, Texas / Gilmer HS
3	Chris Miller	S	6-0	191	Sr.	3L	Frisco, Texas / Lone Star HS
4	Clay Johnston	LB	6-1	232	Sr.	3L	Abilene, Texas / Wylie HS
5	Denzel Mims	WR	6-3	215	Sr.	3L	Daingerfield, Texas / Daingerfield HS
6	JaMycal Hasty	RB	5-9	205	Sr.	3L	Longview, Texas / Longview HS
7	John Lovett	RB	6-0	212	Jr.	2L	Burlington, N.J. / Cherokee HS
8	Henry Black	S	6-0	206	Sr.	3L	Shreveport, La. / Woodlawn HS
9	James Lockhart	DE	6-2	263	Sr.	1L	Ennis, Texas / Ennis HS / Texas A&M
11	Gerry Bohanon	QB	6-3	221	R-Fr.	RS	Earle, Ark. / Earle HS
11	Jameson Houston	CB	5-11	200	Sr.	3L	Austin, Texas / St. Michael's Academy
12	Kalon Barnes	CB	6-0	186	So.	1L	Silsbee, Texas / Silsbee HS
12	Charlie Brewer	QB	6-1	206	Jr.	2L	Austin, Texas / Lake Travis HS
13	R.J. Sneed	WR	6-1	200	So.	1L	Cypress, Texas / Cypress Ranch HS
13	Raleigh Texada	CB	5-10	180	Jr.	1L	Frisco, Texas / Centennial HS
14	Chris Platt	WR	5-11	172	Gr.	4L	Willis, Texas / Willis HS
14	Jacob Zeno	QB	6-1	204	Fr.	HS	San Antonio, Texas / John Jay HS
15	Tripp Mitchell	WR/QB	6-1	190	Fr.	HS	Camarillo, Calif. / Oaks Christian HS
15	Christian Morgan	S	6-1	211	So.	1L	Houston, Texas / Porter HS
16	Jared Atkinson	WR	6-3	216	Jr.	2L	Mesquite, Texas / Horn HS
16	Bo Brewer	QB	5-11	190	Fr.	HS	Richardson, Texas / Pearce HS
17	Garret McGuire	QB	5-10	185	So.	SQ	Cedar Hill, Texas / Cedar Hill HS
18	Brandon Bass	QB	5-10	190	R-Fr.	RS	Addison, Texas / Trinity Christian
18	Gavin Holmes	WR	5-11	193	So.	1L	Justin, Texas / Northwest HS
19	Yusuf Terry	WR	6-3	189	Fr.	HS	Philadelphia, Pa. / Imhotep Institute Charter
20	Craig Williams	RB	5-8	173	R-Fr.	RS	Crosby, Texas / Crosby HS
20	Brandon White	CB	6-0	181	Fr.	HS	Amarillo, Texas / Tascosa HS
21	Josh Fleeks	WR	5-11	188	So.	1L	Dallas, Texas / Cedar Hill HS
22	JT Woods	S	6-2	190	So.	1L	San Antonio, Texas / Steele HS
23	Zeke Brown	CB	6-0	180	Jr.	1L	Midlothian, Texas / Midlothian HS
24	Jalen Pitre	LB	6-0	212	Jr.	2L	Stafford, Texas / Stafford HS
25	Trestan Ebner	RB	5-11	208	Jr.	2L	Henderson, Texas / Henderson HS
25	Byron Hanspard, Jr.	CB	6-0	181	R-Fr.	RS	DeSoto, Texas / DeSoto HS
26	Terrel Bernard	LB	6-1	222	So.	1L	La Porte, Texas / La Porte HS
27	Qualan Jones	RB	5-11	230	Fr.	HS	Grand Prairie, Texas / Trinity Christian
28	Abram Smith	RB	5-11	205	So.	1L	Abilene, Texas / Abilene HS
29	Davis Baucum	WR	5-10	189	R-Fr.	TR	Mesquite, Texas / Dallas Christian / Jacksonville
30	Will Baxter	S	6-0	193	R-Fr.	RS	Amarillo, Texas / Tascosa HS
30	Hakeem Vance	S	6-1	207	Fr.	HS	Olive Branch, Miss. / Hattiesburg HS
31	Jacoby Clarke	RB	6-0	195	Fr.	HS	The Woodlands, Texas / HS
31	Griffin Speaks	S	6-0	185	Fr.	HS	Auburn, Ala. / HS
32	Tyrone Brown	LB	6-4	205	Fr.	HS	Beaumont, Texas / Beaumont United HS
32	Skyler Wetzel	RB	5-9	190	Jr.	TR	San Antonio, Texas / Reagan HS / Tarleton St.
33	Jonah White	RB	6-0	208	Fr.	HS	Merkel, Texas / HS
33	Will Williams	S	6-2	205	Fr.	HS	El Paso, Texas / Chapin HS
34	Blake Perdue	WR	6-0	189	Jr.	JC	Amarillo, Texas / Midland College
34	Owen Rogers	LB	6-2	211	Sr.	1L	Phoenix, Ariz. / Brophy College Prep / Arizona State
35	Trystan Slinker	LB	5-11	222	Jr.	TR	Cache, Okla. / Cache HS / Southern Nazarene
35	Shevin Smith	CB	5-11	165	Fr.	HS	Savannah, Ga. / Islands HS
36	Ricardo Benitez	CB	4-2	110	R-Fr.	RS	Plano, Texas / Plano West HS
36	Solo Turner	LB	6-1	230	Fr.	HS	Frisco, Texas / Prestonwood Christian
37	Cody George	TE	6-2	256	Sr.	SQ	Lorena, Texas / Lorena HS
37	Mark Milton	CB	6-1	182	R-Fr.	RS	Houston, Texas / Clear Brook HS
38	Koby Bullard	FB	6-1	231	Jr.	1L	La Vernia, Texas / La Vernia HS
38	Jordan Williams	LB	6-0	223	Sr.	3L	Paris, Texas / Paris HS
39	Colby Delashaw	S	6-0	194	R-Fr.	RS	Frisco, Texas / Wakeland HS
40	Kolby White	WR	5-8	170	Fr.	HS	Sugar Land, Texas / Elkins HS
41	Jake Copeland	LB	6-0	220	Jr.	1L	Southlake, Texas / Southlake HS / Navarro JC
42	Jairon McVea	S	5-9	185	Jr.	2L	Richmond, Texas / George Ranch HS
43	Issac Power	P	6-1	200	R-Fr.	RS	Castle Rock, Colo. / Ponderosa HS
44	Dru Dixon	RB	6-0	255	So.	SQ	Phoenix, Ariz. / Pinnacle HS
45	Bryson Jackson	LB	6-2	211	So.	SQ	Mansfield, Texas / Lake Ridge HS
46	Ross Maticcik	LS	6-0	235	Sr.	3L	McKinney, Texas / McKinney Boyd HS
47	Alex Lanham	CB	5-10	165	Fr.	HS	Trabuco Canyon, Calif. / St. Margaret's Episcopal
48	Collin Losack	S	5-10	180	Fr.	HS	Colleyville, Texas / Heritage HS

BAYLOR ROSTER**NUMERICAL ROSTER**

No.	Name	Pos.	Ht.	Wt.	Class.	Exp.	Hometown / Previous
50	Ashton Logan	LB	6-1	232	So.	1L	Temple, Texas / Temple HS
50	Paul Matavao-Poialii	LB	6-4	277	Fr.	HS	Daly City, Calif. / Jefferson HS
51	Jackson Shupp	DE	6-4	246	R-Fr.	RS	The Woodlands, Texas / The Woodlands HS
52	Matt Jones	LB	6-3	237	Fr.	HS	Odessa, Texas / Odessa Permian HS
52	Sam Tecklenburg	OL	6-4	310	Sr.	3L	Plano, Texas / Plano HS
54	Brayden Utley	DT	6-1	257	R-Fr.	RS	Huntington Beach, Calif. / Loyola HS
55	Xavier Newman	OL	6-2	307	Jr.	2L	Desoto, Texas / Desoto HS
55	Garmon Randolph	DE	6-7	242	Fr.	HS	Jefferson, Ga. / HS
56	Blake Bedier	OL	6-5	302	Jr.	JC	Lehi, Utah / Lehi HS / Snow College
57	Johncarlo Valentin	OL	6-4	320	Sr.	1L	Philadelphia, Pa. / Imhotep Charter / ASA College
58	Michael McNair	LB	6-2	236	Jr.	SQ	Richardson, Texas / Plano East
58	Ty Smith	OL	6-3	294	So.	SQ	Argyle, Texas / Argyle HS
61	Khalil Keith	OL	6-5	320	So.	1L	Alpine, Ala. / Winterboro HS
63	Jake Fruhmorgen	OL	6-6	305	Sr.	1L	Tampa, Fla. / Plant HS / Clemson
64	Ryan Miller	DT	6-2	289	Jr.	2L	Southlake, Texas / Carroll HS
65	Blake George	OL	6-4	255	Fr.	HS	Lorena, Texas / HS
66	Colby Johnston	OL	6-4	270	Fr.	HS	Plano, Texas / Plano East HS
67	Thor Rodoni	LS	6-2	211	Jr.	SQ	Los Banos, Calif. / Pacheco HS
70	Jackson Kimble	OL	6-3	303	R-Fr.	RS	Southlake, Texas / Carroll HS
71	Jim Threet	OL	6-5	310	Jr.	SQ	Sunnyvale, Texas / Sunnyvale HS
73	Davis DiVall	OL	6-4	293	Fr.	HS	Scottsdale, Ariz. / Notre Dame Prep / Bridgton Academy
74	Prince Pines	OL	6-4	339	R-Fr.	RS	Baton Rouge, La. / Tara HS
75	Elijah Ellis	OL	6-6	279	Fr.	HS	Paris, Texas / HS
76	Connor Galvin	OL	6-7	302	So.	1L	Katy, Texas / Katy HS
77	Jason Moore	OL	6-3	296	So.	SQ	Frisco, Texas / Independence HS
78	Henry Klinge III	OL	6-5	304	So.	SQ	Southlake, Texas / Carroll HS
79	Casey Phillips	OL	6-5	303	R-Fr.	RS	Franklin, Texas / Franklin HS
80	Jackson Gleeson	WR	6-0	185	R-Fr.	RS	Mansfield, Texas / Mansfield HS
81	Tyquan Thornton	WR	6-3	176	So.	1L	Miami, Fla. / Booker T. Washington HS
82	Tyler Henderson	TE	6-4	248	So.	1L	Kyle, Texas / Lehman HS
82	Kyle Peterson	WR	6-0	163	Jr.	JC	Thousand Oaks, Calif. / Thousand Oaks HS / Moorpark College
83	Russell Morrison	WR	5-11	192	Jr.	SQ	Katy, Texas / Cinco Ranch HS
84	Jaylen Ellis	WR	6-0	186	Fr.	HS	Round Rock, Texas / Cedar Ridge HS
84	Marques Jones	WR	6-2	211	Sr.	2L	McKinney, Texas / McKinney HS
85	Sam Snyder	TE	6-5	209	Fr.	HS	Fleming Island, Fla. / Fleming Island HS
86	Ben Sims	TE	6-4	256	R-Fr.	RS	San Antonio, Texas / Clark HS
87	Christoph Henle	TE	6-6	259	So.	1L	Innsbruck, Austria / The Oakridge School
88	Bralen Taylor	DE	6-7	261	R-Fr.	RS	Cuero, Texas / Cuero HS
89	Jay Sedwick	K	5-11	211	So.	1L	Arlington, Texas / Grace Prep
90	TJ Franklin	DT	6-4	294	Fr.	HS	Temple, Texas / Temple HS
91	Rob Saulin	TE/DT	6-5	302	So.	1L	Pennsville, N.J. / Pennsville Memorial HS
92	Josh Landry	DT	6-1	277	R-Fr.	RS	Houston, Texas / Lamar HS
93	James Lynch	DT	6-4	295	Jr.	2L	Round Rock, Texas / Round Rock HS
94	Harrison White	DT	6-5	263	Fr.	HS	Houston, Texas / Klein HS
95	Gabe Hall	DT	6-5	305	Fr.	HS	Waller, Texas / HS
95	John Mayers	K	5-10	184	R-Fr.	RS	Flower Mound, Texas / Marcus HS
96	Cole Maxwell	DT	6-5	295	So.	SQ	Allen, Texas / Allen HS
97	Niadré Zouzoua	DE	6-4	237	Jr.	JC	Brockton, Mass. / Brockton HS / Monroe College
98	Chidi Ogbonnaya	DT	6-5	290	So.	1L	Houston, Texas / Langham Creek HS
99	Noah Rauschenberg	K	6-1	203	Fr.	HS	Tulsa, Okla. / Union HS
99	Bravvion Roy	DT	6-1	333	Sr.	3L	Spring, Texas / Spring HS

ALPHABETICAL ROSTER

NO.	PLAYER, POS.
15	Christian Morgan, S
83	Russell Morrison, WR
55	Xavier Newman, OL
98	Chidi Ogbonnaya, DT
34	Blake Perdue, WR
82	Kyle Peterson, OL
79	Casey Phillips, OL
74	Prince Pines, OL
24	Jalen Pitre, LB
14	Chris Platt, WR
43	Issac Power, P
55	Garmon Randolph, DE
99	Noah Rauschenberg, K
67	Thor Rodoni, LS
34	Owen Rogers, LB
99	Bravvion Roy, DT
91	Rob Saulin, DT
89	Jay Sedwick, K
51	Jackson Shupp, DE
86	Ben Sims, TE
35	Trystan Slinker, LB
28	Abram Smith, RB
35	Shevin Smith, CB
58	Ty Smith, OL
13	R.J. Sneed, WR
85	Sam Snyder, TE
31	Griffin Speaks, S
88	Bralen Taylor, DE
52	Sam Tecklenburg, OL
19	Yusuf Terry, WR
13	Raleigh Texada, CB
81	Tyquan Thornton, WR
71	Jim Threet, OL
36	Solo Turner, LB
54	Brayden Utley, DT
57	Johncarlo Valentin, OL
30	Hakeem Vance, S
32	Skyler Wetzel, RB
20	Brandon White, CB
94	Harrison White, DT
33	Jonah White, RB
40	Kolby White, CB
20	Craig Williams, RB
38	Jordan Williams, LB
33	Will Williams, S
22	JT Woods, S
14	Jacob Zeno, QB
97	Niadré Zouzoua, DE

COACHING STAFF

Head Coach: Matt Rhule (Penn State, 1997)

Associate Head Coach/Defensive Ends: Joey McGuire (UT Arlington, 1995)

Defensive Coordinator: Phil Snow (Cal State Hayward, 1978)

Co-Offensive Coordinator/Running Backs: Jeff Nixon (Penn State, 1998)

Co-Offensive Coordinator/Quarterbacks: Glenn Thomas (Texas Tech, 1998)

Asst. Coach/Offensive Line: Shawn Bell (Baylor, 2006)

Asst. Coach/Cornerbacks/Recruiting Coordinator: Evan Cooper (Temple, 2009)

Asst. Coach/Wide Receivers/Passing Game Coordinator: Frisman Jackson (Northern Illinois, 2009)

Asst. Coach/Defensive Line: Frank Okam (Texas, 2007)

Asst. Coach/Tight Ends: Marcus Satterfield (ETSU, 1999)

Asst. Coach/Special Teams Coordinator/Linebackers: Mike Siravo (Boston College, 1998)

2019 GAME RECAPS

OVERALL: 10-1 (HOME 6-1, ROAD 4-0, NEUTRAL 0-0) | BIG 12 CONFERENCE: 7-1 (HOME 4-1, ROAD 3-0, NEUTRAL 0-0)

BAYLOR 56, STEPHEN F. AUSTIN 17

MCLANE STADIUM • WACO, TEXAS

AUG. 31, 2019 • ATTENDANCE: 43,013

Running back **Trestan Ebner's** winding 21-yard run was the first of his three touchdowns, Charlie Brewer threw for 215 yards and three scores in barely more than a half and Baylor handed the Lumberjacks their seventh straight season-opening loss with a 56-17 victory Saturday night.

After scoring a TD on a 3-yard run for those first SFA points in a series that dates back to 1928, SFA's Trae Self's pass was intercepted by **Blake Lynch**, who partially blocked a punt on the opening series. Ebner's highlight-reel TD came six plays after Lynch's interception.

Ebner's other touchdowns were also in the first half on a 16-yard pass from Brewer and an 11-yard run.

R.J. Sneed had a pair of TD catches with a team-leading 57 yards receiving. Sneed, Ebner and **Denzel Mims** had five catches apiece.

John Lovett ran for 108 yards on eight carries, including a 19-yard touchdown to give Baylor a 35-7 halftime lead.

POSTGAME NOTES

- Baylor is now 78-36-4 all-time in season openers, a 13-10 mark in the Big 12 era (since 1996).
- The Bears are 18-1 all-time against four members (Abilene Christian, Lamar, Northwestern State, Stephen F. Austin, Sam Houston State) of the Southland Conference.
- The 56 points are the third-most points ever scored by a **Matt Rhule** coached team. The record is 60 points scored in a 60-40 win for Temple at SMU on Nov. 6, 2015.
- The 56 points scored are the most points for Baylor since putting up 62 vs. West Virginia on Oct. 17, 2015.
- LB **Blake Lynch** blocked the first kick of his career, a punt in the first quarter. DT **Gabe Hall** blocked a field goal attempt in the third quarter, the first of his young career. Lynch and Hall are the fifth and sixth different players to do so in the Rhule era.
- RB **Trestan Ebner's** three-TD performance is a career best, his previous high was two vs. Vanderbilt in the Texas Bowl and two rushing TDs vs. West Virginia in 2017. He is the first Baylor player to score three TDs in a game since RB **John Lovett** collected three in last year's season opener vs. Abilene Christian.
- RB **John Lovett** finished with 108 yards, his fourth-career 100+ rushing performance.

SCORING SUMMARY

ABILENE CHRISTIAN	7	13	7	0	--	27
BAYLOR	13	21	10	7	--	55

1st	11:48	BU	Ebner, Trestan 16 yd pass from Brewer, Charlie (Mayers, John kick)
	08:13	BU	Sneed, R.J. 11 yd pass from Brewer, Charlie (Mayers, John kick)
	03:17	SFA	Self, Trae 3 yd run (Ruiz, Storm kick)
2nd	10:53	BU	Ebner, Trestan 21 yd run (Mayers, John kick)
	06:48	BU	Ebner, Trestan 11 yd run (Mayers, John kick)
	02:20	BU	Lovett, John 19 yd run (Mayers, John kick)
3rd	13:40	BU	Sneed, R.J. 21 yd pass from Brewer, Charlie (Mayers, John kick)
	10:07	BU	Thornton, Tyquan 9 yd pass from Bohanon, Gerry (Rauschenberg, Noah kick)
4th	11:16	SFA	Ruiz, Storm 32 yd field goal
	04:26	BU	Smith, Abram 9 yd run (Rauschenberg, Noah kick)
	01:04	SFA	McGowen, Josh 1 yd run (Ruiz, Storm kick)

STATISTICS

TEAM STATS	SFA	BU
FIRST DOWNS	13	30
RUSHES-YARDS (NET)	32-119	37-268
PASSING YDS (NET)	158	250
Passes Att-Comp-Int	30-16-1	37-26-0
TOTAL OFFENSE PLAYS-YARDS	62-277	74-518
Fumble Returns-Yards	0-0	0-0
Punt Returns-Yards	1-17	3-18
Kickoff Returns-Yards	1-16	2-35
Interception Returns-Yards	0-0	1-1
Punts (Number-Avg)	8-31.0	4-36.5
Fumbles-Lost	0-0	2-1
Penalties-Yards	4-50	5-30
Possession Time	30:07	29:53
Third-Down Conversions	6 of 16	8 of 13
Fourth-Down Conversions	0 of 0	1 of 1
Red-Zone Scores-Chances	3-4	6-6
Sacks By: Number-Yards	0-0	3-15

INDIVIDUAL STATISTICS

RUSHING: Stephen F. Austin-Hutchings, Thomas 10-68; McGowen, Josh 7-38; Ward, Da'Leon 9-10; Arnold, Cam 2-7; Self, Trae 4-4; Baylor-Lovett, John 8-108; Bohanon, Gerry 6-84; Ebner, Trestan 2-32; Hasty, Ja'Mycal 10-25; Smith, Abram 4-8; Clarke, Jacoby 2-7; Jones, Qualan 3-5; Brewer, Charlie 2-1.

PASSING: Stephen F. Austin - Self, Trae 15-21-1-140; Arnold, Cam 1-1-0-18. Baylor - Brewer, Charlie 21-31-0-199; Bohanon, Gerry 5-6-0-51.

RECEIVING: Stephen F. Austin - Gipson, Xavier 3-61-0; Simmons, Remi 3-16-0; Clater, Calvin 3-11-0; Williams, Cody 2-9-0; Borders, Quentynian 2-6-0; Rikel, Lawton 1-23-0; Thompson, Josh 1-18-0; Ward, Da'Leon 1-8-0; Hutchings, Thomas 1-6-0. Baylor - Sneed, R.J. 5-57-2; Mims, Denzel 5-46-0; Ebner, Trestan 5-40-1; Fleeke, Josh 4-37-0; Hasty, Ja'Mycal 2-6-0; Platt, Chris 1-23-0; Atkinson, Jared 1-16-0; Thornton, Tyquan 1-9-1; Bullard, Koby 1-8-0; Henle, Christoph 1-8-0.

INTERCEPTIONS: Stephen F. Austin - none. Baylor - Lynch, Blake 1-1

FUMBLES: Stephen F. Austin - none. Baylor - Arnold, Grayland 1-0; Smith, Abram 1-1.

SACKS: Stephen F. Austin - none. Baylor - Miller, Chris 0.5-1; Johnson, Clay 0.5-3; Arnold, Grayland 0.5-1; Jones, Matt 0.5-2; Zouzoua, Niadre 1.0-5; McVea 1.0-3; Lynch, James 1.5-8; Utley, Brayden 0.5-2; Lynch, Blake 0.5-2; Lockhart, James 1.0-6; Barnes, Kalon 0.5-0.

TACKLES (UA-A): Stephen F. Austin - Jones, Quin 8-2; Roland, Galvin 4-5; Morris, Bert 6-0; Bakari, Taaj 3-2; Gordon, Trenton 3-2; Hendrix, Aretavious 3-0; Lawton, Caleb 2-1; Sampson, Gary 1-2; Heard, Myles 2-0; McKnight, Gerard 2-0; Jones, Eli 1-1; Williams II, Rason 0-2; TEAM 1-0; Rikel, Lawton 1-0; Britton, Teddy 1-0; Smith, Marje 1-0; Mosley, Marcus 1-0; Randle, Brevin 1-0; Brown, A.J. 1-0; Murray, Amad 1-0; Jacobs, Anthony 1-0; Hutchings, Thomas 1-0. Baylor - Roy, Bravion 4-2; Miller, Chris 4-1; Johnson, Clay 3-2; Arnold, Grayland 2-2; Bernard, Terrel 2-2; Williams, Jordan 3-0; Jones, Matt 1-2; Jackson, Bryson 0-3; Williams, Will 2-0; Zouzoua, Niadre 2-0; McVea 2-0; Lynch, James 1-1; Woods, J.T. 1-1; Utley, Brayden 1-1; Delashaw, Colby 1-1; Lynch, Blake 1-1; Randolph, Garmon 1-0; Black, Henry 1-0; Taylor, Bralen 1-1; Lockhart, James 1-0; Smith, Abram 1-0; Texada, Raleigh 0-1; Barnes, Kalon 0-1; Hanspard Jr., Byron 0-1.

BAYLOR 63, UTSA 14

MCLANE STADIUM • WACO, TEXAS

SEPT. 7, 2019 • ATTENDANCE: 40,274

Denzel Mims was a little slow getting up after a play when he saw Baylor's call for the next snap. The senior receiver quickly waved off another player heading on to the field to take his place.

Mims then caught the second of his three touchdowns before Grayland Arnold's 73-yard punt return for a score in Baylor's 63-14 win over UTSA on Saturday.

Charlie Brewer completed 12 of 16 passes for 163 yards and the three TDs to Mims while playing only the first half, when the Bears (2-0) built a 35-0 lead. Brewer also had a 5-yard touchdown run on a blistering hot day.

Mims had all seven of his catches for 101 yards in the first half of his second career three-TD game. He was wide open in the end zone for a 9-yard TD to start the scoring when cornerback Cassius Grady fell down. Mims got behind the same defender along the sideline for a 30-yard TD and then kicked over the pylon to make it 21-0 on the play he stayed on the field.

The Roadrunners (1-1) trailed 49-0 before a 16-play drive capped by true freshman Sincere McCormick's 2-yard TD run at the end of the third quarter. He added a 54-yard score after that.

Arnold had Baylor's first punt return for a touchdown since 2005 midway through the second quarter. After fielding the ball and sliding to his right, Arnold sprinted down the sideline and got some nice down-field blocks.

POSTGAME NOTES

- The 63 points scored are the most ever by a Matt Rhule coached team. The previous record was 60 points scored in a 60-40 win for Temple at SMU on Nov. 6, 2015.
- The last time the Bears scored 60+ points was when they scored 66 on Oct. 10, 2015 when they scored 66 in a 66-7 victory at Kansas.
- The Bears allowed just 102 passing yards, the fewest since allowing just 31 to Rice, Sept. 16, 2016.
- WR Denzel Mims had his second-career 3 TD performance (first in 2017 vs. OU). He hauled in his first TD reception of the year, a 9-yd reception for the Bears' first score of the day. He then added a 30-yd TD reception in the second quarter and a 26-yd reception in the second quarter for his third TD of the day.
- WR Denzel Mims now has 19 career touchdowns, good for sole possession of ninth place on the Baylor receivers all-time TD list.
- CB Grayland Arnold took a 73-yd punt return to the house, the first punt return TD of his career and the Rhule era. Overall, it is the first Baylor punt return TD since Nov. 16, 2013 when Levi Norwood had a 58-yd punt return vs. Texas Tech at AT&T Stadium. The 73-yd punt return TD is tied for the ninth longest in Baylor history (Don Huggins, 73 yards vs. TCU in 1970) and the longest since Shaun Rochon's 85-yd punt return TD vs. Samford in 2005.
- WR Chris Platt becomes just the fourth active player nationally to score a TD in five different seasons (2015-19).

SCORING SUMMARY

UTSA	0	0	7	7	--	14
BAYLOR	14	21	14	14	--	63

1st	08:22	BU	Mims, Denzel 9 yd pass from Brewer, Charlie (Mayers, John kick)
	00:43	BU	Brewer, Charlie 5 yd run (Mayers, John kick)
2nd	09:27	BU	Mims, Denzel 30 yd pass from Brewer, Charlie (Mayers, John kick)
	07:09	BU	Arnold, Grayland 73 yd punt return (Mayers, John kick)
	01:30	BU	Mims, Denzel 26 yd pass from Brewer, Charlie (Mayers, John kick)
3rd	11:25	BU	Bohanon, Gerry 3 yd run (Mayers, John kick)
	06:11	BU	Hasty, Ja'Mycal 1 yd run (Mayers, John kick)
	00:03	UTSA	McCORMICK, S. 2 yd run (DUPLESSIS, H. kick)
4th	12:22	UTSA	McCORMICK, S. 54 yd run (DUPLESSIS, H. kick)
	08:30	BU	Platt, Chris 15 yd run (Rauschenberg, Noah kick)
	05:33	BU	Jones, Qualan 61 yd run (Rauschenberg, Noah kick)

STATISTICS

TEAM STATS	UTSA	BU
FIRST DOWNS	14	25
RUSHES-YARDS (NET)	36-164	39-368
PASSING YDS (NET)	102	178
Passes Att-Comp-Int	30-17-0	23-16-0
TOTAL OFFENSE PLAYS-YARDS	66-266	62-546
Fumble Returns-Yards	0-0	0-0
Punt Returns-Yards	1-2	3-83
Kickoff Returns-Yards	2-37	2-51
Interception Returns-Yards	0-0	0-0
Punts (Number-Avg)	8-43.0	3-43.7
Fumbles-Lost	3-1	1-0
Penalties-Yards	7-58	6-50
Possession Time	31:31	28:29
Third-Down Conversions	7 of 18	6 of 9
Fourth-Down Conversions	2 of 3	0 of 0
Red-Zone Scores-Chances	1-1	5-5
Sacks By: Number-Yards	1-2	3-10

INDIVIDUAL STATISTICS

RUSHING: UTSA - McCormick, S. 12-87; Boston, Deven 5-33; Brady, Brenden 6-26; Narcisse, Lowell 3-12; Harris, Frank 9-3; Daniels, B.J. 1-3. Baylor - Bohanon, Gerry 7-93; Ebner, Trestan 4-76; Lovett, John 9-69; Jones, Qualan 2-63; Smith, Abram 3-21; Hasty, Ja'Mycal 7-18; Platt, Chris 1-15; Brewer, Charlie 4-10; White, Jonah 1-2; Bullard, Koby 1-1.

PASSING: UTSA - Harris Frank 15-21-0-93; Narcisse, Lowell 2-6-0-9. Baylor - Brewer, Charlie 12-16-0-163; Bohanon, Gerry 4-7-0-15.

RECEIVING: UTSA - Ogle-Kellogg, T. 4-15-0; Moorhead, Blaze 3-21-0; Cephus, J. 2-23. Strickland, C. 2-11-0; Jones, Sheldon 2-10-0; Woolen, Tariq 1-7-0; Boston, Deven 1-6-0; Franklin, Z. 1-6-0; Griffin, Dywan 1-3-0. Baylor: Mims, Denzel 7-101-3; Sneed, R.J. 3-40-0; Hasty, Ja'Mycal 2-8-0; Thornton, Tyquan 1-16-0; Lovett, John 1-13-0; Baucum, Davis 1-2-0; Platt, Chris 1-2-0.

INTERCEPTIONS: UTSA - none. Baylor - none.

FUMBLES: UTSA - Harris, Frank 2-0; Johnson, Krik 1-1. Baylor - Hasty, Ja'Mycal 1-1.

SACKS: UTSA - Wisdom, Rashad 1.0-2. Baylor - Johnson, Clay 1.5-8; Lynch, Blake 1.0-1; Taylor, Bralen 0.5-1.

TACKLES (UA-A): UTSA - Austin III 4-2; Sam, Jahmal 4-1; Harris, SaVion 3-2; McFarland, L. 3-2; Mayfield, Corey 4-0; Mahnke, Tyler 2-1; Martel, Andrew 2-1; Wisdom, Rashad 1-2; Nwachukwu, K. 2-0; Banks, Eric 1-1; Henry, D. 1-0; Dantzler, L. 1-0; Harmonson, T. 1-0; Grady, Cassius 1-0; Preston, J. 1-0; Baker, Baylen 1-0; Robinson, Ken 1-0; Boston, Deven 1-0; Benning, Myles 1-0; Carter-McLin, J. 1-0; Nelson, Kevin 1-0; Matternson, B. 1-0. Baylor - Johnson - Johnston, Clay 2-4; Williams, Jordan 3-2; Miller, Chris 2-3; Black, Henry 2-3; Barnes, Kalon 2-2; McVea, Jairon 2-2; Bernard, Terrel 1-3; Arnold, Grayland 3-0; Lockhart, James 1-2; Zouzoua, Niadre 1-1; Lynch, Blake 1-1; Lynch, James 1-1; Woods, J.T. 1-1; Houston, Jameson 1-1; Logan, Ashton 1-1; Taylor, Bralen 0-2; Brown, Zeke 1-0; Maxwell, Cole 1-0; Ogbonnya, Chidi 1-0; Williams, Will 1-0; Roy, Bravion 1-0; Jackson, Bryson 0-1; Milton, Mark 0-1; Jones, Matt 0-1.

2019 GAME RECAPS

OVERALL: 10-1 (HOME 6-1, ROAD 4-0, NEUTRAL 0-0) | BIG 12 CONFERENCE: 7-1 (HOME 4-1, ROAD 3-0, NEUTRAL 0-0)

BAYLOR 21, RICE 13

RICE STADIUM • HOUSTON, TEXAS

SEPT. 21, 2019 • ATTENDANCE: 20,198

Baylor was happy to escape with a win against Rice on Saturday night. The Bears might have been even happier with the wakeup call they received. Charlie Brewer threw for 303 yards and a touchdown, Denzel Mims caught six passes for 102 yards and Baylor held on to beat Rice 21-13.

Brewer threw a 50-yard touchdown pass to Chris Platt with five minutes left in the second quarter, and ran for a 25-yard touchdown with 15 seconds left in the first half as the Bears (3-0) built a 21-3 halftime lead. Brewer finished 20 of 27 and rushed 12 times for 58 yards.

Platt finished with 85 yards with the touchdown on five catches. Josh Fleeks put Baylor on the board with three minutes left in the first quarter. Baylor outgained Rice 427-242.

Wiley Green finished 13-of-23 passing for 128 yards in his return after missing last week with a neck injury. Tom Stewart was 5 of 8 for 50 yards and rushed for a 21-yard touchdown with 8:42 left in the fourth quarter to pull Rice within eight. Brad Rozner caught seven passes for 100 yards for the Owls (0-4).

The Owls had the ball and a chance to tie with three minutes left in the game, but two sacks ended the drive.

The Bears iced the game with a 13-yard pass from Brewer to Mims with a minute left for a first down.

POSTGAME NOTES

- The Bears have won five straight games for the first time since opening the 2016 season 6-0.
- With Fleeks' TD run, 13 different Bears have accounted for a touchdown this season.
- The Bears' 86-yard TD drive to open up scoring in the game is Baylor's longest since a 10-play, 88-yd TD drive in last year's Texas Bowl.
- WR Denzel Mims finished with 102 receiving yards on six catches, giving the Bears a 100-yard performer in 18-of-28 games under head coach Matt Rhule, including five consecutive games through the victory over Rice. There have been 26 total 100-yard performances under Rhule.
- Josh Fleeks rushed for his second-career rushing TD (3rd career TD), his first of the 2019 campaign, a 6-yd run to open up scoring in the first quarter.
- WR Chris Platt hauled in a 50-yd TD reception in the second quarter, his longest pass reception since a 79-yarder (TD) at Duke in 2017. The TD is the 6th career reception of 50+ yards for Platt.
- The 50-yd TD pass from QB Charlie Brewer to WR Chris Platt is the 9th completion of 50 or more yards of Brewer's career.
- QB Charlie Brewer finished with 303 yards passing, his 8th game in 19 starts with 300+ yards passing. He remains in fourth on the all-time Baylor list and is one away from tying Nick Florence for third with 9 games.
- DT James Lynch finished with a career-high 2 sacks, giving him 11.5 career sacks.
- DE James Lockhart collected his first career fumble recovery to end a sequence of three plays where he recorded a pass break up, a tackle for loss and a fumble recovery.
- DE James Lockhart collected his first sack of the season, second of his career. He finished with 4 tackles (tied career high), 1.0 sack, 2.0 TFL, 2 QB hurry, 1 pass break up and 1 fumble recovery.

SCORING SUMMARY

BAYLOR	7	14	0	0	--	21
RICE	0	3	3	7	--	13

1st 03:12	BU	Fleeks, Josh 6 yd run (Mayers,John kick)
2nd 08:09	RICE	Harrison, Will 28 yd field goal
05:02	BU	Platt, Chris 50 yd pass from Brewer, Charlie (Mayers, John kick)
00:15	BU	Brewer, Charlie 25 yd run (Mayers, John kick)
3rd 03:50	RICE	Harrison, Will 24 yd field goal
4th 08:42	BU	STEWART, Tom 21 yd run (Harrison, Will kick)

STATISTICS

TEAM STATS	BU	RICE
FIRST DOWNS	20	17
RUSHES-YARDS (NET)	35-124	35-64
PASSING YDS (NET)	303	178
Passes Att-Comp-Int	28-20-0	31-18-0
TOTAL OFFENSE PLAYS-YARDS	63-427	66-242
Fumble Returns-Yards	0-0	0-0
Punt Returns-Yards	0-0	0-0
Kickoff Returns-Yards	3-45	2-41
Interception Returns-Yards	0-0	0-0
Punts (Number-Avg)	3-107	4-183
Fumbles-Lost	3-2	2-1
Penalties-Yards	6-60	1-5
Possession Time	27:45	32:15
Third-Down Conversions	7 of 12	8 of 18
Fourth-Down Conversions	0 of 1	1 of 2
Red-Zone Scores-Chances	1-2	2-3
Sacks By: Number-Yards	3-16	2-8

INDIVIDUAL STATISTICS

RUSHING: Baylor - Brewer, Charlie 12-58; Hasty, JaMycal 7-39; Ebner, Trestan 7-10; Lovett, John 5-9; Fleeks, Josh 2-5; Platt, Chris 1-5; Team 1- -2. Rice - Booker, Charlie 12-29; Green, Wiley 4-18; Walter, Aston 14-11; Stewart, Tom 4-5; Montgomery, C. 1-1.

PASSING: Baylor - Brewer, Charlie 20-27-0-303; Atkinson, Jared 0-1-0-0. Rice - Green, Wiley 13-23-0-128; Stewart, Tom 5-8-0-50.

RECEIVING: Baylor - Mims, Denzel 6-102-0; Platt, Chris 5-85-1; Thornton, Tyquan 3-70-0; Sneed, R.J. 3-24-0; Henle, Christoph 1-11-0; Hasty, JaMycal 1-6-0; Ebner, Trestan 1-5-0. Rice - Rozner, Brad 7-100-0; Myers, Jordan 3-13-0; Trammell, A. 2-27-0; Pitre III, A. 2-16-0; Walter, Aston 2-14-0; Bradley, Jack 1-8-0; Montgomery, C. 1-0-0.

INTERCEPTIONS: Baylor - none. Rice - none.

FUMBLES: Baylor - Lovett, John 1-1; Brewer, Charlie 1-1. Rice - Montgomery, C. 1-1; Rozner, Brad 1-0.

SACKS: Baylor - Lockhart, James 1.0-1; Lynch, James 2.0-15. Rice - Chamberlain, T. 0.5-1; Ekpe, Anthony 0.5-1.

TACKLES (UA-A): Baylor - Johnston, Clay 7-6; Roy, Bravion 4-1; Miller, Chris 3-2; Bernard, Terrel 3-2; Texada, Raleigh 4-0; Lockhart, James 3-1; Lynch, Blake 2-2; Houston, Jameson 2-2; Arnold, Grayland 2-2; Williams, Jordan 2-1; Morgan, C. 1-2; Lynch, James 2-0; McVea, Jairon 1-1; Black, Henry 0-2; Barnes, Kalon 1-0; Ogbonnaya, Chidi 1-0; Woods, J.T. 0-1; Smith, Abram 0-1. Rice - Alldredge, B. 6-2; Smith, Naeem 4-3; Montero, A. 3-4; Chamberlain, T. 2-4; Bird, Andrew 3-1; Enechukwu, I. 1-2; Garcia, Elijah 1-2; Hubbard, J. 2-0; Ekpe, Anthony 1-1; Adams, Myles 1-1; Ellerbe, N. 1-1; Richardson, I. 1-1; Nyakwol, George 0-2; Myers, Jordan 1-0; Calderon, Prudy 1-0; White, Jason 1-0; Thornton, Tyrae 1-0; Carroll, D. 1-0; Doddridge, J. 0-1; Newsome, D. 0-1; Page, Kebreyun 0-1; Floyd, Izeya 0-1; Orji, Kenneth 0-0.

BAYLOR 23, IOWA STATE 21

MCLANE STADIUM • WACO, TEXAS

SEPT. 28, 2019 • ATTENDANCE: 42,359

Baylor coach Matt Rhule passed on a field goal try early in Iowa State's huge fourth-quarter comeback because redshirt freshman John Mayers badly missed a kick in the first half.

After the Bears had blown the rest of their 20-point lead, Rhule faced another decision from the same distance as the early miss -- 38 yards -- only this time it was into the wind, with less than half a minute remaining, and his team down one.

The kid got another chance.

Mayers slipped the 38-yarder just inside the right upright with 21 seconds left for the first field goal of his career, lifting Baylor to a 23-21 victory over Iowa State on a steamy Saturday after the Bears blew their big lead and were behind for the first time this season.

Charlie Brewer answered the last of three fourth-quarter TD drives engineered by Brock Purdy, taking the Bears 54 yards in 14 plays. Among the three third-down conversions was a 10-yard run by Brewer on third-and-9 and completions of 15 and 13 yards to Tyquan Thornton.

After an Iowa State timeout, Mayers touched off a wild celebration as the Bears (4-0, 1-0 Big 12) extended their best start in three years under Rhule and won their sixth straight game going back to last season. It's the longest active winning streak in the Big 12.

POSTGAME NOTES

- The last time Iowa State was held scoreless through three-straight quarters was on Sept. 8, 2018 at Iowa, when they were shutout through the final three quarters.
- WR Denzel Mims finished with 106 receiving yards on 6 catches and WR Tyquan Thornton finished with 141 receiving yards on 11 catches, giving the Bears at least one 100-yard performer in 19-of-29 games under head coach Matt Rhule, including six consecutive games through the victory over Iowa State. There have been 28 total 100-yard performances under Rhule.
- The Bears have had two 100-yard performers in nine games under Rhule.
- The Bears are 10-1 when an individual records a 100-yard performance.
- QB Charlie Brewer ties his career high with three TD passes, the sixth time in his career he has done so.
- WR Tyquan Thornton has a career-best 141 receiving yards, the first 100+ receiving yard performances of his career. His 11 receptions were also a career high and rank tied for 15th-most in a single game in school history.
- WR Denzel Mims finished with 106 yards, his 3rd 100+ receiving yard performance this year (last three-straight games), 10th of his career.
- LB Clay Johnston finished with 13 tackles, his 9th career double-digit tackle game and second straight. He had 11 tackles in the first half alone.
- QB Charlie Brewer finished with 307 yards passing, his 9th game in 20 starts with 300+ yards passing. He is now tied for third with Nick Florence on the all-time Baylor list with 9 games of 300+ yards passing.

SCORING SUMMARY

IOWA STATE	0	0	0	21	--	21
BAYLOR	0	7	13	3	--	23

2nd 00:58	BU	Mims,Denzel 9 yd pass from Brewer,Charlie (Mayers,John kick)
3rd 10:00	BU	Mims,Denzel 24 yd pass from Brewer,Charlie (TEAM rush fumbld)
01:26	BU	Thornton,Tyquan 35 yd pass from Brewer,Charlie (Mayers,John kick)
4th 14:34	ISU	Lang, Johnnie 3 yd run (Assalley, C. kick)
07:24	ISU	Lang, Johnnie 12 yd pass from Purdy, Brock (Assalley, C. kick)
03:45	ISU	Kolar, Charlie 20 yd pass from Purdy, Brock (Assalley, C. kick)
00:21	BU	Mayers,John 38 yd field goal

STATISTICS

TEAM STATS	ISU	BU
FIRST DOWNS	23	24
RUSHES-YARDS (NET)	28-63	34-104
PASSING YDS (NET)	342	307
Passes Att-Comp-Int	45-27-1	45-26-0
TOTAL OFFENSE PLAYS-YARDS	73-405	79-411
Fumble Returns-Yards	0-0	0-0
Punt Returns-Yards	1-9	2-3
Kickoff Returns-Yards	1-23	1-25
Interception Returns-Yards	0-0	1-0
Punts (Number-Avg)	5-39.4	3-43.5
Fumbles-Lost	1-1	1-0
Penalties-Yards	2-25	7-75
Possession Time	29:43	30:17
Third-Down Conversions	7 of 15	6 of 17
Fourth-Down Conversions	0 of 1	2 of 3
Red-Zone Scores-Chances	3-3	2-4
Sacks By: Number-Yards	3-16	3-25

INDIVIDUAL STATISTICS

RUSHING: ISU - Lang, Johnnie 6-35; Nwangwu, Kene 3-13; Croney, Sheldon 6-12; Purdy, Brock 13-3. BU - Lovett, John 12-52; Brewer, Charlie 13-29; Ebner, Trestan 4-16; Hasty, JaMycal 3-10; Bohannon, Gerry 1- -1.

PASSING: ISU - Purdy, Brock 27-45-2-342; BU - Brewer, Charlie 26-45-3-307

RECEIVING: ISU - Jones, D. - 7-7-0; Kolar, Charlie 5-727-1; Milton, Tanique 3-40-0; Allen, Chase 2-37-0; Wilson, Darren 2-36-0; Shaw, Sean 1-33-0; Croney, Sheldon 5-21-0; Pettway, J. 1-14-0; Lang, Johnnie 1-12-1. BU - Tyquan, Thornton 11-141-1; Mims, Denzel 6-106-2; Sneed, R.J. 4-30-0; Hasty, JaMycal 3-14-0; Atkinson, Jared 1-9-0; Platt, Chris 1-7-0.

INTERCEPTIONS: ISU - None. BU - Williams, Jordan 1-0.

FUMBLES: ISU - Purdy, Brock 1-1. BU - Brewer, Charlie 1-0.

SACKS: ISU - Vance, O'Rien 2.0-10; Spears, Marcel 1.0-6. BU - Johnston, Clay 1.0-5; Williams, Jordan 0.5-5; Roy, Bravion 0.5-5; Lockhart, James 1.0-10.

TACKLES (UA-A): ISU - Vance, O'Rien 6-3; White, Lawrence 4-2; Spears, Marcel 2-4; Johnson, An. 4-1; Hummel, Jake 4-1; Eisworth, Greg 3-1; Lewis, Braxton 3-1; Rose, Mike 2-2; Azunna, Arnold 2-0; Lima, Ray 1-1; Young, Datrone 1-1; Bickham, Justin 1-1; Kolar, Charlie 1-0; Akers, Landon 1-0; Uwazurike, E. 1-0; Grant, Jatairis 1-0; Petersen, Zach 1-0; Wirtel, Steve 1-0; Miller, D.J. 0-1; Johnson, Jamahl 0-1. BU - Johnston, Clay 7-6; Bernard, Terrel 2-4; Williams, Jordan 2-4; Miller, Chris 5-0; Texada, Raleigh 4-1; Black, Henry 3-0; Arnold, Grayland 2-1; Lynch, Blake 2-1; Roy, Bravion 1-2; Lockhart, James 2-0; Lynch, James 2-0; Woods, J.T. 2-0; Houston, Jameson 1-1; Pitre, Jalen 1-1; Hasty, JaMycal 1-0; Barnes, Kalon 0-1; Maticic, Ross 0-1; Milton, Mark 0-1.

2019 GAME RECAPS

OVERALL: 10-1 (HOME 6-1, ROAD 4-0, NEUTRAL 0-0) | BIG 12 CONFERENCE: 7-1 (HOME 4-1, ROAD 3-0, NEUTRAL 0-0)

BAYLOR 31, K-STATE 12

BILL SNYDER FAMILY STADIUM • MANHATTAN, KANSAS

OCT. 5, 2019 • ATTENDANCE: 50,448

Baylor didn't win a conference road game last season, but had success in its first attempt this season on Saturday, beating Kansas State 31-12 to remain undefeated.

Charlie Brewer led the Bears with 230 yards passing and a touchdown as Baylor got their first conference road win since beating Kansas in 2017.

Baylor (5-0, 2-0 Big 12) had 426 yards of offense with only 23 minutes of possession against the Wildcats (3-2, 0-2), who have scored only two touchdowns in their last two games.

It was only the third conference road win for Baylor since 2016, and just the second for Rhule with the Bears.

John Lovett had a pair of touchdown runs and Gerry Bohanon added another scoring run for Baylor. Tyquan Thornton had 92 yards receiving with a touchdown. Denzel Mims hauled in 83 yards on five catches and JaMycal Hasty had 87 yards rushing.

Skyler Thompson was 22-of-34 passing for 218 yards for Kansas State. James Gilbert led the Wildcats in rushing with 94 yards.

The Bears had 15 tackles for loss, which is the most for the Bears since the season opener in 2016. Baylor had six sacks and made it tough for Thompson to feel comfortable in the pocket.

POSTGAME NOTES

- The Bears' first touchdown drive of 98 yards is the longest touchdown drive since a 99-yard TD drive in the 2016 Cactus Bowl.
- On the 98-yard drive, WR Tyquan Thornton hauled in 67 of those 98 yards on three receptions (11 yds, 27 yds, 29 yds).
- With two takeaways in the game, the Bears have now had 10 in seven games and only six in the previous 14 games.
- Through five games the Bears have held opponents to just 13 total first half points.
- Through five games the Bears have held opponents to just 26 points through the first three quarters.
- DL James Lynch forces a fumble, the first of his career. The fumble was recovered by S JT Woods, his second fumble recovery of the season.
- S Grayland Arnold hauled in his first interception of the year, second of his career. He also collected his first career sack.
- DL James Lynch finished with a career-high 3 sacks, now has 14.5 career sacks, good for 5th- most in BU history.
- DL James Lynch also finished with a career-best 4 TFLs.
- OL Casey Phillips made his first career start.
- S JT Woods made his first career start.

SCORING SUMMARY

BAYLOR	0	10	7	14	--	31
K-STATE	3	0	3	6	--	12

1st 02:11	KS	Lynch, Blake 31 yd field goal
2nd 14:27	BU	Mayers, John 36 yd field goal
06:38	BU	Thornton, Tyquan 29 yd pass from Brewer, Charlie (Mayers, John kick)
3rd 11:27	BU	Lovett, John 13 yd run (Mayers, John kick)
00:21	KS	Lynch, Blake 29 yd field goal
4th 10:34	BU	Bohanon, Gerry 4 yd run (Mayers, John kick)
06:24	KS	Schoen, Dalton 5 yd pass from Thompson, S. (Thompson, S. rush fumble)
05:37	BU	Lovett, John 46 yd run (Mayers, John kick)

STATISTICS

TEAM STATS	BU	KS
FIRST DOWNS	18	21
RUSHES-YARDS (NET)	31-158	40-123
PASSING YDS (NET)	268	218
Passes Att-Comp-Int	24-15-0	34-22-1
TOTAL OFFENSE PLAYS-YARDS	55-426	74-341
Fumble Returns-Yards	0-0	0-0
Punt Returns-Yards	0-0	0-0
Kickoff Returns-Yards	1-21	4-74
Interception Returns-Yards	1-17	0-0
Punts (Number-Avg)	6-32.0	6-40.8
Fumbles-Lost	1-0	3-1
Penalties-Yards	7-52	5-35
Possession Time	23:15	36:45
Third-Down Conversions	2 of 9	6 of 17
Fourth-Down Conversions	0 of 0	1 of 2
Red-Zone Scores-Chances	3-3	3-3
Sacks By: Number-Yards	6-24	1-17

INDIVIDUAL STATISTICS

RUSHING: Baylor - Hasty, JaMycal 8-87; Lovett, John 7-74; Ebner, Trestan 9-16; Platt, Chris 1-2; Bohanon, Gerry 3-1; Brewer, Charlie 3--22. K-State - Gilbert, James 18-94; Ervin, Joe 5-21; Thompson, S. 11-6; Trotter, Harry 5-5; Youngblood, J. 1--3.

PASSING: Baylor - Brewer, Charlie 14-23-0-230; Bohanon, Gerry 1-1-0-38. K-State - Thompson, S. 22-34-1-218.

RECEIVING: Baylor - Mims, Denzel 5-83-0; Thornton, Tyquan 4-92-1; Sneed, R.J. 2-52-0; Ebner, Trestan 2-24-0; Platt, Chris 1-12-0; Hasty, JaMycal 1-5-0. K-State - Brooks, Phillip 7-69-0; Schoen, Dalton 6-69-1; Gilbert, James 2-21-0; Lenners, Nick 2-20-0; Youngblood, J. 2-15-0; Wheeler, Samuel 1-13-0; Weber, Landry 1-6-0; Knowles, Malik 1-5-0.

INTERCEPTIONS: Baylor - Arnold, Grayland 1-17. K-State - none.

FUMBLES: Baylor - Bohanon, Gerry 1-0. K-State - Gilbert, James 2-0; Thompson, S. 1-1.

SACKS: Baylor - Roy, Bravivon 1-0-5; Woods, J.T. 0-5-3; Lynch, James 3-0-11; Arnold, Grayland 1-0-3; Lockhart, James 0-5-2. K-State - Massie, Bronson 1-0-17.

TACKLES (UA-A): Baylor - Johnston, Clay 8-3; Lynch, Blake 5-2; Texada, Raleigh 5-1; Pitre, Jalen 4-1; Roy, Bravivon 4-1; Woods, J.T. 4-1; Lynch, James 3-2; Bernard, Terrel 2-3; McVea, Jairo 2-2; Miller, Chris 3-0; Williams, Jordan 2-0; Hall, Gabe 1-1; Zouzoua, Niadre 1-0; Houston, Jameson 1-0; Barnes, Kalon 1-0; Smith, Abram 1-0; Sedwick, Jay 1-0; Arnold, Grayland 1-0; Black, Henry 1-0; Lockhart, James 0-1. K-State - Parker, A.J. 6-2; Jones, Wayne 3-2; Neil Jr., W. 4-0; McPherson, J. 3-0; Mittie, Jordan 2-1; Patton, DaQuan 2-1; Dishon, Trey 1-2; Sullivan, E. 1-2; Green, Daniel 2-0; Massie, Bronson 2-0; Alexander, J. 1-1; Monty, Brock 1-0; Davies, Joe 1-0; Goolsby, Denzel 1-0; Hubert, Wyatt 1-0; Wiley, Drew 0-1.

BAYLOR 33, TEXAS TECH 30 (2OT)

MCLANE STADIUM • WACO, TEXAS

OCT. 12, 2019 • ATTENDANCE: 47,264

Baker drove the Bears 97 yards to the tying kick in the final two minutes to keep the Big 12's longest current winning streak alive. Charlie Brewer found a way to get Baylor another victory in its first game as a ranked team under coach Matt Rhule.

Brewer drove the Bears 97 yards to the tying kick on the final play of regulation, JaMycal Hasty ran for the winning score in the second overtime and No. 22 Baylor joined Oklahoma atop the Big 12 with a 33-30 victory over Texas Tech on Saturday.

Brewer was 24-of-37 passing for 352 yards, but threw his first three interceptions of the season. He ran for three touchdowns, including a 1-yarder in the first overtime. The Bears have won eight straight games going back to last season.

Hasty's run came after Trey Wolff's 35-yard field goal for Texas Tech opened the second extra period, leaving the Bears (6-0, 3-0 Big 12) tied with the sixth-ranked Sooners. They are the only two teams to win each of their first three Big 12 games.

Texas Tech (3-3, 1-2), playing its third consecutive Top 25 opponent, got to the second overtime when T.J. Vasher made a diving 2-yard catch on a nice lob throw by Jett Duffey for his only TD pass.

Duffey finished 31 of 42 for 362 yards and two interceptions. R.J. Turner had seven catches for 138 yards.

POSTGAME NOTES

- The sellout crowd of 47,264 is the 6th biggest crowd in McLane history, 19th biggest crowd in Baylor history, regardless of stadium.
- The Bears have won eight straight games (dating back to 2018 season), tying for the fifth-longest winning streak in program history (longest since 9/4-11/5 2015)
- With the victory, the Bears are now bowl eligible for the ninth time in 10 seasons.
- Bears have forced a punt on all 6 opponent first possessions this year.
- The Bears are averaging 217.3 rushing yards per game in 10 games since the start of 2018 at home. The Bears are 8-2 in those games.
- The Bears are 11-3 when creating three or more turnovers in a game.
- QB Charlie Brewer had a career-best three rushing TD performance, giving him 5 on the season and 12 for his career. His 12 rushing TDs are good for seventh-most in program history.
- QB Charlie Brewer is the first Baylor QB to rush for 3 TDs in a game since Bryce Petty in the Jan. 1, 2014 Fiesta Bowl vs. UCF.
- DL James Lynch with a huge pass breakup on fourth down to give the ball back to the Bears, his second of the season.
- DL James Lynch has 8.5 sacks on the season, putting him tied for 4th on the single-season list with Charles Benson (1982).
- DL James Lynch has 17 career sacks, good for second place on the Baylor career list and half a sack away from tying the program record.

SCORING SUMMARY

TEXAS TECH	3	3	7	7	10	--	30
BAYLOR	0	3	14	3	13	--	33

1st 00:00	TTU	Wolff, Trey 40 yd field goal
2nd 10:08	BU	Mayers, John 37 yd field goal
00:09	TTU	Wolff, Trey 25 yd field goal
3rd 13:03	BU	Brewer, Charlie 4 yd run (Mayers, John kick)
11:05	TTU	Thompson, SaRodoric 4 yd run (Wolff, Trey kick)
08:05	BU	Brewer, Charlie 1 yd run (Mayers, John kick)
4th 01:37	TTU	Thompson, SaRodoric 30 yd run (Wolff, Trey kick)
00:00	BU	Mayers, John 19 yd field goal
OT 15:00	BU	Brewer, Charlie 1 yd run (Mayers, John kick)
15:00	TTU	Vasher, T.J. 2 yd pass from Duffey, Jett (Wolff, Trey kick)
15:00	TTU	Wolff, Trey 35 yd field goal
15:00	BU	Hasty, JaMycal 5 yd run

STATISTICS

TEAM STATS	TTU	BU
FIRST DOWNS	126	27
RUSHES-YARDS (NET)	43-148	38-173
PASSING YDS (NET)	362	352
Passes Att-Comp-Int	42-31-2	38-24-3
TOTAL OFFENSE PLAYS-YARDS	85-510	76-525
Fumble Returns-Yards	0-0	0-0
Punt Returns-Yards	0-0	1-12
Kickoff Returns-Yards	4-63	4-111
Interception Returns-Yards	3-23	2-24
Punts (Number-Avg)	4-44.5	5-32.8
Fumbles-Lost	2-1	1-0
Penalties-Yards	8-67	10-83
Possession Time	31:00	29:00
Third-Down Conversions	8 of 18	4 of 11
Fourth-Down Conversions	1 of 2	0 of 0
Red-Zone Scores-Chances	5-6	6-7
Sacks By: Number-Yards	2-10	5-26

INDIVIDUAL STATISTICS

RUSHING: TTU - Thompson, SaRodoric 28-153; Shyne, Armand 1--1; Rigdon, Dalton 2--1; Duffey, Jett 12--3. Baylor - Lovett, John 17-77; Brewer, Charlie 15-55; Hasty, JaMycal 5-37; Bohanon, Gerry 1-4.

PASSING: TTU - Duffey, Jett 31-42-2-362. Baylor - Brewer, Charlie 24-37-3-352; Bohanon, Gerry 0-1-0-0.

RECEIVING: TTU - Turner, R.J. 7-138-0; Vasher, T.J. 6-46-1; Thompson, SaRodoric 5-24-0; Ezukanma, Erik 4-63-0; Thompson, Donta 2-24-0; Carter, KaSean 2-19-0; Mannix, McLane 2-19-0; Koontz, Travis 1-13-0; Shyne, Armand 1-9-0; Royals, Myler 1-7-0. Baylor - Sneed, R.J. 6-84-0; Thornton, Tyquan 4-83-0; Hasty, JaMycal 4-38-0; Platt, Chris 4-29-0; Mims, Denzel 3-65-0; Ebner, Trestan 2-47-0; Fleeks, Josh 1-6-0.

INTERCEPTIONS: TTU - Coleman, Douglas 1-0; Ingram, JaMarcus 1-0; Rambo, Evan 1-23. Baylor - Johnston, Clay 1-8; Williams, Jordan 1-16.

FUMBLES: TTU - Taylor, Dadrion 1-0; Thompson, SaRodoric 1-1. Baylor - Platt, Chris 1-0.

SACKS: TTU - Washington, B. 1-0-2; Howard, Eli 1-0-8. Baylor - Lynch, Blake 0-5-1; Bernard, Terrel 0-5-3; Lynch, James 2-5-17; Lockhart, James 1-0-4; Zouzoua, Niadre 0-5-1.

TACKLES (UA-A): TTU - Coleman, Douglas 6-2; Brooks, Jordyn 4-4; Fields, DaMarcus 5-2; Jeffers, Riko 4-2; Frye, Adri- an 5-0; Washington, B. 3-2; McPhearson, Zeke 3-2; Benson, Xavier 2-3; Bradford, Tony 2-0; Howard, Eli 2-0; Vasher, T.J. 2-0; Hutchings, Jaylon 1-1; Taylor, Dadrion 1-0; Thompson, Donta 1-0; McCann, Nick 1-0; Stringer, Brayden 1-0; Gonzalez, Simon 1-0; Gilmore, Lonzell 1-0-; Ingram, JaMarcus 1-0; Hogan, Alex 1-0; Royals, Myler 0-1; Rambo, Evan 0-1; Mbanason, Nelson 0-0. Baylor - Johnston, Clay 8-2; Williams, Jordan 5-4; Texada, Raleigh 7-0; Lynch, Blake 4-3; Houston, Jameson 3-4; Black Henry 5-4; Bernard, Terrel 4-2; Woods, J.T. 3-1; Lynch, James 2-2; Miller, Chris 1-3; Pitre, Jalen 2-1; Roy, Bravivon 1-2; McVea, Jairo 2-0; Lockhart, James 2-0; Barnes, Kalon 2-0; Arnold, Grayland 1-1; Slinker, Trystan 1-0; Smith, Abram 1-0; Platt, Chris 1-0; Zouzoua, Niadre 0-1. Hall, Gabe 0-1.

2019 GAME RECAPS

OVERALL: 10-1 (HOME 6-1, ROAD 4-0, NEUTRAL 0-0) | BIG 12 CONFERENCE: 7-1 (HOME 4-1, ROAD 3-0, NEUTRAL 0-0)

BAYLOR 45, OKLAHOMA STATE 27

BOONE PICKENS STADIUM • STILLWATER, OKLA.

OCT. 19, 2019 • ATTENDANCE: 55,060

Some questioned whether No. 18 Baylor should have been a four-point underdog at Oklahoma State on Saturday. For three quarters, it looked as if the oddsmakers might be right.

Oklahoma State led at halftime, in the third quarter and again in the fourth, but Baylor responded with 21 straight points in the final 10 minutes to beat the Cowboys 45-27.

Charlie Brewer completed 13 of 17 passes for 312 yards and a touchdown and ran for another score as Baylor (7-0, 4-0 Big 12) extended its winning streak to nine games, the third-longest in program history.

JaMycal Hasty rushed for 139 yards and two touchdowns on 15 carries and had 66 yards on three receptions for Baylor. Josh Fleeks added three receptions for 126 yards and a touchdown, and the Bears had 536 yards of total offense.

Chuba Hubbard, the nation's leading rusher, ran for 171 yards and two touchdowns on 32 carries for Oklahoma State (4-3, 1-3 Big 12). Spencer Sanders threw for 157 yards and a touchdown on 18-of-32 passing, along with one interception and two costly fumbles in the fourth quarter.

After Hubbard's backup, L.D. Brown, scored on a 68-yard touchdown run 2:05 into the fourth quarter, Oklahoma State led 27-24. Baylor answered, starting with Brewer's 2-yard run that made it 31-27 with 9:04 remaining.

POSTGAME NOTES

- Bears have forced a punt on all 7 opponent first possessions this year.
- The Bears now have 6 wins when trailing at any point in the 4th quarter, the most wins in FBS since 2018.
- The Bears finished with 536 total yards, the most in a Big 12 game this season and second most on the year behind 546 yards vs. UTSA.
- The Baylor defense allowed a TD to the Cowboys in the first quarter, the first time they have allowed a TD in the first quarter since the SFA game.
- With Fleeks' 100+ yard performance and Hasty's 100 yard rushing performance, the Bears have had at least one 100-yd performer in 20-of-32 games under Rhule, including seven of the last nine. Overall, there have been 30 total 100-yd performances under Rhule. Since the start of 2018, the Bears are 11-1 when an individual records a 100-yard performance. The Bears have had two 100-yard performers in 10 games under Rhule.
- The Bears had their first fumble return TD since Xavier Howard went 30 yards at Kansas in 2015.
- The Bears overcame their biggest deficit of the season, 10 points in the victory.

SCORING SUMMARY

BAYLOR	7	3	14	21	--	45
OKLAHOMA STATE	6	7	7	7	--	27

1st 12:06	BU	Lovett, John 25 yd run (Mayers, John kick)
06:37	OSU	McCray, Jordan 5 yd pass from Sanders, Spencer (Ammendola, Matt kick blocked)
2nd 04:15	OSU	Hubbard, Chuba 2 yd run (Ammendola, Matt kick)
01:32	BU	Mayers, John 28 yd field goal
3rd 09:35	OSU	Hubbard, Chuba 3 yd run (Ammendola, Matt kick)
08:42	BU	Hasty, JaMycal 5 yd run (Mayers, John kick)
02:36	BU	Fleeks, Josh 64 yd pass from Brewer, Charlie (Mayers, John kick)
4th 12:55	OSU	Brown, LD 68 yd run (Ammendola, Matt kick)
09:04	BU	Brewer, Charlie 2 yd run (Mayers, John kick)
08:00	BU	Bernard, Terrel 20 yd fumble recovery (Mayers, John kick)
05:13	BU	Hasty, JaMycal 73 yd run (Mayers, John kick)

STATISTICS

TEAM STATS	BU	OSU
FIRST DOWNS	18	27
RUSHES-YARDS (NET)	37-224	50-281
PASSING YDS (NET)	312	188
Passes Att-Comp-Int	17-13-0	36-22-1
TOTAL OFFENSE PLAYS-YARDS	54-536	86-469
Fumble Returns-Yards	1-20	0-0
Punt Returns-Yards	0-0	1-22
Kickoff Returns-Yards	1-16	4-69
Interception Returns-Yards	1-18	0-0
Punts (Number-Avg)	4-43.2	5-43.4
Fumbles-Lost	2-1	2-2
Penalties-Yards	7-66	8-92
Possession Time	28:12	31:48
Third-Down Conversions	3 of 9	6 of 17
Fourth-Down Conversions	0 of 1	2 of 3
Red-Zone Scores-Chances	3-3	3-4
Sacks By: Number-Yards	2-13	4-18

INDIVIDUAL STATISTICS

RUSHING: Baylor - Hasty, JaMycal 16-146; John Lovett 7-57; Brewer, Charlie 12-16; Fleeks, Josh 1-8; Platt, Chris 1-3. OSU - Hubbard, Chuba 32-171; Brown, LD 4-79; Sanders, Spencer 14-31.

PASSING: Baylor - Brewer, Charlie 13-17-0-312. OSU - Sanders, Spencer 18-32-1-157; Brown, Dru 3-3-0-11; Hutton, Tom 1-1-0-20.

RECEIVING: Baylor - Fleeks, Josh 3-126-1; Hasty, JaMycal 3-66-0; Thornton, Tyquan 2-96-0; Sneed, RJ 2-9-0; Mims, Denzel 1-16-0; Lovett, John 1-3-0; Platt, Chris 1-4-0. OSU - Wallace, Tylan 6-69-0; Woods, Jelani 5-32-0; Brown, LD 2-17-0; McCray, Jordan 2-14-1; Johnson, Braydon 2-13-0; Metcalfe, Dayton 1-20-0; Wolf, Landon 1-12-0; Jackson, Dezmon 1-9-0; Hubbard, Chuba 1-2-0; Carter, Logan 1-0-0.

INTERCEPTIONS: Baylor - Barnes, Kalon 1-18; OSU - None.

FUMBLES: Baylor - Brewer, Charlie 1-0; Hasty, JaMycal 1-1. OSU - Sanders, Spencer 2-2.

SACKS: Baylor - Roy, Bravvion 1-0-7; Ogbonnaya, Chidi 1-0-6. OSU - Murray, Cameron 1-0-1; Jernigan, Jayden 1-0-2; Harper, Devin 1-0-4; Scott, Mike 1-0-11.

TACKLES (UA-A): Baylor - Bernard, Terrel 5-4; Roy, Bravvion 4-3; Woods, J.T. 6-0; Black, Henry 5-1; Houston, Jameson 5-0; Williams, Jordan 4-1; Miller, Chris 4-0; Lynch, Blake 2-2; Texada, Raleigh 3-0; Slinker, Trystan 2-0; Pitre, Jalen 2-0; Morgan, Christian 2-0; Lockhart, James 2-0; Ogbonnaya, Chidi 2-0; McVea, Jairon 2-0; Lynch, James 1-1; Platt, Chris 1-0; Sneed, R.J. 1-0; Mims, Denzel 1-0; Atkinson, Jared 1-0; Jones, Marques 1-0; Barnes, Kalon 1-0; Brown, Zeki 1-0; Matiscock, Ross 0-1; Zouzoua, Niadre 0-1. OSU - Rodriguez, M. 5-1; Harvell-Peel 5-0; Ogbongbemiga, A. 5-0; Murray, Cameron 4-0; Sterling, Tre 2-2; Williams, R. 2-1; Jernigan, Jayden 2-0; Fofana, Amadou 2-0; Harper, Devin 2-0; Martin, Brock 1-0; Harper, Thomas 1-0; Balous, Bryce 1-0; Bernard, Jarrick 1-0; Scott, Mike 1-0; Henry, Kevin 1-0; Green, A.J. 1-0; Ford, Trace 1-0; Antwaine, Israel 1-0.

BAYLOR 17, WEST VIRGINIA 14

MCLANE STADIUM • WACO, TEXAS

OCT. 31, 2019 • ATTENDANCE: 46,379

No. 12 Baylor got quite defensive to remain undefeated.

While Charlie Brewer threw for 277 yards with two touchdowns, the defense blocked a late field goal try while allowing only one big play, and the Bears won a game when scoring less than 20 points for the first time since 2006.

John Mayers kicked a go-ahead 36-yard field goal with 10:19 left to break a 14-all tie, and Baylor won its 10th game in a row despite an often frustrating night on offense and special teams.

Two seasons after winning only one game, the Bears (8-0, 5-0 Big 12) are the league's only undefeated team -- and one of eight remaining among FBS teams.

West Virginia (3-5, 1-4) had eight quarterback sacks. With second-and-goal from the 1 late in the second quarter, Baylor was stuffed for no gain on three consecutive plays and had to settle for a 7-0 halftime lead.

Still, the Bears avoided what happened last Saturday, when while they had an open date the Big 12's other three ranked teams that did play lost. That included Oklahoma's loss at Kansas State that left Baylor alone atop the conference standings.

Casey Legg kicked the ball through the uprights on a 43-yard field goal attempt, but the Mountaineers were penalized for delay of game and had to try again. Nose tackle Bravvion Roy then blocked Legg's 48-yard attempt with 3 1/2 minutes left.

The Mountaineers had two big plays for their touchdowns. George Campbell had an 83-yard catch-and-run from Austin Kendall on the first play after a punt, and Winston Wright went 95 yards for the Mountaineers' first kickoff return for a touchdown in five years.

West Virginia finished with 219 total yards, 136 outside of that one big play.

POSTGAME NOTES

- Baylor is now 3-5 all-time against West Virginia and 3-3 against the Mountaineers in Waco. The Bears snapped a three-game losing streak against WVU with the victory.
- The win is the first for BU over West Virginia since 2015.
- The Bears have won 10 straight games (dating back to 2018 season), tying for the second-longest winning streak in program history (longest since 11/7/1936-10/30/1937)
- The Bears have started the season 8-0 for the first time since doing so in 2015.
- First Baylor win scoring fewer than 20 points since Sept. 30, 2006 - a 17-3 win over Kansas State.
- Bears snapped a 30-game losing streak when being held below 20 points.
- Bears have forced a punt on all 8 opponent first possessions this year.
- The Bears held West Virginia to 219 total yards, the fewest the Bears allowed to any opponent all season. Fewest yards of total offense allowed since allowing 217 vs. Kansas on Oct. 15, 2016.
- Baylor held WVU to 14 total yards rushing (11 coming in the 4th quarter), the most since holding Oklahoma State to 8 in Stillwater in 2015.
- Bravvion Roy's blocked field goal is the 5th blocked kick of the season, 9th block in the last 13 games and 14th in 33 games under Rhule.
- S Jameson Houston hauled in his first career interception.

SCORING SUMMARY

WEST VIRGINIA	0	0	14	0	--	14
BAYLOR	7	0	7	3	--	17

1st 00:06	BU	Sneed, R.J. 13 yd pass from Brewer, Charlie (Mayers, John kick)
3rd 06:42	WVU	Campbell, G. 83 yd pass from Kendall, Austin (Legg, Casey kick)
04:34	BU	Mims, Denzel 21 yd pass from Brewer, Charlie (Mayers, John kick)
04:22	WVU	Wright, Winston 95 yd kickoff return (Legg, Casey kick)
4th 10:19	BU	Mayers, John 36 yd field goal

STATISTICS

TEAM STATS	WVU	BU
FIRST DOWNS	12	26
RUSHES-YARDS (NET)	26-14	56-176
PASSING YDS (NET)	205	277
Passes Att-Comp-Int	39-20-1	26-20-0
TOTAL OFFENSE PLAYS-YARDS	65-219	82-453
Fumble Returns-Yards	0-0	0-0
Punt Returns-Yards	1-0	2-16
Kickoff Returns-Yards	4-142	1-12
Interception Returns-Yards	0-0	1-0
Punts (Number-Avg)	9-37.6	7-25.5
Fumbles-Lost	2-1	4-3
Penalties-Yards	11-89	7-60
Possession Time	23:34	36:26
Third-Down Conversions	3 of 17	5 of 14
Fourth-Down Conversions	3 of 3	0 of 1
Red-Zone Scores-Chances	0-1	2-3
Sacks By: Number-Yards	8-50	1-8

INDIVIDUAL STATISTICS

RUSHING: WVU - Brown, Leddie 9-27; Kendall, Austin 9-20; McKoy, Kennedy 5-19; Simmons, T.J. 1-4. Baylor - Hasty, JaMycal 14-77; Lovett, John 12-49; Brewer, Charlie 19-25; Ebner, Trestan 7-14; Bohanon, Gerry 2-13; Fleeks, Josh 1-3; Sneed, R.J. 1-5.

PASSING: WVU - Kendall, Austin 20-39-1-205. Baylor - Brewer, Charlie 20-26-0-277; Sneed, R.J. 0-0-0-0.

RECEIVING: WVU - Wright, Winston 4-31-0; Esdale, Isaiah 3-26-0; Brown, Leddie 3-24-0; Wheaton, Bryce 3-23-0; James, Sam 3-12-0; Jennings, Ali 3-6-0; Campbell, George 1-83-1. Baylor - Mims, Denzel 5-99-1; Thornton, Tyquan 5-86-0; Sneed, RJ 4-41-1; Atkinson, Jared 2-21-0; Fleeks, Josh 2-10-0; Ebner, Trestan 1-12-0; Lovett, John 1-8-0.

INTERCEPTIONS: WVU - 0-0. Baylor - Houston, Jameson 1-0.

FUMBLES: WVU - TEAM 2-1. Baylor - Sneed, RJ 2-2; Bohanon, Gerry 1-0.

SACKS: WVU - Stills, Darius 3.0-11; Mahone, Sean 1.0-8; Smith, Tykee 1.0-7; Tonkery, Dylan 1.0-9; Stills, Dante 2.0-15. Baylor - Bernard, Terrel 1.0-8.

TACKLES (UA-A): WVU - Guzman, Noah 7-4; Stills, Darius 8-2; Mahone, Sean 6-2; Martin, Kerry 5-3; Loe, Exree 4-3; Smith, Tykee 4-1; Campbell, Shea 2-3; Bailey, Hakeem 2-3; Tonkery, Dylan 3-1; Nonwood, Josh 3-0; Donahue, Reese 2-1; Bartlett, Jared 1-2; Stills, Dante 2-0; Bonamico, Dante 2-0; Long, Jake 2-0; Washington, Keith 2-0; Sunahara, Rex 1-0; Thrift, Brenon 0-1; Jones, Reuben 0-1; Pooler, Jeff 0-1. Baylor - Bernard, Terrel 4-6; Miller, Chris 4-2; Blake, Henry 5-0; Lynch, Blake 3-2; Williams, Jordan 2-3; Texada, Raleigh 2-0; McVea, Jairon 2-0; Roy, Bravvion 2-0; Woods, J.T. 2-0; Arnold, Grayland 1-1; Barnes, Kalon 1-1; Lynch, James 0-2; Franklin, TJ 1-0; Houston, Jameson 1-0; Jackson, Bryson 1-0; Ogbonnaya, Chidi 1-0; Morgan, Christian 0-1; Lockhart, James 0-1; Hasty, JaMycal 0-1.

2019 GAME RECAPS

OVERALL: 10-1 (HOME 6-1, ROAD 4-0, NEUTRAL 0-0) | BIG 12 CONFERENCE: 7-1 (HOME 4-1, ROAD 3-0, NEUTRAL 0-0)

BAYLOR 29, TCU 23 (3OT)

AMON G. CARTER STADIUM • FT. WORTH, TEXAS

NOV. 9, 2019 • ATTENDANCE: 45,870

No. 11 Baylor needed a 51-yard field goal in the closing minute of regulation just to keep playing. The Bears were then celebrating after the first overtime, thinking the game was over before a replay review gave TCU a touchdown on an incredible leaping catch.

The Bears finally had their 11th consecutive victory and remained undefeated when Grayland Arnold came down with a fourth-down interception in the end zone in the third overtime for a 29-23 win over TCU on Saturday.

Charlie Brewer ran for a 3-yard touchdown in the first overtime before throwing TD passes in the next two extra periods to Denzel Mims - a lunging and reaching grab for a 20-yard score on fourth down in the second overtime before a leaping 4-yarder that won it for the Bears (9-0, 6-0 Big 12, No. 12 CFP).

Arnold picked off Max Duggan's fourth-down pass in the end zone. That came six plays, and a face-mask penalty that put the ball at the 1, after Duggan's scramble and spinning move along the sideline on what was initially ruled a 20-yard touchdown before replay review showed he stepped out at the 3.

After Brewer's 3-yard TD run to start overtime, the Bears were already celebrating a victory when officials initially ruled that Te'Vaunance Hunt came down out of bounds on the fourth-down play. But the replay showed Hunt came down with his hand in bounds before the rest of his body fell outside the end zone, resulting in a 24-yard touchdown for TCU (4-5, 2-4).

Just to get to overtime, Baylor needed John Mayers' 51-yard field goal with 36 seconds left in regulation. The ball just cleared the crossbar to tie the game at 9-9.

POSTGAME NOTES

- S Grayland Arnold's interception is Baylor's first interception against TCU for Baylor since Xavier Howard had an interception in 2015 and the first takeaway against TCU since a Taylor Young fumble recovery in 2015.
- The last time the Bears had three picks in a game vs. TCU was in 2013 at TCU (Bears had 4 takeaways in that game). In the last two Bears' victories in Fort Worth they have had 3 interceptions in each contest.
- The Bears have 29 sacks through nine games in 2019 after totalling just 25 in 2018.
- S Grayland Arnold is the first BU player with multiple interceptions in a game since Ryan Reid had 2 vs. Kansas on Oct. 15, 2016 and the first under Rhule to have a multi-pick performance.
- K John Mayers connected on a 51-yard field goal to tie the game with 36 seconds left in regulation to tie the game at 9-9, a career-long for the redshirt freshman.
- K John Mayers' 51-yard field goal was the longest made FG by a Baylor player since Aaron James made a 51-yarder on Oct. 19, 2013 vs. Iowa State.
- LB Terrel Bernard tallied a career-high 13 tackles in the first half alone, finished with a career-high 19 tackles.
- LB Terrel Bernard finished with 19 tackles, the most by a Baylor player since Sam Holl had 21 in 2011 vs. Kansas and the most by any player under head coach Matt Rhule.

SCORING SUMMARY

BAYLOR	0	0	3	6	20	--	29
TCU	3	6	0	0	14	--	23
1st 12:34	TCU	Kell, Griffin	47 yd field goal				
2nd 00:29	TCU	Song, Jonathan	37 yd field goal				
00:00	TCU	Song, Jonathan	31 yd field goal				
3rd 09:58	BU	Mayers, John	36 yd field goal				
4th 14:34	BU	Mayers, John	24 yd field goal				
00:36	BU	Mayers, John	51 yd field goal				
OT1 15:00	BU	Brewer, Charlie	3 yd run (Mayers, John kick)				
OT1 15:00	TCU	Hunt, T.	24 yd pass from Duggan, Max (Song, Jonathan kick)				
OT2 15:00	TCU	Olonilua, Sewo	2 yd run (Song, Jonathan kick)				
OT2 15:00	BU	Mims, Denzel	20 yd pass from Brewer, Charlie (Mayers, John kick)				
OT3 15:00	BU	Mims, Denzel	4 yd pass from Brewer, Charlie (Brewer, Charlie pass failed)				

STATISTICS

TEAM STATS	BU	TCU
FIRST DOWNS	22	18
RUSHES-YARDS (NET)	33-99	49-168
PASSING YDS (NET)	195	140
Passes Att-Comp-Int	41-27-1	32-14-1
TOTAL OFFENSE PLAYS-YARDS	74-294	81-308
Fumble Returns-Yards	0-0	0-0
Punt Returns-Yards	1-4	0-0
Kickoff Returns-Yards	1-4	2-30
Interception Returns-Yards	3-20	1-12
Punts (Number-Avg)	5-36.8	6-41.3
Fumbles-Lost	2-1	0-0
Penalties-Yards	10-67	11-125
Possession Time	29:36	30:24
Third-Down Conversions	6 of 17	10 of 20
Fourth-Down Conversions	2 of 2	1 of 2
Red-Zone Scores-Chances	5-6	4-5
Sacks By: Number-Yards	3-20	3-21

INDIVIDUAL STATISTICS

RUSHING: Baylor - Brewer, Charlie 15-41; Lovett, John 8-37; Hasty, JaMycal 9-22; Ebner, Trestan 1-1. TCU - Olonilua, Sewo 19-79; Duggan, Max 14-46; Anderson, D. 12-31; Barber, Taye 1-5; Reagar, Jalen 2-4; Barlow, Darwin 1-3.

PASSING: Baylor - Brewer, Charlie 27-41-1-195. TCU - Duggan, Max 14-32-3-140

RECEIVING: Baylor - Mims, Denzel 6-57-2; Fleeks, Josh 6-42-0; Thornton, Tyquan 3-19-0; Platt, Chris 2-32-0; Sneed, R.J. 2-15-0; Hasty, JaMycal 2-13-0; Sims, Ben 2-5-0; Ebner, Trestan 2-0-0; Atkinson, Jared 1-9-0; Lovett, John 1-3-0. TCU - Wells, Pro 4-58-0; Olonilua, Sewo 4-30-0; Anderson, D. 2-1-0; Hunt, T. 1-24-1; Barber, Taye 1-14-0; Reagar, Jalen 1-8-0; Ware, Carter 1-7-0.

INTERCEPTIONS: Baylor - Bernard, Terrel 1-0-0; Arnold, Grayland 2-0. TCU - Van Zandt, L. 1-12.

FUMBLES: Baylor - Arnold, Grayland 1-0; Slinker, Tristan 1-1. TCU - none.

SACKS: Baylor - Bernard, Terrel 1.0-8; Lynch, Blake 1.5-8; Roy, Bravivon 0.5-8. TCU - Mathis, Ochaun 1.5-14; Cooper, Terrell 1.0-2; Bethley, Corey 0.5-5.

TACKLES (UA-A): Baylor - Bernard, Terrel 6-13; Lynch, Blake 8-3; Williams, Jordan 2-9; Lynch, James 1-5; Houston, Jameson 5-0; Roy, Bravivon 1-4; Woods, J.T. 1-4; Lockhart, James 1-4; Black, Henry 2-2; Texada, Raleigh 2-0; Zouzoua, Niadre 1-1; Arnold, Grayland 1-1; Barnes, Kalon 1-1; Rogers, Owen 1-0; Maticcik, Ross 1-0; Mims, Denzel 1-0; Ogbonnaya, Chidi 1-0; Franklin, TJ 0-1. TCU - Wilson, Ben 8-3; Wallow, Garret 7-4; Mathis, Ochaun 4-3; Moehring, Trevon 3-3; Washington, A. 4-0; Gladney, Jeff 4-0; Blacklock, Ross 3-1; Hod-Tomlinson 2-1; Bradford, Nook 1-2; Cooper, Terrell 1-2; Bethley, Corey 0-3; Stewart, K. 1-0; Workman, Parker 1-0; Van Zandt, L. 1-0; Reed, Keenan 0-1; White, Quazzel 0-1; Iwuagwu, Cordel 0-1; Ellison, Colt 0-1.

BAYLOR 31, OKLAHOMA 34

MCLANE STADIUM • WACO, TEXAS

NOV. 16, 2019 • ATTENDANCE: 50,223

Matt Rhule and his Baylor Bears almost certainly won't have to wait until next year for another shot at Oklahoma.

Give it about three weeks, when it seems inevitable that they will meet again in the Big 12 championship game. The No. 8 Sooners and No. 13 Bears, both 9-1 overall, are clearly the league's top two teams this season.

The incredible start that gave Baylor an early 25-point lead ended up setting up the biggest comeback ever for the Sooners. The four-time defending Big 12 champions still have hopes for another playoff appearance after the 34-31 victory on the banks of the Brazos River on Saturday night.

The Sooners trailed 28-3 early in the second quarter at Baylor and were down 31-10 at halftime.

Jalen Hurts overcame a career-worst three turnovers — two that led to Baylor touchdowns in the first half, and a third when the quarterback fumbled just before running across the goal line in the third quarter when Oklahoma was making its comeback.

Oklahoma's offense was on the field pretty much all of the second half. The Sooners tied the game at 31 with four consecutive drives after halftime that took at least 11 plays — three touchdowns and Hurts' fumble that was set up when the Sooners' defense forced its first turnover in six games. Baylor ran only seven plays in the same span.

Baylor had the ball for less than 6 minutes after halftime and had only 16 plays, the last when Charlie Brewer's pass was intercepted after the Bears got to the Oklahoma 40 in the final minute.

POSTGAME NOTES

- The Bears are 1-2 in games where ESPN College Gameday has been to Waco.
- BU defense has now allowed only 6 points on 10 opening drives this season - two FGs, 8 punts forced.
- Baylor's 14 first quarter points are the most 1st-quarter points scored in a Big 12 game since scoring 14 on Oct. 29, 2016 at Texas - that was 30 Big 12 games ago.
- For the 9th time in 10 games the BU defense did not allow a TD in the first quarter.
- The 31 points in the first half are the most scored by the Bears in a Big 12 game this season.
- QB Charlie Brewer finished with 2 rushing TDs on the day (2 yd rush in the first quarter and a 4 yd rush in the second quarter), giving him now 9 rushing TDs on the season and 16 for his career, giving him sole possession of fourth place on the career rushing TDs by a QB.
- WR Denzel Mims has his sixth career multi-TD performance, his fourth alone of the 2019 season.
- S Grayland Arnold hauled in his 4th interception of the season and fifth of his career. He has had 3 of those 5 INTs in the last 2 games.
- S Grayland Arnold now has more interceptions this season (4) than Baylor's entire defense had in 2017 (3).

SCORING SUMMARY

OKLAHOMA	3	7	7	17	--	34
BAYLOR	14	17	0	0	--	31
1st 09:25	OU	Brkic, Gabe	39 yd field goal			
05:26	BU	Brewer, Charlie	2 yd run (Mayers, John kick)			
01:51	BU	Mims, Denzel	30 yd pass from Brewer, Charlie (Mayers, John kick)			
2nd 14:56	BU	Brewer, Charlie	4 yd run (Mayers, John kick)			
11:02	BU	Mims, Denzel	9 yd pass from Brewer, Charlie (Mayers, John kick)			
05:06	OU	Stogner, Austin	5 yd pass from Hurts, Jalen (Brkic, Gabe kick)			
00:03	BU	Mayers, John	28 yd field goal			
3rd 09:16	OU	Stogner, Austin	3 yd pass from Hurts, Jalen (Brkic, Gabe kick)			
4th 12:58	OU	Wease, Theo	19 yd pass from Hurts, Jalen (Brkic, Gabe kick)			
05:25	OU	Willis, Brayden	2 yd pass from Hurts, Jalen (Brkic, Gabe kick)			
01:45	OU	Brkic, Gabe	31 yd field goal			

STATISTICS

TEAM STATS	OU	BU
FIRST DOWNS	34	18
RUSHES-YARDS (NET)	52-228	23-113
PASSING YDS (NET)	297	194
Passes Att-Comp-Int	43-30-1	29-18-1
TOTAL OFFENSE PLAYS-YARDS	74-294	81-308
Fumble Returns-Yards	1-2	0-0
Punt Returns-Yards	0-0	0-0
Kickoff Returns-Yards	4-77	4-76
Interception Returns-Yards	1-0	1-71
Punts (Number-Avg)	1-46.0	4-39.8
Fumbles-Lost	5-2	1-1
Penalties-Yards	7-66	1-10
Possession Time	41:11	18:49
Third-Down Conversions	12 of 18	4 of 9
Fourth-Down Conversions	1 of 1	0 of 0
Red-Zone Scores-Chances	6-7	4-4
Sacks By: Number-Yards	3-14	4-31

INDIVIDUAL STATISTICS

RUSHING: OU - Hurts, Jalen 27-114; Brooks, Kennedy 18-93; Stevenson, Rhamondre 6-23; Team 1-2. Baylor - Brewer, Charlie 17-65; Hasty, JaMycal 3-42; Lovett, John 1-5; Fleeks, Josh 1-2; Ebner, Trestan 1-2.

PASSING: OU - Hurts, Jalen 30-42-1-297; Team 0-1-0-0. Baylor - Brewer, Charlie 18-29-1-194.

RECEIVING: OU - Morris, Lee 7-86-0; Rambo, Charleston 5-50-0; Brooks, Kennedy 4-22-0; Miller, A.D. 3-47-0; Stevenson, Rhamondre 3-24-0; Wease, Theo 2-31-1; Basquine, Nick 2-11-0; Stogner, Austin 2-8-2; Haselwood, Jadon 1-16-0; Willis, Brayden 1-2-1. Baylor - Mims, Denzel 6-92-2; Sneed, R.J. 3-32-0; Platt, Chris 3-27-0; Fleeks, Josh 3-6-0; Lovett, John 2-34-0; Thornton, Tyquan 1-1-0.

INTERCEPTIONS: OU - Bonitto, Nik 1-0. Baylor - Arnold, Grayland 1-71.

FUMBLES: OU - Hurts, Jalen 3-2; Brown, Tre 1-0; Stevenson, Rhamondre 1-0. Baylor - Hasty, JaMycal 1-1.

SACKS: OU - Perkins, Ronnie 3.0-14. Baylor - Bernard, Terrel 1.0-6; Williams, Jordan 0.5-2; Roy, Bravivon 1.0-4; Lynch, Blake 1.5-19.

TACKLES (UA-A): OU - Murray, Kenneth 7-1; Motley, Parnell 5-0; Perkins, Ronnie 4-0; Fields, Pat 2-1; Radley-Hiles, Brendan 2-1; Bonitto, Nik 2-1; Redmond, Jalen 2-1; Turner-Yell Delarrin 2-0; White, DaShaun 1-1; Gallimore, Neville 1-1; Brown, Tre 1-1; Hurts, Jalen 1-0; Ugwoegbu, David 1-0; Morris, Lee 1-0; Asamoah, Brian 1-0. Baylor - Bernard, Terrel 8-7; Miller, Chris 11-2; Black, Henry 8-4; Williams, Jordan 2-7; Arnold, Grayland 6-2; Roy, Bravivon 4-4; Lynch, Blake 4-3; Houston, Jameson 5-0; Texada, Raleigh 3-0; McVea, Jaiwon 2-1; Lynch, James 2-2; Lockhart, James 1-2; Morgan, Christian 2-0; Milton, Mark 1-0; Jackson, Bryson 1-0; Maticcik, Ross 1-0; Franklin, TJ 0-1; Barnes, Kalon 0-1.

2019 GAME RECAPS

OVERALL: 10-1 (HOME 6-1, ROAD 4-0, NEUTRAL 0-0) | BIG 12 CONFERENCE: 7-1 (HOME 4-1, ROAD 3-0, NEUTRAL 0-0)

BAYLOR 24, TEXAS 10

MCLANE STADIUM • WACO, TEXAS

NOV. 23, 2019 • ATTENDANCE: 49,109

A week after a disappointing home loss to Oklahoma ended their bid for an undefeated season, and two years after an 11-loss season, Charlie Brewer and the Bears won their home finale 24-10 over Texas on Saturday to clinch a spot in their first Big 12 championship game.

The Bears get a rematch in the title game against No. 8 Oklahoma (10-1, 7-1, No. 9) on Dec. 7 in Arlington, Texas. The four-time defending Big 12 champion Sooners got in with a 28-24 win over TCU on Saturday night.

Brewer, the junior quarterback from Austin whose dad and grandfather played for Texas, completed 16 of 25 passes for 221 yards with a touchdown, and ran 18 times for 75 yards and another score. But he left the game for good with 11 1/2 minutes remaining after taking a helmet-to-helmet hit when being tackled at the end of a 5-yard run.

On his 1-yard touchdown run in the third quarter, Brewer hopped onto the back of offensive lineman Khalil Keith when crossing the goal line. Brewer later threw a 12-yard TD pass to Denzel Mims to make it 21-3.

Baylor beat the Longhorns for the first time in its campus stadium on the banks of the Brazos River. The Bears had last beaten Texas at home on bitterly cold December night in 2013, in the last game played at Floyd Casey Stadium after 64 seasons, to clinch their first Big 12 title, when there was no conference championship game.

POSTGAME NOTES

- BU defense has now allowed only 6 points on 11 opening drives this season - two FGs, 9 punts forced.
- For the 10th time in 11 games the BU defense did not allowed a TD in the first quarter.
- Through 11 games the Bears have held opponents to just 54 total first half points and only 29 second quarter points.
- Through 10 games the Bears have held opponents to just 103 points through the first three quarters.
- BU finished with 6.0 TFL, giving them 81 on the season, moving them up to 8th most in a single season in program history.
- With WR Denzel Mims' 100+yd receiving performance, Baylor has had a 100-yard performer in 58 percent of its (21-of-36) games under head coach Matt Rhule, including eight of the last 12. The Bears have had two 100-yard performers in 11 games under Rhule. There have been 31 total 100-yard performances under Rhule.
- Since the start of 2018, Baylor is 12-1 when an individual records a 100-yard performance.
- QB Charlie Brewer finished with 1 rushing TD on the day, giving him now 10 rushing TDs on the season and 17 for his career, good for fourth in Baylor history.
- QB Charlie Brewer 23rd career game with a completion percentage of 60.0 or more, good for third most in Baylor history.
- DL James Lynch collected 2.0 sacks, giving him 19.0 career sacks, setting a new program record (breaking Shawn Oakman's previous career record of 17.5).
- DL James Lynch now has 10.5 sacks this season, tying him for second most in a single season in program history, just half a sack away from tying for first.

SCORING SUMMARY

TEXAS	0	3	0	7	--	10
BAYLOR	0	7	14	3	--	24

2nd 14:51 BU Lovett,John 28 yd run (Mayers,John kick)
 00:00 UT Cameron Dicker 48 yd field goal
 3rd 07:36 BU Brewer,Charlie 1 yd run (Mayers,John kick)
 01:20 BU Mims,Denzel 12 yd pass from Brewer,Charlie (Mayers,John kick)
 4th 10:57 BU Mayers,John 24 yd field goal
 00:01 UT Daniel Young 4 yd run (Cameron Dicker kick)

STATISTICS

TEAM STATS	UT	BU
FIRST DOWNS	21	22
RUSHES-YARDS (NET)	31-191	37-163
PASSING YDS (NET)	200	228
Passes Att-Comp-Int	37-22-1	27-17-0
TOTAL OFFENSE PLAYS-YARDS	68-391	64-391
Fumble Returns-Yards	0-0	0-0
Punt Returns-Yards	0-0	0-0
Kickoff Returns-Yards	0-0	0-0
Interception Returns-Yards	0-0	1-26
Punts (Number-Avg)	7-37.3	5-45.6
Fumbles-Lost	0-0	2-1
Penalties-Yards	9-104	5-35
Possession Time	29:52	30:08
Third-Down Conversions	4 of 13	5 of 13
Fourth-Down Conversions	0 of 2	1 of 2
Red-Zone Scores-Chances	1-1	3-3
Sacks By: Number-Yards	1-7	5-23

INDIVIDUAL STATISTICS

RUSHING: Texas - Ingram, Keaontay 7-86; Ehlinger, Sam 19-79; Johnson, Roschon 4-22; Young, Daniel 1-4. Baylor - Brewer, Charlie 18-75; Lovett, John 9-51; Bohanon, Gerry 6-21; Hasty, JaMycal 2-7; Ebner, Trestan 1-6; Fleeke, Josh 1-3.

PASSING: Texas - Ehlinger, Sam 22-37-1-200; Baylor - Brewer, Charlie 16-25-0-221; Bohanon, Gerry 1-2-0-7.

RECEIVING: Texas - Duvernay, Devin 10-78-0; Epps, Malcolm 3-40-0; Johnson, Roschon 3-16-0; Eagles, Brennan 2-26-0; Smith, Jake 2-16-0; Woodward, AlVonte 1-14-0; Ingram, Keaontay 1-10-0. Baylor - Mims, Denzel 7-125-1; Platt, Chris 4-66-0; Sneed, R.J. 2-21-0; Hasty, JaMycal 2-7-0; Atkinson, Jared 1-6-0; Lovett, John 1-3-0.

INTERCEPTIONS: Texas - None. Baylor - Arnold, Grayland 1-26.

FUMBLES: Texas - None. Baylor - Platt, Chris 1-1; Mims, Denzel 1-0.

SACKS: Texas - Ayodele, Adeoye - 1.0-7. Baylor - Bernard, Terrel 1.0-8; Williams, Jordan 0.5-1; Maticcik, Ross 1.0-1; Lynch, James 2.0-12; Lockhart, James 0.5-1.

TACKLES (UA-A): Texas - Ossai, Joseph 7-1; Sterns, Caden 3-3; Brown, Chris 3-3; Overshown, DeMarvio 4-1; Ayodele, Adeoye 3-2; Green, Jalen 2-3; Roach, Malcolm 4-0; Jones, Brandon 2-2; Jaimson, D'Shawn 2-1; Vaughns, Byron 1-1; Graham, Ta'Quan 0-2; Ehlinger, Sam 1-0; Jones, Jacoby 1-0; Ojomo, Moro 1-0; Johnson, Roschon 1-0; Birmage, Marquez 1-0; McCulloch, Jeff 0-1. Baylor - Bernard, Terrel 5-3; Williams, Jordan 5-3; Grayland, Arnold 6-0; Lynch, Blake 4-1; Miller, Chris 4-1; Black, Henry 3-2; Texada, Raleigh 4-0; Barnes, Kalon 2-1; Woods, J.T. 2-0; Maticcik, Ross 2-0; Lynch, James 2-0; Lockhart, James 0-2; Roy, Bravvion 0-2; Houston, Jameson 1-0; Ogbonnaya, Chidi 0-1.