

GAME 6

22/23 **BAYLOR** (5-0, 2-0 BIG 12) vs. NR/NR **TEXAS TECH** (3-2, 1-1 BIG 12)



Oct. 12, 2019 • 3 p.m. CT • TV: FS1 / Fox Sports Go • Radio: Baylor Sports Network
Waco, Texas • McLane Stadium (45,140)

MEDIA INFORMATION

TV: FS1 / Fox Sports Go

Talent: Justin Kutcher (pxp), Shane Vereen (analyst), Petros Papadakis (analyst)

Radio: Baylor Sports Network / ESPN Central Texas

Talent: John Morris (pxp), J.J. Joe (analyst), Ricky Thompson (sideline)

Satellite Radio: Sirius 136 / XM 199 / Internet 953

Live Stats: Baylor.StatBroadcast.com

Twitter: @BUFootball | #SicEm

BAYLOR 5-0, 2-0 Big 12

Ranking 22 — AP, 23 — Coaches
Last Game Oct. 5, 2019
win at Kansas State, 31-12
Head Coach Matt Rhule (Penn State, '97)
Career Record 41-40 (7th season)
Baylor Record 13-17 (3rd season)
vs. Texas Tech 1-1

TEXAS TECH 3-2, 1-1 Big 12

Ranking NR — AP, NR — Coaches
Last Game Oct. 5, 2019
win vs. Oklahoma St., 45-35
Head Coach Matt Wells (Utah State, '96)
Career Record 47-36 (7th season)
TTU Record 3-2 (1st season)
vs. Baylor 0-0

BAYLOR COACHING STAFF

On the Field

Matt Rhule Head Coach
Joey McGuire Associate HC/Defensive Ends
Phil Snow Defensive Coordinator/Safeties
Shawn Bell Offensive Line
Evan Cooper Corners
Frisman Jackson Wide Receivers/Passing Game Coord.
Marcus Satterfield Tight Ends
Frank Okam Defensive Line

In the Press Box

Jeff Nixon Co-Offensive Coord./Running Backs
Glenn Thomas Co-Offensive Coord./Quarterbacks
Mike Siravo Linebackers/Special Teams Coord.

BAYLOR ATHLETICS COMMUNICATIONS

TAYLOR BRYAN Primary Contact
254-709-4411 (cell) • Taylor_Bryan@baylor.edu


RACHEL CATON Secondary Contact
254-652-2061 (cell) • Rachel_Caton@baylor.edu

STORY LINES

- Baylor returns to Waco where it is 47-43-4 all-time on homecoming, but has won eight of the last nine. BU secured a thrilling 35-31 homecoming victory over Oklahoma St. on a Denzel Mims TD with :07 seconds left.
- **Charlie Brewer** is one of only three FBS QBs with 11+ TDs and no INT (Tua Tagovailoa/ALA, Luton/Oregon St.).
- BU tied its Big 12 record with six sacks at K-State, the most in a game since posting 6.0 in 2015 at OSU.
- Baylor ranks third in the Big 12 in yards per carry (5.81) and second in defensive yards allowed per carry (3.12).
- The Bears rank No. 21 in the country and 3rd in Big 12 with TDs on 75% (15-of-20) of their red zone trips. Conversely, BU is second in the league (26th, NCAA) with opponents scoring on just 50% (7-of-14) of those visits.
- BU has out-scored its first four opponents a combined 108-13 in the first half. Thirteen different Baylor players have scored a touchdown, the third most among all FBS programs.
- Junior **James Lynch** set a new Baylor record for sacks in a Big 12 game with 3.0 at K-State. Lynch, with 14.5 career sacks, needs only 3.0 for a new program record. He ranks 2nd in Big 12 in sacks (6.0) and 3rd in TFL (8.5).
- BU has blocked seven kicks in the last 10 games, and have 12 blocked kicks in 30 games under Rhule.
- Thirty-nine players have made their Baylor debuts in 2019. Baylor has played 81 different true or redshirt freshmen over the last two-plus seasons.
- Through five games, the Bears have held opponents to only 13 first-half points and an average of 306.2 yards per game (26th, NCAA).
- The Bears are ranked in a top 25 poll for the first time since Oct. 6, 2016 when they appeared as AP No. 25.
- Baylor offensive lineman **Sam Tecklenburg** leads the team with 30 consecutive starts. Sixth-year senior wide receiver **Chris Platt** leads the roster with 48 career games played.
- **Denzel Mims** ranks ninth in BU history with 2,343 receiving yards, and has a catch in 29 consecutive games.
- Baylor's current seven game winning streak dating back to last season is the ninth-longest in program history.
- **Matt Rhule** coached teams have won 37 straight games when leading entering the fourth quarter.
- Baylor is 78-15 since 2008 when scoring 30 points or more.

2019 SCHEDULE

	Aug. 31 STEPHEN F. AUSTIN vs. NR/RV BAYLOR Big 12 Now W, 56-17 Seven different players responsible for scores in blow out opening day victory.
	Sept. 7 UTSA vs. BAYLOR FSN W, 63-14 Baylor piles up 546 yards and sets a new record for points scored by a Matt Rhule-coached team.
	Sept. 21 Baylor at Rice CBSSN W, 21-13 Charlie Brewer's 361 total yards and two touchdowns leads BU to victory in defensive struggle.
	Sept. 28 RV/RV IOWA STATE vs. BAYLOR ESPN W, 23-20 Charlie Brewer leads 4th career game-winning drive, John Mayers converts 38-yard field goal with :21 left.
	Oct. 5 RV/RV Baylor at RV/RV Kansas State ESPN2 W, 31-12 Baylor piles up 15.0 TFL and 6.0 sacks, holds K-State to only 341 yards in road victory.
	Oct. 12 TEXAS TECH vs. 22/23 BAYLOR (HC/TFBI Shootout) FS1 3 p.m. CT Waco, Texas / McLane Stadium (45,140) / Series tied 38-38-1
	Oct. 19 Baylor at Oklahoma State FOX 3 p.m. CT Stillwater, Okla. / Boone Pickens Stadium (60,218) / Oklahoma St. leads 20-17
	Oct. 31 WEST VIRGINIA vs. BAYLOR ESPN 7 p.m. CT Waco, Texas / McLane Stadium (45,140) / West Virginia leads 5-2
	Nov. 9 Baylor at TCU TBA TBA Ft. Worth, Texas / Amon G. Carter Stadium (45,000) / TCU leads 55-52-7
	Nov. 16 OKLAHOMA vs. BAYLOR TBA TBA Waco, Texas / McLane Stadium (45,140) / Oklahoma leads 25-3
	Nov. 23 TEXAS vs. BAYLOR TBA TBA Waco, Texas / McLane Stadium (45,140) / Texas leads 78-26-4
	Nov. 30 Baylor at Kansas TBA TBA Lawrence, Kansas / David Booth Kansas Memorial Stadium (50,071) / Baylor leads 14-4



MATT RHULE

HEAD COACH, THIRD SEASON

THE RHULE FILE

PERSONAL

Born: January 31, 1975

Family: wife Julie; son Bryant; daughters Vivienne and Leona

EDUCATION

Penn State (1997, B.A. in Political Science)

Buffalo (2003, M.A. in Educational Psychology)

PLAYING EXPERIENCE

Penn State, 1994-97 (linebacker, Academic All-Big Ten [97])

COACHING EXPERIENCE

1998	Albright College, linebackers
1999	Buffalo, assistant defensive line
2000	Buffalo, defensive line
2001	UCLA, assistant defensive line
2002	Western Carolina, linebackers / special teams
2003-04	Western Carolina, asst. HC / LB / special teams
2005	Western Carolina, asst. HC / OL / ST / RGC
2006	Temple, defensive line
2007	Temple, quarterbacks / recruiting coord.
2008-10	Temple, offensive coord. / quarterbacks
2011	Temple, asst. OC / TE / recruiting coord.
2012	New York Giants, assistant offensive line
2013-16	Temple, head coach
2017-current	Baylor, head coach

THE RHULE WORKSHEET

YEAR	OVERALL		CONFERENCE	
	SCHOOL	RECORD	RECORD, FINISH	
2013	Temple	2-10	1-7, 1-9th (AAC)	
2014	Temple	6-6	4-4, 6th (AAC)	
2015	Temple	10-4	7-1, 1st (AAC East)	
2016	Temple	10-3	7-1, 1st (AAC East)	
2017	Baylor	1-11	1-8, 9th (Big 12)	
2018	Baylor	7-6	4-5 (Big 12)	
2019	Baylor	5-0	2-0 (Big 12)	
TOTALS	7 seasons	41-40	26-26	
	BU	3 seasons	13-17	7-13
	TU	4 seasons	28-23	19-13

TEXAS TECH SERIES HISTORY

- Baylor is back on the Brazos for a homecoming matchup with Texas Tech, the first-ever visit by the Red Raiders to McLane Stadium. BU has won eight of its last nine homecoming games.
- The Bears, playing their 95th homecoming game, are 47-43-4 all-time in the annual fall celebration. BU has faced Tech on homecoming four times (0-4), the most recent a 38-7 loss at Floyd Casey in 2007.
- Baylor is 38-38-1 all-time against the Red Raiders and completed a 6-3 run of neutral matchups from 2010-18.
- In Waco, the Bears lead the all-time series 18-11. The all-time series dates to 1929 (W, 34-0; Waco).

NEXT UP

- The Bears hit the road again for a visit to Oklahoma State. BU is 17-20 all-time against the Cowboys, including a 6-13 mark in Stillwater.
- Baylor has won five of its last seven meetings with OSU, including breaking a 76-year drought in Stillwater with a 45-35 victory in 2015.
- Last season, Baylor secured a thrilling, come-from-behind 35-31 win with a 14-straight points in the fourth quarter capped by Denzel Mims' touchdown catch from Charlie Brewer with seven seconds remaining.

DEFENSIVE LINE DOMINATION

- Baylor produced one of the most impressive defensive performances in program history in the victory over Kansas State. The Bears tallied record-setting totals in both sacks and tackles for loss led by strong days from James Lynch and Bravvion Roy.
- Junior defensive lineman James Lynch set a new Baylor record for sacks in a Big 12 game with 3.0 sacks at K-State. Lynch, 14.5 career sacks, needs only 3.0 for a new program record.
- Lynch and Bravvion Roy became the first teammates in BU's Big 12 history to each record 3.5 TFL or more in a Big 12 game.
- The Bears totaled 15.0 tackles for loss at K-State, the most in a Big 12 or FBS game since at least 2000. The total equals the overall program best during that time set against FCS members Wofford (2013) and Northwestern State (2016).

SACKS A PLENTY IN MANHATTAN

- Baylor finished the Kansas State win with 6.0 sacks, the most for the program since 2015.
- The Bears tied their Big 12 record with six sacks against K-State, the most in a game since tallying 6.0 at No.4 Oklahoma State in 2015. Below is Baylor's top five sack outputs in the Big 12 era (since 1996).


RK.	OPPONENT	DATE	SACKS
1.	Missouri	11/16/96	6.0
	at Oklahoma St.	11/21/15	6.0
	at K-State	10/5/19	6.0
4.	Iowa State	10/8/11	5.0
	Iowa State	10/19/13	5.0
	Kansas	10/15/16	5.0

NEW-LOOK DEFENSE TRENDING UP


- Transitioning to an odd front with three down linemen, three linebackers and five defensive backs, Baylor believed adding more speed to the back end would translate to results. So far they have been right.
- Through five games, the Bears have held opponents to only 13 first-half points and an average of 306.2 yards per game (2nd, B12 / 26th, NCAA). BU ranks 28th in rushing defense (106.6) and 40th in passing (199.6).
- With two takeaways against K-State, BU has now had 10 in the last 7 games after only 6 in the prior 14 games.
- Baylor has allowed only 14 plays of 20 or more yards, the fewest in the Big 12.
- BU is tied for second in the Big 12 with a +4 turnover margin through five games.
- The Bears held Iowa State scoreless through the first three quarters, the first time a Baylor team has held an opponent scoreless through 3 quarters since a 28-7 win at Texas on Oct. 4, 2014.

TOUGHNESS REWARDED

In 2017, head coach Matt Rhule began a new tradition at Baylor of rewarding the nine toughest players on the BU roster with single-digit jerseys. The jersey numbers are awarded to the student-athletes deemed by their teammates to be the toughest members of the team. Rhule began the tradition of honoring toughness with single digits during his tenure at Temple.



1
GRAYLAND ARNOLD
Junior




2
BLAKE LYNCH
Senior



3
CHRIS MILLER
Senior



4
CLAY JOHNSTON
Senior



5
DENZEL MIMS
Senior



6
JAMYCAL HASTY
Senior



7
JOHN LOVETT
Junior



8
HENRY BLACK
Senior



9
JAMES LOCKHART
Senior

BREWER THE CARDIAC KID

• In his time as Baylor's starting quarterback, Charlie Brewer has led the Bears on four game-winning drives, including this season's victory over Iowa State. Below is a breakdown of those wins.

DATE	OPPONENT	DEFICIT	RESULT	FINAL SCORE
10/6/18	Kansas State	Tied 34-34, 4:26 left	Martin FG	W, 37-34
11/3/18	Oklahoma State	Trail 31-28, 3:12 left	Brewer to Mims TD	W, 35-31
12/27/18	Vanderbilt	Tied 38-38, 1:50 left	Brewer to M. Jones TD	W, 45-38
9/28/19	Iowa State	Trail 21-20, 3:45 left	Mayers FG	W, 23-21

NOTING THE DEFENSE

- James Lynch (6.0 sacks) needs just half of a sack to reach 10th on Baylor's single-season sack list.
- Baylor has allowed 21 points or less in five-straight games to open a season for the first time since 1991 when it allowed 21 or less in the first six games.
- Baylor is the only team in the Big 12 that is yet to allow more than 21 points in a game, and leads the conference in scoring defense (15.4 ppg).
- The Bears lead the Big 12 and rank 14th nationally with 18.0 sacks on the season. BU had only 25.0 sacks in 13 games in 2018.
- Jordan Williams (4 PBU) and Clay Johnston (4 PBU) rank 1-2 in pass defending among Big 12 linebackers.

RUN GAME SUCCESS

- Nine different players have scored a rushing touchdown for Baylor in 2019, and junior running back John Lovett leads the team with 312 total rushing yards to lead four rushers with more than 100 rushing yards.
- BU's 368 rushing yards on only 39 carries against UTSA set a new program record for yards on less than 40 carries. BU had only rushed for 350+ yards on fewer than 50 carries once before, 426 on 42 carries vs. Washington State in 2008.
- Baylor opened the 2019 season with another strong effort on the ground, posting 268 rushing yards against SFA - the third-best opening week total in the Big 12. Three different players recorded a rushing touchdown and John Lovett (108 yards) recorded his fourth career 100-yard performance.
- BU is averaging 222.2 rushing ypg at home since the start of 2018 and holds a 7-2 record in those contests. In the seven victories the average is 247.1 ypg and in the two losses it was 135.0 ypg.

KEEPING THEM OFF THE BOARD

- Baylor's defense has excelled in holding opponents off the scoreboard. The Bears have allowed only 26 total points through the first three quarters of the opening five games of 2019.
- The Bears have allowed only 77 points overall and nine touchdowns in those five games, the fewest since allowing 62 points in a 5-0 start in 2014. Below is a breakdown of the five-game scoring defense totals for BU.

RK	YEAR	TD	PTS
1.	2005	7	60
2.	2014	8	62
3.	2006	8	74
	2010	8	74
5.	2019	9	77

BREWER AMONG BAYLOR'S BEST

- Junior quarterback Charlie Brewer has played in 26 games in his career with 21 starts. The Austin native has passed for 5,783 yards in his career which ranks fifth in Baylor history.
- Brewer has passed for 222.4 yards per game in his career with 41 touchdowns and 13 interceptions. He has completed 64.1 percent of his passes (472-of-736). He also has nine rushing touchdowns.
- **Brewer has completed 63.83 percent of his passes (353-of-553) in 18 career Big 12 games.**
- The Austin native has eclipsed 300 yards passing in nine games, tied for third-most in program history. He is joined by Bryce Petty, Robert Griffin III and Nick Florence. He has passed for 400+ yards twice, fifth most in BU history (Griffin, Petty, Szymanski, Florence).
- Brewer opened 2019 with a 65.5 percent completion rate, 1,202 yards and 11 touchdowns with no interceptions in five wins. He has completed greater than 60% of his passes in 15 of 21 career starts, including six of last seven.

CAREER 300-YARD PASSING GAMES

1.	Bryce Petty (2011-14, 25 starts)	16
2.	Robert Griffin III (2008-11, 40 starts)	13
3.	Nick Florence (2009-12, 20 starts)	9
	Charlie Brewer (2017-, 21 starts)	9
5.	Seth Russell (2013-16, 17 starts)	6

CAREER COMPLETIONS OF 50+ YARDS

75/TD	Trestan Ebner (vs. Vandy, 2018)
58/TD	Trestan Ebner (at TCU, 2017)
56	Denzel Mims (at Kansas, 2017)
55	Denzel Mims (ACU, 2018)
54	Blake Lynch (at TCU, 2017)
52/TD	Trestan Ebner (WVU, 2017)
52	Blake Lynch (Texas, 2017)
52/TD	Marques Jones (vs. Vandy, 2018)
50/TD	Chris Platt (at Rice, 2019)

RECORD BREAKDOWN

Current Streak	Win 7
Current Home Streak	Win 3
Current Away Streak	Win 4
Last Win	31-12 at K-State (10/5/19)
Last Home Win	23-21 vs. Iowa State (9/28/19)
Last Away Win	31-12 at K-State (10/5/19)
Last Loss	16-9 vs. TCU (11/17/18)
Last Home Loss	16-9 vs. TCU (11/17/18)
Last Away Loss	28-14 at #23 Iowa State (11/10/18)

RHULE BY THE NUMBERS

	2019	Under Rhule
Home	3-0	7-7
Road	2-0	4-9
Neutral	0-0	2-1
Natural Grass	0-0	0-4
Artificial Turf	5-0	13-13
Day Games	3-0	8-13
Night Games	2-0	5-4
Televised Games	5-0	13-17
vs. AP Ranked Opponents	0-0	0-8
August	1-0	1-0
September	3-0	6-7
October	1-0	2-5
November	0-0	3-5
December	0-0	1-0
January	0-0	0-0
Leading at Halftime	5-0	10-0
Trailing at Halftime	0-0	3-15
Tied at Halftime	0-0	0-2
Scoring First	4-0	8-5
Opponent Scoring First	1-0	4-13
Score < 20 Points	0-0	0-8
Score 20+ Points	2-0	3-5
Score 30+ Points	1-0	6-2
Score 40+ Points	2-0	4-2
Opponent Scores < 20 Points	4-0	7-2
Opponent Scores 20+ Points	1-0	3-3
Opponent Scores 30+ Points	0-0	3-5
Opponent Scores 40+ Points	0-0	0-7
Gain < 20 First Downs	1-0	1-7
Gain 20+ First Downs	4-0	12-10
Opponent Gains < 20 First Downs	3-0	7-4
Opponent Gains 20+ First Downs	2-0	6-13
More Rushing Yards Than Opponent	5-0	9-4
Fewer Rushing Yards Than Opponent	0-0	4-13
Rush For < 100 Yards	0-0	1-8
Rush For 100+ Yards	5-0	12-9
Opponent Rushes For < 100 Yards	2-0	3-1
Opponent Rushes For 100+ Yards	3-0	11-15
More Passing Yards Than Opponent	4-0	11-9
Fewer Passing Yards Than Opponent	1-0	2-8
Pass For < 200 Yards	1-0	2-4
Pass For 200+ Yards	4-0	11-13
Opponent Passes For < 200 Yards	3-0	7-6
Opponent Passes For 200+ Yards	2-0	6-11
More Total Yards Than Opponent	5-0	12-5
Fewer Total Yards Than Opponent	0-0	1-12
Gain < 300 Total Yards	0-0	0-3
Gain 300+ Total Yards	5-0	13-14
Opponent Gains < 300 Total Yards	3-0	6-0
Opponent Gains 300+ Total Yards	2-0	7-17
Commit No Turnovers	3-0	5-2
Commit < 3 Turnovers	2-0	8-11
Commit 3 or + Turnovers	0-0	0-7
Force < 3 Turnovers	5-0	11-18
Force 3 or + Turnovers	0-0	1-0
Commit < 6 Penalties	1-0	3-2
Commit 6 or + Penalties	4-0	10-14
3rd Down % < 25	1-0	2-6
3rd Down % 25-49	1-0	4-10
3rd Down % 50+	3-0	7-1
Opponent 3rd Down % < 25	0-0	1-2
Opponent 3rd Down % 25-49	5-0	9-10
Opponent 3rd Down % 50+	0-0	3-5
Trail Time of Possession	4-0	6-6
Lead Time of Possession	1-0	7-11
Overtime Games	0-0	0-0

GAME 6 - TEXAS TECH BAYLOR IN THE NFL - 2019

NAME	POS.	TEAM
Andrew Billings	DT	Cincinnati Bengals
Blake Blackmar	OL	Chicago Bears
Matt Bryant	K	Atlanta Falcons
Corey Coleman	WR	New York Giants
Rico Gathers	TE	Cleveland Browns
Josh Gordon	WR	New England Patriots
Robert Griffin III	QB	Baltimore Ravens
Bryce Hager	LB	Los Angeles Rams
Xavien Howard	CB	Miami Dolphins
Jalen Hurd	WR	San Francisco 49ers
Ira Lewis	DE	Houston Texans
Greg Roberts	LB	Green Bay Packers
Orion Stewart	S	Tampa Bay Buccaneers
Jon Weeks	LS	Houston Texans

• Fourteen former Bears earned spots on NFL opening week rosters as of Sept. 1.

• **Spencer Drango** (Chargers) and **Kyle Fuller** (Seahawks) secured practice squad spots.

• **Jalen Hurd** was drafted in the third round by the San Francisco 49ers in 2019

• Baylor had 17 former lettermen with NFL teams during the 2018 preseason, representing 15 different NFL teams.

• Baylor has had 21 players selected in the first round including four players selected No. 2 overall with Robert Griffin III the most recent selection at No. 2 by the Washington Redskins in 2012.

• The Bears have had 127 players drafted overall since 1970 and 40 players compete in the Super Bowl including Atlanta Falcon **Matt Bryant** in Super Bowl LI.

TRACKING BAYLOR IN THE TOP 25

WEEK	W/L	AP	COACHES	CFP
PRE	0-0	—	RV	—
1	1-0	—	—	—
2	2-0	—	—	—
3	2-0	—	—	—
4	3-0	—	—	—
5	4-0	RV	RV	—
6	5-0	22	23	—
7				
8				
9				
10				
11				
12				
13				
14				

BAYLOR WHEN RANKED...

Baylor as a ranked team: 111-55-2

Ranked Baylor vs. ranked opponent: 23-29-1

Baylor vs. ranked opponents: 54-183-6

Baylor vs. No. 1-ranked opponents: 0-11-1

Baylor vs. Top 10 opponents: 18-93-2

2019 BAYLOR FOOTBALL GAME NOTES

JOHNSTON LEADING BU DEFENSE

- Clay Johnston finished the K-State win with 11 tackles for his third consecutive double-digit tackle game.
- Johnston racked up 13 tackles against Iowa State, 11 in the first half, for his 9th career double-digit tackle performance. He added 1.5 TFL, 1.0 sack and two PBUs and was named Big 12 Defensive Player of the Week.
- The Abilene, Texas native has 6.5 TFL (5th, Big 12) in the first five games and 25.0 for his career.
- A senior, Johnston has 2.5 sacks in 2019 after recording only 2.0 in the first 33 games of his Baylor career.
- He ranks 3rd in the Big 12 averaging 9.6 tackles/gm. The linebacker leads BU with 48 tackles in 5 games.

SHARING THE WEALTH ON OFFENSE

- Baylor has a multitude of talented players with which to distribute the football on offense and has made use of many of those options in its 5-0 start.
- That emerging offense ranks fourth in the Big 12 and 19th in the country at 38.8 ppg.
- The Bears have had 13 different players score a touchdown, a total that is tied for third nationally with 10 other programs.

RK.	TEAM	TOTAL
1.	Florida	14
	Ohio State	14
3.	Baylor/10 others	13

ARNOLD'S RETURN FOR THE RECORD BOOK

- Junior safety Grayland Arnold busted loose for a 73-yard punt return touchdown against UTSA. It was the first punt return touchdown of Arnold's career and the first for Baylor since Levi Norwood in 2013.
- At 73 yards, Arnold's return was the longest for Baylor since Shaun Rochon had an 85-yarder against Samford in 2005 and it tied with Don Huggins (1970 vs. TCU) for the ninth longest in program history.
- Arnold's score was the first allowed by UTSA in program history (nine seasons) and he is one of just 27 players in FBS to return a punt for a score over the season's first six weeks.

MORE BREWER NOTABLES

- With 303 yards against Rice, Charlie Brewer became only the ninth quarterback in Baylor history to throw for more than 9,000 yards. He owns the Baylor single-game records for completions (43) and attempts (63).
- Brewer is fifth in Baylor history with 15 career 200-yard passing game. He trails only RGIII (29), Petty (21), Florence (17) and Bell (16).
- Dating to the Texas Bowl, Brewer has thrown 144 consecutive pass attempts without an interception, fourth-best nationally. Below is a breakdown of the top current active streaks and BU's all-time streaks.
- In 2018, Brewer had a streak of 165 attempts without an INT snapped vs. K-State on Oct. 6.

RK.	PLAYER, TEAM	ATT.	RK.	PLAYER (YEAR)	ATT.
1.	Jake Luton, Oregon State	166	1.	Bryce Petty (2013)	229
2.	Tua Tagovailoa, Alabama	164	2.	Robert Griffin III (2008)	209
3.	Shai Werts, Georgia Southern	150	3.	Charlie Brewer (2018)	165
4.	Charlie Brewer, Baylor	144	4.	Shawn Bell (2004-05)	161
			5.	Shawn Bell (2005)	151
			6.	Charlie Brewer (2019, current)	144

THIRD DOWN AND REDZONE TRENDING UP

• Baylor struggled in 2017 converting only 32.8% of its third down chances, but made a big step in 2018 leaping from No. 115 to No. 29 (43.4%). The Bears are trending upward once again in 2019. NCAA rank in parentheses.

	2017	2018	2019
3RD DOWN %	32.8% (115th)	43.48% (29th)	48.3% (16th)

• The Bears have also showed improvement in red zone touchdown percentage after regressing in 2018. Baylor has also scored points on 17 of its 20 red zone trips (85%).

	2017	2018	2019
RZ %	45.0% (124th)	58.18% (95th)	75% (21st)

MULTIPLE TURNOVERS EQUALS WINS

- Matt Rhule defenses have forced two or more turnovers in 30 of 80 (36.7%) career games coached, including twice in 2019's first five games.
- His teams own a 22-8 record with 2+ turnovers forced, and have won 17 of the last 21 when doing so.
- Rhule's teams are 7-0 when forcing 4+ turnovers and 10-3 when creating 3+.
- His teams are 25-4 in games where they have a positive turnover margin, including 2019 wins over UTSA, Iowa State and Kansas State.

KEEPING IT 100

- Baylor has had a 100-yard performer in 19-of-30 (63.3 percent) games under head coach Matt Rhule, including six of the last seven games. The Bears have had two 100-yard performers in nine games under Rhule. There have been 28 total 100-yard performances under Rhule.
- Since the start of 2018, Baylor is 10-1 when an individual records a 100-yard performance.

NAME	TOTAL SINCE '17	MOST RECENT
Denzel Mims	10	Iowa State, 2019
John Lovett	4	SFA, 2019
Trestan Ebner	3	Vanderbilt, 2018
Chris Platt	3	Texas Tech, 2018
Charlie Brewer	1	Vanderbilt, 2018
JaMycal Hasty	1	ACU, 2018
Tyquan Thornton	1	Iowa State, 2019

BLOCK PARTY

- Over the last 30 games, Baylor has showed the ability to make plays on special teams including blocking kicks and punts. Below is a list of Baylor's 12 blocks since the beginning of 2017.
- BU led the country in 2018 with seven blocks. As a head coach, Rhule's teams have blocked 31 kicks since 2013 (13-16, Temple; 17-current, Baylor). BU is one of seven teams in FBS with three blocks in 2019.
- Baylor's seven blocked kicks in 2018 were the most since the team recorded nine in 1989.
- The Bears have blocked seven kicks in its last 10 games dating back to Oklahoma State 2018.

Name	Type	Opp. (Year)	MOST BLOCKED KICKS IN A SEASON		
			Year	Blocks	
Greg Roberts	FG	UTSA (2017)	1.	1980	13
Greg Roberts	FG	Texas (2017)	2.	1989	9
Christian Morgan	Punt	Duke (2018)	3.	1984	7
BJ Thompson	XP	Kansas St. (2018)		2018	7
James Lynch	FG	at WVU (2018)	4.	1998	6
Christian Morgan	Punt	Oklahoma St. (2018)	5.	2009	5
Bravvion Roy	FG	Oklahoma St. (2018)			
BJ Thompson	Punt	TCU (2018)			
BJ Thompson	XP	TCU (2018)			
Blake Lynch	Punt	SFA (2019)			
Gabe Hall	FG	SFA (2019)			
James Lynch	FG	Iowa State (2019)			

RHULE TEAMS' FOURTH QUARTER SUCCESS

- In Matt Rhule's six seasons as head coach, he has sealed the deal when leading or tied entering the fourth quarter. In his career, his teams are 21-10 when posting a fourth quarter shutout.
- Rhule-coached teams have won 37 straight games when leading or tied entering the fourth, and are 38-4 overall. All four losses came in his first season as head coach at Temple in 2013.
- When leading entering the 4Q, he has won 35 straight and is 36-3 overall with all three losses in 2013.
- Over the last four-plus seasons, Matt Rhule coached teams are 15-4 when recording a fourth-quarter shut-out. Baylor held ACU, Kansas, Texas, Iowa State and TCU scoreless in the final quarter in 2018.
- BU's second-half shutout of UT was the first under Rhule & the program's first in a B12 game since 2015 (at TCU).

THE STATS TELL THE STORY

- Baylor has seen its win totals jump from one in 2017 to seven in 2018 and have opened 2019 with five consecutive victories. A big reason why is big improvements in both total offense vs. total defense and scoring offense vs. scoring defense. Below is a break down.

Scoring Offense			Total Offense			
	PPG	RK	YPG	RK	YPP	RK
2017	24.3	9th	404.9	6th	5.55	7th
2018	29.5	6th	459.1	5th	6.04	4th
2019	38.8	4th	465.6	6th	6.99	3rd

Scoring Defense			Total Defense			
	PPG	RK	YPG	RK	YPP	RK
2017	35.9	9th	456.9	9th	6.46	10th
2018	31.7	8th	425.5	7th	6.49	10th
2019	15.4	1st	306.2	2nd	4.49	1st

RHULE TEAMS IN YEAR THREE

- Baylor head coach Matt Rhule has experienced rebuilding projects in his career before and his time at Temple is very similar to the beginning of his tenure in Waco.
- After a 2-10 mark in 2013 with the Owls, Rhule guided the program to a 6-6 mark & bowl eligibility in 2014.
- Baylor finished 2017 with a 1-11 mark, made a big jump in year two finishing 7-6 with a bowl win.
- In his third season at Temple, Rhule led the Owls to a 10-4 record including a berth in the 2015 AAC Championship game. The Bears have opened 2019 with five consecutive wins.

2019 HONORS

GRAYLAND ARNOLD

Big 12 Special Teams Player of the Week (Sept. 9)

CHARLIE BREWER

Earl Campbell Tyler Rose Player of the Week (Sept. 30)
 Preseason All-Big 12 fourth team (Phil Steele)
 Davey O'Brien Award Watch List
 Maxwell Award Watch List
 Manning Award Watch List

TRESTAN EBNER

Preseason All-Big 12 third team (Athlon)
 Preseason All-Big 12 fourth team (Phil Steele)

JOSH FLEEKES

Preseason All-Big 12 fourth team (Phil Steele)

CLAY JOHNSTON

Big 12 Defensive Player of the Week (Sept. 30)
 Preseason All-Big 12 first team (Athlon, Lindy's, Phil Steele, Media, Waco Trib)
 DCTF All-Texas College first team
 Butkus Award Watch List
 Nagurski Trophy Watch List

MARQUES JONES

Campbell Trophy Semifinalist
 Big 12 Champions for Life selection
 Lowe's Senior Class Award Nominee

JOHN LOVETT

Paul Hornung Award Watch List

BLAKE LYNCH

Preseason All-Big 12 second team (Phil Steele)

JAMES LYNCH

PFF National Team of the Week (Sept. 2)
 Preseason All-Big 12 first team (Athlon, Lindy's, Phil Steele, Media, Waco Trib)
 DCTF All-Texas College first team
 Bednarik Award Watch List
 Outland Trophy Watch List

ROSS MATISCIK

Preseason All-Big 12 second team (Phil Steele)
 Patrick Mannelly Award Watch List

JOHN MAYERS

Big 12 Co-Special Teams Player of the Week (Sept. 30)

DENZEL MIMS

Big 12 Co-Offensive Player of the Week (Sept. 9)
 Preseason All-Big 12 (Waco Trib)
 Preseason All-Big 12 second team (Athlon, Phil Steele)
 DCTF All-Texas College first team
 Biletnikoff Award Watch List
 Earl Campbell Tyler Rose Watch List

BRAVVION ROY

Preseason All-Big 12 third team (Athlon)
 Preseason All-Big 12 fourth team (Phil Steele)

SAM TECKLEBURG

Preseason All-Big 12 third team (Phil Steele)

RALEIGH TEXADA

Preseason All-Big 12 fourth team (Phil Steele)

CAREER RECORDS UPDATE

RECEIVING

YARDS

CAREER LEADERS

PLAYER	SEASONS	REC	AVG	YDS
1. Kendall Wright	2008-11	302	13.26	4,004
2. Terrance Williams	2009-12	202	16.50	3,334
3. KD Cannon	2014-16	195	15.96	3,113
4. Tevin Reese	2010-13	187	16.59	3,102
5. Corey Coleman	2013-15	173	17.39	3,009
6. Gerald McNeil	1980-83	163	16.26	2,651
7. Reggie Newhouse	1999-02	183	13.95	2,552
8. Antwan Goodley	2011-14	150	15.77	2,366
9. Denzel Mims	2016-	149	15.72	2,343
10. Lawrence Elkins	1962-64	144	14.54	2,094
11. Melvin Bonner	1989-92	92	21.57	1,984
12. Trent Shelton	2003-06	155	12.76	1,978
13. Dominique Zeigler	2003-06	166	11.58	1,923
14. Laneous Sampson	2009-12	165	11.55	1,905
15. Chris Platt	2015-	107	16.44	1,759

RECEPTIONS

CAREER LEADERS

PLAYER	SEASONS	YDS	AVG	REC
1. Kendall Wright	2008-11	4,004	13.26	302
2. Terrance Williams	2009-12	3,334	16.50	202
3. KD Cannon	2014-16	3,113	17.57	195
4. Tevin Reese	2010-13	3,102	16.59	187
5. Reggie Newhouse	1999-02	2,552	13.95	183
6. Corey Coleman	2013-15	3,009	17.39	173
7. Dominique Zeigler	2003-06	1,923	11.58	166
8. Laneous Sampson	2009-12	1,905	11.55	165
9. Gerald McNeil	1980-83	2,651	16.26	163
10. Trent Shelton	2003-06	1,978	12.76	155
11. Antwan Goodley	2011-14	2,366	15.77	150
12. Denzel Mims	2016-	2,343	15.72	149
13. Lawrence Elkins	1962-64	2,094	14.54	144
14. Robert Quiroga	2000-03	1,478	11.28	131
15. Levi Norwood	2011-14	1,626	12.70	128
16. Brandon Whitaker	2003-07	782	6.52	120
17. David Gettis	2006-09	1,555	13.41	116
18. Chris Platt	2015-	1,759	16.44	107

TOUCHDOWNS

CAREER LEADERS

PLAYER	SEASONS	REC	YDS	TD
1. Corey Coleman	2013-15	173	3,009	33
2. Kendall Wright	2008-11	302	4,004	30
3. Terrance Williams	2009-12	202	3,334	27
4. KD Cannon	2014-16	195	3,113	27
5. Tevin Reese	2010-13	187	3,102	24
6. Antwan Goodley	2011-14	150	2,366	21
7. Denzel Mims	2016-	149	2,343	21
8. Lawrence Elkins	1962-64	144	2,094	19
9. Melvin Bonner	1989-92	92	1,984	19
10. Gerald McNeil	1980-83	163	2,651	17
-- Chris Platt	2015-	107	1,759	12

RECEPTIONS OF 70+ YARDS

CAREER LEADERS

PLAYER	SEASONS	TOTAL
1. Melvin Bonner	1989-92	6
2. Terrance Williams	2009-12	5
3. Chris Platt	2015-	5
4. KD Cannon	2014-16	3
5. Corey Coleman	2013-15	3
6. Tevin Reese	2010-13	2
7. Antwan Goodley	2011-14	2
8. Denzel Mims	2016-	2
9. 32 times		1

PASSING

COMPLETION PERCENTAGE

CAREER LEADERS MINIMUM 250 ATTEMPTS

PLAYER	SEASONS	ATT	CMP	PCT
1. Robert Griffin III	2008-11	1,192	800	.671
-- Charlie Brewer	2017-	736	472	.641
2. Bryce Petty	2011-14	845	530	.627
3. Nick Florence	2009-12	754	466	.618
4. Shawn Bell	2003-06	914	559	.612

PASSING EFFICIENCY

CAREER LEADERS MINIMUM 300 ATTEMPTS

PLAYER	SEASONS	CMP	ATT	PCT	YDS	TD	INT	RATING
1. Bryce Petty	2011-14	530	845	.627	8,195	62	10	166.03
2. Seth Russell	2013-16	345	606	.569	5,461	60	18	159.40
3. Robert Griffin III	2008-11	800	1,192	.671	10,366	78	17	158.90
-- Charlie Brewer	2017-	472	736	.641	5,783	41	13	144.98
4. Nick Florence	2009-12	466	754	.618	6,301	41	22	144.11
5. J.J. Joe	1990-93	347	665	.522	5,995	31	28	134.87
6. Shawn Bell	2003-06	559	914	.612	5,666	38	17	123.23

YARDS

CAREER LEADERS

PLAYER	SEASONS	ATT	CMP	PCT	YDS
1. Robert Griffin III	2008-11	1,192	800	.671	10,366
2. Bryce Petty	2011-14	845	530	.627	8,195
3. Nick Florence	2009-12	754	466	.618	6,301
4. J.J. Joe	1990-93	665	347	.522	5,995
5. Charlie Brewer	2017-	736	472	.641	5,783

ATTEMPTS

CAREER LEADERS

PLAYER	SEASONS	CMP	YDS	ATT
1. Robert Griffin III	2008-11	800	10,366	1,192
2. Shawn Bell	2003-06	559	5,666	914
3. Bryce Petty	2011-14	530	8,195	845
4. Jeff Watson	1994-97	425	5,531	802
5. Nick Florence	2009-12	466	6,301	754
6. Charlie Brewer	2017-	472	5,783	736

COMPLETIONS

CAREER LEADERS

PLAYER	SEASONS	ATT	YARDS	CMP
1. Robert Griffin III	2008-11	1,192	10,366	800
2. Shawn Bell	2003-06	914	5,666	559
3. Bryce Petty	2011-14	845	8,195	530
4. Charlie Brewer	2017-	736	5,783	472

TOUCHDOWNS

CAREER LEADERS

PLAYER	SEASONS	YDS	INT	TD
1. Robert Griffin III	2008-11	10,366	16	78
2. Bryce Petty	2011-14	8,195	10	62
3. Seth Russell	2013-16	5,461	18	60
4. Nick Florence	2009-12	6,301	22	41
5. Charlie Brewer	2017-	5,783	13	41

TOUCHDOWN-TO-INTERCEPTION RATIO

CAREER LEADERS MINIMUM 20 TOUCHDOWNS

PLAYER	SEASONS	TD	INT	PCT.
1. Bryce Petty	2011-14	62	10	6.200
2. Robert Griffin III	2008-11	78	16	4.875
3. Seth Russell	2013-16	60	18	3.333
4. Charlie Brewer	2017-	41	13	3.154
5. Shawn Bell	2003-06	38	17	2.235
6. Nick Florence	2009-12	41	22	1.864

INTERCEPTION PERCENTAGE**CAREER LEADERS** MINIMUM 300 ATTEMPTS

PLAYER	SEASONS	INT	ATT	PCT.
1. Bryce Petty	2011-14	10	845	.0118
2. Robert Griffin III	2008-11	17	1,192	.0142
-- Charlie Brewer	2017-	13	736	.0177
3. Shawn Bell	2003-06	17	914	.0186
4. Nick Florence	2009-12	22	754	.0292
5. Seth Russell	2013-16	18	606	.0336

RUSHING**YARDS****CAREER LEADERS**

PLAYER	SEASONS	ATT	AVG	YDS
1. Shock Linwood	2013-16	713	5.91	4,213
2. Walter Abercrombie	1978-81	732	5.01	3,665
3. Jerod Douglas	1994-97	522	5.39	2,811
4. Jay Finley	2007-10	478	5.56	2,660
5. Alfred Anderson	1980-83	554	4.38	2,424
6. Robert Griffin III	2008-11	528	4.27	2,254
7. Darrell Bush	1997-00	503	4.47	2,249
8. Dennis Gentry	1977, 79-81	414	5.39	2,231
9. Lache Seastrunk	2012-13	289	7.57	2,189
10. David Mims	1989-92	364	5.66	2,060
11. Terrance Ganaway	2009-11	364	5.61	2,042
12. Eldwin Raphael	1987-90	435	4.42	1,921
13. Terence Williams	2015-17	346	5.37	1,859
14. Robert Strait	1990-93	428	4.34	1,856
15. Rashad Armstrong	2002-03	417	4.13	1,721
16. Paul Mosley	2003-06	408	4.21	1,718
17. Larry Hickman	1956-58	388	4.41	1,713
18. Glasco Martin	2010-13	348	4.85	1,687
19. Pinkie Palmer	1966-68	444	3.50	1,554
20. JaMycal Hasty	2016-	312	4.97	1,550
21. Cleveland Franklin	1973-76	303	5.08	1,538
22. Jerry Coody	1951-53	345	4.45	1,536
23. Johnny Jefferson	2014-15	236	6.46	1,524
24. Brandell Jackson	1992-94	290	5.11	1,482
25. Pat McNeil	1973-75	277	5.28	1,462
26. Steve Beard	1973-74	335	4.33	1,449
27. L.G. Dupre	1952-54	311	4.58	1,423
28. John Henry	1990-93	285	4.82	1,375
29. Ronnie Bull	1959-61	295	4.59	1,354
30. Del Shofner	1954-56	220	6.12	1,346
31. Gary Lacy	1972-73	314	4.25	1,335
32. John Lovett	2017-	248	5.36	1,330
33. Jarred Salubi	2009-12	250	5.23	1,308
34. Devin Chafin	2013-15	222	5.68	1,261
35. Bradford Lewis	1991-94	324	3.80	1,230
36. Mathew Williams	1970-71	339	3.48	1,180
37. Gary Blair	1976-77	292	4.01	1,170
38. Brandon Whitaker	2003-07	275	4.25	1,169
39. Allen Rice	1982-83	238	4.25	1,011
-- Trestan Ebner	2017-	118	6.05	684
-- Charlie Brewer	2017-	232	2.65	615

TOTAL OFFENSE**TOTAL PLAYS****CAREER LEADERS**

PLAYER	SEASONS	RUSH	PASS	PLAYS
1. Robert Griffin III	2008-11	528	1,192	1,720
2. J.J. Joe	1990-93	408	665	1,073
3. Bryce Petty	2011-14	192	845	1,037
4. Jeff Watson	1994-97	216	802	1,018
5. Shawn Bell	2003-06	101	914	1,015
6. Charlie Brewer	2017-	232	736	968

TOTAL YARDS**CAREER LEADERS**

PLAYER	SEASONS	RUSH	PASS	YDS
1. Robert Griffin III	2008-11	2,254	10,366	12,620
2. Bryce Petty	2011-14	338	8,195	8,533
3. Nick Florence	2009-12	651	6,301	6,952
4. J.J. Joe	1990-93	820	5,995	6,815
5. Charlie Brewer	2017-	615	5,783	6,398

DEFENSE**SACKS****CAREER LEADERS**

PLAYER	SEASONS	SACKS
1. Shawn Oakman	2013-15	17.5
2. Taylor Young	2014-17	15.5
3. Daryl Gardener	1992-95	15.0
Chris McAllister	2010-13	15.0
5. James Lynch	2017-	14.5
6. Scotty Lewis	1990, 92-94	14.0
7. James Francis	1986-89	13.5
Matthew Pearson	1991-92	13.5
9. John Garrett	2000-03	13.0
Jamal Palmer	2012-15	13.0

TACKLES FOR LOSS**CAREER LEADERS**

PLAYER	SEASONS	YDS	TFL
1. Charles Benson	1979-82	259	49.0
2. Shawn Oakman	2013-15	176	46.5
3. Taylor Young	2014-17	161	39.0
4. John Garrett	2000-03	131	38.5
5. Robin Jones	1988-91	164	38.0
6. Mike Singletary	1977-80	103	34.0
7. Justin Crooks	2001-04	108	33.5
8. Scotty Lewis	1990, 92-94	114	33.0
9. Daryl Gardener	1992-95	111	32.5
10. Santana Dotson	1988-91	117	30.0
Andrew Billings	2013-15	112	30.0
-- Clay Johnston	2016-	94	25.0
-- James Lynch	2017-	117	22.5

SINGLE-SEASON RECORDS UPDATE**DEFENSE****SACKS****SEASON LEADERS**

PLAYER	SEASON	SACKS
1. Shawn Oakman	2014	11.0
2. Matthew Pearson	1992	10.5
3. John Garrett	2003	10.0
4. Charles Benson	1982	8.5
5. K.J. Smith	2016	7.0
Kent Townsend	1983	7.0
Robin Jones	1991	7.0
Albert Fontenot	1992	7.0
Scotty Lewis	1993	7.0
10. Chris McAllister	2013	6.5
-- James Lynch	2019	6.0

TACKLES FOR LOSS**SEASON LEADERS**

PLAYER	SEASON	YDS	TFL
1. Andrew Mellontree	1979	98	20.0
Charles Benson	1982	88	20.0
3. Shawn Oakman	2014	89	19.5
4. John Garrett	2003	73	17.5
5. Charles Benson	1980	72	16.0
Matthew Pearson	1992	88	16.0
Justin Crooks	2004	61	16.0
8. Derek Turner	1985	73	15.0
Andrew Billings	2015	66	15.0
10. Shawn Oakman	2015	55	14.5
-- James Lynch	2019	38	8.5
-- Clay Johnston	2019	25	6.5

DEPTH CHART VS. TEXAS TECH

OFFENSE

- WR 14 CHRIS PLATT (5-11, 172, 6SR.)**
21 Josh Fleeks (5-11, 188, So.)
- WR 81 TYQUAN THORNTON (6-3, 176, SO.) OR**
84 MARQUES JONES (6-2, 211, SR.)
- WR 5 DENZEL MIMS (6-3, 215, SR.)**
16 Jared Atkinson (6-3, 216, Jr.)
- WR 13 RJ SNEED (6-1, 200, SO.)**
80 Jackson Gleeson (6-0, 180, R-Fr.)
- LT 79 CASEY PHILLIPS (6-5, 303, R-FR.)**
77 Jason Moore (6-3, 296, So.)
- LG 52 SAM TECKLENBURG (6-4, 310, Sr.)**
61 Khalil Keith (6-5, 320, So.)
- C 63 JAKE FRUHMORGEN (6-6, 305, SR.)**
58 Ty Smith (6-3, 294, So.)
- RG 55 XAVIER NEWMAN (6-2, 307, JR.)**
74 Prince Pines (6-4, 339, R-Fr.)
- RT 56 BLAKE BEDIER (6-5, 302, JR.)**
57 Johncarlo Valentin (6-4, 320, Sr.)
- TE 91 ROB SAULIN (6-5, 302, SO.) OR**
87 CHRISTOPH HENLE (6-6, 259, SO.)
- QB 12 CHARLIE BREWER (6-1, 206, JR.)**
11 Gerry Bohanon (6-3, 221, R-Fr.)
- RB 6 JAMYCAL HASTY (5-9, 205, SR.) OR**
25 TRESTAN EBNER (5-11, 208, JR.) OR
7 JOHN LOVETT (6-0, 212, JR.) OR

DEFENSE

- END 9 JAMES LOCKHART (6-2, 263, SR.)**
97 Niadré Zouzoua (6-4, 237, Jr.)
- NT 99 BRAVVION ROY (6-1, 333, SR.)**
95 Gabe Hall (6-5, 305, Fr.)
- END 93 JAMES LYNCH (6-4, 295, JR.)**
98 Chidi Ogbonnaya (6-5, 290, So.)
- WLB 26 TERREL BERNARD (6-1, 222, SO.) OR**
38 JORDAN WILLIAMS (6-0, 223, SR.)
- MLB 4 CLAY JOHNSTON (6-1, 232, SR.)**
52 Matt Jones (6-3, 237, Fr.)
- SLB 2 BLAKE LYNCH (6-3, 225, SR.)**
24 Jalen Pitre (6-0, 212, Jr.)
- CB 11 JAMESON HOUSTON (5-11, 200, SR.)**
37 Mark Milton (6-1, 182, R-Fr.)
- S 1 GRAYLAND ARNOLD (5-10, 190, JR.)**
42 Jairon McVea (5-9, 185, Jr.)
- S 3 CHRIS MILLER (6-0, 191, SR.)**
22 JT Woods (6-2, 190, So.)
- S 8 HENRY BLACK (6-0, 206, SR.)**
15 Christian Morgan (6-1, 211, So.)
- CB 13 RALEIGH TEXADA (5-10, 180, JR.)**
12 Kalon Barnes (6-0, 186, So.)

SPECIAL TEAMS

- FG 95 JOHN MAYERS (5-10, 184, R-FR.)**
99 Noah Rauschenberg (6-1, 203, Fr.)
- KO 89 JAY SEDWICK (5-11, 211, SO.) OR**
99 NOAH RAUSCHENBERG (6-1, 203, FR.)
- P 43 ISSAC POWER (6-1, 200, R-FR.)**
99 Noah Rauschenberg (6-1, 203, Fr.)
- KR 7 JOHN LOVETT (6-0, 212, JR.)**
21 Josh Fleeks (5-11, 188, So.)
- PR 1 GRAYLAND ARNOLD (5-10, 190, JR.) OR**
13 RJ SNEED (6-1, 200, SO.)
- LS 46 ROSS MATISCIK (6-0, 235, SR.)**
67 Thor Rodoni (6-2, 211, Jr.)
- H 32 SKYLER WETZEL (5-9, 190, JR.)**
89 Jay Sedwick (5-11, 211, So.)

CAREER STARTS

- 33 Sam Tecklenburg
- 30 Chris Platt
- 28 Denzel Mims
- 26 Clay Johnston
- 24 Blake Lynch
- 21 Charlie Brewer, Bravvion Roy
- 19 Grayland Arnold
- 18 James Lynch, Chris Miller
- 17 Jake Fruhmorgen (9), Jordan Williams
- 15 Henry Black
- 14 JaMycal Hasty
- 12 Xavier Newman
- 11 Connor Galvin, Raleigh Texada
- 10 Marques Jones
- 9 Jameson Houston, Jalen Pitre, Johncarlo Valentin
- 8 Christoph Henle, James Lockhart, John Lovett
- 5 Terrel Bernard, RJ Sneed, Tyquan Thornton
- 4 Blake Bedier, Gavin Holmes, Prince Pines
- 3 Jared Atkinson, Trestan Ebner, Christian Morgan
- 2 Josh Fleeks, Ross Maticcik, Ryan Miller
- 1 Kalon Barnes, Tyler Henderson, Jairon McVea, Casey Phillips, Rob Saulin, JT Woods

CONSECUTIVE STARTS

- 30 Sam Tecklenburg
- 18 James Lynch
- 14 Clay Johnston
- 13 Blake Lynch

CAREER GAMES PLAYED

- 48 Chris Platt
- 43 Henry Black, Ross Maticcik, Sam Tecklenburg, Jordan Williams
- 41 Blake Lynch
- 40 Denzel Mims
- 39 Jameson Houston, Bravvion Roy
- 38 Clay Johnston
- 36 JaMycal Hasty, Chris Miller
- 34 James Lockhart (16)
- 31 Jake Fruhmorgen (19)
- 30 Jared Atkinson
- 29 Grayland Arnold, Trestan Ebner, Marques Jones, James Lynch
- 28 John Lovett, Jairon McVea
- 27 Jalen Pitre, Trystan Slinker
- 26 Charlie Brewer
- 23 Ryan Miller
- 21 Zeke Brown, Raleigh Texada
- 20 Xavier Newman
- 19 Koby Bullard
- 18 Terrel Bernard, Connor Galvin, Christoph Henle, Tyquan Thornton
- 17 Josh Fleeks
- 16 Kalon Barnes, Christian Morgan
- 15 Chidi Ogbonnaya, Rob Saulin, RJ Sneed, Skyler Wetzel (10)
- 14 Ashton Logan, Jay Sedwick
- 13 Tyler Henderson, Owen Rogers
- 12 Russell Morrison
- 11 Jake Copeland, Gavin Holmes, Khalil Keith, Abram Smith, Johncarlo Valentin
- 8 Mark Milton
- 7 Gerry Bohanon, Cody George, Jason Moore, Ben Sims
- 6 John Mayers, Issac Power, Bralen Taylor
- 5 Blake Bedier, Gabe Hall, Michael McNair, Casey Phillips, Prince Pines, Brayden Utley, Niadré Zouzoua
- 4 Bryson Jackson, Will Williams
- 3 Dru Dixon, Garret McGuire, Ty Smith, Jim Threat
- 2 Davis Baucum, Will Baxter, Blake George, Colby Johnston, Matt Jones, Qualan Jones, Josh Landry, Alex Lanham, Paul Matavao-Poialii, Cole Maxwell, Tripp Mitchell, Kyle Peterson, Garmon Randolph, Noah Rauschenberg, Thor Rodoni, Harrison White, Kolby White, Craig Williams
- 1 Brandon Bass, Jacoby Clarke, Colby Delashaw, T.J. Franklin, Jackson Gleeson, Collin Losack, Shevin Smith, Yusuf Terry, Solo Turner, Brandon White, Jonah White

(italics represent previous school total)

PRONUNCIATION GUIDE

GRAYLAND Arnold	GRAY-lund
KALON Barnes	KAY-lun
Blake BEDIER	BEH-dee-YAY
TERREL Bernard	TUH-rell
GERRY Bohanon	Gary
Davis DIVALL	Davis DUH-VOL
Trestan EBNER	TRESS-tan EBB-nurr
Jake FRUHMORGEN	froo-MOHR-gen
CHRISTOPH HENLE	KRISS-toff HEN-lee
MARQUES Jones	MAR-kuss
QUALAN Jones	KWAY-lun
KHALIL Keith	KUH-leal
Henry KLINGE	Cling
Paul MATAVAO-POIALII	Mot-UH-vow POE-uh-LEE-ee
Ross MATISCIK	Mat-IZ-sick
JAIRON MCVEA	JARE-un MICK-vay

XAVIER Newman	ex-AY-vee-uhr
CHIDI OGBONNAYA	CHEE-dee OH-bug-nye-uh
Jalen PITRE	PEE-tree
Noah RAUSCHENBERG	RAW-shin-BURG
Thor RODONI	RUH-dohn-ee
BRAVVION Roy	BRAY-vee-on
BRALEN Taylor	BRAY-lin
YUSUF Terry	You-SUFF
RALEIGH TEXADA	RAW-lee tuh-HAH-duh
TYQUAN Thornton	tye-KWON
Johncarlo VALENTIN	Val-in-tine
Skyler WETZEL	Wet-ZULL
Jacob ZENO	ZEE-no
Niadré ZOUZOUA	KNEE-ah-DRAY ZOO-zwah

PLAYER SPOTLIGHTS



1 GRAYLAND ARNOLD

S • 5-10 • 190 • JR. • 2L
KOUNTZE, TEXAS (KOUNTZE HS)

Veteran defensive back that redshirted 2018 ... Ranks 7th among Baylor active leaders in career starts (19) ... voted a single digit by teammates in 2017 and 2018

2019 (Junior): Has started four of five games on the season at safety ... Collected his first interception of the season and first since 2017 at K-State (10/5), also had his first-career sack ... Had 3 tackles (2 solo) and returned 2 punts vs. ISU (9/28) ... Tallied 4 tackles (2 solo), including 1.0 TFL in a victory at Rice (9/21) ... Named Big 12 Special Teams Player of the Week after returning a punt 73 yards for a touchdown vs. UTSA (9/7), the first punt return TD for the Bears since 2013, tied for the ninth longest in program history, also collected three tackles on the day ... Against SFA (8/31), made 4 tackles (2 solo) and a half TFL, also returned 2 punts for a total of 17 yards, including a career-long 13 yard return.

DEFENSIVE

YEAR	G/GS	UT	AT	TT	TFL-YD	QBS-YD	FF/FR	PBU	INT-YD
2016	11/4	17	3	20	2.0-10	0-0	0/0	4	0-0
2017	9/9	26	9	35	3.0-8	0-0	1/1	8	1-20
2018	4/2	6	0	6	0-0	0-0	0/0	0	0-0
2019	5/4	10	5	15	2.5-5	1.0-3	0/0	0	1-17
CAREER	28/19	58	17	75	6.5-20	1.0-3	1/1	12	2-37

PUNT RETURNS

YEAR	G/GS	NO	YD	AVG	TD	LP/OPPONENT
2016	11/4	0	0	0.0	0	--
2017	9/9	0	0	0.0	0	--
2018	4/2	2	12	6.0	0	11/Kansas
2019	4/4	7	103	14.7	1	73/UTSA
CAREER	28/19	9	115	12.8	1	73/UTSA (2019)

CAREER BESTS

Tackles: 6 vs. Texas Tech (11/11/17); at TCU (11/24/17)
Solo Tackles: 5 at TCU (11/24/17)
Sack: 1 at K-State (10/5/19)
Tackles-For-Loss: 2 vs. Boise State (12/27/16)
Interceptions: 1, 2x at K-State (10/5), vs. Texas (10/28/17)
Forced Fumbles: 1 at Oklahoma State (10/14/17)
Fumble Recoveries: 1 at Oklahoma State (10/14/17)
Pass Breakups: 2 at WVU (12/3/16); vs. ISU (11/18/17)



16 JARED ATKINSON

WR • 6-3 • 216 • JR. • 2L
MESQUITE, TEXAS (HORN HS)

2019 (Junior): Has appeared in all five games on the year ... Made an appearance at K-State, but did not record a stat ... Recorded his second catch of the season, a 9-yd reception vs. ISU (9/28) ... made an appearance at Rice (9/21) and had one pass attempt to his credit, but did not record a catch ... Made an appearance vs. UTSA (9/7) but did not catch a pass ... Caught one pass for 16 yards vs. SFA (8/31).

ATKINSON CAREER STATISTICS

RECEIVING

YEAR	G/GS	REC	YD	AVG	TD	LP/OPPONENT
2016	9/0	4	44	11.0	0	20/at West Virginia
2017	12/2	5	73	14.6	0	25/at TCU
2018	4/1	0	0	0.0	0	0/0
2019	5/0	2	25	12.5	0	16/SFA
CAREER	30/3	11	142	12.9	0	25/at TCU

PASSING

YEAR	G/GS	CMP	ATT	PCT	YDS	INT	TD	EFF.	LP/OPPONENT
2016	9/0	0	0	0.0	0	0	0	0.0	0
2017	122	1	1	100.0	20	0	0	268.0	20/
2018	4/0	1	1	100.0	36	0	0	402.4	36/UTSA
2019	5/0	0	1	0.0	0	0	0	0.0	-
CAREER	30/2	2	3	66.7	56	0	0	223.5	36/UTSA

RUSHING

YEAR	G/GS	ATT	YD	AVG/A	TD	LP/OPPONENT
2016	9/0	1	1	1.0	0	1
2017	12/2	2	15	7.5	0	8/Iowa State
2018	4/0	0	0	0.0	0	-
2019	5/0	0	0	0.0	0	-
CAREER	30/2	3	16	5.3	0	8/Iowa State

CAREER BESTS

Receptions: 3 at TCU (11/24/17)
Receiving Yards: 49 at TCU (11/24/17)
Touchdowns: --
Longest Reception: 25 at TCU (11/24/17)
100-Yard Games: Season (0); Career (0)
200-Yard Games: Season (0); Career (0)



12 KALON BARNES

CB • 6-0 • 186 • SO. • 1L
SILSBEE, TEXAS (SILSBEE HS)

One of the fastest player in the nation ... member of Baylor track and field team ... all conditions 100 meter personal best of 10.04 during senior year of high school ... won Texas high school 100 and 200 meter titles in both 2017 and 2018 ... nickname is "Boogie" ... moved to corner from wide receiver during 2018 fall camp.

2019 (Sophomore): Was credited with 1 tackle and 1 pass breakup at K-State (10/5) ... Had 1 tackle and 1 pass breakup in victory over ISU (9/28) ... Tallied 1 tackle and forced his first-career fumble at Rice (9/21) ... Collected a career-high 4 tackles (2 solo) and was credited with one pass breakup vs. UTSA (9/7) ... Made his season debut in the opener vs. SFA (8/31), making one tackle, also credited with one pass defense.

BARNES CAREER STATISTICS

DEFENSIVE

YEAR	G/GS	UT	AT	TT	TFL-YD	QBS-YD	FF/FR	PBU	INT-YD
2018	11/1	7	3	10	0-0	0-0	0/0	1	0-0
2019	5/0	4	4	8	0.5-0	0-0	1/0	3	0-0
CAREER	16/1	11	7	18	0.5-0	0-0	1/0	4	0-0

DEFENSIVE CAREER BESTS

Tackles: 4, vs. UTSA (9/7/19)
Solo Tackles: 3, vs. Oklahoma State (11/3/18)
Tackles-For-Loss: N/R
Interceptions: N/R
Forced Fumbles: 1 at Rice (9/21/19)
Fumble Recoveries: N/R
Pass Breakups: 1, 2x, vs. ISU (9/28/19), vs. UTSA (9/7/19), vs. Kansas State (10/6/18)

PLAYER SPOTLIGHTS



26

TERREL BERNARD

LB • 6-1 • 222 • SO. • 1L
LA PORTE, TEXAS (LA PORTE HS)

2019 (Sophomore): Has appeared in all five games on the season and started three games so far on the season at WLB ... collected 5 tackles (2 solo) and was credited with 1 pass breakup at K-State (10/5) ... finished tied for second on the team with a season-high 6 tackles (2 solo) vs. ISU (9/28) ... tallied 5 tackles (3 solo) at Rice (9/21) ... collected 4 tackles (1 solo) and was credited with 1 QBH vs. UTSA (9/7) ... in the season opener vs. SFA (8/31), collected 4 total tackles (2 solo).

BERNARD CAREER STATISTICS

DEFENSIVE									
YEAR	G/GS	UT	AT	TT	TFL-YD	QBS-YD	FF/FR	PBU	INT-YD
2017	2/0	0	0	0	0-0	0-0	0/0	0	0-0
2018	11/2	22	22	44	3.0-15	1-12	0/0	1	1-28
2019	5/3	10	14	24	0-0	0-0	0/0	2	0-0
CAREER	18/5	35	36	71	3.0-15	1-12	0/0	3	1-28

CAREER BESTS

Tackles: 7, three times, last vs. Kansas (9/22/18)
Solo Tackles: 5 vs. Kansas (9/22/18)
Tackles-For-Loss: 1 twice, last vs. Kansas (9/22/18)
Sacks: 1 at UTSA (9/8/18)
Interceptions: 1 vs. ACU (9/1/18)
Forced Fumbles: --
Fumble Recoveries: --
QB Hurries: 1 vs. UTSA (9/7/19)



8

HENRY BLACK

S • 6-0 • 206 • SR. • 3L
SHREVEPORT, LA. (WOODLAWN HS)

Ranks second among active Baylor players in career games played with 43 Voted a single-digit by his teammates in Aug. 2019 and 2018 ... Completed undergraduate degree in December 2018.

2019 (Senior): Has started all five games on the season ... collected 1 tackle in a victory at K-State (10/5) ... finished with 3 tackles (all solo) with 1 pass breakup, the first of his career in a victory over ISU (9/28) ... had 2 tackles in the Bears' victory at Rice (9/21) ... finished with 5 tackles vs. UTSA (9/7), second most on the team. against SFA (8/31), made 1 tackle in the win.

BLACK CAREER STATISTICS

DEFENSIVE									
YEAR	G/GS	UT	AT	TT	TFL-YD	QBS-YD	FF/FR	PBU	INT-YD
2015									
				redshirt					
2016	13/0	6	2	8	0-0	0-0	0/0	0	0-0
2017	12/6	13	12	25	0-0	0-0	0/0	0	1-0
2018	13/4	18	6	24	3.0-21	2.0-18	0/0	0	0-0
2019	5/5	7	5	12	0-0	0-0	0/0	1	0-0
CAREER	43/15	44	25	69	3.0-21	2.0-18	0/0	1	1-0

CAREER BESTS

Tackles: 8 vs. TCU (11/17/18)
Solo Tackles: 6 vs. TCU (11/17/18)
Tackles-For-Loss: 2.0 vs. TCU (11/17/18)
Sacks: 1.0, 2x, vs. TCU (11/17/18) vs. Kansas State (10/6/18)
Interceptions: 1 at Duke (9/16/17)
Forced Fumbles: --
Fumble Recoveries: --
Pass Breakups: --1 vs. Iowa State (9/27/19)



11

GERRY BOHANON

QB • 6-3 • 221 • R-FR. • RS
EARLE, ARK. (EARLE HS)

Physical, athletic quarterback prospect expected to backup Charlie Brewer in 2019 ... saw action in three games as true freshman, but earned redshirt ... enrolled January 2018 ... Spring 2018 Big 12 Commissioner's Honor Roll.

2019 (RS-Freshman): In his fourth appearance of the season at K-State (10/5), rushed 4 yards for a TD, his second of the year, also connected with RJ Sneed for a career-long pass of 38 yards as he was 1-for-1 passing and had 3 rushing attempts in the victory ... Made his third appearance of the season vs. Iowa State (9/28) ... against UTSA (9/7) rushed for 93 yards on 7 carries, including his first career rushing TD, also was 4-for-7 passing for 15 yards ... in the season opener vs. SFA (8/31), was 5-for-6 for 51 yards passing, tossed his first career TD pass, a 9-yd pass to Tyquan Thornton, also rushed for 84 yards on six carries with a long of 39.

BOHANON CAREER STATISTICS

PASSING									
YEAR	G/GS	CMP	ATT	PCT	YDS	INT	TD	EFF.	LP/OPPONENT
2018	3/0	0	1	0.0	0	0	0	0.0	0
2019	4/0	10	14	71.4	104	0	1	157.4	38/K-State
CAREER	7/0	10	15	66.7	104	0	1	146.9	38/K-State

RUSHING

YEAR	G/GS	ATT	YD	AVG/A	TD	LP/OPPONENT
2018	3/0	2	5	2.5	0	3/Oklahoma State
2019	4/0	17	177	10.4	2	38/UTSA
CAREER	7/0	19	182	9.6	2	38/UTSA



12
CHARLIE BREWER
 QB • 6-1 • 206 • JR. • 2L
 AUSTIN, TEXAS (LAKE TRAVIS HS)

Athletic, accurate, smart QB with outstanding intangibles ... has started 19 of last 20 games for Baylor ... 2019 Preseason All-Big 12 selection (Phil Steele) ... 2019 Davey O'Brien Award watch list ... 2019 Maxwell Award watch list ... 2017 Big 12 Co-Offensive Freshman of the Year (Coaches) ... Career completion percentage of .641 is second-best in BU history (RGIII, .671) ... Has posted 14 career 200+ passing yard games, good for 7th most in program history ... The Austin native has eclipsed 300 yards passing nine times, becoming the fourth player in program history with nine or more games of 300+ yards passing ... Brewer has passed for 400+ yards twice, fifth most in BU history (Robert Griffin III, Bryce Petty, Blake Szymanski, Nick Florence) ... Has nine career rushing TDs, 7th-most by a Baylor quarterback in program history ... 2017 Big 12 Offensive Freshman of the Year (Waco Trib and Athlon Sports) ... Set national high school completion percentage record as all-state senior while winning state title ... Father, uncle and older brother all played quarterback in college.

2019 (Junior): Was 14-for-23 passing for 230 yards and 1 TD, along with 3 rushing attempts in a victory at K-State (10/5) ... Riding a strong second-half performance, Brewer had his second-straight 300+ passing yards performance vs. Iowa State (9/28), throwing for 307 yards on 26-of-45 passing, tying his career high of 3 TD passes, also rushed 13 times for 29 yards in the victory ... was 20-for-27 for 303 yards and 1 TD, including a season-long pass of 50 yards (a TD to Platt), also led the team in rushing as he rushed 12 times for 58 yards, including 1 TD at Rice (9/21) ... against UTSA (9/7), was 12-for-16 passing for 163 yards and 3 TD passes, also rushed 4 times for 10 yards, including his eighth-career rushing TD on a 5-yd scamper, did not throw an interception ... in the season opener vs. SFA (8/31), threw for 199 yards on 21-of-31 passing, with three passing TDs and no interceptions.

BREWER CAREER STATISTICS

PASSING

YEAR	G/GS	CMP	ATT	PCT	YDS	INT	TD	EFF.	LP/OPPONENT
2017	8/4	139	204	68.1	1,562	4	11	146.33	58/at TCU (TD)
2018	13/12	240	390	62.0	3,019	9	19	138.0	75/Vanderbilt
2019	5/5	93	142	65.5	1,202	0	11	162.2	50/Rice (TD)
CAREER	26/21	472	736	64.1	5,783	13	41	145.0	75/Vanderbilt (TD)

RUSHING

YEAR	G/GS	ATT	YD	AVG/A	TD	LP/OPPONENT
2017	8/4	65	166	2.6	0	51/at TCU
2018	13/12	133	375	2.8	7	38/Vanderbilt
2019	5/5	34	74	2.2	2	25/Rice (TD)
CAREER	26/21	232	615	2.7	9	51/at TCU

RECEIVING

YEAR	G/GS	REC	YD	AVG	TD	LP/OPPONENT
2017	8/1	1	20	20.0	0	20/Kansas
2018	13/12	1	36	36.0	0	36/UTSA
2019	5/5	0	0	0	0	-
CAREER	26/21	2	56	28.0	0	36/UTSA (2018)


CAREER BESTS

PASSING

Attempts: 63 vs. Texas Tech (11/11/17)
Completions: 43 vs. Texas Tech (11/11/17)
Yards: 417 vs. Texas Tech (11/11/17)
Touchdowns: 3, 6 times, vs. Iowa State (9/27/19), vs. Texas Tech (11/24/18); vs. Kansas (9/22/18); at UTSA (9/8/18); at Kansas (11/4/17); vs. Texas Tech (11/11/17)
Longest Pass: 75 vs. Vanderbilt (12/27/18)
200-Yard Games: Season (3); Career (14) (Last at K-State 10/5/19)
300-Yard Games: Season (2); Career (9) (Last vs. Iowa State 9/28/19)
400-Yard Games: Season (0); Career (2) (Last at Oklahoma 9/29/18)

RUSHING

Attempts: 18 vs. TCU (11/17/18)
Yards: 109 vs. Vanderbilt (12/27/18)
Touchdowns: 2 vs. Duke (9/15/18)
Longest Rush: 51 at TCU (11/24/17)
100-Yard Games: Season (0); Career (1)
200-Yard Games: Season (0); Career (0)



25
TRESTAN EBNER
 RB • 5-11 • 208 • JR. • 2L
 HENDERSON, TEXAS (HENDERSON HS)

Quick runner with elite pass-catching skills ... 10th among Power 5 running backs with 29 receptions in 2018 ... three career 100-yard games (two receiving, one rushing) ... 2019 Preseason All-Big third team (Athlon), 2019 Preseason All-Big 12 fourth team (Phil Steele)

2019 (Junior): Earned his 2nd start of the season at K-State (10/5), rushed 9 times for 6 yards and hauled in 2 passes for 24 yards ... rushed 4 times for 16 yards in a victory over ISU (9/28) ... at Rice (9/1) carried the ball 7 times for 10 yards, also had 1 reception for 5 yards ... against UTSA (9/7) rushed 4 times for 76 yards with a long of 55 yards, a new career best ... had a career day in the season opener vs. SFA (8/31), scored a career-high three touchdowns (two rushing, one receiving), opened up scoring with a 16-yard receiving TD and then in the second quarter had back-to-back scores, a 21-yard rushing TD and an 11-yd rushing TD, finished with 2 carries (both scores) for 32 yards and 5 receptions for 40 yards.

EBNER CAREER STATISTICS

RUSHING

YEAR	G/GS	ATT	YD	AVG	TD	LP/OPPONENT
2017	11/0	23	121	5.3	2	40/WVU (TD)
2018	13/1	69	413	6.0	1	34/Vanderbilt (TD)
2019	5/2	26	150	5.8	2	55/UTSA
CAREER	29/3	118	684	5.8	5	55/UTSA

RECEIVING

YEAR	G/GS	REC	YD	AVG	TD	LP/OPPONENT
2017	11/0	20	267	13.4	3	58/at TCU (TD)
2018	13/1	29	348	12.0	1	75/Vanderbilt (TD)
2019	5/2	8	69	8.6	1	23/K-State
CAREER	29/3	57	684	12.0	5	75/Vanderbilt (2018)

PUNT RETURNS

YEAR	G/GS	NO	YD	AVG	TD	LP/OPPONENT
2017	11/0	0	0	0	0	0.0
2018	13/1	0	7	0.7	1	7 vs. OSU (TD)
2019	5/2	0	0	0.0	0	--
CAREER	29/3	0	7	0.3	1	7 vs. OSU (11/13/18)

PASSING

YEAR	G/GS	CMP	ATT	PCT	YDS	INT	TD	EFF.	LP/OPPONENT
2017	11/0	0	0	0.0	0	0	0	0.0	--
2018	13/1	0	1	0.0	0	1	0	-200.0	--
2019	5/2	0	0	0.0	0	0	0	0.0	--
CAREER	29/3	0	1	0.0	0	1	0	-200.0	--

CAREER BESTS

RUSHING

Attempts: 17 vs. Kansas State (10/6/18)
Yards: 100 vs. Kansas State (10/6/18)
Touchdowns: 2 vs. SFA (8/31/19)
Longest Rush: 55 vs. UTSA (9/7/19)
100-Yard Games: Season (0); Career (1) vs. Kansas State (10/6/18)
200-Yard Games: Season (0); Career (0)

PLAYER SPOTLIGHTS

CAREER BESTS

RECEIVING

Receptions: 6 at TCU (11/24/17)
Receiving Yards: 109, twice vs. Vanderbilt (12/27/18); vs. West Virginia (10/22/17)
Touchdowns: 2 vs. West Virginia (10/22/17)
Longest Reception: 75 vs. Vanderbilt (12/27/18)
100-Yard Games: Season (0); Career (2) (Last vs. Vanderbilt 12/27/18)
200-Yard Games: Season (0); Career (0)



21 JOSH FLEEKE

WR • 5-11 • 188 • SO. • 1L
 DALLAS, TEXAS (CEDAR HILL HS)

Speedy, elusive slot receiver that excels with ball in his hands ... 2019 Preseason All-Big 12 fourth team (Phil Steele)

2019 (Sophomore): Made an appearance at K-State (10/5) and vs. ISU (9/28), but did not record a stat in either contest... rushed for his first TD of the year, a 6-yd scamper at Rice (9/21), overall had 2 carries for 5 yards and returned 1 kick for 14 yards ... had 1 kick return for 25 yards vs. UTSA (9/7) ... in the season opener vs. SFA (8/31), caught 4 passes for 37 yards, also returned 1 kickoff for 16 yards.

FLEEKE CAREER STATISTICS

RECEIVING

YEAR	G/GS	REC	YD	AVG	TD	LP/OPPONENT
2018	12/1	14	126	9.0	1	34/Kansas (9/22/18)
2019	5/0	4	37	9.2	0	12/SFA (8/31/19)
CAREER	17/1	18	163	9.1	1	34/Kansas (2018)

RUSHING

YEAR	G/GS	ATT	YD	AVG	TD	LP/OPPONENT
2018	12/1	9	16	1.8	1	17/OSU (11/3/18)
2019	5/0	2	5	2.5	1	6/Rice (TD) (9/21/19)
CAREER	17/1	11	21	1.9	2	17/OSU (2018)

KICK RETURNS

YEAR	G/GS	NO	YD	TD	LONG	AVG/R
2018	12/1	21	380	0	41	18.1
2019	5/0	3	55	0	25	18.3
CAREER	17/1	24	435	0	41	18.1

ALL-PURPOSE

YEAR	G/GS	RUSH	RCV	PR	KR	TOTAL	AVG/G
2018	12/1	16	126	0	380	522	43.5
2019	5/0	5	37	0	55	97	32.3
CAREER	17/1	21	163	0	435	619	41.3

CAREER BESTS

RUSHING

Attempts: 2, 3x, vs. OSU (11/3/18), at West Virginia (10/25/18), vs. ACU (9/1/18)
Yards: 18, vs. OSU (11/3/18)
Touchdowns: 1, 2x, at Rice (9/21/19), at West Virginia (10/25/18)
Longest Rush: 17, vs. OSU (11/3/18)
100-Yard Games: --
200-Yard Games: --

RECEIVING

Receptions: 5 vs. Kansas (9/22/18)
Receiving Yards: 65 vs. Kansas (9/22/18)
Touchdowns: 1 vs. Kansas (9/22/18)
Longest Reception: 34 yards vs. Kansas (9/22/18)
100-Yard Receiving Games: --
200-Yard Receiving Games: --



95 GABE HALL

DT • 6-5 • 305 • FR. • HS
 WALLER, TEXAS (WALLER HS)

2019 (Freshman): Has appeared in all five games on the season ... Earned the first tackles of his career at K-State (10/5), finishing with a career-high 2 ... Was credited with 2 QB hurries, the first of his career, in a victory over ISU (9/28) ... Has blocked 1 of 2 kicks for the Bears this year ... Appeared for the Bears at DT at Rice (9/21) ... Made an appearance vs. UTSA (9/7), but did not record a stat ... Made his collegiate debut vs. SFA (8/31), came up with his first career blocked kick as he blocked an SFA field goal attempt.

HALL CAREER STATISTICS

DEFENSIVE

YEAR	G/GS	UT	AT	TT	TFL-YD	QBS-YD	FF/FR	QBH	INT-YD
2019	5/0	1	1	2	0-0	0-0	0/0	2	0-0

CAREER BESTS

Tackles: 2 at K-State (10/5/19)
Solo Tackles: 1 at K-State (10/5/19)
Tackles-For-Loss: N/A
Sacks: N/A
Forced Fumbles: N/A
Fumbles Recovered: N/A
QB Hurries: 2 - vs. Iowa State (9/27/19)
Pass Breakups: N/A
Blocked Kick: 1 vs. SFA (8/31)



6 JAMYCAL HASTY

RB • 5-9 • 205 • SR. • 3L
 LONGVIEW, TEXAS (LONGVIEW HS)

Elusive and quick fifth-year senior running back ... 36 games played with 15 career starts ... Rushed for 434 yards on 82 carries, 4 rushing TDs, 1 receiving TD in 2018 ... Ran for 314 yards and one TD in injury-marred sophomore season ... Rushed for 623 yards and three scores as a redshirt freshman in 2016 ... Sat out 2015 as redshirt ... 2018 Big 12 All-Academic second team selection ... Graduated with a degree in health, kinesiology and leisure studies in August 2018 ... selected by his teammates for a single-digit jersey number in 2019 and 2018.

2019 (Senior): Finished with a season-best 87 yards rushing on 8 carries, along with a season-best 33 yd carry at K-State (10/5), also had 1 reception for 5 yards and 1 kick return for a season-high 21 yards ... had 3 carries for 10 yards and 3 receptions, a season high, for 14 yards in a victory over ISU (9/28) ... rushed 7 times for 39 yards, with a long of 21 yards, also had 1 reception for 6 yards and had 1 kick return for 11 yards at Rice (9/21) ... rushed 7 times for 18 yards and his first TD of the year, also caught 2 passes for 8 yards vs. UTSA (9/7) ... Made his 14th career start in the season opener vs. SFA (8/31), collected 25 yards rushing on 10 carries, also tallied 2 receptions for 6 yards.

HASTY CAREER STATISTICS

RUSHING

YEAR	G/GS	ATT	YD	AVG	TD	LP/OPPONENT
2015						redshirt
2016	12/0	119	623	5.2	3	31/at Rice
2017	8/3	76	314	4.1	1	41/Iowa State
2018	11/10	82	434	5.3	4	54/ACU (TD)
2019	5/2	35	179	5.1	1	33/K-State
CAREER	36/15	312	1550	5.0	9	54/ACU (TD)

PLAYER SPOTLIGHTS

RECEIVING

YEAR	G/GS	REC	YD	AVG	TD	LP/OPPONENT
2015			redshirt			
2016	12/0	3	26	8.7	0	21/at Rice
2017	8/3	25	105	4.2	0	17/Texas Tech
2018	11/10	26	170	6.5	1	34/ACU
2019	5/2	9	39	4.3	0	15/Iowa State
CAREER	36/15	63	340	5.4	1	34/ACU

KICK RETURNS

YEAR	G/GS	NO	YD	AVG	TD	LP/OPPONENT
2015			redshirt			
2016	12/0	8	160	20.0	0	23
2017	8/3	2	55	27.5	0	36
2018	11/10	0	00	0.0	0	--
2019	5/2	2	32	16.0	0	21/K-State
CAREER	36/15	0	247	20.6	0	36

CAREER BESTS

RUSHING

Attempts: 19 at Oklahoma (11/12/16)

Yards: 105 at Rice (9/16/16)

Touchdowns: 2, vs. ACU (9/1/18)

Longest Rush: 51 vs. ACU (9/1/18)

100-Yard Games: Season (0); Career (2) (Last 9/1/18 vs. ACU)

200-Yard Games: Season (0); Career (0)

CAREER BESTS

Receptions: 9 vs. Texas Tech (11/11/17)

Receiving Yards: 67 vs. ACU (9/1/18)

Touchdowns: 1 at UTSA (9/8/18)

Longest Reception: 34 vs. ACU (9/1/18)

100-Yard Games: Season (0); Career (0)

200-Yard Games: Season (0); Career (0)



11

JAMESON HOUSTON

CB • 5-11 • 200 • SR. • 3L

AUSTIN, TEXAS (ST. MICHAEL'S ACADEMY)

2019 (Senior): Has appeared in all 5 games on the season, starting all 5 at cornerback ... had 1 tackle in the victory at K-State (10/5) ... collected 2 tackles vs. ISU (9/28) ... at Rice (9/21), tallied a season-best 4 tackles (2 solo) along with 1 pass break up ... started at cornerback vs. UTSA (9/7) collected 2 tackles on the day ... was named a game team captain for the season opener vs. SFA (8/31), started at cornerback, did not record a stat.

HOUSTON CAREER STATISTICS

DEFENSIVE

YEAR	G/GS	UT	AT	TT	TFL-YD	QBS-YD	FF/FR	QBH	INT-YD
2016	11/2	13	2	15	0.5-1	0-0	1/1	0	0-0
2017	11/2	16	2	18	1.0-4	0-0	0/0	1	0-0
2018	12/0	6	3	9	0-0	0-0	0/0	0	0-0
2019	5/5	5	4	9	0-0	0-0	0/0	0	0-0
CAREER	39/9	40	11	51	1.5-5	0-0	1/1	1	0-0

CAREER BESTS

Tackles: 6 vs. Texas (10/28/17)

Solo Tackles: 5 vs. Texas (10/28/17)

Tackles-For-Loss: 1.0 vs. Texas Tech (11/11/17)

PBUs: 1, nine times, last at Rice (9/21/19)

Forced Fumbles: 1 at Texas (10/29/16)

Recovered Fumbles: 1 at Texas (10/29/16)



87

CHRISTOPH HENLE

TE • 6-6 • 259 • SO. • 1L

INNSBRUCK, AUSTRIA (THE OAKRIDGE SCHOOL)

Physical blocker that served as primary tight end during 2018 season ... Enrolled January 2018 ... originally from Innsbruck, Austria ... attended high school in Arlington, Texas ... spring 2018 Big 12 Commissioner's Honor Roll selection.

2019 (Sophomore): Has appeared in all five games this season at tight end ... made appearances at K-State (10/5) and vs. ISU (9/27), but did not record a stat in either contest ... hauled in his second catch of the season, a season-long 11-yd reception at Rice (9/21) ... earned his first start of the season vs. UTSA (9/7) but did not record a catch ... had 1 reception for 8 yards in the season opener vs. SFA (8/31).

HENLE CAREER STATISTICS

RECEIVING

YEAR	G/GS	REC	YD	AVG	TD	LP/OPPONENT
2018	13/6	7	58	8.3	0	13/Kansas (9/22/18)
2019	5/1	2	19	9.5	0	11/Rice (9/21/19)
CAREER	18/7	9	77	8.6	0	13/Kansas (2018)

CAREER BESTS

Receptions: 2, vs. Vanderbilt (12/27/18)

Receiving Yards: 13 vs. Kansas (9/22/18)

Touchdowns: --

Longest Reception: 13 vs. Kansas (9/22/18)

100-Yard Games: --



4

CLAY JOHNSTON

LB • 6-1 • 232 • SR. • 3L

ABILENE, TEXAS (WYLIE HS)

One of the top linebackers in the Big 12 Conference ... fifth-year senior returning starter at the MIKE position ... 227 career tackles leads team ... has had 10 double-digit tackle performances in his career ... 2019 Preseason All-Big 12 first team selection (Athlon, Lindy's, Phil Steele, Media) ... Butkus Award Watch List ... Nagurski Trophy Watch List ... DCTF All-Texas College first team ... Father, Kent, spent over two decades as strength and conditioning coach, most recently with the NFL's San Diego Chargers and currently serves as injury return specialist with Baylor sports medicine ... completed undergraduate degree in December 2018 ... pursuing master's in sport pedagogy ... 2018 All-Big 12 coaches second team selection ... AP All-Big 12 second team honoree ... Waco Tribune-Herald All-Big 12 second team ... Earned team's Fellowship of Christian Athletes (FCA) Award in the spring ... Earned a single digit jersey in Aug. 2019.

2019 (Senior): Started all five games so far on the year at MLB ... for the third-straight game led the Bears with total tackles, also third-straight double-digit tackle total as he had 11 with 1.0 TFL at K-State (10/5) ... had a team-high 13 tackles vs. ISU (9/28), also had 1.5 TFL, a season-high 2 pass breakups and 1.0 sack for 5 yards ... tallied a team-high 13 tackles (7 solo), with 2.0 TFL and 1 pass break up at Rice (9/21) ... led the team with 6 tackles (2 solo), a career-best 1.5 sacks for 8 yards vs. UTSA (9/7) ... in the season opener vs. SFA (8/31), finished second on the team with 5 tackles (3 solo) with a half TFL and one pass breakup.

PLAYER SPOTLIGHTS

JOHNSTON CAREER STATISTICS

DEFENSIVE

YEAR	G/GS	UT	AT	TT	TFL-YD	QBS-YD	FF/FR	QBH	INT-YD
2015				redshirted					
2016	13/2	14	12	26	4.0-14	0-0	0/0	1	1-65
2017	8/8	34	20	54	9.0-29	1.0-7	1/0	3	0-0
2018	12/11	64	35	99	5.5-26	1.0-12	0/0	0	0-0
2019	5/5	27	21	48	6.5-25	2.5-13	0/0	1	0-0
CAREER	38/26	139	88	227	25.0-94	4.5-32	1/0	5	1-65

CAREER BESTS

Tackles: 17, vs. Oklahoma State (11/3/18)

Solo Tackles: 14, vs. Oklahoma State (11/3/18)

Tackles-For-Loss: 3.0 at Duke (9/16/17)

Sacks: 1.5 vs. UTSA (9/7/19)

Interceptions: 1 vs. Kansas (10/15/16)

Forced Fumbles: 1 vs. Liberty (9/2/17)

Fumble Recoveries: --

QB Hurries: 2 at Duke (9/16/17)



84

MARQUES JONES

WR • 6-2 • 211 • SR. • 2L

MCKINNEY, TEXAS (MCKINNEY HS)

Speedy wide receiver and scholar athlete ... Named Baylor's 2018-19 engineering student of the year ... Scored first and last touchdowns of 2018 season for Baylor including the game-winner vs. Vanderbilt in Texas Bowl ... Has played in 28 career games with 10 starts ... 2018 Gerald Lage Academic Achievement Award from Big 12 ... 2018 and 2017 Academic All-Big 12 first team ... Completed a 4.0 GPA in Electrical and Computer Engineering for spring 2019 ... Earned a scholarship at the end of 2018 fall camp.

2019 (Senior): Has appeared in 4-of-5 games on the season for the Bears ... made back-to-back appearances at K-State (10/5) and vs. Iowa State (9/28) but did not record a stat ... made his second-straight start of the season at receiver vs. UTSA (9/7) ... started at wide receiver in the season opener vs. SFA (8/31), did not record a stat.

M. JONES CAREER STATISTICS

RECEIVING

YEAR	G/GS	REC	YD	AVG	TD	LP/OPPONENT
2015			redshirt			
2016	0/0	0	0	0.0	0	--
2017	12/1	3	35	11.7	0	14/Texas
2018	13/7	21	242	11.5	2	52/Vanderbilt (TD)
2019	4/2	0	0	0.0	0	--
CAREER	29/10	24	277	11.5	2	52/Vanderbilt (TD)

CAREER BESTS

Receptions: 3, 3x, at Iowa State (11/10/18), at Oklahoma (9/29/18), vs. Duke (9/15/18)

Receiving Yards: 52 vs. Vanderbilt (12/27/18)

Touchdowns: 1, vs. Vanderbilt (12/27/18); vs. ACU (9/1/18)

Longest Reception: 52 vs. Vanderbilt (12/27/18)

100-Yard Games: Season (0); Career (0)

200-Yard Games: Season (0); Career (0)



9

JAMES LOCKHART

DE • 6-2 • 263 • SR. • 1L

ENNIS, TEXAS (TEXAS A&M)

Fifth-year senior leader on the defensive line ... hailed by coaching staff for having best spring of all defensive linemen, named Most Improved Defensive Player in the spring ... Has played in 34 career games with seven starts ... 2018 Big 12 All-Academic second team honoree ... Transfer from Texas A&M enrolled at Baylor in January 2017 ... Redshirted the 2017 season and retained two years of eligibility ... Played in 16 games in his career at Texas A&M ... earned bachelor's degree in May 2019 ... pursuing master's degree in sport pedagogy

2019 (RS Senior - Baylor): Has started at defensive end in all five games on the season ... finished with a half sack and 1 tackle at K-State (10/5) ... tallied 2 tackles, 1.0 sack, 1.0 TFL in the Bears' victory over ISU (9/28), also forced a fumble on the Cyclones' final drive to solidify the win for the Bears ... collected a season-best 4 tackles (3 solo), with 2.0 TFL, including his first sack of the year, 1 fumble recovery and 1 pass break up and 2 QB hurries as the Bears won a defensive battle at Rice (9/21) ... collected 3 tackles (1 solo) in the victory over UTSA (9/7) ... in the season opener vs. SFA (8/31), collected 1 solo tackle, a TFL for 6 yards in the victory.

LOCKHART CAREER STATISTICS

DEFENSIVE

YEAR	G/GS	UT	AT	TT	TFL-YD	QBS-YD	FF/FR	QBH	INT-YD
2015 (A&M)	4/0	1	3	4	0-0	0-0	0/0	0	0-0
2016 (A&M)	12/0	7	4	11	1.0-5	0-0	0/0	0	0-0
2017 (BU)				redshirt					
2018 (BU)	13/2	7	4	11	3.0-7	1.0-5	0/0	2	0-0
2019 (BU)	5/5	7	4	11	4.5-23	2.5-13	1/1	4	0-0
CAREER	33/6	22	15	37	7.5-30	3.5-18	1/1	6	0-0

CAREER BESTS

Tackles: 4, 2x, at Rice (9/21/19), vs. ACU (9/1/18)

Solo Tackles: 4 vs. ACU (9/1/18)

Tackles-For-Loss: 2.0 at Rice (9/21/19)

Sacks: 1.0, 3x, vs. ISU (9/28/19), at Rice (9/21/19), vs. ACU (9/1/18)

PLAYER SPOTLIGHTS



7
JOHN LOVETT
 RB • 6-0 • 212 • JR. • 2L
 BURLINGTON, N.J. (CHEROKEE HS)

Physical, attacking running back and ... spent spring 2019 learning safety position ... could see time at running back and safety in 2019 ... Paul Hornung Award Watch List ... led Baylor in rushing during 2017-18 seasons ... Lovett became the 39th Baylor player in program history to rush for 1,000 yards ... Has 1,330 yards rushing in his career, good for 33rd-best in program history ... Voted single-digit number by teammates in 2017 and 2018.

2019 (Junior): Rushed for 74 yards on 7 carries for 2 TDs, a season-best, including a season-high 46-yd TD scamper at K-State (10/5) ... had 12 carries for 52 yards and returned one kick for 25 yards vs. ISU (9/28) ... earned his first start of the season at Rice (9/21), rushing for 9 yards on 5 carries, also returned 1 kick for 20 yards ... rushed 9 times for 69 yards, a long of 19, also hauled in one pass for 13 yards vs. UTSA (9/7) ... rushed for 100+ yards for the fourth time in his career in the season opener vs. SFA (8/31), finished with a team-high 108 yards on 8 carries with a long of 38, averaged 13.5 yards per carry and 1 TD.

LOVETT CAREER STATISTICS

RUSHING

YEAR	G/GS	ATT	YD	AVG	TD	LP/OPPONENT
2017	11/4	98	445	4.5	5	74/at Kansas State (TD)
2018	12/3	109	573	5.3	6	75/vs. OSU (TD)
2019	5/1	41	312	7.6	3	46/at K-State (TD)
CAREER	28/8	248	1330	5.4	14	75/vs. OSU (TD) (11/3/18)

RECEIVING

YEAR	G/GS	REC	YD	AVG	TD	LP/OPPONENT
2017	11/4	7	20	2.9	0	6/ISU
2018	12/3	5	48	9.6	0	10/Kansas
2019	5/1	1	13	13.0	0	13/UTSA
CAREER	28/8	13	81	6.2	0	13/UTSA (2019)

KICK RETURNS

YEAR	G/GS	NO	YD	AVG	TD	LP/OPPONENT
2017	11/4	7	125	17.9	0	33
2018	12/3	1	14	14.0	0	14/ACU
2019	5/1	4	90	22.5	0	26/UTSA
CAREER	28/8	12	229	19.1	0	33 (2017)


CAREER BESTS

RUSHING

Attempts: 28 vs. Texas Tech (11/24/18)
Yards: 125 vs. Texas Tech (11/24/18)
Touchdowns: 3 vs. ACU (9/1/18)
Longest Rush: 75 vs. OSU (11/3/18) (TD)
100-Yard Games: Season (1); Career (4) vs. SFA (8/31/19), vs. Texas Tech (11/24/18), vs. OSU (11/3/18), vs. ACU (9/1/18)
200-Yard Games: Season (0); Career (0)

RECEIVING

Receptions: 3 vs. UTSA (9/9/17)
Receiving Yards: 18, at West Virginia (10/25/18)
Touchdowns: --
Longest Reception: 6 vs. ISU (11/18/17)
100-Yard Games: Season (0); Career (0)
200-Yard Games: Season (0); Career (0)



2
BLAKE LYNCH
 LB • 6-3 • 225 • SR. • 3L
 GILMER, TEXAS (GILMER HS)

One of the most multi-talented players in the country ... Has made 23 career starts at five different positions (corner, linebacker, safety, wide receiver, running back) ... started at safety once and linebacker nine times in 2018 ... played both corner and wide receiver in 2017, making starts at both positions ... Saw action at both running back and receiver in 2016 ... has also seen game action at wildcat quarterback in his career ... 2019 Preseason All-Big 12 second team selection (Phil Steele) ... Former prep All-American ... Served on mission trip to Brazil during summer 2017 ... Earned his undergraduate degree in December 2018.

2019 (Senior): Started the first five games of the season at SLB ... collected a season-high 7 tackles (5 solo), good for second-best on the team, along with 1.5 TFL, also a season-best at K-State (10/5) ... made three tackles against Iowa State (9/28) ... finished with a season-high 4 tackles (2 solo) at Rice (9/21) ... tallied his second career sack vs. UTSA (9/7), finished with 2 total tackles in the victory ... in the season opener vs. SFA (8/31), hauled in his second-career interception, collected 2 tackles (1 solo), a half TFL, 1 pass break up and blocked the first kick of his career, a punt in the first quarter.

B. LYNCH CAREER STATISTICS

DEFENSIVE

YEAR	G/GS	UT	AT	TT	TFL-YD	QBS-YD	FF/FR	PBU	INT-YD
2015									
2016	11/3	1	0	1	0-0	0-0	0/0	0	0-0
2017	12/5	13	5	18	0-0	0-0	0/0	6	0-0
2018	13/10	31	16	47	4.0-18	1.5-5	0/1	2	1-15
2019	5/5	11	7	18	3.0-5	1-1	0/0	2	1-1
CAREER	41/23	56	28	84	7.0-23	2.5-6	0/1	10	2-16

DEFENSE

Tackles: 10 at Texas (10/13/18)
Solo Tackles: 9 at Texas (10/13/18)
Tackles-For-Loss: 2.0 vs. Vanderbilt (12/27/18)
Interception: 1, 2x, vs. SFA (8/31/19), vs. Texas Tech (11/24/18)
PBUs: 2 vs. Liberty (9/2/17); at Oklahoma State (10/14/17)
Sack: 1.0, 2x, vs. UTSA (9/7/19), vs. Vanderbilt (12/27/18)
Blocked Kick: 1 vs. SFA (8/31/19)

CAREER BESTS

RECEIVING

Receptions: 7 vs. Texas Tech (11/11/17)
Receiving Yards: 110 at TCU (11/24/17)
Longest Reception: 57 at ISU (10/1/16)
Touchdowns: 1, four times, last at TCU (11/24/17)
100-Yard Games: Season (1); Career (1)
200-Yard Games: Season (0); Career (0)

RUSHING

Attempts: 6 at Oklahoma (11/12/16)
Yards: 58 at Oklahoma (11/12/16)
Touchdowns: --
Longest Rush: 21 at Oklahoma (11/12/16)
100-Yard Games: Season (0); Career (0)

PLAYER SPOTLIGHTS



93

JAMES LYNCH

DT • 6-4 • 295 • JR. • 2L
ROUND ROCK, TEXAS (ROUND ROCK HS)

Athletic, physical defender with pass rushing skills ... 2019 Preseason All-Big 12 first team (Athlon, Lindy's, Phil Steele, Media) ... 2019 DCTF All-Texas College first team ... Named to the watch lists for the Bednarik Award and Outland Trophy ... Career totals of 22.5 TFL and 14.5 sacks lead the Baylor roster ... 2018 All-Big 12 second team selection (coaches) ... 2018 AP All-Big 12 first team ... 2018 Waco Tribune-Herald All-Big 12 first team ... 2018 Academic All-Big 12 second team honoree ... 2017 ESPN Freshman All-American.

2019 (Junior): Has started all five games on the year at defensive end ... had a career day at K-State (10/5), tallied a career-best 3.0 sacks, 4.0 TFL, 5 total tackles and his first-career forced fumble that was recovered by the Bears, his 3.0 sacks is a new Baylor record for sacks in a Big 12 contest and the Bears tied their Big 12 record with 6.0 sacks in a conference game ... collected 2 tackles, 1.0 TFL, recovered his first fumble since 2017 to secure the Bears' victory over Iowa State (9/28), also blocked an ISU field goal attempt, his first of the season and second of his career ... had a career-high 2.0 sacks for 15 yards along with 2 tackles (2 solo) at Rice (9/21) ... collected 2 QB hurries and 2 tackles in a victory over UTSA (9/7) ... in the season opener had his first sack of the season for six yards, tied career-best with 2 QB hurries, finished with 2 tackles (one solo) and 1.5 TFL vs. SFA (8/31).

J. LYNCH CAREER STATISTICS

DEFENSIVE										
YEAR	G/GS	UT	AT	TT	TFL-YD	QBS-YD	FF/FR	QBH	INT-YD	
2017	11/0	15	5	20	5.0-21	3.0-18	0/1	0	0-0	
2018	13/13	24	16	40	9.0-58	5.5-45	0/0	6	0-0	
2019	5/5	9	4	13	8.5-38	6.0-32	1/1	5	0-0	
CAREER	29/18	48	25	73	22.5-117	14.5-95	1/2	11	0-0	

CAREER BESTS

Tackles: 7 at TCU (11/24/17)
Solo Tackles: 5 at TCU (11/24/17)
Tackles-For-Loss: 2.0, twice, last vs. K-State (10/6/18)
Sacks: 2.0 at Rice (9/21/19)
Forced Fumbles: --
Fumbles Recovered: 1, 2x, vs. Iowa State (9/28/19), at Kansas (11/4/17)
QB Hurries: 2, 2x, vs. SFA (8/31/19), vs. Duke (9/15/18)
Pass Breakups: 1, 2x, vs. ACU (9/11/18), vs. Duke (9/15/18)
Blocked Kick: 1, 2x, vs. Iowa State (9/28/19), at West Virginia (10/25/18)



95

JOHN MAYERS

K • 5-10 • 184 • R-FR. • RS
FLOWER MOUND, TEXAS (MARCUS HS)

2019 (RS-Freshman): Was 4-for-4 in extra points at K-State (10/5) ... kicked the eventual game-winning field goal with 21 seconds left vs. Iowa State (9/28), a 38-yarder, his first-career made field goal, also was 2-for-2 in extra points ... finished 3-for-3 in extra points vs. Rice (9/21), missed first career field goal attempt from 37 yards ... was 7-for-7 in extra points vs. UTSA (9/7), a new career best ... was 6-for-6 in extra points in the season opener vs. SFA (8/31), did not attempt a field goal

MAYERS CAREER STATISTICS

PLACE-KICKING						
YEAR	G	PAT-A	PCT	FG-A	PCT	TP
2018	1	3-3	1.000	0-0	--	3
2019	5	22-22	1.000	1-3	33.3	28
CAREER	6	25-25	1.000	1-3	33.3	31

CAREER BESTS

Longest FG: 38 yds vs. Iowa State (9/28/19)
Most FGs: 1 vs. Iowa State (9/28/19)
Most PATs: 7 vs. UTSA (9/7/19)
Most Points: 7 vs. UTSA (9/7/19)



3

CHRIS MILLER

S • 6-0 • 191 • SR. • 3L
FRISCO, TEXAS (LONE STAR HS)

Returning starter at safety ... has played in 36 career games with 18 starts ... 2018 Big 12 honorable mention ... Voted into single-digit jersey by teammates for 2017, 2018 and 2019 seasons

2019 (Senior): Started all five games on the year at safety ... finished with 3 tackles and forced a fumble for the first time this season at K-State (10/5) ... collected 5 tackles (all solo) in a victory over ISU (9/28) ... had 5 tackles (3 solo) with 1.0 TFL at Rice (9/21) ... finished tied for second on the team with 5 tackles (2 solo) in the victory over UTSA (9/7) ... in the season opener SFA (8/31), making 5 tackles (4 solo), tied for second-most on the team, with 0.5 TFL.

C. MILLER CAREER STATISTICS

DEFENSIVE										
YEAR	G/GS	UT	AT	TT	TFL-YD	QBS-YD	FF/FR	PBU	INT-YD	
2016	8/0	4	2	6	0-0	0-0	0/0	0	0-0	
2017	11/1	15	13	28	0-0	0-0	0/1	2	0-0	
2018	12/12	50	17	67	1.5-9	1.0-9	1/1	2	0-0	
2019	5/5	17	6	23	1.5-3	0-0	1/0	0	0-0	
CAREER	36/18	86	38	124	3.0-12	1.0-9	2/2	4	0-0	

CAREER BESTS

Tackles: 10, vs. Texas Tech (11/24/18)
Solo Tackles: 8, vs. OSU (11/3/18)
Tackles-For-Loss: 1.0 2x, at Rice (9/21/19), vs. OSU (11/3/18)
Interceptions: 1.0 vs. OSU (11/3/18)
Forced Fumbles: 1, at K-State (10/5/19), vs. K-State (10/6/18)
Fumble Recoveries: 1, twice, last vs. K-State (10/6/18)
Pass Breakups: 1, vs. Vanderbilt (12/27/18), vs. Duke (9/15/18), at OSU (10/14/17); at TCU (11/24/17)

PLAYER SPOTLIGHTS



5

DENZEL MIMS

WR • 6-3 • 215 • SR. • 3L
DAINGERFIELD, TEXAS (DAINGERFIELD HS)

One of the top returning receivers in the Big 12 Conference ... ranks 9th on Baylor's career receiving yards list (2,343) ... Ranks tied for 12th in Baylor history with 149 career receptions ... Ranks tied for 6th in BU history with 21 receiving touchdowns in his career ... 10 career 100-yard receiving games ... Preseason All-Big 12 second team (Athlon, Phil Steele) ... DCTF All-Texas College first team ... three time Biletnikoff Award Watch List honoree ... Earned a single digit jersey in Aug. 2019.

2019 (Senior): Has started all five games this season at wide receiver ... had 5 receptions for 83 yards with a long of 27 yards at K-State (10/5) ... collected his third-straight 100+ yards receiving performance as he tallied 106 yards on 6 catches with 2 TDs in a victory over ISU (9/28) ... at Rice (9/21) had his second-straight 100+ receiving performance as he collected 102 yards on six receptions with a season-long of 35 yards ... tied his career-best with three receiving touchdowns and had his seventh-career 100+ yard receiving performance as he finished with 101 yards on seven receptions vs. UTSA (9/7), as he was named Big 12 Co-Offensive Player of the Week for his performance ... in the season opener against SFA (8/31), hauled in five passes (tied for the team high) for 46 yards and a long of 21 yards.

MIMS CAREER STATISTICS

RECEIVING						
YEAR	G/GS	REC	YD	AVG	TD	LP/OPPONENT
2016	11/1	4	24	6.0	0	10/at Rice
2017	12/11	61	1,087	17.8	8	71/Oklahoma (TD)
2018	12/10	55	794	14.4	8	55/ACU
2019	5/5	29	438	15.1	5	46/ISU
CAREER	40/27	149	2,343	15.7	21	71/Oklahoma (TD) (2017)

CAREER BESTS

Receptions: 12 vs. Texas Tech (11/11/17)
Receiving Yards: 192 vs. Oklahoma (9/23/17)
Touchdowns: 3, 2x, vs. UTSA (9/7/19) vs. Oklahoma (9/23/17)
Longest Reception: 71 vs. Oklahoma (9/23/17) (TD)
100-Yard Games: Season (3); Career (10) (Last vs. ISU (9/28/19))



15

CHRISTIAN MORGAN

S • 6-1 • 211 • SO. • 1L
HOUSTON, TEXAS (PORTER HS)

Athletic, rangy safety ... shown a knack for blocking kicks with two in his freshman season ... Enrolled January 2018

2019 (Sophomore): Made an appearance vs. ISU (9/28) but did not record a stat ... tallied 3 tackles (1 solo) at Rice (9/21) ... made his season debut vs. UTSA (9/7), did not record a stat ... did not make an appearance in the season opener vs. SFA (8/31) ...

MORGAN CAREER STATISTICS

DEFENSIVE									
YEAR	G/GS	UT	AT	TT	TFL-YD	QBS-YD	FF/FR	PBU	INT-YD
2018	13/3	13	5	18	1.5-2	0-0	1/0	1	1-2
2019	3/0	1	2	3	0-0	0-0	0/0	0	0-0
CAREER	16/3	14	7	21	1.5-2	0-0	1/0	1	1-2

CAREER BESTS

Tackles: 5 at Texas (10/13/18)
Solo Tackles: 4 vs. K-State (10/6/18)
Tackles-For-Loss: 1.0 at West Virginia (10/25/18)
Interceptions: 1 vs. K-State (10/6/18)
Forced Fumbles: 1, at West Virginia (10/25/18)
Fumble Recoveries: --
Pass Breakups: --
Blocked Punts: 1, 2x, vs. Oklahoma State (11/3/18), vs. Duke (9/15/18)



98

CHIDI OGBONNAYA

DT • 6-5 • 290 • SO. • 1L
HOUSTON, TEXAS (LANGHAM CREEK HS)

2019 (Sophomore): Made an appearance at K-State (10/5) but did not record a stat ... collected 1 tackle vs. ISU (9/28) .. tallied 1 tackle at Rice (9/1) ... recorded his first career tackle for loss vs. UTSA (9/7) ... made his season debut in the opener vs. SFA (8/31), but did not record a stat.

OGBONNAYA CAREER STATISTICS

DEFENSIVE									
YEAR	G/GS	UT	AT	TT	TFL-YD	QBS-YD	FF/FR	QBH	INT-YD
2018	10/0	3	2	5	0-0	0-0	0/0	0	0-0
2019	5/0	2	0	2	1.0-1	0-0	0/0	0	0-0
CAREER	15/0	5	2	7	1.0-1	0-0	0/0	0	0-0



24

JALEN PITRE

LB • 6-0 • 212 • JR. • 2L
STAFFORD, TEXAS (STAFFORD HS)

2019 (Junior): At K-State (10/5), tallied 5 tackles (4 solo), 1.0 sack, his first of the season and second of his career ... made his season debut vs. Iowa State (9/28), collecting 2 tackles (1 solo).

PITRE CAREER STATISTICS

DEFENSIVE									
YEAR	G/GS	UT	AT	TT	TFL-YD	QBS-YD	FF/FR	PBU	INT-YD
2017	12/8	29	8	37	3.0-12	1.0-6	0/0	1	0-0
2018	13/1	5	6	11	2.0-6	0-0	0/0	0	0-0
2019	2/0	5	2	7	1.0-5	1.0-5	0/0	0	0-0
CAREER	27/9	39	16	55	6.0-23	2.0-11	0/0	1	0-0

CAREER BESTS

Tackles: 7 vs. Liberty (9/2/17)
Solo Tackles: 5 vs. Liberty (9/2/17); at TCU (11/24/17)
Tackles-For-Loss: 1.0 5x, last at K-State (10/5/19)
Sacks: 1, 2x, at K-State (10/5/19), at Kansas (11/4/17)
Interceptions: --
Forced Fumbles: --
Fumble Recoveries: --
QB Hurries: 1 at Duke (9/16/17)

PLAYER SPOTLIGHTS



14
CHRIS PLATT
 WR • 5-11 • 172 • 6SR. • 4L
 WILLIS, TEXAS (WILLIS HS)

Sixth-year senior ultra-fast receiver and returner ... granted sixth year of NCAA eligibility in January 2019 ... Has played in 46 career games with 28 starts ... Ranks 15th on Baylor's career receiving yards list (1,759) ... Five of 12 career TD catches have been 70 or more yards, four came in 2017 ... Tied for second in BU history with Terrance Williams in career catches of 70 or more yards with five ... Missed final eight games of 2017 with knee injury ... competed for Baylor track and field squad in 2015, 2017 and 2019 ... Earned All-America honors in 4x400m relay in both 2017 and 2019 ... Helped 4x400m team to Big 12 title in 2017 ... completed undergraduate degree in May 2018.

2019 (6-Yr Senior): At K-State (10/5) had 1 reception for 12 yards and 1 carry for 2 yards ... had 1 reception for 7 yards vs. ISU (9/28) ... tallied 5 receptions for 85 yards, including a 50-yard TD reception, his longest reception since 2017, also rushed for 5 yards on 1 carry at Rice (9/21) ... recorded 1 catch vs. UTSA (9/7), also rushed for a 15-yd TD, his first score of the year, making him just one of four active players in NCAA Division I to score a TD in five different seasons (2015-19) ... started the season opener vs. SFA (8/31) at wide receiver, hauling in one reception for 23 yards.

PLATT CAREER STATISTICS

RECEIVING

YEAR	G/GS	REC	YD	AVG	TD	LP/OPPONENT
2014			redshirt			
2015	13/1	11	155	14.1	1	42/SMU (TD)
2016	13/9	35	567	16.2	4	89/Oklahoma State (TD)
2017	4/4	16	401	25.1	5	79/at Duke (TD)
2018	13/12	36	511	14.2	1	45/at Oklahoma
2019	5/4	9	125	13.9	1	50/Rice (TD)
CAREER	48/30	107	1,759	16.4	12	89/Oklahoma St. 2016 (TD)

KICK RETURNS

YEAR	G/GS	NO	YD	AVG	TD	LP/OPPONENT
2014			redshirt			
2015	13/1	13	359	27.6	0	84/West Virginia
2016	13/9	0	0	0.0	0	--
2017	4/4	2	24	12.0	0	14/Liberty
2018	13/12	2	47	23.5	0	24/West Virginia
2019	5/4	0	0	0	0	--
CAREER	48/30	17	430	25.3	0	84/West Virginia (2015)

PUNT RETURNS

YEAR	G/GS	NO	YD	AVG	TD	LP/OPPONENT
2014			redshirt			
2015	13/1	0	0	0.0	0	--
2016	13/9	0	0	0.0	0	--
2017	4/4	0	0	0.0	0	--
2018	13/12	2	-24	-12.0	0	--
2019	5/4	0	0	0.0	0	--
CAREER	48/30	2	-24	-12.0	0	--

RUSHING

YEAR	G/GS	ATT	YD	AVG	TD	LP/OPPONENT
2015	13/1	0	0	0.0	0	--
2016	13/9	1	8	8.0	0	8/Kansas
2017	4/4	4	36	9.0	0	26/UTSA
2018	13/12	2	31	15.5	0	19/Kansas
2019	5/4	3	22	7.3	1	15/UTSA
CAREER	48/30	10	97	9.7	1	26/UTSA (2017)

CAREER BESTS

Receptions: 6 vs. Boise State (12/27/16)
Receiving Yards: 148 at Duke (9/16/17)
Longest Reception: 89 vs. Oklahoma State (9/24/16) (TD)
Touchdowns: 2 vs. Oklahoma State (9/24/16); vs. Liberty (9/2/17); at Duke (9/16/17)
100-Yard Games: Season (0); Career (4) (Last vs. Texas Tech, 2018)
200-Yard Games: Season (0); Career (0)



43
ISSAC POWER
 P • 6-1 • 200 • R-FR. • RS
 CASTLE ROCK, COLO. (PONDEROSA HS)

2019 (RS Freshman): At K-State (10/5) punted 6 times for 192 yards as he fought the wind with a long of 46 and 1 downed within the 20 yard line ... against Iowa State (9/28) had 6 punts for 261 yards, an average of 43.5 yards and a long of 50 with 3 downed within the 20 yard line ... at Rice (9/21), punted 3 times for 107 yards (35.7 average) ... vs. UTSA (9/7) punted 3 times for 131 total yards, average of 43.67 per punt with a career-best long of 51 yards, with 1 downed within the 20 yard line ... in the opener vs. SFA (8/31), punted four times for 146 yards, average of 38.6 yards per punt with a career-long punt of 50 yards.

POWER CAREER STATISTICS

PUNTING

YEAR	G	NO	YDS	AVG	50+	IN20	LP/OPPONENT
2018	1	1	47	47	-	-	47/vs. Vanderbilt
2019	5	22	837	38.0	3	5	51/vs. UTSA
CAREER	6	23	884	38.4	3	5	51/ vs. UTSA (2019)

CAREER BESTS

PUNTING

Punts: 6, at K-State (10/5/19), vs. Iowa State (9/28/19)
Punting Yards: 261 vs. Iowa State (9/28/19)
Longest Punt: 51 vs. UTSA (9/7/19)



99
NOAH RAUSCHENBERG
 K • 6-1 • 203 • FR. • HS
 TULSA, OKLA. (UNION HS)

2019 (Freshman): Boasts a touchback percentage of 83.3 percent on the year (15-of-18) ... missed the Rice, Iowa State and K-State contests due to injury ... vs. UTSA (9/7) kicked off nine times for 581 yards, with 7 touchbacks, also made two extra points ... in his collegiate debut vs. SFA (8/31), kicked off 9 times for 8 touchbacks, 585 yards (65.0 yards per kick), along with nailing 2 extra points.

RAUSCHENBERG CAREER STATISTICS

PLACE-KICKING

YEAR	G	PAT-A	PCT	FG-A	PCT	TP
2019	2	4-4	100.0	0-0	0.00	4

CAREER BESTS

Longest FG: N/A
Most FGs: N/A
Most PATs: 2, 2x, vs. UTSA (9/7/19), vs. SFA (8/31/19)
Most Points: 2, 2x, vs. UTSA (9/7/19), vs. SFA (8/31/19)
Most Kickoffs: 9, 2x, vs. UTSA (9/7/19), vs. SFA (8/31/19)
Most Touchbacks: 8 vs. SFA (8/31/19)

PLAYER SPOTLIGHTS



99

BRAVVION ROY

DT • 6-1 • 333 • SR. • 3L
SPRING, TEXAS (SPRING HS)

Senior defensive tackle, one of the strongest players on the team ... Has played in 39 games with 21 starts in his career ... 2019 Preseason All-Big 12 (Athlon, Phil Steele)

2019 (Senior): Started all five games on the season ... at K-State (10/5) collected 5 total tackles, including a career-high 3.5 TFL and a half sack, combined with teammate James Lynch to become the first BU teammates in Big 12 history to record 3.5 TFL or more in a Big 12 game ... against Iowa State (9/28), finished with 3 tackles, including 1.0 TFL and a half sack, was also credited with 1 QB hurry ... at Rice (9/21), collected 5 tackles (4 solo) and forced a fumble, the first of his career that was recovered by the Bears in the victory (9/21) ... vs. UTSA (9/7), finished with 1 tackle and 1 QBH ... started the season opener vs. SFA (8/31) at nose tackle, led the team with 6 total tackles (4 solo), also was credited with 1 QBH.

ROY CAREER STATISTICS

DEFENSIVE

YEAR	G/GS	UT	AT	TT	TFL-YD	QBS-YD	FF/FR	QBH	INT-YD
2016	9/1	5	2	7	0-0	0-0	0/0	1	0-0
2017	12/4	16	15	31	3.0-4	0.5-0	0/0	0	0-0
2018	13/11	15	19	34	3.0-7	1.5-4	0/0	0	0-0
2019	5/5	14	6	20	4.5-13	1.0-8	1/0	3	0-0
CAREER	39/21	50	42	92	10.5-24	3.0-12	1/0	4	0-0

CAREER BESTS

Tackles: 8 at Duke (9/16/17)
Solo Tackles: 4, at K-State (10/5/19), at Texas (10/13/18)
Tackles for loss: 3.5 at K-State (10/5/19)
Sacks: 1.5 vs. OSU (11/3/18)
QB Hurries: 1, 4x, last vs. Iowa State (9/28/19)
Forced Fumbles: 1 at Rice (9/21/19)
Fumbles Recovered: --
Safeties: 1 at TCU (11/24/17)



91

ROB SAULIN

TE/DT • 6-5 • 302 • SO. • 1L
PENNSVILLE, N.J. (PENNSVILLE MEMORIAL HS)

2019 (Sophomore): Made appearance at K-State (10/5) vs. Iowa State (9/28) at Rice (9/7), vs. UTSA (9/7) but did not record a stat in any contest ... made his season debut in the opener vs. SFA (8/31), playing on the offensive side of the ball at tight end.

SAULIN CAREER STATISTICS

DEFENSIVE

YEAR	G/GS	UT	AT	TT	TFL-YD	QBS-YD	FF/FR	QBH	INT-YD
2017	4/0	0	0	0	0-0	0-0	0/0	0	0-0
2018	6/0	1	0	1	0-0	0-0	0/0	0	0-0
2019	5/0	0	0	0	0-0	0-0	0/0	0	0-0
CAREER	15/0	1	0	1	0-0	0-0	0/0	0	0-0

RECEIVING

YEAR	G/GS	REC	YD	AVG	TD	LP/OPPONENT
2019	4/0	0	0	0.0	0	0/0
2018	6/0	0	0	0.0	0	0/0
2019	5/0	0	0	0.0	0	0/0
CAREER	15/0	0	0	0.0	0	0/0



13

RJ SNEED

WR • 6-1 • 200 • SO. • RS
CYPRESS, TEXAS (CYPRESS RANCH HS)

2019 (Sophomore): Made his fourth start of the season at K-State (10/5), collected a career-long reception for 38 yards, one of 2 on the day as he finished with 52 receiving yards ... hauled in 4 receptions for 30 yards, including a long of 20 yards vs. Iowa State (9/28) ... finished with 3 receptions for 24 yards and a long of 15 yards at Rice (9/21) ... had 3 catches for 40 yards vs. UTSA (9/7) ... had a career performance in the season opener vs. SFA (8/31), averaging scoring a career-high 2 touchdowns on a career-best 5 receptions for 57 yards, including a career-long 21-yard TD reception.

SNEED CAREER STATISTICS

RECEIVING

YEAR	G/GS	REC	YD	AVG	TD	LP/OPPONENT
2017	7/1	5	53	10.6	0	19/vs. West Virginia
2018	3/0	1	4	4.0	0	0/0
2019	5/4	17	203	11.9	2	38/at K-State
CAREER	15/5	23	260	11.3	2	38/at K-State (2019)

PUNT RETURNS

YEAR	G/GS	NO	YD	AVG	TD	LP/OPPONENT
2017	7/1	1	-10	-10.0	0	
2018	3/0	1	-3	-3.0	0	
2019	5/4	1	1	1.0	0	vs. SFA (8/31)
CAREER	15/5	3	-12	-4.0	0	1/vs. SFA (2019)

ALL-PURPOSE

YEAR	G/GS	RUSH	RCV	PR	KR	TOTAL	AVG/G
2017	7/1	0	53	-10	0	43	6.1
2018	3/0	0	0	-3	0	-3	-1.5
2019	5/4	0	203	1	0	204	40.8
CAREER	15/5	0	260	-12	0	248	16.5

CAREER BESTS

RECEIVING

Receptions: 5 vs. SFA (8/31/19)
Receiving Yards: 57 vs. SFA (8/31/19)
Touchdowns: -- 1 vs. SFA (8/31/19)
Longest Reception: 21 vs. SFA (8/31/19)

PLAYER SPOTLIGHTS



13
RALEIGH TEXADA
 CB • 5-10 • 180 • JR. • 1L
 FRISCO, TEXAS (CENTENNIAL HS)

Speedy corner with coverage skills ... 2019 Preseason All-Big 12 (Phil Steele) ... four PBU in 2018 was second on team ... 2018 All-Big 12 honorable mention selection (coaches) ... Competed as a sprinter on the Baylor track and field team in 2018 and 2019

2019 (Junior): Has started all five games at corner ... had a season-best 6 tackles (5 solo) and was credited with 1 pass breakup at K-State (10/5) ... collected a season-high 5 tackles (4 solo) vs. Iowa State (9/28) ... finished with 4 tackles, along with 2 pass breakups at Rice (9/21) ... helped the defense hold UTSA (9/7) to just 14 points, recorded 1 pass breakup ... started the season opener vs. SFA (8/31) at corner, collected 1 tackle on the day.

TEXADA CAREER STATISTICS									
DEFENSIVE									
YEAR	G/GS	UT	AT	TT	TFL-YD	QBS-YD	FF/FR	PD	INT-YD
2016									
									redshirt
2017	3/0	2	0	2	0-0	0-0	0/0	0	0-0
2018	13/6	23	8	30	1.0-2	0-0	1/0	6	2-0
2019	5/5	13	3	16	0-0	0-0	0/0	4	0-0
CAREER	21/11	39	11	50	1.0-2	0-0	1/0	10	2-0

CAREER BESTS

- Tackles: 9 vs. OSU (11/3/18)
- Solo Tackles: 6 vs. OSU (11/3/18)
- Tackles for loss: 1.0, at West Virginia (10/25/18)
- Interceptions: 1, twice, vs. Texas Tech (11/24/18), at Texas (10/13/18)
- Sacks: --
- Forced Fumbles: 1, at Iowa State (11/10/18)
- Fumbles Recovered: --
- QB Hurries: --



81
TYQUAN THORNTON
 WR • 6-3 • 176 • SO. • 1L
 MIAMI, FLA. (BOOKER T. WASHINGTON HS)

2019 (Sophomore): Hauled in his third TD of the season, finishing with 4 receptions for 92 yards at K-State (10/5) ... had a career night vs. Iowa State (9/28), recording his first career 100+ yard passing performance with 141 yards on a career-best 11 receptions, tying for 15th most in Baylor history in a single game, also had 1 TD reception ... hauled in 3 receptions, including a career-long of 44 yards at Rice (9/21) ... caught one pass for 16-yd pass vs. UTSA (9/7) ... caught his first touchdown pass of the year, a 9-yd reception, his only catch of the day vs. SFA (8/31).

THORNTON CAREER STATISTICS

RECEIVING						
YEAR	G/GS	REC	YD	AVG	TD	LP/OPPONENT
2018	13/2	20	354	17.7	3	41/Texas Tech
2019	5/3	20	328	16.4	3	44/Rice
CAREER	18/5	40	682	17.0	6	44/RICE (2019)

RUSHING						
YEAR	G/GS	ATT	YD	AVG	TD	LP/OPPONENT
2018	13/2	2	2	1.0	0	3/ACU
2019	5/3	0	0	0.0	0	--
CAREER	18/5	2	2	1.0	0	--

KICK RETURNS						
YEAR	G/GS	NO	YD	AVG	TD	LP/OPPONENT
2018	13/2	5	83	16.6	0	26/ACU
2019	5/3	0	0	0.0	0	0/0
CAREER	18/5	5	83	16/6	0	26/ACU (2018)

CAREER BESTS

- Receptions: 11 vs. Iowa State (9/28/19)
- Receiving Yards: 141 vs. Iowa State (9/28/19)
- Touchdowns: 1, 6x, last at K-State (10/5/19)
- Longest Reception: 44 yards at Rice (9/21/19)
- 100-Yard Games: 1 vs. Iowa State (9/28/19)
- 200-Yard Games: --

PLAYER SPOTLIGHTS



38
JORDAN WILLIAMS
 LB • 6-0 • 223 • SR. • 3L
 PARIS, TEXAS (PARIS HS)

Returning starter at WILL linebacker ... has played in 43 games with 18 starts ... 119 career tackles entering 2019 ... completed undergraduate degree in December 2018 ... Was named a season-long team captain, along with OL Sam Tecklenburg.

2019 (Senior): Appeared in all 5 games so far on the season, starting 2 of them (at K-State, vs. ISU) ... collected two tackles (both solo) along with 1.0 TFL and forced his first fumble of the season and first since 2017 at K-State (10/5) ... earned his first start of the year vs. Iowa State (9/28), collected his first career interception and a career-high 3 pass breakups, also finished second on the team with 6 total tackles, a half TFL, half sack ... tallied 3 tackles (2 solo) at Rice (9/21) ... finished tied for second on the team with 5 tackles vs. UTSA (9/7), was also credited with 1 pass breakup ... collected 3 solo tackles in the season opener vs. SFA (8/31).

J. WILLIAMS CAREER STATISTICS

DEFENSIVE									
YEAR	G/GS	UT	AT	TT	TFL-YD	QBS-YD	FF/FR	QBH	INT-YD
2015									
				redshirt					
2016	13/1	20	9	29	3.0-9	1.0-3	1/0	0	0-0
2017	12/3	24	14	38	3.0-10	1.0-6	1/0	0	0-0
2018	13/11	28	24	52	4.0-10	0-0	0/0	2	0-0
2019	5/2	12	7	19	1.0-3	0.5-5	1/0	0	1-0
CAREER	43/18	84	54	138	11.5-37	2.5-14	3/0	2	1-0

CAREER BESTS
Tackles: 14 at Oklahoma (11/12/16)
Solo Tackles: 9 at Oklahoma (11/12/16)
Tackles-For-Loss: 2.0 vs. Kansas (10/15/16)
Sacks: 1.0 vs. Kansas (10/15/16); vs. Texas Tech (11/11/17)
Forced Fumbles: 1, 2x, at West Virginia (12/3/16); vs. Texas Tech (11/11/17)
Fumbles Recovered: --
Interceptions: 1 vs. Iowa State (9/28/19)
Pass Breakup: 3 vs. Iowa State (9/28/19)



22
JT WOODS
 S • 6-2 • 190 • SO. • 1L
 SAN ANTONIO, TEXAS (STEELE HS)

Enrolled January 2018 ... competed in the 110m hurdles on the Baylor track and field team in 2019 ... named to the spring 2018 Big 12 Commissioner's Honor Roll.

2019 (Sophomore): Made his first career start at K-State (10/5), tallied a career-high 5 tackles (4 solo) along with 1.0 TFL and 1 fumble recovery, his second of the year ... finished with 2 tackles vs. Iowa State (9/28) ... had 1 tackle at Rice (9/21) ... recovered a fumble vs. UTSA (9/7), also made 2 tackles ... made 2 tackles (1 solo) and was credited with 1 QB hurry in the season opener vs. SFA (8/31).

WOODS CAREER STATISTICS

DEFENSIVE									
YEAR	G/GS	UT	AT	TT	TFL-YD	QBS-YD	FF/FR	PBU	INT-YD
2018	13/0	13	5	18	1.0-11	1.0-11	0/0	2	0-0
2019	5/1	8	4	12	1-0-1	0-0	0/2	0	0-0
CAREER	18/1	21	9	30	1.0-11	1.0-11	0/2	2	0-0

CAREER BESTS
Tackles: 5 at K-State (10/5/19)
Solo Tackles: 4 at K-State (10/5/19)
Tackles-For-Loss: 1.0, 2x, at K-State (10/5/19), vs. Kansas (9/22/18)
Sacks: 1 vs. Kansas (9/22/18)
Pass Breakups: 1, twice, last at Oklahoma (9/29/18)
QB Hurry: 1 vs. SFA (8/31/19)
Recovered Fumbles: 1, 2x, at K-State (10/5/19), vs. UTSA (9/7/19)
Interceptions: --
Forced Fumbles: --

BAYLOR FOOTBALL 2019

OVERALL: 5-0 (HOME 3-0, ROAD 2-0, NEUTRAL 0-0) | BIG 12 CONFERENCE: 2-0 (HOME 1-0, ROAD 1-0, NEUTRAL 0-0)

RESULTS 5-0 (2-0 BIG 12)

DATE	OPPONENT	RESULT	SCORE	ATTEND.	AP RANK	TV
Aug. 31	STEPHEN F. AUSTIN	W	56-17	43,013	— —	ESPN+
Sept. 7	UTSA	W	63-14	40,274	— —	FSN
Sept. 21	at Rice	W	21-13	20,198	— —	CBSSN
Sept. 28	IOWA STATE	W	23-21	42,359	— —	ESPN
Oct. 5	at Kansas State	W	31-12	50,448	— —	ESPN2
Oct. 12	TEXAS TECH					
Oct. 19	at Oklahoma State					
Oct. 31	WEST VIRGINIA					
Nov. 9	at TCU					
Nov. 16	OKLAHOMA					
Nov. 23	TEXAS					
Nov. 30	at Kansas					

TEAM STATISTICS

	BAYLOR	OPPONENTS
SCORING	194	77
Points Per Game	38.8	15.4
Points Off Turnovers	21	6
FIRST DOWNS	117	88
Rushing	49	27
Passing	62	54
Penalty	6	7
RUSHING YARDAGE	1022	533
Yards gained rushing	1115	688
Yards lost rushing	93	155
Rushing Attempts	176	171
Average Per Rush	5.8	3.1
Average Per Game	204.4	106.6
TDs Rushing	14	6
PASSING YARDAGE	1306	998
Comp-Att-Int	103-157-0	100-170-3
Average Per Pass	8.3	5.9
Average Per Catch	12.7	10.0
Average Per Game	261.2	199.6
TDs Passing	12	3
TOTAL OFFENSE	2328	1531
Total Plays	333	341
Average Per Play	7.0	4.5
Average Per Game	465.6	306.2
KICK RETURNS: #-Yards	9-177	10-191
PUNT RETURNS: #-Yards	8-104	3-28
INT RETURNS: #-Yards	3-18	0-0
KICK RETURN AVERAGE	19.7	19.1
PUNT RETURN AVERAGE	13.0	9.3
INT RETURN AVERAGE	6.0	0.0
FUMBLES-LOST	8-3	9-4
PENALTIES-Yards	31-267	19-173
Average Per Game	53.4	34.6
PUNTS-Yards	22-837	31-1217
Average Per Punt	38.0	39.3
Net punt average	36.8	35.9
KICKOFFS-Yards	34-2099	18-1135
Average Per Kick	61.7	63.1
Net kick average	40.7	40.7
TIME OF POSSESSION/Game	27:56	32:04
3RD-DOWN Conversions	29/60	34/84
3rd-Down Pct	48%	40%
4TH-DOWN Conversions	3/5	4/8
4th-Down Pct	60%	50%
SACKS BY-Yards	18-90	7-43
MISC YARDS	57	0
TOUCHDOWNS SCORED	27	9
FIELD GOALS-ATTEMPTS	2-4	5-9
ON-SIDE KICKS	0-0	0-1
RED-ZONE SCORES	(17-20) 85%	(12-14) 86%
RED-ZONE TOUCHDOWNS	(15-20) 75%	(7-14) 50%
PAT-ATTEMPTS	(26-26) 100%	(8-8) 100%
ATTENDANCE	125646	70646
Games/Avg Per Game	3/41882	2/35323
Neutral Site Games		0/0

SCORE BY QUARTERS	1st	2nd	3rd	4th	Total
Baylor	35	73	48	38	194
Opponents	10	3	13	51	77

RUSHING

	GP	ATT.	GAIN	LOSS	NET	AVG.	TD	LONG	YPG
Lovett, John	5	41	316	4	312	7.6	3	46	62.4
Hasty, JaMycal	5	35	190	11	179	5.1	1	33	35.8
Bohanon, Gerry	4	17	184	7	177	10.4	2	38	44.2
Ebner, Trestan	5	26	160	10	150	5.8	2	55	30.0
Brewer, Charlie	5	34	125	51	74	2.2	2	25	14.8
Jones, Qualan	2	5	69	1	68	13.6	1	61	34.0
Smith, Abram	5	7	33	4	29	4.1	1	15	5.8
Platt, Chris	5	3	22	0	22	7.3	1	15	4.4
Clarke, Jacoby	1	2	7	0	7	3.5	0	4	7.0
Fleeks, Josh	5	2	6	1	5	2.5	1	6	1.0
White, Jonah	1	1	2	0	2	2.0	0	2	2.0
Bullard, Koby	5	1	1	0	1	1.0	0	1	0.2
Team	2	1	0	2	-2	-2.0	0	0	-1.0
TM	1	1	0	2	-2	-2.0	0	0	-2.0
Total.....	5	176	1115	93	1022	5.8	14	61	204.4
Opponents.....	5	171	688	155	533	3.1	6	54	106.6

PASSING

	G	EFF	CMP-ATT-I	PCT	YDS	TD	LONG	AVG/G
Brewer, Charlie	5	162.16	93-142-0	65.5	1202	11	50	240.4
Bohanon, Gerry	4	157.40	10-14-0	71.4	104	1	38	26.0
Atkinson, Jared	4	0.00	0-1-0	0.0	0	0	0	0.0
Total.....	5	160.70	103-157-0	65.6	1306	12	50	261.2
Opponents.....	5	110.43	100-170-3	58.8	998	3	34	199.6

RECEIVING

	G	NO	YDS	AVG	TD	LONG	AVG/G
Mims, Denzel	5	29	438	15.1	5	46	87.6
Thornton, Tyquan	5	20	328	16.4	3	44	65.6
Sneed, R.J.	5	17	203	11.9	2	38	40.6
Platt, Chris	5	9	125	13.9	1	50	25.0
Hasty, JaMycal	5	9	39	4.3	0	15	7.8
Ebner, Trestan	5	8	69	8.6	1	23	13.8
Fleeks, Josh	5	4	37	9.2	0	12	7.4
Atkinson, Jared	4	2	25	12.5	0	16	6.2
Henle, Christoph	5	2	19	9.5	0	11	3.8
Lovett, John	5	1	13	13.0	0	13	2.6
Bullard, Koby	5	1	8	8.0	0	8	1.6
Baucum, Davis	2	1	2	2.0	0	2	1.0
Total.....	5	103	1306	12.7	12	50	261.2
Opponents.....	5	100	998	10.0	3	34	199.6

TOTAL OFFENSE

	G	PLAYS	RUSH	PASS	TOTAL	AVG/G
Brewer, Charlie	5	176	74	1202	1276	255.2
Lovett, John	5	41	312	0	312	62.4
Bohanon, Gerry	4	31	177	104	281	70.2
Hasty, JaMycal	5	35	179	0	179	35.8
Ebner, Trestan	5	26	150	0	150	30.0
Jones, Qualan	2	5	68	0	68	34.0
Smith, Abram	5	7	29	0	29	5.8
Platt, Chris	5	3	22	0	22	4.4
Clarke, Jacoby	1	2	7	0	7	7.0
Fleeks, Josh	5	2	5	0	5	1.0
White, Jonah	1	1	2	0	2	2.0
Bullard, Koby	5	1	1	0	1	0.2
TM	1	1	-2	0	-2	-2.0
Team	2	1	-2	0	-2	-1.0
Total.....	5	333	1022	1306	2328	465.6
Opponents.....	5	341	533	998	1531	306.2

BAYLOR FOOTBALL 2019

OVERALL: 5-0 (HOME 3-0, ROAD 2-0, NEUTRAL 0-0) | BIG 12 CONFERENCE: 2-0 (HOME 1-0, ROAD 1-0, NEUTRAL 0-0)

SCORING

	TD	FGS	PATs					SAF	PTS
			KICK	RUSH	RCV	PASS	DXP		
Mims,Denzel	5	0-0	0-0	0-0	0	0-0	0	0	30
Mayers,John	0	2-4	22-22	0-0	0	0-0	0	0	28
Thornton,Tyquan	3	0-0	0-0	0-0	0	0-0	0	0	18
Lovett,John	3	0-0	0-0	0-0	0	0-0	0	0	18
Ebner,Trestan	3	0-0	0-0	0-0	0	0-0	0	0	18
Bohanon,Gerry	2	0-0	0-0	0-0	0	0-0	0	0	12
Brewer,Charlie	2	0-0	0-0	0-0	0	0-0	0	0	12
Sneed,R.J.	2	0-0	0-0	0-0	0	0-0	0	0	12
Platt,Chris	2	0-0	0-0	0-0	0	0-0	0	0	12
Hasty,JaMycal	1	0-0	0-0	0-0	0	0-0	0	0	6
Arnold,Grayland	1	0-0	0-0	0-0	0	0-0	0	0	6
Smith,Abram	1	0-0	0-0	0-0	0	0-0	0	0	6
Fleeks,Josh	1	0-0	0-0	0-0	0	0-0	0	0	6
Jones,Qualan	1	0-0	0-0	0-0	0	0-0	0	0	6
Rauschenberg,Noah	0	0-0	4-4	0-0	0	0-0	0	0	4
Team	0	0-0	0-0	0-1	0	0-0	0	0	0
Total.....	27	2-4	26-26	0-1	0	0-0	0	0	194
Opponents.....	9	5-9	8-8	0-1	0	0-0	0	0	77

PUNT RETURNS

	NO	YDS	AVG	TD	LONG
Arnold,Grayland	7	103	14.7	1	73
Sneed,R.J.	1	1	1.0	0	1
Total.....	8	104	13.0	1	73
Opponents.....	3	28	9.3	0	17

KICK RETURNS

	NO	YDS	AVG	TD	LONG
Lovett,John	4	90	22.5	0	26
Fleeks,Josh	3	55	18.3	0	25
Hasty,JaMycal	2	32	16.0	0	21
Total.....	9	177	19.7	0	26
Opponents.....	10	191	19.1	0	33

INTERCEPTIONS

	NO	YDS	AVG	TD	LONG
Lynch,Blake	1	1	1.0	0	1
Williams,Jordan	1	0	0.0	0	0
Arnold,Grayland	1	17	17.0	0	17
Total.....	3	18	6.0	0	17
Opponents.....	0	0	0.0	0	0

FUMBLE RETURNS

	NO	YDS	AVG	TD	LONG
Total.....	0	0	0.0	0	0
Opponents.....	0	0	0.0	0	0

ALL-PURPOSE YARDS

	G	RUSH	REC	PR	KOR	IR	TOT	AVG/G
Mims,Denzel	5	0	438	0	0	0	438	87.6
Lovett,John	5	312	13	0	90	0	415	83.0
Thornton,Tyquan	5	0	328	0	0	0	328	65.6
Hasty,JaMycal	5	179	39	0	32	0	250	50.0
Ebner,Trestan	5	150	69	0	0	0	219	43.8
Sneed,R.J.	5	0	203	1	0	0	204	40.8
Bohanon,Gerry	4	177	0	0	0	0	177	44.2
Platt,Chris	5	22	125	0	0	0	147	29.4
Arnold,Grayland	5	0	0	103	0	17	120	24.0
Fleeks,Josh	5	5	37	0	55	0	97	19.4
Brewer,Charlie	5	74	0	0	0	0	74	14.8
Jones,Qualan	2	68	0	0	0	0	68	34.0
Smith,Abram	5	29	0	0	0	0	29	5.8
Atkinson,Jared	4	0	25	0	0	0	25	6.2
Henle,Christoph	5	0	19	0	0	0	19	3.8
Bullard,Koby	5	1	8	0	0	0	9	1.8
Clarke,Jacoby	1	7	0	0	0	0	7	7.0
Baucum,Davis	2	0	2	0	0	0	2	1.0
White,Jonah	1	2	0	0	0	0	2	2.0
Lynch,Blake	5	0	0	0	0	1	1	0.2
Team	2	-2	0	0	0	0	-2	-1.0
TM	1	-2	0	0	0	0	-2	-2.0
Total.....	5	1022	1306	104	177	18	2627	525.4
Opponents.....	5	533	998	28	191	0	1750	350.0

PUNTING

	NO	YDS	AVG	LONG	TB	FC	I20	50+	BLKD
Power,Issac	22	837	38.0	51	0	11	5	3	0
Total.....	22	837	38.0	51	0	11	5	3	0
Opponents.....	31	1217	39.3	56	0	7	9	5	1

FIELD GOALS

	FGM-FGA	PCT	01-19	20-29	30-39	40-49	50-99	LG	BLK
Mayers,John	2-4	50.0	0-0	0-0	2-4	0-0	0-0	38	0

KICKOFFS

	NO	YDS	AVG	TB	OB	RETN	NET	YDLN
Rauschenberg,Noah	18	1166	64.8	15	0			
Sedwick,Jay	16	933	58.3	6	1			
Total.....	34	2099	61.7	21	1	191	40.7	24
Opponents.....	18	1135	63.1	9	0	177	40.7	24

BAYLOR FOOTBALL 2019

OVERALL: 5-0 (HOME 3-0, ROAD 2-0, NEUTRAL 0-0) | BIG 12 CONFERENCE: 2-0 (HOME 1-0, ROAD 1-0, NEUTRAL 0-0)

DEFENSIVE STATISTICS

	GP-GS	SOLO	AST	TOTAL	TFL-YDS	SACKS-YDS	INT-YDS	PBU	QBH	FR-YDS	FF	BLOCK	SAFETY
Johnston, Clay	5-5	27	21	48	6.5-25	2.5-13	.	4	1
Bernard, Terrel	5-3	10	14	24	.	.	.	2	1
Miller, Chris	5-5	17	6	23	1.5-3	1	.	.
Roy, Bravion	5-5	14	6	20	4.5-13	1.0-8	.	.	3	.	1	.	.
Williams, Jordan	5-2	12	7	19	1.5-8	0.5-5	1-0	4	.	.	1	.	.
Lynch, Blake	5-5	11	7	18	3.0-5	1.0-1	1-1	1	.	.	.	1	.
Texada, Raleigh	5-5	13	3	16	.	.	.	4
Arnold, Grayland	5-4	10	5	15	2.5-5	1.0-3	1-17
Lynch, James	5-5	9	4	13	8.5-38	6.0-32	.	1	5	1-0	1	1	.
McVea, Jairon	5-0	7	5	12	1.5-3
Black, Henry	5-5	7	5	12	.	.	.	1
Woods, J.T.	5-1	8	4	12	1.0-1	.	.	.	1	2-0	.	.	.
Lockhart, James	5-5	7	4	11	4.5-23	2.5-13	.	1	4	1-0	1	.	.
Houston, Jameson	5-5	5	4	9	.	.	.	1
Barnes, Kalon	5-0	4	4	8	0.5-0	.	.	3	.	.	1	.	.
Pitre, Jalen	2-0	5	2	7	1.0-5	1.0-5
Zouzoua, Niadre	5-0	4	1	5	2.0-10	1.0-5
Jackson, Bryson	4-0	.	4	4	1
Jones, Matt	2-0	1	3	4	0.5-2	0.5-2
Smith, Abram	5-0	2	1	3
Taylor, Bralen	4-0	1	2	3	0.5-1	0.5-1
Morgan, Christian	3-0	1	2	3
Williams, Will	4-0	3	.	3	1
Delashaw, Colby	1-0	1	1	2
Milton, Mark	5-0	.	2	2
Ogbonnaya, Chidi	5-0	2	.	2	1.0-1
Hall, Gabe	5-0	1	1	2	2	.	.	1	.
Logan, Ashton	4-0	1	1	2
Utley, Brayden	5-0	1	1	2	0.5-2	0.5-2
Hanspard Jr., Byron	1-0	.	1	1
Randolph, Garmon	1-0	1	.	1
Maticcik, Ross	5-0	.	1	1
Brown, Zeke	5-0	1	.	1
Maxwell, Cole	2-0	1	.	1
Hasty, JaMycal	5-0	1	.	1
Sedwick, Jay	4-0	1	.	1
Total.....	5	189	122	311	41-145	18-90	3-18	22	19	4-0	6	3	.
Opponents.....	5	183	90	273	27.0-84	7-43	.	12	18	3-0	4	.	.

BAYLOR FOOTBALL 2019

OVERALL: 5-0 (HOME 3-0, ROAD 2-0, NEUTRAL 0-0) | BIG 12 CONFERENCE: 2-0 (HOME 1-0, ROAD 1-0, NEUTRAL 0-0)

GAME-BY-GAME TEAM STATS

GAME	FINAL SCORE	QUARTERS					1ST DOWNS		RUSHING		PASSING			TOT OFF		PUNTS		PEN		3RD	4TH	RED	SACKS	FIELD	POSSESSION TIME				
		1	2	3	4	OT	R-P-PE	TOT	NO-YDS-TD	C-A-I	YDS	TD	ATT-YDS	NO-AVG	F-FL	NO-YDS	DNS	DNS	ZONE	NO-YDS	GOALS	1	2	3	4	TOT			
Baylor	56	14	21	14	7	15-13-2	30	37-268-4	26-37-0	250	4	74-518	4-36.5	2-1	5-30	8-13	1-1	6-6	3-15	0-0	5:28	9:39	6:45	8:01	29:53				
Stephen F. Austin	17	7	0	0	10	7-6-0	13	32-119-2	16-30-1	158	0	62-277	8-31.0	0-0	4-50	6-16	0-0	3-4	0-0	1-2	9:32	5:21	8:15	6:59	30:07				
Baylor	63	14	21	14	14	13-9-3	25	39-368-5	16-23-0	178	3	62-546	3-43.7	1-0	6-50	6-9	0-0	5-5	3-10	0-0	6:30	8:08	6:28	7:23	28:29				
UTSA	14	0	0	7	7	6-7-1	14	36-164-2	17-30-0	102	0	66-266	8-43.0	3-1	7-58	7-18	2-3	1-1	1-2	0-0	8:30	6:52	8:32	7:37	31:31				
Baylor	21	7	14	0	0	7-13-0	20	35-124-2	20-28-0	303	1	63-427	3-35.7	3-2	6-60	7-12	0-1	1-2	3-16	0-1	9:57	5:13	5:00	7:35	27:45				
at Rice	13	0	3	3	7	7-9-1	17	35-64-1	18-31-0	178	0	66-242	4-45.8	2-1	1-5	8-18	1-2	2-3	2-8	2-2	5:03	9:47	10:00	7:25	32:15				
Baylor	23	0	7	13	3	8-16-0	24	34-104-0	26-45-0	307	3	79-411	6-43.5	1-0	7-75	6-17	2-3	2-4	3-25	1-2	4:30	7:39	9:06	9:02	30:17				
Iowa State	21	0	0	0	21	2-18-3	23	28-63-1	27-45-1	342	2	73-405	5-39.4	1-1	2-25	7-15	0-1	3-3	3-16	0-2	10:30	7:21	5:54	5:58	29:43				
Baylor	31	0	10	7	14	6-11-1	18	31-158-3	15-24-0	268	1	55-426	6-32.0	1-0	7-52	2-9	0-0	3-3	6-24	1-1	7:15	5:44	3:56	6:20	23:15				
at Kansas State	12	3	0	3	6	5-14-2	21	40-123-0	22-34-1	218	1	74-341	6-40.8	3-1	5-35	6-17	1-2	3-3	1-17	2-2	7:45	9:16	11:04	8:40	36:45				

GAME-BY-GAME OFFENSIVE STARTERS

OPPONENT	WR	LT	LG	C	RG	RT	TE	WR	QB	RB	WR	WR
SFA	Mims	Galvin	Tecklenburg	Fruhorgen	Pines	Bedier	—	M. Jones	C. Brewer	Hasty	Sneed	Platt
UTSA	Mims	Galvin	Tecklenburg	Fruhorgen	Pines	Bedier	Henle	M. Jones	C. Brewer	Ebner	Sneed	—
at Rice	Mims	Galvin	Tecklenburg	Fruhorgen	Pines	Bedier	Henle	Thornton	C. Brewer	Lovett	Platt	—
Iowa State	Mims	Galvin	Tecklenburg	Fruhorgen	Pines	Bedier	—	Thornton	C. Brewer	Hasty	Sneed	Platt
at Kansas State	Mims	Galvin	Tecklenburg	Fruhorgen	Newman	Phillips	—	Thornton	C. Brewer	Ebner	Sneed	Platt

GAME-BY-GAME DEFENSIVE STARTERS

OPPONENT	END	NT	END	WLB	MLB	SLB	RLB	CB	S	S	CB
SFA	Lockhart	Roy	J. Lynch	Bernard	Johnston	B. Lynch	Black	Houston	Arnold	Miller	Texada
UTSA	Lockhart	Roy	J. Lynch	Bernard	Johnston	B. Lynch	Black	Houston	Arnold	Miller	Texada
at Rice	Lockhart	Roy	J. Lynch	Bernard	Johnston	B. Lynch	Black	Houston	Arnold	Miller	Texada
Iowa State	Lockhart	Roy	J. Lynch	J. Williams	Johnston	B. Lynch	Black	Houston	Arnold	Miller	Texada
at Kansas State	Lockhart	Roy	J. Lynch	J. Williams	Johnston	B. Lynch	Black	Houston	Woods	Miller	Texada

BAYLOR FOOTBALL 2019

OVERALL: 5-0 (HOME 3-0, ROAD 2-0, NEUTRAL 0-0) | BIG 12 CONFERENCE: 2-0 (HOME 1-0, ROAD 1-0, NEUTRAL 0-0)

GAME-BY-GAME PASSING

CHARLIE BREWER	CMP	ATT	INT	PCT	YDS	TD	LONG	SACKS	EFF.	GERRY BOHANON	CMP	ATT	INT	PCT	YDS	TD	LONG	SACKS	EFF.
Stephen F. Austin	21	31	0	67.7	199	3	23	0	153.60	Stephen F. Austin	5	6	0	83.3	51	1	16	0	209.73
UTSA	12	16	0	75.0	163	3	30	0	222.45	UTSA	4	7	0	57.1	15	0	13	1	75.14
at Rice	20	27	0	74.1	303	1	50	2	180.56	at Rice	DNP								
Iowa State	26	45	0	57.8	307	3	46	3	137.08	Iowa State	0	0	0	—	0	0	0	0	—
at Kansas State	14	23	0	60.9	230	1	29	1	159.22	at Kansas State	1	1	0	100.0	38	0	38	0	419.20
Texas Tech										Texas Tech									
at Oklahoma State										at Oklahoma State									
West Virginia										West Virginia									
at TCU										at TCU									
Oklahoma										Oklahoma									
Texas										Texas									
at Kansas										at Kansas									

GAME-BY-GAME RUSHING (No.-Yards-TDs)

PLAYER	NO-YDS-TD	SFA	UTSA	at Rice	ISU	at KSU	TTU	at OSU	WVU	at TCU	OU	UT	at KU
Lovett, John	41-312-3	8-108-1	9-69-0	5-9-0	12-52-0	7-74-2							
Hasty, JaMycal	35-179-1	10-25-0	7-18-1	7-39-0	3-10-0	8-87-0							
Bohanon, Gerry	17-177-2	6-84-0	7-93-1	DNP	1-(-1)-0	3-1-1							
Ebner, Trestan	26-150-2	2-32-2	4-76-0	7-10-0	4-16-0	9-16-0							
Brewer, Charlie	34-74-2	2-(-1)-0	4-10-1	12-58-1	13-29-0	3-(-22)-0							
Jones, Qualan	5-68-1	3-5-0	2-63-1	DNP	DNP	DNP							
Smith, Abram	7-29-1	4-8-1	3-21-0	0-0-0	0-0-0	0-0-0							
Platt, Chris	3-22-1	0-0-0	1-15-1	1-5-0	0-0-0	1-2-0							
Clarke, Jacoby	2-7-0	2-7-0	DNP	DNP	DNP	DNP							
Fleeks, Josh	2-5-1	0-0-0	0-0-0	2-5-1	0-0-0	0-0-0							
White, Jonah	1-2-0	DNP	1-2-0	DNP	DNP	DNP							
Bullard, Koby	1-1-0	0-0-0	1-1-0	0-0-0	0-0-0	0-0-0							

GAME-BY-GAME RECEIVING (No.-Yards-TDs)

PLAYER	NO-YDS-TD	SFA	UTSA	at Rice	ISU	at KSU	TTU	at OSU	WVU	at TCU	OU	UT	at KU
Mims, Denzel	29-438-5	5-46-0	7-101-3	6-102-0	6-106-2	5-83-0							
Thornton, Tyquan	20-328-3	1-9-1	1-16-0	3-70-0	11-141-1	4-92-1							
Sneed, R.J.	17-203-2	5-57-2	3-40-0	3-24-0	4-30-0	2-52-0							
Platt, Chris	9-125-1	1-23-0	1-(-2)-0	5-85-1	1-7-0	1-12-0							
Ebner, Trestan	8-69-1	5-40-1	0-0-0	1-5-0	0-0-0	2-24-0							
Hasty, JaMycal	9-39-0	2-6-0	2-8-0	1-6-0	3-14-0	1-5-0							
Fleeks, Josh	4-37-0	4-37-0	0-0-0	0-0-0	0-0-0	0-0-0							
Atkinson, Jared	2-25-0	1-16-0	0-0-0	0-0-0	1-9-0	DNP							
Henle, Christoph	2-19-0	1-8-0	0-0-0	1-11-0	0-0-0	0-0-0							
Lovett, John	1-13-0	0-0-0	1-13-0	0-0-0	0-0-0	0-0-0							
Bullard, Koby	1-8-0	1-8-0	0-0-0	0-0-0	0-0-0	0-0-0							
Baucum, Davis	1-2-0	0-0-0	1-2-0	DNP	DNP	DNP							

GAME-BY-GAME KICKING

JOHN MAYERS	PAT	ATT	PCT	FG	ATT	PCT	LONG	PTS
Stephen F. Austin	6	6	100.0	—	—	—	—	6
UTSA	7	7	100.0	—	—	—	—	7
at Rice	3	3	100.0	0	1	0.0	—	3
Iowa State	2	2	100.0	1	2	50.0	38	5
at Kansas State	4	4	100.0	1	1	100.0	36	7
Texas Tech								
at Oklahoma State								
West Virginia								
at TCU								
Oklahoma								
Texas								
at Kansas								

GAME-BY-GAME PUNTING

ISAAC POWER	NO	YDS	AVG	LONG	I20	TB	50+	60+
Stephen F. Austin	4	146	36.5	50	0	0	1	0
UTSA	3	131	43.7	51	1	0	1	0
at Rice	3	107	35.7	43	0	0	0	0
Iowa State	6	261	43.5	50	3	0	1	0
at Kansas State	6	192	32.0	46	1	0	0	0
Texas Tech								
at Oklahoma State								
West Virginia								
at TCU								
Oklahoma								
Texas								
at Kansas								

NOAH RAUSCHENBURG	PAT	ATT	PCT	FG	ATT	PCT	LONG	PTS
Stephen F. Austin	2	2	100.0	—	—	—	—	2
UTSA	2	2	100.0	—	—	—	—	2
at Rice	DNP							
Iowa State	DNP							
at Kansas State	DNP							
Texas Tech								
at Oklahoma State								
West Virginia								
at TCU								
Oklahoma								
Texas								
at Kansas								

BAYLOR FOOTBALL 2019

OVERALL: 5-0 (HOME 3-0, ROAD 2-0, NEUTRAL 0-0) | BIG 12 CONFERENCE: 2-0 (HOME 1-0, ROAD 1-0, NEUTRAL 0-0)

GAME-BY-GAME TACKLES (UT-AT-TOT)

PLAYER	UT-AT-TOTAL	SFA	UTSA	at Rice	ISU	at KSU	TTU	at OSU	WVU	at TCU	OU	UT	at KU
Johnston, Clay	27-21-48	3-2-5	2-4-6	7-6-13	7-6-13	8-3-11							
Bernard, Terrel	10-14-24	2-2-4	1-3-4	3-2-5	2-4-6	2-3-5							
Miller, Chris	17-6-23	4-1-5	2-3-5	3-2-5	5-0-5	3-0-3							
Roy, Bravvion	14-6-20	4-2-6	1-0-1	4-1-5	1-2-3	4-1-5							
Williams, Jordan	12-7-19	3-0-3	3-2-5	2-1-3	2-4-6	2-0-2							
Lynch, Blake	11-7-18	1-1-2	1-1-2	2-2-4	2-1-3	5-2-7							
Texada, Raleigh	13-3-16	0-1-1	0-0-0	4-0-4	4-1-5	5-1-6							
Arnold, Grayland	10-5-15	2-2-4	3-0-3	2-2-4	2-1-3	1-0-1							
Lynch, James	9-4-13	1-1-2	1-1-2	2-0-2	2-0-2	3-2-5							
Woods, J.T.	8-4-12	1-1-2	1-1-2	0-1-1	2-0-2	4-1-5							
McVea, Jairon	7-5-12	2-0-2	2-2-4	1-1-2	0-0-0	2-2-4							
Black, Henry	7-5-12	1-0-1	2-3-5	0-2-2	3-0-3	1-0-1							
Lockhart, James	7-4-11	1-0-1	1-2-3	3-1-4	2-0-2	0-1-1							
Houston, Jameson	5-4-9	0-0-0	1-1-2	2-2-4	1-1-2	1-0-1							
Barnes, Kalon	4-4-8	0-1-1	2-2-4	1-0-1	0-1-1	1-0-1							
Pitre, Jalen	5-2-7	DNP	DNP	DNP	1-1-2	4-1-5							
Zouzoua, Niadre	4-1-5	2-0-2	1-1-2	0-0-0	0-0-0	1-0-1							
Jones, Matt	1-3-4	1-2-3	0-1-1	DNP	0-0-0	DNP							
Jackson, Bryson	0-4-4	0-3-3	0-1-1	0-0-0	0-0-0	DNP							
Williams, Will	3-0-3	2-0-2	1-0-1	0-0-0	0-0-0	DNP							
Smith, Abram	2-1-3	1-0-1	0-0-0	0-1-1	0-0-0	1-0-1							
Taylor, Bralen	1-2-3	1-0-1	0-2-2	0-0-0	0-0-0	DNP							
Morgan, Christian	1-2-3	0-0-0	0-0-0	1-2-3	0-0-0	DNP							
Ogbonnaya, Chidi	2-0-2	0-0-0	1-0-1	1-0-1	0-0-0	0-0-0							
Delashaw, Colby	1-1-2	1-1-2	DNP	DNP	DNP	DNP							
Utley, Brayden	1-1-2	1-1-2	0-0-0	0-0-0	0-0-0	0-0-0							
Logan, Ashton	1-1-2	0-0-0	1-1-2	0-0-0	0-0-0	DNP							
Hall, Gabe	1-1-2	0-0-0	0-0-0	0-0-0	0-0-0	1-1-2							
Milton, Mark	0-2-2	0-0-0	0-1-1	0-0-0	0-1-1	0-0-0							
Randolph, Garmon	1-0-1	1-0-1	0-0-0	DNP	DNP	DNP							
Brown, Zeke	1-0-1	0-0-0	1-0-1	0-0-0	0-0-0	0-0-0							
Maxwell, Cole	1-0-1	DNP	1-0-1	DNP	0-0-0	DNP							
Hasty, JaMycal	1-0-1	0-0-0	0-0-0	0-0-0	1-0-1	0-0-0							
Sedwick, Jay	1-0-1	0-0-0	DNP	0-0-0	0-0-0	1-0-1							
Hanspard, Byron	0-1-1	0-1-1	DNP	DNP	DNP	DNP							
Maticcik, Ross	0-1-1	0-0-0	0-0-0	0-0-0	0-1-1	0-0-0							

GAME-BY-GAME TACKLES FOR LOSS (TFL-YADS)

PLAYER	TFL-YDS	SFA	UTSA	at Rice	ISU	at KSU	TTU	at OSU	WVU	at TCU	OU	UT	at KU
Lynch, James	8.5-46	1.5-8	0.0-0	2.0-15	1.0-10	4.0-13							
Johnston, Clay	6.5-25	0.5-3	1.5-8	2.0-5	1.5-6	1.0-3							
Roy, Bravvion	4.5-13	0.0-0	0.0-0	0.0-0	1.0-5	3.5-8							
Lynch, Blake	4.0-7	0.5-2	1.0-1	0.0-0	1.0-2	1.5-2							
Lockhart, James	3.5-13	1.0-6	0.0-0	2.0-5	0.0-0	0.5-2							
Arnold, Grayland	2.5-5	0.5-1	0.0-0	1.0-1	0.0-0	1.0-3							
Zouzoua, Niadre	2.0-10	1.0-5	1.0-5	0.0-0	0.0-0	0.0-0							
Williams, Jordan	1.5-8	0.0-0	0.0-0	0.0-0	0.5-5	1.0-3							
Pitre, Jalen	1.0-5	DNP	DNP	DNP	0.0-0	1.0-5							
Miller, Chris	1.5-3	0.5-1	0.0-0	1.0-2	0.0-0	0.0-0							
McVea, Jairon	1.5-3	1.0-3	0.0-0	0.0-0	0.0-0	0.5-0							
Ogbonnaya, Chidi	1.0-1	0.0-0	1.0-1	0.0-0	0.0-0	0.0-0							
Woods, J.T.	1.0-1	0.0-0	0.0-0	0.0-0	0.0-0	1.0-1							
Jones, Matt	0.5-2	0.5-2	0.0-0	DNP	0.0-0	DNP							
Utley, Brayden	0.5-2	0.5-2	0.0-0	0.0-0	0.0-0	0.0-0							
Taylor, Bralen	0.5-1	0.0-0	0.5-1	0.0-0	0.0-0	DNP							
Barnes, Kalon	0.5-0	0.5-0	0.0-0	0.0-0	0.0-0	0.0-0							

GAME-BY-GAME SACKS (SACKS-YADS)

PLAYER	SACKS-YDS	SFA	UTSA	at Rice	ISU	at KSU	TTU	at OSU	WVU	at TCU	OU	UT	at KU
Lynch, James	6.0-32	1.0-6	0.0-0	2.0-15	0.0-0	3.0-11							
Johnston, Clay	2.5-13	0.0-0	1.5-8	0.0-0	1.0-5	0.0-0							
Lockhart, James	2.5-13	0.0-0	0.0-0	1.0-1	1.0-10	0.5-2							
Roy, Bravvion	1.0-8	0.0-0	0.0-0	0.0-0	0.5-5	0.5-3							
Zouzoua, Niadre	1.0-5	1.0-5	0.0-0	0.0-0	0.0-0	0.0-0							
Pitre, Jalen	1.0-5	DNP	DNP	DNP	0.0-0	1.0-5							
Arnold, Grayland	1.0-3	0.0-0	0.0-0	0.0-0	0.0-0	1.0-3							
Lynch, Blake	1.0-1	0.0-0	1.0-1	0.0-0	0.0-0	0.0-0							
Williams, Jordan	0.5-5	0.0-0	0.0-0	0.0-0	0.5-5	0.0-0							
Jones, Matt	0.5-2	0.5-2	0.0-0	DNP	0.0-0	0.0-0							
Utley, Brayden	0.5-2	0.5-2	0.0-0	0.0-0	0.0-0	0.0-0							
Taylor, Bralen	0.5-1	0.0-0	0.5-1	0.0-0	0.0-0	DNP							

BAYLOR FOOTBALL 2019

OVERALL: 5-0 (HOME 3-0, ROAD 2-0, NEUTRAL 0-0) | BIG 12 CONFERENCE: 2-0 (HOME 1-0, ROAD 1-0, NEUTRAL 0-0)

SCORING DRIVES

OPPONENT	PLAYS	YDS	DRIVE TIME	QTR/ CLOCK	DRIVE START	DRIVE PLAY
Stephen F. Austin	6	45	1:34	1st/11:48	SFA45	Ebner 16 pass from Brewer
Stephen F. Austin	5	46	1:51	1st/8:13	SFA46	Sneed 11 pass from Brewer
Stephen F. Austin	6	34	2:20	2nd/10:53	SFA34	Ebner 21 rush
Stephen F. Austin	7	81	2:34	2nd/6:48	BU19	Ebner 11 rush
Stephen F. Austin	8	45	3:11	2nd/2:20	SFA45	Lovett 19 rush
Stephen F. Austin	4	75	1:20	3rd/13:40	BU25	Sneed 21 pass from Brewer
Stephen F. Austin	6	63	2:39	3rd/10:07	BU37	Thornton 9 pass from Bohanon
Stephen F. Austin	11	80	6:50	4th/4:26	BU20	A. Smith 9 rush
UTSA	4	70	1:23	1st/8:22	BU30	Mims 9 pass from Brewer
UTSA	9	79	3:50	1st/0:43	BU21	Brewer 5 rush
UTSA	8	72	4:02	2nd/9:27	BU28	Mims 30 pass from Brewer
UTSA*	—	—	—	2nd/7:09	—	Arnold 73 punt return
UTSA	9	75	4:06	2nd/1:30	BU25	Mims 25 pass from Brewer
UTSA	8	70	3:35	3rd/11:25	BU30	Bohanon 3 rush
UTSA	6	82	2:50	3rd/6:11	BU18	Hasty 1 rush
UTSA	2	16	0:43	4th/8:30	UTSA16	Platt 15 rush
at Rice	3	65	1:37	4th/5:33	BU35	Q. Jones 61 rush
at Rice	9	86	4:01	1st/3:12	BU14	Fleeks 6 rush
at Rice	7	84	3:07	2nd/5:02	BU16	Platt 50 pass from Brewer
at Rice	5	74	0:29	2nd/0:15	BU26	Brewer 25 rush
Iowa State	12	68	5:03	2nd/0:58	BU32	Mims 9 pass from Brewer
Iowa State	12	75	5:00	3rd/10:00	BU25	Mims 24 pass from Brewer
Iowa State	7	90	3:11	3rd/1:26	BU10	Thornton 35 pass from Brewer
Iowa State	14	54	3:24	4th/0:21	BU25	Mayers 38 FG
at Kansas State	8	57	2:44	2nd/14:27	BU25	Mayers 35 FG
at Kansas State	6	98	2:28	2nd/6:38	BU2	Thornton 29 pass from Brewer
at Kansas State	6	91	2:09	3rd/11:27	BU9	Lovett 13 rush
at Kansas State	6	63	2:02	4th/10:34	BU37	Bohanon 4 rush
at Kansas State	2	43	0:46	4th/5:37	KS43	Lovett 46 rush
AVERAGE DRIVE	7.0	67.2	2:49			

* - not counted toward average drive length

DRIVES SUPERLATIVES

MOST PLAYS:	14 vs. Iowa State (FG)	FEWEST PLAYS:	2 vs. UTSA & at KSU (TD)
MOST YARDS:	98 at Kansas State (TD)	FEWEST YARDS:	16 vs. UTSA (TD)
LONGEST TIME:	6:50 vs. SFA (TD)	SHORTEST TIME:	0:29 at Rice (TD)

LONG PLAYS FROM SCRIMMAGE (25-Plus Yards)

YDS	PLAY	OPPONENT (QTR)
61	Q. Jones rush [TD]	UTSA (4th)
55	Ebner rush	UTSA (1st)
50	Platt pass from Brewer [TD]	at Rice (2nd)
46	Mims pass from Brewer	Iowa State (1st)
46	Lovett rush [TD]	at Kansas State (4th)
44	Thornton pass from Brewer	at Rice (3rd)
38	Lovett rush	Stephen F. Austin (3rd)
38	Bohanon rush	UTSA (3rd)
38	Sneed pass from Bohanon	at Kansas State (4th)
35	Mims pass from Brewer	at Rice (1st)
35	Thornton pass from Brewer	Iowa State (3rd)
34	Bohanon rush	Stephen F. Austin (4th)
34	Bohanon rush	UTSA (3rd)
33	Hasty rush	at Kansas State (2nd)
31	Hasty rush	at Kansas State (4th)
30	Mims pass from Brewer [TD]	UTSA (2nd)
29	Thornton pass from Brewer [TD]	at Kansas State (2nd)
27	Mims pass from Brewer	at Kansas State (1st)
27	Thornton pass from Brewer	at Kansas State (2nd)
26	Mims pass from Brewer [TD]	UTSA (2nd)
26	Thornton pass from Brewer	Iowa State (4th)
25	Brewer rush [TD]	at Rice (2nd)
25	Mims pass from Brewer	at Kansas State (3rd)
25	Thornton pass from Brewer	at Kansas State (3rd)

MISCELLANEOUS INFORMATION

OPPONENT	BAYLOR CAPTAINS	COIN TOSS	BAYLOR KO/REC	BAYLOR FIRST PLAY	OPP. FIRST POSSESSION	KICKOFF TIME (SITE)	GAME LENGTH	BU UNIFORM	GAME TIME TEMP	SURFACE	RESULT
Stephen F. Austin	Houston, Sneed, Tecklenburg, J. Williams	BU	KO	Mims 8 pass from Brewer	Punt	6:05 pm	3:18	Green/Green/Green	91	Turf	W, 56-17
UTSA	Fruhorgen, Roy, Tecklenburg, J. Williams	BU	KO	Mims 1 pass from Brewer	Punt	3:05 pm	3:16	Green/Green/Green	101	Turf	W, 63-14
at Rice	Black, Platt, Tecklenburg, J. Williams	RU	REC	Platt 5 rush	Punt	6:07 pm	3:35	White/White/White	86	Turf	W, 21-13
Iowa State	B. Lynch, Mims, Tecklenburg, J. Williams	BU	KO	Mims 46 pass from Brewer	Punt	2:35 pm	3:38	Green/Green/Green	93	Turf	W, 23-21
at Kansas State	Hasty, Lockhart, Tecklenburg, J. Williams	KSU	REC	Ebner 4 rush	Punt	2:40 pm	3:11	Green/White/Green	70	Turf	W, 31-12
Texas Tech											
at Oklahoma State											
West Virginia											
at TCU											
Oklahoma											
Texas											
at Kansas											

BAYLOR FOOTBALL 2019

OVERALL: 5-0 (HOME 3-0, ROAD 2-0, NEUTRAL 0-0) | BIG 12 CONFERENCE: 2-0 (HOME 1-0, ROAD 1-0, NEUTRAL 0-0)

BAYLOR SUPERLATIVES

INDIVIDUAL		
Rushes	13	Brewer, Charlie vs Iowa State (Sep 28, 2019)
Yards Rushing	108	Lovett, John vs SFA (Aug 31, 2019)
TD Rushes	2	Ebner, Trestan vs SFA (Aug 31, 2019)
		Lovett, John at Kansas State (Oct 05, 2019)
Long Rush	61	Jones, Qualan vs UTSA (Sep 07, 2019)
Pass attempts	45	Brewer, Charlie vs Iowa State (Sep 28, 2019)
Pass completions	26	Brewer, Charlie vs Iowa State (Sep 28, 2019)
Yards Passing	307	Brewer, Charlie vs Iowa State (Sep 28, 2019)
TD Passes	3	Brewer, Charlie, three times
Long Pass	50	Brewer, Charlie at Rice (Sep 21, 2019)
Receptions	11	Thornton, Tyquan vs Iowa State (Sep 28, 2019)
Yards Receiving	141	Thornton, Tyquan vs Iowa State (Sep 28, 2019)
TD Receptions	3	Mims, Denzel vs UTSA (Sep 07, 2019)
Long Reception	50	Platt, Chris at Rice (Sep 21, 2019)
Field Goals	1	Mayers, John, twice
Long Field Goal	38	Mayers, John vs Iowa State (Sep 28, 2019)
Punts	6	Power, Issac, twice
Punting Avg	43.7	Power, Issac vs UTSA (Sep 07, 2019)
Long Punt	51	Power, Issac vs UTSA (Sep 07, 2019)
Punts inside 20	3	Power, Issac vs Iowa State (Sep 28, 2019)
Long Punt Return	73	Arnold, Grayland vs UTSA (Sep 07, 2019)
Long Kickoff Return	26	Lovett, John vs UTSA (Sep 07, 2019)
Tackles	13	Johnston, Clay at Rice (Sep 21, 2019)
		Johnston, Clay vs Iowa State (Sep 28, 2019)
Sacks	3.0	Lynch, James at Kansas State (Oct 05, 2019)
Tackles For Loss	4.0	Lynch, James at Kansas State (Oct 05, 2019)
Interceptions	1	Lynch, Blake vs SFA (Aug 31, 2019)
		Williams, Jordan vs Iowa State (Sep 28, 2019)
		Arnold, Grayland at Kansas State (Oct 05, 2019)

TEAM

Rushes	39	vs UTSA (Sep 07, 2019)
Yards Rushing	368	vs UTSA (Sep 07, 2019)
Yards Per Rush	9.4	vs UTSA (Sep 07, 2019)
TD Rushes	5	vs UTSA (Sep 07, 2019)
Pass attempts	45	vs Iowa State (Sep 28, 2019)
Pass completions	26	vs SFA (Aug 31, 2019); vs Iowa State (Sep 28, 2019)
Yards Passing	307	vs Iowa State (Sep 28, 2019)
Yards Per Pass	11.2	at Kansas State (Oct 05, 2019)
TD Passes	4	vs SFA (Aug 31, 2019)
Total Plays	79	vs Iowa State (Sep 28, 2019)
Total Offense	546	vs UTSA (Sep 07, 2019)
Yards Per Play	8.8	vs UTSA (Sep 07, 2019)
Points	63	vs UTSA (Sep 07, 2019)
Sacks By	6	at Kansas State (Oct 05, 2019)
First Downs	30	vs SFA (Aug 31, 2019)
Penalties	7	vs Iowa State (Sep 28, 2019); at Kansas State (Oct 05, 2019)
Penalty Yards	75	vs Iowa State (Sep 28, 2019)
Turnovers	2	at Rice (Sep 21, 2019)
Interceptions By	1	three times
Punts	6	vs Iowa State (Sep 28, 2019); at Kansas State (Oct 05, 2019)
Punting Avg	43.7	vs UTSA (Sep 07, 2019)
Long Punt	51	vs UTSA (Sep 07, 2019)
Punts inside 20	3	vs Iowa State (Sep 28, 2019)
Long Punt Return	73	vs UTSA (Sep 07, 2019)

OPPONENT SUPERLATIVES

INDIVIDUAL		
Rushes	18	Gilbert, James, at Kansas State (Oct 05, 2019)
Yards Rushing	94	Gilbert, James, at Kansas State (Oct 05, 2019)
TD Rushes	2	McCormick, S., vs UTSA (Sep 07, 2019)
Long Rush	54	McCormick, S., vs UTSA (Sep 07, 2019)
Pass attempts	45	Purdy, Brock, vs Iowa State (Sep 28, 2019)
Pass completions	27	Purdy, Brock, vs Iowa State (Sep 28, 2019)
Yards Passing	342	Purdy, Brock, vs Iowa State (Sep 28, 2019)
TD Passes	2	Purdy, Brock, vs Iowa State (Sep 28, 2019)
Long Pass	34	Self, Trae, vs SFA (Aug 31, 2019)
Receptions	7	three players
Yards Receiving	100	Rozner, Brad, at Rice (Sep 21, 2019)
TD Receptions	1	three players
Long Reception	34	Gipson, Xavier, vs SFA (Aug 31, 2019)
Field Goals	2	Harrison, Will, at Rice (Sep 21, 2019)
		Lynch, Blake, at Kansas State (Oct 05, 2019)
Long Field Goal	32	Ruiz, Storm, vs SFA (Aug 31, 2019)
Punts	8	Dean, Lucas, vs UTSA (Sep 07, 2019)
Punting Avg	48.0	Nunez, Adam, at Rice (Sep 21, 2019)
Long Punt	56	Dean, Lucas, vs UTSA (Sep 07, 2019)
Punts inside 20	3	Anctil, Devin, at Kansas State (Oct 05, 2019)
Long Punt Return	17	Bentley, Romell, vs SFA (Aug 31, 2019)
Long Kickoff Return	33	Youngblood, J., at Kansas State (Oct 05, 2019)
Tackles	10	Jones, Quin, vs SFA (Aug 31, 2019)
Sacks	2.0	Vance, O'Rien, vs Iowa State (Sep 28, 2019)
Tackles For Loss	2.0	Aldredge, B., at Rice (Sep 21, 2019)
		Vance, O'Rien, vs Iowa State (Sep 28, 2019)
		Hummel, Jake, vs Iowa State (Sep 28, 2019)

TEAM

Rushes	40	at Kansas State (Oct 05, 2019)
Yards Rushing	164	vs UTSA (Sep 07, 2019)
Yards Per Rush	4.6	vs UTSA (Sep 07, 2019)
TD Rushes	2	vs SFA (Aug 31, 2019); vs UTSA (Sep 07, 2019)
Pass attempts	45	vs Iowa State (Sep 28, 2019)
Pass completions	27	vs Iowa State (Sep 28, 2019)
Yards Passing	342	vs Iowa State (Sep 28, 2019)
Yards Per Pass	7.6	vs Iowa State (Sep 28, 2019)
TD Passes	2	vs Iowa State (Sep 28, 2019)
Total Plays	74	at Kansas State (Oct 05, 2019)
Total Offense	405	vs Iowa State (Sep 28, 2019)
Yards Per Play	5.5	vs Iowa State (Sep 28, 2019)
Points	21	vs Iowa State (Sep 28, 2019)
Sacks By	3	vs Iowa State (Sep 28, 2019)
First Downs	23	vs Iowa State (Sep 28, 2019)
Penalties	7	vs UTSA (Sep 07, 2019)
Penalty Yards	58	vs UTSA (Sep 07, 2019)
Turnovers	2	vs Iowa State (Sep 28, 2019); at Kansas State (Oct 05, 2019)
Interceptions By	0	
Punts	8	vs SFA (Aug 31, 2019); vs UTSA (Sep 07, 2019)
Punting Avg	45.8	at Rice (Sep 21, 2019)
Long Punt	56	vs UTSA (Sep 07, 2019)
Punts inside 20	3	at Kansas State (Oct 05, 2019)
Long Punt Return	17	vs SFA (Aug 31, 2019)

RED ZONE

OPPONENT	SCORE	TIMES IN		POINTS	TDS	RUSH TDS	PASS TDS	FGS	FAILED TO SCORE INSIDE 20						GAME
		SCORE	RED ZONE						SCORES	INT	FUM	PUNT	HALF		
Stephen F. Austin	56-17	6	6	42	6	3	3	0	0	0	0	0	0	0	0
UTSA	63-14	5	5	35	5	4	1	0	0	0	0	0	0	0	0
at Rice	21-13	2	1	7	1	1	0	0	1	0	0	0	0	0	0
Iowa State	23-21	4	2	10	1	0	1	1	2	1	0	0	0	0	0
at Kansas State	31-12	3	3	17	2	2	0	1	1	0	0	0	0	0	0
Texas Tech															
at Oklahoma State															
West Virginia															
at TCU															
Oklahoma															
Texas															
at Kansas															
Totals		20	17	111	15	10	5	2	4	1	0	0	0	0	0
Opponents		14	12	62	7	5	2	5	6	1	0	0	0	0	0

SEASON PCT. (OVERALL): 17 of 20 (85%) SEASON PCT. (TDS): 15 of 20 (75%)
 SEASON PCT. (NO SCORE): 3 of 20 (15%) SEASON PCT. (FGS): 2 of 20 (10%)

BAYLOR ROSTER

ALPHABETICAL ROSTER

NO.	PLAYER, POS.
1	Grayland Arnold, CB
16	Jared Atkinson, WR
12	Kalon Barnes, CB
18	Brandon Bass, QB
29	Davis Baucum, WR
30	Will Baxter, WR
56	Blake Bedier, OL
36	Ricardo Benitez, CB
26	Terrel Bernard, LB
8	Henry Black, S
11	Gerry Bohanon, QB
16	Bo Brewer, QB
12	Charlie Brewer, QB
32	Tyrone Brown, LB
23	Zeke Brown, CB
38	Koby Bullard, FB
31	Jacoby Clarke, RB
41	Jake Copeland, LB
39	Colby Delashaw, S
73	Davis DiVall, OL
44	Dru Dixon, RB
25	Trestan Ebner, RB
75	Elijah Ellis, OL
84	Jaylen Ellis, WR
21	Josh Fleeks, WR
90	TJ Franklin, DT
63	Jake Fruhmorgen, OL
76	Connor Galvin, OL
65	Blake George, OL
37	Cody George, TE
80	Jackson Gleeson, WR
95	Gabe Hall, DT
25	Byron Hanspard, Jr., CB
6	JaMycal Hasty, RB
82	Tyler Henderson, TE
87	Christoph Henle, TE
18	Gavin Holmes, WR
11	Jameson Houston, CB
45	Bryson Jackson, LB
4	Clay Johnston, LB
66	Colby Johnston, OL
84	Marques Jones, WR
52	Matt Jones, LB
27	Qualan Jones, RB
61	Khalil Keith, OL
70	Jackson Kimble, OL
78	Henry Klinge III, OL
92	Josh Landry, DT
47	Alex Lanham, CB
9	James Lockhart, DE
50	Ashton Logan, LB
48	Collin Losack, S
7	John Lovett, RB
2	Blake Lynch, LB
93	James Lynch, DT
50	Paul Matavao-Poialli, OL
46	Ross Maticcik, LS
96	Cole Maxwell, DT
95	John Mayers, K
17	Garret McGuire, QB
58	Michael McNair, LB
42	Jairon McVea, S
3	Chris Miller, S
64	Ryan Miller, DT
37	Mark Milton, CB
5	Denzel Mims, WR
15	Tripp Mitchell, WR
77	Jason Moore, OL

NUMERICAL ROSTER

No.	Name	Pos.	Ht.	Wt.	Class.	Exp.	Hometown / Previous
1	Grayland Arnold	CB	5-10	190	Jr.	2L	Kountze, Texas / Kountze HS
2	Blake Lynch	LB	6-3	225	Sr.	3L	Gilmer, Texas / Gilmer HS
3	Chris Miller	S	6-0	191	Sr.	3L	Frisco, Texas / Lone Star HS
4	Clay Johnston	LB	6-1	232	Sr.	3L	Abilene, Texas / Wylie HS
5	Denzel Mims	WR	6-3	215	Sr.	3L	Daingerfield, Texas / Daingerfield HS
6	JaMycal Hasty	RB	5-9	205	Sr.	3L	Longview, Texas / Longview HS
7	John Lovett	RB	6-0	212	Jr.	2L	Burlington, N.J. / Cherokee HS
8	Henry Black	S	6-0	206	Sr.	3L	Shreveport, La. / Woodlawn HS
9	James Lockhart	DE	6-2	263	Sr.	1L	Ennis, Texas / Ennis HS / Texas A&M
11	Gerry Bohanon	QB	6-3	221	R-Fr.	RS	Earle, Ark. / Earle HS
11	Jameson Houston	CB	5-11	200	Sr.	3L	Austin, Texas / St. Michael's Academy
12	Kalon Barnes	CB	6-0	186	So.	1L	Silsbee, Texas / Silsbee HS
12	Charlie Brewer	QB	6-1	206	Jr.	2L	Austin, Texas / Lake Travis HS
13	R.J. Sneed	WR	6-1	200	So.	1L	Cypress, Texas / Cypress Ranch HS
13	Raleigh Texada	CB	5-10	180	Jr.	1L	Frisco, Texas / Centennial HS
14	Chris Platt	WR	5-11	172	Gr.	4L	Willis, Texas / Willis HS
14	Jacob Zeno	QB	6-1	204	Fr.	HS	San Antonio, Texas / John Jay HS
15	Tripp Mitchell	WR/QB	6-1	190	Fr.	HS	Camarillo, Calif. / Oaks Christian HS
15	Christian Morgan	S	6-1	211	So.	1L	Houston, Texas / Porter HS
16	Jared Atkinson	WR	6-3	216	Jr.	2L	Mesquite, Texas / Horn HS
16	Bo Brewer	QB	5-11	190	Fr.	HS	Richardson, Texas / Pearce HS
17	Garret McGuire	QB	5-10	185	So.	SQ	Cedar Hill, Texas / Cedar Hill HS
18	Brandon Bass	QB	5-10	190	R-Fr.	RS	Addison, Texas / Trinity Christian
18	Gavin Holmes	WR	5-11	193	So.	1L	Justin, Texas / Northwest HS
19	Yusuf Terry	WR	6-3	189	Fr.	HS	Philadelphia, Pa. / Imhotep Institute Charter
20	Craig Williams	RB	5-8	173	R-Fr.	RS	Crosby, Texas / Crosby HS
20	Brandon White	CB	6-0	181	Fr.	HS	Amarillo, Texas / Tascosa HS
21	Josh Fleeks	WR	5-11	188	So.	1L	Dallas, Texas / Cedar Hill HS
22	JT Woods	S	6-2	190	So.	1L	San Antonio, Texas / Steele HS
23	Zeke Brown	CB	6-0	180	Jr.	1L	Midlothian, Texas / Midlothian HS
24	Jalen Pitre	LB	6-0	212	Jr.	2L	Stafford, Texas / Stafford HS
25	Trestan Ebner	RB	5-11	208	Jr.	2L	Henderson, Texas / Henderson HS
25	Byron Hanspard, Jr.	CB	6-0	181	R-Fr.	RS	DeSoto, Texas / DeSoto HS
26	Terrel Bernard	LB	6-1	222	So.	1L	La Porte, Texas / La Porte HS
27	Qualan Jones	RB	5-11	230	Fr.	HS	Grand Prairie, Texas / Trinity Christian
28	Abram Smith	RB	5-11	205	So.	1L	Abilene, Texas / Abilene HS
29	Davis Baucum	WR	5-10	189	R-Fr.	TR	Mesquite, Texas / Dallas Christian / Jacksonville
30	Will Baxter	S	6-0	193	R-Fr.	RS	Amarillo, Texas / Tascosa HS
30	Hakeem Vance	S	6-1	207	Fr.	HS	Olive Branch, Miss. / Hattiesburg HS
31	Jacoby Clarke	RB	6-0	195	Fr.	HS	The Woodlands, Texas / HS
31	Griffin Speaks	S	6-0	185	Fr.	HS	Auburn, Ala. / HS
32	Tyrone Brown	LB	6-4	205	Fr.	HS	Beaumont, Texas / Beaumont United HS
32	Skyler Wetzel	RB	5-9	190	Jr.	TR	San Antonio, Texas / Reagan HS / Tarleton St.
33	Jonah White	RB	6-0	208	Fr.	HS	Merkel, Texas / HS
33	Will Williams	S	6-2	205	Fr.	HS	El Paso, Texas / Chapin HS
34	Blake Perdue	WR	6-0	189	Jr.	JC	Amarillo, Texas / Midland College
34	Owen Rogers	LB	6-2	211	Sr.	1L	Phoenix, Ariz. / Brophy College Prep / Arizona State
35	Trystan Slinker	LB	5-11	222	Jr.	TR	Cache, Okla. / Cache HS / Southern Nazarene
35	Shevin Smith	CB	5-11	165	Fr.	HS	Savannah, Ga. / Islands HS
36	Ricardo Benitez	CB	4-2	110	R-Fr.	RS	Plano, Texas / Plano West HS
36	Solo Turner	LB	6-1	230	Fr.	HS	Frisco, Texas / Prestonwood Christian
37	Cody George	TE	6-2	256	Sr.	SQ	Lorena, Texas / Lorena HS
37	Mark Milton	CB	6-1	182	R-Fr.	RS	Houston, Texas / Clear Brook HS
38	Koby Bullard	FB	6-1	231	Jr.	1L	La Vernia, Texas / La Vernia HS
38	Jordan Williams	LB	6-0	223	Sr.	3L	Paris, Texas / Paris HS
39	Colby Delashaw	S	6-0	194	R-Fr.	RS	Frisco, Texas / Wakeland HS
40	Kolby White	WR	5-8	170	Fr.	HS	Sugar Land, Texas / Elkins HS
41	Jake Copeland	LB	6-0	220	Jr.	1L	Southlake, Texas / Southlake HS / Navarro JC
42	Jairon McVea	S	5-9	185	Jr.	2L	Richmond, Texas / George Ranch HS
43	Issac Power	P	6-1	200	R-Fr.	RS	Castle Rock, Colo. / Ponderosa HS
44	Dru Dixon	RB	6-0	255	So.	SQ	Phoenix, Ariz. / Pinnacle HS
45	Bryson Jackson	LB	6-2	211	So.	SQ	Mansfield, Texas / Lake Ridge HS
46	Ross Maticcik	LS	6-0	235	Sr.	3L	McKinney, Texas / McKinney Boyd HS
46	Garmon Randolph	DE	6-7	242	Fr.	HS	Jefferson, Ga. / HS
47	Alex Lanham	CB	5-10	165	Fr.	HS	Trabuco Canyon, Calif. / St. Margaret's Episcopal
48	Collin Losack	S	5-10	180	Fr.	HS	Colleyville, Texas / Heritage HS

BAYLOR ROSTER**NUMERICAL ROSTER**

No.	Name	Pos.	Ht.	Wt.	Class.	Exp.	Hometown / Previous
50	Ashton Logan	LB	6-1	232	So.	1L	Temple, Texas / Temple HS
50	Paul Matavao-Poialii	LB	6-4	277	Fr.	HS	Daly City, Calif. / Jefferson HS
51	Jackson Shupp	DE	6-4	246	R-Fr.	RS	The Woodlands, Texas / The Woodlands HS
52	Matt Jones	LB	6-3	237	Fr.	HS	Odessa, Texas / Odessa Permian HS
52	Sam Tecklenburg	OL	6-4	310	Sr.	3L	Plano, Texas / Plano HS
54	Brayden Utley	DT	6-1	257	R-Fr.	RS	Huntington Beach, Calif. / Loyola HS
55	Xavier Newman	OL	6-2	307	Jr.	2L	Desoto, Texas / Desoto HS
56	Blake Bedier	OL	6-5	302	Jr.	JC	Lehi, Utah / Lehi HS / Snow College
57	Johncarlo Valentin	OL	6-4	320	Sr.	1L	Philadelphia, Pa. / Imhotep Charter / ASA College
58	Michael McNair	LB	6-2	236	Jr.	SQ	Richardson, Texas / Plano East
58	Ty Smith	OL	6-3	294	So.	SQ	Argyle, Texas / Argyle HS
61	Khalil Keith	OL	6-5	320	So.	1L	Alpine, Ala. / Winterboro HS
63	Jake Fruhmorgen	OL	6-6	305	Sr.	1L	Tampa, Fla. / Plant HS / Clemson
64	Ryan Miller	DT	6-2	289	Jr.	2L	Southlake, Texas / Carroll HS
65	Blake George	OL	6-4	255	Fr.	HS	Lorena, Texas / HS
66	Colby Johnston	OL	6-4	270	Fr.	HS	Plano, Texas / Plano East HS
67	Thor Rodoni	LS	6-2	211	Jr.	SQ	Los Banos, Calif. / Pacheco HS
70	Jackson Kimble	OL	6-3	303	R-Fr.	RS	Southlake, Texas / Carroll HS
71	Jim Threet	OL	6-5	310	Jr.	SQ	Sunnyvale, Texas / Sunnyvale HS
73	Davis DiVall	OL	6-4	293	Fr.	HS	Scottsdale, Ariz. / Notre Dame Prep / Bridgton Academy
74	Prince Pines	OL	6-4	339	R-Fr.	RS	Baton Rouge, La. / Tara HS
75	Elijah Ellis	OL	6-6	279	Fr.	HS	Paris, Texas / HS
76	Connor Galvin	OL	6-7	302	So.	1L	Katy, Texas / Katy HS
77	Jason Moore	OL	6-3	296	So.	SQ	Frisco, Texas / Independence HS
78	Henry Klinge III	OL	6-5	304	So.	SQ	Southlake, Texas / Carroll HS
79	Casey Phillips	OL	6-5	303	R-Fr.	RS	Franklin, Texas / Franklin HS
80	Jackson Gleeson	WR	6-0	185	R-Fr.	RS	Mansfield, Texas / Mansfield HS
81	Tyquan Thornton	WR	6-3	176	So.	1L	Miami, Fla. / Booker T. Washington HS
82	Tyler Henderson	TE	6-4	248	So.	1L	Kyle, Texas / Lehman HS
82	Kyle Peterson	WR	6-0	163	Jr.	JC	Thousand Oaks, Calif. / Thousand Oaks HS / Moorpark College
83	Russell Morrison	WR	5-11	192	Jr.	SQ	Katy, Texas / Cinco Ranch HS
84	Jaylen Ellis	WR	6-0	186	Fr.	HS	Round Rock, Texas / Cedar Ridge HS
84	Marques Jones	WR	6-2	211	Sr.	2L	McKinney, Texas / McKinney HS
85	Sam Snyder	TE	6-5	209	Fr.	HS	Fleming Island, Fla. / Fleming Island HS
86	Ben Sims	TE	6-4	256	R-Fr.	RS	San Antonio, Texas / Clark HS
87	Christoph Henle	TE	6-6	259	So.	1L	Innsbruck, Austria / The Oakridge School
88	Bralen Taylor	DE	6-7	261	R-Fr.	RS	Cuero, Texas / Cuero HS
89	Jay Sedwick	K	5-11	211	So.	1L	Arlington, Texas / Grace Prep
90	TJ Franklin	DT	6-4	294	Fr.	HS	Temple, Texas / Temple HS
91	Rob Saulin	TE/DT	6-5	302	So.	1L	Pennsville, N.J. / Pennsville Memorial HS
92	Josh Landry	DT	6-1	277	R-Fr.	RS	Houston, Texas / Lamar HS
93	James Lynch	DT	6-4	295	Jr.	2L	Round Rock, Texas / Round Rock HS
94	Harrison White	DT	6-5	263	Fr.	HS	Houston, Texas / Klein HS
95	Gabe Hall	DT	6-5	305	Fr.	HS	Waller, Texas / HS
95	John Mayers	K	5-10	184	R-Fr.	RS	Flower Mound, Texas / Marcus HS
96	Cole Maxwell	DT	6-5	295	So.	SQ	Allen, Texas / Allen HS
97	Niadré Zouzoua	DE	6-4	237	Jr.	JC	Brockton, Mass. / Brockton HS / Monroe College
98	Chidi Ogbonnaya	DT	6-5	290	So.	1L	Houston, Texas / Langham Creek HS
99	Noah Rauschenberg	K	6-1	203	Fr.	HS	Tulsa, Okla. / Union HS
99	Bravvion Roy	DT	6-1	333	Sr.	3L	Spring, Texas / Spring HS

ALPHABETICAL ROSTER

NO.	PLAYER, POS.
15	Christian Morgan, S
83	Russell Morrison, WR
55	Xavier Newman, OL
98	Chidi Ogbonnaya, DT
34	Blake Perdue, WR
82	Kyle Peterson, OL
79	Casey Phillips, OL
74	Prince Pines, OL
24	Jalen Pitre, LB
14	Chris Platt, WR
43	Issac Power, P
46	Garmon Randolph, DE
99	Noah Rauschenberg, K
67	Thor Rodoni, LS
34	Owen Rogers, LB
99	Bravvion Roy, DT
91	Rob Saulin, DT
89	Jay Sedwick, K
51	Jackson Shupp, DE
86	Ben Sims, TE
35	Trystan Slinker, LB
28	Abram Smith, RB
35	Shevin Smith, CB
58	Ty Smith, OL
13	R.J. Sneed, WR
85	Sam Snyder, TE
31	Griffin Speaks, S
88	Bralen Taylor, DE
52	Sam Tecklenburg, OL
19	Yusuf Terry, WR
13	Raleigh Texada, CB
81	Tyquan Thornton, WR
71	Jim Threet, OL
36	Solo Turner, LB
54	Brayden Utley, DT
57	Johncarlo Valentin, OL
30	Hakeem Vance, S
32	Skyler Wetzel, RB
20	Brandon White, CB
94	Harrison White, DT
33	Jonah White, RB
40	Kolby White, CB
20	Craig Williams, RB
38	Jordan Williams, LB
33	Will Williams, S
22	JT Woods, S
14	Jacob Zeno, QB
97	Niadré Zouzoua, DE

COACHING STAFF

Head Coach: Matt Rhule (Penn State, 1997)

Associate Head Coach/Defensive Ends: Joey McGuire (UT Arlington, 1995)

Defensive Coordinator: Phil Snow (Cal State Hayward, 1978)

Co-Offensive Coordinator/Running Backs: Jeff Nixon (Penn State, 1998)

Co-Offensive Coordinator/Quarterbacks: Glenn Thomas (Texas Tech, 1998)

Asst. Coach/Offensive Line: Shawn Bell (Baylor, 2006)

Asst. Coach/Cornerbacks/Recruiting Coordinator: Evan Cooper (Temple, 2009)

Asst. Coach/Wide Receivers/Passing Game Coordinator: Frisman Jackson (Northern Illinois, 2009)

Asst. Coach/Defensive Line: Frank Okam (Texas, 2007)

Asst. Coach/Tight Ends: Marcus Satterfield (ETSU, 1999)

Asst. Coach/Special Teams Coordinator/Linebackers: Mike Siravo (Boston College, 1998)

2019 GAME RECAPS

OVERALL: 5-0 (HOME 3-0, ROAD 2-0, NEUTRAL 0-0) | BIG 12 CONFERENCE: 2-0 (HOME 1-0, ROAD 1-0, NEUTRAL 0-0)

BAYLOR 56, STEPHEN F. AUSTIN 17

MCLANE STADIUM • WACO, TEXAS

AUG. 31, 2019 • ATTENDANCE: 43,013

Running back **Trestan Ebner's** winding 21-yard run was the first of his three touchdowns, Charlie Brewer threw for 215 yards and three scores in barely more than a half and Baylor handed the Lumberjacks their seventh straight season-opening loss with a 56-17 victory Saturday night.

After scoring a TD on a 3-yard run for those first SFA points in a series that dates back to 1928, SFA's Trae Self's pass was intercepted by **Blake Lynch**, who partially blocked a punt on the opening series. Ebner's highlight-reel TD came six plays after Lynch's interception.

Ebner's other touchdowns were also in the first half on a 16-yard pass from Brewer and an 11-yard run.

R.J. Sneed had a pair of TD catches with a team-leading 57 yards receiving. Sneed, Ebner and **Denzel Mims** had five catches apiece.

John Lovett ran for 108 yards on eight carries, including a 19-yard touchdown to give Baylor a 35-7 halftime lead.

POSTGAME NOTES

- Baylor is now 78-36-4 all-time in season openers, a 13-10 mark in the Big 12 era (since 1996).
- The Bears are 18-1 all-time against four members (Abilene Christian, Lamar, Northwestern State, Stephen F. Austin, Sam Houston State) of the Southland Conference.
- The 56 points are the third-most points ever scored by a **Matt Rhule** coached team. The record is 60 points scored in a 60-40 win for Temple at SMU on Nov. 6, 2015.
- The 56 points scored are the most points for Baylor since putting up 62 vs. West Virginia on Oct. 17, 2015.
- LB **Blake Lynch** blocked the first kick of his career, a punt in the first quarter. DT **Gabe Hall** blocked a field goal attempt in the third quarter, the first of his young career. Lynch and Hall are the fifth and sixth different players to do so in the Rhule era.
- RB **Trestan Ebner's** three-TD performance is a career best, his previous high was two vs. Vanderbilt in the Texas Bowl and two rushing TDs vs. West Virginia in 2017. He is the first Baylor player to score three TDs in a game since RB **John Lovett** collected three in last year's season opener vs. Abilene Christian.
- RB **John Lovett** finished with 108 yards, his fourth-career 100+ rushing performance.

SCORING SUMMARY

ABILENE CHRISTIAN	7	13	7	0	--	27
BAYLOR	13	21	10	7	--	55

1st	11:48	BU	Ebner, Trestan 16 yd pass from Brewer, Charlie (Mayers, John kick)
	08:13	BU	Sneed, R.J. 11 yd pass from Brewer, Charlie (Mayers, John kick)
	03:17	SFA	Self, Trae 3 yd run (Ruiz, Storm kick)
2nd	10:53	BU	Ebner, Trestan 21 yd run (Mayers, John kick)
	06:48	BU	Ebner, Trestan 11 yd run (Mayers, John kick)
	02:20	BU	Lovett, John 19 yd run (Mayers, John kick)
3rd	13:40	BU	Sneed, R.J. 21 yd pass from Brewer, Charlie (Mayers, John kick)
	10:07	BU	Thornton, Tyquan 9 yd pass from Bohanon, Gerry (Rauschenberg, Noah kick)
4th	11:16	SFA	Ruiz, Storm 32 yd field goal
	04:26	BU	Smith, Abram 9 yd run (Rauschenberg, Noah kick)
	01:04	SFA	McGowen, Josh 1 yd run (Ruiz, Storm kick)

STATISTICS

TEAM STATS	SFA	BU
FIRST DOWNS	13	30
RUSHES-YARDS (NET)	32-119	37-268
PASSING YDS (NET)	158	250
Passes Att-Comp-Int	30-16-1	37-26-0
TOTAL OFFENSE PLAYS-YARDS	62-277	74-518
Fumble Returns-Yards	0-0	0-0
Punt Returns-Yards	1-17	3-18
Kickoff Returns-Yards	1-16	2-35
Interception Returns-Yards	0-0	1-1
Punts (Number-Avg)	8-31.0	4-36.5
Fumbles-Lost	0-0	2-1
Penalties-Yards	4-50	5-30
Possession Time	30:07	29:53
Third-Down Conversions	6 of 16	8 of 13
Fourth-Down Conversions	0 of 0	1 of 1
Red-Zone Scores-Chances	3-4	6-6
Sacks By: Number-Yards	0-0	3-15

INDIVIDUAL STATISTICS

RUSHING: Stephen F. Austin-Hutchings, Thomas 10-68; McGowen, Josh 7-38; Ward, Da'Leon 9-10; Arnold, Cam 2-7; Self, Trae 4-4; Baylor-Lovett, John 8-108; Bohanon, Gerry 6-84; Ebner, Trestan 2-32; Hasty, Ja'Mycal 10-25; Smith, Abram 4-8; Clarke, Jacoby 2-7; Jones, Qualan 3-5; Brewer, Charlie 2-1.

PASSING: Stephen F. Austin - Self, Trae 15-21-1-140; Arnold, Cam 1-1-0-18. Baylor - Brewer, Charlie 21-31-0-199; Bohanon, Gerry 5-6-0-51.

RECEIVING: Stephen F. Austin - Gipson, Xavier 3-61-0; Simmons, Remi 3-16-0; Clater, Calvin 3-11-0; Williams, Cody 2-9-0; Borders, Quentynian 2-6-0; Rikel, Lawton 1-23-0; Thompson, Josh 1-18-0; Ward, Da'Leon 1-8-0; Hutchings, Thomas 1-6-0. Baylor - Sneed, R.J. 5-57-2; Mims, Denzel 5-46-0; Ebner, Trestan 5-40-1; Fleeke, Josh 4-37-0; Hasty, Ja'Mycal 2-6-0; Platt, Chris 1-23-0; Atkinson, Jared 1-16-0; Thornton, Tyquan 1-9-1; Bullard, Koby 1-8-0; Henle, Christoph 1-8-0.

INTERCEPTIONS: Stephen F. Austin - none. Baylor - Lynch, Blake 1-1

FUMBLES: Stephen F. Austin - none. Baylor - Arnold, Grayland 1-0; Smith, Abram 1-1.

SACKS: Stephen F. Austin - none. Baylor - Miller, Chris 0.5-1; Johnston, Clay 0.5-3; Arnold, Grayland 0.5-1; Jones, Matt 0.5-2; Zouzoua, Niadre 1.0-5; McVea 1.0-3; Lynch, James 1.5-8; Utley, Brayden 0.5-2; Lynch, Blake 0.5-2; Lockhart, James 1.0-6; Barnes, Kalon 0.5-0.

TACKLES (UA-A): Stephen F. Austin - Jones, Quin 8-2; Roland, Galvin 4-5; Morris, Bert 6-0; Bakari, Taaj 3-2; Gordon, Trenton 3-2; Hendrix, Aretavious 3-0; Lawton, Caleb 2-1; Sampson, Gary 1-2; Heard, Myles 2-0; McKnight, Gerard 2-0; Jones, Eli 1-1; Williams II, Rason 0-2; TEAM 1-0; Rikel, Lawton 1-0; Britton, Teddy 1-0; Smith, Marje 1-0; Mosley, Marcus 1-0; Randle, Brevin 1-0; Brown, A.J. 1-0; Murray, Amad 1-0; Jacobs, Anthony 1-0; Hutchings, Thomas 1-0. Baylor - Roy, Bravion 4-2; Miller, Chris 4-1; Johnston, Clay 3-2; Arnold, Grayland 2-2; Bernard, Terrel 2-2; Williams, Jordan 3-0; Jones, Matt 1-2; Jackson, Bryson 0-3; Williams, Will 2-0; Zouzoua, Niadre 2-0; McVea 2-0; Lynch, James 1-1; Woods, J.T. 1-1; Utley, Brayden 1-1; Delashaw, Colby 1-1; Lynch, Blake 1-1; Randolph, Garmon 1-0; Black, Henry 1-0; Taylor, Bralen 1-1; Lockhart, James 1-0; Smith, Abram 1-0; Texada, Raleigh 0-1; Barnes, Kalon 0-1; Hanspard Jr., Byron 0-1.

BAYLOR 63, UTSA 14

MCLANE STADIUM • WACO, TEXAS

SEPT. 7, 2019 • ATTENDANCE: 40,274

Denzel Mims was a little slow getting up after a play when he saw Baylor's call for the next snap. The senior receiver quickly waved off another player heading on to the field to take his place.

Mims then caught the second of his three touchdowns before Grayland Arnold's 73-yard punt return for a score in Baylor's 63-14 win over UTSA on Saturday.

Charlie Brewer completed 12 of 16 passes for 163 yards and the three TDs to Mims while playing only the first half, when the Bears (2-0) built a 35-0 lead. Brewer also had a 5-yard touchdown run on a blistering hot day.

Mims had all seven of his catches for 101 yards in the first half of his second career three-TD game. He was wide open in the end zone for a 9-yard TD to start the scoring when cornerback Cassius Grady fell down. Mims got behind the same defender along the sideline for a 30-yard TD and then kicked over the pylon to make it 21-0 on the play he stayed on the field.

The Roadrunners (1-1) trailed 49-0 before a 16-play drive capped by true freshman Sincere McCormick's 2-yard TD run at the end of the third quarter. He added a 54-yard score after that.

Arnold had Baylor's first punt return for a touchdown since 2005 midway through the second quarter. After fielding the ball and sliding to his right, Arnold sprinted down the sideline and got some nice down-field blocks.

POSTGAME NOTES

- The 63 points scored are the most ever by a Matt Rhule coached team. The previous record was 60 points scored in a 60-40 win for Temple at SMU on Nov. 6, 2015.
- The last time the Bears scored 60+ points was when they scored 66 on Oct. 10, 2015 when they scored 66 in a 66-7 victory at Kansas.
- The Bears allowed just 102 passing yards, the fewest since allowing just 31 to Rice, Sept. 16, 2016.
- WR Denzel Mims had his second-career 3 TD performance (first in 2017 vs. OU). He hauled in his first TD reception of the year, a 9-yd reception for the Bears' first score of the day. He then added a 30-yd TD reception in the second quarter and a 26-yd reception in the second quarter for his third TD of the day.
- WR Denzel Mims now has 19 career touchdowns, good for sole possession of ninth place on the Baylor receivers all-time TD list.
- CB Grayland Arnold took a 73-yd punt return to the house, the first punt return TD of his career and the Rhule era. Overall, it is the first Baylor punt return TD since Nov. 16, 2013 when Levi Norwood had a 58-yd punt return vs. Texas Tech at AT&T Stadium. The 73-yd punt return TD is tied for the ninth longest in Baylor history (Don Huggins, 73 yards vs. TCU in 1970) and the longest since Shaun Rochon's 85-yd punt return TD vs. Samford in 2005.
- WR Chris Platt becomes just the fourth active player nationally to score a TD in five different seasons (2015-19).

SCORING SUMMARY

ABILENE CHRISTIAN	7	13	7	0	--	27
BAYLOR	13	21	10	7	--	55

1st	08:22	BU	Mims, Denzel 9 yd pass from Brewer, Charlie (Mayers, John kick)
	00:43	BU	Brewer, Charlie 5 yd run (Mayers, John kick)
2nd	09:27	BU	Mims, Denzel 30 yd pass from Brewer, Charlie (Mayers, John kick)
	07:09	BU	Arnold, Grayland 73 yd punt return (Mayers, John kick)
	01:30	BU	Mims, Denzel 26 yd pass from Brewer, Charlie (Mayers, John kick)
3rd	11:25	BU	Bohanon, Gerry 3 yd run (Mayers, John kick)
	06:11	BU	Hasty, Ja'Mycal 1 yd run (Mayers, John kick)
	00:03	UTSA	McCORMICK, S. 2 yd run (DUPLESSIS, H. kick)
4th	12:22	UTSA	McCORMICK, S. 54 yd run (DUPLESSIS, H. kick)
	08:30	BU	Platt, Chris 15 yd run (Rauschenberg, Noah kick)
	05:33	BU	Jones, Qualan 61 yd run (Rauschenberg, Noah kick)

STATISTICS

TEAM STATS	UTSA	BU
FIRST DOWNS	14	25
RUSHES-YARDS (NET)	36-164	39-368
PASSING YDS (NET)	102	178
Passes Att-Comp-Int	30-17-0	23-16-0
TOTAL OFFENSE PLAYS-YARDS	66-266	62-546
Fumble Returns-Yards	0-0	0-0
Punt Returns-Yards	1-2	3-83
Kickoff Returns-Yards	2-37	2-51
Interception Returns-Yards	0-0	0-0
Punts (Number-Avg)	8-43.0	3-43.7
Fumbles-Lost	3-1	1-0
Penalties-Yards	7-58	6-50
Possession Time	31:31	28:29
Third-Down Conversions	7 of 18	6 of 9
Fourth-Down Conversions	2 of 3	0 of 0
Red-Zone Scores-Chances	1-1	5-5
Sacks By: Number-Yards	1-2	3-10

INDIVIDUAL STATISTICS

RUSHING: UTSA - McCormick, S. 12-87; Boston, Deven 5-33; Brady, Brenden 6-26; Narcisse, Lowell 3-12; Harris, Frank 9-3; Daniels, B.J. 1-3. Baylor - Bohanon, Gerry 7-93; Ebner, Trestan 4-76; Lovett, John 9-69; Jones, Qualan 2-63; Smith, Abram 3-21; Hasty, Ja'Mycal 7-18; Platt, Chris 1-15; Brewer, Charlie 4-10; White, Jonah 1-2; Bullard, Koby 1-1.

PASSING: UTSA - Harris Frank 15-21-0-93; Narcisse, Lowell 2-6-0-9. Baylor - Brewer, Charlie 12-16-0-163; Bohanon, Gerry 4-7-0-15.

RECEIVING: UTSA - Ogle-Kellogg, T. 4-15-0; Moorhead, Blaze 3-21-0; Cephus, J. 2-23. Strickland, C. 2-11-0; Jones, Sheldon 2-10-0; Woolen, Tariq 1-7-0; Boston, Deven 1-6-0; Franklin, Z. 1-6-0; Griffin, Dywan 1-3-0. Baylor - Mims, Denzel 7-101-3; Sneed, R.J. 3-40-0; Hasty, Ja'Mycal 2-8-0; Thornton, Tyquan 1-16-0; Lovett, John 1-13-0; Baucum, Davis 1-2-0; Platt, Chris 1-2-0.

INTERCEPTIONS: UTSA - none. Baylor - none.

FUMBLES: UTSA - Harris, Frank 2-0; Johnson, Krik 1-1. Baylor - Hasty, Ja'Mycal 1-1.

SACKS: UTSA - Wisdom, Rashad 1.0-2. Baylor - Johnston, Clay 1.5-8; Lynch, Blake 1.0-1; Taylor, Bralen 0.5-1.

TACKLES (UA-A): UTSA - Austin III 4-2; Sam, Jahmal 4-1; Harris, SaVion 3-2; McFarland, L. 3-2; Mayfield, Corey 4-0; Mahnke, Tyler 2-1; Martel, Andrew 2-1; Wisdom, Rashad 1-2; Nwachukwu, K. 2-0; Banks, Eric 1-1; Henry, D. 1-0; Dantzler, L. 1-0; Harmonson, T. 1-0; Grady, Cassius 1-0; Preston, J. 1-0; Baker, Baylen 1-0; Robinson, Ken 1-0; Boston, Deven 1-0; Benning, Myles 1-0; Carter-McLin, J. 1-0; Nelson, Kevin 1-0; Matternson, B. 1-0. Baylor - Johnston, Clay 2-4; Williams, Jordan 3-2; Miller, Chris 2-3; Black, Henry 2-3; Barnes, Kalon 2-2; McVea, Jairon 2-2; Bernard, Terrel 1-3; Arnold, Grayland 3-0; Lockhart, James 1-2; Zouzoua, Niadre 1-1; Lynch, Blake 1-1; Lynch, James 1-1; Woods, J.T. 1-1; Houston, Jameson 1-1; Logan, Ashton 1-1; Taylor, Bralen 0-2; Brown, Zeke 1-0; Maxwell, Cole 1-0; Ogbonaya, Chidi 1-0; Williams, Will 1-0; Roy, Bravion 1-0; Jackson, Bryson 0-1; Milton, Mark 0-1; Jones, Matt 0-1.

2019 GAME RECAPS

OVERALL: 5-0 (HOME 3-0, ROAD 2-0, NEUTRAL 0-0) | BIG 12 CONFERENCE: 2-0 (HOME 1-0, ROAD 1-0, NEUTRAL 0-0)

BAYLOR 21, RICE 13

RICE STADIUM • HOUSTON, TEXAS

SEPT. 21, 2019 • ATTENDANCE: 20,198

Baylor was happy to escape with a win against Rice on Saturday night. The Bears might have been even happier with the wakeup call they received. Charlie Brewer threw for 303 yards and a touchdown, Denzel Mims caught six passes for 102 yards and Baylor held on to beat Rice 21-13. Brewer threw a 50-yard touchdown pass to Chris Platt with five minutes left in the second quarter, and ran for a 25-yard touchdown with 15 seconds left in the first half as the Bears (3-0) built a 21-3 halftime lead. Brewer finished 20 of 27 and rushed 12 times for 58 yards. Platt finished with 85 yards with the touchdown on five catches. Josh Fleeks put Baylor on the board with three minutes left in the first quarter. Baylor outgained Rice 427-242. Wiley Green finished 13-of-23 passing for 128 yards in his return after missing last week with a neck injury. Tom Stewart was 5 of 8 for 50 yards and rushed for a 21-yard touchdown with 8:42 left in the fourth quarter to pull Rice within eight. Brad Rozner caught seven passes for 100 yards for the Owls (0-4). The Owls had the ball and a chance to tie with three minutes left in the game, but two sacks ended the drive. The Bears iced the game with a 13-yard pass from Brewer to Mims with a minute left for a first down.

POSTGAME NOTES

- The Bears have won five straight games for the first time since opening the 2016 season 6-0.
- With Fleeks' TD run, 13 different Bears have accounted for a touchdown this season.
- The Bears' 86-yard TD drive to open up scoring in the game is Baylor's longest since a 10-play, 88-yd TD drive in last year's Texas Bowl.
- WR Denzel Mims finished with 102 receiving yards on six catches, giving the Bears a 100-yard performer in 18-of-28 games under head coach Matt Rhule, including five consecutive games through the victory over Rice. There have been 26 total 100-yard performances under Rhule.
- Josh Fleeks rushed for his second-career rushing TD (3rd career TD), his first of the 2019 campaign, a 6-yr run to open up scoring in the first quarter.
- WR Chris Platt hauled in a 50-yr TD reception in the second quarter, his longest pass reception since a 79-yarder (TD) at Duke in 2017. The TD is the 6th career reception of 50+ yards for Platt.
- The 50-yr TD pass from QB Charlie Brewer to WR Chris Platt is the 9th completion of 50 or more yards of Brewer's career.
- QB Charlie Brewer finished with 303 yards passing, his 8th game in 19 starts with 300+ yards passing. He remains in fourth on the all-time Baylor list and is one away from tying Nick Florence for third with 9 games.
- DT James Lynch finished with a career-high 2 sacks, giving him 11.5 career sacks.
- DE James Lockhart collected his first career fumble recovery to end a sequence of three plays where he recorded a pass break up, a tackle for loss and a fumble recovery.
- DE James Lockhart collected his first sack of the season, second of his career. He finished with 4 tackles (tied career high), 1.0 sack, 2.0 TFL, 2 QB hurry, 1 pass break up and 1 fumble recovery.

SCORING SUMMARY

BAYLOR	7	14	0	0	--	21
RICE	0	3	3	7	--	13

1st 03:12	BU	Fleeks, Josh 6 yd run (Mayers,John kick)
2nd 08:09	RICE	Harrison, Will 28 yd field goal
05:02	BU	Platt, Chris 50 yd pass from Brewer, Charlie (Mayers, John kick)
00:15	BU	Brewer, Charlie 25 yd run (Mayers, John kick)
3rd 03:50	RICE	Harrison, Will 24 yd field goal
4th 08:42	BU	STEWART, Tom 21 yd run (Harrison, Will kick)

STATISTICS

TEAM STATS	BU	RICE
FIRST DOWNS	20	17
RUSHES-YARDS (NET)	35-124	35-64
PASSING YDS (NET)	303	178
Passes Att-Comp-Int	28-20-0	31-18-0
TOTAL OFFENSE PLAYS-YARDS	63-427	66-242
Fumble Returns-Yards	0-0	0-0
Punt Returns-Yards	0-0	0-0
Kickoff Returns-Yards	3-45	2-41
Interception Returns-Yards	0-0	0-0
Punts (Number-Avg)	3-107	4-183
Fumbles-Lost	3-2	2-1
Penalties-Yards	6-60	1-5
Possession Time	27:45	32:15
Third-Down Conversions	7 of 12	8 of 18
Fourth-Down Conversions	0 of 1	1 of 2
Red-Zone Scores-Chances	1-2	2-3
Sacks By: Number-Yards	3-16	2-8

INDIVIDUAL STATISTICS

RUSHING: Baylor - Brewer, Charlie 12-58; Hasty, JaMycal 7-39; Ebner, Trestan 7-10; Lovett, John 5-9; Fleeks, Josh 2-5; Platt, Chris 1-5; Team 1- -2. Rice - Booker, Charlie 12-29; Green, Wiley 4-18; Walter, Aston 14-11; Stewart, Tom 4-5; Montgomery, C. 1-1.

PASSING: Baylor - Brewer, Charlie 20-27-0-303; Atkinson, Jared 0-1-0-0. Rice - Green, Wiley 13-23-0-128; Stewart, Tom 5-8-0-50.

RECEIVING: Baylor - Mims, Denzel 6-102-0; Platt, Chris 5-85-1; Thornton, Tyquan 3-70-0; Sneed, R.J. 3-24-0; Henle, Christoph 1-11-0; Hasty, JaMycal 1-6-0; Ebner, Trestan 1-5-0. Rice - Rozner, Brad 7-100-0; Myers, Jordan 3-13-0; Trammell, A. 2-27-0; Pitre III, A. 2-16-0; Walter, Aston 2-14-0; Bradley, Jack 1-8-0; Montgomery, C. 1-0-0.

INTERCEPTIONS: Baylor - none. Rice - none.

FUMBLES: Baylor - Lovett, John 1-1; Brewer, Charlie 1-1. Rice - Montgomery, C. 1-1; Rozner, Brad 1-0.

SACKS: Baylor - Lockhart, James 1.0-1; Lynch, James 2.0-15. Rice - Chamberlain, T. 0.5-1; Ekpe, Anthony 0.5-1.

TACKLES (UA-A): Baylor - Johnston, Clay 7-6; Roy, Bravion 4-1; Miller, Chris 3-2; Bernard, Terrel 3-2; Texada, Raleigh 4-0; Lockhart, James 3-1; Lynch, Blake 2-2; Houston, Jameson 2-2; Arnold, Grayland 2-2; Williams, Jordan 2-1; Morgan, C. 1-2; Lynch, James 2-0; McVea, Jairon 1-1; Black, Henry 0-2; Barnes, Kalon 1-0; Ogbonnaya, Chidi 1-0; Woods, J.T. 0-1; Smith, Abram 0-1. Rice - Alldredge, B. 6-2; Smith, Naeem 4-3; Montero, A. 3-4; Chamberlain, T. 2-4; Bird, Andrew 3-1; Enechukwu, I. 1-2; Garcia, Elijah 1-2; Hubbard, J. 2-0; Ekpe, Anthony 1-1; Adams, Myles 1-1; Ellerbe, N. 1-1; Richardson, I. 1-1; Nyakwol, George 0-2; Myers, Jordan 1-0; Calderon, Prudy 1-0; White, Jason 1-0; Thornton, Tyrae 1-0; Carroll, D. 1-0; Doddridge, J. 0-1; Newsome, D. 0-1; Page, Kebreyun 0-1; Floyd, Izeya 0-1; Orji, Kenneth 0-0.

BAYLOR 23, IOWA STATE 21

MCLANE STADIUM • WACO, TEXAS

SEPT. 28, 2019 • ATTENDANCE: 42,359

Baylor coach Matt Rhule passed on a field goal try early in Iowa State's huge fourth-quarter comeback because redshirt freshman John Mayers badly missed a kick in the first half. After the Bears had blown the rest of their 20-point lead, Rhule faced another decision from the same distance as the early miss -- 38 yards -- only this time it was into the wind, with less than half a minute remaining, and his team down one. The kid got another chance. Mayers slipped the 38-yarder just inside the right upright with 21 seconds left for the first field goal of his career, lifting Baylor to a 23-21 victory over Iowa State on a steamy Saturday after the Bears blew their big lead and were behind for the first time this season. Charlie Brewer answered the last of three fourth-quarter TD drives engineered by Brock Purdy, taking the Bears 54 yards in 14 plays. Among the three third-down conversions was a 10-yard run by Brewer on third-and-9 and completions of 15 and 13 yards to Tyquan Thornton. After an Iowa State timeout, Mayers touched off a wild celebration as the Bears (4-0, 1-0 Big 12) extended their best start in three years under Rhule and won their sixth straight game going back to last season. It's the longest active winning streak in the Big 12.

POSTGAME NOTES

- The last time Iowa State was held scoreless through three-straight quarters was on Sept. 8, 2018 at Iowa, when they were shutout through the final three quarters.
- WR Denzel Mims finished with 106 receiving yards on 6 catches and WR Tyquan Thornton finished with 141 receiving yards on 11 catches, giving the Bears at least one 100-yard performer in 19-of-29 games under head coach Matt Rhule, including six consecutive games through the victory over Iowa State. There have been 28 total 100-yard performances under Rhule.
- The Bears have had two 100-yard performers in nine games under Rhule.
- The Bears are 10-1 when an individual records a 100-yard performance.
- QB Charlie Brewer ties his career high with three TD passes, the sixth time in his career he has done so.
- WR Tyquan Thornton has a career-best 141 receiving yards, the first 100+ receiving yard performances of his career. His 11 receptions were also a career high and rank tied for 15th-most in a single game in school history.
- WR Denzel Mims finished with 106 yards, his 3rd 100+ receiving yard performance this year (last three-straight games), 10th of his career.
- LB Clay Johnston finished with 13 tackles, his 9th career double-digit tackle game and second straight. He had 11 tackles in the first half alone.
- QB Charlie Brewer finished with 307 yards passing, his 9th game in 20 starts with 300+ yards passing. He is now tied for third with Nick Florence on the all-time Baylor list with 9 games of 300+ yards passing.

SCORING SUMMARY

IOWA STATE	0	0	0	21	--	21
BAYLOR	0	7	13	3	--	23

2nd 00:58	BU	Mims,Denzel 9 yd pass from Brewer,Charlie (Mayers,John kick)
3rd 10:00	BU	Mims,Denzel 24 yd pass from Brewer,Charlie (TEAM rush fumbld)
01:26	BU	Thornton,Tyquan 35 yd pass from Brewer,Charlie (Mayers,John kick)
4th 14:34	ISU	Lang, Johnnie 3 yd run (Assalley, C. kick)
07:24	ISU	Lang, Johnnie 12 yd pass from Purdy, Brock (Assalley, C. kick)
03:45	ISU	Kolar, Charlie 20 yd pass from Purdy, Brock (Assalley, C. kick)
00:21	BU	Mayers,John 38 yd field goal

STATISTICS

TEAM STATS	ISU	BU
FIRST DOWNS	23	24
RUSHES-YARDS (NET)	28-63	34-104
PASSING YDS (NET)	342	307
Passes Att-Comp-Int	45-27-1	45-26-0
TOTAL OFFENSE PLAYS-YARDS	73-405	79-411
Fumble Returns-Yards	0-0	0-0
Punt Returns-Yards	1-9	2-3
Kickoff Returns-Yards	1-23	1-25
Interception Returns-Yards	0-0	1-0
Punts (Number-Avg)	5-39.4	3-43.5
Fumbles-Lost	1-1	1-0
Penalties-Yards	2-25	7-75
Possession Time	29:43	30:17
Third-Down Conversions	7 of 15	6 of 17
Fourth-Down Conversions	0 of 1	2 of 3
Red-Zone Scores-Chances	3-3	2-4
Sacks By: Number-Yards	3-16	3-25

INDIVIDUAL STATISTICS

RUSHING: ISU - Lang, Johnnie 6-35; Nwangwu, Kene 3-13; Croney, Sheldon 6-12; Purdy, Brock 13-3. BU - Lovett, John 12-52; Brewer, Charlie 13-29; Ebner, Trestan 4-16; Hasty, JaMycal 3-10; Bohannon, Gerry 1- -1.

PASSING: ISU - Purdy, Brock 27-45-2-342; BU - Brewer, Charlie 26-45-3-307

RECEIVING: ISU - Jones, D. - 7-7-0; Kolar, Charlie 5-727-1; Milton, Tanique 3-40-0; Allen, Chase 2-37-0; Wilson, Darren 2-36-0; Shaw, Sean 1-33-0; Croney, Sheldon 5-21-0; Pettway, J. 1-14-0; Lang, Johnnie 1-12-1. BU - Tyquan, Thornton 11-141-1; Mims, Denzel 6-106-2; Sneed, R.J. 4-30-0; Hasty, JaMycal 3-14-0; Atkinson, Jared 1-9-0; Platt, Chris 1-7-0.

INTERCEPTIONS: ISU - None. BU - Williams, Jordan 1-0.

FUMBLES: ISU - Purdy, Brock 1-1. BU - Brewer, Charlie 1-0.

SACKS: ISU - Vance, O'Rien 2.0-10; Spears, Marcel 1.0-6. BU - Johnston, Clay 1.0-5; Williams, Jordan 0.5-5; Roy, Bravion 0.5-5; Lockhart, James 1.0-10.

TACKLES (UA-A): ISU - Vance, O'Rien 6-3; White, Lawrence 4-2; Spears, Marcel 2-4; Johnson, An. 4-1; Hummel, Jake 4-1; Eisworth, Greg 3-1; Lewis, Braxton 3-1; Rose, Mike 2-2; Azunna, Arnold 2-0; Lima, Ray 1-1; Young, Datrone 1-1; Bickham, Justin 1-1; Kolar, Charlie 1-0; Akers, Landon 1-0; Uwazurike, E. 1-0; Grant, Jatairis 1-0; Petersen, Zach 1-0; Wirtel, Steve 1-0; Miller, D.J. 0-1; Johnson, Jamahl 0-1. BU - Johnston, Clay 7-6; Bernard, Terrel 2-4; Williams, Jordan 2-4; Miller, Chris 5-0; Texada, Raleigh 4-1; Black, Henry 3-0; Arnold, Grayland 2-1; Lynch, Blake 2-1; Roy, Bravion 1-2; Lockhart, James 2-0; Lynch, James 2-0; Woods, J.T. 2-0; Houston, Jameson 1-1; Pitre, Jalen 1-1; Hasty, JaMycal 1-0; Barnes, Kalon 0-1; Maticic, Ross 0-1; Milton, Mark 0-1.

2019 GAME RECAPS

OVERALL: 5-0 (HOME 3-0, ROAD 2-0, NEUTRAL 0-0) | BIG 12 CONFERENCE: 2-0 (HOME 1-0, ROAD 1-0, NEUTRAL 0-0)

BAYLOR 31, K-STATE 12

BILL SNYDER FAMILY STADIUM • MANHATTAN, KANSAS

OCT. 5, 2019 • ATTENDANCE: 50,448

Baylor didn't win a conference road game last season, but had success in its first attempt this season on Saturday, beating Kansas State 31-12 to remain undefeated.

Charlie Brewer led the Bears with 230 yards passing and a touchdown as Baylor got their first conference road win since beating Kansas in 2017.

Baylor (5-0, 2-0 Big 12) had 426 yards of offense with only 23 minutes of possession against the Wildcats (3-2, 0-2), who have scored only two touchdowns in their last two games.

It was only the third conference road win for Baylor since 2016, and just the second for Rhule with the Bears.

John Lovett had a pair of touchdown runs and **Gerry Bohanon** added another scoring run for Baylor. **Tyquan Thornton** had 92 yards receiving with a touchdown. **Denzel Mims** hauled in 83 yards on five catches and **JaMycal Hasty** had 87 yards rushing.

Skyler Thompson was 22-of-34 passing for 218 yards for Kansas State. James Gilbert led the Wildcats in rushing with 94 yards.

The Bears had 15 tackles for loss, which is the most for the Bears since the season opener in 2016. Baylor had six sacks and made it tough for Thompson to feel comfortable in the pocket.

POSTGAME NOTES

- The Bears' first touchdown drive of 98 yards is the longest touchdown drive since a 99-yard TD drive in the 2016 Cactus Bowl.
- On the 98-yard drive, WR Tyquan Thornton hauled in 67 of those 98 yards on three receptions (11 yds, 27 yds, 29 yds).
- With two takeaways in the game, the Bears have now had 10 in seven games and only six in the previous 14 games.
- Through five games the Bears have held opponents to just 13 total first half points.
- Through five games the Bears have held opponents to just 26 points through the first three quarters.
- DL James Lynch forces a fumble, the first of his career. The fumble was recovered by S JT Woods, his second fumble recovery of the season.
- S Grayland Arnold hauled in his first interception of the year, second of his career. He also collected his first career sack.
- DL James Lynch finished with a career-high 3 sacks, now has 14.5 career sacks, good for 5th-most in BU history.
- DL James Lynch also finished with a career-best 4 TFLs.
- OL Casey Phillips made his first career start.
- S JT Woods made his first career start.

SCORING SUMMARY

BAYLOR	0	10	7	14	--	31
K-STATE	3	0	3	6	--	12

1st 02:11	KS	Lynch, Blake 31 yd field goal
2nd 14:27	BU	Mayers, John 36 yd field goal, 8-57 2:44 3 - 3
06:38	BU	Thornton, Tyquan 29 yd pass from Brewer, Charlie (Mayers, John kick)
3rd 11:27	BU	Lovett, John 13 yd run (Mayers, John kick)
00:21	KS	Lynch, Blake 29 yd field goal
4th 10:34	BU	Bohanon, Gerry 4 yd run (Mayers, John kick)
06:24	KS	Schoen, Dalton 5 yd pass from Thompson, S. (Thompson, S. rush fumbld)
05:37	BU	Lovett, John 46 yd run (Mayers, John kick)

STATISTICS

TEAM STATS	BU	KS
FIRST DOWNS	18	21
RUSHES-YARDS (NET)	31-158	40-123
PASSING YDS (NET)	268	218
Passes Att-Comp-Int	24-15-0	34-22-1
TOTAL OFFENSE PLAYS-YARDS	55-426	74-341
Fumble Returns-Yards	0-0	0-0
Punt Returns-Yards	0-0	0-0
Kickoff Returns-Yards	1-21	4-74
Interception Returns-Yards	1-17	0-0
Punts (Number-Avg)	6-32.0	6-40.8
Fumbles-Lost	1-0	3-1
Penalties-Yards	7-52	5-35
Possession Time	23:15	36:45
Third-Down Conversions	2 of 9	6 of 17
Fourth-Down Conversions	0 of 0	1 of 2
Red-Zone Scores-Chances	3-3	3-3
Sacks By: Number-Yards	6-24	1-17

INDIVIDUAL STATISTICS

RUSHING: Baylor - Hasty, JaMycal 8-87; Lovett, John 7-74; Ebner, Trestan 9-16; Platt, Chris 1-2; Bohanon, Gerry 3-1; Brewer, Charlie 3--22. K-State - Gilbert, James 18-94; Ervin, Joe 5-21; Thompson, S. 11-6; Trotter, Harry 5-5; Youngblood, J. 1--3.

PASSING: Baylor - Brewer, Charlie 14-23-0-230; Bohanon, Gerry 1-1-0-38. K-State - Thompson, S. 22-34-1-218.

RECEIVING: Baylor - Mims, Denzel 5-83-0; Thornton, Tyquan 4-92-1; Sneed, R.J. 2-52-0; Ebner, Trestan 2-24-0; Platt, Chris 1-12-0; Hasty, JaMycal 1-5-0. K-State - Brooks, Phillip 7-69-0; Schoen, Dalton 6-69-1; Gilbert, James 2-21-0; Lenners, Nick 2-20-0; Youngblood, J. 2-15-0; Wheeler, Samuel 1-13-0; Weber, Landry 1-6-0; Knowles, Malik 1-5-0.

INTERCEPTIONS: Baylor - Arnold, Grayland 1-17. K-State - none.

FUMBLES: Baylor - Bohanon, Gerry 1-0. K-State - Gilbert, James 2-0; Thompson, S. 1-1.

SACKS: Baylor - Roy, Bravvion 1.0-5; Woods, J.T. 0.5-3; Lynch, James 3.0-11; Arnold, Grayland 1.0-3; Lockhart, James 0.5-2. K-State - Massie, Bronson 1.0-17.

TACKLES (UA-A): Baylor - Johnston, Clay 8-3; Lynch, Blake 5-2; Texada, Raleigh 5-1; Pitre, Jalen 4-1; Roy, Bravvion 4-1; Woods, J.T. 4-1; Lynch, James 3-2; Bernard, Terrel 2-3; McVea, Jairon 2-2; Miller, Chris 3-0; Williams, Jordan 2-0; Hall, Gabe 1-1; Zouzoua, Niadre 1-0; Houston, Jameson 1-0; Barnes, Kalon 1-0; Smith, Abram 1-0; Sedwick, Jay 1-0; Arnold, Grayland 1-0; Black, Henry 1-0; Lockhart, James 0-1. K-State - Parker, A.J. 6-2; Jones, Wayne 3-2; Neil Jr., W. 4-0; McPherson, J. 3-0; Mittie, Jordan 2-1; Patton, Da'Quan 2-1; Dishon, Trey 1-2; Sullivan, E. 1-2; Green, Daniel 2-0; Massie, Bronson 2-0; Alexander, J. 1-1; Monty, Brock 1-0; Davies, Joe 1-0; Goolsby, Denzel 1-0; Hubert, Wyatt 1-0; Wiley, Drew 0-1.