

GAME 4

NR/NR **BAYLOR** (3-0, 0-0 BIG 12) vs. RV/RV **IOWA STATE** (2-1, 0-0 BIG 12)



Sept. 28, 2019 • 2:30 p.m. CT • TV: ESPN • Radio: Baylor Sports Network
Waco, Texas • McLane Stadium (45,140)

MEDIA INFORMATION

TV: ESPN

Talent: Steve Levy (pxp), Brian Griese (analyst),
Todd McShay (field analyst),
Molly McGrath (sideline)

Radio: Baylor Sports Network / ESPN Central Texas

Talent: John Morris (pxp), J.J. Joe (analyst),
Ricky Thompson (sideline)

Satellite Radio: Sirius 135 / XM 199 / Internet 953

Live Stats: Baylor.StatBroadcast.com

Twitter: @BUFootball | #SicEm

BAYLOR 3-0, 0-0 Big 12

Ranking NR — AP, NR — Coaches

Last Game Sept. 21, 2019
win at Rice, 21-13

Head Coach Matt Rhule (Penn State, '97)

Career Record 39-40 (7th season)

Baylor Record 11-17 (3rd season)

vs. ISU 0-2

IOWA STATE 2-1, 0-0 Big 12

Ranking RV — AP, RV — Coaches

Last Game Sept. 21, 2019
win vs. ULM, 70-20

Head Coach Matt Campbell (Mt. Union, '02)

Career Record 56-35 (8th season)

ISU Record 21-20 (4th season)

vs. Baylor 2-1

BAYLOR COACHING STAFF

On the Field

Matt Rhule	Head Coach
Joey McGuire	Associate HC/Defensive Ends
Phil Snow	Defensive Coordinator/Safeties
Shawn Bell	Offensive Line
Evan Cooper	Corners
Frisman Jackson	Wide Receivers/Passing Game Coord.
Marcus Satterfield	Tight Ends
Frank Okam	Defensive Line

In the Press Box

Jeff Nixon	Co-Offensive Coord./Running Backs
Glenn Thomas	Co-Offensive Coord./Quarterbacks
Mike Siravo	Linebackers/Special Teams Coord.

BAYLOR ATHLETICS COMMUNICATIONS

TAYLOR BRYAN *Primary Contact*
254-709-4411 (cell) • Taylor_Bryan@baylor.edu

RACHEL CATON *Secondary Contact*
254-652-2061 (cell) • Rachel_Caton@baylor.edu

STORY LINES

- Baylor returns home and opens Big 12 play with a visit from Iowa State. The Bears have won five straight games for the first time since opening the 2016 season with a 6-0 mark. BU is 9-14 all-time in Big 12 openers.
- Baylor ranks second in the Big 12 in both yards per carry (6.85) and defensive yards allowed per carry (3.37).
- BU has out-scored its first three opponents a combined 91-10 in the first half. Thirteen different Baylor players have scored a touchdown, the top total among all FBS programs.
- **Charlie Brewer** has completed greater than 60% of his passes in 14 of 19 career starts, including five straight.
- Baylor is averaging 237.0 rushing ypg at home since the start of 2018 and holds a 6-2 record in those contests.
- The Bears have blocked six kicks in the last eight games, and have 11 blocked kicks in 28 games under Rhule.
- Thirty-nine players have made their Baylor debuts in 2019. Baylor has played 81 different true or redshirt freshmen over the last two-plus seasons.
- The Baylor offense leads the nation in third down success rate converting at a 61.8 percent clip.
- BU's 63 points vs. UTSA are its highest total since putting up 66 vs. Kansas on Oct. 10, 2015. Baylor is second among Big 12 programs in scoring offense through three games (46.7 ppg).
- Baylor running backs have 131 receptions over the last 28 games after totaling only 40 catches from 2013-16.
- Baylor offensive lineman **Sam Tecklenburg** leads the team with 28 consecutive starts. Sixth-year senior wide receiver **Chris Platt** leads the roster with 46 career games played.
- **Denzel Mims** ranks ninth in BU history with 2,154 receiving yards, & has a catch in 27 straight games played.
- **Matt Rhule** coached teams have won 35 straight games when leading entering the fourth quarter.
- Baylor is 77-15 since 2008 when scoring 30 points or more.
- Through three games, the Bears have held opponents to only 10 first-half points and an average of 261.7 yards per game (10th, NCAA) - 146.0 passing (3rd, Big 12 / 9th, NCAA) and 115.7 rushing (2nd, Big 12).
- BU is playing its 118th season of football. BU holds a 599-574-44 (.510) record all-time. Baylor has scored in a school-record 153 straight games — the previous record was 89 games from Dec. 31, 1979 - Oct. 23, 1987.

2019 SCHEDULE

	Aug. 31 STEPHEN F. AUSTIN vs. NR/RV BAYLOR Big 12 Now W, 56-17 Seven different players responsible for scores in blow out opening day victory.
	Sept. 7 UTSA vs. BAYLOR FSN W, 63-14 Baylor piles up 546 yards and sets a new record for points scored by a Matt Rhule-coached team.
	Sept. 21 Baylor at Rice CBSSN W, 21-13 Charlie Brewer's 361 total yards and two touchdowns leads BU to victory in defensive struggle.
	Sept. 28 RV/RV IOWA STATE vs. BAYLOR ESPN 2:30 p.m. CT Waco, Texas / McLane Stadium (45,140) / Baylor leads 9-8
	Oct. 5 Baylor at Kansas State ABC/ESPN/2 2:30 p.m. CT Manhattan, Kansas / Bill Snyder Family Football Stadium (50,000) / K-State leads 9-7
	Oct. 12 TEXAS TECH vs. BAYLOR (HC / TFBI Shootout) TBA TBA Waco, Texas / McLane Stadium (45,140) / Series tied 38-38-1
	Oct. 19 Baylor at Oklahoma State TBA TBA Stillwater, Okla. / Boone Pickens Stadium (60,218) / Oklahoma St. leads 20-17
	Oct. 31 WEST VIRGINIA vs. BAYLOR ESPN 7 p.m. CT Waco, Texas / McLane Stadium (45,140) / West Virginia leads 5-2
	Nov. 9 Baylor at TCU TBA TBA Ft. Worth, Texas / Amon G. Carter Stadium (45,000) / TCU leads 55-52-7
	Nov. 16 OKLAHOMA vs. BAYLOR TBA TBA Waco, Texas / McLane Stadium (45,140) / Oklahoma leads 25-3
	Nov. 23 TEXAS vs. BAYLOR TBA TBA Waco, Texas / McLane Stadium (45,140) / Texas leads 78-26-4
	Nov. 30 Baylor at Kansas TBA TBA Lawrence, Kansas / David Booth Kansas Memorial Stadium (50,071) / Baylor leads 14-4



MATT RHULE

HEAD COACH, THIRD SEASON

THE RHULE FILE

PERSONAL

Born: January 31, 1975

Family: wife Julie; son Bryant; daughters Vivienne and Leona

EDUCATION

Penn State (1997, B.A. in Political Science)

Buffalo (2003, M.A. in Educational Psychology)

PLAYING EXPERIENCE

Penn State, 1994-97 (linebacker, Academic All-Big Ten [97])

COACHING EXPERIENCE

1998	Albright College, linebackers
1999	Buffalo, assistant defensive line
2000	Buffalo, defensive line
2001	UCLA, assistant defensive line
2002	Western Carolina, linebackers / special teams
2003-04	Western Carolina, asst. HC / LB / special teams
2005	Western Carolina, asst. HC / OL / ST / RGC
2006	Temple, defensive line
2007	Temple, quarterbacks / recruiting coord.
2008-10	Temple, offensive coord. / quarterbacks
2011	Temple, asst. OC / TE / recruiting coord.
2012	New York Giants, assistant offensive line
2013-16	Temple, head coach
2017-current	Baylor, head coach

THE RHULE WORKSHEET

YEAR	OVERALL		CONFERENCE
	SCHOOL	RECORD	RECORD, FINISH
2013	Temple	2-10	1-7, 1-9th (AAC)
2014	Temple	6-6	4-4, 6th (AAC)
2015	Temple	10-4	7-1, 1st (AAC East)
2016	Temple	10-3	7-1, 1st (AAC East)
2017	Baylor	1-11	1-8, 9th (Big 12)
2018	Baylor	7-6	4-5 (Big 12)
2019	Baylor	3-0	0-0 (Big 12)
TOTALS	7 seasons	39-40	24-26
	BU 3 seasons	11-17	5-13
	TU 4 seasons	28-23	19-13

IOWA STATE SERIES HISTORY

- Baylor welcomes Iowa State to Waco for the 2019 Big 12 opener for both programs.
- BU leads the all-time series with the Cyclones 9-8, but has dropped two straight for the first time since losing four in a row from 1997-2004. The all-time series dates back to 1988.
- In Waco, BU has won 5-of-8 meetings including four straight before losing a tight 23-13 game in 2017.
- In last season's meeting, Baylor came up short 28-14 in Ames despite out-gaining ISU 505-355. Kickoff temp of 25 degrees was the coldest for Baylor since the final game at Floyd Casey vs. Texas in 2013.

NEXT UP

- Following the matchup with Iowa State, Baylor heads on the road to face Kansas State in Manhattan.
- Baylor trails the all-time series with K-State, 9-7, but picked up a thrilling 37-34 victory last season at McLane Stadium on the back of a 29-yard Connor Martin field goal with :08 remaining in the fourth quarter.
- In Manhattan, Kansas State holds a 5-2 advantage including a 33-20 victory in Rhule's first visit in 2017.
- Baylor won four straight in the series from 2012-15, including a 52-24 victory over the No. 2 ranked Wildcats at Floyd Casey Stadium in 2012.
- The 2014 matchup featured the fifth-ranked Bears and No. 9 K-State in the only ranked vs. ranked matchup in the series, a 38-27 win for Baylor. BU has faced a ranked Kansas State team only five times.

THIRD DOWN AND REDZONE TRENDING UP

• Baylor struggled in 2017 converting only 32.8% of its third down chances, but made a big step in 2018 leaping from No. 115 to No. 29 (43.4%). The Bears are trending upward once again in 2019. NCAA rank in parentheses.

	2017	2018	2019
3RD DOWN %	32.8% (115th)	43.48% (29th)	61.8% (1st)

• The Bears have also showed improvement in red zone scoring percentage after regressing in 2018. Baylor has also scored a touchdown on 12 of its 13 red zone trips (92.3%, 1st NCAA).

	2017	2018	2019
RZ %	77.5% (102nd)	74.6% (125th)	92.3% (25th)

RUN GAME SUCCESS

- The Bears have done damage on the ground over its first three victories averaging 253.33 ypg, good for fifth in the Big 12 and 18th nationally. Baylor is third in the conference with 11 rushing touchdowns.
- Nine different players have scored a rushing touchdown, and junior running back John Lovett leads the team with 186 total rushing yards to lead three rushers with more than 100 rushing yards.
- BU's 368 rushing yards on only 39 carries against UTSA set a new program record for yards on less than 40 carries. The Bears had only rushed for 350+ yards on fewer than 50 carries once before, 426 on 42 carries vs. Washington State in 2008.
- Baylor opened the 2019 season with another strong effort on the ground, posting 268 rushing yards against SFA - the third-best opening week total in the Big 12. Three different players recorded a rushing touchdown and John Lovett (108 yards) recorded his fourth career 100-yard performance.
- BU is averaging 237.0 rushing ypg at home since the start of 2018 and holds a 6-2 record in those contests. In the six victories the average is 271.0 ypg and in the two losses it was 135.0 ypg.

RHULE'S NEW SCORING RECORD


- Baylor's 63 points against UTSA established a new scoring record for a Matt Rhule-coached team. In his six seasons as a head coach, Rhule had never had a team tally more than 60 points in a game.
- Rhule's previous high-water mark was the 60 points tallied by Temple in a 60-40 victory at SMU in 2015.
- BU established new high-scoring totals under Rhule in consecutive games following the 56 scored against SFA in the opener.
- The last time the Bears scored 60+ points was when they scored 66 on Oct. 10, 2015 when they scored 66 in a 66-7 victory at Kansas.

TOUGHNESS REWARDED

In 2017, head coach Matt Rhule began a new tradition at Baylor of rewarding the nine toughest players on the BU roster with single-digit jerseys. The jersey numbers are awarded to the student-athletes deemed by their teammates to be the toughest members of the team. Rhule began the tradition of honoring toughness with single digits during his tenure at Temple.



1
GRAYLAND ARNOLD
Junior




2
BLAKE LYNCH
Senior



3
CHRIS MILLER
Senior



4
CLAY JOHNSTON
Senior



5
DENZEL MIMS
Senior



6
JAMYCAL HASTY
Senior



7
JOHN LOVETT
Junior



8
HENRY BLACK
Senior



9
JAMES LOCKHART
Senior

BREWER THE UNQUESTIONED STARTER

- Junior quarterback Charlie Brewer has played in 24 games in his career with 19 starts. The Austin native has passed for 5,246 yards in his career which ranks ninth in Baylor history.
- Brewer has passed for 218.6 yards per game in his career with 37 touchdowns and 13 interceptions. He has completed 64.7 percent of his passes (432-of-668). He also has nine rushing touchdowns.
- **Brewer has completed 64.54 percent of his passes (313-of-485) in 16 career Big 12 games.**
- The Austin native has eclipsed 300 yards passing in eight games, fourth-most in program history. He is joined by Bryce Petty, Robert Griffin III and Nick Florence. He has passed for 400+ yards twice, fifth most in BU history (Griffin, Petty, Szymanski, Florence).
- Brewer opened 2019 with a 71.6 percent completion rate, 665 yards and seven touchdowns with no interceptions in three wins. He has completed greater than 60% of his passes in 14 of 19 career starts, including five straight.

CAREER 300-YARD PASSING GAMES

1. Bryce Petty (2011-14, 25 starts)	16
2. Robert Griffin III (2008-11, 40 starts)	13
3. Nick Florence (2009-12, 20 starts)	9
4. Charlie Brewer (2017-, 19 starts)	8
5. Seth Russell (2013-16, 17 starts)	6

CAREER COMPLETIONS OF 50+ YARDS

75/TD	Trestan Ebner (vs. Vandy, 2018)
58/TD	Trestan Ebner (at TCU, 2017)
56	Denzel Mims (at Kansas, 2017)
55	Denzel Mims (ACU, 2018)
54	Blake Lynch (at TCU, 2017)
52/TD	Trestan Ebner (WVU, 2017)
52	Blake Lynch (Texas, 2017)
52/TD	Marques Jones (vs. Vandy, 2018)
50/TD	Chris Platt (at Rice, 2019)

ARNOLD'S RETURN FOR THE RECORD BOOK

- Junior safety Grayland Arnold busted loose for a 73-yard punt return touchdown against UTSA. It was the first punt return touchdown of Arnold's career and the first for Baylor since Levi Norwood in 2013.
- At 73 yards, Arnold's return was the longest for Baylor since Shaun Rochon had an 85-yarder against Samford in 2005 and it tied with Don Huggins (1970 vs. TCU) for the ninth longest in program history.
- Arnold's score was the first allowed by UTSA in program history (nine seasons) and he is one of just 15 players in FBS to return a punt for a score over the season's first four weeks.

SHARING THE WEALTH ON OFFENSE

- Baylor has a multitude of talented players with which to distribute the football on offense and has made use of many of those options in its 3-0 start.
- That emerging offense ranks second the Big 12 and 10th in the country at 46.7 ppg.
- The Bears have had 13 different players score a touchdown, a total that is tied for tops nationally with Oregon and Maryland.

RK.	TEAM	TOTAL
1.	BAYLOR	13
	Florida	13
	Oregon	13
4.	Five tied	12

KEEPING IT 100

- Baylor has had a 100-yard performer in 18-of-28 (64.3 percent) games under head coach Matt Rhule, including five consecutive games through the 2019 victory over Rice. The Bears have had two 100-yard performers in eight games under Rhule. There have been 26 total 100-yard performances under Rhule.
- Since the start of 2018, Baylor is 9-1 when an individual records a 100-yard performance.

NAME	TOTAL SINCE '17	MOST RECENT
Denzel Mims	9	UTSA, 2019
John Lovett	4	SFA, 2019
Trestan Ebner	3	Vanderbilt, 2018
Chris Platt	3	Texas Tech, 2018
Charlie Brewer	1	Vanderbilt, 2018
JaMycal Hasty	1	ACU, 2018

NEW-LOOK DEFENSE TRENDING UP

- Transitioning to an odd front with three down linemen, three linebackers and five defensive backs, Baylor believed adding more speed to the back end would translate to results. So far they have been right.
- Through three games, the Bears have held opponents to only 10 first-half points and an average of 261.7 yards per game - 146.0 passing (3rd, Big 12 / 9th, NCAA) and 115.7 (2nd, Big 12) rushing.
- LB Clay Johnston has been an early key with 24 tackles, 4.0 TFL and 1.5 sacks. Safety Chris Miller has 15 tackles. Thirteen different players have a TFL and eight have contributed to a sack.
- Baylor has been able to get valuable experience for young players and 30 different defensive players have recorded at least one tackle.

RECORD BREAKDOWN

Current Streak	Win 5
Current Home Streak	Win 2
Current Away Streak	Win 3
Last Win	21-13 at Rice (9/21/19)
Last Home Win	63-14 vs. UTSA (9/7/19)
Last Away Win	21-13 at Rice (9/21/19)
Last Loss	16-9 vs. TCU (11/17/18)
Last Home Loss	16-9 vs. TCU (11/17/18)
Last Away Loss	28-14 at #23 Iowa State (11/10/18)

RHULE BY THE NUMBERS

	2019	Under Rhule
Home	2-0	6-7
Road	1-0	3-9
Neutral	0-0	2-1
Natural Grass	0-0	0-4
Artificial Turf	3-0	11-13
Day Games	1-0	6-13
Night Games	2-0	5-4
Televised Games	3-0	11-17
vs. AP Ranked Opponents	0-0	0-8
August	1-0	1-0
September	2-0	5-7
October	0-0	1-5
November	0-0	3-5
December	0-0	1-0
January	0-0	0-0
Leading at Halftime	3-0	8-0
Trailing at Halftime	0-0	3-15
Tied at Halftime	0-0	0-2
Scoring First	3-0	7-5
Opponent Scoring First	0-0	3-13
Score < 20 Points	0-0	0-8
Score 20+ Points	1-0	2-5
Score 30+ Points	0-0	5-2
Score 40+ Points	2-0	4-2
Opponent Scores < 20 Points	3-0	6-2
Opponent Scores 20+ Points	0-0	2-3
Opponent Scores 30+ Points	0-0	3-5
Opponent Scores 40+ Points	0-0	0-7
Gain < 20 First Downs	0-0	0-7
Gain 20+ First Downs	3-0	11-10
Opponent Gains < 20 First Downs	3-0	7-4
Opponent Gains 20+ First Downs	0-0	4-13
More Rushing Yards Than Opponent	3-0	7-4
Fewer Rushing Yards Than Opponent	0-0	4-13
Rush For < 100 Yards	0-0	1-8
Rush For 100+ Yards	3-0	10-9
Opponent Rushes For < 100 Yards	1-0	2-1
Opponent Rushes For 100+ Yards	2-0	10-15
More Passing Yards Than Opponent	3-0	10-9
Fewer Passing Yards Than Opponent	0-0	1-8
Pass For < 200 Yards	1-0	2-4
Pass For 200+ Yards	2-0	9-13
Opponent Passes For < 200 Yards	3-0	7-6
Opponent Passes For 200+ Yards	0-0	4-11
More Total Yards Than Opponent	3-0	10-5
Fewer Total Yards Than Opponent	0-0	1-12
Gain < 300 Total Yards	0-0	0-3
Gain 300+ Total Yards	3-0	11-14
Opponent Gains < 300 Total Yards	3-0	6-0
Opponent Gains 300+ Total Yards	0-0	5-17
Commit No Turnovers	1-0	3-2
Commit < 3 Turnovers	2-0	8-11
Commit 3 or + Turnovers	0-0	0-7
Force < 3 Turnovers	3-0	9-18
Force 3 or + Turnovers	0-0	1-0
Commit < 6 Penalties	1-0	3-2
Commit 6 or + Penalties	2-0	8-14
3rd Down % < 25	0-0	1-6
3rd Down % 25-49	0-0	3-10
3rd Down % 50+	3-0	7-1
Opponent 3rd Down % < 25	0-0	1-2
Opponent 3rd Down % 25-49	3-0	7-10
Opponent 3rd Down % 50+	0-0	3-5
Trail Time of Possession	3-0	5-6
Lead Time of Possession	0-0	6-11
Overtime Games	0-0	0-0

GAME 4 - IOWA STATE BAYLOR IN THE NFL - 2019

NAME	POS.	TEAM
Andrew Billings	DT	Cincinnati Bengals
Blake Blackmar	OL	Chicago Bears
Matt Bryant	K	Atlanta Falcons
Corey Coleman	WR	New York Giants
Rico Gathers	TE	Cleveland Browns
Josh Gordon	WR	New England Patriots
Robert Griffin III	QB	Baltimore Ravens
Bryce Hager	LB	Los Angeles Rams
Xavien Howard	CB	Miami Dolphins
Jalen Hurd	WR	San Francisco 49ers
Ira Lewis	DE	Houston Texans
Greg Roberts	LB	Green Bay Packers
Orion Stewart	S	Tampa Bay Buccaneers
Jon Weeks	LS	Houston Texans

• Fourteen former Bears earned spots on NFL opening week rosters as of Sept. 1.

• **Spencer Drango** (Chargers) and **Kyle Fuller** (Seahawks) secured practice squad spots.

• **Jalen Hurd** was drafted in the third round by the San Francisco 49ers in 2019

• Baylor had 17 former lettermen with NFL teams during the 2018 preseason, representing 15 different NFL teams.

• Baylor has had 21 players selected in the first round including four players selected No. 2 overall with Robert Griffin III the most recent selection at No. 2 by the Washington Redskins in 2012.

• The Bears have had 127 players drafted overall since 1970 and 40 players compete in the Super Bowl including Atlanta Falcon **Matt Bryant** in Super Bowl LI.

TRACKING BAYLOR IN THE TOP 25

WEEK	W/L	AP	COACHES	CFP
PRE	0-0	—	RV	—
1	1-0	—	—	—
2	2-0	—	—	—
3	2-0	—	—	—
4	3-0	—	—	—
5				
6				
7				
8				
9				
10				
11				
12				
13				
14				

BAYLOR WHEN RANKED...

Baylor as a ranked team: 111-55-2
Ranked Baylor vs. ranked opponent: 23-29-1
Baylor vs. ranked opponents: 54-183-6
Baylor vs. No. 1-ranked opponents: 0-11-1
Baylor vs. Top 10 opponents: 18-93-2

2019 BAYLOR FOOTBALL GAME NOTES

MORE BREWER NOTABLES

- With 303 yards against Rice, Charlie Brewer became only the ninth quarterback in Baylor history to throw for more than 9,000 yards. He owns the Baylor single-game records for completions (43) and attempts (63).
- Brewer ranks second among active Big 12 QBs in career passing efficiency (145.02) behind Texas' Sam Ehlinger (145.07). Texas Tech's Alan Bowman is third at 143.69.
- The junior from Austin is ranks second in the Big 12 in adjusted completion percentage (81.4) behind Oklahoma's Jalen Hurts (81.7).
- Brewer's 50-yard touchdown throw to Chris Platt at Rice was the fifth-longest TD toss of his career.
- Dating to the Texas Bowl, he has thrown 76 consecutive pass attempts without an INT, 14th-best nationally.

HIGH SCHOOL CONNECTIONS

- Baylor head coach Matt Rhule and co-offensive coordinator Jeff Nixon join elite company among college football coaches that played as high school teammates. Rhule and Nixon are both 1994 graduates of State College (Pa.) High School.
- Rhule and Nixon are joined by Temple OC Mike Uremovich/DC Jeff Knowles; UMass HC Walt Bell/AHC Luke Paschall; Navy HC Ken Niumatalolo/Co-DC Brian Norwood.

BLOCK PARTY

- Over the last 28 games, Baylor has showed the ability to make plays on special teams including blocking kicks and punts. Below is a list of Baylor's 11 blocks since the beginning of 2017.
- BU led the country in 2018 with seven blocks. As a head coach, Rhule's teams have blocked 30 kicks since 2013 (2013-16 at Temple; 2017-current at Baylor).
- Baylor's seven blocked kicks in 2018 were the most since the team recorded nine in 1989.
- **The Bears have blocked six kicks in its last eight games dating back to Oklahoma State 2018.**

Name	Type	Opp. (Year)	MOST BLOCKED KICKS IN A SEASON	
			Year	Blocks
Greg Roberts	FG	UTSA (2017)		
Greg Roberts	FG	Texas (2017)	1.	1980 13
Christian Morgan	Punt	Duke (2018)	2.	1989 9
BJ Thompson	XP	Kansas St. (2018)	3.	1984 7
James Lynch	FG	at WVU (2018)		2018 7
Christian Morgan	Punt	Oklahoma St. (2018)	4.	1998 6
Bravvion Roy	FG	Oklahoma St. (2018)	5.	2009 5
BJ Thompson	Punt	TCU (2018)		
BJ Thompson	XP	TCU (2018)		
Blake Lynch	Punt	SFA (2019)		
Gabe Hall	FG	SFA (2019)		

BEVY OF BAYLOR DEBUTS UNDER RHULE

- After ranking among the top teams in the country to feature freshmen in 2017 and 2018, Baylor continued to introduce new players into its lineups in the opening weeks of 2019.
- Against SFA and UTSA, Baylor had 39 players make their first appearances in a Bears' uniform, including 21 true freshmen (Brandon Bass, Davis Baucum, Will Baxter, Blake Bedier, Jacoby Clarke, Colby Delashaw, TJ Franklin, Blake George, Jackson Gleeson, Gabe Hall, Bryson Jackson, Colby Johnston, Matt Jones, Quanlan Jones, Josh Landry, Alex Lanham, Collin Losack, Paul Matavao-Poialii, Cole Maxwell, Michael McNair, Tripp Mitchell, Kyle Peterson, Casey Phillips, Prince Pines, Garmon Randolph, Noah Rauschenberg, Trystan Slinker, Shevin Smith, Sam Snyder, Yusuf Terry, Solo Turner, Brayden Utley, Skyler Wetzel, Brandon White, Harrison White, Jonah White, Kolby White, Will Williams, Niadre Zouzoua).
- **Over the last two-plus seasons, Baylor has played 81 true or redshirt freshmen.**

MULTIPLE TURNOVERS EQUALS WINS

- Matt Rhule defenses have forced two or more turnovers in 28 of 78 (36.4%) career games coached.
- His teams own a 20-8 record with 2+ turnovers forced, and have won 15 of the last 19 when doing so.
- Rhule's teams are 7-0 when forcing 4+ turnovers and 10-3 when creating 3+.
- His teams are 23-4 in games where they have a positive turnover margin, including this season's win over UTSA.

RHULE TEAMS' FOURTH QUARTER SUCCESS

- In Matt Rhule's six seasons as head coach, he has sealed the deal when leading or tied entering the fourth quarter. In his career, his teams are 20-10 when posting a fourth quarter shutout.
- Rhule-coached teams have won 35 straight games when leading or tied entering the fourth, and are 36-4 overall. All four losses came in his first season as head coach at Temple in 2013.
- When leading entering the 4Q, he has won 33 straight and is 34-3 overall with all three losses in 2013.
- Over the last four-plus seasons, Matt Rhule coached teams are 15-4 when recording a fourth-quarter shutout. Baylor held ACU, Kansas, Texas, Iowa State and TCU scoreless in the final quarter in 2018.
- BU's second-half shutout of UT was the first under Rhule & the program's first in a B12 game since 2015 (at TCU).

PLATT IN RARE COMPANY FOR LONGEVITY

- Sixth-year senior wide receiver Chris Platt scored his first career rushing touchdown in Baylor's win over UTSA. That score placed him in elite company of players with touchdowns in five different seasons.
- His 50-yard touchdown catch from Charlie Brewer was his longest reception since 2017.
- Platt is just the fourth active player nationally to score in each season from 2015-19 joining Wake Forest WR Kendall Hinton, K-State RB James Gilbert and SMU RB Xavier Jones.
- Platt led the nation in receptions of 70+ yards in 2017 despite only playing in four games due to injury. For his career, he has five receptions of 70+ yards which is second most in Baylor history behind Melvin Bonner's six from 1989-92. Below is a list of Platt's 70-yard receptions at Baylor.

YARDS	DETAILS
89	from Seth Russell vs. Oklahoma State (2016)
79	from Zach Smith at Duke (2017)
75	from Anu Solomon vs. Liberty (2017)
73	from Zach Smith at Duke (2017)
72	from Zach Smith vs. Oklahoma (2017)

RHULE TEAMS IN YEAR THREE

- Baylor head coach Matt Rhule has experienced rebuilding projects in his career before and his time at Temple is very similar to the beginning of his tenure in Waco.
- After a 2-10 mark in 2013 with the Owls, Rhule guided the program to a 6-6 mark & bowl eligibility in 2014.
- Baylor finished 2017 with a 1-11 mark, made a big jump in year two finishing 7-6 with a bowl win.
- In his third season at Temple, Rhule led the Owls to a 10-4 record including a berth in the 2015 AAC Championship game. The Bears have opened 2019 with three consecutive wins.

SHUTTING DOWN THE RUNNING GAME

- The Baylor defense has taken pride in the shutting down its opponents on the ground in the early part of 2019. BU held Rice to only 64 rushing yards (1.8 ypc) and is allowing only 115.7 ypg in 2019 (2nd, Big 12).
- The Rice game was the third time under Rhule that Baylor had allowed less than 100 yards rushing (2018 vs. UTSA; 2017 vs. Texas Tech).
- Rice's 64 rushing yards were the fewest allowed by Baylor against a FBS opponent and any opponent on the road since Nov. 21, 2015 at Oklahoma State (23 att., 8 yards, 0.3 ypc).
- Baylor allowed only 242 yards of total offense to Rice, the fewest given up since Oct. 15, 2016 against KU (217 yds). BU has only allowed 242 yards or less on the road twice since 2000 (Oct. 10, 2015 at KU, 227 yds).

MIMS IS ONE OF THE COUNTRY'S BEST

- A Preseason All-Big 12 selection, senior Denzel Mims is one of the top wide receivers in the country. Mims leads the Bears with 18 receptions, 249 yards and three touchdowns in 2019.
- The Daingerfield, Texas native ranks among Baylor's all-time greats with 2,154 yards (9th), 138 receptions (13th), 19 touchdowns (7th) and nine 100-yard games (9th).
- Mims is third among Big 12 receivers in career yards per game (56.7) behind only OU's CeeDee Lamb (70.8) and OSU's Tylan Wallace (70.8).
- His 2,154 receiving yards in his career ranks 10th among active FBS wideouts.
- Mims (2x) is one of only eight men in Baylor program history to catch three or more touchdowns in a game. He is joined by Melvin Bonner (2x), KD Cannon, Corey Coleman (4x), Lawrence Elkins, Jay Lee, Reggie Newhouse and Kendall Wright.
- Biletnikoff winner Coleman set the Baylor program record with four touchdown catches vs. Lamar in 2015.

2019 ROSTER FEATURES 14 GRADUATES

- Preparing Champions for Life is not just a slogan at Baylor and coach Matt Rhule's team is proving it. The 2019 Baylor roster features 14 college graduates including three graduate transfers.
- The list of graduates is as follows: Henry Black, Koby Bullard, JaMycal Hasty, Jameson Houston, Clay Johnston, Marques Jones, James Lockhart, Blake Lynch, Ross Matiscik, Chris Platt, Owen Rogers, Sam Tecklenburg and Skyler Wetzel. **That total ranks seventh nationally.**
- Additionally, former letterman and graduate Lenoy Jones serves as a student coach on defense.
- Two other members of the Baylor roster are scheduled to graduate in December. The Bears boast 19 seniors.

MARQUES JONES EXCELS ON FIELD AND IN CLASSROOM

- Baylor senior Marques Jones is one of the top student-athletes in the country and a nominee for the Campbell Trophy, the Academic Heisman.
- Jones earned a 3.95 GPA in Electrical and Computer Engineering before completing his degree in May 2019. He was honored as a 2018 Gerald Lage Academic Achievement Award from Big 12.
- Jones was awarded with a scholarship at the conclusion of fall camp in 2018. He has played in 27 games in his career with 10 starts. The senior had 21 receptions for 242 yards and two scores in 2018.

2019 HONORS

GRAYLAND ARNOLD

Big 12 Special Teams Player of the Week (Sept. 9)

CHARLIE BREWER

Preseason All-Big 12 fourth team (Phil Steele)
 Davey O'Brien Award Watch List
 Maxwell Award Watch List
 Manning Award Watch List

TRESTAN EBNER

Preseason All-Big 12 third team (Athlon)
 Preseason All-Big 12 fourth team (Phil Steele)

JOSH FLEEKES

Preseason All-Big 12 fourth team (Phil Steele)

CLAY JOHNSTON

Preseason All-Big 12 first team (Athlon, Lindy's, Phil Steele, Media, Waco Trib)
 DCTF All-Texas College first team
 Butkus Award Watch List
 Nagurski Trophy Watch List

MARQUES JONES

Big 12 Champions for Life selection
 Campbell Trophy Nominee
 Lowe's Senior Class Award Nominee

JOHN LOVETT

Paul Hornung Award Watch List

BLAKE LYNCH

Preseason All-Big 12 second team (Phil Steele)

JAMES LYNCH

PFF National Team of the Week (Sept. 2)
 Preseason All-Big 12 first team (Athlon, Lindy's, Phil Steele, Media, Waco Trib)
 DCTF All-Texas College first team
 Bednarik Award Watch List
 Outland Trophy Watch List

ROSS MATISCIC

Preseason All-Big 12 second team (Phil Steele)
 Patrick Mannelly Award Watch List

DENZEL MIMS

Big 12 Co-Offensive Player of the Week (Sept. 9)
 Preseason All-Big 12 (Waco Trib)
 Preseason All-Big 12 second team (Athlon, Phil Steele)
 DCTF All-Texas College first team
 Biletnikoff Award Watch List
 Earl Campbell Tyler Rose Watch List

BRAVVION ROY

Preseason All-Big 12 third team (Athlon)
 Preseason All-Big 12 fourth team (Phil Steele)

SAM TECKLENBURG

Preseason All-Big 12 third team (Phil Steele)

RALEIGH TEXADA

Preseason All-Big 12 fourth team (Phil Steele)

CAREER RECORDS UPDATE

RECEIVING

YARDS

CAREER LEADERS

PLAYER	SEASONS	REC	AVG	YDS
1. Kendall Wright	2008-11	302	13.26	4,004
2. Terrance Williams	2009-12	202	16.50	3,334
3. KD Cannon	2014-16	195	15.96	3,113
4. Tevin Reese	2010-13	187	16.59	3,102
5. Corey Coleman	2013-15	173	17.39	3,009
6. Gerald McNeil	1980-83	163	16.26	2,651
7. Reggie Newhouse	1999-02	183	13.95	2,552
8. Antwan Goodley	2011-14	150	15.77	2,366
9. Denzel Mims	2016-	138	15.61	2,154
10. Lawrence Elkins	1962-64	144	14.54	2,094
11. Melvin Bonner	1989-92	92	21.57	1,984
12. Trent Shelton	2003-06	155	12.76	1,978
13. Dominique Zeigler	2003-06	166	11.58	1,923
14. Laneous Sampson	2009-12	165	11.55	1,905
15. Chris Platt	2015-	105	16.57	1,740

RECEPTIONS

CAREER LEADERS

PLAYER	SEASONS	YDS	AVG	REC
1. Kendall Wright	2008-11	4,004	13.26	302
2. Terrance Williams	2009-12	3,334	16.50	202
3. KD Cannon	2014-16	3,113	17.57	195
4. Tevin Reese	2010-13	3,102	16.59	187
5. Reggie Newhouse	1999-02	2,552	13.95	183
6. Corey Coleman	2013-15	3,009	17.39	173
7. Dominique Zeigler	2003-06	1,923	11.58	166
8. Laneous Sampson	2009-12	1,905	11.55	165
9. Gerald McNeil	1980-83	2,651	16.26	163
10. Trent Shelton	2003-06	1,978	12.76	155
11. Antwan Goodley	2011-14	2,366	15.77	150
12. Lawrence Elkins	1962-64	2,094	14.54	144
13. Denzel Mims	2016-	2,154	15.61	138
14. Robert Quiroga	2000-03	1,478	11.28	131
15. Levi Norwood	2011-14	1,626	12.70	128
16. Brandon Whitaker	2003-07	782	6.52	120
17. David Gettis	2006-09	1,555	13.41	116
18. Chris Platt	2015-	1,740	16.57	105

TOUCHDOWNS

CAREER LEADERS

PLAYER	SEASONS	REC	YDS	TD
1. Corey Coleman	2013-15	173	3,009	33
2. Kendall Wright	2008-11	302	4,004	30
3. Terrance Williams	2009-12	202	3,334	27
4. KD Cannon	2014-16	195	3,113	27
5. Tevin Reese	2010-13	187	3,102	24
6. Antwan Goodley	2011-14	150	2,366	21
7. Lawrence Elkins	1962-64	144	2,094	19
Melvin Bonner	1989-92	92	1,984	19
Denzel Mims	2016-	132	2,052	19
10. Gerald McNeil	1980-83	163	2,651	17
-- Chris Platt	2015-	105	1,740	12

RECEPTIONS OF 70+ YARDS

CAREER LEADERS

PLAYER	SEASONS	TOTAL
1. Melvin Bonner	1989-92	6
2. Terrance Williams	2009-12	5
Chris Platt	2015-	5
4. KD Cannon	2014-16	3
Corey Coleman	2013-15	3
6. Tevin Reese	2010-13	2
Antwan Goodley	2011-14	2
Denzel Mims	2016-	2
9. 32 times		1

PASSING

COMPLETION PERCENTAGE

CAREER LEADERS MINIMUM 250 ATTEMPTS

PLAYER	SEASONS	ATT	CMP	PCT
1. Robert Griffin III	2008-11	1,192	800	.671
-- Charlie Brewer	2017-	668	432	.647
2. Bryce Petty	2011-14	845	530	.627
3. Nick Florence	2009-12	754	466	.618
4. Shawn Bell	2003-06	914	559	.612

PASSING EFFICIENCY

CAREER LEADERS MINIMUM 300 ATTEMPTS

PLAYER	SEASONS	CMP	ATT	PCT	YDS	TD	INT	RATING
1. Bryce Petty	2011-14	530	845	.627	8,195	62	10	166.03
2. Seth Russell	2013-16	345	606	.569	5,461	60	18	159.40
3. Robert Griffin III	2008-11	800	1,192	.671	10,366	78	17	158.90
4. Nick Florence	2009-12	466	754	.618	6,301	41	22	144.11
-- Charlie Brewer	2017-	432	668	.647	5,246	36	13	143.53
5. J.J. Joe	1990-93	347	665	.522	5,995	31	28	134.87
6. Shawn Bell	2003-06	559	914	.612	5,666	38	17	123.23

YARDS

CAREER LEADERS

PLAYER	SEASONS	ATT	CMP	PCT	YDS
1. Robert Griffin III	2008-11	1,192	800	.671	10,366
2. Bryce Petty	2011-14	845	530	.627	8,195
3. Nick Florence	2009-12	754	466	.618	6,301
4. J.J. Joe	1990-93	665	347	.522	5,995
5. Shawn Bell	2003-06	914	559	.612	5,666
6. Jeff Watson	1994-97	802	425	.530	5,531
7. Seth Russell	2013-16	606	345	.569	5,461
8. Cody Carlson	1983-86	705	366	.519	5,411
9. Charlie Brewer	2017-	641	412	.643	5,246
10. Brad Goebel	1987-90	730	375	.514	5,026

ATTEMPTS

CAREER LEADERS

PLAYER	SEASONS	CMP	YDS	ATT
1. Robert Griffin III	2008-11	800	10,366	1,192
2. Shawn Bell	2003-06	559	5,666	914
3. Bryce Petty	2011-14	530	8,195	845
4. Jeff Watson	1994-97	425	5,531	802
5. Nick Florence	2009-12	466	6,301	754
6. Brad Goebel	1987-90	375	5,026	730
7. Cody Carlson	1983-86	366	5,411	705
8. Blake Szymanski	2006-09	387	4,166	678
9. Charlie Brewer	2017-	432	5,246	668

COMPLETIONS

CAREER LEADERS

PLAYER	SEASONS	ATT	YARDS	CMP
1. Robert Griffin III	2008-11	1,192	10,366	800
2. Shawn Bell	2003-06	914	5,666	559
3. Bryce Petty	2011-14	845	8,195	530
4. Nick Florence	2009-12	754	6,301	466
5. Charlie Brewer	2017-	668	5,246	432

TOUCHDOWNS

CAREER LEADERS

PLAYER	SEASONS	YDS	INT	TD
1. Robert Griffin III	2008-11	10,366	16	78
2. Bryce Petty	2011-14	8,195	10	62
3. Seth Russell	2013-16	5,461	18	60
4. Nick Florence	2009-12	6,301	22	41
5. Shawn Bell	2003-04	5,666	17	38
6. Charlie Brewer	2017-	5,246	13	37

TOUCHDOWN-TO-INTERCEPTION RATIO

CAREER LEADERS MINIMUM 20 TOUCHDOWNS

PLAYER	SEASONS	TD	INT	PCT.
1. Bryce Petty	2011-14	62	10	6.200
2. Robert Griffin III	2008-11	78	16	4.875
3. Seth Russell	2013-16	60	18	3.333
4. Charlie Brewer	2017-	37	13	2.846
5. Shawn Bell	2003-06	38	17	2.235
6. Nick Florence	2009-12	41	22	1.864

INTERCEPTION PERCENTAGE

CAREER LEADERS MINIMUM 300 ATTEMPTS

PLAYER	SEASONS	INT	ATT	PCT.
1. Bryce Petty	2011-14	10	845	.0118
2. Robert Griffin III	2008-11	17	1,192	.0142
3. Shawn Bell	2003-06	17	914	.0186
-- Charlie Brewer	2017-	13	668	.0195
4. Nick Florence	2009-12	22	754	.0292
5. Seth Russell	2013-16	18	606	.0336

TOTAL OFFENSE

TOTAL PLAYS

CAREER LEADERS

PLAYER	SEASONS	RUSH	PASS	PLAYS
1. Robert Griffin III	2008-11	528	1,192	1,720
2. J.J. Joe	1990-93	408	665	1,073
3. Bryce Petty	2011-14	192	845	1,037
4. Jeff Watson	1994-97	216	802	1,018
5. Shawn Bell	2003-06	101	914	1,015
6. Nick Florence	2009-12	205	754	959
7. Brad Goebel	1987-90	171	730	901
8. Cody Carlson	1983-86	195	705	900
9. Charlie Brewer	2017-	216	668	884
10. Blake Szymanski	2006-09	127	678	805
Seth Russell	2012-16	199	606	805

TOTAL YARDS

CAREER LEADERS

PLAYER	SEASONS	RUSH	PASS	YDS
1. Robert Griffin III	2008-11	2,254	10,366	12,620
2. Bryce Petty	2011-14	338	8,195	8,533
3. Nick Florence	2009-12	651	6,301	6,952
4. J.J. Joe	1990-93	820	5,995	6,815
5. Charlie Brewer	2017-	608	5,246	5,854

DEFENSE

SACKS

CAREER LEADERS

PLAYER	SEASONS	SACKS
1. Shawn Oakman	2013-15	17.5
2. Taylor Young	2014-17	15.5
3. Daryl Gardener	1992-95	15.0
Chris McAllister	2010-13	15.0
5. Scotty Lewis	1990, 92-94	14.0
6. James Francis	1986-89	13.5
Matthew Pearson	1991-92	13.5
8. John Garrett	2000-03	13.0
Jamal Palmer	2012-15	13.0
10. K.J. Smith	2014-17	12.0
Santana Dotson	1988-91	12.0
Glenn Coy	1994-97	12.0
-- James Lynch	2017-	11.5

TACKLES FOR LOSS

CAREER LEADERS

PLAYER	SEASONS	YDS	TFL
1. Charles Benson	1979-82	259	49.0
2. Shawn Oakman	2013-15	176	46.5
3. Taylor Young	2014-17	161	39.0
4. John Garrett	2000-03	131	38.5
5. Robin Jones	1988-91	164	38.0
6. Mike Singletary	1977-80	103	34.0
7. Justin Crooks	2001-04	108	33.5
8. Scotty Lewis	1990, 92-94	114	33.0
9. Daryl Gardener	1992-95	111	32.5
10. Santana Dotson	1988-91	117	30.0
Andrew Billings	2013-15	112	30.0
-- Clay Johnston	2016-	85	22.5

RUSHING

YARDS

CAREER LEADERS

PLAYER	SEASONS	ATT	AVG	YDS
1. Shock Linwood	2013-16	713	5.91	4,213
2. Walter Abercrombie	1978-81	732	5.01	3,665
3. Jerod Douglas	1994-97	522	5.39	2,811
4. Jay Finley	2007-10	478	5.56	2,660
5. Alfred Anderson	1980-83	554	4.38	2,424
6. Robert Griffin III	2008-11	528	4.27	2,254
7. Darrell Bush	1997-00	503	4.47	2,249
8. Dennis Gentry	1977, 79-81	414	5.39	2,231
9. Lache Seastrunk	2012-13	289	7.57	2,189
10. David Mims	1989-92	364	5.66	2,060
11. Terrance Ganaway	2009-11	364	5.61	2,042
12. Eldwin Raphael	1987-90	435	4.42	1,921
13. Terence Williams	2015-17	346	5.37	1,859
14. Robert Strait	1990-93	428	4.34	1,856
15. Rashad Armstrong	2002-03	417	4.13	1,721
16. Paul Mosley	2003-06	408	4.21	1,718
17. Larry Hickman	1956-58	388	4.41	1,713
18. Glasco Martin	2010-13	348	4.85	1,687
19. Pinkie Palmer	1966-68	444	3.50	1,554
20. Cleveland Franklin	1973-76	303	5.08	1,538
21. Jerry Coody	1951-53	345	4.45	1,536
22. Johnny Jefferson	2014-15	236	6.46	1,524
23. Brandell Jackson	1992-94	290	5.11	1,482
24. Pat McNeil	1973-75	277	5.28	1,462
25. JaMycal Hasty	2016-	301	4.83	1,453
26. Steve Beaird	1973-74	335	4.33	1,449
27. L.G. Dupre	1952-54	311	4.58	1,423
28. John Henry	1990-93	285	4.82	1,375
29. Ronnie Bull	1959-61	295	4.59	1,354
30. Del Shofner	1954-56	220	6.12	1,346
31. Gary Lacy	1972-73	314	4.25	1,335
32. Jarred Salubi	2009-12	250	5.23	1,308
33. Devin Chafin	2013-15	222	5.68	1,261
34. Bradford Lewis	1991-94	324	3.80	1,230
35. John Lovett	2017-	229	5.26	1,204
36. Mathew Williams	1970-71	339	3.48	1,180
37. Gary Blair	1976-77	292	4.01	1,170
38. Brandon Whitaker	2003-07	275	4.25	1,169
39. Allen Rice	1982-83	238	4.25	1,011
-- Trestan Ebner	2017-	105	6.21	652
-- Charlie Brewer	2017-	216	2.81	608

DEPTH CHART VS. IOWA STATE

OFFENSE

- WR 14 CHRIS PLATT (5-11, 172, 6SR.)**
21 Josh Fleeks (5-11, 188, So.)
- WR 81 TYQUAN THORNTON (6-3, 176, SO.) OR**
84 MARQUES JONES (6-2, 211, SR.)
- WR 5 DENZEL MIMS (6-3, 215, SR.)**
16 Jared Atkinson (6-3, 216, Jr.)
- WR 13 RJ SNEED (6-1, 200, SO.)**
80 Jackson Gleeson (6-0, 180, R-Fr.)
- LT 76 CONNOR GALVIN (6-7, 302, SO.)**
57 Johncarlo Valentin (6-4, 320, SR.)
- LG 52 SAM TECKLENBURG (6-4, 310, Sr.)**
61 Khalil Keith (6-5, 320, So.)
- C 63 JAKE FRUHMORGEN (6-6, 305, SR.)**
55 Xavier Newman (6-2, 307, Jr.)
- RG 74 PRINCE PINES (6-4, 339, R-FR.)**
77 Jason Moore (6-3, 296, So.)
- RT 56 BLAKE BEDIER (6-5, 302, JR.) OR**
79 CASEY PHILLIPS (6-5, 303, R-FR.)
- TE 91 ROB SAULIN (6-5, 302, SO.) OR**
87 CHRISTOPH HENLE (6-6, 259, SO.)
- QB 12 CHARLIE BREWER (6-1, 206, JR.)**
11 Gerry Bohanon (6-3, 221, R-Fr.)
- RB 6 JAMYCAL HASTY (5-9, 205, SR.) OR**
25 TRESTAN EBNER (5-11, 208, JR.) OR
7 JOHN LOVETT (6-0, 212, JR.) OR

DEFENSE

- END 9 JAMES LOCKHART (6-2, 263, SR.)**
97 Niadré Zouzoua (6-4, 237, Jr.)
- NT 99 BRAVVION ROY (6-1, 333, SR.)**
95 Gabe Hall (6-5, 305, Fr.)
- END 93 JAMES LYNCH (6-4, 295, JR.)**
98 Chidi Ogbonnaya (6-5, 290, So.)
- WLB 26 TERREL BERNARD (6-1, 222, SO.) OR**
38 JORDAN WILLIAMS (6-0, 223, SR.)
- MLB 4 CLAY JOHNSTON (6-1, 232, SR.)**
52 Matt Jones (6-3, 237, Fr.)
- SLB 2 BLAKE LYNCH (6-3, 225, SR.)**
45 Bryson Jackson (6-2, 211, So.)
- CB 11 JAMESON HOUSTON (5-11, 200, SR.)**
37 Mark Milton (6-1, 182, R-Fr.)
- S 1 GRAYLAND ARNOLD (5-10, 190, JR.)**
42 Jairon McVea (5-9, 185, Jr.)
- S 3 CHRIS MILLER (6-0, 191, SR.)**
22 JT Woods (6-2, 190, So.)
- S 8 HENRY BLACK (6-0, 206, SR.)**
15 Christian Morgan (6-1, 211, So.)
- CB 13 RALEIGH TEXADA (5-10, 180, JR.)**
12 Kalon Barnes (6-0, 186, So.)

SPECIAL TEAMS

- FG 95 JOHN MAYERS (5-10, 184, R-FR.)**
99 Noah Rauschenberg (6-1, 203, Fr.)
- KO 89 JAY SEDWICK (5-11, 211, SO.) OR**
99 NOAH RAUSCHENBERG (6-1, 203, FR.)
- P 43 ISSAC POWER (6-1, 200, R-FR.)**
99 Noah Rauschenberg (6-1, 203, Fr.)
- KR 7 JOHN LOVETT (6-0, 212, JR.)**
21 Josh Fleeks (5-11, 188, So.)
- PR 1 GRAYLAND ARNOLD (5-10, 190, JR.) OR**
13 RJ SNEED (6-1, 200, SO.)
- LS 46 ROSS MATISCICK (6-0, 235, SR.)**
67 Thor Rodoni (6-2, 211, Jr.)
- H 32 SKYLER WETZEL (5-9, 190, JR.)**
89 Jay Sedwick (5-11, 211, So.)

CAREER STARTS

- 31 Sam Tecklenburg
- 28 Chris Platt
- 26 Denzel Mims
- 24 Clay Johnston
- 22 Blake Lynch
- 19 Charlie Brewer, Bravvion Roy
- 18 Grayland Arnold
- 16 James Lynch, Chris Miller
- 15 Jake Fruhmorgen (9), Jordan Williams
- 13 Henry Black, JaMycal Hasty
- 11 Xavier Newman
- 10 Marques Jones
- 9 Connor Galvin, Raleigh Texada, Jalen Pitre, Johncarlo Valentin
- 8 Christoph Henle, John Lovett
- 7 Jameson Houston
- 5 Terrel Bernard, James Lockhart
- 4 Gavin Holmes
- 3 Jared Atkinson, Blake Bedier, Christian Morgan, Prince Pines, RJ Sneed, Tyquan Thornton
- 2 Trestan Ebner, Josh Fleeks, Ross Maticcik, Ryan Miller
- 1 Kalon Barnes, Tyler Henderson, Jairon McVea, Rob Saulin

CONSECUTIVE STARTS

- 28 Sam Tecklenburg
- 16 James Lynch
- 12 Clay Johnston
- 11 Blake Lynch

CAREER GAMES PLAYED

- 46 Chris Platt
- 41 Henry Black, Ross Maticcik, Sam Tecklenburg, Jordan Williams
- 39 Blake Lynch
- 38 Denzel Mims
- 37 Jameson Houston, Bravvion Roy
- 36 Clay Johnston
- 34 JaMycal Hasty, Chris Miller
- 32 James Lockhart (16)
- 29 Jake Fruhmorgen (19)
- 28 Jared Atkinson
- 27 Grayland Arnold, Trestan Ebner, Marques Jones, James Lynch
- 26 John Lovett, Jairon McVea
- 25 Jalen Pitre, Trystan Slinker
- 24 Charlie Brewer
- 23 Ryan Miller
- 19 Zeke Brown, Raleigh Texada
- 18 Xavier Newman
- 17 Koby Bullard
- 16 Terrel Bernard, Connor Galvin, Christoph Henle, Tyquan Thornton
- 15 Josh Fleeks, Christian Morgan
- 14 Kalon Barnes
- 13 Tyler Henderson, Ashton Logan, Chidi Ogbonnaya, Owen Rogers, Rob Saulin, RJ Sneed, Skyler Wetzel (10)
- 12 Jay Sedwick
- 11 Jake Copeland, Gavin Holmes, Johncarlo Valentin
- 10 Russell Morrison
- 9 Khalil Keith, Abram Smith
- 7 Cody George
- 6 Mark Milton
- 5 Gerry Bohanon, Jason Moore, Ben Sims, Bralen Taylor
- 4 BJ Hanspard, Henry Klinge, John Mayers, Issac Power
- 3 Blake Bedier, Dru Dixon, Gabe Hall, Bryson Jackson, Garret McGuire, Michael McNair, Casey Phillips, Prince Pines, Ty Smith, Jim Threet, Brayden Utey, Will Williams, Niadre Zouzoua
- 2 Davis Baucum, Will Baxter, Blake George, Colby Johnston, Matt Jones, Qualan Jones, Josh Landry, Alex Lanham, Paul Matavao-Poialii, Tripp Mitchell, Kyle Peterson, Garmon Randolph, Noah Rauschenberg, Thor Rodoni, Harrison White, Kolby White, Craig Williams
- 1 Brandon Bass, Jacoby Clarke, Colby Delashaw, T.J. Franklin, Jackson Gleeson, Collin Losack, Cole Maxwell, Shevin Smith, Yusuf Terry, Solo Turner, Brandon White, Jonah White

(italics represent previous school total)

PRONUNCIATION GUIDE

GRAYLAND Arnold	GRAY-lund
KALON Barnes	KAY-lun
BLAKE BEDIER	BEH-dee-YAY
TERREL Bernard	TUH-rell
GERRY Bohanon	Gary
Davis DIVALL	Davis DUH-VOL
Trestan EBNER	TRESS-tan EBB-nurr
Jake FRUHMORGEN	froo-MOHR-gen
CHRISTOPH HENLE	KRISS-toff HEN-lee
MARQUES Jones	MAR-kuss
QUALAN Jones	KWAY-lun
KHALIL Keith	KUH-leal
Henry KLINGE	Cling
Paul MATAVAO-POIALII	Mot-UH-vow POE-uh-LEE-ee
ROSS MATISCICK	Mat-IZ-sick
JAIRON MCVEA	JARE-un MICK-vay

XAVIER Newman	ex-AY-vee-uhr
CHIDI OGBONNAYA	CHEE-dee OH-bug-nye-uh
Jalen PITRE	PEE-tree
Noah RAUSCHENBERG	RAW-shin-BURG
Thor RODONI	RUH-dohn-ee
BRAVVION Roy	BRAY-vee-on
BRALEN Taylor	BRAY-lin
YUSUF Terry	You-SUFF
RALEIGH TEXADA	RAW-lee tuh-HAH-duh
TYQUAN Thornton	tye-KWON
Johncarlo VALENTIN	Val-in-tine
Skyler WETZEL	Wet-ZULL
Jacob ZENO	ZEE-no
Niadré ZOUZOUA	KNEE-ah-DRAY ZOO-zwah

PLAYER SPOTLIGHTS



1 GRAYLAND ARNOLD

S • 5-10 • 190 • JR. • 2L
KOUNTZE, TEXAS (KOUNTZE HS)

Veteran defensive back that redshirted 2018 ... Ranks 10th among Baylor active leaders in career starts (16) ... voted a single digit by teammates in 2017 and 2018

2019 (Junior): Has started all games on the season at safety ... Tallied 4 tackles (2 solo), including 1.0 TFL in a victory at Rice (9/21) ... Named Big 12 Special Teams Player of the Week after returning a punt 73 yards for a touchdown vs. UTSA (9/7), the first punt return TD for the Bears since 2013, tied for the ninth longest in program history, also collected three tackles on the day ... Against SFA (8/31), made 4 tackles (2 solo) and a half TFL, also returned 2 punts for a total of 17 yards, including a career-long 13 yard return.

DEFENSIVE

YEAR	G/GS	UT	AT	TT	TFL-YD	QBS-YD	FF/FR	PBU	INT-YD
2016	11/4	17	3	20	2.0-10	0-0	0/0	4	0-0
2017	9/9	26	9	35	3.0-8	0-0	1/1	8	1-20
2018	4/2	6	0	6	0-0	0-0	0/0	0	0-0
2019	3/3	7	4	11	1.5-2	0-0	0/0	0	0-0
CAREER	27/18	56	16	72	6.5-20	0-0	1/1	12	1-20

PUNT RETURNS

YEAR	G/GS	NO	YD	AVG	TD	LP/OPPONENT
2016	11/4	0	0	0.0	0	--
2017	9/9	0	0	0.0	0	--
2018	4/2	2	12	6.0	0	11/Kansas
2019	3/3	5	100	20.0	1	73/UTSA
CAREER	27/18	7	112	16.0	1	73/UTSA (2019)

CAREER BESTS

Tackles: 6 vs. Texas Tech (11/11/17); at TCU (11/24/17)
Solo Tackles: 5 at TCU (11/24/17)
Tackles-For-Loss: 2 vs. Boise State (12/27/16)
Interceptions: 1 vs. Texas (10/28/17)
Forced Fumbles: 1 at Oklahoma State (10/14/17)
Fumble Recoveries: 1 at Oklahoma State (10/14/17)
Pass Breakups: 2 at WVU (12/3/16); vs. ISU (11/18/17)



16 JARED ATKINSON

WR • 6-3 • 216 • JR. • 2L
MESQUITE, TEXAS (HORN HS)

2019 (Junior): Made an appearance at Rice (9/21) and had one pass attempt to his credit, but did not record a catch ... Made an appearance vs. UTSA (9/7) but did not catch a pass ... Caught one pass for 16 yards vs. SFA (8/31).

ATKINSON CAREER STATISTICS

RECEIVING						
YEAR	G/GS	REC	YD	AVG	TD	LP/OPPONENT
2016	9/0	4	44	11.0	0	20/at West Virginia
2017	12/2	5	73	14.6	0	25/at TCU
2018	4/1	0	0	0.0	0	0/0
2019	3/0	1	16	0.0	0	16/SFA
CAREER	28/3	10	133	13.3	0	25/at TCU

PASSING

YEAR	G/GS	CMP	ATT	PCT	YDS	INT	TD	EFF.	LP/OPPONENT
2016	9/0	0	0	0.0	0	0	0	0.0	0
2017	12/2	1	1	100.0	20	0	0	268.0	20/
2018	4/0	1	1	100.0	36	0	0	402.4	36/UTSA
2019	3/0	0	1	0.0	0	0	0	0.0	-
CAREER	28/2	2	3	66.7	56	0	0	223.5	36/UTSA

RUSHING

YEAR	G/GS	ATT	YD	AVG/A	TD	LP/OPPONENT
2016	9/0	1	1	1.0	0	1
2017	12/2	2	15	7.5	0	8/Iowa State
2018	4/0	0	0	0.0	0	-
2019	3/0	0	0	0.0	0	-
CAREER	28/2	3	16	5.3	0	8/Iowa State

CAREER BESTS

Receptions: 3 at TCU (11/24/17)
Receiving Yards: 49 at TCU (11/24/17)
Touchdowns: --
Longest Reception: 25 at TCU (11/24/17)
100-Yard Games: Season (0); Career (0)
200-Yard Games: Season (0); Career (0)



12 KALON BARNES

CB • 6-0 • 186 • SO. • 1L
SILSBEE, TEXAS (SILSBEE HS)

One of the fastest player in the nation ... member of Baylor track and field team ... all conditions 100 meter personal best of 10.04 during senior year of high school ... won Texas high school 100 and 200 meter titles in both 2017 and 2018 ... nickname is "Boogie" ... moved to corner from wide receiver during 2018 fall camp.

2019 (Sophomore): Tallied 1 tackle and forced his first-career fumble at Rice (9/21) ... Collected a career-high 4 tackles (2 solo) and was credited with one pass breakup vs. UTSA (9/7) ... Made his season debut in the opener vs. SFA (8/31), making one tackle, also credited with one pass defense.

BARNES CAREER STATISTICS

DEFENSIVE									
YEAR	G/GS	UT	AT	TT	TFL-YD	QBS-YD	FF/FR	PBU	INT-YD
2018	11/1	7	3	10	0-0	0-0	0/0	1	0-0
2019	3/0	3	3	6	0.5-0	0-0	1/0	1	0-0
CAREER	14/1	10	6	16	0.5-0	0-0	1/0	2	0-0

DEFENSIVE CAREER BESTS

Tackles: 4, vs. UTSA (9/7/19)
Solo Tackles: 3, vs. Oklahoma State (11/3/18)
Tackles-For-Loss: N/R
Interceptions: N/R
Forced Fumbles: 1 at Rice (9/21/19)
Fumble Recoveries: N/R
Pass Breakups: 1, 2x, vs. UTSA (9/7/19), vs. Kansas State (10/6/18)

PLAYER SPOTLIGHTS



26
TERREL BERNARD
 LB • 6-1 • 222 • SO. • 1L
 LA PORTE, TEXAS (LA PORTE HS)

2019 (Sophomore): Has started all three games so far on the season at WLB ...tallied a season-high 5 tackles (3 solo) at Rice (9/21) ... collected 4 tackles (1 solo) and was credited with 1 QBH vs. UTSA (9/7)... in the season opener vs. SFA (8/31), collected 4 total tackles (2 solo).

BERNARD CAREER STATISTICS										
DEFENSIVE										
YEAR	G/GS	UT	AT	TT	TFL-YD	QBS-YD	FF/FR	PBU	INT-YD	
2017	2/0	0	0	0	0-0	0-0	0/0	0	0-0	
2018	11/2	22	22	44	3.0-15	1-12	0/0	1	1-28	
2019	3/3	6	7	13	0-0	0-0	0/0	1	0-0	
CAREER	16/5	31	29	60	3.0-15	1-12	0/0	2	1-28	

CAREER BESTS
Tackles: 7, three times, last vs. Kansas (9/22/18)
Solo Tackles: 5 vs. Kansas (9/22/18)
Tackles-For-Loss: 1 twice, last vs. Kansas (9/22/18)
Sacks: 1 at UTSA (9/8/18)
Interceptions: 1 vs. ACU (9/1/18)
Forced Fumbles: --
Fumble Recoveries: --
QB Hurries: 1 vs. UTSA (9/7/19)



8
HENRY BLACK
 S • 6-0 • 206 • SR. • 3L
 SHREVEPORT, LA. (WOODLAWN HS)

Ranks second among active Baylor players in career games played with 41 Voted a single-digit by his teammates in Aug. 2019 and 2018 ... Completed undergraduate degree in December 2018.

2019 (Senior): Has started all three games on the season ... had 2 tackles in the Bears' victory at Rice (9/21) ... finished with 5 tackles vs. UTSA (9/7), second most on the team. against SFA (8/31), made 1 tackle in the win.

BLACK CAREER STATISTICS										
DEFENSIVE										
YEAR	G/GS	UT	AT	TT	TFL-YD	QBS-YD	FF/FR	PBU	INT-YD	
2015										redshirt
2016	13/0	6	2	8	0-0	0-0	0/0	0	0-0	
2017	12/6	13	12	25	0-0	0-0	0/0	0	1-0	
2018	13/4	18	6	24	3.0-21	2.0-18	0/0	0	0-0	
2019	3/3	3	5	8	0-0	0-0	0/0	0	0-0	
CAREER	41/13	40	25	65	3.0-21	2.0-18	0/0	0	1-0	

CAREER BESTS
Tackles: 8 vs. TCU (11/17/18)
Solo Tackles: 6 vs. TCU (11/17/18)
Tackles-For-Loss: 2.0 vs. TCU (11/17/18)
Sacks: 1.0, 2x, vs. TCU (11/17/18) vs. Kansas State (10/6/18)
Interceptions: 1 at Duke (9/16/17)
Forced Fumbles: --
Fumble Recoveries: --
Pass Breakups: --



11
GERRY BOHANON
 QB • 6-3 • 221 • R-FR. • RS
 EARLE, ARK. (EARLE HS)

Physical, athletic quarterback prospect expected to backup Charlie Brewer in 2019 ... saw action in three games as true freshman, but earned redshirt ... enrolled January 2018 ... Spring 2018 Big 12 Commissioner's Honor Roll.

2019 (RS-Freshman): In the season opener vs. SFA (8/31), was 5-for-6 for 51 yards passing, tossed his first career TD pass, a 9-yd pass to Tyquan Thornton, also rushed for 84 yards on six carries with a long of 39 ... against UTSA (9/7) rushed for 93 yards on 7 carries, including his first career rushing TD, also was 4-for-7 passing for 15 yards.

BOHANON CAREER STATISTICS										
PASSING										
YEAR	G/GS	CMP	ATT	PCT	YDS	INT	TD	EFF.	LP/OPPONENT	
2018	3/0	0	1	0.0	0	0	0	0.0	0	
2019	2/0	9	13	69.0	66	0	1	137.3	16/SFA	
CAREER	4/0	9	14	69.0	66	0	1	127.5	16/SFA	

RUSHING						
YEAR	G/GS	ATT	YD	AVG/A	TD	LP/OPPONENT
2018	3/0	2	5	2.5	0	3/Oklahoma State
2019	2/0	13	177	13.6	1	38/UTSA
CAREER	5/0	15	182	12.1	1	38/UTSA



12
CHARLIE BREWER
 QB • 6-1 • 206 • JR. • 2L
 AUSTIN, TEXAS (LAKE TRAVIS HS)

Athletic, accurate, smart QB with outstanding intangibles ... has started 19 of last 20 games for Baylor ... 2019 Preseason All-Big 12 selection (Phil Steele) ... 2019 Davey O'Brien Award watch list ... 2019 Maxwell Award watch list ... 2017 Big 12 Co-Offensive Freshman of the Year (Coaches) ... Career completion percentage of .640 is second-best in BU history (RGIII, .671) ... Has posted 12 career 200+ passing yard games, tied for 7th most in program history ... The Austin native has eclipsed 300 yards passing eight times, becoming the fifth player in program history with six or more games of 300+ yards passing ... Brewer has passed for 400+ yards twice, fifth most in BU history (Robert Griffin III, Bryce Petty, Blake Szymanski, Nick Florence) ... Has nine career rushing TDs, 7th-most by a Baylor quarterback in program history ... 2017 Big 12 Offensive Freshman of the Year (Waco Trib and Athlon Sports) ... Set national high school completion percentage record as all-state senior while winning state title ... Father, uncle and older brother all played quarterback in college.

2019 (Junior): Was 20-for-27 for 303 yards and 1 TD, including a season-long pass of 50 yards (a TD to Platt), also led the team in rushing as he rushed 12 times for 58 yards, including 1 TD ... against UTSA (9/7), was 12-for-16 passing for 163 yards and 3 TD passes, also rushed 4 times for 10 yards, including his eighth-career rushing TD on a 5-yd scamper, did not throw an interception ... in the season opener vs. SFA (8/31), threw for 199 yards on 21-of-31 passing, with three passing TDs and no interceptions ...

BREWER CAREER STATISTICS										
PASSING										
YEAR	G/GS	CMP	ATT	PCT	YDS	INT	TD	EFF.	LP/OPPONENT	
2017	8/4	139	204	68.1	1,562	4	11	146.33	58/at TCU (TD)	
2018	13/12	240	390	62.0	3,019	9	19	138.0	75/Vanderbilt	
2019	3/3	53	74	72.0	665	0	7	178.3	50/Rice (TD)	
CAREER	24/19	432	668	64.7	5,246	13	37	145.0	75/Vanderbilt (TD)	

RUSHING

YEAR	G/GS	ATT	YD	AVG/A	TD	LP/OPPONENT
2017	8/4	65	166	2.6	0	51/at TCU
2018	13/12	133	375	2.8	7	38/Vanderbilt
2019	3/3	18	67	3.7	2	25/Rice (TD)
CAREER	24/19	216	608	2.8	9	51/at TCU

RECEIVING

YEAR	G/GS	REC	YD	AVG	TD	LP/OPPONENT
2017	8/1	1	20	20.0	0	20/Kansas
2018	13/12	1	36	36.0	0	36/UTSA
2019	3/3	0	0	0	0	-
CAREER	24/19	2	56	28.0	0	36/UTSA (2018)


CAREER BESTS

PASSING

Attempts: 63 vs. Texas Tech (11/11/17)
Completions: 43 vs. Texas Tech (11/11/17)
Yards: 417 vs. Texas Tech (11/11/17)
Touchdowns: 3, 5 times, vs. Texas Tech (11/24/18); vs. Kansas (9/22/18); at UTSA (9/8/18); at Kansas (11/4/17); vs. Texas Tech (11/11/17)
Longest Pass: 75 vs. Vanderbilt (12/27/18)
200-Yard Games: Season (1); Career (12) (Last at Rice 9/21/19)
300-Yard Games: Season (1); Career (8) (Last at Rice 9/21/19)
400-Yard Games: Season (0); Career (2) (Last at Oklahoma 9/29/18)

RUSHING

Attempts: 18 vs. TCU (11/17/18)
Yards: 109 vs. Vanderbilt (12/27/18)
Touchdowns: 2 vs. Duke (9/15/18)
Longest Rush: 51 at TCU (11/24/17)
100-Yard Games: Season (0); Career (1)
200-Yard Games: Season (0); Career (0)



25
TRESTAN EBNER
 RB • 5-11 • 208 • JR. • 2L
 HENDERSON, TEXAS (HENDERSON HS)

Quick runner with elite pass-catching skills ... 10th among Power 5 running backs with 29 receptions in 2018 ... three career 100-yard games (two receiving, one rushing) ... 2019 Preseason All-Big third team (Athlon), 2019 Preseason All-Big 12 fourth team (Phil Steele)

2019 (Junior): At Rice (9/1) carried the ball 7 times for 10 yards, also had 1 reception for 5 yards ... against UTSA (9/7) rushed 4 times for 76 yards with a long of 55 yards, a new career best ... had a career day in the season opener vs. SFA (8/31), scored a career-high three touchdowns (two rushing, one receiving), opened up scoring with a 16-yard receiving TD and then in the second quarter had back-to-back scores, a 21-yard rushing TD and an 11-yd rushing TD, finished with 2 carries (both scores) for 32 yards and 5 receptions for 40 yards.

EBNER CAREER STATISTICS

RUSHING

YEAR	G/GS	ATT	YD	AVG	TD	LP/OPPONENT
2017	11/0	23	121	5.3	2	40/WVU (TD)
2018	13/1	69	413	6.0	1	34/Vanderbilt (TD)
2019	3/1	13	118	9.1	2	55/UTSA
CAREER	27/2	105	652	6.2	5	55/UTSA

RECEIVING

YEAR	G/GS	REC	YD	AVG	TD	LP/OPPONENT
2017	11/0	20	267	13.4	3	58/at TCU (TD)
2018	13/1	29	348	12.0	1	75/Vanderbilt (TD)
2019	3/1	6	45	7.5	1	16/SFA
CAREER	27/2	55	660	12.0	5	75/Vanderbilt (2018)

PUNT RETURNS

YEAR	G/GS	NO	YD	AVG	TD	LP/OPPONENT
2017	11/0	0	0	0	0	0.0
2018	13/1	0	7	0.7	1	7 vs. OSU (TD)
2019	3/1	0	0	0.0	0	--
CAREER	27/2	0	7	0.3	1	7 vs. OSU (11/13/18)

PASSING

YEAR	G/GS	CMP	ATT	PCT	YDS	INT	TD	EFF.	LP/OPPONENT
2017	11/0	0	0	0.0	0	0	0	0.0	--
2018	13/1	0	1	0.0	0	1	0	-200.0	--
2019	3/1	0	0	0.0	0	0	0	0.0	--
CAREER	27/2	0	1	0.0	0	1	0	-200.0	--

CAREER BESTS

RUSHING

Attempts: 17 vs. Kansas State (10/6/18)
Yards: 100 vs. Kansas State (10/6/18)
Touchdowns: 2 vs. SFA (8/31/19)
Longest Rush: 55 vs. UTSA (9/7/19)
100-Yard Games: Season (0); Career (1) vs. Kansas State (10/6/18)
200-Yard Games: Season (0); Career (0)

CAREER BESTS

RECEIVING

Receptions: 6 at TCU (11/24/17)
Receiving Yards: 109, twice vs. Vanderbilt (12/27/18); vs. West Virginia (10/22/17)
Touchdowns: 2 vs. West Virginia (10/22/17)
Longest Reception: 75 vs. Vanderbilt (12/27/18)
100-Yard Games: Season (0); Career (2) (Last vs. Vanderbilt 12/27/18)
200-Yard Games: Season (0); Career (0)



21
JOSH FLEEKES
 WR • 5-11 • 188 • SO. • 1L
 DALLAS, TEXAS (CEDAR HILL HS)

Speedy, elusive slot receiver that excels with ball in his hands ... 2019 Preseason All-Big 12 fourth team (Phil Steele)

2019 (Sophomore): Rushed for his first TD of the year, a 6-yd scamper at Rice (9/21), overall had 2 carries for 5 yards and returned 1 kick for 14 yards ... had 1 kick return for 25 yards vs. UTSA (9/7) ... in the season opener vs. SFA (8/31), caught 4 passes for 37 yards, also returned 1 kickoff for 16 yards.

FLEEKES CAREER STATISTICS

RECEIVING

YEAR	G/GS	REC	YD	AVG	TD	LP/OPPONENT
2018	12/1	14	126	9.0	1	34/Kansas (9/22/18)
2019	3/0	4	37	9.2	0	12/SFA (8/31/19)
CAREER	15/1	18	163	9.1	1	34/Kansas (2018)

RUSHING

YEAR	G/GS	ATT	YD	AVG	TD	LP/OPPONENT
2018	12/1	9	16	1.8	1	17/OSU (11/3/18)
2019	3/0	2	5	2.5	1	6/Rice (TD) (9/21/19)
CAREER	15/1	11	21	1.9	2	17/OSU (2018)

KICK RETURNS

YEAR	G/GS	NO	YD	TD	LONG	AVG/R
2018	12/1	21	380	0	41	18.1
2019	3/0	3	55	0	25	18.3
CAREER	15/1	24	435	0	41	18.1

PLAYER SPOTLIGHTS

ALL-PURPOSE

YEAR	G/GS	RUSH	RCV	PR	KR	TOTAL	AVG/G
2018	12/1	16	126	0	380	522	43.5
2019	3/0	5	37	0	55	97	32.3
CAREER	15/1	21	163	0	435	619	41.3

CAREER BESTS

RUSHING

Attempts: 2, 3x, vs. OSU (11/3/18), at West Virginia (10/25/18), vs. ACU (9/1/18)

Yards: 18, vs. OSU (11/3/18)

Touchdowns: 1, 2x, at Rice (9/21/19), at West Virginia (10/25/18)

Longest Rush: 17, vs. OSU (11/3/18)

100-Yard Games: --

200-Yard Games: --

RECEIVING

Receptions: 5 vs. Kansas (9/22/18)

Receiving Yards: 65 vs. Kansas (9/22/18)

Touchdowns: 1 vs. Kansas (9/22/18)

Longest Reception: 34 yards vs. Kansas (9/22/18)

100-Yard Receiving Games: --

200-Yard Receiving Games: --



90

TJ FRANKLIN

DT • 6-4 • 294 • FR. • HS
TEMPLE, TEXAS (TEMPLE HS)

2019 (Freshman): Did not play at Rice (9/21) or vs. UTSA (9/7) ... Made his collegiate debut vs. SFA (8/31).

DEFENSIVE

YEAR	G/GS	UT	AT	TT	TFL-YD	QBS-YD	FF/FR	QBH	INT-YD
2019	1/0	0	0	0	0-0	0-0	0/0	0	0-0

CAREER BESTS

Tackles: N/A

Solo Tackles: N/A

Tackles-For-Loss: N/A

Sacks: N/A

Forced Fumbles: N/A

Fumbles Recovered: N/A

QB Hurries: N/A

Pass Breakups: N/A

Blocked Kick: N/A



95

GABE HALL

DT • 6-5 • 305 • FR. • HS
WALLER, TEXAS (WALLER HS)

2019 (Freshman): Has appeared in all three games on the season ... Has blocked 1 of 2 kicks for the Bears this year ... Appeared for the Bears at DT at Rice (9/21) ... Made an appearance vs. UTSA (9/7), but did not record a stat ... Made his collegiate debut vs. SFA (8/31), came up with his first career blocked kick as he blocked an SFA field goal attempt.

HALL CAREER STATISTICS

DEFENSIVE

YEAR	G/GS	UT	AT	TT	TFL-YD	QBS-YD	FF/FR	QBH	INT-YD
2019	3/0	0	0	0	0-0	0-0	0/0	0	0-0

CAREER BESTS

Tackles: N/A

Solo Tackles: N/A

Tackles-For-Loss: N/A

Sacks: N/A

Forced Fumbles: N/A

Fumbles Recovered: N/A

QB Hurries: N/A

Pass Breakups: N/A

Blocked Kick: 1 vs. SFA (8/31)



6

JAMYCAL HASTY

RB • 5-9 • 205 • SR. • 3L
LONGVIEW, TEXAS (LONGVIEW HS)

Elusive and quick fifth-year senior running back ... 34 games played with 14 career starts ... Rushed for 434 yards on 82 carries, 4 rushing TDs, 1 receiving TD in 2018 ... Ran for 314 yards and one TD in injury-marred sophomore season ... Rushed for 623 yards and three scores as a redshirt freshman in 2016 ... Sat out 2015 as redshirt ... 2018 Big 12 All-Academic second team selection ... Graduated with a degree in health, kinesiology and leisure studies in August 2018 ... selected by his teammates for a single-digit jersey number in 2019 and 2018.

2019 (Senior): Rushed 7 times for 39 yards, with a long of 21 yards, also had 1 reception for 6 yards and had 1 kick return for 11 yards at Rice (9/21) ... rushed 7 times for 18 yards and his first TD of the year, also caught 2 passes for 8 yards vs. UTSA (9/7) ... Made his 14th career start in the season opener vs. SFA (8/31), collected 25 yards rushing on 10 carries, also tallied 2 receptions for 6 yards.

HASTY CAREER STATISTICS

RUSHING

YEAR	G/GS	ATT	YD	AVG	TD	LP/OPPONENT
2015			redshirt			
2016	12/0	119	623	5.2	3	31/at Rice
2017	8/3	76	314	4.1	1	41/Iowa State
2018	11/10	82	434	5.3	4	54/ACU (TD)
2019	3/1	24	82	3.4	1	21/Rice
CAREER	33/14	301	1453	4.8	9	54/ACU (TD)

RECEIVING

YEAR	G/GS	REC	YD	AVG	TD	LP/OPPONENT
2015			redshirt			
2016	12/0	3	26	8.7	0	21/at Rice
2017	8/3	25	105	4.2	0	17/Texas Tech
2018	11/10	26	170	6.5	1	34/ACU
2019	3/1	5	20	4.0	0	6/UTSA
CAREER	34/14	59	321	5.4	1	34/ACU

PUNT RETURNS

YEAR	G/GS	NO	YD	AVG	TD	LP/OPPONENT
2015			redshirt			
2016	12/0	0	0	0.0	0	0/0
2017	0/0	0	0	0.0	0	0/0
2018	11/10	0	33	0.0	1	33/Duke
2019	3/1	0	0	0.0	0	0/0
CAREER	34/14	0	33	0.0	1	0/0

CAREER BESTS

PLAYER SPOTLIGHTS

RUSHING

Attempts: 19 at Oklahoma (11/12/16)
Yards: 105 at Rice (9/16/16)
Touchdowns: 2, vs. ACU (9/1/18)
Longest Rush: 51 vs. ACU (9/1/18)
100-Yard Games: Season (0); Career (2) (Last 9/1/18 vs. ACU)
200-Yard Games: Season (0); Career (0)

CAREER BESTS

Receptions: 9 vs. Texas Tech (11/11/17)
Receiving Yards: 67 vs. ACU (9/1/18)
Touchdowns: 1 at UTSA (9/8/18)
Longest Reception: 34 vs. ACU (9/1/18)
100-Yard Games: Season (0); Career (0)
200-Yard Games: Season (0); Career (0)



87

CHRISTOPH HENLE

TE • 6-6 • 259 • SO. • 1L
INNSBRUCK, AUSTRIA (THE OAKRIDGE SCHOOL)

Physical blocker that served as primary tight end during 2018 season ... Enrolled January 2018 ... originally from Innsbruck, Austria ... attended high school in Arlington, Texas ... spring 2018 Big 12 Commissioner's Honor Roll selection.

2019 (Sophomore): Hauled in his second catch of the season, a season-long 11-yd reception at Rice (9/21) ... earned his first start of the season vs. UTSA (9/7) but did not record a catch ... had 1 reception for 8 yards in the season opener vs. SFA (8/31).

HENLE CAREER STATISTICS

RECEIVING

YEAR	G/GS	REC	YD	AVG	TD	LP/OPPONENT
2018	13/6	7	58	8.3	0	13/Kansas (9/22/18)
2019	3/1	2	19	9.5	0	11/Rice (9/21/19)
CAREER	16/7	9	77	8.6	0	13/Kansas (2018)

CAREER BESTS

Receptions: 2, vs. Vanderbilt (12/27/18)
Receiving Yards: 13 vs. Kansas (9/22/18)
Touchdowns: --
Longest Reception: 13 vs. Kansas (9/22/18)
100-Yard Games: --



11

JAMESON HOUSTON

CB • 5-11 • 200 • SR. • 3L
AUSTIN, TEXAS (ST. MICHAEL'S ACADEMY)

2019 (Senior): Earned his third start of the season at cornerback at Rice (9/21), tallying a season-best 4 tackles (2 solo) along with 1 pass break up ... started at cornerback vs. UTSA (9/7) collected 2 tackles on the day ... was named a game team captain for the season opener vs. SFA (8/31), started at cornerback, did not record a stat.

HOUSTON CAREER STATISTICS

DEFENSIVE

YEAR	G/GS	UT	AT	TT	TFL-YD	QBS-YD	FF/FR	QBH	INT-YD
2016	11/2	13	2	15	0.5-1	0-0	1/1	0	0-0
2017	11/2	16	2	18	1.0-4	0-0	0/0	1	0-0
2018	12/0	6	3	9	0-0	0-0	0/0	0	0-0
2019	3/3	3	3	6	0-0	0-0	0/0	0	0-0
CAREER	37/7	38	10	48	1.5-5	0-0	1/1	1	0-0

CAREER BESTS

Tackles: 6 vs. Texas (10/28/17)
Solo Tackles: 5 vs. Texas (10/28/17)
Tackles-For-Loss: 1.0 vs. Texas Tech (11/11/17)
PBUs: 1, nine times, last at Rice (9/21/19)
Forced Fumbles: 1 at Texas (10/29/16)
Recovered Fumbles: 1 at Texas (10/29/16)



4

CLAY JOHNSTON

LB • 6-1 • 232 • SR. • 3L
ABILENE, TEXAS (WYLIE HS)

One of the top linebackers in the Big 12 Conference ... fifth-year senior returning starter at the MIKE position ... 203 career tackles leads team ... has had 8 double-digit tackle performances in his career ... 2019 Preseason All-Big 12 first team selection (Athlon, Lindy's, Phil Steele, Media) ... Butkus Award Watch List ... Nagurski Trophy Watch List ... DCTF All-Texas College first team ... Father, Kent, spent over two decades as strength and conditioning coach, most recently with the NFL's San Diego Chargers and currently serves as injury return specialist with Baylor sports medicine ... completed undergraduate degree in December 2018 ... pursuing master's in sport pedagogy ... 2018 All-Big 12 coaches second team selection ... AP All-Big 12 second team honoree ... Waco Tribune-Herald All-Big 12 second team ... Earned team's Fellowship of Christian Athletes (FCA) Award in the spring ... Earned a single digit jersey in Aug. 2019.

2019 (Senior): Started all three games so far on the year at MLB ... had a team-high 13 tackles (7 solo), with 2.0 TFL and 1 pass break up at Rice (9/21) ... led the team with 6 tackles (2 solo), a career-best 1.5 sacks for 8 yards vs. UTSA (9/7) ... in the season opener vs. SFA (8/31), finished second on the team with 5 tackles (3 solo) with a half TFL and one pass breakup ...

JOHNSTON CAREER STATISTICS

DEFENSIVE

YEAR	G/GS	UT	AT	TT	TFL-YD	QBS-YD	FF/FR	QBH	INT-YD
2015									
2016	13/2	14	12	26	4.0-14	0-0	0/0	1	1-65
2017	8/8	34	20	54	9.0-29	1.0-7	1/0	3	0-0
2018	12/11	64	35	99	5.5-26	1.0-12	0/0	0	0-0
2019	3/3	12	12	24	4.0-16	1.5-8	0/0	0	0-0
CAREER	36/24	124	79	203	22.5-85	3.5-27	1/0	4	1-65

CAREER BESTS

Tackles: 17, vs. Oklahoma State (11/3/18)
Solo Tackles: 14, vs. Oklahoma State (11/3/18)
Tackles-For-Loss: 3.0 at Duke (9/16/17)
Sacks: 1.5 vs. UTSA (9/7/19)
Interceptions: 1 vs. Kansas (10/15/16)
Forced Fumbles: 1 vs. Liberty (9/2/17)
Fumble Recoveries: --
QB Hurries: 2 at Duke (9/16/17)

PLAYER SPOTLIGHTS



84

MARQUES JONES

WR • 6-2 • 211 • SR. • 2L
MCKINNEY, TEXAS (MCKINNEY HS)

Speedy wide receiver and scholar athlete ... Named Baylor's 2018-19 engineering student of the year ... Scored first and last touchdowns of 2018 season for Baylor including the game-winner vs. Vanderbilt in Texas Bowl ... Has played in 27 career games with 10 starts ... 2018 Gerald Lage Academic Achievement Award from Big 12 ... 2018 and 2017 Academic All-Big 12 first team ... Completed a 4.0 GPA in Electrical and Computer Engineering for spring 2019 ... Earned a scholarship at the end of 2018 fall camp.

2019 (Senior): Has appeared in 2-of-3 games on the season for the Bears ... made his second-straight start of the season at receiver vs. UTSA (9/7) ... started at wide receiver in the season opener vs. SFA (8/31), did not record a stat.

M. JONES CAREER STATISTICS

RECEIVING

YEAR	G/GS	REC	YD	AVG	TD	LP/OPPONENT
2015			redshirt			
2016	0/0	0	0	0.0	0	--
2017	12/1	3	35	11.7	0	14/Texas
2018	13/7	21	242	11.5	2	52/Vanderbilt (TD)
2019	2/2	0	0	0.0	0	--
CAREER	27/10	24	277	11.5	2	52/Vanderbilt (TD)

CAREER BESTS

Receptions: 3, 3x, at Iowa State (11/10/18), at Oklahoma (9/29/18), vs. Duke (9/15/18)

Receiving Yards: 52 vs. Vanderbilt (12/27/18)

Touchdowns: 1, vs. Vanderbilt (12/27/18); vs. ACU (9/1/18)

Longest Reception: 52 vs. Vanderbilt (12/27/18)

100-Yard Games: Season (0); Career (0)

200-Yard Games: Season (0); Career (0)



9

JAMES LOCKHART

DE • 6-2 • 263 • SR. • 1L
ENNIS, TEXAS (TEXAS A&M)

Fifth-year senior leader on the defensive line ... hailed by coaching staff for having best spring of all defensive linemen, named Most Improved Defensive Player in the spring ... Has played in 32 career games with four starts ... 2018 Big 12 All-Academic second team honoree ... Transfer from Texas A&M enrolled at Baylor in January 2017 ... Redshirted the 2017 season and retained two years of eligibility ... Played in 16 games in his career at Texas A&M ... earned bachelor's degree in May 2019 ... pursuing master's degree in sport pedagogy

2019 (RS Senior - Baylor): Has started at defensive end in all three games on the season ... Collected a season-best 4 tackles (3 solo), with 2.0 TFL, including his first sack of the year, 1 fumble recovery and 1 pass break up and 2 QB hurries as the Bears won a defensive battle at Rice (9/21) ... collected 3 tackles (1 solo) in the victory over UTSA (9/7) ... in the season opener vs. SFA (8/31), collected 1 solo tackle, a TFL for 6 yards in the victory.

LOCKHART CAREER STATISTICS

DEFENSIVE

YEAR	G/GS	UT	AT	TT	TFL-YD	QBS-YD	FF/FR	QBH	INT-YD
2015 (A&M)	4/0	1	3	4	0-0	0-0	0/0	0	0-0
2016 (A&M)	12/0	7	4	11	1.0-5	0-0	0/0	0	0-0
2017 (BU)					redshirt				
2018 (BU)	13/2	7	4	11	3.0-7	1.0-5	0/0	2	0-0
2019 (BU)	3/3	5	3	8	3.0-11	1.0-1	0/1	2	0-0
CAREER	32/5	20	14	34	6.0-18	2.0-6	0/1	4	0-0

CAREER BESTS

Tackles: 4, 2x, at Rice (9/21/19), vs. ACU (9/1/18)

Solo Tackles: 4 vs. ACU (9/1/18)

Tackles-For-Loss: 2.0 at Rice (9/21/19)

Sacks: 1.0, 2x, at Rice (9/21/19), vs. ACU (9/1/18)



7

JOHN LOVETT

RB • 6-0 • 212 • JR. • 2L
BURLINGTON, N.J. (CHEROKEE HS)

Physical, attacking running back and ... spent spring 2019 learning safety position ... could see time at running back and safety in 2019 ... Paul Hornung Award Watch List ... led Baylor in rushing during 2017-18 seasons ... Lovett became the 39th Baylor player in program history to rush for 1,000 yards ... Has 1,018 yards rushing in his career, good for 38th-best in program history ... Voted single-digit number by teammates in 2017 and 2018.

2019 (Junior): Earned his first start of the season at Rice (9/21), rushing for 9 yards on 5 carries, also returned 1 kick for 20 yards ... rushed 9 times for 69 yards, a long of 19, also hauled in one pass for 13 yards vs. UTSA (9/7) ... rushed for 100+ yards for the fourth time in his career in the season opener vs. SFA (8/31), finished with a team-high 108 yards on 8 carries with a long of 38, averaged 13.5 yards per carry and 1 TD.

LOVETT CAREER STATISTICS

RUSHING

YEAR	G/GS	ATT	YD	AVG	TD	LP/OPPONENT
2017	11/4	98	445	4.5	5	74/at Kansas State (TD)
2018	12/3	109	573	5.3	6	75/vs. OSU (TD)
2019	3/1	22	186	8.5	1	38/SFA (8/31/19)
CAREER	26/8	229	1204	5.3	12	75/vs. OSU (TD) (11/3/18)

RECEIVING

YEAR	G/GS	REC	YD	AVG	TD	LP/OPPONENT
2017	11/4	7	20	2.9	0	6/ISU
2018	12/3	5	48	9.6	0	10/Kansas
2019	3/1	1	13	13.0	0	13/UTSA
CAREER	26/8	13	81	6.2	0	13/UTSA (2019)

KICK RETURNS

YEAR	G/GS	NO	YD	AVG	TD	LP/OPPONENT
2017	11/4	7	125	17.9	0	33
2018	12/3	1	14	14.0	0	14/ACU
2019	3/1	3	65	21.7	0	26/UTSA
CAREER	26/8	11	204	18.5	0	33 (2017)

CAREER BESTS

RUSHING

Attempts: 28 vs. Texas Tech (11/24/18)

Yards: 125 vs. Texas Tech (11/24/18)

Touchdowns: 3 vs. ACU (9/1/18)

Longest Rush: 75 vs. OSU (11/3/18) (TD)

100-Yard Games: Season (1); Career (4) vs. SFA (8/31/19), vs. Texas Tech (11/24/18), vs. OSU (11/3/18), vs. ACU (9/1/18)

200-Yard Games: Season (0); Career (0)

PLAYER SPOTLIGHTS

RECEIVING

Receptions: 3 vs. UTSA (9/9/17)
Receiving Yards: 18, at West Virginia (10/25/18)
Touchdowns: --
Longest Reception: 6 vs. ISU (11/18/17)
100-Yard Games: Season (0); Career (0)
200-Yard Games: Season (0); Career (0)



2
BLAKE LYNCH
LB • 6-3 • 225 • SR. • 3L
GILMER, TEXAS (GILMER HS)

One of the most multi-talented players in the country ... Has made 21 career starts at five different positions (corner, linebacker, safety, wide receiver, running back) ... started at safety once and linebacker nine times in 2018 ... played both corner and wide receiver in 2017, making starts at both positions ... Saw action at both running back and receiver in 2016 ... has also seen game action at wildcat quarterback in his career ... 2019 Preseason All-Big 12 second team selection (Phil Steele) ... Former prep All-American ... Served on mission trip to Brazil during summer 2017 ... Earned his undergraduate degree in December 2018.

2019 (Senior): Started the first three games of the season at SLB ... Finished with a season-high 4 tackles (2 solo) at Rice (9/21) ... tallied his second career sack vs. UTSA (9/7), finished with 2 total tackles in the victory ... in the season opener vs. SFA (8/31), hauled in his second-career interception, collected 2 tackles (1 solo), a half TFL, 1 pass break up and blocked the first kick of his career, a punt in the first quarter.

B. LYNCH CAREER STATISTICS

DEFENSIVE									
YEAR	G/GS	UT	AT	TT	TFL-YD	QBS-YD	FF/FR	PBU	INT-YD
2015				redshirt					
2016	11/3	1	0	1	0-0	0-0	0/0	0	0-0
2017	12/5	13	5	18	0-0	0-0	0/0	6	0-0
2018	13/10	31	16	47	4.0-18	1.5-5	0/1	2	1-15
2019	3/3	4	4	8	1.5-3	1-1	0/0	2	1-1
CAREER	39/21	49	25	74	5.5-21	2.5-6	0/1	10	2-16

DEFENSE

Tackles: 10 at Texas (10/13/18)
Solo Tackles: 9 at Texas (10/13/18)
Tackles-For-Loss: 2.0 vs. Vanderbilt (12/27/18)
Interception: 1, 2x, vs. SFA (8/31/19), vs. Texas Tech (11/24/18)
PBUs: 2 vs. Liberty (9/2/17); at Oklahoma State (10/14/17)
Sack: 1.0, 2x, vs. UTSA (9/7/19), vs. Vanderbilt (12/27/18)
Blocked Kick: 1 vs. SFA (8/31/19)

CAREER BESTS

RECEIVING

Receptions: 7 vs. Texas Tech (11/11/17)
Receiving Yards: 110 at TCU (11/24/17)
Longest Reception: 57 at ISU (10/16/16)
Touchdowns: 1, four times, last at TCU (11/24/17)
100-Yard Games: Season (1); Career (1)
200-Yard Games: Season (0); Career (0)

RUSHING

Attempts: 6 at Oklahoma (11/12/16)
Yards: 58 at Oklahoma (11/12/16)
Touchdowns: --
Longest Rush: 21 at Oklahoma (11/12/16)
100-Yard Games: Season (0); Career (0)



93
JAMES LYNCH
DT • 6-4 • 295 • JR. • 2L
ROUND ROCK, TEXAS (ROUND ROCK HS)

Athletic, physical defender with pass rushing skills ... 2019 Preseason All-Big 12 first team (Athlon, Lindy's, Phil Steele, Media) ... 2019 DCTF All-Texas College first team ... Named to the watch lists for the Bednarik Award and Outland Trophy ... Career totals of 17.5 TFL and 11.5 sacks lead the Baylor roster ... 2018 All-Big 12 second team selection (coaches) ... 2018 AP All-Big 12 first team ... 2018 Waco Tribune-Herald All-Big 12 first team ... 2018 Academic All-Big 12 second team honoree ... 2017 ESPN Freshman All-American.

2019 (Junior): Has started all three on the year at defensive end ... Had a career-high 2.0 sacks for 15 yards along with 2 tackles (2 solo) at Rice (9/21) ... collected 2 QB hurries and 2 tackles in a victory over UTSA (9/7) ... in the season opener had his first sack of the season for six yards, tied career-best with 2 QB hurries, finished with 2 tackles (one solo) and 1.5 TFL vs. SFA (8/31).

J. LYNCH CAREER STATISTICS

DEFENSIVE									
YEAR	G/GS	UT	AT	TT	TFL-YD	QBS-YD	FF/FR	QBH	INT-YD
2017	11/0	15	5	20	5.0-21	3.0-18	0/1	0	0-0
2018	13/13	24	16	40	9.0-58	5.5-45	0/0	6	0-0
2019	3/3	4	2	6	3.5-23	3.0-21	0/0	4	0-0
CAREER	27/16	43	23	66	17.5-102	11.5-84	0/1	10	0-0

CAREER BESTS

Tackles: 7 at TCU (11/24/17)
Solo Tackles: 5 at TCU (11/24/17)
Tackles-For-Loss: 2.0, twice, last vs. K-State (10/6/18)
Sacks: 2.0 at Rice (9/21/19)
Forced Fumbles: --
Fumbles Recovered: 1 at Kansas (11/4/17)
QB Hurries: 2, 2x, vs. SFA (8/31/19), vs. Duke (9/15/18)
Pass Breakups: 1, 2x, vs. ACU (9/1/18), vs. Duke (9/15/18)
Blocked Kick: 1, at West Virginia (10/25/18)



95
JOHN MAYERS
K • 5-10 • 184 • R-FR. • RS
FLOWER MOUND, TEXAS (MARCUS HS)

2019 (RS-Freshman): Finished 3-for-3 in extra points vs. Rice (9/21), missed first career field goal attempt from 37 yards ... was 7-for-7 in extra points vs. UTSA (9/7), a new career best ... was 6-for-6 in extra points in the season opener vs. SFA (8/31), did not attempt a field goal

MAYERS CAREER STATISTICS

PLACE-KICKING						
YEAR	G	PAT-A	PCT	FG-A	PCT	TP
2018	1	3-3	1.000	0-0	--	3
2019	3	16-16	1.000	0-1	--	16
CAREER	4	19-19	1.000	0-1	--	19

CAREER BESTS

Longest FG:
Most FGs:
Most PATs: 7 vs. UTSA (9/7/19)
Most Points: 7 vs. UTSA (9/7/19)

PLAYER SPOTLIGHTS



3
CHRIS MILLER
 S • 6-0 • 191 • SR. • 3L
 FRISCO, TEXAS (LONE STAR HS)

Returning starter at safety ... has played in 34 career games with 16 starts ... 2018 Big 12 honorable mention ... Voted into single-digit jersey by teammates for 2017, 2018 and 2019 seasons

2019 (Senior): Started all three games on the year at safety ... Had 5 tackles (3 solo) with 1.0 TFL at Rice (9/21) ... finished tied for second on the team with 5 tackles (2 solo) in the victory over UTSA (9/7) ... in the season opener SFA (8/31), making 5 tackles (4 solo), tied for second-most on the team, with 0.5 TFL.

C. MILLER CAREER STATISTICS

DEFENSIVE									
YEAR	G/GS	UT	AT	TT	TFL-YD	QBS-YD	FF/FR	PBU	INT-YD
2016	8/0	4	2	6	0-0	0-0	0/0	0	0-0
2017	11/1	15	13	28	0-0	0-0	0/1	2	0-0
2018	12/12	50	17	67	1.5-9	1.0-9	1/1	2	0-0
2019	3/3	9	6	15	1.5-3	0-0	0/0	0	0-0
CAREER	34/16	78	38	116	3.0-12	1.0-9	1/2	4	0-0

CAREER BESTS

Tackles: 10, vs. Texas Tech (11/24/18)
Solo Tackles: 8, vs. OSU (11/3/18)
Tackles-For-Loss: 1.0 2x, at Rice (9/21/19), vs. OSU (11/3/18)
Interceptions: 1.0 vs. OSU (11/3/18)
Forced Fumbles: 1 vs. K-State (10/6/18)
Fumble Recoveries: 1, twice, last vs. K-State (10/6/18)
Pass Breakups: 1, vs. Vanderbilt (12/27/18), vs. Duke (9/15/18), at OSU(10/14/17); at TCU (11/24/17)



5
DENZEL MIMS
 WR • 6-3 • 215 • SR. • 3L
 DAINGERFIELD, TEXAS (DAINGERFIELD HS)

One of the top returning receivers in the Big 12 Conference ... ranks 9th on Baylor's career receiving yards list (2,154) ... Ranks 13th in Baylor history with 138 career receptions ... Ranks 9th in BU history with 19 receiving touchdowns in his career ... eight career 100-yard receiving games ... Preseason All-Big 12 second team (Athlon, Phil Steele) ... DCTF All-Texas College first team ... three time Biletnikoff Award Watch List honoree ... Earned a single digit jersey in Aug. 2019.

2019 (Senior): Has started all three games this season at wide receiver ... at Rice (9/21) had his second-straight 100+ receiving performance as he collected 102 yards on six receptions with a season-long of 35 yards ... tied his career-best with three receiving touchdowns and had his seventh-career 100+ yard receiving performance as he finished with 101 yards on seven receptions vs. UTSA (9/7), as he was named Big 12 Co-Offensive Player of the Week for his performance ... in the season opener against SFA (8/31), hauled in five passes (tied for the team high) for 46 yards and a long of 21 yards.

MIMS CAREER STATISTICS

RECEIVING						
YEAR	G/GS	REC	YD	AVG	TD	LP/OPPONENT
2016	11/1	4	24	6.0	0	10/at Rice
2017	12/11	61	1,087	17.8	8	71/Oklahoma (TD)
2018	12/10	55	794	14.4	8	55/ACU
2019	3/3	18	249	13.8	3	35/Rice
CAREER	38/25	138	2,154	15.6	19	71/Oklahoma (TD) (2017)

CAREER BESTS

Receptions: 12 vs. Texas Tech (11/11/17)
Receiving Yards: 192 vs. Oklahoma (9/23/17)
Touchdowns: 3, 2x, vs. UTSA (9/7/19) vs. Oklahoma (9/23/17)
Longest Reception: 71 vs. Oklahoma (9/23/17) (TD)
100-Yard Games: Season (2); Career (7) (Last at Rice (9/21/19))



15
CHRISTIAN MORGAN
 S • 6-1 • 211 • SO. • 1L
 HOUSTON, TEXAS (PORTER HS)

Athletic, rangy safety ... shown a knack for blocking kicks with two in his freshman season ... Enrolled January 2018

2019 (Sophomore): Tallied 3 tackles (1 solo) at Rice (9/21) ... made his season debut vs. UTSA (9/7), did not record a stat ... did not make an appearance in the season opener vs. SFA (8/31) ...

MORGAN CAREER STATISTICS

DEFENSIVE									
YEAR	G/GS	UT	AT	TT	TFL-YD	QBS-YD	FF/FR	PBU	INT-YD
2018	13/3	13	5	18	1.5-2	0-0	1/0	1	1-2
2019	2/0	1	2	3	0-0	0-0	0/0	0	0-0
CAREER	15/3	14	7	21	1.5-2	0-0	1/0	1	1-2

CAREER BESTS

Tackles: 5 at Texas (10/13/18)
Solo Tackles: 4 vs. K-State (10/6/18)
Tackles-For-Loss: 1.0 at West Virginia (10/25/18)
Interceptions: 1 vs. K-State (10/6/18)
Forced Fumbles: 1, at West Virginia (10/25/18)
Fumble Recoveries: --
Pass Breakups: --
Blocked Punts: 1, 2x, vs. Oklahoma State (11/3/18), vs. Duke (9/15/18)



98
CHIDI OGBONNAYA
 DT • 6-5 • 290 • SO. • 1L
 HOUSTON, TEXAS (LANGHAM CREEK HS)

2019 (Sophomore): Tallied 1 tackle at Rice (9/1) ... recorded his first career tackle for loss vs. UTSA (9/7) ... made his season debut in the opener vs. SFA (8/31), but did not record a stat ...

OGBONNAYA CAREER STATISTICS

DEFENSIVE									
YEAR	G/GS	UT	AT	TT	TFL-YD	QBS-YD	FF/FR	QBH	INT-YD
2018	10/0	3	2	5	0-0	0-0	0/0	0	0-0
2019	3/0	2	0	2	1-1	0-0	0/0	0	0-0
CAREER	13/0	5	2	7	1-1	0-0	0/0	0	0-0

PLAYER SPOTLIGHTS



14
CHRIS PLATT
 WR • 5-11 • 172 • 6SR. • 4L
 WILLIS, TEXAS (WILLIS HS)

Sixth-year senior ultra-fast receiver and returner ... granted sixth year of NCAA eligibility in January 2019 ... Has played in 46 career games with 28 starts ... Ranks 15th on Baylor's career receiving yards list (1,740) ... Five of 12 career TD catches have been 70 or more yards, four came in 2017 ... Tied for first in BU history with Terrance Williams in career catches of 70 or more yards with five ... Missed final eight games of 2017 with knee injury ... competed for Baylor track and field squad in 2015, 2017 and 2019 ... Earned All-America honors in 4x400m relay in both 2017 and 2019 ... Helped 4x400m team to Big 12 title in 2017 ... completed undergraduate degree in May 2018.

2019 (6-Yr Senior): Tallied 5 receptions for 85 yards, including a 50-yard TD reception, his longest reception since 2017, also rushed for 5 yards on 1 carry at Rice (9/21) ... recorded 1 catch vs. UTSA (9/7), also rushed for a 15-yd TD, his first score of the year, making him just one of four active players in NCAA Division I to score a TD in five different seasons (2015-19) ... started the season opener vs. SFA (8/31) at wide receiver, hauling in one reception for 23 yards.

PLATT CAREER STATISTICS

RECEIVING						
YEAR	G/GS	REC	YD	AVG	TD	LP/OPPONENT
2014			redshirt			
2015	13/1	11	155	14.1	1	42/SMU (TD)
2016	13/9	35	567	16.2	4	89/Oklahoma State (TD)
2017	4/4	16	401	25.1	5	79/at Duke (TD)
2018	13/12	36	511	14.2	1	45/at Oklahoma
2019	3/2	7	106	15.1	1	50/Rice (TD)
CAREER	46/28	105	1,740	16.6	12	89/Oklahoma St. 2016 (TD)

KICK RETURNS						
YEAR	G/GS	NO	YD	AVG	TD	LP/OPPONENT
2014			redshirt			
2015	13/1	13	359	27.6	0	84/West Virginia
2016	13/9	0	0	0.0	0	--
2017	4/4	2	24	12.0	0	14/Liberty
2018	13/12	2	47	23.5	0	24/West Virginia
2019	3/1	0	0	0	0	--
CAREER	46/28	17	430	25.3	0	84/West Virginia (2015)

PUNT RETURNS						
YEAR	G/GS	NO	YD	AVG	TD	LP/OPPONENT
2014			redshirt			
2015	13/1	0	0	0.0	0	--
2016	13/9	0	0	0.0	0	--
2017	4/4	0	0	0.0	0	--
2018	13/12	2	-24	-12.0	0	--
2019	3/1	0	0	0.0	0	--
CAREER	46/28	2	-24	-12.0	0	--

RUSHING						
YEAR	G/GS	ATT	YD	AVG	TD	LP/OPPONENT
2015	13/1	0	0	0.0	0	--
2016	13/9	1	8	8.0	0	8/Kansas
2017	4/4	4	36	9.0	0	26/UTSA
2018	13/12	2	31	15.5	0	19/Kansas
2019	3/1	2	20	10.0	1	15/UTSA
CAREER	46/28	9	95	10.6	1	26/UTSA (2017)

CAREER BESTS
Receptions: 6 vs. Boise State (12/27/16)
Receiving Yards: 148 at Duke (9/16/17)
Longest Reception: 89 vs. Oklahoma State (9/24/16) (TD)
Touchdowns: 2 vs. Oklahoma State (9/24/16); vs. Liberty (9/2/17); at Duke (9/16/17)
100-Yard Games: Season (0); Career (4) (Last vs. Texas Tech, 2018)
200-Yard Games: Season (0); Career (0)



43
ISSAC POWER
 P • 6-1 • 200 • R-FR. • RS
 CASTLE ROCK, COLO. (PONDEROSA HS)

2019 (RS Freshman): At Rice (9/21), punted 3 times for 107 yards (35.7 average) ... vs. UTSA (9/7) punted 3 times for 131 total yards, average of 43.67 per punt with a career-best long of 51 yards, with 1 downed within the 20 yard line ... in the opener vs. SFA (8/31), punted four times for 146 yards, average of 38.6 yards per punt with a career-long punt of 50 yards.

POWER CAREER STATISTICS

PUNTING						
YEAR	G	NO	YDS	AVG	50+	IN20 LP/OPPONENT
2018	1	1	47	47	-	- 47/vs. Vanderbilt
2019	3	10	384	38.4	2	1 51/vs. UTSA
CAREER	4	11	431	39.2	2	1 51/ vs. UTSA (2019)

CAREER BESTS
PUNTING
Punts: 4 vs. SFA (8/31/19)
Punting Yards: 146 vs. SFA (8/31/19)
Longest Punt: 51 vs. UTSA (9/7/19)



99
NOAH RAUSCHENBERG
 K • 6-1 • 203 • FR. • HS
 TULSA, OKLA. (UNION HS)

2019 (Freshman): Boasts a touchback percentage of 83.3 percent on the year (15-of-18) ... missed the Rice contest due to injury ... vs. UTSA (9/7) kicked off nine times for 581 yards, with 7 touchbacks, also made two extra points ... in his collegiate debut vs. SFA (8/31), kicked off 9 times for 8 touchbacks, 585 yards (65.0 yards per kick), along with nailing 2 extra points.

RAUSCHENBERG CAREER STATISTICS

PLACE-KICKING						
YEAR	G	PAT-A	PCT	FG-A	PCT	TP
2019	2	4-4	100.0	0-0	0.00	4

CAREER BESTS
Longest FG: N/A
Most FGs: N/A
Most PATs: 2, 2x, vs. UTSA (9/7/19), vs. SFA (8/31/19)
Most Points: 2, 2x, vs. UTSA (9/7/19), vs. SFA (8/31/19)
Most Kickoffs: 9, 2x, vs. UTSA (9/7/19), vs. SFA (8/31/19)
Most Touchbacks: 8 vs. SFA (8/31/19)

PLAYER SPOTLIGHTS



99
BRAVVION ROY
 DT • 6-1 • 333 • SR. • 3L
 SPRING, TEXAS (SPRING HS)

Senior defensive tackle, one of the strongest players on the team ... Has played in 37 games with 19 starts in his career ... 2019 Preseason All-Big 12 (Athlon, Phil Steele)

2019 (Senior): Started all three games on the season ... at Rice (9/21), collected 5 tackles (4 solo) and forced a fumble, the first of his career that was recovered by the Bears in the victory (9/21) ... vs. UTSA (9/7), finished with 1 tackle and 1 QBH ... started the season opener vs. SFA (8/31) at nose tackle, led the team with 6 total tackles (4 solo), also was credited with 1 QBH.

ROY CAREER STATISTICS									
DEFENSIVE									
YEAR	G/GS	UT	AT	TT	TFL-YD	QBS-YD	FF/FR	QBH	INT-YD
2016	9/1	5	2	7	0-0	0-0	0/0	1	0-0
2017	12/4	16	15	31	3.0-4	0.5-0	0/0	0	0-0
2018	13/11	15	19	34	3.0-7	1.5-4	0/0	0	0-0
2019	3/3	9	3	12	0-0	0-0	1/0	2	0-0
CAREER	37/19	45	39	84	6.0-11	2.0-4	1/0	3	0-0

CAREER BESTS
 Tackles: 8 at Duke (9/16/17)
 Solo Tackles: 4 at Texas (10/13/18)
 Tackles for loss: 1.5, 2x, vs. OSU (11/3/18), at Duke (9/16/17)
 Sacks: 1.5 vs. OSU (11/3/18)
 QB Hurries: 1, 3x, last vs. UTSA (9/7/19)
 Forced Fumbles: 1 at Rice (9/21/19)
 Fumbles Recovered: --
 Safeties: 1 at TCU (11/24/17)



91
ROB SAULIN
 TE/DT • 6-5 • 302 • SO. • 1L
 PENNSVILLE, N.J. (PENNSVILLE MEMORIAL HS)

2019 (Sophomore): Made appearance at Rice (9/7), vs. UTSA (9/7) but did not record a stat in either contest ... made his season debut in the opener vs. SFA (8/31), playing on the offensive side of the ball at tight end.

SAULIN CAREER STATISTICS									
DEFENSIVE									
YEAR	G/GS	UT	AT	TT	TFL-YD	QBS-YD	FF/FR	QBH	INT-YD
2017	4/0	0	0	0	0-0	0-0	0/0	0	0-0
2018	6/0	1	0	1	0-0	0-0	0/0	0	0-0
2019	3/0	0	0	0	0-0	0-0	0/0	0	0-0
CAREER	13/0	1	0	1	0-0	0-0	0/0	0	0-0

RECEIVING									
YEAR	G/GS	REC	YD	AVG	TD	LP/OPPONENT			
2019	4/0	0	0	0.0	0	0/0			
2018	6/0	0	0	0.0	0	0/0			
2019	2/0	0	0	0.0	0	0/0			
CAREER	13/0	0	0	0.0	0	0/0			



13
RJ SNEED
 WR • 6-1 • 200 • SO. • RS
 CYPRESS, TEXAS (CYPRESS RANCH HS)

2019 (Sophomore): Finished with 3 receptions for 24 yards and a long of 15 yards at Rice (9/21) ... had 3 catches for 40 yards vs. UTSA (9/7) ... had a career performance in the season opener vs. SFA (8/31), averaging scoring a career-high 2 touchdowns on a career-best 5 receptions for 57 yards, including a career-long 21-yard TD reception.

SNEED CAREER STATISTICS							
RECEIVING							
YEAR	G/GS	REC	YD	AVG	TD	LP/OPPONENT	
2017	7/1	5	53	10.6	0	19/vs. West Virginia	
2018	3/0	1	4	4.0	0	0/0	
2019	3/2	11	121	11.0	2	21/vs. SFA	
CAREER	13/3	17	178	10.5	2	21/vs. SFA (2019)	

PUNT RETURNS							
YEAR	G/GS	NO	YD	AVG	TD	LP/OPPONENT	
2017	7/1	1	-10	-10.0	0		
2018	3/0	1	-3	-3.0	0		
2019	3/2	1	1	1.0	0	vs. SFA (8/31)	
CAREER	13/3	3	-12	-4.0	0	1/vs. SFA (2019)	

ALL-PURPOSE							
YEAR	G/GS	RUSH	RCV	PR	KR	TOTAL	AVG/G
2017	7/1	0	53	-10	0	43	6.1
2018	3/0	0	0	-3	0	-3	-1.5
2019	3/2	0	97	1	0	98	49.0
CAREER	13/3	0	154	-12	0	142	11.8

CAREER BESTS
 RECEIVING
 Receptions: 5 vs. SFA (8/31/19)
 Receiving Yards: 57 vs. SFA (8/31/19)
 Touchdowns: -- 1 vs. SFA (8/31/19)
 Longest Reception: 21 vs. SFA (8/31/19)



13
RALEIGH TEXADA
 CB • 5-10 • 180 • JR. • 1L
 FRISCO, TEXAS (CENTENNIAL HS)

Speedy corner with coverage skills ... 2019 Preseason All-Big 12 (Phil Steele) ... four PBU in 2018 was second on team ... 2018 All-Big 12 honorable mention selection (coaches) ... Competed as a sprinter on the Baylor track and field team in 2018 and 2019

2019 (Junior): Has started all three games at corner ... finished with a season-high 4 tackles, along with 2 pass breakups at Rice (9/21) ... helped the defense hold UTSA (9/7) to just 14 points, recorded 1 pass breakup ... started the season opener vs. SFA (8/31) at corner, collected 1 tackle on the day.

TEXADA CAREER STATISTICS									
DEFENSIVE									
YEAR	G/GS	UT	AT	TT	TFL-YD	QBS-YD	FF/FR	PD	INT-YD
2016									
								redshirt	
2017	3/0	2	0	2	0-0	0-0	0/0	0	0-0
2018	13/6	23	8	30	1.0-2	0-0	1/0	6	2-0
2019	3/3	4	1	5	0-0	0-0	0/0	3	0-0
CAREER	19/9	30	9	39	1.0-2	0-0	1/0	9	2-0

PLAYER SPOTLIGHTS

CAREER BESTS

Tackles: 9 vs. OSU (11/3/18)
Solo Tackles: 6 vs. OSU (11/3/18)
Tackles for loss: 1.0, at West Virginia (10/25/18)
Interceptions: 1, twice, vs. Texas Tech (11/24/18), at Texas (10/13/18)
Sacks: --
Forced Fumbles: 1, at Iowa State (11/10/18)
Fumbles Recovered: --
QB Hurries: --



38
JORDAN WILLIAMS
 LB • 6-0 • 223 • SR. • 3L
 PARIS, TEXAS (PARIS HS)

Returning starter at WILL linebacker ... has played in 41 games with 15 starts ... 119 career tackles entering 2019 ... completed undergraduate degree in December 2018 ... Was named a season-long team captain, along with OL Sam Tecklenburg.

2019 (Senior): Tallied 3 tackles (2 solo) at Rice (9/21) ... finished tied for second on the team with 5 tackles vs. UTSA (9/7), was also credited with 1 pass breakup ... collected 3 solo tackles in the season opener vs. SFA (8/31).

J. WILLIAMS CAREER STATISTICS

DEFENSIVE									
YEAR	G/GS	UT	AT	TT	TFL-YD	QBS-YD	FF/FR	QBH	INT-YD
2015									
2016	13/1	20	9	29	3.0-9	1.0-3	1/0	0	0-0
2017	12/3	24	14	38	3.0-10	1.0-6	1/0	0	0-0
2018	13/11	28	24	52	4.0-10	0-0	0/0	2	0-0
2019	3/0	8	3	11	0-0	0-0	0/0	0	0-0
CAREER	41/16	80	50	130	10.0-29	2.0-9	2/0	2	0-0

CAREER BESTS

Tackles: 14 at Oklahoma (11/12/16)
Solo Tackles: 9 at Oklahoma (11/12/16)
Tackles-For-Loss: 2.0 vs. Kansas (10/15/16)
Sacks: 1.0 vs. Kansas (10/15/16); vs. Texas Tech (11/11/17)
Forced Fumbles: 1, 2x, at West Virginia (12/3/16); vs. Texas Tech (11/11/17)
Fumbles Recovered: --
Interceptions: --
Pass Breakup: 1, 3X, last vs. Texas Tech (11/24/18)



22
JT WOODS
 S • 6-2 • 190 • SO. • 1L
 SAN ANTONIO, TEXAS (STEELE HS)

Enrolled January 2018 ... competed in the 110m hurdles on the Baylor track and field team in 2019 ... named to the spring 2018 Big 12 Commissioner's Honor Roll.

2019 (Sophomore): Had 1 tackle at Rice (9/21) ... recovered a fumble vs. UTSA (9/7), also made 2 tackles ... made 2 tackles (1 solo) and was credited with 1 QB hurry in the season opener vs. SFA (8/31).

WOODS CAREER STATISTICS

DEFENSIVE									
YEAR	G/GS	UT	AT	TT	TFL-YD	QBS-YD	FF/FR	PBU	INT-YD
2018	13/0	13	5	18	1.0-11	1.0-11	0/0	2	0-0
2019	3/0	2	3	5	0-0	0-0	0/1	0	0-0
CAREER	16/0	15	8	23	1.0-11	1.0-11	0/1	2	0-0

CAREER BESTS

Tackles: 4 at Texas (10/6/18)
Solo Tackles: 3 at Texas (10/6/18)
Tackles-For-Loss: 1.0 vs. Kansas (9/22/18)
Sacks: 1 vs. Kansas (9/22/18)
Pass Breakups: 1, twice, last at Oklahoma (9/29/18)
QB Hurry: 1 vs. SFA (8/31/19)
Interceptions: --
Forced Fumbles: --
Recovered Fumbles: 1 vs. UTSA (9/7/19)



81
TYQUAN THORNTON
 WR • 6-3 • 176 • SO. • 1L
 MIAMI, FLA. (BOOKER T. WASHINGTON HS)

2019 (Sophomore): Hauled in a season-high 3 receptions, including a career-long of 44 yards at Rice (9/21) ... caught one pass for 16-yr pass vs. UTSA (9/7) ... caught his first touchdown pass of the year, a 9-yr reception, his only catch of the day vs. SFA (8/31).

THORNTON CAREER STATISTICS

RECEIVING						
YEAR	G/GS	REC	YD	AVG	TD	LP/OPPONENT
2018	13/2	20	354	17.7	3	41/Texas Tech
2019	3/1	5	95	19.0	1	44/Rice
CAREER	16/3	25	449	18.0	4	44/Rice (2019)

RUSHING						
YEAR	G/GS	ATT	YD	AVG	TD	LP/OPPONENT
2018	13/2	2	2	1.0	0	3/ACU
2019	3/1	0	0	0.0	0	--
CAREER	16/3	2	2	1.0	0	--

KICK RETURNS						
YEAR	G/GS	NO	YD	AVG	TD	LP/OPPONENT
2018	13/2	5	83	16.6	0	26/ACU
2019	3/1	0	0	0.0	0	0/0
CAREER	16/3	5	83	16/6	0	26/ACU (2018)

CAREER BESTS

Receptions: 3, 4x, at Rice (9/21/19), at West Virginia (10/25/18), vs. Kansas (9/22/18); vs. Duke (9/15/18)
Receiving Yards: 92 vs. Duke (9/15/18)
Touchdowns: 1, 4x, last vs. SFA (8/31/19)
Longest Reception: 44 yards at Rice (9/21/19)
100-Yard Games: --
200-Yard Games: --

BAYLOR FOOTBALL 2019

OVERALL: 3-0 (HOME 2-0, ROAD 1-0, NEUTRAL 0-0) | BIG 12 CONFERENCE: 0-0 (HOME 0-0, ROAD 0-0, NEUTRAL 0-0)

RESULTS 3-0 (0-0 BIG 12)

DATE	OPPONENT	RESULT	SCORE	ATTEND.	AP RANK	TV
Aug. 31	STEPHEN F. AUSTIN	W	56-17	43,013	— —	ESPN+
Sept. 7	UTSA	W	63-14	40,274	— —	FSN
Sept. 21	at Rice	W	21-13	20,198	— —	CBSSN
Sept. 28	IOWA STATE					ESPN
Oct. 5	at Kansas State					
Oct. 12	TEXAS TECH					
Oct. 19	at Oklahoma State					
Oct. 31	WEST VIRGINIA					
Nov. 9	at TCU					
Nov. 16	OKLAHOMA					
Nov. 23	TEXAS					
Nov. 30	at Kansas					

TEAM STATISTICS

	BAYLOR	OPPONENTS
SCORING	140	44
Points Per Game	46.7	14.7
Points Off Turnovers	14	6
FIRST DOWNS	75	44
Rushing	35	20
Passing	35	22
Penalty	5	2
RUSHING YARDAGE	760	347
Yards gained rushing	792	427
Yards lost rushing	32	80
Rushing Attempts	111	103
Average Per Rush	6.8	3.4
Average Per Game	253.3	115.7
TDs Rushing	11	5
PASSING YARDAGE	731	438
Comp-Att-Int	62-88-0	51-91-1
Average Per Pass	8.3	4.8
Average Per Catch	11.8	8.6
Average Per Game	243.7	146.0
TDs Passing	8	0
TOTAL OFFENSE	1491	785
Total Plays	199	194
Average Per Play	7.5	4.0
Average Per Game	497.0	261.7
KICK RETURNS: #-Yards	7-131	5-94
PUNT RETURNS: #-Yards	6-101	2-19
INT RETURNS: #-Yards	1-1	0-0
KICK RETURN AVERAGE	18.7	18.8
PUNT RETURN AVERAGE	16.8	9.5
INT RETURN AVERAGE	1.0	0.0
FUMBLES-LOST	6-3	5-2
PENALTIES-Yards	17-140	12-113
Average Per Game	46.7	37.7
PUNTS-Yards	10-384	20-775
Average Per Punt	38.4	38.8
Net punt average	36.5	33.7
KICKOFFS-Yards	23-1477	11-681
Average Per Kick	64.2	61.9
Net kick average	40.6	40.9
TIME OF POSSESSION/Game	28:42	31:18
3RD-DOWN Conversions	21/34	21/52
3rd-Down Pct	62%	40%
4TH-DOWN Conversions	1/2	3/5
4th-Down Pct	50%	60%
SACKS BY-Yards	9-41	3-10
MISC YARDS	0	0
TOUCHDOWNS SCORED	20	5
FIELD GOALS-ATTEMPTS	0-1	3-5
ON-SIDE KICKS	0-0	0-0
RED-ZONE SCORES	(12-13) 92%	(6-8) 75%
RED-ZONE TOUCHDOWNS	(12-13) 92%	(3-8) 38%
PAT-ATTEMPTS	(20-20) 100%	(5-5) 100%
ATTENDANCE	83287	20198
Games/Avg Per Game	2/41644	1/20198
Neutral Site Games		0/0

SCORE BY QUARTERS

	1st	2nd	3rd	4th	Total
Baylor	35	56	28	21	140
Opponents	7	3	10	24	44

RUSHING

	GP	ATT.	GAIN	LOSS	NET	AVG.	TD	LONG	YPG
Lovett, John	3	22	188	2	186	8.5	1	38	62.0
Bohanon, Gerry	2	13	180	3	177	13.6	1	38	88.5
Ebner, Trestan	3	13	121	3	118	9.1	2	55	39.3
Hasty, JaMycal	3	24	88	6	82	3.4	1	21	27.3
Jones, Qualan	2	5	69	1	68	13.6	1	61	34.0
Brewer, Charlie	3	18	77	10	67	3.7	2	25	22.3
Smith, Abram	3	7	33	4	29	4.1	1	15	9.7
Platt, Chris	3	2	20	0	20	10.0	1	15	6.7
Clarke, Jacoby	1	2	7	0	7	3.5	0	4	7.0
Fleeks, Josh	3	2	6	1	5	2.5	1	6	1.7
White, Jonah	1	1	2	0	2	2.0	0	2	2.0
Bullard, Koby	3	1	1	0	1	1.0	0	1	0.3
TM	1	1	0	2	-2	-2.0	0	0	-2.0
Total.....	3	111	792	32	760	6.8	11	61	253.3
Opponents.....	3	103	427	80	347	3.4	5	54	115.7

PASSING

	G	EFF	CMP-ATT-I	PCT	YDS	TD	LONG	AVG/G
Brewer, Charlie	3	178.32	53-74-0	71.6	665	7	50	221.7
Bohanon, Gerry	2	137.26	9-13-0	69.2	66	1	16	33.0
Atkinson, Jared	3	0.00	0-1-0	0.0	0	0	0	0.0
Total.....	3	170.23	62-88-0	70.5	731	8	50	243.7
Opponents.....	3	94.28	51-91-1	56.0	438	0	34	146.0

RECEIVING

	G	NO	YDS	AVG	TD	LONG	AVG/G
Mims, Denzel	3	18	249	13.8	3	35	83.0
Sneed, R.J.	3	11	121	11.0	2	21	40.3
Platt, Chris	3	7	106	15.1	1	50	35.3
Ebner, Trestan	3	6	45	7.5	1	16	15.0
Thornton, Tyquan	3	5	95	19.0	1	44	31.7
Hasty, JaMycal	3	5	20	4.0	0	6	6.7
Fleeks, Josh	3	4	37	9.2	0	12	12.3
Henle, Christoph	3	2	19	9.5	0	11	6.3
Atkinson, Jared	3	1	16	16.0	0	16	5.3
Lovett, John	3	1	13	13.0	0	13	4.3
Bullard, Koby	3	1	8	8.0	0	8	2.7
Baucum, Davis	2	1	2	2.0	0	2	1.0
Total.....	3	62	731	11.8	8	50	243.7
Opponents.....	3	51	438	8.6	0	34	146.0

TOTAL OFFENSE

	G	PLAYS	RUSH	PASS	TOTAL	AVG/G
Brewer, Charlie	3	92	67	665	732	244.0
Bohanon, Gerry	2	26	177	66	243	121.5
Lovett, John	3	22	186	0	186	62.0
Ebner, Trestan	3	13	118	0	118	39.3
Hasty, JaMycal	3	24	82	0	82	27.3
Jones, Qualan	2	5	68	0	68	34.0
Smith, Abram	3	7	29	0	29	9.7
Platt, Chris	3	2	20	0	20	6.7
Clarke, Jacoby	1	2	7	0	7	7.0
Fleeks, Josh	3	2	5	0	5	1.7
White, Jonah	1	1	2	0	2	2.0
Bullard, Koby	3	1	1	0	1	0.3
TM	1	1	-2	0	-2	-2.0
Total.....	3	199	760	731	1491	497.0
Opponents.....	3	194	347	438	785	261.7

BAYLOR FOOTBALL 2019

OVERALL: 3-0 (HOME 2-0, ROAD 1-0, NEUTRAL 0-0) | BIG 12 CONFERENCE: 0-0 (HOME 0-0, ROAD 0-0, NEUTRAL 0-0)

SCORING

	TD	FGS	PATs					SAF	PTS
			KICK	RUSH	RCV	PASS	DXP		
Ebner,Trestan	3	0-0	0-0	0-0	0	0-0	0	0	18
Mims,Denzel	3	0-0	0-0	0-0	0	0-0	0	0	18
Mayers,John	0	0-1	16-16	0-0	0	0-0	0	0	16
Brewer,Charlie	2	0-0	0-0	0-0	0	0-0	0	0	12
Platt,Chris	2	0-0	0-0	0-0	0	0-0	0	0	12
Sneed,R.J.	2	0-0	0-0	0-0	0	0-0	0	0	12
Lovett,John	1	0-0	0-0	0-0	0	0-0	0	0	6
Hasty,JaMycal	1	0-0	0-0	0-0	0	0-0	0	0	6
Thornton,Tyquan	1	0-0	0-0	0-0	0	0-0	0	0	6
Smith,Abram	1	0-0	0-0	0-0	0	0-0	0	0	6
Jones,Qualan	1	0-0	0-0	0-0	0	0-0	0	0	6
Bohanon,Gerry	1	0-0	0-0	0-0	0	0-0	0	0	6
Arnold,Grayland	1	0-0	0-0	0-0	0	0-0	0	0	6
Fleeks,Josh	1	0-0	0-0	0-0	0	0-0	0	0	6
Rauschenberg,Noah	0	0-0	4-4	0-0	0	0-0	0	0	4
Total.....	20	0-1	20-20	0-0	0	0-0	0	0	140
Opponents.....	5	3-5	5-5	0-0	0	0-0	0	0	44

PUNT RETURNS

	NO	YDS	AVG	TD	LONG
Arnold,Grayland	5	100	20.0	1	73
Sneed,R.J.	1	1	1.0	0	1
Total.....	6	101	16.8	1	73
Opponents.....	2	19	9.5	0	17

KICK RETURNS

	NO	YDS	AVG	TD	LONG
Lovett,John	3	65	21.7	0	26
Fleeks,Josh	3	55	18.3	0	25
Hasty,JaMycal	1	11	11.0	0	11
Total.....	7	131	18.7	0	26
Opponents.....	5	94	18.8	0	26

INTERCEPTIONS

	NO	YDS	AVG	TD	LONG
Lynch,Blake	1	1	1.0	0	1
Total.....	1	1	1.0	0	1
Opponents.....	0	0	0.0	0	0

FUMBLE RETURNS

	NO	YDS	AVG	TD	LONG
Total.....	0	0	0.0	0	0
Opponents.....	0	0	0.0	0	0

ALL-PURPOSE YARDS

	G	RUSH	REC	PR	KOR	IR	TOT	AVG/G
Lovett,John	3	186	13	0	65	0	264	88.0
Mims,Denzel	3	0	249	0	0	0	249	83.0
Bohanon,Gerry	2	177	0	0	0	0	177	88.5
Ebner,Trestan	3	118	45	0	0	0	163	54.3
Platt,Chris	3	20	106	0	0	0	126	42.0
Sneed,R.J.	3	0	121	1	0	0	122	40.7
Hasty,JaMycal	3	82	20	0	11	0	113	37.7
Arnold,Grayland	3	0	0	100	0	0	100	33.3
Fleeks,Josh	3	5	37	0	55	0	97	32.3
Thornton,Tyquan	3	0	95	0	0	0	95	31.7
Jones,Qualan	2	68	0	0	0	0	68	34.0
Brewer,Charlie	3	67	0	0	0	0	67	22.3
Smith,Abram	3	29	0	0	0	0	29	9.7
Henle,Christoph	3	0	19	0	0	0	19	6.3
Atkinson,Jared	3	0	16	0	0	0	16	5.3
Bullard,Koby	3	1	8	0	0	0	9	3.0
Clarke,Jacoby	1	7	0	0	0	0	7	7.0
White,Jonah	1	2	0	0	0	0	2	2.0
Baucum,Davis	2	0	2	0	0	0	2	1.0
Lynch,Blake	3	0	0	0	0	1	1	0.3
TM	1	-2	0	0	0	0	-2	-2.0
Total.....	3	760	731	101	131	1	1724	574.7
Opponents.....	3	347	438	19	94	0	898	299.3

PUNTING

	NO	YDS	AVG	LONG	TB	FC	I20	50+	BLKD
Power,Issac	10	384	38.4	51	0	5	1	2	0
Total.....	10	384	38.4	51	0	5	1	2	0
Opponents.....	20	775	38.8	56	0	3	4	4	1

FIELD GOALS

	FGM-FGA	PCT	01-19	20-29	30-39	40-49	50-99	LG	BLK
Mayers,John	0-1	0.0	0-0	0-0	0-1	0-0	0-0	0	0

KICKOFFS

	NO	YDS	AVG	TB	OB	RETN	NET	YDLN
Rauschenberg,Noah	18	1166	64.8	15	0			
Sedwick,Jay	5	311	62.2	3	0			
Total.....	23	1477	64.2	18	0	94	40.6	24
Opponents.....	11	681	61.9	4	0	131	40.9	24

BAYLOR FOOTBALL 2019

OVERALL: 3-0 (HOME 2-0, ROAD 1-0, NEUTRAL 0-0) | BIG 12 CONFERENCE: 0-0 (HOME 0-0, ROAD 0-0, NEUTRAL 0-0)

DEFENSIVE STATISTICS

	GP-GS	SOLO	AST	TOTAL	TFL-YDS	SACKS-YDS	INT-YDS	PBU	QBH	FR-YDS	FF	BLOCK	SAFETY
Johnston, Clay	3-3	12	12	24	4.0-16	1.5-8	.	2
Miller, Chris	3-3	9	6	15	1.5-3
Bernard, Terrel	3-3	6	7	13	.	.	.	1	1
Roy, Bravion	3-3	9	3	12	2	.	1	.	.
Williams, Jordan	3-0	8	3	11	.	.	.	1
Arnold, Grayland	3-3	7	4	11	1.5-2
McVea, Jairo	3-0	5	3	8	1.0-3
Lynch, Blake	3-3	4	4	8	1.5-3	1.0-1	1-1	1	.	.	.	1	.
Black, Henry	3-3	3	5	8
Lockhart, James	3-3	5	3	8	3.0-11	1.0-1	.	1	2	1-0	.	.	.
Lynch, James	3-3	4	2	6	3.5-23	3.0-21	.	.	4
Barnes, Kalon	3-0	3	3	6	0.5-0	.	.	1	.	.	1	.	.
Houston, Jameson	3-3	3	3	6	.	.	.	1
Woods, J.T.	3-0	2	3	5	1	1-0	.	.	.
Texada, Raleigh	3-3	4	1	5	.	.	.	3
Jones, Matt	2-0	1	3	4	0.5-2	0.5-2
Zouzoua, Niadre	3-0	3	1	4	2.0-10	1.0-5
Jackson, Bryson	3-0	.	4	4	1
Morgan, Christian	2-0	1	2	3
Taylor, Bralen	3-0	1	2	3	0.5-1	0.5-1
Williams, Will	3-0	3	.	3	1
Ogbonnaya, Chidi	3-0	2	.	2	1.0-1
Delashaw, Colby	1-0	1	1	2
Utley, Brayden	3-0	1	1	2	0.5-2	0.5-2
Logan, Ashton	3-0	1	1	2
Smith, Abram	3-0	1	1	2
Randolph, Garmon	1-0	1	.	1
Milton, Mark	3-0	.	1	1
Hanspard Jr., Byron	1-0	.	1	1
Maxwell, Cole	1-0	1	.	1
Brown, Zeke	3-0	1	.	1
Hall, Gabe	3-0	1	.
Total.....	3	102	80	182	21-77	9-41	1-1	11	12	2-0	2	2	.
Opponents.....	3	113	58	171	12.0-21	3-10	.	7	13	3-0	3	.	.

BAYLOR FOOTBALL 2019

OVERALL: 3-0 (HOME 2-0, ROAD 1-0, NEUTRAL 0-0) | BIG 12 CONFERENCE: 0-0 (HOME 0-0, ROAD 0-0, NEUTRAL 0-0)

GAME-BY-GAME TEAM STATS

GAME	FINAL SCORE	QUARTERS					1ST DOWNS		RUSHING		PASSING		TOT OFF		PUNTS		PEN		3RD	4TH	RED	SACKS	FIELD	POSSESSION TIME																
		1	2	3	4	OT	R-P	PE	TOT	NO	YDS	TD	C-A	I	YDS	TD	ATT	YDS	NO	AVG	F-FL	NO	YDS	DNS	DNS	ZONE	NO	YDS	GOALS	1	2	3	4	TOT						
Baylor	56	14	21	14	7	15	13	2	30	37	268	4	26	37	0	250	4	74	518	4	36.5	2	1	5	30	8	13	1	1	6	6	3	15	0	0	5:28	9:39	6:45	8:01	29:53
Stephen F. Austin	17	7	0	0	10	7	6	0	13	32	119	2	16	30	1	62	277	8	31.0	0	0	4	5	0	6	16	0	0	3	4	0	0	1	2	9:32	5:21	8:15	6:59	30:07	
Baylor	63	14	21	14	14	13	9	3	25	39	368	5	16	23	0	178	3	62	546	3	43.7	1	0	6	50	6	9	0	0	5	5	3	10	0	0	6:30	8:08	6:28	7:23	28:29
UTSA	14	0	0	7	7	6	7	1	14	36	164	2	17	30	0	102	0	66	266	8	43.0	3	1	7	58	7	18	2	3	1	1	2	0	0	8:30	6:52	8:32	7:37	31:31	
Baylor	21	7	14	0	0	7	13	0	20	35	124	2	20	28	0	303	1	63	427	3	35.7	3	2	6	60	7	12	0	1	1	2	3	16	0	1	9:57	5:13	5:00	7:35	27:45
at Rice	13	0	3	3	7	7	9	1	17	35	64	1	18	31	0	178	0	66	242	4	45.8	2	1	5	18	1	2	2	3	8	2	2	5:03	9:47	10:00	7:25	32:15			

Baylor

Iowa State

Baylor

at Kansas State

Baylor

Texas Tech

Baylor

at Oklahoma State

Baylor

West Virginia

Baylor

at TCU

Baylor

Oklahoma

Baylor

Texas

Baylor

at Kansas

GAME-BY-GAME OFFENSIVE STARTERS

OPPONENT	WR	LT	LG	C	RG	RT	TE	WR	QB	RB	WR	WR
SFA	Mims	Galvin	Tecklenburg	Fruhmorgan	Pines	Bedier	—	M. Jones	C. Brewer	Hasty	Sneed	Platt
UTSA	Mims	Galvin	Tecklenburg	Fruhmorgan	Pines	Bedier	Henle	M. Jones	C. Brewer	Ebner	Sneed	—
at Rice	Mims	Galvin	Tecklenburg	Fruhmorgan	Pines	Bedier	Henle	Thornton	C. Brewer	Lovett	Platt	—

Iowa State

at Kansas State

Texas Tech

at Oklahoma State

West Virginia

at TCU

Oklahoma

Texas

at Kansas

GAME-BY-GAME DEFENSIVE STARTERS

OPPONENT	END	NT	END	WLB	MLB	SLB	RLB	CB	S	S	CB
SFA	Lockhart	Roy	J. Lynch	Bernard	Johnston	B. Lynch	Black	Houston	Arnold	Miller	Texada
UTSA	Lockhart	Roy	J. Lynch	Bernard	Johnston	B. Lynch	Black	Houston	Arnold	Miller	Texada
at Rice	Lockhart	Roy	J. Lynch	Bernard	Johnston	B. Lynch	Black	Houston	Arnold	Miller	Texada

Iowa State

at Kansas State

Texas Tech

at Oklahoma State

West Virginia

at TCU

Oklahoma

Texas

at Kansas

BAYLOR FOOTBALL 2019

OVERALL: 3-0 (HOME 2-0, ROAD 1-0, NEUTRAL 0-0) | BIG 12 CONFERENCE: 0-0 (HOME 0-0, ROAD 0-0, NEUTRAL 0-0)

GAME-BY-GAME PASSING

CHARLIE BREWER	CMP	ATT	INT	PCT	YDS	TD	LONG	SACKS	EFF.	GERRY BOHANON	CMP	ATT	INT	PCT	YDS	TD	LONG	SACKS	EFF.
Stephen F. Austin	21	31	0	67.7	199	3	23	0	153.60	Stephen F. Austin	5	6	0	83.3	51	1	16	0	209.73
UTSA	12	16	0	75.0	163	3	30	0	222.45	UTSA	4	7	0	57.1	15	0	13	1	75.14
at Rice	20	27	0	74.1	303	1	50	2	180.56	at Rice	DNP								
Iowa State																			
at Kansas State																			
Texas Tech																			
at Oklahoma State																			
West Virginia																			
at TCU																			
Oklahoma																			
Texas																			
at Kansas																			

GAME-BY-GAME RUSHING (No.-Yards-TDs)

PLAYER	NO-YDS-TD	SFA	UTSA	at Rice	ISU	at KSU	TTU	at OSU	WVU	at TCU	OU	UT	at KU
Lovett, John	22-186-1	8-108-1	9-69-0	5-9-0									
Bohanon, Gerry	13-177-1	6-84-0	7-93-1	DNP									
Ebner, Trestan	13-118-2	2-32-2	4-76-0	7-10-0									
Hasty, JaMycal	24-82-1	10-25-0	7-18-1	7-39-0									
Jones, Qualan	5-68-1	3-5-0	2-63-1	DNP									
Brewer, Charlie	18-67-2	2-(-1)-0	4-10-1	12-58-1									
Smith, Abram	7-29-1	4-8-1	3-21-0	0-0-0									
Platt, Chris	2-20-1	0-0-0	1-15-1	1-5-0									
Clarke, Jacoby	2-7-0	2-7-0	DNP	DNP									
Fleeks, Josh	2-5-1	0-0-0	0-0-0	2-5-1									
White, Jonah	1-2-0	DNP	1-2-0	DNP									
Bullard, Koby	1-1-0	0-0-0	1-1-0	0-0-0									

GAME-BY-GAME RECEIVING (No.-Yards-TDs)

PLAYER	NO-YDS-TD	SFA	UTSA	at Rice	ISU	at KSU	TTU	at OSU	WVU	at TCU	OU	UT	at KU
Mims, Denzel	18-249-3	5-46-0	7-101-3	6-102-0									
Sneed, R.J.	11-121-2	5-57-2	3-40-0	3-24-0									
Platt, Chris	7-106-1	1-23-0	1-(-2)-0	5-85-1									
Thornton, Tyquan	5-95-1	1-9-1	1-16-0	3-70-0									
Ebner, Trestan	6-45-1	5-40-1	0-0-0	1-5-0									
Fleeks, Josh	4-37-0	4-37-0	0-0-0	0-0-0									
Hasty, JaMycal	5-20-0	2-6-0	2-8-0	1-6-0									
Henle, Christoph	2-19-0	1-8-0	0-0-0	1-11-0									
Atkinson, Jared	1-16-0	1-16-0	0-0-0	0-0-0									
Lovett, John	1-13-0	0-0-0	1-13-0	0-0-0									
Bullard, Koby	1-8-0	1-8-0	0-0-0	0-0-0									
Baucum, Davis	1-2-0	0-0-0	1-2-0	DNP									

GAME-BY-GAME KICKING

JOHN MAYERS	PAT	ATT	PCT	FG	ATT	PCT	LONG	PTS
Stephen F. Austin	6	6	100.0	—	—	—	—	6
UTSA	7	7	100.0	—	—	—	—	7
at Rice	3	3	100.0	0	1	0.0	—	3
Iowa State								
at Kansas State								
Texas Tech								
at Oklahoma State								
West Virginia								
at TCU								
Oklahoma								
Texas								
at Kansas								

GAME-BY-GAME PUNTING

ISAAC POWER	NO	YDS	AVG	LONG	I20	TB	50+	60+
Stephen F. Austin	4	146	36.5	50	0	0	1	0
UTSA	3	131	43.7	51	1	0	1	0
at Rice	3	107	35.7	43	0	0	0	0
Iowa State								
at Kansas State								
Texas Tech								
at Oklahoma State								
West Virginia								
at TCU								
Oklahoma								
Texas								
at Kansas								

NOAH RAUSCHENBURG PAT ATT PCT FG ATT PCT LONG PTS

Stephen F. Austin	2	2	100.0	—	—	—	—	2
UTSA	2	2	100.0	—	—	—	—	2
at Rice	DNP							
Iowa State								
at Kansas State								
Texas Tech								
at Oklahoma State								
West Virginia								
at TCU								
Oklahoma								
Texas								
at Kansas								

BAYLOR FOOTBALL 2019

OVERALL: 3-0 (HOME 2-0, ROAD 1-0, NEUTRAL 0-0) | BIG 12 CONFERENCE: 0-0 (HOME 0-0, ROAD 0-0, NEUTRAL 0-0)

GAME-BY-GAME TACKLES (UT-AT-TOT)

PLAYER	UT-AT-TOTAL	SFA	UTSA	at Rice	ISU	at KSU	TTU	at OSU	WVU	at TCU	OU	UT	at KU
Johnston, Clay	12-12-24	3-2-5	2-4-6	7-6-13									
Miller, Chris	9-6-15	4-1-5	2-3-5	3-2-5									
Bernard, Terrel	6-7-13	2-2-4	1-3-4	3-2-5									
Roy, Bravion	9-3-12	4-2-6	1-0-1	4-1-5									
Williams, Jordan	8-3-11	3-0-3	3-2-5	2-1-3									
Arnold, Grayland	7-4-11	2-2-4	3-0-3	2-2-4									
McVea, Jairon	5-3-8	2-0-2	2-2-4	1-1-2									
Lockhart, James	5-3-8	1-0-1	1-2-3	3-1-4									
Lynch, Blake	4-4-8	1-1-2	1-1-2	2-2-4									
Black, Henry	3-5-8	1-0-1	2-3-5	0-2-2									
Lynch, James	4-2-6	1-1-2	1-1-2	2-0-2									
Barnes, Kalon	3-3-6	0-1-1	2-2-4	1-0-1									
Houston, Jameson	3-3-6	0-0-0	1-1-2	2-2-4									
Texada, Raleigh	4-1-5	0-1-1	0-0-0	4-0-4									
Woods, J.T.	2-3-5	1-1-2	1-1-2	0-1-1									
Zouzoua, Niadre	3-1-4	2-0-2	1-1-2	0-0-0									
Jones, Matt	1-3-4	1-2-3	0-1-1	DNP									
Jackson, Bryson	0-4-4	0-3-3	0-1-1	0-0-0									
Williams, Will	3-0-3	2-0-2	1-0-1	0-0-0									
Taylor, Bralen	1-2-3	1-0-1	0-2-2	0-0-0									
Morgan, Christian	1-2-3	0-0-0	0-0-0	1-2-3									
Ogbonnaya, Chidi	2-0-2	0-0-0	1-0-1	1-0-1									
Delashaw, Colby	1-1-2	1-1-2	DNP	DNP									
Uitley, Brayden	1-1-2	1-1-2	0-0-0	0-0-0									
Smith, Abram	1-1-2	1-0-1	0-0-0	0-1-1									
Logan, Ashton	1-1-2	0-0-0	1-1-2	0-0-0									
Randolph, Garmon	1-0-1	1-0-1	0-0-0	DNP									
Brown, Zeke	1-0-1	0-0-0	1-0-1	0-0-0									
Maxwell, Cole	1-0-1	DNP	1-0-1	DNP									
Hanspard, Byron	0-1-1	0-1-1	DNP	DNP									
Milton, Mark	0-1-1	0-0-0	0-1-1	0-0-0									

GAME-BY-GAME TACKLES FOR LOSS (TFL-YADS)

PLAYER	TFL-YDS	SFA	UTSA	at Rice	ISU	at KSU	TTU	at OSU	WVU	at TCU	OU	UT	at KU
Johnston, Clay	4.0-16	0.5-3	1.5-8	2.0-5									
Lynch, James	3.5-23	1.5-8	0.0-0	2.0-15									
Lockhart, James	3.0-11	1.0-6	0.0-0	2.0-5									
Zouzoua, Niadre	2.0-10	1.0-5	1.0-5	0.0-0									
Lynch, Blake	1.5-3	0.5-2	1.0-1	0.0-0									
Miller, Chris	1.5-3	0.5-1	0.0-0	1.0-2									
Arnold, Grayland	1.5-2	0.5-1	0.0-0	1.0-1									
McVea, Jairon	1.0-3	1.0-3	0.0-0	0.0-0									
Ogbonnaya, Chidi	1.0-1	0.0-0	1.0-1	0.0-0									
Jones, Matt	0.5-2	0.5-2	0.0-0	DNP									
Uitley, Brayden	0.5-2	0.5-2	0.0-0	0.0-0									
Taylor, Bralen	0.5-1	0.0-0	0.5-1	0.0-0									
Barnes, Kalon	0.5-0	0.5-0	0.0-0	0.0-0									

GAME-BY-GAME SACKS (SACKS-YADS)

PLAYER	SACKS-YDS	SFA	UTSA	at Rice	ISU	at KSU	TTU	at OSU	WVU	at TCU	OU	UT	at KU
Lynch, James	3.0-21	1.0-6	0.0-0	2.0-15									
Johnston, Clay	1.5-8	0.0-0	1.5-8	0.0-0									
Zouzoua, Niadre	1.0-5	1.0-5	0.0-0	0.0-0									
Lynch, Blake	1.0-1	0.0-0	1.0-1	0.0-0									
Lockhart, James	1.0-1	0.0-0	0.0-0	1.0-1									
Jones, Matt	0.5-2	0.5-2	0.0-0	DNP									
Uitley, Brayden	0.5-2	0.5-2	0.0-0	0.0-0									
Taylor, Bralen	0.5-1	0.0-0	0.5-1	0.0-0									

BAYLOR FOOTBALL 2019

OVERALL: 3-0 (HOME 2-0, ROAD 1-0, NEUTRAL 0-0) | BIG 12 CONFERENCE: 0-0 (HOME 0-0, ROAD 0-0, NEUTRAL 0-0)

SCORING DRIVES

OPPONENT	PLAYS	YDS	DRIVE		DRIVE	
			TIME	CLOCK	START	PLAY
Stephen F. Austin	6	45	1:34	1st/11:48	SFA45	Ebner 16 pass from Brewer
Stephen F. Austin	5	46	1:51	1st/8:13	SFA46	Sneed 11 pass from Brewer
Stephen F. Austin	6	34	2:20	2nd/10:53	SFA34	Ebner 21 rush
Stephen F. Austin	7	81	2:34	2nd/6:48	BU19	Ebner 11 rush
Stephen F. Austin	8	45	3:11	2nd/2:20	SFA45	Lovett 19 rush
Stephen F. Austin	4	75	1:20	3rd/13:40	BU25	Sneed 21 pass from Brewer
Stephen F. Austin	6	63	2:39	3rd/10:07	BU37	Thornton 9 pass from Bohanon
Stephen F. Austin	11	80	6:50	4th/4:26	BU20	A. Smith 9 rush
UTSA	4	70	1:23	1st/8:22	BU30	Mims 9 pass from Brewer
UTSA	9	79	3:50	1st/0:43	BU21	Brewer 5 rush
UTSA	8	72	4:02	2nd/9:27	BU28	Mims 30 pass from Brewer
UTSA*	—	—	—	2nd/7:09	—	Arnold 73 punt return
UTSA	9	75	4:06	2nd/1:30	BU25	Mims 25 pass from Brewer
UTSA	8	70	3:35	3rd/11:25	BU30	Bohanon 3 rush
UTSA	6	82	2:50	3rd/6:11	BU18	Hasty 1 rush
UTSA	2	16	0:43	4th/8:30	UTSA16	Platt 15 rush
UTSA	3	65	1:37	4th/5:33	BU35	Q. Jones 61 rush
at Rice	9	86	4:01	1st/3:12	BU14	Fleeks 6 rush
at Rice	7	84	3:07	2nd/5:02	BU16	Platt 50 pass from Brewer
at Rice	5	74	0:29	2nd/0:15	BU26	Brewer 25 rush
AVERAGE DRIVE	6.5	65.4	2:44			

* - not counted toward average drive length

DRIVES SUPERLATIVES

MOST PLAYS:	11 vs. SFA (TD)	FEWEST PLAYS:	2 vs. UTSA (TD)
MOST YARDS:	86 at Rice (TD)	FEWEST YARDS:	16 vs. UTSA (TD)
LONGEST TIME:	6:50 vs. SFA (TD)	SHORTEST TIME:	0:29 at Rice (TD)

LONG PLAYS FROM SCRIMMAGE (25-Plus Yards)

YDS	PLAY	OPPONENT (QTR)
61	Q. Jones rush [TD]	UTSA (4th)
55	Ebner rush	UTSA (1st)
50	Platt pass from Brewer [TD]	at Rice (2nd)
44	Thornton pass from Brewer	at Rice (3rd)
38	Lovett rush	Stephen F. Austin (3rd)
38	Bohanon rush	UTSA (3rd)
35	Mims pass from Brewer	at Rice (1st)
34	Bohanon rush	Stephen F. Austin (4th)
34	Bohanon rush	UTSA (3rd)
30	Mims pass from Brewer [TD]	UTSA (2nd)
26	Mims pass from Brewer [TD]	UTSA (2nd)
25	Brewer rush [TD]	at Rice (2nd)

MISCELLANEOUS INFORMATION

OPPONENT	BAYLOR CAPTAINS	COIN TOSS	BAYLOR KO/REC	BAYLOR FIRST PLAY	OPP. FIRST POSSESSION	KICKOFF TIME (SITE)	GAME LENGTH	BU UNIFORM	GAME TIME TEMP	SURFACE	RESULT
Stephen F. Austin	Houston, Sneed, Tecklenburg, J. Williams	BU	KO	Mims 8 pass from Brewer	Punt	6:05 pm	3:18	Green/Green/Green	91	Turf	W, 56-17
UTSA	Fruhormorgen, Roy, Tecklenburg, J. Williams	BU	KO	Mims 1 pass from Brewer	Punt	3:05 pm	3:16	Green/Green/Green	101	Turf	W, 63-14
at Rice	Black, Platt, Tecklenburg, J. Williams	RU	REC	Platt 5 rush	Punt	6:07 pm	3:35	White/White/White	86	Turf	W, 21-13
Iowa State											
at Kansas State											
Texas Tech											
at Oklahoma State											
West Virginia											
at TCU											
Oklahoma											
Texas											
at Kansas											

BAYLOR FOOTBALL 2019

OVERALL: 3-0 (HOME 2-0, ROAD 1-0, NEUTRAL 0-0) | BIG 12 CONFERENCE: 0-0 (HOME 0-0, ROAD 0-0, NEUTRAL 0-0)

BAYLOR SUPERLATIVES

INDIVIDUAL		
Rushes	12	Brewer, Charlie at Rice (Sep 21, 2019)
Yards Rushing	108	Lovett, John vs SFA (Aug 31, 2019)
TD Rushes	2	Ebner, Trestan vs SFA (Aug 31, 2019)
Long Rush	61	Jones, Qualan vs UTSA (Sep 07, 2019)
Pass attempts	31	Brewer, Charlie vs SFA (Aug 31, 2019)
Pass completions	21	Brewer, Charlie vs SFA (Aug 31, 2019)
Yards Passing	303	Brewer, Charlie at Rice (Sep 21, 2019)
TD Passes	3	Brewer, Charlie vs SFA (Aug 31, 2019) Brewer, Charlie vs UTSA (Sep 07, 2019)
Long Pass	50	Brewer, Charlie at Rice (Sep 21, 2019)
Receptions	7	Mims, Denzel vs UTSA (Sep 07, 2019)
Yards Receiving	102	Mims, Denzel at Rice (Sep 21, 2019)
TD Receptions	3	Mims, Denzel vs UTSA (Sep 07, 2019)
Long Reception	50	Platt, Chris at Rice (Sep 21, 2019)
Field Goals	0	
Long Field Goal	0	
Punts	4	Power, Issac vs SFA (Aug 31, 2019)
Punting Avg	43.7	Power, Issac vs UTSA (Sep 07, 2019)
Long Punt	51	Power, Issac vs UTSA (Sep 07, 2019)
Punts inside 20	1	Power, Issac vs UTSA (Sep 07, 2019)
Long Punt Return	73	Arnold, Grayland vs UTSA (Sep 07, 2019)
Long Kickoff Return	26	Lovett, John vs UTSA (Sep 07, 2019)
Tackles	13	Johnston, Clay at Rice (Sep 21, 2019)
Sacks	2.0	Lynch, James at Rice (Sep 21, 2019)
Tackles For Loss	2.0	Johnston, Clay at Rice (Sep 21, 2019) Lockhart, James at Rice (Sep 21, 2019) Lynch, James at Rice (Sep 21, 2019)
Interceptions	1	Lynch, Blake vs SFA (Aug 31, 2019)

TEAM

Rushes	39	vs UTSA (Sep 07, 2019)
Yards Rushing	368	vs UTSA (Sep 07, 2019)
Yards Per Rush	9.4	vs UTSA (Sep 07, 2019)
TD Rushes	5	vs UTSA (Sep 07, 2019)
Pass attempts	37	vs SFA (Aug 31, 2019)
Pass completions	26	vs SFA (Aug 31, 2019)
Yards Passing	303	at Rice (Sep 21, 2019)
Yards Per Pass	10.8	at Rice (Sep 21, 2019)
TD Passes	4	vs SFA (Aug 31, 2019)
Total Plays	74	vs SFA (Aug 31, 2019)
Total Offense	546	vs UTSA (Sep 07, 2019)
Yards Per Play	8.8	vs UTSA (Sep 07, 2019)
Points	63	vs UTSA (Sep 07, 2019)
Sacks By	3	vs SFA (Aug 31, 2019) vs UTSA (Sep 07, 2019) at Rice (Sep 21, 2019)
First Downs	30	vs SFA (Aug 31, 2019)
Penalties	6	vs UTSA (Sep 07, 2019); at Rice (Sep 21, 2019)
Penalty Yards	60	at Rice (Sep 21, 2019)
Turnovers	2	at Rice (Sep 21, 2019)
Interceptions By	1	vs SFA (Aug 31, 2019)
Punts	4	vs SFA (Aug 31, 2019)
Punting Avg	43.7	vs UTSA (Sep 07, 2019)
Long Punt	51	vs UTSA (Sep 07, 2019)
Punts inside 20	1	vs UTSA (Sep 07, 2019)
Long Punt Return	73	vs UTSA (Sep 07, 2019)

RED ZONE

OPPONENT	TIMES IN			RUSH TDS	PASS TDS	FGS	FAILED TO SCORE INSIDE 20								
	SCORE	RED ZONE	SCORES				POINTS	TDS	FGA	DOWN	INT	FUM	PUNT	HALF	GAME
Stephen F. Austin	56-17	6	6	42	6	3	3	0	0	0	0	0	0	0	0
UTSA	63-14	5	5	35	5	4	1	0	0	0	0	0	0	0	0
at Rice	21-13	2	1	7	1	1	0	0	1	0	0	0	0	0	0
Iowa State															
at Kansas State															
Texas Tech															
at Oklahoma State															
West Virginia															
at TCU															
Oklahoma															
Texas															
at Kansas															
Totals		13	12	84	12	8	4	0	1	0	0	0	0	0	0
Opponents		8	6	29	3	3	0	3	4	1	0	0	0	0	0

SEASON PCT. (OVERALL): 12 of 13 (92%) SEASON PCT. (TDS): 12 of 13 (92%)
 SEASON PCT. (NO SCORE): 1 of 13 (8%) SEASON PCT. (FGS): 0 of 13 (0%)

OPPONENT SUPERLATIVES

INDIVIDUAL		
Rushes	14	Walter, Aston, at Rice (Sep 21, 2019)
Yards Rushing	87	McCormick, S., vs UTSA (Sep 07, 2019)
TD Rushes	2	McCormick, S., vs UTSA (Sep 07, 2019)
Long Rush	54	McCormick, S., vs UTSA (Sep 07, 2019)
Pass attempts	29	Self, Trae, vs SFA (Aug 31, 2019)
Pass completions	15	Self, Trae, vs SFA (Aug 31, 2019) Harris, Frank, vs UTSA (Sep 07, 2019)
Yards Passing	140	Self, Trae, vs SFA (Aug 31, 2019)
TD Passes	0	
Long Pass	34	Self, Trae, vs SFA (Aug 31, 2019)
Receptions	7	Rozner, Brad, at Rice (Sep 21, 2019)
Yards Receiving	100	Rozner, Brad, at Rice (Sep 21, 2019)
TD Receptions	0	
Long Reception	34	Gipson, Xavier, vs SFA (Aug 31, 2019)
Field Goals	2	Harrison, Will, at Rice (Sep 21, 2019)
Long Field Goal	32	Ruiz, Storm, vs SFA (Aug 31, 2019)
Punts	8	Dean, Lucas, vs UTSA (Sep 07, 2019)
Punting Avg	48.0	Nunez, Adam, at Rice (Sep 21, 2019)
Long Punt	56	Dean, Lucas, vs UTSA (Sep 07, 2019)
Punts inside 20	2	Quick, Max, vs SFA (Aug 31, 2019)
Long Punt Return	17	Bentley, Romell, vs SFA (Aug 31, 2019)
Long Kickoff Return	26	Trammell, A., at Rice (Sep 21, 2019)
Tackles	10	Jones, Quin, vs SFA (Aug 31, 2019)
Sacks	1.0	Wisdom, Rashad, vs UTSA (Sep 07, 2019)
Tackles For Loss	2.0	Aldredge, B., at Rice (Sep 21, 2019)
Interceptions	0	

TEAM

Rushes	36	vs UTSA (Sep 07, 2019)
Yards Rushing	164	vs UTSA (Sep 07, 2019)
Yards Per Rush	4.6	vs UTSA (Sep 07, 2019)
TD Rushes	2	vs SFA (Aug 31, 2019); vs UTSA (Sep 07, 2019)
Pass attempts	31	at Rice (Sep 21, 2019)
Pass completions	18	at Rice (Sep 21, 2019)
Yards Passing	178	at Rice (Sep 21, 2019)
Yards Per Pass	5.7	at Rice (Sep 21, 2019)
TD Passes	0	
Total Plays	66	vs UTSA (Sep 07, 2019); at Rice (Sep 21, 2019)
Total Offense	277	vs SFA (Aug 31, 2019)
Yards Per Play	4.5	vs SFA (Aug 31, 2019)
Points	17	vs SFA (Aug 31, 2019)
Sacks By	2	at Rice (Sep 21, 2019)
First Downs	17	at Rice (Sep 21, 2019)
Penalties	7	vs UTSA (Sep 07, 2019)
Penalty Yards	58	vs UTSA (Sep 07, 2019)
Turnovers	1	three times
Interceptions By	0	
Punts	8	vs SFA (Aug 31, 2019); vs UTSA (Sep 07, 2019)
Punting Avg	45.8	at Rice (Sep 21, 2019)
Long Punt	56	vs UTSA (Sep 07, 2019)
Punts inside 20	2	vs SFA (Aug 31, 2019)
Long Punt Return	17	vs SFA (Aug 31, 2019)

BAYLOR ROSTER

ALPHABETICAL ROSTER

NO.	PLAYER, POS.
1	Grayland Arnold, CB
16	Jared Atkinson, WR
12	Kalon Barnes, CB
18	Brandon Bass, QB
29	Davis Baucum, WR
30	Will Baxter, WR
56	Blake Bedier, OL
36	Ricardo Benitez, CB
26	Terrel Bernard, LB
8	Henry Black, S
11	Gerry Bohanon, QB
16	Bo Brewer, QB
12	Charlie Brewer, QB
32	Tyrone Brown, LB
23	Zeke Brown, CB
38	Koby Bullard, FB
31	Jacoby Clarke, RB
41	Jake Copeland, LB
39	Colby Delashaw, S
73	Davis DiVall, OL
44	Dru Dixon, RB
25	Trestan Ebner, RB
75	Elijah Ellis, OL
84	Jaylen Ellis, WR
21	Josh Fleeks, WR
90	TJ Franklin, DT
63	Jake Fruhmorgen, OL
76	Connor Galvin, OL
65	Blake George, OL
37	Cody George, TE
80	Jackson Gleeson, WR
95	Gabe Hall, DT
25	Byron Hanspard, Jr., CB
6	JaMycal Hasty, RB
82	Tyler Henderson, TE
87	Christoph Henle, TE
18	Gavin Holmes, WR
11	Jameson Houston, CB
45	Bryson Jackson, LB
4	Clay Johnston, LB
66	Colby Johnston, OL
84	Marques Jones, WR
52	Matt Jones, LB
27	Qualan Jones, RB
61	Khalil Keith, OL
70	Jackson Kimble, OL
78	Henry Klinge III, OL
92	Josh Landry, DT
47	Alex Lanham, CB
9	James Lockhart, DE
50	Ashton Logan, LB
48	Collin Losack, S
7	John Lovett, RB
2	Blake Lynch, LB
93	James Lynch, DT
50	Paul Matavao-Poialli, OL
46	Ross Maticcik, LS
96	Cole Maxwell, DT
95	John Mayers, K
17	Garret McGuire, QB
58	Michael McNair, LB
42	Jairon McVea, S
3	Chris Miller, S
64	Ryan Miller, DT
37	Mark Milton, CB
5	Denzel Mims, WR
15	Tripp Mitchell, WR
77	Jason Moore, OL

NUMERICAL ROSTER

No.	Name	Pos.	Ht.	Wt.	Class.	Exp.	Hometown / Previous
1	Grayland Arnold	CB	5-10	190	Jr.	2L	Kountze, Texas / Kountze HS
2	Blake Lynch	LB	6-3	225	Sr.	3L	Gilmer, Texas / Gilmer HS
3	Chris Miller	S	6-0	191	Sr.	3L	Frisco, Texas / Lone Star HS
4	Clay Johnston	LB	6-1	232	Sr.	3L	Abilene, Texas / Wylie HS
5	Denzel Mims	WR	6-3	215	Sr.	3L	Daingerfield, Texas / Daingerfield HS
6	JaMycal Hasty	RB	5-9	205	Sr.	3L	Longview, Texas / Longview HS
7	John Lovett	RB	6-0	212	Jr.	2L	Burlington, N.J. / Cherokee HS
8	Henry Black	S	6-0	206	Sr.	3L	Shreveport, La. / Woodlawn HS
9	James Lockhart	DE	6-2	263	Sr.	1L	Ennis, Texas / Ennis HS / Texas A&M
11	Gerry Bohanon	QB	6-3	221	R-Fr.	RS	Earle, Ark. / Earle HS
11	Jameson Houston	CB	5-11	200	Sr.	3L	Austin, Texas / St. Michael's Academy
12	Kalon Barnes	CB	6-0	186	So.	1L	Silsbee, Texas / Silsbee HS
12	Charlie Brewer	QB	6-1	206	Jr.	2L	Austin, Texas / Lake Travis HS
13	R.J. Sneed	WR	6-1	200	So.	1L	Cypress, Texas / Cypress Ranch HS
13	Raleigh Texada	CB	5-10	180	Jr.	1L	Frisco, Texas / Centennial HS
14	Chris Platt	WR	5-11	172	Gr.	4L	Willis, Texas / Willis HS
14	Jacob Zeno	QB	6-1	204	Fr.	HS	San Antonio, Texas / John Jay HS
15	Tripp Mitchell	WR/QB	6-1	190	Fr.	HS	Camarillo, Calif. / Oaks Christian HS
15	Christian Morgan	S	6-1	211	So.	1L	Houston, Texas / Porter HS
16	Jared Atkinson	WR	6-3	216	Jr.	2L	Mesquite, Texas / Horn HS
16	Bo Brewer	QB	5-11	190	Fr.	HS	Richardson, Texas / Pearce HS
17	Garret McGuire	QB	5-10	185	So.	SQ	Cedar Hill, Texas / Cedar Hill HS
18	Brandon Bass	QB	5-10	190	R-Fr.	RS	Addison, Texas / Trinity Christian
18	Gavin Holmes	WR	5-11	193	So.	1L	Justin, Texas / Northwest HS
19	Yusuf Terry	WR	6-3	189	Fr.	HS	Philadelphia, Pa. / Imhotep Institute Charter
20	Craig Williams	RB	5-8	173	R-Fr.	RS	Crosby, Texas / Crosby HS
20	Brandon White	CB	6-0	181	Fr.	HS	Amarillo, Texas / Tascosa HS
21	Josh Fleeks	WR	5-11	188	So.	1L	Dallas, Texas / Cedar Hill HS
22	JT Woods	S	6-2	190	So.	1L	San Antonio, Texas / Steele HS
23	Zeke Brown	CB	6-0	180	Jr.	1L	Midlothian, Texas / Midlothian HS
24	Jalen Pitre	LB	6-0	212	Jr.	2L	Stafford, Texas / Stafford HS
25	Trestan Ebner	RB	5-11	208	Jr.	2L	Henderson, Texas / Henderson HS
25	Byron Hanspard, Jr.	CB	6-0	181	R-Fr.	RS	DeSoto, Texas / DeSoto HS
26	Terrel Bernard	LB	6-1	222	So.	1L	La Porte, Texas / La Porte HS
27	Qualan Jones	RB	5-11	230	Fr.	HS	Grand Prairie, Texas / Trinity Christian
28	Abram Smith	RB	5-11	205	So.	1L	Abilene, Texas / Abilene HS
29	Davis Baucum	WR	5-10	189	R-Fr.	TR	Mesquite, Texas / Dallas Christian / Jacksonville
30	Will Baxter	S	6-0	193	R-Fr.	RS	Amarillo, Texas / Tascosa HS
30	Hakeem Vance	S	6-1	207	Fr.	HS	Olive Branch, Miss. / Hattiesburg HS
31	Jacoby Clarke	RB	6-0	195	Fr.	HS	The Woodlands, Texas / HS
31	Griffin Speaks	S	6-0	185	Fr.	HS	Auburn, Ala. / HS
32	Tyrone Brown	LB	6-4	205	Fr.	HS	Beaumont, Texas / Beaumont United HS
32	Skyler Wetzel	RB	5-9	190	Jr.	TR	San Antonio, Texas / Reagan HS / Tarleton St.
33	Jonah White	RB	6-0	208	Fr.	HS	Merkel, Texas / HS
33	Will Williams	S	6-2	205	Fr.	HS	El Paso, Texas / Chapin HS
34	Blake Perdue	WR	6-0	189	Jr.	JC	Amarillo, Texas / Midland College
34	Owen Rogers	LB	6-2	211	Sr.	1L	Phoenix, Ariz. / Brophy College Prep / Arizona State
35	Trystan Slinker	LB	5-11	222	Jr.	TR	Cache, Okla. / Cache HS / Southern Nazarene
35	Shevin Smith	CB	5-11	165	Fr.	HS	Savannah, Ga. / Islands HS
36	Ricardo Benitez	CB	4-2	110	R-Fr.	RS	Plano, Texas / Plano West HS
36	Solo Turner	LB	6-1	230	Fr.	HS	Frisco, Texas / Prestonwood Christian
37	Cody George	TE	6-2	256	Sr.	SQ	Lorena, Texas / Lorena HS
37	Mark Milton	CB	6-1	182	R-Fr.	RS	Houston, Texas / Clear Brook HS
38	Koby Bullard	FB	6-1	231	Jr.	1L	La Vernia, Texas / La Vernia HS
38	Jordan Williams	LB	6-0	223	Sr.	3L	Paris, Texas / Paris HS
39	Colby Delashaw	S	6-0	194	R-Fr.	RS	Frisco, Texas / Wakeland HS
40	Kolby White	WR	5-8	170	Fr.	HS	Sugar Land, Texas / Elkins HS
41	Jake Copeland	LB	6-0	220	Jr.	1L	Southlake, Texas / Southlake HS / Navarro JC
42	Jairon McVea	S	5-9	185	Jr.	2L	Richmond, Texas / George Ranch HS
43	Issac Power	P	6-1	200	R-Fr.	RS	Castle Rock, Colo. / Ponderosa HS
44	Dru Dixon	RB	6-0	255	So.	SQ	Phoenix, Ariz. / Pinnacle HS
45	Bryson Jackson	LB	6-2	211	So.	SQ	Mansfield, Texas / Lake Ridge HS
46	Ross Maticcik	LS	6-0	235	Sr.	3L	McKinney, Texas / McKinney Boyd HS
46	Garmon Randolph	DE	6-7	242	Fr.	HS	Jefferson, Ga. / HS
47	Alex Lanham	CB	5-10	165	Fr.	HS	Trabuco Canyon, Calif. / St. Margaret's Episcopal
48	Collin Losack	S	5-10	180	Fr.	HS	Colleyville, Texas / Heritage HS

BAYLOR ROSTER**NUMERICAL ROSTER**

No.	Name	Pos.	Ht.	Wt.	Class.	Exp.	Hometown / Previous
50	Ashton Logan	LB	6-1	232	So.	1L	Temple, Texas / Temple HS
50	Paul Matavao-Poialii	LB	6-4	277	Fr.	HS	Daly City, Calif. / Jefferson HS
51	Jackson Shupp	DE	6-4	246	R-Fr.	RS	The Woodlands, Texas / The Woodlands HS
52	Matt Jones	LB	6-3	237	Fr.	HS	Odessa, Texas / Odessa Permian HS
52	Sam Tecklenburg	OL	6-4	310	Sr.	3L	Plano, Texas / Plano HS
54	Brayden Utley	DT	6-1	257	R-Fr.	RS	Huntington Beach, Calif. / Loyola HS
55	Xavier Newman	OL	6-2	307	Jr.	2L	Desoto, Texas / Desoto HS
56	Blake Bedier	OL	6-5	302	Jr.	JC	Lehi, Utah / Lehi HS / Snow College
57	Johncarlo Valentin	OL	6-4	320	Sr.	1L	Philadelphia, Pa. / Imhotep Charter / ASA College
58	Michael McNair	LB	6-2	236	Jr.	SQ	Richardson, Texas / Plano East
58	Ty Smith	OL	6-3	294	So.	SQ	Argyle, Texas / Argyle HS
61	Khalil Keith	OL	6-5	320	So.	1L	Alpine, Ala. / Winterboro HS
63	Jake Fruhmorgen	OL	6-6	305	Sr.	1L	Tampa, Fla. / Plant HS / Clemson
64	Ryan Miller	DT	6-2	289	Jr.	2L	Southlake, Texas / Carroll HS
65	Blake George	OL	6-4	255	Fr.	HS	Lorena, Texas / HS
66	Colby Johnston	OL	6-4	270	Fr.	HS	Plano, Texas / Plano East HS
67	Thor Rodoni	LS	6-2	211	Jr.	SQ	Los Banos, Calif. / Pacheco HS
70	Jackson Kimble	OL	6-3	303	R-Fr.	RS	Southlake, Texas / Carroll HS
71	Jim Threet	OL	6-5	310	Jr.	SQ	Sunnyvale, Texas / Sunnyvale HS
73	Davis DiVall	OL	6-4	293	Fr.	HS	Scottsdale, Ariz. / Notre Dame Prep / Bridgton Academy
74	Prince Pines	OL	6-4	339	R-Fr.	RS	Baton Rouge, La. / Tara HS
75	Elijah Ellis	OL	6-6	279	Fr.	HS	Paris, Texas / HS
76	Connor Galvin	OL	6-7	302	So.	1L	Katy, Texas / Katy HS
77	Jason Moore	OL	6-3	296	So.	SQ	Frisco, Texas / Independence HS
78	Henry Klinge III	OL	6-5	304	So.	SQ	Southlake, Texas / Carroll HS
79	Casey Phillips	OL	6-5	303	R-Fr.	RS	Franklin, Texas / Franklin HS
80	Jackson Gleeson	WR	6-0	185	R-Fr.	RS	Mansfield, Texas / Mansfield HS
81	Tyquan Thornton	WR	6-3	176	So.	1L	Miami, Fla. / Booker T. Washington HS
82	Tyler Henderson	TE	6-4	248	So.	1L	Kyle, Texas / Lehman HS
82	Kyle Peterson	WR	6-0	163	Jr.	JC	Thousand Oaks, Calif. / Thousand Oaks HS / Moorpark College
83	Russell Morrison	WR	5-11	192	Jr.	SQ	Katy, Texas / Cinco Ranch HS
84	Jaylen Ellis	WR	6-0	186	Fr.	HS	Round Rock, Texas / Cedar Ridge HS
84	Marques Jones	WR	6-2	211	Sr.	2L	McKinney, Texas / McKinney HS
85	Sam Snyder	TE	6-5	209	Fr.	HS	Fleming Island, Fla. / Fleming Island HS
86	Ben Sims	TE	6-4	256	R-Fr.	RS	San Antonio, Texas / Clark HS
87	Christoph Henle	TE	6-6	259	So.	1L	Innsbruck, Austria / The Oakridge School
88	Bralen Taylor	DE	6-7	261	R-Fr.	RS	Cuero, Texas / Cuero HS
89	Jay Sedwick	K	5-11	211	So.	1L	Arlington, Texas / Grace Prep
90	TJ Franklin	DT	6-4	294	Fr.	HS	Temple, Texas / Temple HS
91	Rob Saulin	TE/DT	6-5	302	So.	1L	Pennsville, N.J. / Pennsville Memorial HS
92	Josh Landry	DT	6-1	277	R-Fr.	RS	Houston, Texas / Lamar HS
93	James Lynch	DT	6-4	295	Jr.	2L	Round Rock, Texas / Round Rock HS
94	Harrison White	DT	6-5	263	Fr.	HS	Houston, Texas / Klein HS
95	Gabe Hall	DT	6-5	305	Fr.	HS	Waller, Texas / HS
95	John Mayers	K	5-10	184	R-Fr.	RS	Flower Mound, Texas / Marcus HS
96	Cole Maxwell	DT	6-5	295	So.	SQ	Allen, Texas / Allen HS
97	Niadré Zouzoua	DE	6-4	237	Jr.	JC	Brockton, Mass. / Brockton HS / Monroe College
98	Chidi Ogbonnaya	DT	6-5	290	So.	1L	Houston, Texas / Langham Creek HS
99	Noah Rauschenberg	K	6-1	203	Fr.	HS	Tulsa, Okla. / Union HS
99	Bravvion Roy	DT	6-1	333	Sr.	3L	Spring, Texas / Spring HS

ALPHABETICAL ROSTER

NO.	PLAYER, POS.
15	Christian Morgan, S
83	Russell Morrison, WR
55	Xavier Newman, OL
98	Chidi Ogbonnaya, DT
34	Blake Perdue, WR
82	Kyle Peterson, OL
79	Casey Phillips, OL
74	Prince Pines, OL
24	Jalen Pitre, LB
14	Chris Platt, WR
43	Issac Power, P
46	Garmon Randolph, DE
99	Noah Rauschenberg, K
67	Thor Rodoni, LS
34	Owen Rogers, LB
99	Bravvion Roy, DT
91	Rob Saulin, DT
89	Jay Sedwick, K
51	Jackson Shupp, DE
86	Ben Sims, TE
35	Trystan Slinker, LB
28	Abram Smith, RB
35	Shevin Smith, CB
58	Ty Smith, OL
13	R.J. Sneed, WR
85	Sam Snyder, TE
31	Griffin Speaks, S
88	Bralen Taylor, DE
52	Sam Tecklenburg, OL
19	Yusuf Terry, WR
13	Raleigh Texada, CB
81	Tyquan Thornton, WR
71	Jim Threet, OL
36	Solo Turner, LB
54	Brayden Utley, DT
57	Johncarlo Valentin, OL
30	Hakeem Vance, S
32	Skyler Wetzel, RB
20	Brandon White, CB
94	Harrison White, DT
33	Jonah White, RB
40	Kolby White, CB
20	Craig Williams, RB
38	Jordan Williams, LB
33	Will Williams, S
22	JT Woods, S
14	Jacob Zeno, QB
97	Niadré Zouzoua, DE

COACHING STAFF

Head Coach: Matt Rhule (Penn State, 1997)

Associate Head Coach/Defensive Ends: Joey McGuire (UT Arlington, 1995)

Defensive Coordinator: Phil Snow (Cal State Hayward, 1978)

Co-Offensive Coordinator/Running Backs: Jeff Nixon (Penn State, 1998)

Co-Offensive Coordinator/Quarterbacks: Glenn Thomas (Texas Tech, 1998)

Asst. Coach/Offensive Line: Shawn Bell (Baylor, 2006)

Asst. Coach/Cornerbacks/Recruiting Coordinator: Evan Cooper (Temple, 2009)

Asst. Coach/Wide Receivers/Passing Game Coordinator: Frisman Jackson (Northern Illinois, 2009)

Asst. Coach/Defensive Line: Frank Okam (Texas, 2007)

Asst. Coach/Tight Ends: Marcus Satterfield (ETSU, 1999)

Asst. Coach/Special Teams Coordinator/Linebackers: Mike Siravo (Boston College, 1998)

2019 GAME RECAPS

OVERALL: 3-0 (HOME 2-0, ROAD 1-0, NEUTRAL 0-0) | BIG 12 CONFERENCE: 0-0 (HOME 0-0, ROAD 0-0, NEUTRAL 0-0)

BAYLOR 56, STEPHEN F. AUSTIN 17

MCLANE STADIUM • WACO, TEXAS

AUG. 31, 2019 • ATTENDANCE: 43,013

Running back **Trestan Ebner's** winding 21-yard run was the first of his three touchdowns, Charlie Brewer threw for 215 yards and three scores in barely more than a half and Baylor handed the Lumberjacks their seventh straight season-opening loss with a 56-17 victory Saturday night.

After scoring a TD on a 3-yard run for those first SFA points in a series that dates back to 1928, SFA's Trae Self's pass was intercepted by **Blake Lynch**, who partially blocked a punt on the opening series. Ebner's highlight-reel TD came six plays after Lynch's interception.

Ebner's other touchdowns were also in the first half on a 16-yard pass from Brewer and an 11-yard run.

R.J. Sneed had a pair of TD catches with a team-leading 57 yards receiving. Sneed, Ebner and **Denzel Mims** had five catches apiece.

John Lovett ran for 108 yards on eight carries, including a 19-yard touchdown to give Baylor a 35-7 halftime lead.

POSTGAME NOTES

- Baylor is now 78-36-4 all-time in season openers, a 13-10 mark in the Big 12 era (since 1996).
- The Bears are 18-1 all-time against four members (Abilene Christian, Lamar, Northwestern State, Stephen F. Austin, Sam Houston State) of the Southland Conference.
- The 56 points are the third-most points ever scored by a **Matt Rhule** coached team. The record is 60 points scored in a 60-40 win for Temple at SMU on Nov. 6, 2015.
- The 56 points scored are the most points for Baylor since putting up 62 vs. West Virginia on Oct. 17, 2015.
- LB **Blake Lynch** blocked the first kick of his career, a punt in the first quarter. DT **Gabe Hall** blocked a field goal attempt in the third quarter, the first of his young career. Lynch and Hall are the fifth and sixth different players to do so in the Rhule era.
- RB **Trestan Ebner's** three-TD performance is a career best, his previous high was two vs. Vanderbilt in the Texas Bowl and two rushing TDs vs. West Virginia in 2017. He is the first Baylor player to score three TDs in a game since RB **John Lovett** collected three in last year's season opener vs. Abilene Christian.
- RB **John Lovett** finished with 108 yards, his fourth-career 100+ rushing performance.

SCORING SUMMARY

ABILENE CHRISTIAN	7	13	7	0	--	27
BAYLOR	13	21	10	7	--	55

1st	11:48	BU	Ebner, Trestan 16 yd pass from Brewer, Charlie (Mayers, John kick)
	08:13	BU	Sneed, R.J. 11 yd pass from Brewer, Charlie (Mayers, John kick)
	03:17	SFA	Self, Trae 3 yd run (Ruiz, Storm kick)
2nd	10:53	BU	Ebner, Trestan 21 yd run (Mayers, John kick)
	06:48	BU	Ebner, Trestan 11 yd run (Mayers, John kick)
	02:20	BU	Lovett, John 19 yd run (Mayers, John kick)
3rd	13:40	BU	Sneed, R.J. 21 yd pass from Brewer, Charlie (Mayers, John kick)
	10:07	BU	Thornton, Tyquan 9 yd pass from Bohanon, Gerry (Rauschenberg, Noah kick)
4th	11:16	SFA	Ruiz, Storm 32 yd field goal
	04:26	BU	Smith, Abram 9 yd run (Rauschenberg, Noah kick)
	01:04	SFA	McGowen, Josh 1 yd run (Ruiz, Storm kick)

STATISTICS

TEAM STATS	SFA	BU
FIRST DOWNS	13	30
RUSHES-YARDS (NET)	32-119	37-268
PASSING YDS (NET)	158	250
Passes Att-Comp-Int	30-16-1	37-26-0
TOTAL OFFENSE PLAYS-YARDS	62-277	74-518
Fumble Returns-Yards	0-0	0-0
Punt Returns-Yards	1-17	3-18
Kickoff Returns-Yards	1-16	2-35
Interception Returns-Yards	0-0	1-1
Punts (Number-Avg)	8-31.0	4-36.5
Fumbles-Lost	0-0	2-1
Penalties-Yards	4-50	5-30
Possession Time	30:07	29:53
Third-Down Conversions	6 of 16	8 of 13
Fourth-Down Conversions	0 of 0	1 of 1
Red-Zone Scores-Chances	3-4	6-6
Sacks By: Number-Yards	0-0	3-15

INDIVIDUAL STATISTICS

RUSHING: Stephen F. Austin-Hutchings, Thomas 10-68; McGowen, Josh 7-38; Ward, Da'Leon 9-10; Arnold, Cam 2-7; Self, Trae 4-4; Baylor-Lovett, John 8-108; Bohanon, Gerry 6-84; Ebner, Trestan 2-32; Hasty, JaMycal 10-25; Smith, Abram 4-8; Clarke, Jacoby 2-7; Jones, Qualan 3-5; Brewer, Charlie 2-1.

PASSING: Stephen F. Austin - Self, Trae 15-21-1-140; Arnold, Cam 1-1-0-18. Baylor - Brewer, Charlie 21-31-0-199; Bohanon, Gerry 5-6-0-51.

RECEIVING: Stephen F. Austin - Gipson, Xavier 3-61-0; Simmons, Remi 3-16-0; Clater, Calvin 3-11-0; Williams, Cody 2-9-0; Borders, Quentynian 2-6-0; Rikel, Lawton 1-23-0; Thompson, Josh 1-18-0; Ward, Da'Leon 1-8-0; Hutchings, Thomas 1-6-0. Baylor - Sneed, R.J. 5-57-2; Mims, Denzel 5-46-0; Ebner, Trestan 5-40-1; Fleeke, Josh 4-37-0; Hasty, JaMycal 2-6-0; Platt, Chris 1-23-0; Atkinson, Jared 1-16-0; Thornton, Tyquan 1-9-1; Bullard, Koby 1-8-0; Henle, Christoph 1-8-0.

INTERCEPTIONS: Stephen F. Austin - none. Baylor - Lynch, Blake 1-1

FUMBLES: Stephen F. Austin - none. Baylor - Arnold, Grayland 1-0; Smith, Abram 1-1.

SACKS: Stephen F. Austin - none. Baylor - Miller, Chris 0.5-1; Johnson, Clay 0.5-3; Arnold, Grayland 0.5-1; Jones, Matt 0.5-2; Zouzoua, Niadre 1.0-5; McVea 1.0-3; Lynch, James 1.5-8; Utley, Brayden 0.5-2; Lynch, Blake 0.5-2; Lockhart, James 1.0-6; Barnes, Kalon 0.5-0.

TACKLES (UA-A): Stephen F. Austin - Jones, Quin 8-2; Roland, Galvin 4-5; Morris, Bert 6-0; Bakari, Taaj 3-2; Gordon, Trenton 3-2; Hendrix, Aretavious 3-0; Lawton, Caleb 2-1; Sampson, Gary 1-2; Heard, Myles 2-0; McKnight, Gerard 2-0; Jones, Eli 1-1; Williams II, Rason 0-2; TEAM 1-0; Rikel, Lawton 1-0; Britton, Teddy 1-0; Smith, Marje 1-0; Mosley, Marcus 1-0; Randle, Brevin 1-0; Brown, A.J. 1-0; Murray, Amad 1-0; Jacobs, Anthony 1-0; Hutchings, Thomas 1-0. Baylor - Roy, Bravion 4-2; Miller, Chris 4-1; Johnson, Clay 3-2; Arnold, Grayland 2-2; Bernard, Terrel 2-2; Williams, Jordan 3-0; Jones, Matt 1-2; Jackson, Bryson 0-3; Williams, Will 2-0; Zouzoua, Niadre 2-0; McVea 2-0; Lynch, James 1-1; Woods, J.T. 1-1; Utley, Brayden 1-1; Delashaw, Colby 1-1; Lynch, Blake 1-1; Randolph, Garmon 1-0; Black, Henry 1-0; Taylor, Bralen 1-1; Lockhart, James 1-0; Smith, Abram 1-0; Texada, Raleigh 0-1; Barnes, Kalon 0-1; Hanspard Jr., Byron 0-1.

BAYLOR 63, UTSA 14

MCLANE STADIUM • WACO, TEXAS

SEPT. 7, 2019 • ATTENDANCE: 40,274

Denzel Mims was a little slow getting up after a play when he saw Baylor's call for the next snap. The senior receiver quickly waved off another player heading on to the field to take his place.

Mims then caught the second of his three touchdowns before Grayland Arnold's 73-yard punt return for a score in Baylor's 63-14 win over UTSA on Saturday.

Charlie Brewer completed 12 of 16 passes for 163 yards and the three TDs to Mims while playing only the first half, when the Bears (2-0) built a 35-0 lead. Brewer also had a 5-yard touchdown run on a blistering hot day.

Mims had all seven of his catches for 101 yards in the first half of his second career three-TD game. He was wide open in the end zone for a 9-yard TD to start the scoring when cornerback Cassius Grady fell down. Mims got behind the same defender along the sideline for a 30-yard TD and then kicked over the pylon to make it 21-0 on the play he stayed on the field.

The Roadrunners (1-1) trailed 49-0 before a 16-play drive capped by true freshman Sincere McCormick's 2-yard TD run at the end of the third quarter. He added a 54-yard score after that.

Arnold had Baylor's first punt return for a touchdown since 2005 midway through the second quarter. After fielding the ball and sliding to his right, Arnold sprinted down the sideline and got some nice down-field blocks.

POSTGAME NOTES

- The 63 points scored are the most ever by a Matt Rhule coached team. The previous record was 60 points scored in a 60-40 win for Temple at SMU on Nov. 6, 2015.
- The last time the Bears scored 60+ points was when they scored 66 on Oct. 10, 2015 when they scored 66 in a 66-7 victory at Kansas.
- The Bears allowed just 102 passing yards, the fewest since allowing just 31 to Rice, Sept. 16, 2016.
- WR Denzel Mims had his second-career 3 TD performance (first in 2017 vs. OU). He hauled in his first TD reception of the year, a 9-yd reception for the Bears' first score of the day. He then added a 30-yd TD reception in the second quarter and a 26-yd reception in the second quarter for his third TD of the day.
- WR Denzel Mims now has 19 career touchdowns, good for sole possession of ninth place on the Baylor receivers all-time TD list.
- CB Grayland Arnold took a 73-yd punt return to the house, the first punt return TD of his career and the Rhule era. Overall, it is the first Baylor punt return TD since Nov. 16, 2013 when Levi Norwood had a 58-yd punt return vs. Texas Tech at AT&T Stadium. The 73-yd punt return TD is tied for the ninth longest in Baylor history (Don Huggins, 73 yards vs. TCU in 1970) and the longest since Shaun Rochon's 85-yd punt return TD vs. Samford in 2005.
- WR Chris Platt becomes just the fourth active player nationally to score a TD in five different seasons (2015-19).

SCORING SUMMARY

ABILENE CHRISTIAN	7	13	7	0	--	27
BAYLOR	13	21	10	7	--	55

1st	08:22	BU	Mims, Denzel 9 yd pass from Brewer, Charlie (Mayers, John kick)
	00:43	BU	Brewer, Charlie 5 yd run (Mayers, John kick)
2nd	09:27	BU	Mims, Denzel 30 yd pass from Brewer, Charlie (Mayers, John kick)
	07:09	BU	Arnold, Grayland 73 yd punt return (Mayers, John kick)
	01:30	BU	Mims, Denzel 26 yd pass from Brewer, Charlie (Mayers, John kick)
3rd	11:25	BU	Bohanon, Gerry 3 yd run (Mayers, John kick)
	06:11	BU	Hasty, JaMycal 1 yd run (Mayers, John kick)
	00:03	UTSA	McCORMICK, S. 2 yd run (DUPLESSIS, H. kick)
4th	12:22	UTSA	McCORMICK, S. 54 yd run (DUPLESSIS, H. kick)
	08:30	BU	Platt, Chris 15 yd run (Rauschenberg, Noah kick)
	05:33	BU	Jones, Qualan 61 yd run (Rauschenberg, Noah kick)

STATISTICS

TEAM STATS	UTSA	BU
FIRST DOWNS	14	25
RUSHES-YARDS (NET)	36-164	39-368
PASSING YDS (NET)	102	178
Passes Att-Comp-Int	30-17-0	23-16-0
TOTAL OFFENSE PLAYS-YARDS	66-266	62-546
Fumble Returns-Yards	0-0	0-0
Punt Returns-Yards	1-2	3-83
Kickoff Returns-Yards	2-37	2-51
Interception Returns-Yards	0-0	0-0
Punts (Number-Avg)	8-43.0	3-43.7
Fumbles-Lost	3-1	1-0
Penalties-Yards	7-58	6-50
Possession Time	31:31	28:29
Third-Down Conversions	7 of 18	6 of 9
Fourth-Down Conversions	2 of 3	0 of 0
Red-Zone Scores-Chances	1-1	5-5
Sacks By: Number-Yards	1-2	3-10

INDIVIDUAL STATISTICS

RUSHING: UTSA - McCormick, S. 12-87; Boston, Deven 5-33; Brady, Brenden 6-26; Narcisse, Lowell 3-12; Harris, Frank 9-3; Daniels, B.J. 1-3. Baylor - Bohanon, Gerry 7-93; Ebner, Trestan 4-76; Lovett, John 9-69; Jones, Qualan 2-63; Smith, Abram 3-21; Hasty, JaMycal 7-18; Platt, Chris 1-15; Brewer, Charlie 4-10; White, Jonah 1-2; Bullard, Koby 1-1.

PASSING: UTSA - Harris Frank 15-21-0-93; Narcisse, Lowell 2-6-0-9. Baylor - Brewer, Charlie 12-16-0-163; Bohanon, Gerry 4-7-0-15.

RECEIVING: UTSA - Ogle-Kellogg, T. 4-15-0; Moorhead, Blaze 3-21-0; Cephus, J. 2-23. Strickland, C. 2-11-0; Jones, Sheldon 2-10-0; Woolen, Tariq 1-7-0; Boston, Deven 1-6-0; Franklin, Z. 1-6-0; Griffin, Dywan 1-3-0. Baylor - Mims, Denzel 7-101-3; Sneed, R.J. 3-40-0; Hasty, JaMycal 2-8-0; Thornton, Tyquan 1-16-0; Lovett, John 1-13-0; Baucum, Davis 1-2-0; Platt, Chris 1-2-0.

INTERCEPTIONS: UTSA - none. Baylor - none.

FUMBLES: UTSA - Harris, Frank 2-0; Johnson, Krik 1-1. Baylor - Hasty, JaMycal 1-1.

SACKS: UTSA - Wisdom, Rashad 1.0-2. Baylor - Johnson, Clay 1.5-8; Lynch, Blake 1.0-1; Taylor, Bralen 0.5-1.

TACKLES (UA-A): UTSA - Austin III 4-2; Sam, Jahmal 4-1; Harris, SaVion 3-2; McFarland, L. 3-2; Mayfield, Corey 4-0; Mahnke, Tyler 2-1; Martel, Andrew 2-1; Wisdom, Rashad 1-2; Nwachukwu, K. 2-0; Banks, Eric 1-1; Henry, D. 1-0; Dantzier, L. 1-0; Harmanson, T. 1-0; Grady, Cassius 1-0; Preston, J. 1-0; Baker, Baylen 1-0; Robinson, Ken 1-0; Boston, Deven 1-0; Benning, Myles 1-0; Carter-McLin, J. 1-0; Nelson, Kevin 1-0; Matternson, B. 1-0. Baylor - Johnson, Clay 2-4; Williams, Jordan 3-2; Miller, Chris 2-3; Black, Henry 2-3; Barnes, Kalon 2-2; McVea, Jaron 2-2; Bernard, Terrel 1-3; Arnold, Grayland 3-0; Lockhart, James 1-2; Zouzoua, Niadre 1-1; Lynch, Blake 1-1; Lynch, James 1-1; Woods, J.T. 1-1; Houston, Jameson 1-1; Logan, Ashton 1-1; Taylor, Bralen 0-2; Brown, Zeke 1-0; Maxwell, Cole 1-0; Ogbonaya, Chidi 1-0; Williams, Will 1-0; Roy, Bravion 1-0; Jackson, Bryson 0-1; Milton, Mark 0-1; Jones, Matt 0-1.

2019 GAME RECAPS

OVERALL: 3-0 (HOME 2-0, ROAD 1-0, NEUTRAL 0-0) | BIG 12 CONFERENCE: 0-0 (HOME 0-0, ROAD 0-0, NEUTRAL 0-0)

BAYLOR 21, RICE 13

RICE STADIUM • HOUSTON, TEXAS

SEPT. 21, 2019 • ATTENDANCE: 20,198

Baylor was happy to escape with a win against Rice on Saturday night. The Bears might have been even happier with the wakeup call they received. Charlie Brewer threw for 303 yards and a touchdown, Denzel Mims caught six passes for 102 yards and Baylor held on to beat Rice 21-13. Brewer threw a 50-yard touchdown pass to Chris Platt with five minutes left in the second quarter, and ran for a 25-yard touchdown with 15 seconds left in the first half as the Bears (3-0) built a 21-3 halftime lead. Brewer finished 20 of 27 and rushed 12 times for 58 yards. Platt finished with 85 yards with the touchdown on five catches. Josh Fleeks put Baylor on the board with three minutes left in the first quarter. Baylor outgained Rice 427-242. Wiley Green finished 13-of-23 passing for 128 yards in his return after missing last week with a neck injury. Tom Stewart was 5 of 8 for 50 yards and rushed for a 21-yard touchdown with 8:42 left in the fourth quarter to pull Rice within eight. Brad Rozner caught seven passes for 100 yards for the Owls (0-4). The Owls had the ball and a chance to tie with three minutes left in the game, but two sacks ended the drive. The Bears iced the game with a 13-yard pass from Brewer to Mims with a minute left for a first down.

POSTGAME NOTES

- The Bears have won five straight games for the first time since opening the 2016 season 6-0.
- With Fleeks' TD run, 13 different Bears have accounted for a touchdown this season.
- The Bears' 86-yard TD drive to open up scoring in the game is Baylor's longest since a 10-play, 88-yr TD drive in last year's Texas Bowl.
- WR Denzel Mims finished with 102 receiving yards on six catches, giving the Bears a 100-yard performer in 18-of-28 games under head coach Matt Rhule, including five consecutive games through the victory over Rice. There have been 26 total 100-yard performances under Rhule.
- Josh Fleeks rushed for his second-career rushing TD (3rd career TD), his first of the 2019 campaign, a 6-yr run to open up scoring in the first quarter.
- WR Chris Platt hauled in a 50-yr TD reception in the second quarter, his longest pass reception since a 79-yarder (TD) at Duke in 2017. The TD is the 6th career reception of 50+ yards for Platt.
- The 50-yr TD pass from QB Charlie Brewer to WR Chris Platt is the 9th completion of 50 or more yards of Brewer's career.
- QB Charlie Brewer finished with 303 yards passing, his 8th game in 19 starts with 300+ yards passing. He remains in fourth on the all-time Baylor list and is one away from tying Nick Florence for third with 9 games.
- DT James Lynch finished with a career-high 2 sacks, giving him 11.5 career sacks.
- DE James Lockhart collected his first career fumble recovery to end a sequence of three plays where he recorded a pass break up, a tackle for loss and a fumble recovery.
- DE James Lockhart collected his first sack of the season, second of his career. He finished with 4 tackles (tied career high), 1.0 sack, 2.0 TFL, 2 QB hurry, 1 pass break up and 1 fumble recovery.

SCORING SUMMARY

BAYLOR	7	14	0	0	--	21
RICE	0	3	3	7	--	13

1st 03:12 BU Fleeks, Josh 6 yd run (Mayers,John kick)
 2nd 08:09 RICE Harrison, Will 28 yd field goal
 05:02 BU Platt, Chris 50 yd pass from Brewer, Charlie (Mayers, John kick)
 00:15 BU Brewer, Charlie 25 yd run (Mayers, John kick)
 3rd 03:50 RICE Harrison, Will 24 yd field goal
 4th 08:42 BU STEWART, Tom 21 yd run (Harrison, Will kick)

STATISTICS

TEAM STATS	BU	RICE
FIRST DOWNS	20	17
RUSHES-YARDS (NET)	35-124	35-64
PASSING YDS (NET)	303	178
Passes Att-Comp-Int	28-20-0	31-18-0
TOTAL OFFENSE PLAYS-YARDS	63-427	66-242
Fumble Returns-Yards	0-0	0-0
Punt Returns-Yards	0-0	0-0
Kickoff Returns-Yards	3-45	2-41
Interception Returns-Yards	0-0	0-0
Punts (Number-Avg)	3-107	4-183
Fumbles-Lost	3-2	2-1
Penalties-Yards	6-60	1-5
Possession Time	27:45	32:15
Third-Down Conversions	7 of 12	8 of 18
Fourth-Down Conversions	0 of 1	1 of 2
Red-Zone Scores-Chances	1-2	2-3
Sacks By: Number-Yards	3-16	2-8

INDIVIDUAL STATISTICS

RUSHING: Baylor - Brewer, Charlie 12-58; Hasty, JaMycal 7-39; Ebner, Trestan 7-10; Lovett, John 5-9; Fleeks, Josh 2-5; Platt, Chris 1-5; Team 1- -2. Rice - Booker, Charlie 12-29; Green, Wiley 4-18; Walter, Aston 14-11; Stewart, Tom 4-5; Montgomery, C. 1-1.
PASSING: Baylor - Brewer, Charlie 20-27-0-303; Atkinson, Jared 0-1-0-0. Rice - Green, Wiley 13-23-0-128; Stewart, Tom 5-8-0-50.
RECEIVING: Baylor - Mims, Denzel 6-102-0; Platt, Chris 5-85-1; Thornton, Tyquan 3-70-0; Sneed, R.J. 3-24-0; Henle, Christoph 1-11-0; Hasty, JaMycal 1-6-0; Ebner, Trestan 1-5-0. Rice - Rozner, Brad 7-100-0; Myers, Jordan 3-13-0; Trammell, A. 2-27-0; Pitre III, A. 2-16-0; Walter, Aston 2-14-0; Bradley, Jack 1-8-0; Montgomery, C. 1-0-0.
INTERCEPTIONS: Baylor - none. Rice - none.
FUMBLES: Baylor - Lovett, John 1-1; Brewer, Charlie 1-1. Rice - Montgomery, C. 1-1; Rozner, Brad 1-0.
SACKS: Baylor - Lockhart, James 1.0-1; Lynch, James 2.0-15. Rice - Chamberlain, T. 0.5-1; Ekpe, Anthony 0.5-1.
TACKLES (UA-A): Baylor - Johnston, Clay 7-6; Roy, Bravvion 4-1; Miller, Chris 3-2; Bernard, Terrel 3-2; Texada, Raleigh 4-0; Lockhart, James 3-1; Lynch, Blake 2-2; Houston, Jameson 2-2; Arnold, Grayland 2-2; Williams, Jordan 2-1; Morgan, C. 1-2; Lynch, James 2-0; McVea, Jairon 1-1; Black, Henry 0-2; Barnes, Kalon 1-0; Ogbonnaya, Chidi 1-0; Woods, J.T. 0-1; Smith, Abram 0-1. Rice - Aldredge, B. 6-2; Smith, Naeem 4-3; Montero, A. 3-4; Chamberlain, T. 2-4; Bird, Andrew 3-1; Enechukwu, I. 1-2; Garcia, Elijah 1-2; Hubbard, J. 2-0; Ekpe, Anthony 1-1; Adams, Myles 1-1; Ellerbe, N. 1-1; Richardson, I. 1-1; Nyakwol, George 0-2; Myers, Jordan 1-0; Calderon, Prudy 1-0; White, Jason 1-0; Thornton, Tyrae 1-0; Carroll, D. 1-0; Doddridge, J. 0-1; Newsome, D. 0-1; Page, Kebreyun 0-1; Floyd, Izeya 0-1; Orji, Kenneth 0-0.