



BAYLOR

2019 FOOTBALL GAME NOTES

BAYLOR ATHLETICS COMMUNICATIONS: 1500 S. University Parks Drive | WACO, TX 76706 | BAYLORBEAR.COM | @BUFOOTBALL

GAME 2

NR/RV **BAYLOR** (1-0, 0-0 BIG 12) vs. NR/NR **UTSA** (1-0, 0-0 CUSA)



Sept. 7, 2019 • 3 p.m. CT • TV: FSN / FoxSportsGo • Radio: Baylor Bears Sports Network
Waco, Texas • McLane Stadium (45,140)

MEDIA INFORMATION

TV: FSN / FoxSportsGo

Talent: Eric Collins (pxp), Jordan Palmer (analyst)

Radio: Baylor IMG Sports Network / ESPN Central Texas

Talent: John Morris (pxp), J.J. Joe (analyst),
Ricky Thompson (sideline)

Satellite Radio: Sirius 137 / XM 199 / Internet 953

Live Stats: Baylor.StatBroadcast.com

Twitter: @BUFootball | #SicEm

BAYLOR 1-0, 0-0 Big 12

Ranking NR — AP, RV — Coaches

Last Game Aug. 31, 2019
win vs. SFA, 56-17

Head Coach Matt Rhule (Penn State, '97)

Career Record 37-40 (7th season)

Baylor Record 9-17 (3rd season)

vs. UTSA 1-1

UTSA 1-0, 0-0 CUSA

Ranking NR — AP, NR — Coaches

Last Game Aug. 31, 2019
win vs. Incarnate Word, 35-7

Head Coach Frank Wilson (Angelo St., '00)

Career Record 16-21 (4th season)

UTSA Record 16-21 (4th season)

vs. Baylor 1-1

BAYLOR COACHING STAFF

On the Field

Matt Rhule Head Coach
Joey McGuire Associate HC/Defensive Ends
Phil Snow Defensive Coordinator/Safeties
Shawn Bell Offensive Line
Evan Cooper Corners
Frisman Jackson Wide Receivers/Passing Game Coord.
Marcus Satterfield Tight Ends
Frank Okam Defensive Line

In the Press Box

Jeff Nixon Co-Offensive Coord./Running Backs
Glenn Thomas Co-Offensive Coord./Quarterbacks
Mike Siravo Linebackers/Special Teams Coord.

BAYLOR ATHLETICS COMMUNICATIONS

TAYLOR BRYAN Primary Contact
254-709-4411 (cell) • Taylor_Bryan@baylor.edu

RACHEL CATON Secondary Contact
254-652-2061 (cell) • Rachel_Caton@baylor.edu

STORY LINES

- Baylor plays its second non-conference game of the season on Saturday when it hosts UTSA in the final game of a three-game series. Both road teams have won the first two games in the series.
- Trestan Ebner scored three TDs for the first time in his career, he has five scores in his last two games.
- Seven different Baylor players were responsible for touchdowns vs. SFA, including the first career scores for Gerry Bohanon (TD pass) and Abram Smith (TD run). Charlie Brewer tied his career high (5x) with three touchdown passes.
- Baylor has 14 graduates on its 2019 roster, including nine student-athletes enrolled in graduate school.
- BU was the lone team in the country with 2 blocks in week 1. The Bears have 11 blocks in the last 26 games.
- Thirty-six players made their Baylor debuts in the win over Stephen F. Austin. Baylor has played 79 different true or redshirt freshmen over the last two-plus seasons.
- Baylor has scored 40+ in two straight for first time under Rhule (45 vs. Vanderbilt, 56 vs. Stephen F. Austin).
- BU's 56 points vs. SFA are its highest total since putting up 62 vs. West Virginia on Oct. 17, 2015. It was the most points scored by any Big 12 team during the opening weekend of play.
- Baylor running backs have 126 receptions over the last 26 games after totaling only 40 catches from 2013-16.
- **John Lovett** posted his fourth career 100-yard rushing game in the opener and his third of 100+ in his last 6 games.
- Baylor offensive lineman **Sam Tecklenburg** leads the team with 26 consecutive starts. Sixth-year senior **Chris Platt** leads the roster with 44 career games played.
- Baylor returns 100 percent of its record-setting 663 offensive yards from the 2018 Texas Bowl.
- **Denzel Mims** ranks 12th in Baylor history with 1,951 receiving yards, and has a catch in 25 straight games played.
- **Matt Rhule** coached teams have won 33 straight games when leading entering the fourth quarter.
- BU had a record 22 players named to the 2018 Academic All-Big 12 team & 41 over last 2 years under Rhule.
- Baylor is 76-15 since 2008 when scoring 30 points or more.
- The Bears had 25 student-athletes earn their degree during the 2018-19 academic year.
- Freshman kicker **Noah Rauschenberg** had eight touchbacks in his first nine kickoffs against SFA.
- BU is playing its 118th season of football. BU holds a 596-574-44 (.511) record all-time. Baylor has scored in a school-record 151 straight games — the previous record was 89 games from Dec. 31, 1979 - Oct. 23, 1987.
- BU's +6 win improvement from 2017-18 is tied with Florida and Syracuse for largest among Power 5 teams.
- The Bears finished with 518 total yards vs SFA, the 2nd-straight game they have had over 500 yards of offense.

2019 SCHEDULE

	Aug. 31	STEPHEN F. AUSTIN vs. NR/RV BAYLOR	Big 12 Now	W, 56-17
		Seven different players responsible for scores in blow out opening day victory.		
	Sept. 7	UTSA vs. BAYLOR	FSN	3 p.m. CT
		Waco, Texas / McLane Stadium (45,140) / Series tied 1-1		
	Sept. 21	Baylor at Rice	CBSSN	6 p.m. CT
		Houston, Texas / Rice Stadium (47,000) / Baylor leads 49-30-2		
	Sept. 28	IOWA STATE vs. BAYLOR	TBA	TBA
		Waco, Texas / McLane Stadium (45,140) / Baylor leads 9-8		
	Oct. 5	Baylor at Kansas State	TBA	TBA
		Manhattan, Kansas / Bill Snyder Family Football Stadium (50,000) / Kansas St. leads 9-7		
	Oct. 12	TEXAS TECH vs. BAYLOR (HC / TFB! Shootout)	TBA	TBA
		Waco, Texas / McLane Stadium (45,140) / Series tied 38-38-1		
	Oct. 19	Baylor at Oklahoma State	TBA	TBA
		Stillwater, Okla. / Boone Pickens Stadium (60,218) / Oklahoma St. leads 20-17		
	Oct. 31	WEST VIRGINIA vs. BAYLOR	ESPN	7 p.m. CT
		Waco, Texas / McLane Stadium (45,140) / West Virginia leads 5-2		
	Nov. 9	Baylor at TCU	TBA	TBA
		Ft. Worth, Texas / Amon G. Carter Stadium (45,000) / TCU leads 55-52-7		
	Nov. 16	OKLAHOMA vs. BAYLOR	TBA	TBA
		Waco, Texas / McLane Stadium (45,140) / Oklahoma leads 25-3		
	Nov. 23	TEXAS vs. BAYLOR	TBA	TBA
		Waco, Texas / McLane Stadium (45,140) / Texas leads 78-26-4		
	Nov. 30	Baylor at Kansas	TBA	TBA
		Lawrence, Kansas / David Booth Kansas Memorial Stadium (50,071) / Baylor leads 14-4		



MATT RHULE

HEAD COACH, THIRD SEASON

THE RHULE FILE

PERSONAL

Born: January 31, 1975

Family: wife Julie; son Bryant; daughters Vivienne and Leona

EDUCATION

Penn State (1997, B.A. in Political Science)

Buffalo (2003, M.A. in Educational Psychology)

PLAYING EXPERIENCE

Penn State, 1994-97 (linebacker, Academic All-Big Ten [97])

COACHING EXPERIENCE

1998	Albright College, linebackers
1999	Buffalo, assistant defensive line
2000	Buffalo, defensive line
2001	UCLA, assistant defensive line
2002	Western Carolina, linebackers / special teams
2003-04	Western Carolina, asst. HC / LB / special teams
2005	Western Carolina, asst. HC / OL / ST / RGC
2006	Temple, defensive line
2007	Temple, quarterbacks / recruiting coord.
2008-10	Temple, offensive coord. / quarterbacks
2011	Temple, asst. OC / TE / recruiting coord.
2012	New York Giants, assistant offensive line
2013-16	Temple, head coach
2017-current	Baylor, head coach

THE RHULE WORKSHEET

YEAR	SCHOOL	OVERALL		CONFERENCE	
		RECORD	FINISH	RECORD	FINISH
2013	Temple	2-10	1-7, 1-9th (AAC)		
2014	Temple	6-6	4-4, 6th (AAC)		
2015	Temple	10-4	7-1, 1st (AAC East)		
2016	Temple	10-3	7-1, 1st (AAC East)		
2017	Baylor	1-11	1-8, 9th (Big 12)		
2018	Baylor	7-6	4-5 (Big 12)		
2019	Baylor	1-0	0-0 (Big 12)		
TOTALS	7 seasons	37-40	24-26		
	BU 3 seasons	9-17	5-13		
	TU 4 seasons	28-23	19-13		

UTSA SERIES HISTORY

- Baylor hosts UTSA for its final non-conference home game of 2019. The all-time series is tied 1-1.
- The Bears defeated UTSA 37-20 in 2018 at the Alamodome behind Charlie Brewer's 328 yards and three touchdowns. Brewer also caught a 36-yard pass from Jared Atkinson and rusehd for 22 yards on eight carries.
- The first-ever meeting between the two programs went in favor of the Roadrunners in 2017 at McLane Stadium. Only the second game of the Matt Rhule era, the Bears totaled just 274 total yards as UTSA picked up the program's first win over a Power 5 program.
- BU is 65-35-2 against members of Conference USA. Additionally, the Bears face Rice in Houston on Sept. 21.
- The Bears hold a 374-231-31 all-time record against current Division I schools in the state of Texas.

NEXT UP

- Following the matchup with UTSA, Baylor has a bye weekend (Sept. 14) before traveling to face Rice in Houston to close out non-conference play.
- Former Southwest Conference rivals, Baylor holds a 49-30-2 advantage in the all-time series with the Owls. In Houston, BU has won 27 of 49 meetings. The all-time series dates back to 1914.
- Baylor has won the last eight meetings including a 38-10 win in Houston on Sept. 24, 2016. Seth Russell passed for 337 yards and three scores and JaMycal Hasty posted his first career 100-yard rushing game to lead BU to a win.

RUN GAME ROAD TO VICTORY

- Baylor opened the 2019 season with another strong effort on the ground, posting 268 rushing yards against SFA - the third-best opening week total in the Big 12. Three different players recorded a rushing touchdown and John Lovett (108 yards) recorded his fourth career 100-yard performance.
- In Baylor's seven victories in 2018 the Bears averaged 219.3 rushing yards per game and 5.29 yards per carry. In losses, that total drops to just 110.5 yards per game including three games with less than 90 yards.
- The Bears rushed for 231.6 yards per game in their three Big 12 home wins and are rushing for 210.0 yards per game overall at McLane Stadium in 2018.
- In 2018, BU ranked fourth in the Big 12 in rushing offense with an average of 169.08 ypg. Four different Baylor players had at least three rushing touchdowns (Brewer, Lovett, Hurd, Hasty).

BEVY OF BAYLOR DEBUTS UNDER RHULE

- After ranking among the top teams in the country to feature freshmen in 2017 and 2018, Baylor continued to introduce new players into its lineups in the opening week of 2019.
- Against SFA, Baylor had 36 players make their first appearances in a Bears' uniform, including 20 true freshmen (Brandon Bass, Davis Baucum, Will Baxter, Blake Bedier, Jacoby Clarke, Colby Delashaw, TJ Franklin, Blake George, Jackson Gleeson, Gabe Hall, Bryson Jackson, Colby Johnston, Matt Jones, Qualan Jones, Josh Landry, Alex Lanham, Collin Losack, Paul Matavao-Poialii, Michael McNair, Tripp Mitchell, Kyle Peterson, Casey Phillips, Prince Pines, Garmon Randolph, Noah Rauschenberg, Trystan Slinker, Shevin Smith, Yusuf Terry, Solo Turner, Brayden Utey, Skyler Wetzel, Brandon White, Harrison White, Kolby White, Will Williams, Niadre Zouzoua).
- Offensive linemen Blake Bedier and Prince Pines made their first career starts against SFA.
- **Over the last two-plus seasons, Baylor has played 79 true or redshirt freshmen.**

NEW KICKERS CONVERT

- Baylor rolled out a trio of freshman kickers against Stephen F. Austin with all three enjoying success.
- Redshirt freshmen place kicker John Mayers was a perfect 6-for-6 on extra points and punter Issac Power had four punts with a long of 50 yards.
- True freshman kicker Noah Rauschenberg had nine kickoffs, including eight touchbacks, and added two XP.

HIGH SCHOOL CONNECTIONS


- Baylor head coach Matt Rhule and co-offensive coordinator Jeff Nixon join elite company among college football coaches that played as high school teammates. Rhule and Nixon are both 1994 graduates of State

TOUGHNESS REWARDED

In 2017, head coach Matt Rhule began a new tradition at Baylor of rewarding the nine toughest players on the BU roster with single-digit jerseys. The jersey numbers are awarded to the student-athletes deemed by their teammates to be the toughest members of the team. Rhule began the tradition of honoring toughness with single digits during his tenure at Temple.



1 GRAYLAND ARNOLD
Junior




2 BLAKE LYNCH
Senior



3 CHRIS MILLER
Senior




4 CLAY JOHNSTON
Senior



5 DENZEL MIMS
Senior




6 JAMYCAL HASTY
Senior



7 JOHN LOVETT
Junior



8 HENRY BLACK
Senior



9 JAMES LOCKHART
Senior

College (Pa.) High School.

• Rhule and Nixon are joined by Temple OC Mike Uremovich/DC Jeff Knowles; UMass HC Walt Bell/AHC Luke Paschall; Navy HC Ken Niumatalolo/Co-DC Brian Norwood.

BLOCK PARTY

- Over the last 26 games, Baylor has showed the ability to make plays on special teams including blocking kicks and punts. Below is a list of Baylor's 11 blocks since the beginning of 2017.
- BU led the country in 2018 with seven blocks. As a head coach, Rhule's teams have blocked 30 kicks since 2013 (2013-16 at Temple; 2017-current at Baylor).
- Baylor's seven blocked kicks were the most since the team recorded nine in 1989.
- **The Bears have blocked six kicks in its last six games dating back to Oklahoma State 2018.**

MOST BLOCKED KICKS IN A SEASON

Name	Type	Opp. (Year)
Greg Roberts	FG	UTSA (2017)
Greg Roberts	FG	Texas (2017)
Christian Morgan	Punt	Duke (2018)
BJ Thompson	XP	Kansas St. (2018)
James Lynch	FG	at WVU (2018)
Christian Morgan	Punt	Oklahoma St. (2018)
Bravvion Roy	FG	Oklahoma St. (2018)
BJ Thompson	Punt	TCU (2018)
BJ Thompson	XP	TCU (2018)
Blake Lynch	Punt	SFA (2019)
Gabe Hall	FG	SFA (2019)

BREWER AS A RUNNER

- Charlie Brewer turned his legs into a weapon in 2018. The now junior QB displayed his athleticism and recorded a team-best 133 rushing attempts, third most for a Big 12 QB.
- Brewer led the Bears with six rushing touchdowns, fourth-most among passers in the Big 12 Conference.
- The Austin native ran for 50 or more yards four times in 2018, including a career-best 109 rushing yards on 16 attempts in the bowl win over Vanderbilt.
- Brewer's six rushing touchdowns in 2018 were the eighth-most by a Baylor quarterback since 1980.
- His 542 career rushing yards through 21 games rank fourth by BU quarterbacks since 2007 behind Robert Griffin III (2,254; 2008-11), Seth Russell (1,240; 2012-16) and Nick Florence (651; 2009-12)

SINGLE-SEASON QB RUSHING YARDS

No.	Name	Year	Yards
1.	Robert Griffin III	2008	843
2.	Robert Griffin III	2011	699
3.	Robert Griffin III	2010	635
4.	Nick Florence	2012	568
5.	Seth Russell	2016	506

10.	JJ Joe	1992	378
11.	Charlie Brewer	2018	375
12.	Mike Brannan	1979	356
	Cody Carlson	1986	356

SINGLE-SEASON QB RUSHING TD

No.	Name	Year	Att.	Yards	TD
1.	Bryce Petty	2013	94	209	14
2.	Robert Griffin III	2008	173	843	13
3.	Robert Griffin III	2011	179	699	10
	Nick Florence	2012	139	568	10
	Don Trull	1963	98	119	10
6.	Robert Griffin III	2010	149	635	8
	Seth Russell	2016	94	506	8
8.	Charlie Brewer	2018	133	375	7
9.	JJ Joe	1991	116	147	6
	Bryce Petty	2014	84	101	6
	Seth Russell	2015	49	402	6

ABUNDANCE OF RECEIVING OPTIONS

- BU quarterbacks completed passes to 10 different receivers against Stephen F. Austin with 3 players scoring touchdowns (Trestan Ebner, RJ Sneed, Tyquan Thornton). Sneed, Denzel Mims & Ebner had 5 catches each.
- Denzel Mims (120/1,905 yards) and Chris Platt (98/1,634) are two of the top 16 receivers in program history. Fellow senior Marques Jones had 21 receptions for 242 yards and scored twice in 2018.
- Sophomores Tyquan Thornton (354 yards, 3 TD), Josh Fleeks (126 yards, TD) and RJ Sneed (57 career yards) add key depth. Junior Jared Atkinson has nine career receptions for 117 yards.
- The Bears also feature freshman receivers in Jackson Gleeson, Peyton Powell and Yusuf Terry.

CONTROLLING THE CLOCK

- One staple of Matt Rhule coached teams is controlling time of possession. After holding the ball for an average of 29:48 in 2017 (6th, Big 12), the Bears put an even greater emphasis on possession in 2018.
- BU was first in the Big 12 and 17th nationally with an average time of possession of 32:40 last season.
- Baylor won the time of possession battle in nine of 13 games in 2018. Baylor has controlled the ball 35+ minutes eight times in last 25 games.

RECORD BREAKDOWN

Current Streak	Win 2
Current Home Streak	Loss 1
Current Away Streak	Win 2
Last Win	45-38 vs. Vanderbilt (12/27/18)
Last Home Win	35-31 vs. Oklahoma St. (11/3/18)
Last Away Win	45-38 vs. Vanderbilt (12/27/18)
Last Loss	16-9 vs. TCU (11/17/18)
Last Home Loss	16-9 vs. TCU (11/17/18)
Last Away Loss	28-14 at #23 Iowa State (11/10/18)

RHULE BY THE NUMBERS

	2019	Under Rhule
Home	1-0	5-7
Road	0-0	2-9
Neutral	0-0	2-1
Natural Grass	0-0	0-4
Artificial Turf	1-0	9-13
Day Games	0-0	5-13
Night Games	1-0	4-4
Televised Games	1-0	9-17
vs. AP Ranked Opponents	0-0	0-8
August	1-0	1-0
September	0-0	3-7
October	0-0	1-5
November	0-0	3-5
December	0-0	1-0
January	0-0	0-0
Leading at Halftime	1-0	6-0
Trailing at Halftime	0-0	3-15
Tied at Halftime	0-0	0-2
Scoring First	1-0	5-5
Opponent Scoring First	0-0	3-13
Score < 20 Points	0-0	0-8
Score 20+ Points	0-0	1-5
Score 30+ Points	0-0	5-2
Score 40+ Points	1-0	3-2
Opponent Scores < 20 Points	1-0	4-2
Opponent Scores 20+ Points	0-0	2-3
Opponent Scores 30+ Points	0-0	3-5
Opponent Scores 40+ Points	0-0	0-7
Gain < 20 First Downs	0-0	0-7
Gain 20+ First Downs	1-0	9-10
Opponent Gains < 20 First Downs	1-0	5-4
Opponent Gains 20+ First Downs	0-0	4-13
More Rushing Yards Than Opponent	1-0	5-4
Fewer Rushing Yards Than Opponent	0-0	4-13
Rush For < 100 Yards	0-0	1-8
Rush For 100+ Yards	1-0	8-9
Opponent Rushes For < 100 Yards	0-0	1-1
Opponent Rushes For 100+ Yards	1-0	9-15
More Passing Yards Than Opponent	1-0	8-9
Fewer Passing Yards Than Opponent	0-0	1-8
Pass For < 200 Yards	0-0	1-4
Pass For 200+ Yards	1-0	8-13
Opponent Passes For < 200 Yards	1-0	5-6
Opponent Passes For 200+ Yards	0-0	4-11
More Total Yards Than Opponent	1-0	8-5
Fewer Total Yards Than Opponent	0-0	1-12
Gain < 300 Total Yards	0-0	0-3
Gain 300+ Total Yards	1-0	9-14
Opponent Gains < 300 Total Yards	1-0	4-0
Opponent Gains 300+ Total Yards	0-0	5-17
Commit No Turnovers	0-0	2-2
Commit < 3 Turnovers	1-0	7-11
Commit 3 or + Turnovers	0-0	0-7
Force < 3 Turnovers	1-0	7-18
Force 3 or + Turnovers	0-0	1-0
Commit < 6 Penalties	1-0	3-2
Commit 6 or + Penalties	0-0	6-14
3rd Down % < 25	0-0	1-6
3rd Down % 25-49	0-0	3-10
3rd Down % 50+	1-0	5-1
Opponent 3rd Down % < 25	0-0	1-2
Opponent 3rd Down % 25-49	1-0	5-10
Opponent 3rd Down % 50+	0-0	3-5
Trail Time of Possession	1-0	3-6
Lead Time of Possession	0-0	6-11
Overtime Games	0-0	0-0

GAME 2 - UTSA BAYLOR IN THE NFL - 2019

NAME	POS.	TEAM
Andrew Billings	DT	Cincinnati Bengals
Blake Blackmar	OL	Chicago Bears
Matt Bryant	K	Atlanta Falcons
Corey Coleman	WR	New York Giants
Rico Gathers	TE	Cleveland Browns
Josh Gordon	WR	New England Patriots
Robert Griffin III	QB	Baltimore Ravens
Bryce Hager	LB	Los Angeles Rams
Xavien Howard	CB	Miami Dolphins
Jalen Hurd	WR	San Francisco 49ers
Ira Lewis	DE	Houston Texans
Greg Roberts	LB	Green Bay Packers
Orion Stewart	S	Tampa Bay Buccaneers
Jon Weeks	LS	Houston Texans

• 14 former Bears earned spots on NFL opening week rosters as of Sept. 1.

• Spencer Drango (Chargers) secured a practice squad spot.

• **Jalen Hurd** was drafted in the third round by the San Francisco 49ers in 2019

• Baylor had 17 former lettermen with NFL teams during the 2018 preseason, representing 15 different NFL teams.

• Baylor has had 21 players selected in the first round including four players selected No. 2 overall with Robert Griffin III the most recent selection at No. 2 by the Washington Redskins in 2012.

• The Bears have had 127 players drafted overall since 1970 and 40 players compete in the Super Bowl including Atlanta Falcon **Matt Bryant** in Super Bowl LI.

TRACKING BAYLOR IN THE TOP 25

WEEK	W/L	AP	COACHES	CFP
PRE	0-0	—	RV	—
1	1-0	—	RV	—
2				
3				
4				
5				
6				
7				
8				
9				
10				
11				
12				
13				
14				

BAYLOR WHEN RANKED...

Baylor as a ranked team: 111-55-2
 Ranked Baylor vs. ranked opponent: 23-29-1
 Baylor vs. ranked opponents: 54-183-6
 Baylor vs. No. 1-ranked opponents: 0-11-1
 Baylor vs. Top 10 opponents: 18-93-2

RHULE TEAMS IN THE FOURTH QUARTER

- In Matt Rhule's six seasons as head coach, he has sealed the deal when leading or tied entering the fourth quarter. In his career, his teams are 20-10 when posting a fourth quarter shutout.
- Rhule-coached teams have won 33 straight games when leading or tied entering the fourth, and are 34-4 overall. All four losses came in his first season as head coach at Temple in 2013.
- When leading entering the 4Q, he has won 31 straight and is 32-3 overall with all three losses in 2013.
- Over the last four-plus seasons, Matt Rhule coached teams are 15-4 when recording a fourth-quarter shutout. Baylor held ACU, Kansas, Texas, Iowa State and TCU scoreless in the final quarter in 2018.
- BU's second-half shutout of UT was the first under Rhule & the program's first in a B12 game since 2015 (at TCU).

RHULE TEAMS IN YEAR THREE

- Baylor head coach Matt Rhule has experienced rebuilding projects in his career before and his time at Temple is very similar to year one in Waco.
- After a 2-10 mark in 2013 with the Owls, Rhule guided the program to a 6-6 mark & bowl eligibility in 2014.
- Baylor finished 2017 with a 1-11 mark, made a big jump in year two finishing 7-6 with a bowl win.
- In his third season at Temple, Rhule led the Owls to a 10-4 record including a berth in the 2015 AAC Championship game.

2019 ROSTER FEATURES 14 GRADUATES

- Preparing Champions for Life is not just a slogan at Baylor and coach Matt Rhule's team is proving it. The 2019 Baylor roster features 14 college graduates including three graduate transfers.
- The list of graduates is as follows: Henry Black, Koby Bullard, JaMycal Hasty, Jameson Houston, Clay Johnston, Marques Jones, James Lockhart, Blake Lynch, Ross Matiscik, Chris Platt, JD Pickell, Owen Rogers, Sam Tecklenburg and Skyler Wetzel. That total ranks seventh nationally.
- Additionally, former letterman and graduate Lenoy Jones serves as a student coach on defense.
- Two other members of the Baylor roster are scheduled to graduate in December. The Bears boast 19 seniors.

JOHNSTON, LYNCH TO LEAD NEW-LOOK DEFENSE

- Preseason All-Big 12 picks LB Clay Johnston and DL James Lynch are being counted on to anchor a new-look Baylor defense in 2019.
- Johnston (184 career tackles) will man the middle linebacker spot and James Lynch (15.5 TFL, 9.5 sacks) will play a key role as one of three down linemen in a new 3-3 stack defensive system.
- Junior Grayland Arnold (25 games, 12 PBU) moves from corner to safety following a redshirt season and will join seniors Chris Miller and Henry Black as starters at safety.
- By dropping from four to three defensive linemen, Baylor is able to add an extra playmaker to the back end and take advantage of its team speed, one of the roster's strengths.

MARQUES JONES EXCELS ON FIELD AND IN CLASSROOM

- Baylor senior Marques Jones is one of the top student-athletes in the country and a nominee for the Campbell Trophy, the Academic Heisman.
- Jones earned a 3.95 GPA in Electrical and Computer Engineering before completing his degree in May 2019. He was honored as a 2018 Gerald Lage Academic Achievement Award from Big 12.
- Jones was awarded with a scholarship at the conclusion of fall camp in 2018. He has played in 26 games in his career with nine starts. The junior had 21 receptions for 242 yards and two scores in 2018.

BREWER THE UNQUESTIONED STARTER

- Junior quarterback Charlie Brewer has played in 22 games in his career with 17 starts. The Austin native has passed for 4,780 yards in his career which ranks 10th in Baylor history.
- Brewer has passed for 217.3 yards per game in his career with 33 touchdowns and 13 interceptions. He has completed 64.0 percent of his passes (400-of-625). He also has six rushing touchdowns.
- Brewer has completed 64.54 percent of his passes (313-of-485) in 16 career Big 12 games.
- The Austin native have eclipsed 300 yards passing in seven games, fourth-most in program history. He is joined by Bryce Petty, Robert Griffin III and Nick Florence. He has passed for 400+ yards twice, fifth most in BU history (Griffin, Petty, Szymanski, Florence).

CAREER 300-YARD PASSING GAMES

1. Bryce Petty (2011-14, 25 starts)	16
2. Robert Griffin III (2008-11, 40 starts)	13
3. Nick Florence (2009-12, 20 starts)	9
4. Charlie Brewer (2017-, 17 starts)	7
5. Seth Russell (2013-16, 17 starts)	6

CAREER COMPLETIONS OF 50+ YARDS

75/TD	Tresthan Ebner (vs. Vandy, 2018)
58/TD	Tresthan Ebner (at TCU, 2017)
56	Denzel Mims (at Kansas, 2017)
55	Denzel Mims (ACU, 2018)
54	Blake Lynch (at TCU, 2017)
52/TD	Tresthan Ebner (WVU, 2017)
52	Blake Lynch (Texas, 2017)
52/TD	Marques Jones (vs. Vandy, 2018)

MULTIPLE TURNOVERS EQUALS WINS

- Matt Rhule defenses have forced two or more turnovers in 28 of 76 (36.8%) career games coached.
- His teams own a 20-8 record with 2+ turnovers forced, and have won 15 of the last 19 when doing so.
- Rhule's teams are 7-0 when forcing 4+ turnovers and 10-3 when creating 3+.
- His teams are 22-4 in games where they have a positive turnover margin, including 2018 wins over K-State and Texas Tech.

PLATT GOING DEEP

• Sixth-year senior wide receiver Chris Platt led the nation in receptions of 70+ yards in 2017 despite only playing in four games due to injury. For his career, he has five receptions of 70+ yards which is second most in Baylor history behind Melvin Bonner's six from 1989-92. Below is a list of Platt's 70-yard receptions at Baylor.

Yards	Details
89	from Seth Russell vs. Oklahoma State (2016)
79	from Zach Smith at Duke (2017)
75	from Anu Solomon vs. Liberty (2017)
73	from Zach Smith at Duke (2017)
72	from Zach Smith vs. Oklahoma (2017)

ONE OF THE NATION'S BIGGEST TURNAROUNDS

- From one win in 2017, to seven victories as season ago, Baylor enjoyed one of the top turnarounds in all of college football. Below are charts illustrating the turnaround relative to the nation.
- Baylor's +6 win turnaround tied for third in Big 12 history behind TCU (+8, 2013-14), Colorado (+7, 2000-01 and Kansas (+6, 2006-07).

Largest Win Improvement in '18		Largest Win Improvement in last 5 yrs		Best Win Improvement in last 5 yrs	
<i>Among Power 5 Teams</i>		<i>Among Big 12 teams</i>		<i>Among 0 or 1-win teams</i>	
Baylor	+6	2013-14	TCU	+8	2016 Fresno St.
Florida	+6	2017-18	Baylor	+6	2013 Western Michigan
Syracuse	+6	2016-17	Iowa St.	+5	2015 UCF
		2016-17	TCU	+5	2018 Baylor

ABUNDANCE OF NFL EXPERIENCE

- Including head coach Matt Rhule's 2012 stint with the New York Giants, there are five on-field coaches on the Baylor staff with 23 years combined experience in the National Football League, sixth-best in the country.
- Three of the five coaches on offense spent time in the NFL including co-offensive coordinators Jeff Nixon (10 years) and Glenn Thomas (seven years). Frisman Jackson has one year of coaching experience.
- Defensive coordinator Phil Snow was a Detroit assistant for four seasons.
- Additionally, senior offensive consultant George DeLeone has spent six seasons in professional football over three stints. Injury prevention specialist Kent Johnston has 25 years experience in the NFL. With those two staff members added to the total it reaches 54 years.

ALL-TIME TOP 10 GAMES STARTED

Rk	Name	Games
1.	Spencer Drango (2012-15)	48
2.	Ivory Wade (2009-12)	46
3.	Lanear Sampson (2009-12)	44
4.	Terrance Lloyd (2010-13)	43
	Joe Pawelek (2006-09)	43
6.	Cyril Richardson (2010-13)	42
	Kendall Wright (2008-11)	42
8.	Robert Griffin III (2008-11)	40
	Jason Lamb (2006-09)	40
	Taylor Young (2014-17)	40
10.	Kyle Fuller (2013-16)	39
	Jason Smith (2005-08)	39

ALL-TIME TOP 10 GAMES PLAYED

Rk	Name	Games
1.	Jerod Monk (2009-13)	53
2.	Kyle Fuller (2013-16)	52
	Aaron Jones (2010-13)	52
	Chris McAllister (2010-13)	52
	Brody Trahan (2010-13)	52
6.	Pat Levels (2013-16)	51
	Pat Colbert (2012-15)	51
	Cyril Richardson (2010-13)	51
9.	Beau Blackshear (2012-15)	50
	Ahmad Dixon (2010-13)	50
	Sam Holl (2010-13)	50
	Cameron Kauffhold (2009-12)	50
	Jarred Salubi (2009-12)	50
	Lanear Sampson (2009-12)	50
	Terrance Williams (2009-12)	50
	Kendall Wright (2008-11)	50

2019 HONORS

CHARLIE BREWER

Preseason All-Big 12 fourth team (Phil Steele)
 Davey O'Brien Award Watch List
 Maxwell Award Watch List
 Manning Award Watch List

TRESTAN EBNER

Preseason All-Big 12 third team (Athlon)
 Preseason All-Big 12 fourth team (Phil Steele)

JOSH FLEEKES

Preseason All-Big 12 fourth team (Phil Steele)

CLAY JOHNSTON

Preseason All-Big 12 first team (Athlon, Lindy's, Phil Steele, Media, Waco Trib)
 DCTF All-Texas College first team
 Butkus Award Watch List
 Nagurski Trophy Watch List

MARQUES JONES

Big 12 Champions for Life selection
 Campbell Trophy Nominee
 Lowe's Senior Class Award Nominee

JOHN LOVETT

Paul Hornung Award Watch List

BLAKE LYNCH

Preseason All-Big 12 second team (Phil Steele)

JAMES LYNCH

Preseason All-Big 12 first team (Athlon, Lindy's, Phil Steele, Media, Waco Trib)
 DCTF All-Texas College first team
 Bednarik Award Watch List
 Outland Trophy Watch List

ROSS MATISCIK

Preseason All-Big 12 second team (Phil Steele)
 Patrick Mannelly Award Watch List

DENZEL MIMS

Preseason All-Big 12 (Waco Trib)
 Preseason All-Big 12 second team (Athlon, Phil Steele)
 DCTF All-Texas College first team
 Biletnikoff Award Watch List
 Earl Campbell Tyler Rose Watch List

BRAVVION ROY

Preseason All-Big 12 third team (Athlon)
 Preseason All-Big 12 fourth team (Phil Steele)

SAM TECKLEBURG

Preseason All-Big 12 third team (Phil Steele)

RALEIGH TEXADA

Preseason All-Big 12 fourth team (Phil Steele)

CAREER RECORDS UPDATE

RECEIVING

YARDS

CAREER LEADERS

PLAYER	SEASONS	REC	AVG	YDS
1. Kendall Wright	2008-11	302	13.26	4,004
2. Terrance Williams	2009-12	202	16.50	3,334
3. KD Cannon	2014-16	195	15.96	3,113
4. Tevin Reese	2010-13	187	16.59	3,102
5. Corey Coleman	2013-15	173	17.39	3,009
6. Gerald McNeil	1980-83	163	16.26	2,651
7. Reggie Newhouse	1999-02	183	13.95	2,552
8. Antwan Goodley	2011-14	150	15.77	2,366
9. Lawrence Elkins	1962-64	144	14.54	2,094
10. Melvin Bonner	1989-92	92	21.57	1,984
11. Trent Shelton	2003-06	155	12.76	1,978
12. Denzel Mims	2016-current	125	15.61	1,951
13. Dominique Zeigler	2003-06	166	11.58	1,923
14. Laneous Sampson	2009-12	165	11.55	1,905
15. Jay Lee	2012-15	101	16.83	1,700
16. Chris Platt	2015-current	99	16.74	1,657

RECEPTIONS

CAREER LEADERS

PLAYER	SEASONS	YDS	AVG	REC
1. Kendall Wright	2008-11	4,004	13.26	302
2. Terrance Williams	2009-12	3,334	16.50	202
3. KD Cannon	2014-16	3,113	17.57	195
4. Tevin Reese	2010-13	3,102	16.59	187
5. Reggie Newhouse	1999-02	2,552	13.95	183
6. Corey Coleman	2013-15	3,009	17.39	173
7. Dominique Zeigler	2003-06	1,923	11.58	166
8. Laneous Sampson	2009-12	1,905	11.55	165
9. Gerald McNeil	1980-83	2,651	16.26	163
10. Trent Shelton	2003-06	1,978	12.76	155
11. Antwan Goodley	2011-14	2,366	15.77	150
12. Lawrence Elkins	1962-64	2,094	14.54	144
13. Robert Quiroga	2000-03	1,478	11.28	131
14. Levi Norwood	2011-14	1,626	12.70	128
15. Brandon Whitaker	2003-07	782	6.52	120
16. Denzel Mims	2016-current	1,951	15.61	125
17. David Gettis	2006-09	1,555	13.41	116
18. Jay Lee	2012-15	1,700	16.83	101
19. Chris Platt	2015-current	1,657	16.74	99

TOUCHDOWNS

CAREER LEADERS

PLAYER	SEASONS	REC	YDS	TD
1. Corey Coleman	2013-15	173	3,009	33
2. Kendall Wright	2008-11	302	4,004	30
3. Terrance Williams	2009-12	202	3,334	27
4. KD Cannon	2014-16	195	3,113	27
5. Tevin Reese	2010-13	187	3,102	24
6. Antwan Goodley	2011-14	150	2,366	21
7. Lawrence Elkins	1962-64	144	2,094	19
8. Melvin Bonner	1989-92	92	1,984	19
9. Gerald McNeil	1980-83	163	2,651	17
10. Denzel Mims	2016-curr.	114	1,810	16

RECEPTIONS OF 70+ YARDS

CAREER LEADERS

PLAYER	SEASONS	TOTAL
1. Melvin Bonner	1989-92	6
2. Terrance Williams	2009-12	5
3. Chris Platt	2015-current	5
4. KD Cannon	2014-16	3
5. Corey Coleman	2013-15	3
6. Tevin Reese	2010-13	2
7. Antwan Goodley	2011-14	2
8. Denzel Mims	2016-current	2
9. 32 times		1

PASSING

COMPLETION PERCENTAGE

CAREER LEADERS MINIMUM 250 ATTEMPTS

PLAYER	SEASONS	ATT	CMP	PCT
1. Robert Griffin III	2008-11	1,192	800	.671
-- Charlie Brewer	2017-	625	400	.640
2. Bryce Petty	2011-14	845	530	.627
3. Nick Florence	2009-12	754	466	.618
4. Shawn Bell	2003-06	914	559	.612

PASSING EFFICIENCY

CAREER LEADERS MINIMUM 300 ATTEMPTS

PLAYER	SEASONS	CMP	ATT	PCT	YDS	TD	INT	RATING
1. Bryce Petty	2011-14	530	845	.627	8,195	62	10	166.03
2. Seth Russell	2013-16	345	606	.569	5,461	60	18	159.40
3. Robert Griffin III	2008-11	800	1,192	.671	10,366	78	17	158.90
4. Nick Florence	2009-12	466	754	.618	6,301	41	22	144.11
-- Charlie Brewer	2017-	400	625	.640	4,780	33	13	141.51
5. J.J. Joe	1990-93	347	665	.522	5,995	31	28	134.87
6. Shawn Bell	2003-06	559	914	.612	5,666	38	17	123.23

YARDS

CAREER LEADERS

PLAYER	SEASONS	ATT	CMP	PCT	YDS
1. Robert Griffin III	2008-11	1,192	800	.671	10,366
2. Bryce Petty	2011-14	845	530	.627	8,195
3. Nick Florence	2009-12	754	466	.618	6,301
4. J.J. Joe	1990-93	665	347	.522	5,995
5. Shawn Bell	2003-06	914	559	.612	5,666
6. Jeff Watson	1994-97	802	425	.530	5,531
7. Seth Russell	2013-16	606	345	.569	5,461
8. Cody Carlson	1983-86	705	366	.519	5,411
9. Brad Goebel	1987-90	730	375	.514	5,026
10. Charlie Brewer	2017-curr.	625	400	.640	4,780

ATTEMPTS

CAREER LEADERS

PLAYER	SEASONS	CMP	YDS	ATT
1. Robert Griffin III	2008-11	800	10,366	1,192
2. Shawn Bell	2003-06	559	5,666	914
3. Bryce Petty	2011-14	530	8,195	845
4. Jeff Watson	1994-97	425	5,531	802
5. Nick Florence	2009-12	466	6,301	754
6. Brad Goebel	1987-90	375	5,026	730
7. Cody Carlson	1983-86	366	5,411	705
8. Blake Szymanski	2006-09	387	4,166	678
9. J.J. Joe	1990-93	347	5,995	665
10. Jermaine Alfred	1995-99	322	3,968	644
-- Charlie Brewer	2017-curr.	400	4,780	625

COMPLETIONS

CAREER LEADERS

PLAYER	SEASONS	ATT	YARDS	CMP
1. Robert Griffin III	2008-11	1,192	10,366	800
2. Shawn Bell	2003-06	914	5,666	559
3. Bryce Petty	2011-14	845	8,195	530
4. Nick Florence	2009-12	754	6,301	466
5. Jeff Watson	1994-97	802	5,531	425
6. Charlie Brewer	2017-	625	4,780	400
7. Brad Goebel	1987-90	730	5,026	375
8. Cody Carlson	1983-86	705	5,411	366

TOUCHDOWNS

CAREER LEADERS

PLAYER	SEASONS	YDS	INT	TD
1. Robert Griffin III	2008-11	10,366	16	78
2. Bryce Petty	2011-14	8,195	10	62
3. Seth Russell	2013-16	5,461	18	60
4. Nick Florence	2009-12	6,301	22	41
5. Shawn Bell	2003-04	5,666	17	38
6. Charlie Brewer	2017-	4,780	13	33
7. Cody Carlson	1983-86	5,411	34	32
8. J.J. Joe	1990-93	5,995	28	31
9. Jeff Watson	1994-97	5,531	27	30
10. Terry Southall	1964-66	4,100	45	29
Tom Muecke	1982-85	3,688	27	29

TOUCHDOWN-TO-INTERCEPTION RATIO

CAREER LEADERS MINIMUM 20 TOUCHDOWNS

PLAYER	SEASONS	TD	INT	PCT.
1. Bryce Petty	2011-14	62	10	6.200
2. Robert Griffin III	2008-11	78	16	4.875
3. Seth Russell	2013-16	60	18	3.333
4. Charlie Brewer	2017-	33	13	2.538
5. Shawn Bell	2003-06	38	17	2.235
6. Nick Florence	2009-12	41	22	1.864
7. Adrian Burk	1948-49	20	13	1.538
8. Jeff Watson	1994-97	30	27	1.111
9. J.J. Joe	1990-93	31	28	1.107
10. Tom Muecke	1982-85	29	27	1.074
11. Blake Szymanski	2006-08	26	25	1.040

INTERCEPTION PERCENTAGE

CAREER LEADERS MINIMUM 300 ATTEMPTS

PLAYER	SEASONS	INT	ATT	PCT.
1. Bryce Petty	2011-14	10	845	.0118
2. Robert Griffin III	2008-11	17	1,192	.0142
3. Shawn Bell	2003-06	17	914	.0186
-- Charlie Brewer	2017-	13	625	.0208
4. Nick Florence	2009-12	22	754	.0292
5. Seth Russell	2013-16	18	606	.0336
6. Jeff Watson	1994-97	27	802	.0337
7. Jermaine Alfred	1995-99	22	644	.0342
8. Zach Smith	2016-17	15	397	.0378
9. Adrian Burk	1948-49	13	312	.0417
10. J.J. Joe	1990-93	28	665	.0421
11. Don Trull	1961-63	24	537	.0447

TOTAL OFFENSE

TOTAL PLAYS

CAREER LEADERS

PLAYER	SEASONS	RUSH	PASS	PLAYS
1. Robert Griffin III	2008-11	528	1,192	1,720
2. J.J. Joe	1990-93	408	665	1,073
3. Bryce Petty	2011-14	192	845	1,037
4. Jeff Watson	1994-97	216	802	1,018
5. Shawn Bell	2003-06	101	914	1,015
6. Nick Florence	2009-12	205	754	959
7. Brad Goebel	1987-90	171	730	901
8. Cody Carlson	1983-86	195	705	900
9. Charlie Brewer	2017-	200	625	825
10. Blake Szymanski	2006-09	127	678	805
Seth Russell	2012-16	199	606	805

TOTAL YARDS

CAREER LEADERS

PLAYER	SEASONS	RUSH	PASS	YDS
1. Robert Griffin III	2008-11	2,254	10,366	12,620
...				
7. Shawn Bell	2003-06	212	5,666	5,454
8. Charlie Brewer	2017-	540	4,780	5,320
9. Brad Goebel	1987-90	310	5,026	4,716
10. Don Trull	1961-63	358	4,143	4,501

RUSHING

YARDS

CAREER LEADERS

PLAYER	SEASONS	ATT	AVG	YDS
1. Shock Linwood	2013-16	713	5.91	4,213
2. Walter Abercrombie	1978-81	732	5.01	3,665
3. Jerod Douglas	1994-97	522	5.39	2,811
4. Jay Finley	2007-10	478	5.56	2,660
5. Alfred Anderson	1980-83	554	4.38	2,424
6. Robert Griffin III	2008-11	528	4.27	2,254
7. Darrell Bush	1997-00	503	4.47	2,249
8. Dennis Gentry	1977, 79-81	414	5.39	2,231
9. Lache Seastrunk	2012-13	289	7.57	2,189
10. David Mims	1989-92	364	5.66	2,060
11. Terrance Ganaway	2009-11	364	5.61	2,042
12. Eldwin Raphael	1987-90	435	4.42	1,921
13. Terence Williams	2015-17	346	5.37	1,859
14. Robert Strait	1990-93	428	4.34	1,856
15. Rashad Armstrong	2002-03	417	4.13	1,721
16. Paul Mosley	2003-06	408	4.21	1,718
17. Larry Hickman	1956-58	388	4.41	1,713
18. Glasco Martin	2010-13	348	4.85	1,687
19. Pinkie Palmer	1966-68	444	3.50	1,554
20. Cleveland Franklin	1973-76	303	5.08	1,538
21. Jerry Coody	1951-53	345	4.45	1,536
22. Johnny Jefferson	2014-15	236	6.46	1,524
23. Brandell Jackson	1992-94	290	5.11	1,482
24. Pat McNeil	1973-75	277	5.28	1,462
25. Steve Beaird	1973-74	335	4.33	1,449
26. L.G. Dupre	1952-54	311	4.58	1,423
27. JaMycal Hasty	2016-current	287	4.86	1,396
28. John Henry	1990-93	285	4.82	1,375
29. Ronnie Bull	1959-61	295	4.59	1,354
30. Del Shofner	1954-56	220	6.12	1,346
31. Gary Lacy	1972-73	314	4.25	1,335
32. Jarred Salubi	2009-12	250	5.23	1,308
33. Devin Chafin	2013-15	222	5.68	1,261
34. Bradford Lewis	1991-94	324	3.80	1,230
35. Mathew Williams	1970-71	339	3.48	1,180
36. Gary Blair	1976-77	292	4.01	1,170
37. Brandon Whitaker	2003-07	275	4.25	1,169
38. John Lovett	2017-current	215	5.24	1,126
39. Allen Rice	1982-83	238	4.25	1,011

DEFENSE

SACKS

CAREER LEADERS

PLAYER	SEASONS	SACKS
1. Shawn Oakman	2013-15	17.5
...		
6. James Francis	1986-89	13.5
Matthew Pearson	1991-92	13.5
8. John Garrett	2000-03	13.0
Jamal Palmer	2012-15	13.0
10. K.J. Smith	2014-17	12.0
Santana Dotson	1988-91	12.0
Glenn Coy	1994-97	12.0
-- James Lynch	2017-current	9.5

DEPTH CHART VS. UTSA

OFFENSE

- WR 14 CHRIS PLATT (5-11, 172, 6SR.)**
21 Josh Fleeks (5-11, 188, So.)
- WR 84 MARQUES JONES (6-2, 211, SR.)**
81 Tyquan Thornton (6-3, 176, So.)
- WR 5 DENZEL MIMS (6-3, 215, SR.)**
16 Jared Atkinson (6-3, 216, Jr.)
- WR 13 RJ SNEED (6-1, 200, SO.)**
80 Jackson Gleeson (6-0, 180, R-Fr.)
- LT 76 CONNOR GALVIN (6-7, 302, SO.)**
57 Johncarlo Valentin (6-4, 320, SR.)
- LG 52 SAM TECKLENBURG (6-4, 310, Sr.)**
61 Khalil Keith (6-5, 320, So.)
- C 63 JAKE FRUHMORGEN (6-6, 305, SR.)**
55 Xavier Newman (6-2, 307, Jr.)
- RG 74 PRINCE PINES (6-4, 339, R-FR.)**
77 Jason Moore (6-3, 296, So.)
- RT 56 BLAKE BEDIER (6-5, 302, JR.) OR**
79 CASEY PHILLIPS (6-5, 303, R-FR.)
- TE 91 ROB SAULIN (6-5, 302, SO.) OR**
87 CHRISTOPH HENLE (6-6, 259, SO.)
- QB 12 CHARLIE BREWER (6-1, 206, JR.)**
11 Gerry Bohanon (6-3, 221, R-Fr.)
- RB 6 JAMYCAL HASTY (5-9, 205, SR.) OR**
25 TRESTAN EBNER (5-11, 208, JR.) OR
7 JOHN LOVETT (6-0, 212, JR.) OR

DEFENSE

- END 9 JAMES LOCKHART (6-2, 263, SR.)**
97 Niadré Zouzoua (6-4, 237, Jr.)
- NT 99 BRAVVION ROY (6-1, 333, SR.)**
95 Gabe Hall (6-5, 305, Fr.)
- END 93 JAMES LYNCH (6-4, 295, JR.)**
98 Chidi Ogbonnaya (6-5, 290, So.)
- WLB 26 TERREL BERNARD (6-1, 222, SO.) OR**
38 JORDAN WILLIAMS (6-0, 223, SR.)
- MLB 4 CLAY JOHNSTON (6-1, 232, SR.)**
52 Matt Jones (6-3, 237, Fr.)
- SLB 2 BLAKE LYNCH (6-3, 225, SR.)**
45 Bryson Jackson (6-2, 211, So.)
- CB 11 JAMESON HOUSTON (5-11, 200, SR.)**
37 Mark Milton (6-1, 182, R-Fr.)
- S 1 GRAYLAND ARNOLD (5-10, 190, JR.)**
42 Jairon McVea (5-9, 185, Jr.)
- S 3 CHRIS MILLER (6-0, 191, SR.)**
22 JT Woods (6-2, 190, So.)
- S 8 HENRY BLACK (6-0, 206, SR.)**
33 Will Williams (6-2, 205, Fr.)
- CB 13 RALEIGH TEXADA (5-10, 180, JR.)**
12 Kalon Barnes (6-0, 186, So.)

SPECIAL TEAMS

- FG 95 JOHN MAYERS (5-10, 184, R-FR.)**
99 Noah Rauschenberg (6-1, 203, Fr.)
- KO 99 NOAH RAUSCHENBERG (6-1, 203, FR.)**
43 Issac Power (6-1, 200, R-Fr.)
- P 43 ISSAC POWER (6-1, 200, R-FR.)**
99 Noah Rauschenberg (6-1, 203, Fr.)
- KR 7 JOHN LOVETT (6-0, 212, JR.)**
21 Josh Fleeks (5-11, 188, So.)
- PR 1 GRAYLAND ARNOLD (5-10, 190, JR.) OR**
13 RJ SNEED (6-1, 200, SO.)
- LS 46 ROSS MATISCIK (6-0, 235, SR.)**
67 Thor Rodoni (6-2, 211, Jr.)
- H 32 SKYLER WETZEL (5-9, 190, JR.)**
89 Jay Sedwick (5-11, 211, So.)

CAREER STARTS

- 29 Sam Tecklenburg
- 27 Chris Platt
- 24 Denzel Mims
- 22 Clay Johnston
- 20 Blake Lynch
- 17 Charlie Brewer, Bravvion Roy
- 16 Grayland Arnold
- 15 Jordan Williams
- 14 James Lynch, Chris Miller
- 13 Jake Fruhmorgen (9), JaMycal Hasty,
- 11 Henry Black, Xavier Newman
- 9 Marques Jones, Jalen Pitre, Johncarlo Valentin
- 7 Connor Galvin, John Lovett, Raleigh Texada
- 6 Christoph Henle
- 5 Jameson Houston
- 4 Gavin Holmes
- 3 Jared Atkinson, Terrel Bernard, James Lockhart, Christian Morgan
- 2 Josh Fleeks, Ross Maticcik, Ryan Miller, RJ Sneed, Tyquan Thornton
- 1 Kalon Barnes, Blake Bedier, Trestan Ebner, Tyler Henderson, Jairon McVea, Prince Pines, Rob Saulin

CONSECUTIVE STARTS

- 26 Sam Tecklenburg

CAREER GAMES PLAYED

- 44 Chris Platt
- 39 Ross Maticcik, Sam Tecklenburg, Jordan Williams
- 37 Henry Black
- 36 Jameson Houston, Blake Lynch, Denzel Mims
- 35 Bravvion Roy
- 34 Clay Johnston
- 32 JaMycal Hasty, Chris Miller
- 30 James Lockhart (16)
- 27 Jake Fruhmorgen (19), Marques Jones
- 26 Jared Atkinson, Jalen Pitre
- 25 Grayland Arnold, Trestan Ebner, James Lynch
- 24 John Lovett, Jairon McVea
- 23 Ryan Miller, Trystan Slinker (22)
- 22 Charlie Brewer
- 18 Xavier Newman
- 17 Zeke Brown
- 16 Raleigh Texada
- 15 Terrel Bernard, Koby Bullard
- 14 Connor Galvin, Christoph Henle, Tyquan Thornton
- 13 Kalon Barnes, Josh Fleeks, Tyler Henderson, Christian Morgan, Owen Rogers
- 12 Chidi Ogbonnaya, RJ Sneed
- 11 Jake Copeland, Gavin Holmes, Rob Saulin, Jay Sedwick, Johncarlo Valentin, Skyler Wetzel (10)
- 10 Ashton Logan
- 8 Russell Morrison
- 7 Khalil Keith, Abram Smith
- 6 Cody George
- 4 Gerry Bohanon, BJ Hanspard, Mark Milton, Jason Moore
- 3 Dru Dixon, Henry Klinge, Ben Sims, Bralen Taylor
- 2 John Mayers, Garret McGuire, Issac Power, Thor Rodoni, Ty Smith, Jim Threet, Craig Williams
- 1 Brandon Bass, Davis Baucum, Will Baxter, Blake Bedier, Jacoby Clarke, Colby Delashaw, T.J. Franklin, Blake George, Jackson Gleeson, Gabe Hall, Bryson Jackson, Colby Johnston, Matt Jones, Qualan Jones, Josh Landry, Alex Lanham, Collin Losack, Paul Matavao-Poialii, Michael McNair, Tripp Mitchell, Kyle Peterson, Casey Phillips, Prince Pines, Garmon Randolph, Noah Rauschenberg, Shevin Smith, Yusuf Terry, Solo Turner, Brayden Utley, Brandon White, Harrison White, Kolby White, Will Williams, Niadre Zouzoua

(italics represent previous school total)

PRONUNCIATION GUIDE

GRAYLAND Arnold	GRAY-lund
KALON Barnes	KAY-lun
Blake BEDIER	BEH-dee-YAY
TERREL Bernard	TUH-rell
GERRY Bohanon	Gary
Davis DIVALL	Davis DUH-VOL
Trestan EBNER	TRESS-tan EBB-nurr
Jake FRUHMORGEN	froo-MOHR-gen
CHRISTOPH HENLE	KRISS-toff HEN-lee
MARQUES Jones	MAR-kuss
QUALAN Jones	KWAY-lun
KHALIL Keith	KUH-leal
Henry KLINGE	Cling
Paul MATAVAO-POIALII	Mot-UH-vow POE-uh-LEE-ee
Ross MATISCIK	Mat-IZ-sick
JAIRON MCVEA	JARE-un MICK-vay

XAVIER Newman	ex-AY-vee-uhr
CHIDI OGBONNAYA	CHEE-dee OH-bug-nye-uh
Jalen PITRE	PEE-tree
Noah RAUSCHENBERG	RAW-shin-BURG
Thor RODONI	RUH-dohn-ee
BRAVVION Roy	BRAY-vee-on
BRALEN Taylor	BRAY-lin
YUSUF Terry	You-SUFF
RALEIGH TEXADA	RAW-lee tuh-HAH-duh
TYQUAN Thornton	tye-KWON
Johncarlo VALENTIN	Val-in-tine
Skyler WETZEL	Wet-ZULL
Jacob ZENO	ZEE-no
Niadré ZOUZOUA	KNEE-ah-DRAY ZOO-zwah

PLAYER SPOTLIGHTS



1 GRAYLAND ARNOLD

S • 5-10 • 190 • JR. • 2L
KOUNTZE, TEXAS (KOUNTZE HS)

Veteran defensive back that redshirted 2018 ... Ranks 10th among Baylor active leaders in career starts (16) ... voted a single digit by teammates in 2017 and 2018

2019 (Junior): Started the season opener vs. SFA (8/31), made 4 tackles (2 solo) and a half TFL, also returned 2 punts for a total of 17 yards, including a career-long 13 yard return.

ARNOLD CAREER STATISTICS

DEFENSIVE										
YEAR	G/GS	UT	AT	TT	TFL-YD	QBS-YD	FF/FR	PBU	INT-YD	
2016	11/4	17	3	20	2.0-10	0-0	0/0	4	0-0	
2017	9/9	26	9	35	3.0-8	0-0	1/1	7	1-20	
2018	4/2	6	0	6	0-0	0-0	0/0	0	0-0	
2019	1/1	2	2	4	0.5-1	0-0	0/0	0	0-0	
CAREER	25/16	51	14	65	5.5-19	0-0	1/1	11	1-20	

PUNT RETURNS

YEAR	G/GS	NO	YD	AVG	TD	LP/OPPONENT
2016	11/4	0	0	0.0	0	--
2017	9/9	0	0	0.0	0	--
2018	4/2	2	12	6.0	0	11/Kansas
2019	1/1	2	17	8.5	0	13/SFA
CAREER	24/15	2	12	6.0	0	13/SFA (2019)

CAREER BESTS

Tackles: 6 vs. Texas Tech (11/11/17); at TCU (11/24/17)
Solo Tackles: 5 at TCU (11/24/17)
Tackles-For-Loss: 2 vs. Boise State (12/27/16)
Interceptions: 1 vs. Texas (10/28/17)
Forced Fumbles: 1 at Oklahoma State (10/14/17)
Fumble Recoveries: 1 at Oklahoma State (10/14/17)
Pass Breakups: 2 at WVU (12/3/16); vs. ISU (11/18/17)



16 JARED ATKINSON

WR • 6-3 • 216 • JR. • 2L
MESQUITE, TEXAS (HORN HS)

2019 (Junior): Caught one pass for 16 yards vs. SFA (8/31)

ATKINSON CAREER STATISTICS

RECEIVING										
YEAR	G/GS	REC	YD	AVG	TD	LP/OPPONENT				
2016	9/0	4	44	11.0	0	20/at West Virginia				
2017	12/2	5	73	14.6	0	25/at TCU				
2018	4/1	0	0	0.0	0	0/0				
2019	1/0	1	16	0.0	0	16/SFA				
CAREER	26/3	10	133	13.3	0	25/at TCU				

PASSING

YEAR	G/GS	CMP	ATT	PCT	YDS	INT	TD	EFF.	LP/OPPONENT
2016	9/0	0	0	0.0	0	0	0	0.0	0
2017	122	1	1	100.0	20	0	0	268.0	20/
2018	4/0	1	1	100.0	36	0	0	402.4	36/UTSA
CAREER	25/2	2	2	100.0	56	0	0	335.2	36/UTSA

RUSHING

YEAR	G/GS	ATT	YD	AVG/A	TD	LP/OPPONENT
2016	9/0	1	1	1.0	0	1
2017	12/2	2	15	7.5	0	8/Iowa State
CAREER	25/1	3	16	5.3	0	8/Iowa State

CAREER BESTS

Receptions: 3 at TCU (11/24/17)
Receiving Yards: 49 at TCU (11/24/17)
Touchdowns: --
Longest Reception: 25 at TCU (11/24/17)
100-Yard Games: Season (0); Career (0)
200-Yard Games: Season (0); Career (0)



12 KALON BARNES

CB • 6-0 • 186 • SO. • 1L
SILSBEE, TEXAS (SILSBEE HS)

One of the fastest player in the nation ... member of Baylor track and field team ... all conditions 100 meter personal best of 10.04 during senior year of high school ... won Texas high school 100 and 200 meter titles in both 2017 and 2018 ... nickname is "Boogie" ... moved to corner from wide receiver during 2018 fall camp.

2019 (Sophomore): Made his season debut in the opener vs. SFA (8/31), making one tackle, also credited with one pass defense.

BARNES CAREER STATISTICS

DEFENSIVE										
YEAR	G/GS	UT	AT	TT	TFL-YD	QBS-YD	FF/FR	PBU	INT-YD	
2018	11/1	7	3	10	0-0	0-0	0/0	1	0-0	
2019	1/0	0	1	1	0.5-0	0-0	0/0	1	0-0	
CAREER	12/1	7	4	11	0.5-0	0-0	0/0	2	0-0	

DEFENSIVE CAREER BESTS

Tackles: 3, vs. Oklahoma State (11/3/18)
Solo Tackles: 3, vs. Oklahoma State (11/3/18)
Tackles-For-Loss: N/R
Interceptions: N/R
Forced Fumbles: N/R
Fumble Recoveries: N/R
Pass Breakups: 1, vs. Kansas State (10/6/18)



26 TERREL BERNARD

LB • 6-1 • 222 • SO. • 1L
LA PORTE, TEXAS (LA PORTE HS)

2019 (Sophomore): Started the season opener vs. SFA (8/31) at WLB, collected 4 total tackles (2 solo).

BERNARD CAREER STATISTICS

DEFENSIVE										
YEAR	G/GS	UT	AT	TT	TFL-YD	QBS-YD	FF/FR	PBU	INT-YD	
2017	2/0	0	0	0	0-0	0-0	0/0	0	0-0	
2018	11/2	22	22	44	3.0-15	1-12	0/0	1	1-28	
2019	1/1	2	2	4	0-0	0-0	0/0	0	0-0	
CAREER	14/3	27	24	51	3.0-15	1-12	0/0	1	1-28	

PLAYER SPOTLIGHTS

CAREER BESTS

Tackles: 7, three times, last vs. Kansas (9/22/18)
Solo Tackles: 5 vs. Kansas (9/22/18)
Tackles-For-Loss: 1 twice, last vs. Kansas (9/22/18)
Sacks: 1 at UTSA (9/8/18)
Interceptions: 1 vs. ACU (9/1/18)
Forced Fumbles: --
Fumble Recoveries: --
QB Hurries: --



8
HENRY BLACK
S • 6-0 • 206 • SR. • 3L
SHREVEPORT, LA. (WOODLAWN HS)

Ranks ninth among active Baylor players in career games played with 39 Voted a single-digit by his teammates in Aug. 2019 and 2018 ... Completed undergraduate degree in December 2018.

2019 (Senior): Started at RLB vs. SFA (8/31), made 1 tackle in the win.

BLACK CAREER STATISTICS

DEFENSIVE									
YEAR	G/GS	UT	AT	TT	TFL-YD	QBS-YD	FF/FR	PBU	INT-YD
2015				redshirt					
2016	13/0	6	2	8	0-0	0-0	0/0	0	0-0
2017	12/6	13	12	25	0-0	0-0	0/0	0	1-0
2018	13/4	18	6	24	3.0-21	2.0-18	0/0	0	0-0
2019	1/1	1	0	1	0-0	0-0	0/0	0	0-0
CAREER	39/11	38	20	58	3.0-21	2.0-18	0/0	0	1-0

CAREER BESTS

Tackles: 8 vs. TCU (11/17/18)
Solo Tackles: 6 vs. TCU (11/17/18)
Tackles-For-Loss: 2.0 vs. TCU (11/17/18)
Sacks: 1.0, 2x, vs. TCU (11/17/18) vs. Kansas State (10/6/18)
Interceptions: 1 at Duke (9/16/17)
Forced Fumbles: --
Fumble Recoveries: --
Pass Breakups: --



11
GERRY BOHANON
QB • 6-3 • 221 • R-FR. • RS
EARLE, ARK. (EARLE HS)

Physical, athletic quarterback prospect expected to backup Charlie Brewer in 2019 ... saw action in three games as true freshman, but earned redshirt ... enrolled January 2018 ... Spring 2018 Big 12 Commissioner's Honor Roll.

2019 (RS-Freshman): In the season opener vs. SFA (8/31), was 5-for-6 for 51 yards passing, tossed his first career TD pass, a 9-yd pass to Tyquan Thornton, also rushed for 84 yards on six carries with a long of 39.

BOHANON CAREER STATISTICS

PASSING									
YEAR	G/GS	CMP	ATT	PCT	YDS	INT	TD	EFF.	LP/OPPONENT
2018	3/0	0	1	0.0	0	0	0	0.0	0
2019	1/0	5	6	83.3	51	0	1	209.73	16/SFA
CAREER	4/0	5	7	71.4	51	0	1	179.8	16/SFA

RUSHING

YEAR	G/GS	ATT	YD	AVG/A	TD	LP/OPPONENT
2018	3/0	2	5	2.5	0	3/Oklahoma State
2019	1/0	6	84	14.0	0	34/SFA
CAREER	4/0	8	89	11.1	0	34/SFA



12
CHARLIE BREWER
QB • 6-1 • 206 • JR. • 2L
AUSTIN, TEXAS (LAKE TRAVIS HS)

Athletic, accurate, smart QB with outstanding intangibles ... has started 16 of last 17 games for Baylor ... 2019 Preseason All-Big 12 selection (Phil Steele) ... 2019 Davey O'Brien Award watch list ... 2019 Maxwell Award watch list ... 2017 Big 12 Co-Offensive Freshman of the Year (Coaches) ... Career completion percentage of .640 is second-best in BU history (.671) ... Has posted 11 career 200+ passing yard games, tied for 7th most in program history ... The Austin native has eclipsed 300 yards passing seven times, becoming the fifth player in program history with six or more games of 300+ yards passing ... He is joined by Bryce Petty, Robert Griffin III, Nick Florence and Seth Russell and currently ranks fourth with seven career 200+ yd passing performances ... Brewer has passed for 400+ yards twice, fifth most in BU history (Robert Griffin III, Bryce Petty, Blake Szlyanski, Nick Florence) ... Has seven career rushing TDs, 8th-most by a Baylor quarterback in program history ... 2017 Big 12 Offensive Freshman of the Year (Waco Trib and Athlon Sports) ... Set national high school completion percentage record as all-state senior while winning state title ... Father, uncle and older brother all played quarterback in college.

2019 (Junior): In the season opener vs. SFA (8/31), threw for 199 yards on 21-of-31 passing, with three passing TDs and no interceptions.

BREWER CAREER STATISTICS

PASSING									
YEAR	G/GS	CMP	ATT	PCT	YDS	INT	TD	EFF.	LP/OPPONENT
2017	8/4	139	204	68.1	1,562	4	11	146.33	58/at TCU (TD)
2018	13/12	240	390	62.0	3,019	9	19	138.0	75/Vanderbilt
2019	1/1	21	31	0	199	0	3	153.60	23/SFA
CAREER	22/17	400	625	64.0	4,780	13	33	141.5	75/Vanderbilt (TD)

RUSHING

YEAR	G/GS	ATT	YD	AVG/A	TD	LP/OPPONENT
2017	8/4	65	166	2.6	0	51/at TCU
2018	13/12	133	375	2.8	7	38/Vanderbilt
2019	1/1	2	-1	-0.5	0	-
CAREER	22/17	200	540	2.7	7	51/at TCU

RECEIVING

YEAR	G/GS	REC	YD	AVG	TD	LP/OPPONENT
2017	8/1	1	20	20.0	0	20/Kansas
2018	13/12	1	36	36.0	0	36/UTSA
2019	1/1	0	0	0	0	-
CAREER	22/17	2	56	28.0	0	36/UTSA (2018)

CAREER BESTS

PASSING

Attempts: 63 vs. Texas Tech (11/11/17)
Completions: 43 vs. Texas Tech (11/11/17)
Yards: 417 vs. Texas Tech (11/11/17)
Touchdowns: 3, 5 times, vs. Texas Tech (11/24/18); vs. Kansas (9/22/18); at UTSA (9/8/18); at Kansas (11/4/17); vs. Texas Tech (11/11/17)
Longest Pass: 75 vs. Vanderbilt (12/27/18)
200-Yard Games: Season (8); Career (11) (Last vs. Vanderbilt 12/27/18)
300-Yard Games: Season (4); Career (7) (Last vs. Vanderbilt 12/27/18)
400-Yard Games: Season (1); Career (2) (Last at Oklahoma 9/29/18)

PLAYER SPOTLIGHTS

RUSHING

Attempts: 18 vs. TCU (11/17/18)
Yards: 109 vs. Vanderbilt (12/27/18)
Touchdowns: 2 vs. Duke (9/15/18)
Longest Rush: 51 at TCU (11/24/17)
100-Yard Games: Season (1); Career (1)
200-Yard Games: Season (0); Career (0)



25

TRESTAN EBNER

RB • 5-11 • 208 • JR. • 2L
 HENDERSON, TEXAS (HENDERSON HS)

Quick runner with elite pass-catching skills ... 10th among Power 5 running backs with 29 receptions in 2018 ... three career 100-yard games (two receiving, one rushing) ... 2019 Preseason All-Big third team (Athlon), 2019 Preseason All-Big 12 fourth team (Phil Steele)

2019 (Junior): Had a career day in the season opener vs. SFA (8/31), scored a career-high three touchdowns (two rushing, one receiving), opened up scoring with a 16-yard receiving TD and then in the second quarter had back-to-back scores, a 21-yard rushing TD and an 11-yd rushing TD, finished with 2 carries (both scores) for 32 yards and 5 receptions for 40 yards.

EBNER CAREER STATISTICS

RUSHING

YEAR	G/GS	ATT	YD	AVG	TD	LP/OPPONENT
2017	11/0	23	121	5.3	2	40/WVU (TD)
2018	13/1	69	413	6.0	1	34/Vanderbilt (TD)
2019	1/0	2	32	16.0	1	16/SFA
CAREER	25/1	94	566	6.0	4	40/WVU (2017)

RECEIVING

YEAR	G/GS	REC	YD	AVG	TD	LP/OPPONENT
2017	11/0	20	267	13.4	3	58/at TCU (TD)
2018	13/1	29	348	12.0	1	75/Vanderbilt (TD)
2019	1/0	5	40	8.0	1	16/SFA
CAREER	25/1	54	655	12.1	5	75/Vanderbilt (2018)

PUNT RETURNS

YEAR	G/GS	NO	YD	AVG	TD	LP/OPPONENT
2017	11/0	0	0	0	0	0.0
2018	13/1	0	7	0.7	1	7 vs. OSU (TD)
2019	1/0	0	0	0.0	0	--
CAREER	25/1	0	7	0.3	1	7 vs. OSU (11/13/18)

PASSING

YEAR	G/GS	CMP	ATT	PCT	YDS	INT	TD	EFF.	LP/OPPONENT
2017	11/0	0	0	0.0	0	0	0	0.0	--
2018	13/1	0	1	0.0	0	1	0	-200.0	--
CAREER	24/1	0	1	0.0	0	1	0	-200.0	--

CAREER BESTS

RUSHING

Attempts: 17 vs. Kansas State (10/6/18)
Yards: 100 vs. Kansas State (10/6/18)
Touchdowns: 2 vs. SFA (8/31/19)
Longest Rush: 40 vs. West Virginia (10/22/17)
100-Yard Games: Season (1); Career (1) vs. Kansas State (10/6/18)
200-Yard Games: Season (0); Career (0)

CAREER BESTS

RECEIVING

Receptions: 6 at TCU (11/24/17)
Receiving Yards: 109, twice vs. Vanderbilt (12/27/18); vs. West Virginia (10/22/17)
Touchdowns: 2 vs. West Virginia (10/22/17)
Longest Reception: 75 vs. Vanderbilt (12/27/18)
100-Yard Games: Season (1); Career (2) (Last vs. Vanderbilt 12/27/18)
200-Yard Games: Season (0); Career (0)



21

JOSH FLEEKS

WR • 5-11 • 188 • SO. • 1L
 DALLAS, TEXAS (CEDAR HILL HS)

Speedy, elusive slot receiver that excels with ball in his hands ... 2019 Preseason All-Big 12 fourth team (Phil Steele)

2019 (Sophomore): In the season opener vs. SFA (8/31), caught 4 passes for 37 yards, also returned 1 kickoff for 16 yards.

FLEEKS CAREER STATISTICS

RECEIVING

YEAR	G/GS	REC	YD	AVG	TD	LP/OPPONENT
2018	12/1	14	126	9.0	1	34/Kansas (9/22/18)
2019	1/0	4	37	9.3	0	12/SFA (8/31/19)
CAREER	13/1	18	163	9.1	1	34/Kansas (2018)

RUSHING

YEAR	G/GS	ATT	YD	AVG	TD	LP/OPPONENT
2018	12/1	9	16	1.8	1	17/OSU (11/3)
2019	1/0	0	0	0	0	-
CAREER	13/1	9	16	1.8	1	17/OSU (2018)

KICK RETURNS

YEAR	G/GS	NO	YD	TD	LONG	AVG/R
2018	12/1	21	380	0	41	18.1
2019	1/0	1	16	0	16	16.0
CAREER	13/1	22	396	0	41	18.0

ALL-PURPOSE

YEAR	G/GS	RUSH	RCV	PR	KR	TOTAL	AVG/G
2018	12/1	16	126	0	380	522	43.5
2019	1/0	0	37	0	16	53	53.0
CAREER	13/1	16	163	0	396	575	44.2

CAREER BESTS

RUSHING

Attempts: 2, 3x, vs. OSU (11/3/18), at West Virginia (10/25/18), vs. ACU (9/1/18)
Yards: 18, vs. OSU (11/3/18)
Touchdowns: 1, at West Virginia (10/25/18)
Longest Rush: 17, vs. OSU (11/3/18)
100-Yard Games: --
200-Yard Games: --

RECEIVING

Receptions: 5 vs. Kansas (9/22/18)
Receiving Yards: 65 vs. Kansas (9/22/18)
Touchdowns: 1 vs. Kansas (9/22/18)
Longest Reception: 34 yards vs. Kansas (9/22/18)
100-Yard Receiving Games: --
200-Yard Receiving Games: --

PLAYER SPOTLIGHTS



90
TJ FRANKLIN
 DT • 6-4 • 294 • FR. • HS
 TEMPLE, TEXAS (TEMPLE HS)

2019 (Freshman): Made his collegiate debut vs. SFA (8/31).

FRANKLIN CAREER STATISTICS

DEFENSIVE									
YEAR	G/GS	UT	AT	TT	TFL-YD	QBS-YD	FF/FR	QBH	INT-YD
2019	1/0	0	0	0	0-0	0-0	0/0	0	0-0

CAREER BESTS
 Tackles: N/A
 Solo Tackles: N/A
 Tackles-For-Loss: N/A
 Sacks: N/A
 Forced Fumbles: N/A
 Fumbles Recovered: N/A
 QB Hurries: N/A
 Pass Breakups: N/A
 Blocked Kick: N/A



95
GABE HALL
 DT • 6-5 • 305 • FR. • HS
 WALLER, TEXAS (WALLER HS)

2019 (Freshman): Made his collegiate debut vs. SFA (8/31), came up with his first career blocked kick as he blocked an SFA field goal attempt.

HALL CAREER STATISTICS

DEFENSIVE									
YEAR	G/GS	UT	AT	TT	TFL-YD	QBS-YD	FF/FR	QBH	INT-YD
2019	1/0	0	0	0	0-0	0-0	0/0	0	0-0

CAREER BESTS
 Tackles: N/A
 Solo Tackles: N/A
 Tackles-For-Loss: N/A
 Sacks: N/A
 Forced Fumbles: N/A
 Fumbles Recovered: N/A
 QB Hurries: N/A
 Pass Breakups: N/A
 Blocked Kick: 1 vs. SFA (8/31)



80
JACKSON GLEESON
 WR • 6-0 • 185 • R-FR. • RS
 MANSFIELD, TEXAS (MANSFIELD HS)

2019 (RS-Freshman): Made his collegiate debut vs. SFA (8/31), but did not record a stat.

GLEESON CAREER STATISTICS

RECEIVING						
YEAR	G/GS	REC	YD	AVG	TD	LP/OPPONENT
2019	1/0	0	0	0.0	0	0/0

CAREER BESTS
 Receptions: N/A
 Receiving Yards: N/A
 Touchdowns: N/A
 Longest Reception: N/A
 100-Yard Games: N/A



6
JAMYCAL HASTY
 RB • 5-9 • 205 • SR. • 3L
 LONGVIEW, TEXAS (LONGVIEW HS)

Elusive and quick fifth-year senior running back ... 32 games played with 14 career starts ... Rushed for 434 yards on 82 carries, 4 rushing TDs, 1 receiving TD in 2018 ... Ran for 314 yards and one TD in injury-marred sophomore season ... Rushed for 623 yards and three scores as a redshirt freshman in 2016 ... Sat out 2015 as redshirt ... 2018 Big 12 All-Academic second team selection ... Graduated with a degree in health, kinesiology and leisure studies in August 2018 ... selected by his teammates for a single-digit jersey number in 2019 and 2018.

2019 (Senior): Made his 14th career start in the season opener vs. SFA (8/31), collected 25 yards rushing on 10 carries, also tallied 2 receptions for 6 yards.

HASTY CAREER STATISTICS

RUSHING						
YEAR	G/GS	ATT	YD	AVG	TD	LP/OPPONENT
2015			redshirt			
2016	12/0	119	623	5.2	3	31/at Rice
2017	8/3	76	314	4.1	1	41/Iowa State
2018	11/10	82	434	5.3	4	54/ACU (TD)
2019	1/1	10	25	2.5	0	6/SFA
CAREER	32/14	287	1396	4.9	8	54/ACU (TD)

RECEIVING						
YEAR	G/GS	REC	YD	AVG	TD	LP/OPPONENT
2015			redshirt			
2016	12/0	3	26	8.7	0	21/at Rice
2017	8/3	25	105	4.2	0	17/Texas Tech
2018	11/10	26	170	6.5	1	34/ACU
2019	1/1	2	6	3.0	0	4/SFA
CAREER	32/14	56	307	5.5	1	34/ACU

PUNT RETURNS						
YEAR	G/GS	NO	YD	AVG	TD	LP/OPPONENT
2016	12/0	0	0	0.0	0	0/0
2017	0/0	0	0	0.0	0	0/0
2018	11/10	0	33	0.0	1	33/Duke
2019	1/0	0	0	0.0	0	0/0
CAREER	32/14	0	33	0.0	1	0/0

PLAYER SPOTLIGHTS

CAREER BESTS

RUSHING

Attempts: 19 at Oklahoma (11/12/16)
Yards: 105 at Rice (9/16/16)
Touchdowns: 2, vs. ACU (9/1/18)
Longest Rush: 51 vs. ACU (9/1/18)
100-Yard Games: Season (1); Career (2) (Last 9/1/18 vs. ACU)
200-Yard Games: Season (0); Career (0)

CAREER BESTS

Receptions: 9 vs. Texas Tech (11/11/17)
Receiving Yards: 67 vs. ACU (9/1/18)
Touchdowns: 1 at UTSA (9/8/18)
Longest Reception: 34 vs. ACU (9/1/18)
100-Yard Games: Season (0); Career (0)
200-Yard Games: Season (0); Career (0)



87

CHRISTOPH HENLE

TE • 6-6 • 259 • SO. • 1L
INNSBRUCK, AUSTRIA (THE OAKRIDGE SCHOOL)

Physical blocker that served as primary tight end during 2018 season ... Enrolled January 2018 ... originally from Innsbruck, Austria ... attended high school in Arlington, Texas ... spring 2018 Big 12 Commissioner's Honor Roll selection.

2019 (Sophomore): Had 1 reception for 8 yards in the season opener vs. SFA (8/31)

HENLE CAREER STATISTICS

RECEIVING

YEAR	G/GS	REC	YD	AVG	TD	LP/OPPONENT
2018	13/6	7	58	8.3	0	13/Kansas (9/22/18)
2019	1/0	1	8	8.0	0	8/SFA (8/31/19)
CAREER	14/6	8	66	8.3	0	13/Kansas (2018)

CAREER BESTS

Receptions: 2, vs. Vanderbilt (12/27/18)
Receiving Yards: 13 vs. Kansas (9/22/18)
Touchdowns: --
Longest Reception: 13 vs. Kansas (9/22/18)
100-Yard Games: --



11

JAMESON HOUSTON

CB • 5-11 • 200 • SR. • 3L
AUSTIN, TEXAS (ST. MICHAEL'S ACADEMY)

2019 (Senior): Was named a game team captain for the season opener vs. SFA (8/31), started at cornerback, did not record a stat.

HOUSTON CAREER STATISTICS

DEFENSIVE

YEAR	G/GS	UT	AT	TT	TFL-YD	QBS-YD	FF/FR	QBH	INT-YD
2016	11/2	13	2	15	0.5-1	0-0	1/1	0	3-116
2017	11/2	16	2	18	1.0-4	0-0	0/0	1	0-0
2018	12/0	6	3	9	0-0	0-0	0/0	0	0-0
2019	1/1	0	0	0	0-0	0-0	0/0	0	0-0
CAREER	35/5	35	7	42	1.5-5	0-0	1/1	1	0-0

CAREER BESTS

Tackles: 6 vs. Texas (10/28/17)
Solo Tackles: 5 vs. Texas (10/28/17)
Tackles-For-Loss: 1.0 vs. Texas Tech (11/11/17)
PBUs: 1, eight times, last at Texas (10/13/18)
Forced Fumbles: 1 at Texas (10/29/16)
Recovered Fumbles: 1 at Texas (10/29/16)



4

CLAY JOHNSTON

LB • 6-1 • 232 • SR. • 3L
ABILENE, TEXAS (WYLIE HS)

One of the top linebackers in the Big 12 Conference ... fifth-year senior returning starter at the MIKE position ... 179 career tackles leads team ... 2019 Preseason All-Big 12 first team selection (Athlon, Lindy's, Phil Steele, Media) ... Butkus Award Watch List ... Nagurski Trophy Watch List ... DCTF All-Texas College first team ... Father, Kent, spent over two decades as strength and conditioning coach, most recently with the NFL's San Diego Chargers and currently serves as injury return specialist with Baylor sports medicine ... completed undergraduate degree in December 2018 ... pursuing master's in sport pedagogy ... 2018 All-Big 12 coaches second team selection ... AP All-Big 12 second team honoree ... Waco Tribune-Herald All-Big 12 second team ... Earned team's Fellowship of Christian Athletes (FCA) Award in the spring ... Earned a single digit jersey in Aug. 2019.

2019 (Senior): Started at MLB in the season opener vs. SFA (8/31), finished second on the team with 5 tackles (3 solo) with a half TFL and one pass break up.

JOHNSTON CAREER STATISTICS

DEFENSIVE

YEAR	G/GS	UT	AT	TT	TFL-YD	QBS-YD	FF/FR	QBH	INT-YD
2015									
				redshirted					
2016	13/2	14	12	26	4.0-14	0-0	0/0	1	1-65
2017	8/8	34	20	54	9.0-29	1.0-7	1/0	3	0-0
2018	12/11	64	35	99	5.5-26	1.0-12	0/0	0	0-0
2019	1/1	3	2	5	0.5-3	0-0	0/0	0	0-0
CAREER	34/22	115	69	184	19.0-72	2.0-19	1/0	4	1-65

CAREER BESTS

Tackles: 17, vs. Oklahoma State (11/3/18)
Solo Tackles: 14, vs. Oklahoma State (11/3/18)
Tackles-For-Loss: 3.0 at Duke (9/16/17)
Sacks: 1.0, twice, at Texas (10/13/18), at Duke (9/16/17)
Interceptions: 1 vs. Kansas (10/15/16)
Forced Fumbles: 1 vs. Liberty (9/2/17)
Fumble Recoveries: --
QB Hurries: 2 at Duke (9/16/17)

PLAYER SPOTLIGHTS



84
MARQUES JONES
 WR • 6-2 • 211 • SR. • 2L
 MCKINNEY, TEXAS (MCKINNEY HS)

Speedy wide receiver and scholar athlete ... Named Baylor's 2018-19 engineering student of the year ... Scored first and last touchdowns of 2018 season for Baylor including the game-winner vs. Vanderbilt in Texas Bowl ... Has played in 25 career games with eight starts ... 2018 Gerald Lage Academic Achievement Award from Big 12 ... 2018 and 2017 Academic All-Big 12 first team ... Completed a 4.0 GPA in Electrical and Computer Engineering for spring 2019 ... Earned a scholarship at the end of 2018 fall camp.

2019 (Senior): Started at wide receiver in the season opener vs. SFA (8/31), did not record a stat.

M. JONES CAREER STATISTICS

RECEIVING						
YEAR	G/GS	REC	YD	AVG	TD	LP/OPPONENT
2015			redshirt			
2016	0/0	0	0	0.0	0	--
2017	12/1	3	35	11.7	0	14/Texas
2018	13/7	21	242	11.5	2	52/Vanderbilt (TD)
2019	1/1	0	0	0.0	0	--
CAREER	26/9	24	277	11.5	2	52/Vanderbilt (TD)

CAREER BESTS

Receptions: 3, 3x, at Iowa State (11/10/18), at Oklahoma (9/29/18), vs. Duke (9/15/18)

Receiving Yards: 52 vs. Vanderbilt (12/27/18)

Touchdowns: 1, vs. Vanderbilt (12/27/18); vs. ACU (9/1/18)

Longest Reception: 52 vs. Vanderbilt (12/27/18)

100-Yard Games: Season (0); Career (0)

200-Yard Games: Season (0); Career (0)



9
JAMES LOCKHART
 DE • 6-2 • 263 • SR. • 1L
 ENNIS, TEXAS (TEXAS A&M)

Fifth-year senior leader on the defensive line ... hailed by coaching staff for having best spring of all defensive linemen, named Most Improved Defensive Player in the spring ... Has played in 29 career games with two starts ... 2018 Big 12 All-Academic second team honoree ... Transfer from Texas A&M enrolled at Baylor in January 2017 ... Redshirted the 2017 season and retained two years of eligibility ... Played in 16 games in his career at Texas A&M ... earned bachelor's degree in May 2019 ... pursuing master's degree in sport pedagogy

2019 (RS Senior - Baylor): Started at defensive end in the season opener vs. SFA (8/31), collected 1 solo tackle, a TFL for 6 yards in the victory.

LOCKHART CAREER STATISTICS

DEFENSIVE									
YEAR	G/GS	UT	AT	TT	TFL-YD	QBS-YD	FF/FR	QBH	INT-YD
2015 (A&M)	4/0	1	3	4	0-0	0-0	0/0	0	0-0
2016 (A&M)	12/0	7	4	11	1.0-5	0-0	0/0	0	0-0
2017 (BU)					redshirt				
2018 (BU)	13/2	7	4	11	3.0-7	1.0-5	0/0	2	0-0
2019 (BU)	1/1	1	0	1	1.0-6	0-0	0/0	0	0-0
CAREER	30/3	17	11	27	5.0-18	1.0-5	0/0	2	0-0

CAREER BESTS

Tackles: 4 vs. ACU (9/1/18)

Solo Tackles: 4 vs. ACU (9/1/18)

Tackles-For-Loss: 1.0, 4x, last vs. SFA (8/31/19)

Sacks: 1.0 vs. ACU (9/1/18)



7
JOHN LOVETT
 RB • 6-0 • 212 • JR. • 2L
 BURLINGTON, N.J. (CHEROKEE HS)

Physical, attacking running back and ... spent spring 2019 learning safety position ... could see time at running back and safety in 2019 ... Paul Hornung Award Watch List ... led Baylor in rushing during 2017-18 seasons ... Lovett became the 39th Baylor player in program history to rush for 1,000 yards ... Has 1,018 yards rushing in his career, good for 38th-best in program history ... Voted single-digit number by teammates in 2017 and 2018.

2019 (Junior): Rushed for 100+ yards for the fourth time in his career in the season opener vs. SFA (8/31), finished with a team-high 108 yards on 8 carries with a long of 38, averaged 13.5 yards per carry and 1 TD.

LOVETT CAREER STATISTICS

RUSHING						
YEAR	G/GS	ATT	YD	AVG	TD	LP/OPPONENT
2017	11/4	98	445	4.5	5	74/at Kansas State (TD)
2018	12/3	109	573	5.3	6	75/vs. OSU (TD)
2019	1/0	8	108	13.5	1	38/SFA (8/31/19)
CAREER	24/7	215	1126	5.2	12	75/vs. OSU (TD) (11/3/18)

RECEIVING

YEAR	G/GS	REC	YD	AVG	TD	LP/OPPONENT
2017	11/4	7	20	2.9	0	6/ISU
2018	12/3	5	48	9.6	0	10/Kansas
2019	1/0	0	0	0.0	0	--
CAREER	24/7	12	68	5.7	0	6/ISU (2017)

KICK RETURNS

YEAR	G/GS	NO	YD	AVG	TD	LP/OPPONENT
2017	11/4	7	125	17.9	0	33
2018	12/3	1	14	14.0	0	14/ACU
2019	1/0	1	19	19.0	0	19/SFA
CAREER	24/7	9	158	17.6	0	33 (2017)

CAREER BESTS

RUSHING

Attempts: 28 vs. Texas Tech (11/24/18)

Yards: 125 vs. Texas Tech (11/24/18)

Touchdowns: 3 vs. ACU (9/1/18)

Longest Rush: 75 vs. OSU (11/3/18) (TD)

100-Yard Games: Season (3); Career (3) vs. Texas Tech (11/24/18), vs. OSU (11/3/18), vs. ACU (9/1/18)

200-Yard Games: Season (0); Career (0)

RECEIVING

Receptions: 3 vs. UTSA (9/9/17)

Receiving Yards: 18, at West Virginia (10/25/18)

Touchdowns: --

Longest Reception: 6 vs. ISU (11/18/17)

100-Yard Games: Season (0); Career (0)

200-Yard Games: Season (0); Career (0)

PLAYER SPOTLIGHTS



2
BLAKE LYNCH
 LB • 6-3 • 225 • SR. • 3L
 GILMER, TEXAS (GILMER HS)

One of the most multi-talented players in the country ... Has made 18 career starts at five different positions (corner, linebacker, safety, wide receiver, running back) ... started at safety once and linebacker nine times in 2018 ... played both corner and wide receiver in 2017, making starts at both positions ... Saw action at both running back and receiver in 2016 ... has also seen game action at wildcat quarterback in his career ... 2019 Preseason All-Big 12 second team selection (Phil Steele) ... Former prep All-American ... Served on mission trip to Brazil during summer 2017 ... Earned his undergraduate degree in December 2018.

2019 (Senior): Started at SLB in the season opener vs. SFA (8/31), hauled in his second-career interception, collected 2 tackles (1 solo), a half TFL, 1 pass break up and blocked the first kick of his career, a punt in the first quarter.

B. LYNCH CAREER STATISTICS

DEFENSIVE									
YEAR	G/GS	UT	AT	TT	TFL-YD	QBS-YD	FF/FR	PBU	INT-YD
2015				redshirt					
2016	11/3	1	0	1	0-0	0-0	0/0	0	0-0
2017	12/5	13	5	18	0-0	0-0	0/0	6	0-0
2018	13/10	31	16	47	4.0-18	1.5-5	0/1	0	1-15
2019	1/1	1	1	2	0.5-2	0-0	0/0	1	1-1
CAREER	37/19	46	22	68	4.5-20	1.5-5	0/1	7	2-16

DEFENSE

Tackles: 10 at Texas (10/13/18)
Solo Tackles: 9 at Texas (10/13/18)
Tackles-For-Loss: 2.0 vs. Vanderbilt (12/27/18)
Interception: 1, 2x, vs. SFA (8/31/19), vs. Texas Tech (11/24/18)
PBUs: 2 vs. Liberty (9/2/17); at Oklahoma State (10/14/17)
Sack: 1.0 vs. Vanderbilt (12/27/18)
Blocked Kick: 1 vs. SFA (8/31/19)

CAREER BESTS

RECEIVING

Receptions: 7 vs. Texas Tech (11/11/17)
Receiving Yards: 110 at TCU (11/24/17)
Longest Reception: 57 at ISU (10/1/16)
Touchdowns: 1, four times, last at TCU (11/24/17)
100-Yard Games: Season (1); Career (1)
200-Yard Games: Season (0); Career (0)

RUSHING

Attempts: 6 at Oklahoma (11/12/16)
Yards: 58 at Oklahoma (11/12/16)
Touchdowns: --
Longest Rush: 21 at Oklahoma (11/12/16)
100-Yard Games: Season (0); Career (0)



93
JAMES LYNCH
 DT • 6-4 • 295 • JR. • 2L
 ROUND ROCK, TEXAS (ROUND ROCK HS)

Athletic, physical defender with pass rushing skills ... 2019 Preseason All-Big 12 first team (Athlon, Lindy's, Phil Steele, Media) ... 2019 DCTF All-Texas College first team ... Named to the watch lists for the Bednarik Award and Outland Trophy ... Career totals of 15.5 TFL and 9.5 sacks lead the Baylor roster ... 2018 All-Big 12 second team selection (coaches) ... 2018 AP All-Big 12 first team ... 2018 Waco Tribune-Herald All-Big 12 first team ... 2018 Academic All-Big 12 second team honoree ... 2017 ESPN Freshman All-American.

2019 (Junior): Started the first game of the season at defensive end, had his first sack of the season for six yards, tied career-best with 2 QB hurries, finished with 2 tackles (one solo) and 1.5 TFL.

J. LYNCH CAREER STATISTICS

DEFENSIVE									
YEAR	G/GS	UT	AT	TT	TFL-YD	QBS-YD	FF/FR	QBH	INT-YD
2017	11/0	15	5	20	5.0-21	3.0-18	0/1	0	0-0
2018	13/13	24	16	40	9.0-58	5.5-45	0/0	6	0-0
2019	1/1	1	1	2	1.5-8	1.0-6	0/0	2	0-0
CAREER	25/14	40	22	62	15.5-87	9.5-69	0/1	8	0-0

CAREER BESTS

Tackles: 7 at TCU (11/24/17)
Solo Tackles: 5 at TCU (11/24/17)
Tackles-For-Loss: 2.0, twice, last vs. K-State (10/6/18)
Sacks: 1.0 9 times, last vs. SFA (8/31/19)
Forced Fumbles: --
Fumbles Recovered: 1 at Kansas (11/4/17)
QB Hurries: 2, 2x, vs. SFA (8/31/19), vs. Duke (9/15/18)
Pass Breakups: 1, 2x, vs. ACU (9/1/18), vs. Duke (9/15/18)
Blocked Kick: 1, at West Virginia (10/25/18)



95
JOHN MAYERS
 K • 5-10 • 184 • R-FR. • RS
 FLOWER MOUND, TEXAS (MARCUS HS)

2019 (RS-Freshman): Was 6-for-6 in extra points in the season opener vs. SFA (8/31), did not attempt a field goal.

MAYERS CAREER STATISTICS

PLACE-KICKING						
YEAR	G	PAT-A	PCT	FG-A	PCT	TP
2018	1	3-3	1.000	0-0	--	3
2019	1	6-6	1.000	0-0	--	6
CAREER	2	9-9	1.000	0-0	--	9

CAREER BESTS

Longest FG:
Most FGs:
Most PATs: 6 vs. SFA (8/31/19)
Most Points: 6 vs. SFA (8/31/19)

PLAYER SPOTLIGHTS



3
CHRIS MILLER
 S • 6-0 • 191 • SR. • 3L
 FRISCO, TEXAS (LONE STAR HS)

Returning starter at safety ... has played in 32 career games with 13 starts ... 2018 Big 12 honorable mention ... Voted into single-digit jersey by teammates for 2017, 2018 and 2019 seasons

2019 (Senior): Started the season opener at safety vs. SFA (8/31), making 5 tackles (4 solo), tied for second-most on the team, with 0.5 TFL.

C. MILLER CAREER STATISTICS

DEFENSIVE									
YEAR	G/GS	UT	AT	TT	TFL-YD	QBS-YD	FF/FR	PBU	INT-YD
2016	8/0	4	2	6	0-0	0-0	0/0	0	0-0
2017	11/1	15	13	28	0-0	0-0	0/1	2	0-0
2018	12/12	50	17	67	1.5-9	1.0-9	1/1	2	0-0
2019	1/1	4	1	5	0.5-1	0-0	0/0	0	0-0
CAREER	32/14	73	33	106	2.0-10	1.0-9	1/2	4	0-0

CAREER BESTS

Tackles: 10, vs. Texas Tech (11/24/18)
Solo Tackles: 8, vs. OSU (11/3/18)
Tackles-For-Loss: 1.0 vs. OSU (11/3/18)
Interceptions: 1.0 vs. OSU (11/3/18)
Forced Fumbles: 1 vs. K-State (10/6/18)
Fumble Recoveries: 1, twice, last vs. K-State (10/6/18)
Pass Breakups: 1, vs. Vanderbilt (12/27/18), vs. Duke (9/15/18), at Oklahoma State (10/14/17); at TCU (11/24/17)



5
DENZEL MIMS
 WR • 6-3 • 215 • SR. • 3L
 DAINGERFIELD, TEXAS (DAINGERFIELD HS)

One of the top returning receivers in the Big 12 Conference ... ranks 13th on Baylor's career receiving yards list (1,905) ... Ranks 15th in Baylor history with 120 career receptions ... Ranks 10th in BU history with 16 receiving touchdowns in his career ... six career 100-yard receiving games ... Preseason All-Big 12 second team (Athlon, Phil Steele) ... DCTF All-Texas College first team ... three time Biletnikoff Award Watch List honoree ... Earned single digit jersey in Aug. 2019.

2019 (Senior): Started the season opener at wide receiver vs. SFA (8/31), hauled in five passes (tied for the team high) for 46 yards and a long of 21 yards.

MIMS CAREER STATISTICS

RECEIVING						
YEAR	G/GS	REC	YD	AVG	TD	LP/OPPONENT
2016	11/1	4	24	6.0	0	10/at Rice
2017	12/11	61	1,087	17.8	8	71/Oklahoma (TD)
2018	12/10	55	794	14.4	8	55/ACU
2019	1/1	5	46	9.2	0	21/SFA
CAREER	36/23	125	1,951	15.6	16	71/Oklahoma (TD) (2017)

CAREER BESTS

Receptions: 12 vs. Texas Tech (11/11/17)
Receiving Yards: 192 vs. Oklahoma (9/23/17)
Touchdowns: 3 vs. Oklahoma (9/23/17)
Longest Reception: 71 vs. Oklahoma (9/23/17) (TD)
100-Yard Games: Season (1); Career (6) (Last at UTSA (9/8/18))



15
CHRISTIAN MORGAN
 S • 6-1 • 211 • SO. • 1L
 HOUSTON, TEXAS (PORTER HS)

Athletic, rangy safety ... shown a knack for blocking kicks with two in his freshman season ... Enrolled January 2018

2019 (Sophomore): Did not make an appearance in the season opener vs. SFA (8/31).

MORGAN CAREER STATISTICS

DEFENSIVE									
YEAR	G/GS	UT	AT	TT	TFL-YD	QBS-YD	FF/FR	PBU	INT-YD
2018	13/3	13	5	18	1.5-2	0-0	1/0	1	1--2

CAREER BESTS

Tackles: 5 at Texas (10/13/18)
Solo Tackles: 4 vs. K-State (10/6/18)
Tackles-For-Loss: 1.0 at West Virginia (10/25/18)
Interceptions: 1 vs. K-State (10/6/18)
Forced Fumbles: 1, at West Virginia (10/25/18)
Fumble Recoveries: --
Pass Breakups: --
Blocked Punts: 1, 2x, vs. Oklahoma State (11/3/18), vs. Duke (9/15/18)



98
CHIDI OGBONNAYA
 DT • 6-5 • 290 • SO. • 1L
 HOUSTON, TEXAS (LANGHAM CREEK HS)

2019 (Sophomore): Made his season debut in the opener vs. SFA (8/31), but did not record a stat.

OGBONNAYA CAREER STATISTICS

DEFENSIVE									
YEAR	G/GS	UT	AT	TT	TFL-YD	QBS-YD	FF/FR	QBH	INT-YD
2018	10/0	3	2	5	0-0	0-0	0/0	0	0-0
2019	1/0	0	0	0	0-0	0-0	0/0	0	0-0
CAREER	11/0	3	2	5	0-0	0-0	0/0	0	0-0

PLAYER SPOTLIGHTS



14 CHRIS PLATT

WR • 5-11 • 172 • 6SR. • 4L
WILLIS, TEXAS (WILLIS HS)

Sixth-year senior ultra-fast receiver and returner ... granted sixth year of NCAA eligibility in January 2019 ... Has played in 43 career games with 26 starts ... Ranks 16th on Baylor's career receiving yards list (1,627) ... Five of 11 career TD catches have been 70 or more yards, four came in 2017 ... Tied for second in BU history with Terrance Williams in career catches of 70 or more yards with five ... Missed final eight games of 2017 with knee injury ... competed for Baylor track and field squad in 2015, 2017 and 2019 ... Earned All-American honors in 4x400m relay in both 2017 and 2019 ... Helped 4x400m team to Big 12 title in 2017 ... completed undergraduate degree in May 2018.

2019 (6-Yr Senior): Started the season opener vs. SFA (8/31) at wide receiver, hauling in one reception for 23 yards.

PLATT CAREER STATISTICS

RECEIVING

YEAR	G/GS	REC	YD	AVG	TD	LP/OPPONENT
2014			redshirt			
2015	13/1	11	155	14.1	1	42/SMU (TD)
2016	13/9	35	567	16.2	4	89/Oklahoma State (TD)
2017	4/4	16	401	25.1	5	79/at Duke (TD)
2018	13/12	36	511	14.2	1	45/at Oklahoma
2019	1/1	1	23	23	0	23/SFA
CAREER	44/27	99	1,657	16.7	11	89/Oklahoma St. 2016 (TD)

KICK RETURNS

YEAR	G/GS	NO	YD	AVG	TD	LP/OPPONENT
2014			redshirt			
2015	13/1	13	359	27.6	0	84/West Virginia
2016	13/9	0	0	0.0	0	--
2017	4/4	2	24	12.0	0	14/Liberty
2018	13/12	2	47	23.5	0	24/West Virginia
2019	1/1	0	0	0	0	--
CAREER	44/27	17	430	25.3	0	84/West Virginia (2015)

PUNT RETURNS

YEAR	G/GS	NO	YD	AVG	TD	LP/OPPONENT
2014			redshirt			
2015	13/1	0	0	0.0	0	--
2016	13/9	0	0	0.0	0	--
2017	4/4	0	0	0.0	0	--
2018	13/12	2	-24	-12.0	0	--
2019	1/1	0	0	0.0	0	--
CAREER	44/27	2	-24	-12.0	0	--

RUSHING

YEAR	G/GS	ATT	YD	AVG	TD	LP/OPPONENT
2015	13/1	0	0	0.0	0	--
2016	13/9	1	8	8.0	0	8/Kansas
2017	4/4	4	36	9.0	0	26/UTSA
2018	13/12	2	31	15.5	0	19/Kansas
2019	1/1	0	0	0.0	0	0/0
CAREER	44/27	7	75	10.7	0	26/UTSA (2017)

CAREER BESTS

Receptions: 6 vs. Boise State (12/27/16)

Receiving Yards: 148 at Duke (9/16/17)

Longest Reception: 89 vs. Oklahoma State (9/24/16) (TD)

Touchdowns: 2 vs. Oklahoma State (9/24/16); vs. Liberty (9/2/17); at Duke (9/16/17)

100-Yard Games: Season (2); Career (3) (Last at Duke 9/16/17)

200-Yard Games: Season (0); Career (0)



43 ISSAC POWER

P • 6-1 • 200 • R-FR. • RS
CASTLE ROCK, COLO. (PONDEROSA HS)

2019 (RS Freshman): In the opener vs. SFA (8/31), punted four times for 146 yards, average of 38.6 yards per punt with a career-long punt of 50 yards.

POWER CAREER STATISTICS

PUNTING

YEAR	G	NO	YDS	AVG	50+	IN20	LP/OPPONENT
2018	1	1	47	47			47/vs. Vanderbilt
2019	1	4	146	36.5	1	0	50/vs. SFA
CAREER	2	5	193	38.6	1	0	50/vs. SFA (2019)

CAREER BESTS

PUNTING

Punts: 4 vs. SFA (8/31/19)

Punting Yards: 146 vs. SFA (8/31/19)

Longest Punt: 146 vs. SFA (8/31/19)



99 NOAH RAUSCHENBERG

K • 6-1 • 203 • FR. • HS
TULSA, OKLA. (UNION HS)

2019 (Freshman): In his collegiate debut vs. SFA (8/31), kicked off 9 times for 8 touchbacks, 585 yards (65.0 yards per punt), along with nailing 2 extra points.

RAUSCHENBERG CAREER STATISTICS

PLACE-KICKING

YEAR	G	PAT-A	PCT	FG-A	PCT	TP
2019	1	2-2	100.0	0-0	0.00	2

CAREER BESTS

Longest FG: N/A

Most FGs: N/A

Most PATs: 2 vs. SFA (8/31/19)

Most Points: 2 vs. SFA (8/31/19)

Most Kickoffs: 9 vs. SFA (8/31/19)

Most Touchbacks: 8 vs. SFA (8/31/19)

PLAYER SPOTLIGHTS



99

BRAVVION ROY

DT • 6-1 • 333 • SR. • 3L
SPRING, TEXAS (SPRING HS)

Senior defensive tackle, one of the strongest players on the team ... Has played in 35 games with 17 starts in his career ... 2019 Preseason All-Big 12 (Athlon, Phil Steele)

2019 (Senior): Started the season opener vs. SFA (8/31) at nose tackle, led the team with 6 total tackles (4 solo), also was credited with 1 QBH.

ROY CAREER STATISTICS

DEFENSIVE									
YEAR	G/GS	UT	AT	TT	TFL-YD	QBS-YD	FF/FR	QBH	INT-YD
2016	9/1	5	2	7	0-0	0-0	0/0	1	0-0
2017	12/4	16	15	31	3.0-4	0.5-0	0/0	0	0-0
2018	13/11	15	19	34	3.0-7	1.5-4	0/0	0	0-0
2019	1/1	4	2	6	0-0	0-0	0/0	1	0-0
CAREER	35/17	40	38	78	6.0-11	2.0-4	0/0	2	0-0

CAREER BESTS

Tackles: 8 at Duke (9/16/17)

Solo Tackles: 4 at Texas (10/13/18)

Tackles for loss: 1.5, 2x, vs. OSU (11/3/18), at Duke (9/16/17)

Sacks: 1.5 vs. OSU (11/3/18)

QB Hurries: 1 vs. SMU (9/10/16)

Forced Fumbles: --

Fumbles Recovered: --

Safeties: 1 at TCU (11/24/17)



91

ROB SAULIN

TE/DT • 6-5 • 302 • SO. • 1L
PENNSVILLE, N.J. (PENNSVILLE MEMORIAL HS)

2019 (Sophomore): Made his season debut in the opener vs. SFA (8/31), playing on the offensive line.

SAULIN CAREER STATISTICS

DEFENSIVE									
YEAR	G/GS	UT	AT	TT	TFL-YD	QBS-YD	FF/FR	QBH	INT-YD
2018	6/0	1	0	1	0-0	0-0	0/0	0	0-0
2019	1/0	0	0	0	0-0	0-0	0/0	0	0-0



13

RJ SNEED

WR • 6-1 • 200 • SO. • RS
CYPRESS, TEXAS (CYPRESS RANCH HS)

2019 (Sophomore): Had a career performance in the season opener vs. SFA (8/31), averaging scoring a career-high 2 touchdowns on a career-best 5 receptions for 57 yards, including a career-long 21-yard TD reception.

SNEED CAREER STATISTICS

RECEIVING						
YEAR	G/GS	REC	YD	AVG	TD	LP/OPPONENT
2017	7/1	5	53	10.6	0	19/vs. West Virginia
2018	3/0	1	4	4.0	0	0/0
2019	1/1	5	57	11.4	2	21/vs. SFA
CAREER	11/2	11	114	10.4	2	21/vs. SFA (2019)

PUNT RETURNS						
YEAR	G/GS	NO	YD	AVG	TD	LP/OPPONENT
2017	7/1	1	-10	-10.0	0	
2018	3/0	1	-3	-3.0	0	
2019	1/1	1	1	1.0	0	vs. SFA (8/31)
CAREER	11/2	3	-12	-4.0	0	1/vs. SFA (2019)

ALL-PURPOSE							
YEAR	G/GS	RUSH	RCV	PR	KR	TOTAL	AVG/G
2017	7/1	0	53	-10	0	43	6.1
2018	3/0	0	0	-3	0	-3	-1.5
2019	1/1	0	57	1	0	58	58.0
CAREER	11/2	0	114	-12	0	102	9.3

CAREER BESTS

RECEIVING

Receptions: 5 vs. SFA (8/31/19)

Receiving Yards: 57 vs. SFA (8/31/19)

Touchdowns: -- 1 vs. SFA (8/31/19)

Longest Reception: 21 vs. SFA (8/31/19)



13

RALEIGH TEXADA

CB • 5-10 • 180 • JR. • 1L
FRISCO, TEXAS (CENTENNIAL HS)

Speedy corner with coverage skills ... 2019 Preseason All-Big 12 (Phil Steele) ... four PBU in 2018 was second on team ... 2018 All-Big 12 honorable mention selection (coaches) ... Competed as a sprinter on the Baylor track and field team in 2018 and 2019

2019 (Junior): Started the season opener vs. SFA (8/31) at corner, collected 1 tackle on the day.

TEXADA CAREER STATISTICS

DEFENSIVE									
YEAR	G/GS	UT	AT	TT	TFL-YD	QBS-YD	FF/FR	PD	INT-YD
2016									
				redshirt					
2017	3/0	2	0	2	0-0	0-0	0/0	0	0-0
2018	13/6	23	8	30	1.0-2	0-0	1/0	5	2-0
2019	1/1	0	1	1	0-0	0-0	0/0	0	0-0
CAREER	17/7	26	9	35	1.0-2	0-0	1/0	5	2-0

PLAYER SPOTLIGHTS

CAREER BESTS

Tackles: 9 vs. OSU (11/3/18)
Solo Tackles: 6 vs. OSU (11/3/18)
Tackles for loss: 1.0, at West Virginia (10/25/18)
Interceptions: 1, twice, vs. Texas Tech (11/24/18), at Texas (10/13/18)
Sacks: --
Forced Fumbles: 1, at Iowa State (11/10/18)
Fumbles Recovered: --
QB Hurries: --



38
JORDAN WILLIAMS
LB • 6-0 • 223 • SR. • 3L
PARIS, TEXAS (PARIS HS)

Returning starter at WILL linebacker ... has played in 39 games with 15 starts ... 119 career tackles entering 2019 ... completed undergraduate degree in December 2018 ... Was named a season-long team captain, along with OL Sam Tecklenburg.

2019 (Senior): Collected 3 solo tackles in the season opener vs. SFA (8/31)

J. WILLIAMS CAREER STATISTICS

DEFENSIVE										
YEAR	G/GS	UT	AT	TT	TFL-YD	QBS-YD	FF/FR	QBH	INT-YD	
2015										redshirt
2016	13/1	20	9	29	3.0-9	1.0-3	1/0	0	0-0	
2017	12/3	24	14	38	3.0-10	1.0-6	1/0	0	0-0	
2018	13/11	28	24	52	4.0-10	0-0	0/0	2	0-0	
2019	1/0	3	0	3	0-0	0-0	0/0	0	0-0	
CAREER	39/16	75	47	122	10.0-29	2.0-9	2/0	2	0-0	

CAREER BESTS

Tackles: 14 at Oklahoma (11/12/16)
Solo Tackles: 9 at Oklahoma (11/12/16)
Tackles-For-Loss: 2.0 vs. Kansas (10/15/16)
Sacks: 1.0 vs. Kansas (10/15/16); vs. Texas Tech (11/11/17)
Forced Fumbles: 1 at West Virginia (12/3/16); vs. Texas Tech (11/11/17)
Fumbles Recovered: --
Interceptions: --
Pass Breakup: 1, 3X, last vs. Texas Tech (11/24/18)



22
JT WOODS
S • 6-2 • 190 • SO. • 1L
SAN ANTONIO, TEXAS (STEELE HS)

Enrolled January 2018 ... competed in the 110m hurdles on the Baylor track and field team in 2019 ... named to the spring 2018 Big 12 Commissioner's Honor Roll.

2019 (Sophomore): Made 2 tackles (1 solo) and was credited with 1 QB hurry in the season opener vs. SFA (8/31).

WOODS CAREER STATISTICS

DEFENSIVE										
YEAR	G/GS	UT	AT	TT	TFL-YD	QBS-YD	FF/FR	PBU	INT-YD	
2018	13/0	13	5	18	1.0-11	1.0-11	0/0	2	0-0	
2019	1/0	1	1	2	0-0	0-0	0/0	0	0-0	
CAREER	14/0	14	6	20	1.0-11	1.0-11	0/0	2	0-0	

CAREER BESTS

Tackles: 4 at Texas (10/6/18)
Solo Tackles: 3 at Texas (10/6/18)
Tackles-For-Loss: 1.0 vs. Kansas (9/22/18)
Sacks: 1 vs. Kansas (9/22/18)
Pass Breakups: 1, twice, last at Oklahoma (9/29/18)
QB Hurry: 1 vs. SFA (8/31)
Interceptions: --
Forced Fumbles: --
Recovered Fumbles: --



81
TYQUAN THORNTON
WR • 6-3 • 176 • SO. • 1L
MIAMI, FLA. (BOOKER T. WASHINGTON HS)

2019 (Sophomore): Caught his first touchdown pass of the year, a 9-yd reception, his only catch of the day vs. SFA (8/31)

THORNTON CAREER STATISTICS

RECEIVING						
YEAR	G/GS	REC	YD	AVG	TD	LP/OPPONENT
2018	13/2	20	354	17.7	3	41/Texas Tech
2019	1/0	1	9	9.0	1	9/SFA
CAREER	14/2	21	363	17.3	4	41/Texas Tech (2018)

RUSHING						
YEAR	G/GS	ATT	YD	AVG	TD	LP/OPPONENT
2018	13/2	2	2	1.0	0	3/ACU
2019	1/0	0	0	0.0	0	--
CAREER	14/2	2	2	1.0	0	--

KICK RETURNS						
YEAR	G/GS	NO	YD	AVG	TD	LP/OPPONENT
2018	13/2	5	83	16.6	0	26/ACU
2019	1/0	0	0	0.0	0	0/0
CAREER	14/2	5	83	16/6	0	26/ACU (2018)

CAREER BESTS

Receptions: 3, 3x, at West Virginia (10/25), vs. Kansas (9/22/18); vs. Duke (9/15/18)
Receiving Yards: 92 vs. Duke (9/15/18)
Touchdowns: 1, 4x, last vs. SFA (8/31/19)
Longest Reception: 41 yards vs. Texas Tech (11/24/18)
100-Yard Games: --
200-Yard Games: --

BAYLOR FOOTBALL 2019

OVERALL: 1-0 (HOME 1-0, ROAD 0-0, NEUTRAL 0-0) | BIG 12 CONFERENCE: 0-0 (HOME 0-0, ROAD 0-0, NEUTRAL 0-0)

RESULTS 1-0 (0-0 BIG 12)

DATE	OPPONENT	RESULT	SCORE	ATTEND.	AP RANK	TV
Aug. 31	STEPHEN F. AUSTIN	W	56-17	43,013	—	ESPN+
Sept. 7	UTSA					FSN
Sept. 21	at Rice					CBSSN
Sept. 28	IOWA STATE					
Oct. 5	at Kansas State					
Oct. 12	TEXAS TECH					
Oct. 19	at Oklahoma State					
Oct. 31	WEST VIRGINIA					
Nov. 9	at TCU					
Nov. 16	OKLAHOMA					
Nov. 23	TEXAS					
Nov. 30	at Kansas					

TEAM STATISTICS

	BAYLOR	OPPONENTS
SCORING	56	17
Points Per Game	56.0	17.0
Points Off Turnovers	7	3
FIRST DOWNS	30	13
Rushing	15	7
Passing	13	6
Penalty	2	0
RUSHING YARDAGE	268	119
Yards gained rushing	275	146
Yards lost rushing	7	27
Rushing Attempts	37	32
Average Per Rush	7.2	3.7
Average Per Game	268.0	119.0
TDs Rushing	4	2
PASSING YARDAGE	250	158
Comp-Att-Int	26-37-0	16-30-1
Average Per Pass	6.8	5.3
Average Per Catch	9.6	9.9
Average Per Game	250.0	158.0
TDs Passing	4	0
TOTAL OFFENSE	518	277
Total Plays	74	62
Average Per Play	7.0	4.5
Average Per Game	518.0	277.0
KICK RETURNS: #-Yards	2-35	1-16
PUNT RETURNS: #-Yards	3-18	1-17
INT RETURNS: #-Yards	1-1	0-0
KICK RETURN AVERAGE	17.5	16.0
PUNT RETURN AVERAGE	6.0	17.0
INT RETURN AVERAGE	1.0	0.0
FUMBLES-LOST	2-1	0-0
PENALTIES-Yards	5-30	4-50
Average Per Game	30.0	50.0
PUNTS-Yards	4-146	8-248
Average Per Punt	36.5	31.0
Net punt average	32.2	28.8
KICKOFFS-Yards	9-585	4-246
Average Per Kick	65.0	61.5
Net kick average	41.0	40.2
TIME OF POSSESSION/Game	29:53	30:07
3RD-DOWN Conversions	8/13	6/16
3rd-Down Pct	62%	38%
4TH-DOWN Conversions	1/1	0/0
4th-Down Pct	100%	0%
SACKS BY-Yards	3-15	0-0
MISC YARDS	0	0
TOUCHDOWNS SCORED	8	2
FIELD GOALS-ATTEMPTS	0-0	1-2
ON-SIDE KICKS	0-0	0-0
RED-ZONE SCORES	(6-6) 100%	(3-4) 75%
RED-ZONE TOUCHDOWNS	(6-6) 100%	(2-4) 50%
PAT-ATTEMPTS	(8-8) 100%	(2-2) 100%
ATTENDANCE	43013	0
Games/Avg Per Game	1/43013	0/0
Neutral Site Games		0/0

SCORE BY QUARTERS

	1st	2nd	3rd	4th	Total
Baylor	14	21	14	7	56
Opponents	7	0	0	10	17

RUSHING

	GP	ATT.	GAIN	LOSS	NET	AVG.	TD	LONG	YPG
Lovett,John	1	8	108	0	108	13.5	1	38	108.0
Bohanon,Gerry	1	6	84	0	84	14.0	0	34	84.0
Ebner,Trestan	1	2	32	0	32	16.0	2	21	32.0
Hasty,JaMycal	1	10	25	0	25	2.5	0	6	25.0
Smith,Abram	1	4	12	4	8	2.0	1	9	8.0
Clarke,Jacoby	1	2	7	0	7	3.5	0	4	7.0
Jones,Qualan	1	3	6	1	5	1.7	0	3	5.0
Brewer,Charlie	1	2	1	2	-1	-0.5	0	1	-1.0
Total.....	1	37	275	7	268	7.2	4	38	268.0
Opponents.....	1	32	146	27	119	3.7	2	35	119.0

PASSING

	G	EFF	CMP-ATT-I	PCT	YDS	TD	LONG	AVG/G
Brewer,Charlie	1	153.60	21-31-0	67.7	199	3	23	199.0
Bohanon,Gerry	1	209.73	5-6-0	83.3	51	1	16	51.0
Total.....	1	162.70	26-37-0	70.3	250	4	23	250.0
Opponents.....	1	90.91	16-30-1	53.3	158	0	34	158.0

RECEIVING

	G	NO	YDS	AVG	TD	LONG	AVG/G
Sneed,R.J.	1	5	57	11.4	2	21	57.0
Mims,Denzel	1	5	46	9.2	0	21	46.0
Ebner,Trestan	1	5	40	8.0	1	16	40.0
Fleeks,Josh	1	4	37	9.2	0	12	37.0
Hasty,JaMycal	1	2	6	3.0	0	4	6.0
Platt,Chris	1	1	23	23.0	0	23	23.0
Atkinson,Jared	1	1	16	16.0	0	16	16.0
Thornton,Tyquan	1	1	9	9.0	1	9	9.0
Bullard,Koby	1	1	8	8.0	0	8	8.0
Henle,Christoph	1	1	8	8.0	0	8	8.0
Total.....	1	26	250	9.6	4	23	250.0
Opponents.....	1	16	158	9.9	0	34	158.0

TOTAL OFFENSE

	G	PLAYS	RUSH	PASS	TOTAL	AVG/G
Brewer,Charlie	1	33	-1	199	198	198.0
Bohanon,Gerry	1	12	84	51	135	135.0
Lovett,John	1	8	108	0	108	108.0
Ebner,Trestan	1	2	32	0	32	32.0
Hasty,JaMycal	1	10	25	0	25	25.0
Smith,Abram	1	4	8	0	8	8.0
Clarke,Jacoby	1	2	7	0	7	7.0
Jones,Qualan	1	3	5	0	5	5.0
Total.....	1	74	268	250	518	518.0
Opponents.....	1	62	119	158	277	277.0

BAYLOR FOOTBALL 2019

OVERALL: 1-0 (HOME 1-0, ROAD 0-0, NEUTRAL 0-0) | BIG 12 CONFERENCE: 0-0 (HOME 0-0, ROAD 0-0, NEUTRAL 0-0)

SCORING

	TD	FGS	PATs					SAF	PTS
			KICK	RUSH	RCV	PASS	DXP		
Ebner, Trestan	3	0-0	0-0	0-0	0	0-0	0	0	18
Sneed, R.J.	2	0-0	0-0	0-0	0	0-0	0	0	12
Thornton, Tyquan	1	0-0	0-0	0-0	0	0-0	0	0	6
Mayers, John	0	0-0	6-6	0-0	0	0-0	0	0	6
Lovett, John	1	0-0	0-0	0-0	0	0-0	0	0	6
Smith, Abram	1	0-0	0-0	0-0	0	0-0	0	0	6
Rauschenberg, Noah	0	0-0	2-2	0-0	0	0-0	0	0	2
Total.....	8	0-0	8-8	0-0	0	0-0	0	0	56
Opponents.....	2	1-2	2-2	0-0	0	0-0	0	0	17

PUNT RETURNS

	NO	YDS	AVG	TD	LONG
Arnold, Grayland	2	17	8.5	0	13
Sneed, R.J.	1	1	1.0	0	1
Total.....	3	18	6.0	0	13
Opponents.....	1	17	17.0	0	17

KICK RETURNS

	NO	YDS	AVG	TD	LONG
Fleeks, Josh	1	16	16.0	0	16
Lovett, John	1	19	19.0	0	19
Total.....	2	35	17.5	0	19
Opponents.....	1	16	16.0	0	16

INTERCEPTIONS

	NO	YDS	AVG	TD	LONG
Lynch, Blake	1	1	1.0	0	1
Total.....	1	1	1.0	0	1
Opponents.....	0	0	0.0	0	0

FUMBLE RETURNS

	NO	YDS	AVG	TD	LONG
Total.....	0	0	0.0	0	0
Opponents.....	0	0	0.0	0	0

ALL-PURPOSE YARDS

	G	RUSH	REC	PR	KOR	IR	TOT	AVG/G
Lovett, John	1	108	0	0	19	0	127	127.0
Bohanon, Gerry	1	84	0	0	0	0	84	84.0
Ebner, Trestan	1	32	40	0	0	0	72	72.0
Sneed, R.J.	1	0	57	1	0	0	58	58.0
Fleeks, Josh	1	0	37	0	16	0	53	53.0
Mims, Denzel	1	0	46	0	0	0	46	46.0
Hasty, JaMycal	1	25	6	0	0	0	31	31.0
Platt, Chris	1	0	23	0	0	0	23	23.0
Arnold, Grayland	1	0	0	17	0	0	17	17.0
Atkinson, Jared	1	0	16	0	0	0	16	16.0
Thornton, Tyquan	1	0	9	0	0	0	9	9.0
Henle, Christoph	1	0	8	0	0	0	8	8.0
Smith, Abram	1	8	0	0	0	0	8	8.0
Bullard, Koby	1	0	8	0	0	0	8	8.0
Clarke, Jacoby	1	7	0	0	0	0	7	7.0
Jones, Qualan	1	5	0	0	0	0	5	5.0
Lynch, Blake	1	0	0	0	0	1	1	1.0
Brewer, Charlie	1	-1	0	0	0	0	-1	-1.0
Total.....	1	268	250	18	35	1	572	572.0
Opponents.....	1	119	158	17	16	0	310	310.0

PUNTING

	NO	YDS	AVG	LONG	TB	FC	I20	50+	BLKD
Power, Issac	4	146	36.5	50	0	2	0	1	0
Total.....	4	146	36.5	50	0	2	0	1	0
Opponents.....	8	248	31.0	51	0	0	2	1	1

FIELD GOALS

	FGM-FGA	PCT	01-19	20-29	30-39	40-49	50-99	LG	BLK
--	---------	-----	-------	-------	-------	-------	-------	----	-----

KICKOFFS

	NO	YDS	AVG	TB	OB	RETN	NET	YDLN
Rauschenberg, Noah	9	585	65.0	8	0			
Total.....	9	585	65.0	8	0	16	41.0	24
Opponents.....	4	246	61.5	2	0	35	40.2	24

BAYLOR FOOTBALL 2019

OVERALL: 1-0 (HOME 1-0, ROAD 0-0, NEUTRAL 0-0) | BIG 12 CONFERENCE: 0-0 (HOME 0-0, ROAD 0-0, NEUTRAL 0-0)

DEFENSIVE STATISTICS

	GP-GS	SOLO	AST	TOTAL	TFL-YDS	SACKS-YDS	INT-YDS	PBU	QBH	FR-YDS	FF	BLOCK	SAFETY
Roy,Bravvion	1-1	4	2	6	1
Miller,Chris	1-1	4	1	5	0.5-1
Johnston,Clay	1-1	3	2	5	0.5-3	.	.	1
Bernard,Terrel	1-1	2	2	4	.	.	.	1
Arnold,Grayland	1-1	2	2	4	0.5-1
Jackson,Bryson	1-0	.	3	3
Williams,Jordan	1-0	3	.	3
Jones,Matt	1-0	1	2	3	0.5-2	0.5-2
McVea,Jairon	1-0	2	.	2	1.0-3
Lynch,Blake	1-1	1	1	2	0.5-2	.	1-1	1	.	.	.	1	.
Williams,Will	1-0	2	.	2
Utley,Brayden	1-0	1	1	2	0.5-2	0.5-2
Zouzoua,Niadre	1-0	2	.	2	1.0-5	1.0-5
Lynch,James	1-1	1	1	2	1.5-8	1.0-6	.	.	2
Woods,J.T.	1-0	1	1	2	1
Delashaw,Colby	1-0	1	1	2
Taylor,Bralen	1-0	1	.	1
Lockhart,James	1-1	1	.	1	1.0-6
Black,Henry	1-1	1	.	1
Hanspard Jr., Byron	1-0	.	1	1
Smith,Abram	1-0	1	.	1
Randolph,Garmon	1-0	1	.	1
Barnes,Kalon	1-0	.	1	1	0.5-0
Texada,Raleigh	1-1	.	1	1
Hall,Gabe	1-0	1	.
Houston,Jameson	1-1
Total.....	1	35	22	57	8-33	3-15	1-1	3	4	.	.	2	.
Opponents.....	1	44	18	62	2.0-3	0-0	.	2	4	1-0	1	.	.

BAYLOR FOOTBALL 2019

OVERALL: 1-0 (HOME 1-0, ROAD 0-0, NEUTRAL 0-0) | BIG 12 CONFERENCE: 0-0 (HOME 0-0, ROAD 0-0, NEUTRAL 0-0)

GAME-BY-GAME TEAM STATS

GAME	FINAL SCORE	QUARTERS					1ST DOWNS		RUSHING		PASSING		TOT OFF		PUNTS		PEN		3RD	4TH	RED	SACKS	FIELD	POSSESSION TIME				
		1	2	3	4	OT	R-P-PE	TOT	NO-YDS-TD	C-A-I	YDS	TD	ATT-YDS	NO-AVG	F-FL	NO-YDS	DNS	DNS	ZONE	NO-YDS	GOALS	1	2	3	4	TOT		
Baylor	56	14	21	14	7	15-13-2	30	37-268-4	26-37-0	250	4	74-518	4-36.5	2-1	5-30	8-13	1-1	6-6	3-15	0-0	5:28	9:39	6:45	8:01	29:53			
Stephen F. Austin	17	7	0	0	10	7-6-0	13	32-119-2	16-30-1	158	0	62-277	8-31.0	0-0	4-50	6-16	0-0	3-4	0-0	1-2	9:32	5:21	8:15	6:59	30:07			
Baylor																												
UTSA																												
Baylor																												
at Rice																												
Baylor																												
Iowa State																												
Baylor																												
at Kansas State																												
Baylor																												
Texas Tech																												
Baylor																												
at Oklahoma State																												
Baylor																												
West Virginia																												
Baylor																												
at TCU																												
Baylor																												
Oklahoma																												
Baylor																												
Texas																												
Baylor																												
at Kansas																												

GAME-BY-GAME OFFENSIVE STARTERS

OPPONENT	WR	LT	LG	C	RG	RT	TE	WR	QB	RB	WR	WR
SFA	Platt	Galvin	Tecklenburg	Fruhmorgen	Pines	Bedier	—	Mims	C. Brewer	Hasty	Sneed	M. Jones
UTSA												
at Rice												
Iowa State												
at Kansas State												
Texas Tech												
at Oklahoma State												
West Virginia												
at TCU												
Oklahoma												
Texas												
at Kansas												

GAME-BY-GAME DEFENSIVE STARTERS

OPPONENT	END	NT	END	WLB	MLB	SLB	RLB	CB	S	S	CB
SFA	Lockhart	Roy	J. Lynch	Bernard	Johnston	B. Lynch	Black	Houston	Arnold	Miller	Texada
UTSA											
at Rice											
Iowa State											
at Kansas State											
Texas Tech											
at Oklahoma State											
West Virginia											
at TCU											
Oklahoma											
Texas											
at Kansas											

BAYLOR FOOTBALL 2019

OVERALL: 1-0 (HOME 1-0, ROAD 0-0, NEUTRAL 0-0) | BIG 12 CONFERENCE: 0-0 (HOME 0-0, ROAD 0-0, NEUTRAL 0-0)

GAME-BY-GAME PASSING

CHARLIE BREWER	CMP	ATT	INT	PCT	YDS	TD	LONG	SACKS	EFF.	GERRY BOHANON	CMP	ATT	INT	PCT	YDS	TD	LONG	SACKS	EFF.
Stephen F. Austin	21	31	0	67.7	199	3	23	0	153.60	Stephen F. Austin	5	6	0	83.3	51	1	16	0	209.73
UTSA										UTSA									
at Rice										at Rice									
Iowa State										Iowa State									
at Kansas State										at Kansas State									
Texas Tech										Texas Tech									
at Oklahoma State										at Oklahoma State									
West Virginia										West Virginia									
at TCU										at TCU									
Oklahoma										Oklahoma									
Texas										Texas									
at Kansas										at Kansas									

GAME-BY-GAME RUSHING (No.-Yards-TDs)

PLAYER	NO-YDS-TD	SFA	UTSA	at Rice	ISU	at KSU	TTU	at OSU	WVU	at TCU	OU	UT	at KU
Lovett, John	8-108-1	8-108-1											
Bohanon, Gerry	6-84-0	6-84-0											
Ebner, Trestan	2-32-2	2-32-2											
Hasty, JaMycal	10-25-0	10-25-0											
Smith, Abram	4-8-1	4-8-1											
Clarke, Jacoby	2-7-0	2-7-0											
Jones, Qualan	3-5-0	3-5-0											
Brewer, Charlie	2-(-1)-0	2-(-1)-0											

GAME-BY-GAME RECEIVING (No.-Yards-TDs)

PLAYER	NO-YDS-TD	SFA	UTSA	at Rice	ISU	at KSU	TTU	at OSU	WVU	at TCU	OU	UT	at KU
Sneed, R.J.	5-57-2	5-57-2											
Mims, Denzel	5-46-0	5-46-0											
Ebner, Trestan	5-40-1	5-40-1											
Fleeks, Josh	4-37-0	4-37-0											
Hasty, JaMycal	2-6-0	2-6-0											
Platt, Chris	1-23-0	1-23-0											
Atkinson, Jared	1-16-0	1-16-0											
Thornton, Tyquan	1-9-1	1-9-1											
Henle, Christoph	1-8-0	1-8-0											
Bullard, Koby	1-8-0	1-8-0											

GAME-BY-GAME KICKING

JOHN MAYERS	PAT	ATT	PCT	FG	ATT	PCT	LONG	PTS
Stephen F. Austin	6	6	100.0	—	—	—	—	6
UTSA								
at Rice								
Iowa State								
at Kansas State								
Texas Tech								
at Oklahoma State								
West Virginia								
at TCU								
Oklahoma								
Texas								
at Kansas								

GAME-BY-GAME PUNTING

ISAAC POWER	NO	YDS	AVG	LONG	I20	TB	50+	60+
Stephen F. Austin	4	146	36.5	50	0	0	1	0
UTSA								
at Rice								
Iowa State								
at Kansas State								
Texas Tech								
at Oklahoma State								
West Virginia								
at TCU								
Oklahoma								
Texas								
at Kansas								

NOAH RAUSCHENBURG	PAT	ATT	PCT	FG	ATT	PCT	LONG	PTS
Stephen F. Austin	2	2	100.0	—	—	—	—	2
UTSA								
at Rice								
Iowa State								
at Kansas State								
Texas Tech								
at Oklahoma State								
West Virginia								
at TCU								
Oklahoma								
Texas								
at Kansas								

BAYLOR FOOTBALL 2019

OVERALL: 1-0 (HOME 1-0, ROAD 0-0, NEUTRAL 0-0) | BIG 12 CONFERENCE: 0-0 (HOME 0-0, ROAD 0-0, NEUTRAL 0-0)

GAME-BY-GAME TACKLES (UT-AT-TOT)

PLAYER	UT-AT-TOTAL	SFA	UTSA	at Rice	ISU	at KSU	TTU	at OSU	WVU	at TCU	OU	UT	at KU
Roy, Bravion	4-2-6	4-2-6											
Miller, Chris	4-1-5	4-1-5											
Johnston, Clay	3-2-5	3-2-5											
Arnold, Grayland	2-2-4	2-2-4											
Bernard, Terrel	2-2-4	2-2-4											
Williams, Jordan	3-0-3	3-0-3											
Jones, Matt	1-2-3	1-2-3											
Jackson, Bryson	0-3-3	0-3-3											
Williams, Will	2-0-2	2-0-2											
Zouzoua, Niadre	2-0-2	2-0-2											
McVea, Jairon	2-0-2	2-0-2											
Lynch, Blake	1-1-2	1-1-2											
Delashaw, Colby	1-1-2	1-1-2											
Utley, Brayden	1-1-2	1-1-2											
Lynch, James	1-1-2	1-1-2											
Woods, J.T.	1-1-2	1-1-2											
Randolph, Garmon	1-0-1	1-0-1											
Lockhart, James	1-0-1	1-0-1											
Taylor, Bralen	1-0-1	1-0-1											
Smith, Abram	1-0-1	1-0-1											
Black, Henry	1-0-1	1-0-1											
Barnes, Kalon	0-1-1	0-1-1											
Hanspard, Byron	0-1-1	0-1-1											
Texada, Raleigh	0-1-1	0-1-1											

GAME-BY-GAME TACKLES FOR LOSS (TFL-YARDS)

PLAYER	TFL-YDS	SFA	UTSA	at Rice	ISU	at KSU	TTU	at OSU	WVU	at TCU	OU	UT	at KU
Lynch, James	1.5-8	1.5-8											
Lockhart, James	1.0-6	1.0-6											
Zouzoua, Niadre	1.0-5	1.0-5											
McVea, Jairon	1.0-3	1.0-3											
Johnston, Clay	0.5-3	0.5-3											
Jones, Matt	0.5-2	0.5-2											
Lynch, Blake	0.5-2	0.5-2											
Utley, Brayden	0.5-2	0.5-2											
Miller, Chris	0.5-1	0.5-1											
Arnold, Grayland	0.5-1	0.5-1											
Barnes, Kalon	0.5-0	0.5-0											

GAME-BY-GAME SACKS (SACKS-YARDS)

PLAYER	SACKS-YDS	SFA	UTSA	at Rice	ISU	at KSU	TTU	at OSU	WVU	at TCU	OU	UT	at KU
Lynch, James	1.0-6	1.0-6											
Zouzoua, Niadre	1.0-5	1.0-5											
Jones, Matt	0.5-2	0.5-2											
Utley, Brayden	0.5-2	0.5-2											

BAYLOR FOOTBALL 2019

OVERALL: 1-0 (HOME 1-0, ROAD 0-0, NEUTRAL 0-0) | BIG 12 CONFERENCE: 0-0 (HOME 0-0, ROAD 0-0, NEUTRAL 0-0)

SCORING DRIVES

OPPONENT	PLAYS	YDS	DRIVE		DRIVE	
			TIME	CLOCK	START	PLAY
Stephen F. Austin	6	45	1:34	1st/11:48	SFA45	Ebner 16 pass from Brewer
Stephen F. Austin	5	46	1:51	1st/8:13	SFA46	Sneed 11 pass from Brewer
Stephen F. Austin	6	34	2:20	2nd/10:53	SFA34	Ebner 21 rush
Stephen F. Austin	7	81	2:34	2nd/6:48	BU19	Ebner 11 rush
Stephen F. Austin	8	45	3:11	2nd/2:20	SFA45	Lovett 19 rush
Stephen F. Austin	4	75	1:20	3rd/13:40	BU25	Sneed 21 pass from Brewer
Stephen F. Austin	6	63	2:39	3rd/10:07	BU37	Thornton 9 pass from Bohanon
Stephen F. Austin	11	80	6:50	4th/4:26	BU20	A. Smith 9 rush
AVERAGE DRIVE	6.6	58.6	2:47			

* - not counted toward average drive length

LONG PLAYS FROM SCRIMMAGE (25-Plus Yards)

YDS	PLAY	OPPONENT (QTR)
38	Lovett rush	Stephen F. Austin (3rd)
34	Bohanon rush	Stephen F. Austin (4th)

DRIVES SUPERLATIVES

MOST PLAYS:	11 vs. SFA (TD)	FEWEST PLAYS:	4 vs. SFA (TD)
MOST YARDS:	81 vs. SFA (TD)	FEWEST YARDS:	34 vs. SFA (TD)
LONGEST TIME:	6:50 vs. SFA (TD)	SHORTEST TIME:	1:20 vs. SFA (TD)

MISCELLANEOUS INFORMATION

OPPONENT	BAYLOR CAPTAINS	COIN TOSS	BAYLOR KO/REC	BAYLOR FIRST PLAY	OPP. FIRST POSSESSION	KICKOFF TIME (SITE)	GAME LENGTH	BU UNIFORM	GAME TIME TEMP	SURFACE	RESULT
Stephen F. Austin	Houston, Sneed, Tecklenburg, J. Williams	BU	KO	Mims 8 pass from Brewer	Punt	6:05 pm	3:18	Green/Green/Green	91	Turf	W, 56-17
UTSA											
at Rice											
Iowa State											
at Kansas State											
Texas Tech											
at Oklahoma State											
West Virginia											
at TCU											
Oklahoma											
Texas											
at Kansas											

BAYLOR FOOTBALL 2019

OVERALL: 1-0 (HOME 1-0, ROAD 0-0, NEUTRAL 0-0) | BIG 12 CONFERENCE: 0-0 (HOME 0-0, ROAD 0-0, NEUTRAL 0-0)

BAYLOR SUPERLATIVES

INDIVIDUAL		
Rushes	10	Hasty,JaMycal vs SFA (Aug 31, 2019)
Yards Rushing	108	Lovett,John vs SFA (Aug 31, 2019)
TD Rushes	2	Ebner,Trestan vs SFA (Aug 31, 2019)
Long Rush	38	Lovett,John vs SFA (Aug 31, 2019)
Pass attempts	31	Brewer,Charlie vs SFA (Aug 31, 2019)
Pass completions	21	Brewer,Charlie vs SFA (Aug 31, 2019)
Yards Passing	199	Brewer,Charlie vs SFA (Aug 31, 2019)
TD Passes	3	Brewer,Charlie vs SFA (Aug 31, 2019)
Long Pass	23	Brewer,Charlie vs SFA (Aug 31, 2019)
Receptions	5	Sneed,R.J. vs SFA (Aug 31, 2019)
		Mims,Denzel vs SFA (Aug 31, 2019)
		Ebner,Trestan vs SFA (Aug 31, 2019)
Yards Receiving	57	Sneed,R.J. vs SFA (Aug 31, 2019)
TD Receptions	2	Sneed,R.J. vs SFA (Aug 31, 2019)
Long Reception	23	Platt,Chris vs SFA (Aug 31, 2019)
Field Goals	0	
Long Field Goal	0	
Punts	4	Power,Issac vs SFA (Aug 31, 2019)
Punting Avg	36.5	Power,Issac vs SFA (Aug 31, 2019)
Long Punt	50	Power,Issac vs SFA (Aug 31, 2019)
Punts inside 20	0	
Long Punt Return	13	Arnold,Grayland vs SFA (Aug 31, 2019)
Long Kickoff Return	19	Lovett,John vs SFA (Aug 31, 2019)
Tackles	6	Roy,Bravvion vs SFA (Aug 31, 2019)
Sacks	1.0	Lynch,James vs SFA (Aug 31, 2019)
		Zouzoua,Niadre vs SFA (Aug 31, 2019)
Tackles For Loss	1.5	Lynch,James vs SFA (Aug 31, 2019)
Interceptions	1	Lynch,Blake vs SFA (Aug 31, 2019)

TEAM

Rushes	37	vs SFA (Aug 31, 2019)
Yards Rushing	268	vs SFA (Aug 31, 2019)
Yards Per Rush	7.2	vs SFA (Aug 31, 2019)
TD Rushes	4	vs SFA (Aug 31, 2019)
Pass attempts	37	vs SFA (Aug 31, 2019)
Pass completions	26	vs SFA (Aug 31, 2019)
Yards Passing	250	vs SFA (Aug 31, 2019)
Yards Per Pass	6.8	vs SFA (Aug 31, 2019)
TD Passes	4	vs SFA (Aug 31, 2019)
Total Plays	74	vs SFA (Aug 31, 2019)
Total Offense	518	vs SFA (Aug 31, 2019)
Yards Per Play	7.0	vs SFA (Aug 31, 2019)
Points	56	vs SFA (Aug 31, 2019)
Sacks By	3	vs SFA (Aug 31, 2019)
First Downs	30	vs SFA (Aug 31, 2019)
Penalties	5	vs SFA (Aug 31, 2019)
Penalty Yards	30	vs SFA (Aug 31, 2019)
Turnovers	1	vs SFA (Aug 31, 2019)
Interceptions By	1	vs SFA (Aug 31, 2019)
Punts	4	vs SFA (Aug 31, 2019)
Punting Avg	36.5	vs SFA (Aug 31, 2019)
Long Punt	50	vs SFA (Aug 31, 2019)
Punts inside 20	0	
Long Punt Return	13	vs SFA (Aug 31, 2019)

OPPONENT SUPERLATIVES

INDIVIDUAL		
Rushes	10	Hutchings, Thom, vs SFA (Aug 31, 2019)
Yards Rushing	68	Hutchings, Thom, vs SFA (Aug 31, 2019)
TD Rushes	1	Self, Trae, vs SFA (Aug 31, 2019)
		McGowen, Josh, vs SFA (Aug 31, 2019)
Long Rush	35	Hutchings, Thom, vs SFA (Aug 31, 2019)
Pass attempts	29	Self, Trae, vs SFA (Aug 31, 2019)
Pass completions	15	Self, Trae, vs SFA (Aug 31, 2019)
Yards Passing	140	Self, Trae, vs SFA (Aug 31, 2019)
TD Passes	0	
Long Pass	34	Self, Trae, vs SFA (Aug 31, 2019)
Receptions	3	Gipson, Xavier, vs SFA (Aug 31, 2019)
		Simmons, Remi, vs SFA (Aug 31, 2019)
Yards Receiving	61	Gipson, Xavier, vs SFA (Aug 31, 2019)
TD Receptions	0	
Long Reception	34	Gipson, Xavier, vs SFA (Aug 31, 2019)
Field Goals	1	Ruiz, Storm, vs SFA (Aug 31, 2019)
Long Field Goal	32	Ruiz, Storm, vs SFA (Aug 31, 2019)
Punts	7	Quick, Max, vs SFA (Aug 31, 2019)
Punting Avg	33.6	Quick, Max, vs SFA (Aug 31, 2019)
Long Punt	51	Quick, Max, vs SFA (Aug 31, 2019)
Punts inside 20	2	Quick, Max, vs SFA (Aug 31, 2019)
Long Punt Return	17	Bentley, Romell, vs SFA (Aug 31, 2019)
Long Kickoff Return	16	Gipson, Xavier, vs SFA (Aug 31, 2019)
Tackles	10	Jones, Quin, vs SFA (Aug 31, 2019)
Sacks	0.0	
Tackles For Loss	1.0	Morris, Bert, vs SFA (Aug 31, 2019)
		Bakari, Taj, vs SFA (Aug 31, 2019)
Interceptions	0	

TEAM

Rushes	32	vs SFA (Aug 31, 2019)
Yards Rushing	119	vs SFA (Aug 31, 2019)
Yards Per Rush	3.7	vs SFA (Aug 31, 2019)
TD Rushes	2	vs SFA (Aug 31, 2019)
Pass attempts	30	vs SFA (Aug 31, 2019)
Pass completions	16	vs SFA (Aug 31, 2019)
Yards Passing	158	vs SFA (Aug 31, 2019)
Yards Per Pass	5.3	vs SFA (Aug 31, 2019)
TD Passes	0	
Total Plays	62	vs SFA (Aug 31, 2019)
Total Offense	277	vs SFA (Aug 31, 2019)
Yards Per Play	4.5	vs SFA (Aug 31, 2019)
Points	17	vs SFA (Aug 31, 2019)
Sacks By	0	
First Downs	13	vs SFA (Aug 31, 2019)
Penalties	4	vs SFA (Aug 31, 2019)
Penalty Yards	50	vs SFA (Aug 31, 2019)
Turnovers	1	vs SFA (Aug 31, 2019)
Interceptions By	0	
Punts	8	vs SFA (Aug 31, 2019)
Punting Avg	31.0	vs SFA (Aug 31, 2019)
Long Punt	51	vs SFA (Aug 31, 2019)
Punts inside 20	2	vs SFA (Aug 31, 2019)
Long Punt Return	17	vs SFA (Aug 31, 2019)

RED ZONE

OPPONENT	TIMES IN		SCORES	POINTS	TDS	RUSH TDS	PASS TDS	FGS	FAILED TO SCORE INSIDE 20						GAME
	SCORE	RED ZONE							FGA	DOWN	INT	FUM	PUNT	HALF	
Stephen F. Austin	56-17	6	6	42	6	3	3	0	0	0	0	0	0	0	0
UTSA															
at Rice															
Iowa State															
at Kansas State															
Texas Tech															
at Oklahoma State															
West Virginia															
at TCU															
Oklahoma															
Texas															
at Kansas															
Totals		6	6	42	6	3	3	0	0	0	0	0	0	0	0
Opponents		4	3	17	2	2	0	1	2	0	0	0	0	0	0

SEASON PCT. (OVERALL): 6 of 6 (100%) SEASON PCT. (TDS): 6 of 6 (100%)
 SEASON PCT. (NO SCORE): 0 of 6 (0%) SEASON PCT. (FGS): 0 of 0 (0%)

BAYLOR ROSTER

ALPHABETICAL ROSTER

NO.	PLAYER, POS.
1	Grayland Arnold, CB
16	Jared Atkinson, WR
12	Kalon Barnes, CB
18	Brandon Bass, QB
29	Davis Baucum, WR
30	Will Baxter, WR
56	Blake Bedier, OL
36	Ricardo Benitez, CB
26	Terrel Bernard, LB
8	Henry Black, S
11	Gerry Bohanon, QB
16	Bo Brewer, QB
12	Charlie Brewer, QB
32	Tyrone Brown, LB
23	Zeke Brown, CB
38	Koby Bullard, FB
31	Jacoby Clarke, RB
89	Logan Compton, TE
41	Jake Copeland, LB
39	Colby Delashaw, S
73	Davis DiVall, OL
44	Dru Dixon, RB
25	Trestan Ebner, RB
75	Elijah Ellis, OL
84	Jaylen Ellis, WR
21	Josh Fleeks, WR
90	T.J. Franklin, DT
63	Jake Fruhmorgen, OL
76	Connor Galvin, OL
65	Blake George, OL
37	Cody George, TE
80	Jackson Gleeson, WR
95	Gabe Hall, DT
25	Byron Hanspard, Jr., CB
6	JaMycal Hasty, RB
82	Tyler Henderson, TE
87	Christoph Henle, TE
18	Gavin Holmes, WR
11	Jameson Houston, CB
45	Bryson Jackson, LB
4	Clay Johnston, LB
66	Colby Johnston, OL
84	Marques Jones, WR
52	Matt Jones, LB
27	Qualan Jones, RB
61	Khalil Keith, OL
70	Jackson Kimble, OL
78	Henry Klinge III, OL
92	Josh Landry, DT
47	Alex Lanham, CB
9	James Lockhart, DE
50	Ashton Logan, LB
48	Collin Losack, S
7	John Lovett, RB
2	Blake Lynch, LB
93	James Lynch, DT
50	Paul Matavao-Poialli, OL
46	Ross Maticcik, LS
96	Cole Maxwell, DT
95	John Mayers, K
17	Garret McGuire, QB
58	Michael McNair, LB
42	Jairon McVea, S
3	Chris Miller, S
64	Ryan Miller, DT
37	Mark Milton, CB
5	Denzel Mims, WR
15	Tripp Mitchell, WR
77	Jason Moore, OL

NUMERICAL ROSTER

No.	Name	Pos.	Ht.	Wt.	Class.	Exp.	Hometown / Previous
1	Grayland Arnold	CB	5-10	190	Jr.	2L	Kountze, Texas / Kountze HS
2	Blake Lynch	LB	6-3	225	Sr.	3L	Gilmer, Texas / Gilmer HS
3	Chris Miller	S	6-0	191	Sr.	3L	Frisco, Texas / Lone Star HS
4	Clay Johnston	LB	6-1	232	Sr.	3L	Abilene, Texas / Wylie HS
5	Denzel Mims	WR	6-3	215	Sr.	3L	Daingerfield, Texas / Daingerfield HS
6	JaMycal Hasty	RB	5-9	205	Sr.	3L	Longview, Texas / Longview HS
7	John Lovett	RB	6-0	212	Jr.	2L	Burlington, N.J. / Cherokee HS
8	Henry Black	S	6-0	206	Sr.	3L	Shreveport, La. / Woodlawn HS
9	James Lockhart	DE	6-2	263	Sr.	1L	Ennis, Texas / Ennis HS / Texas A&M
11	Gerry Bohanon	QB	6-3	221	R-Fr.	RS	Earle, Ark. / Earle HS
11	Jameson Houston	CB	5-11	200	Sr.	3L	Austin, Texas / St. Michael's Academy
12	Kalon Barnes	CB	6-0	186	So.	1L	Silsbee, Texas / Silsbee HS
12	Charlie Brewer	QB	6-1	206	Jr.	2L	Austin, Texas / Lake Travis HS
13	R.J. Sneed	WR	6-1	200	So.	1L	Cypress, Texas / Cypress Ranch HS
13	Raleigh Texada	CB	5-10	180	Jr.	1L	Frisco, Texas / Centennial HS
14	Chris Platt	WR	5-11	172	Gr.	4L	Willis, Texas / Willis HS
14	Jacob Zeno	QB	6-1	204	Fr.	HS	San Antonio, Texas / John Jay HS
15	Tripp Mitchell	WR/QB	6-1	190	Fr.	HS	Camarillo, Calif. / Oaks Christian HS
15	Christian Morgan	S	6-1	211	So.	1L	Houston, Texas / Porter HS
16	Jared Atkinson	WR	6-3	216	Jr.	2L	Mesquite, Texas / Horn HS
16	Bo Brewer	QB	5-11	190	Fr.	HS	Richardson, Texas / Pearce HS
17	Garret McGuire	QB	5-10	185	So.	SQ	Cedar Hill, Texas / Cedar Hill HS
17	Peyton Powell	WR/QB	6-1	187	Fr.	HS	Odessa, Texas / Odessa Permian HS
18	Brandon Bass	QB	5-10	190	R-Fr.	RS	Addison, Texas / Trinity Christian
18	Gavin Holmes	WR	5-11	193	So.	1L	Justin, Texas / Northwest HS
19	Yusuf Terry	WR	6-3	189	Fr.	HS	Philadelphia, Pa. / Imhotep Institute Charter
20	Craig Williams	RB	5-8	173	R-Fr.	RS	Crosby, Texas / Crosby HS
20	Brandon White	CB	6-0	181	Fr.	HS	Amarillo, Texas / Tascosa HS
21	Josh Fleeks	WR	5-11	188	So.	1L	Dallas, Texas / Cedar Hill HS
22	JT Woods	S	6-2	190	So.	1L	San Antonio, Texas / Steele HS
23	Zeke Brown	CB	6-0	180	Jr.	1L	Midlothian, Texas / Midlothian HS
24	Jalen Pitre	LB	6-0	212	Jr.	2L	Stafford, Texas / Stafford HS
25	Trestan Ebner	RB	5-11	208	Jr.	2L	Henderson, Texas / Henderson HS
25	Byron Hanspard, Jr.	CB	6-0	181	R-Fr.	RS	DeSoto, Texas / DeSoto HS
26	Terrel Bernard	LB	6-1	222	So.	1L	La Porte, Texas / La Porte HS
27	Qualan Jones	RB	5-11	230	Fr.	HS	Grand Prairie, Texas / Trinity Christian
28	Abram Smith	RB	5-11	205	So.	1L	Abilene, Texas / Abilene HS
29	Davis Baucum	WR	5-10	189	R-Fr.	TR	Mesquite, Texas / Dallas Christian / Jacksonville
30	Will Baxter	S	6-0	193	R-Fr.	RS	Amarillo, Texas / Tascosa HS
30	Hakeem Vance	S	6-1	207	Fr.	HS	Olive Branch, Miss. / Hattiesburg HS
31	Jacoby Clarke	RB	6-0	195	Fr.	HS	The Woodlands, Texas / HS
31	Griffin Speaks	S	6-0	185	Fr.	HS	Auburn, Ala. / HS
32	Tyrone Brown	LB	6-4	205	Fr.	HS	Beaumont, Texas / Beaumont United HS
32	Skyler Wetzell	RB	5-9	190	Jr.	TR	San Antonio, Texas / Reagan HS / Tarleton St.
33	Jonah White	RB	6-0	208	Fr.	HS	Merkel, Texas / HS
33	Will Williams	S	6-2	205	Fr.	HS	El Paso, Texas / Chapin HS
34	Blake Perdue	WR	6-0	189	Jr.	JC	Amarillo, Texas / Midland College
34	Owen Rogers	LB	6-2	211	Sr.	1L	Phoenix, Ariz. / Brophy College Prep / Arizona State
35	Trystan Slinker	LB	5-11	222	Jr.	TR	Cache, Okla. / Cache HS / Southern Nazarene
35	Shevin Smith	CB	5-11	165	Fr.	HS	Savannah, Ga. / Islands HS
36	Ricardo Benitez	CB	4-2	110	R-Fr.	RS	Plano, Texas / Plano West HS
36	Solo Turner	LB	6-1	230	Fr.	HS	Frisco, Texas / Preston Wood Christian
37	Cody George	TE	6-2	256	Sr.	SQ	Lorena, Texas / Lorena HS
37	Mark Milton	CB	6-1	182	R-Fr.	RS	Houston, Texas / Clear Brook HS
38	Koby Bullard	FB	6-1	231	Jr.	1L	La Vernia, Texas / La Vernia HS
38	Jordan Williams	LB	6-0	223	Sr.	3L	Paris, Texas / Paris HS
39	Colby Delashaw	S	6-0	194	R-Fr.	RS	Frisco, Texas / Wakeland HS
40	Kolby White	WR	5-8	170	Fr.	HS	Sugar Land, Texas / Elkins HS
41	Jake Copeland	LB	6-0	220	Jr.	1L	Southlake, Texas / Southlake HS / Navarro JC
42	Jairon McVea	S	5-9	185	Jr.	2L	Richmond, Texas / George Ranch HS
43	Issac Power	P	6-1	200	R-Fr.	RS	Castle Rock, Colo. / Ponderosa HS
44	Dru Dixon	RB	6-0	255	So.	SQ	Phoenix, Ariz. / Pinnacle HS
45	Bryson Jackson	LB	6-2	211	So.	SQ	Mansfield, Texas / Lake Ridge HS
46	Ross Maticcik	LS	6-0	235	Sr.	3L	McKinney, Texas / McKinney Boyd HS
46	Garmon Randolph	DE	6-7	242	Fr.	HS	Jefferson, Ga. / HS
47	Alex Lanham	CB	5-10	165	Fr.	HS	Trabuco Canyon, Calif. / St. Margaret's Episcopal
48	Collin Losack	S	5-10	180	Fr.	HS	Colleyville, Texas / Heritage HS

BAYLOR ROSTER**NUMERICAL ROSTER**

No.	Name	Pos.	Ht.	Wt.	Class.	Exp.	Hometown / Previous
50	Ashton Logan	LB	6-1	232	So.	1L	Temple, Texas / Temple HS
50	Paul Matavao-Poialii	OL	6-4	277	Fr.	HS	Daly City, Calif. / Jefferson HS
51	Jackson Shupp	DE	6-4	246	R-Fr.	RS	The Woodlands, Texas / The Woodlands HS
52	Matt Jones	LB	6-3	237	Fr.	HS	Odessa, Texas / Odessa Permian HS
52	Sam Tecklenburg	OL	6-4	310	Sr.	3L	Plano, Texas / Plano HS
54	Brayden Utley	DT	6-1	257	R-Fr.	RS	Huntington Beach, Calif. / Loyola HS
55	Xavier Newman	OL	6-2	307	Jr.	2L	Desoto, Texas / Desoto HS
56	Blake Bedier	OL	6-5	302	Jr.	JC	Lehi, Utah / Lehi HS / Snow College
57	Johncarlo Valentin	OL	6-4	320	Sr.	1L	Philadelphia, Pa. / Imhotep Charter / ASA College
58	Michael McNair	LB	6-2	236	Jr.	SQ	Richardson, Texas / Plano East
58	Ty Smith	OL	6-3	294	So.	SQ	Argyle, Texas / Argyle HS
61	Khalil Keith	OL	6-5	320	So.	1L	Alpine, Ala. / Winterboro HS
63	Jake Fruhmorgen	OL	6-6	305	Sr.	1L	Tampa, Fla. / Plant HS / Clemson
64	Ryan Miller	DT	6-2	289	Jr.	2L	Southlake, Texas / Carroll HS
65	Blake George	OL	6-4	255	Fr.	HS	Lorena, Texas / HS
66	Colby Johnston	OL	6-4	270	Fr.	HS	Plano, Texas / Plano East HS
67	Thor Rodoni	LS	6-2	211	Jr.	SQ	Los Banos, Calif. / Pacheco HS
70	Jackson Kimble	OL	6-3	303	R-Fr.	RS	Southlake, Texas / Carroll HS
71	Jim Threet	OL	6-5	310	Jr.	SQ	Sunnyvale, Texas / Sunnyvale HS
73	Davis DiVall	OL	6-4	293	Fr.	HS	Scottsdale, Ariz. / Notre Dame Prep / Bridgton Academy
74	Prince Pines	OL	6-4	339	R-Fr.	RS	Baton Rouge, La. / Tara HS
75	Elijah Ellis	OL	6-6	279	Fr.	HS	Paris, Texas / HS
76	Connor Galvin	OL	6-7	302	So.	1L	Katy, Texas / Katy HS
77	Jason Moore	OL	6-3	296	So.	SQ	Frisco, Texas / Independence HS
78	Henry Klinge III	OL	6-5	304	So.	SQ	Southlake, Texas / Carroll HS
79	Casey Phillips	OL	6-5	303	R-Fr.	RS	Franklin, Texas / Franklin HS
80	Jackson Gleeson	WR	6-0	185	R-Fr.	RS	Mansfield, Texas / Mansfield HS
81	Tyquan Thornton	WR	6-3	176	So.	1L	Miami, Fla. / Booker T. Washington HS
82	Tyler Henderson	TE	6-4	248	So.	1L	Kyle, Texas / Lehman HS
82	Kyle Peterson	WR	6-0	163	Jr.	JC	Thousand Oaks, Calif. / Thousand Oaks HS / Moorpark College
83	Russell Morrison	WR	5-11	192	Jr.	SQ	Katy, Texas / Cinco Ranch HS
84	Jaylen Ellis	WR	6-0	186	Fr.	HS	Round Rock, Texas / Cedar Ridge HS
84	Marques Jones	WR	6-2	211	Sr.	2L	McKinney, Texas / McKinney HS
85	Sam Snyder	TE	6-5	209	Fr.	HS	Fleming Island, Fla. / Fleming Island HS
86	Ben Sims	TE	6-4	256	R-Fr.	RS	San Antonio, Texas / Clark HS
87	Christoph Henle	TE	6-6	259	So.	1L	Innsbruck, Austria / The Oakridge School
88	Bralen Taylor	DE	6-7	261	R-Fr.	RS	Cuero, Texas / Cuero HS
89	Logan Compton	TE	6-3	218	Fr.	HS	Cypress, Texas / Tomball HS
89	Jay Sedwick	K	5-11	211	So.	1L	Arlington, Texas / Grace Prep
90	TJ Franklin	DT	6-4	294	Fr.	HS	Temple, Texas / Temple HS
91	Rob Saulin	TE/DT	6-5	302	So.	1L	Pennsville, N.J. / Pennsville Memorial HS
92	Josh Landry	DT	6-1	277	R-Fr.	RS	Houston, Texas / Lamar HS
93	James Lynch	DT	6-4	295	Jr.	2L	Round Rock, Texas / Round Rock HS
94	Harrison White	DT	6-5	263	Fr.	HS	Houston, Texas / Klein HS
95	Gabe Hall	DT	6-5	305	Fr.	HS	Waller, Texas / HS
95	John Mayers	K	5-10	184	R-Fr.	RS	Flower Mound, Texas / Marcus HS
96	Cole Maxwell	DT	6-5	295	So.	SQ	Allen, Texas / Allen HS
97	Niadré Zouzoua	DE	6-4	237	Jr.	JC	Brockton, Mass. / Brockton HS / Monroe College
98	Chidi Ogbonnaya	DT	6-5	290	So.	1L	Houston, Texas / Langham Creek HS
99	Noah Rauschenberg	K	6-1	203	Fr.	HS	Tulsa, Okla. / Union HS
99	Bravvion Roy	DT	6-1	333	Sr.	3L	Spring, Texas / Spring HS

ALPHABETICAL ROSTER

NO.	PLAYER, POS.
15	Christian Morgan, S
83	Russell Morrison, WR
55	Xavier Newman, OL
98	Chidi Ogbonnaya, DT
34	Blake Perdue, WR
82	Kyle Peterson, WR
79	Casey Phillips, OL
74	Prince Pines, OL
24	Jalen Pitre, LB
14	Chris Platt, WR
17	Peyton Powell, WR/QB
43	Issac Power, P
46	Garmon Randolph, DE
99	Noah Rauschenberg, K
67	Thor Rodoni, LS
34	Owen Rogers, LB
99	Bravvion Roy, DT
91	Rob Saulin, DT
89	Jay Sedwick, K
51	Jackson Shupp, DE
86	Ben Sims, TE
35	Trystan Slinker, LB
28	Abram Smith, RB
35	Shevin Smith, CB
58	Ty Smith, OL
13	R.J. Sneed, WR
85	Sam Snyder, TE
31	Griffin Speaks, S
88	Bralen Taylor, DE
52	Sam Tecklenburg, OL
19	Yusuf Terry, WR
13	Raleigh Texada, CB
81	Tyquan Thornton, WR
71	Jim Threet, OL
36	Solo Turner, LB
54	Brayden Utley, DT
57	Johncarlo Valentin, OL
30	Hakeem Vance, S
32	Skyler Wetzel, RB
20	Brandon White, CB
94	Harrison White, DT
33	Jonah White, RB
40	Kolby White, CB
20	Craig Williams, RB
38	Jordan Williams, LB
33	Will Williams, S
22	JT Woods, S
14	Jacob Zeno, QB
97	Niadré Zouzoua, DE

COACHING STAFF

Head Coach: Matt Rhule (Penn State, 1997)

Associate Head Coach/Defensive Ends: Joey McGuire (UT Arlington, 1995)

Defensive Coordinator: Phil Snow (Cal State Hayward, 1978)

Co-Offensive Coordinator/Running Backs: Jeff Nixon (Penn State, 1998)

Co-Offensive Coordinator/Quarterbacks: Glenn Thomas (Texas Tech, 1998)

Asst. Coach/Offensive Line: Shawn Bell (Baylor, 2006)

Asst. Coach/Cornerbacks/Recruiting Coordinator: Evan Cooper (Temple, 2009)

Asst. Coach/Wide Receivers/Passing Game Coordinator: Frisman Jackson (Northern Illinois, 2009)

Asst. Coach/Defensive Line: Frank Okam (Texas, 2007)

Asst. Coach/Tight Ends: Marcus Satterfield (ETSU, 1999)

Asst. Coach/Special Teams Coordinator/Linebackers: Mike Siravo (Boston College, 1998)

2019 GAME RECAPS

OVERALL: 1-0 (HOME 1-0, ROAD 0-0, NEUTRAL 0-0) | BIG 12 CONFERENCE: 0-0 (HOME 0-0, ROAD 0-0, NEUTRAL 0-0)

BAYLOR 56, STEPHEN F. AUSTIN 17

MCLANE STADIUM • WACO, TEXAS

AUG. 31, 2019 • ATTENDANCE: 43,013

Running back **Trestan Ebner's** winding 21-yard run was the first of his three touchdowns, Charlie Brewer threw for 215 yards and three scores in barely more than a half and Baylor handed the Lumberjacks their seventh straight season-opening loss with a 56-17 victory Saturday night.

After scoring a TD on a 3-yard run for those first SFA points in a series that dates back to 1928, SFA's Trae Self's pass was intercepted by **Blake Lynch**, who partially blocked a punt on the opening series. Ebner's highlight-reel TD came six plays after Lynch's interception.

Ebner's other touchdowns were also in the first half on a 16-yard pass from Brewer and an 11-yard run.

R.J. Sneed had a pair of TD catches with a team-leading 57 yards receiving. Sneed, Ebner and **Denzel Mims** had five catches apiece.

John Lovett ran for 108 yards on eight carries, including a 19-yard touchdown to give Baylor a 35-7 halftime lead.

POSTGAME NOTES

- Baylor is now 78-36-4 all-time in season openers, a 13-10 mark in the Big 12 era (since 1996).
- The Bears are 18-1 all-time against four members (Abilene Christian, Lamar, Northwestern State, Stephen F. Austin, Sam Houston State) of the Southland Conference.
- The 56 points are the third-most points ever scored by a **Matt Rhule** coached team. The record is 60 points scored in a 60-40 win for Temple at SMU on Nov. 6, 2015.
- The 56 points scored are the most points for Baylor since putting up 62 vs. West Virginia on Oct. 17, 2015.
- LB **Blake Lynch** blocked the first kick of his career, a punt in the first quarter. DT **Gabe Hall** blocked a field goal attempt in the third quarter, the first of his young career. Lynch and Hall are the fifth and sixth different players to do so in the Rhule era.
- RB **Trestan Ebner's** three-TD performance is a career best, his previous high was two vs. Vanderbilt in the Texas Bowl and two rushing TDs vs. West Virginia in 2017. He is the first Baylor player to score three TDs in a game since RB **John Lovett** collected three in last year's season opener vs. Abilene Christian.
- RB **John Lovett** finished with 108 yards, his fourth-career 100+ rushing performance.

SCORING SUMMARY

ABILENE CHRISTIAN	7	13	7	0	--	27
BAYLOR	13	21	10	7	--	55

1st	11:48	BU	Ebner, Trestan 16 yd pass from Brewer, Charlie (Mayers, John kick)
	08:13	BU	Sneed, R.J. 11 yd pass from Brewer, Charlie (Mayers, John kick)
	03:17	SFA	Self, Trae 3 yd run (Ruiz, Storm kick)
2nd	10:53	BU	Ebner, Trestan 21 yd run (Mayers, John kick)
	06:48	BU	Ebner, Trestan 11 yd run (Mayers, John kick)
	02:20	BU	Lovett, John 19 yd run (Mayers, John kick)
3rd	13:40	BU	Sneed, R.J. 21 yd pass from Brewer, Charlie (Mayers, John kick)
	10:07	BU	Thornton, Tyquan 9 yd pass from Bohanon, Gerry (Rauschenberg, Noah kick)
4th	11:16	SFA	Ruiz, Storm 32 yd field goal
	04:26	BU	Smith, Abram 9 yd run (Rauschenberg, Noah kick)
	01:04	SFA	McGowen, Josh 1 yd run (Ruiz, Storm kick)

STATISTICS

TEAM STATS	SFA	BU
FIRST DOWNS	13	30
RUSHES-YARDS (NET)	32-119	37-268
PASSING YDS (NET)	158	250
Passes Att-Comp-Int	30-16-1	37-26-0
TOTAL OFFENSE PLAYS-YARDS	62-277	74-518
Fumble Returns-Yards	0-0	0-0
Punt Returns-Yards	1-17	3-18
Kickoff Returns-Yards	1-16	2-35
Interception Returns-Yards	0-0	1-1
Punts (Number-Avg)	8-31.0	4-36.5
Fumbles-Lost	0-0	2-1
Penalties-Yards	4-50	5-30
Possession Time	30:07	29:53
Third-Down Conversions	6 of 16	8 of 13
Fourth-Down Conversions	0 of 0	1 of 1
Red-Zone Scores-Chances	3-4	6-6
Sacks By: Number-Yards	0-0	3-15

INDIVIDUAL STATISTICS

RUSHING: Stephen F. Austin-Hutchings, Thomas 10-68; McGowen, Josh 7-38; Ward, Da'Leon 9-10; Arnold, Cam 2-7; Self, Trae 4-4; Baylor-Lovett, John 8-108; Bohanon, Gerry 6-84; Ebner, Trestan 2-32; Hasty, Ja'Mycal 10-25; Smith, Abram 4-8; Clarke, Jacoby 2-7; Jones, Qualan 3-5; Brewer, Charlie 2-1.

PASSING: Stephen F. Austin - Self, Trae 15-21-1-140; Arnold, Cam 1-1-0-18. Baylor - Brewer, Charlie 21-31-0-199; Bohanon, Gerry 5-6-0-51.

RECEIVING: Stephen F. Austin - Gipson, Xavier 3-61-0; Simmons, Remi 3-16-0; Clater, Calvin 3-11-0; Williams, Cody 2-9-0; Borders, Quentavian 2-6-0; Rikel, Lawton 1-23-0; Thompson, Josh 1-18-0; Ward, Da'Leon 1-8-0; Hutchings, Thomas 1-6-0. Baylor - Sneed, R.J. 5-57-2; Mims, Denzel 5-46-0; Ebner, Trestan 5-40-1; Fleeke, Josh 4-37-0; Hasty, Ja'Mycal 2-6-0; Platt, Chris 1-23-0; Atkinson, Jared 1-16-0; Thornton, Tyquan 1-9-1; Bullard, Koby 1-8-0; Henle, Christoph 1-8-0.

INTERCEPTIONS: Stephen F. Austin - none. Baylor - Lynch, Blake 1-1

FUMBLES: Stephen F. Austin - none. Baylor - Arnold, Grayland 1-0; Smith, Abram 1-1.

SACKS: Stephen F. Austin - none. Baylor - Miller, Chris 0.5-1; Johnston, Clay 0.5-3; Arnold, Grayland 0.5-1; Jones, Matt 0.5-2; Zouzoua, Niadre 1.0-5; McVea 1.0-3; Lynch, James 1.5-8; Utley, Brayden 0.5-2; Lynch, Blake 0.5-2; Lockhart, James 1.0-6; Barnes, Kalon 0.5-0.

TACKLES (UA-A): Stephen F. Austin - Jones, Quin 8-2; Roland, Galvin 4-5; Morris, Bert 6-0; Bakari, Taaj 3-2; Gordon, Trenton 3-2; Hendrix, Aretavious 3-0; Lawton, Caleb 2-1; Sampson, Gary 1-2; Heard, Myles 2-0; McKnight, Gerard 2-0; Jones, Eli 1-1; Williams II, Rason 0-2; TEAM 1-0; Rikel, Lawton 1-0; Britton, Teddy 1-0; Smith, Marje 1-0; Mosley, Marcus 1-0; Randle, Brevin 1-0; Brown, A.J. 1-0; Murray, Amad 1-0; Jacobs, Anthony 1-0; Hutchings, Thomas 1-0. Baylor - Roy, Bravvion 4-2; Miller, Chris 4-1; Johnston, Clay 3-2; Arnold, Grayland 2-2; Bernard, Terrel 2-2; Williams, Jordan 3-0; Jones, Matt 1-2; Jackson, Bryson 0-3; Williams, Will 2-0; Zouzoua, Niadre 2-0; McVea 2-0; Lynch, James 1-1; Woods, J.T. 1-1; Utley, Brayden 1-1; Delashaw, Colby 1-1; Lynch, Blake 1-1; Randolph, Garmon 1-0; Black, Henry 1-0; Taylor, Bralen 1-1; Lockhart, James 1-0; Smith, Abram 1-0; Texada, Raleigh 0-1; Barnes, Kalon 0-1; Hanspard Jr., Byron 0-1.