

BAYLOR

BASEBALL GAME NOTES



Follow Baylor Baseball on Twitter, Instagram and Facebook: @BaylorBaseball



REGIONALS

17/21/22/24 BAYLOR (34-17, 14-8 Big 12) • NCAA REGIONALS

May 31 • vs. LMU • 3 p.m. CT • Watch: ESPN3 • Radio: ESPN1660AM/92.3 fm • Stats: www.ncaa.com

June 1 • vs. UCLA or Omaha • 9 p.m. CT or 4 p.m. CT • Watch: ESPN3 • Radio: ESPN1660AM/92.3 fm • Stats: www.ncaa.com

Los Angeles • Jackie Robinson Stadium • Social Media: @BaylorBaseball | #SicEm



MEDIA INFORMATION

Game 50: ESPN3

Radio: 1660am/92.3fm

Radio Stream: <https://listen.tunein.com/baylor18schedule/> (\$)

Live Stats: <https://www.ncaa.com/game/baseball/d1/2019/05/31/loyola-marymount-baylor>

SERIES HISTORY (LMU | UCLA | OMAHA)

Overall: 2-1 | 4-6 | N/A

Waco: 2-1 | 1-2 | N/A

Away: N/A | 2-4 | N/A

Neutral Site: N/A | 1-0 | N/A

Rodriguez vs: N/A | 1-2 | N/A

First Meeting: 2004 | 2009 | N/A

SCHEDULE/RESULTS

Date	Opponent	Time/Result
Feb. 15	Holy Cross	W, 12-0
Feb. 16	Holy Cross (DH)	W, 8-5 (11)
Feb. 16	Holy Cross (DH)	W, 8-5
Feb. 17	Holy Cross	W, 6-1
Feb. 19	at Texas State	Cancelled
Feb. 22	Cornell	W, 17-0
Feb. 23	Cornell	W, 10-3
Feb. 24	Cornell	W, 12-4
Feb. 26	Dallas Baptist (FSSW-Plus)	W, 10-4
2019 Shriners Hospital for Children Classic		
March 1	vs. Texas A&M # (AT&T Sports Net)	L, 2-5
March 2	vs. Rice # (AT&T Sports Net)	L, 3-6
March 3	vs. Texas State # (AT&T Sports Net)	W, 5-4
March 8	Nebraska	L, 4-12
March 9	Nebraska	L, 0-2
March 10	Nebraska (FSSW-Plus)	W, 10-3
March 13	Abilene Christian	W, 6-3
March 15	Cal Poly	W, 3-0
March 16	Cal Poly	L, 1-3
March 17	Cal Poly (FSSW)	W, 14-3
March 19	at Sam Houston State (ESPN+)	L, 7-8
March 22	West Virginia* (FCS/FSGD)	W, 6-5
March 23	West Virginia* (FSSW)	W, 12-0
March 24	West Virginia* (FSSW)	W, 10-4
March 26	Texas Southern	W, 13-3
March 27	Texas Southern	W, 3-2 (11)
March 30	at Kansas*	W, 8-2
March 30	at Kansas*	W, 8-0
March 31	at Kansas*	L, 7-12
April 2	at Dallas Baptist	W, 5-1
April 5	#12 Texas* (ESPNU)	W, 6-5
April 6	#12 Texas* (FSSW-Plus)	L, 8-6
April 7	#12 Texas* (FCS/FSGD)	Cancelled
April 9	at UT Arlington	L, 2-1 (13)
April 12	Oklahoma* (FSSW-Plus)	L, 7-5
April 13	Oklahoma* (FSGD)	W, 7-3
April 14	Oklahoma* (ESPNU)	W, 3-2 (12)
April 16	Sam Houston State (FSSW-Plus)	W, 9-6
April 18	at Texas Tech* (FSSW)	W, 11-10 (12)
April 19	at Texas Tech* (FS1)	L, 3-2
April 20	at Texas Tech* (FSSW)	L, 13-3 (7)
April 23	Stephen F. Austin	W, 10-0
April 26	at TCU* (HFTV)	W, 6-3
April 27	at TCU* (FSSW)	W, 15-2
April 28	at TCU* (HFTV)	W, 11-1
April 30	Lamar	Cancelled
May 3	Kansas State* (FSSW-Plus)	W, 4-3
May 4	Kansas State* (FSSW)	W, 11-6
May 5	Kansas State* (FSSW-Plus)	L, 10-3
May 14	UT Arlington	W, 12-2 (7)
May 16	at Oklahoma State* (FOX Sport Okla.)	L, 16-4
May 17	at Oklahoma State* (FOX Sports-Plus)	L, 5-4
May 18	at Oklahoma State* (FOX Sports-Plus)	Cancelled
Big 12 Championship (Chickasaw Bricktown Ballpark)		
May 22	#7 Oklahoma (FCS)	W, 8-2
May 23	#3 Oklahoma State (FCS)	L, 5-0
May 24	#6 TCU (FCS)	L, 2-5
NCAA Regionals		
May 31	#3 LMU	3 p.m. CT
June 1	#4 Omaha or #1 UCLA	4 p.m. CT/9 p.m. CT

STORY LINES

- The Bears have been selected as the No. 2 seed in the Los Angeles Regional and will match up with No. 3-seeded LMU in the first game of the NCAA Regional on Friday, May 31 at 3 p.m. CT/1 p.m. PT at UCLA's Jackie Robinson Stadium. The other two teams in the regional include No. 1 seed UCLA, the No. 1 seed overall in the tournament and No. 4-seeded Omaha.
- Baylor is making its third-straight NCAA Regional appearance for the first time since a stretch of four-consecutive appearances between 2009-12. This is the 21st regional selection in program history.
- The Bears won 8-of-10 three game series on the year, including 5-of-6 in the Big 12 and a series over Oklahoma.
- Baylor has finished its home schedule with a .500 record or better (24-6 in 2019) in all 20 seasons at Baylor Ballpark (since 1999) and is 456-204 all-time at the park.
- Baylor led the league for a third-straight year with 12 All-Big 12 honors.
- Baylor has 12 or more wins (14) in Big 12 play for the third-straight season. BU has won 12 or more in three-straight seasons for the first time since 2010-12.
- Baylor has won 30 or more (34) games in a season for the third-straight year (32 in 2018), giving the program back-to-back-to-back 30-win seasons for the first time since 2010-12.

HOW TO WATCH AND STREAM

All games in the UCLA Regional will be streamed live on ESPN3.

AGAINST LMU

- LMU may be an unfamiliar foe to Baylor, as the two squads have only played three times in program history, but head coach Steve Rodriguez is very familiar with the Lions, as his Pepperdine Waves were in the West Coast Conference with LMU during his 12-year career at the helm for the Waves. Assistant coach Jon Strauss, who was the pitching coach for Rodriguez for six seasons at Pepperdine is also very familiar with the Lions, as he was the pitching coach and recruiting coordinator from 2003-05 at LMU.
- The Bears are 2-1 against the Lions, with the lone matchups coming to open the 2004 season. The Bears took two-of-three in Waco, dropping game one, 8-7, before taking game two 5-4 and game three, 1-0. LMU was ranked No. 13 nationally at that point in the season.

AGAINST UCLA

- The Bears are familiar with the Bruins and Jackie Robinson Stadium, having visited in 2018 for a three-game non-conference series, Feb. 23-25, 2018. The Bears lost game one 5-2, took game two, 8-6, setting up a rubber match that Sunday that they lost, 3-0. The Bears have played two series at Jackie Robinson Stadium in program history and have dropped both, 1-2. In addition to the 2018 series, the Bears visited JRS in 2013. In 2012, the Bears welcomed the Bruins to Baylor Ballpark, but also dropped the series after taking the opener, 1-2. The lone neutral site matchup came in the first meeting between the two clubs in 2009 at the Astros College Classic. The Bears won the game, 5-1. UCLA was ranked in at least one poll all four times the clubs have met, but they have never been No. 1 overall as they are in this regional. Their highest ranking while playing the Bears was No. 6/9 in 2009.

AGAINST OMAHA

- A potential meeting between the two clubs will be the first in program history.

TEAM INFORMATION		POSSIBLE BU STARTERS	
BAYLOR (34-17, 14-8 Big 12)	Ranking 12 - D1, 13- NCBWA, 14- CB, 15- B	# P NAME	YR. AVG R H 2B 3B HR RBI
Head Coach Steve Rodriguez (Pepperdine, 2001)	Career Record 530-390* (16th season)	23 C Shea Langeliers Jr. .304 30 52 8 1 7 31	
BU Record 129-90 (4th season)		37 1B Chase Wehsener RFr. .286 29 50 7 1 0 20	
LMU (33-23, 15-12 WCC)	Ranking NR - BA, NR - USA Today, NR - D1, NR - CB	14 2B Josh Bissonette Sr. .265 32 49 7 3 3 27	
Head Coach Jason Gill	Career Record 320-284-1 (11th season)	2 SS Nick Loftin So. .326 51 72 16 3 6 39	
UCLA (47-8, 24-5 Pac-12)	Ranking 1 - BA, 1 - USA Today, 1 - D1, 1 - CB	33 3B Davis Wendzel Jr. .377 36 63 17 0 8 39	
Head Coach John Savage	Career Record 487-349-1 (15th season)	1 LF Cole Haring Sr. .333 40 60 4 1 10 41	
OMAHA (31-22-1, 20-10 Summit)	Ranking NR - BA, NR - USA Today, NR - D1, NR - CB	21 CF Richard Cunningham Sr. .324 49 67 9 4 5 29	
Head Coach Evan Porter	Career Record 58-97-1 (3rd year)	9 RF Davion Downey So. .248 29 34 8 1 4 27	
		5 DH Andy Thomas Jr. .331 28 57 19 0 3 28	
		# P NAME	YR ERA W-L IP SO BB B/AVG
		40 L Paul Dickens Jr. 4.07 5-2 73.0 91 30 .228	
		24 R Jimmy Winston R-So. 4.28 5-2 67.1 43 30 .245	
		30 R Jacob Ashkinos R-So. 4.95 2-4 40.0 34 21 .252	

*Big 12 Conference game #2019 Shriners Hospital for Children Classic (Houston, Texas, Minute Maid Park)

NCAA REGIONALS 2019 QUICK FACTS

UNIVERSITY

Location:	Waco, Texas
Chartered:	1845, by Republic of Texas
Enrollment:	17,217
Conference:	Big 12
Colors:	Green (PMS 560) & Gold (PMS 1235)
Nickname:	Bears
Mascots:	Joy and Lady (live Black Bears)
President:	Dr. Linda A. Livingstone
Faculty Representative:	Jeremy Counsellor
Director of Athletics:	Mack Rhoades
Sport Administrator:	Chad Jackson
Athletic Department Phone:	254.710.1234
Ticket Information Phone:	254.710.1000
Stadium (capacity):	Baylor Ballpark at Ferrell Field (5,000)
Largest Crowd:	5,911 (4/21/12 vs. Texas A&M)
Dimensions:	330-400-330
Press Box Phone:	254.754.5546

BASEBALL HISTORY

First Season:	1902
All-Time Record:	2,357-1,731-6 (.576)
All-Time Big 12 Record:	334-282 (.542)
Overall Postseason Record:	44-46 (.489)
NCAA Regional Appearances:	20
NCAA Super Regional Appearances:	4
CWS Appearances:	3 (1977, 1978, 2005)
Last NCAA Appearance:	2018 (Stanford Regional)
Conference Titles:	5 (1923, 1966, 2000, 2005, 2012)

2018 REVIEW

2018 Overall Record:	37-21
2018 Big 12 Record (Finish):	13-11 (5th)
2018 Final Rankings:	RV/NR/NR/NR
2018 Postseason:	Stanford Regional

2019 PREVIEW

Lettermen Returning/Lost:	20/8
Position Starters Returning/Lost:	10/0
Starting Pitchers Returning/Lost:	3/0
Newcomers:	11

COACHING STAFF

Head Coach:	Steve Rodriguez (Pepperdine, 2001)
Record at Baylor:	129-90 (4th season)
Career Record:	415-390 (16th season)
Assistant Coaches:	
Jon Strauss (4th season; Long Beach State, 1996)	
Mike Taylor (4th season; Prairie View A&M, 1997)	
Ruben Noriega (4th season; Lindenwood, 2009)	
Director of Operations:	Justin Grassi
Athletics Trainer:	Josh Ogden
Administrative Assistant:	Maggy Smith
Baseball Office Phone:	254.710.3029
Baseball Office Fax:	254.710.3008

ATHLETICS COMMUNICATIONS

Baseball Contact:	Rachel Caton
Office Phone:	254.710.3784
Cell Phone:	254-652-2061
E-mail:	Rachel.Caton@Baylor.edu
BAC Office:	1500 S. University Parks Dr. Waco, TX 76706

TEAM QUICK NOTES

ALL-AMERICANS

• The first set of All-Americans has been released, and Baylor closer Kyle Hill is a First Team All-American according to Collegiate Baseball. The honor is the first of his career. Joining him is third baseman Davis Wendzel, who has named a Third Team All-American at the position. The honor is also the first of Wendzel's career.

ALL-BIG 12 HONOREES

The Bears led all teams with 12 All-Big 12 selections, including six first teamers. Third baseman Davis Wendzel led the way as he was selected Co-Big 12 Player of the Year, becoming the fifth Bear to win such an honor and the first since Josh Ludy did so in 2012. Wendzel, Kyle Hill and Shea Langeliers were unanimous first team selections. Also first team selections for the Bears were Nick Loftin, Andy Thomas and Richard Cunningham. Cole Haring was the lone second team honoree for the Bears, while Daniel Caruso, Jimmy Winston, Ryan Leckich, Paul Dickens and Chase Wehsener were honorable mention selections. Wehsener was also a unanimous All-Freshman team selection.

IN THE NATIONAL RANKINGS

• The Bears boast the ninth-highest batting average in the nation (.310), 22nd with 2.12 doubles per game, 21st in slugging percentage (.470) and 30th in on-base percentage (0.392). The Bears' fielding percentage of 0.978 ranks 28th nationally. On the mound the Bears rank 24th with just 7.79 hits allowed per nine innings. Also, the Bears' six shutouts on the year rank 10th nationally.

INDIVIDUALS IN THE NATIONAL RANKINGS

• Davis Wendzel ranks 36th nationally with a batting average of .377 and his on-base percentage ranks 26th (.488). Andy Thomas ranks 10th nationally with 0.43 doubles per game. Nick Loftin is the 12th-toughest guy nationally to strikeout, only doing so once every 13.8 at bats.

BULLPEN SUCCESS

• Baylor's bullpen boasts a 2.98 ERA through 256.1 innings pitched, striking out 263 to just 121 walks. The bullpen is 19-7 on the year and has tallied seven saves. Closer Kyle Hill is working on an 22-game, 28.1 inning scoreless streak. The 22-game scoreless streak is the longest in program history and longest since Jake Weghorst did so for 18 games from April 4, 2006 through June 5, 2006. His 28.1-innings scoreless is the longest streak since Logan Verett threw 27.0 innings from April 29, 2011 through May 25, 2011.

HOW THE BEARS STACK UP IN THE BIG 12

• The Bears lead the Big 12 in team batting average (.310), rank third in total hits (561) and third in slugging percentage (.470). Wendzel's batting average of .377 ranks tops in the Big 12, followed by Haring in sixth (.333), Thomas in eighth (.333) and Loftin in 10th (.326). Loftin ranks fourth in the league with 72 hits, followed by Cunningham in fifth with 71 total hits. Thomas ranks fifth in the Big 12 with lead with 19 doubles, Wendzel tied for sixth with 17. Wendzel ranks first with an on base percentage of .488 and third with a slugging percentage of .623. • On the mound, the Bears have the second-best team ERA at 3.84, and rank second with an opposing batting average of .232. Individually, Paul Dickens ranks sixth with 97 total strikeouts and sixth with an opposing batting average of .233. Ryan Leckich ranks fifth in the conference with 28 appearances on the year. • The Bears rank second with a fielding percentage of .978.

BUSTER POSEY AWARD SEMIFINALIST

• Langeliers has been named to the watch list for the Buster Posey Award (formerly the Johnny Bench Award) all three of his seasons at Baylor, but this is his first semifinalist nod. Langeliers has started 41 games played behind the plate and has rounded into form at the plate after missing 10 games early in the season with a broken hamate bone. He currently is hitting .304 (52-for-171) with eight doubles, one triple and seven home runs, third-most on the team. He has also driven in 31 runs and scored 30 of his own. Overall, he is slashing .304/.372/.485 on the year. The 2018 Gold Glove Award winner at the catcher position, Langeliers has the ability to change opposing team's game plans because of his arm behind the plate. Since returning to catching after his hamate bone surgery on March 13, he has thrown out 12-of-19 would-be basestealers, good for a 63.2 percent. He currently has not allowed a stolen base since March 30 at Kansas and he has caught all of the six base stealers that have attempted to steal since March 30. Overall on the year, the Keller, Texas, native has thrown out 13-of-23 would-be base stealers, good for 56.5 percent. In addition, he does not have an error to his name and has only been credited with two passed balls. An often overlooked stat, Langeliers minimizes wild pitches, as the Bears' pitching staff has only been credited with 37 passed balls, compared to 71 for their opponents.

STRONG DEFENSE

• The Bears have the 28th-best fielding percentage in the country (.978) and arguably have the best corner infielders in the country. Redshirt freshman first baseman Chase Wehsener has not made one error in 386 chances on the year. Likewise, Wendzel at the hot corner has committed just two errors in 102 chances. Also, behind the plate the Bears have Shea Langeliers, who is a stalwart that has not committed an error in 378 chances, along with throwing out 13-of-23 would-be base stealers.

STRONG OFFENSE

• The Bears are 23-6 overall when scoring first this season. They have tallied double-digit hits 29 times this season. Baylor has outhit their opponents in 30 of 34 victories on the year.

QUICKEST TO 25 WINS

2019 BAYLOR BASEBALL GAME NOTES

• The Bears tallied 25 wins through 35 games, the quickest Baylor has reached the 25-win mark since 2012, when the Bears won 25 of their first 32 games.

COMING FROM BEHIND

• The strong offense is one of the reasons why the Bears are not afraid to come-from-behind, as they have done so in 16 wins on the year (16-of-34).

SCORING RUNS WITH TWO OUTS

• 156 of Baylor's 352 total runs in 2019 have come with two outs.

GETTING HOT

• Junior catcher Shea Langeliers is finding his way at the plate after missing 10 games with a broken hamate bone. In the month of April he batted .400 (26-for-65) with 13 RBI, all five of his home runs on the year. He had at least one hit in 14-of-15 games on the month, with 9-of-15 being multi-hit performances.

WALK-OFF WINS

• The Bears are 5-0 in walk-off wins this year and 4-1 in extra inning contests. Bissonette delivered the walk-off single in the bottom of the 12th inning to defeat Oklahoma, 3-2. Wendzel had the walk-off hit in the bottom of the ninth in game one of the series vs. West Virginia, while Davion Downey delivered the walk-off single in the bottom of the ninth against Texas in game one of the series. The other two walk-off victories have come off the bat of Ryan Bertelsman, as he hit a walk-off three-run homer in the 11th inning of game one of the double header vs. Holy Cross on Feb. 16 and then he came through with an RBI single in the bottom of the 11th vs. Texas Southern on Wednesday, March 27.

DIGGIN' LONG BALL

• Baylor has hit 184 home runs in 216 games under Rodriguez, including 46 in 48 games this season. BU hit 54 homers in 2018, its most in a season under Rodriguez. The Bears are coming off back-to-back seasons with at least 50 home runs (51 in 2017, 54 in 2018) for the first time since 2009 (73) and 2010 (57). Mack Mueller added his first career grand slam at Texas Tech on Thursday, April 18. Cole Haring's grand slam in game one of the doubleheader at Kansas on March 30, 2019, the first for the Bears since Nick Loftin hit one against the Jayhawks on March 24, 2018.

HILL MAKING HIS MARK ON THE HILL

• Senior pitcher Kyle Hill currently ranks fourth in the record book with 138 career strikeouts in relief. Hill is currently third on BU's all-time appearances leaderboard (92) and tied for fifth the all-time relief appearances chart (81). He also leads the Big 12 in reliever ERA (0.00) and his six wins on the year are the most by a reliever nationally that does not have at least one start on the year. He is a perfect 7-for-7 in save opportunities and boasts a 31.2 scoreless inning streak dating back to the 2018 season, the longest in program history and longest since Logan Verett's streak of 28 scoreless innings in 2011. He now has 23 consecutive scoreless outings dating back to the 2018 season (21 of those this season).

SUNDAYS ARE FOR DOUBLES

• In back-to-back Sundays (March 10, March 17), junior Andy Thomas was a combined 8-for-10 with 4 RBIs and 10 doubles (vs. Nebraska, 3-for-5, 3 RBIs, 3 doubles) and (vs. Cal Poly, 5-for-5, 1 RBI, 5 4 doubles). On March 17 vs. Cal Poly, Thomas collected a career-high five total hits, including a career-high four doubles. Those four doubles were the most by a Baylor and Big 12 player since Logan Vick did so on Feb. 24, 2012 at UCLA. Thomas was one double shy of tying the program record of doubles in a game, also the NCAA single-game record. Then on Sunday, March 24 vs. West Virginia, Thomas also launched his first homer of the season, a three-run bomb in the bottom of the eighth inning. At Kansas, Thomas didn't wait until Sunday for a big day. On Saturday, March 30, he was 3-for-5 with 2 doubles.

WINNING EARLY

• The Bears started the season 8-0 for the first time since 2017 and just the third time in program history (1984, 2017).

INJURY BUG

• The Bears have been bit by the injury bug, with the Big 12 Preseason Pitcher of the Year selection Cody Bradford out for the season with Thoracic Outlet Syndrome. Preseason All-American catcher Shea Langelier missed 10 games with a broken hamate bone, outfielder Cole Haring missed some time with a groin injury and third baseman Davis Wendzel some time with an internal oblique strain. Hayden Kettler has also missed time with a sore shoulder.

LITTLE LEAGUE TO D1

• Junior college transfer Mack Mueller played in the 2009 and 2010 Little League World Series as a member of Team Europe from Ramstein Air Base in Germany where his father, Mark, was stationed.

KEEPING IT IN THE FAMILY

• Redshirt sophomore Daniel Caruso is not the first in his family to be coached by Rodriguez. His older brother, Brandon, played baseball at Pepperdine from 2014-17, where he was coached by Rodriguez for two seasons (2014, 2015) before Coach Rodriguez took the Baylor job.

MUSICALLY INCLINED

• Senior second baseman Josh Bissonette is from a very creative and musically inclined family, as he father, Matt

NCAA REGIONALS



STEVE RODRIGUEZ
HEAD COACH
16TH SEASON (4th Baylor)

THE RODRIGUEZ FILE

PERSONAL

Hometown: Las Vegas, Nev.

Family: Wife, Kim; daughter, Julia, son, Nolan

EDUCATION

College: Pepperdine (2001) - B.S. Public Relations

Pepperdine (2003) - Master's Educational Technology

COACHING EXPERIENCE

Assistant Coach

Pepperdine, 2000-03

• Helped team to 145-98 record, 88-32 mark in WCC

• 2001 WCC title

• 2 NCAA Tournament appearances (2001, 2003)

Head Coach

Pepperdine, 2004-2015

• 401-300 (.572) record, 163-109 (.599) in WCC

• Second-winningest coach in program history

• 701 games coached are school record

• 2014 West Coast Conference Coach of the Year

• 2014 USA Baseball National Team Assistant Coach

• 2012 West Coast Conference Coach of the Year

• 8 NCAA Regionals (2004-08, 2012, 2014-15) -- Hosted first-ever Regional in 2006

• 1 NCAA Super Regional (2014) -- Program's first appearance

• 2 West Coast Conference tournament championships (2014-15)

• 3 West Coast Conference Championship Series titles (2004-06)

• 5 West Coast Conference regular season championships (2004-06, 2012, 2014)

Head Coach

Baylor, 2016-pres.

• Fourth season, 99-73 overall record, 35-37 Big 12 record

• 2017 Big 12 Coach of the Year

• Led Baylor to first NCAA Regional since 2012 in 2017, 2018

• 1 Gold Glove selection

• 3 All-America selections

• 2 Freshman All-America selections

• 2 All-District selections

• Baylor's First Big 12 Pitcher of the Year

THE RODRIGUEZ WORKSHEET

YEAR	SCHOOL	OVERALL	CONF.
Year	Overall	Conference	NCAA
^2004	30-32	@19-11/1st	Regional
^2005	41-23	@21-9/1st	Regional
^2006	42-21	@15-6/T-1st	Regional
^2007	35-22	14-7/3rd	Regional
^2008*	38-21	14-6/2nd	Regional
^2009*	31-23	12-9/T-3rd	
^2010*	24-30	12-9/T-3rd	
^2011*	22-34	7-14/7th	
^2012	36-23	16-8/1st	Regional
^2013	27-24	13-11/5th	
^2014	43-18	#18-9/1st	Super Regional
^2015	32-29	#17-10/2nd	Regional
+2016	24-29	10-14/7th	
+2017	34-23	12-12/4th	Regional
+2018	37-21\$	13-11	Regional
+2019	34-17	14-8	Regional
Totals*	530-390	212-154	11 appearances
Baylor	129-90	49-45	

+Baylor; *Pepperdine; @West Coast Conference Series Champion; #West Coast Conference Tournament Champion; \$ Big 12 Conference Tournament Champion

*Note: Due to NCAA sanctions against the University, Pepperdine later vacated all wins and NCAA Tournament appearances in baseball between the 2008-11 seasons. Pepperdine's adjusted overall NCAA records for each season are 0-19 (2008), 0-23 (2009), 0-30 (2010) and 0-34 (2011).

TEAM HONORS

No. 2 in Preseason Big 12 Coaches Poll

MISCELLANEOUS STATISTICS

Current Streak	Lost 2
Current Home Streak	Won 1
Current Road/Neutral Streak	Lost 2
Current Nonconference Streak	Won 3
Current Conference Streak	Lost 3
Last Win	May 22, 2019 vs. Oklahoma (8-2)
Last Home Win	May 14, 2019 vs. UTA (12-2, 7 inn)
Last Away Win	April 28, 2019 at TCU (11-1)
Last Loss	May 24, 2019 vs. TCU (5-2)
Last Home Loss	May 5, 2019 vs. K-State (10-3)
Last Away Loss	May 17, 2019 at OSU (5-4)

ROSTER BREAKDOWN**BY CLASS****Senior (6)**

Josh Bissonette, Richard Cunningham, Cole Haring, Kyle Hill, T.J. Raguse, Cole Weaver

Junior (11)

Luke Boyd, Cody Bradford, Paul Dickens, Logan Freeman, Hayden Kettler, Shea Langeliers, Ryan Leckich, Mack Mueller, Hunter Seay, Andy Thomas, Davis Wendzel

Sophomore (10)

Jacob Ashkinos, Ryan Bertelsman, Daniel Caruso, Collin Garrett, Jimmy Winston, Davion Downey, William Gilbert, Nick Loftin, Tyler Thomas, Chase Wehsener

Freshman (8)

Kyle Harper, Brooks Helmer, Blake Helmer, Ricky Martinez, Anderson Needham, Ryan Segner, Jake Walsh, Branson Wilson

BY HOME STATE**Texas (26)**

Jacob Ashkinos, Ryan Bertelsman, Cody Bradford, Richard Cunningham, Paul Dickens, Logan Freeman, Collin Garrett, William Gilbert, Cole Haring, Kyle Harper, Brooks Helmer, Blake Helton, Kyle Hill, Hayden Kettler, Shea Langeliers, Ryan Leckich, Nick Loftin, Mack Mueller, Anderson Needham, T.J. Raguse, Hunter Seay, Ryan Segner, Tyler Thomas, Jake Walsh, Branson Wilson, Jimmy Winston

California (8)

Josh Bissonette, Luke Boyd, Daniel Caruso, Andy Thomas, Ricky Martinez, Davis Wendzel, Cole Weaver, Chase Wehsener

Kentucky (1)

Davion Downey

COACHING DUTIES**3RD BASE**

Assistant Coach Mike Taylor

1ST BASE

Volunteer Assistant Coach Ruben Noriega

Bissonette, is currently on tour as the bassist for Elton John. He previously has been the bassist for David Lee Roth and Rick Springfield, among others. Growing up, he was home schooled until high school so he could travel and be on tour with his father. During that time, he got to visit all 30 MLB parks and his love for the game grew. Josh also is musical himself, but prefers to work with and make his own electronic music.

CONFERENCE HONORS

• The Bears earned their first two weekly honors of the year April 1 after a 4-1 week, including a series win over Kansas. Nick Loftin, who is absolutely on fire as of late, earned Big 12 Player of the Week honors for the first time in his career (previously won Newcomer of the Week once in 2018). He slashed .565/.615/.915 for the week and recorded multi-hit performances in all five games. In the series win at Kansas he was 8-for-15 with six RBIs and two home runs. The Corpus Christi native is riding a 10-game hitting streak and has had eight-straight multi-hit performances. Over those 10 games, nine of them have been multi-hit performances. Loftin leads the Big 12 in batting with a .397 average and also leads in hits (46) and total bases (72).

• Junior left-handed pitcher Paul Dickens earned his first Newcomer of the Week honor after striking out a career-best 12 batters in six innings of work, en route to the Bears' series-opening 8-2 victory at Kansas on Saturday afternoon. The Fort Worth native allowed just two runs on two hits and he averaged two strikeouts an inning as his 12 Ks on the day were a career-best and the most by any Big 12 pitcher in a conference game this season. Dickens currently ranks tied for third in the Big 12 with 49 strikeouts on the year.

OFFENSE CLICKING EARLY

• The Bears mashed 83 runs in their first eight games of the season, the most in the first eight games in program history.

PICKED TO FINISH SECOND AND THAT IS JUST WHAT THEY DID

The Bears were the preseason No. 2 pick in the Big 12 and earned two first place votes, collected 58 total points, behind No. 1 Texas Tech's 61 points. The second place selection in the preseason poll ties the highest in program history, first time since 2004 the Bears were picked second and fifth time in program history. And finish second is exactly what the Bears did, without their ace starter Cody Bradford among many other injuries the Bears suffered this season.

FAMILIAR FACES

• Baylor returns 20 letterwinners after losing eight from the 2018 squad. Baylor return all nine position starters, plus the entire pitching rotation from 2018. On the mound the Bears return 95 percent of their starts (55 of 58) from 2018 and 73 percent of their wins.

STOPPER OF THE YEAR WATCH LIST

• Hill was one of 75 and one of three from Big 12 named to NCBWA 2019 Stopper of the Year Preseason Watch List (top relief pitcher in NCAA DI baseball). For the third-straight year the Bears have a pitcher on the watch list after Troy Montemayor in 2017 and 2018.

BOBBY BRAGAN COLLEGIATE SLUGGER AWARD

• Cunningham, Andy Thomas and Davis Wendzel were named to 2019 Bobby Bragan Collegiate Slugger Award Watch List (top DI slugger on field, in dugout and in the classroom from Texas, Oklahoma, Arkansas, Louisiana and New Mexico). Cunningham is the first student-athlete to be on the watch list for three-straight seasons.

ACADEMIC SUCCESS

• SR OF Richard Cunningham and JR DH Andy Thomas were named to the College Sports Information Directors of America (CoSIDA) Academic All-District Seven Team. The duo's recognition marked the first for Baylor since Logan Brown in 2015. Overall, Bradford and Cunningham are the program's 41st and 42nd selections and gave BU multiple choices for the second-straight year. Both are now candidates for Academic All-America honors to be released in early June.

DRAFT SUCCESS

• In the 2018 Major League Baseball First-Year Player Draft, senior right-handed pitcher Troy Montemayor and then-sophomore third baseman Davis Wendzel were selected. Montemayor went to the St. Louis Cardinals in the 25th round with the 753rd overall pick, and Wendzel was drafted by the Boston Red Sox in the 37th round with the 1,120th overall selection. Wendzel chose to forgo his opportunity with the Red Sox to return for his junior season in Waco. With the picks, Baylor has had at least one player selected in 41 of 43 drafts since 1976. The Bears have had 140 total draft picks in program history, including two selections in each of the last two years.

CLEAN FIELDING

• Rodriguez has helped conduct Baylor top 10 fielding percentage seasons in each of his first three seasons with the Bears. In 2016, the team tied for eighth all-time at BU with a .968 fielding percentage and topped it in 2017 with a third-best .972 mark. In 2018, the Bears had a fielding percentage of .971 which tied for fourth-best in program history. Currently, the Bears lead the conference with a .978 fielding percentage and ranks 28th nationally in the category.

2019 BAYLOR BASEBALL GAME NOTES
2019 NUMERICAL ROSTER

No.	Name	B/T	Pos.	Ht.	Wt.	Cl-Exp.	Hometown/Last School
1	Cole Haring	R/R	OF	5-10	185	SR-1L	Katy, Texas/Katy HS/McLennan CC
2	Nick Loftin	R/R	IF	6-1	180	SO-1L	Corpus Christi, Texas/W.B. Ray HS
3	Ryan Bertelsman	R/R	OF	6-0	195	R-SO-1L	Friendswood, Texas/Friendswood HS
8	Kyle Harper	R/R	C/1B/OF	6-0	190	R-FR-RS	Houston, Texas/Cypress Creek HS
9	Davion Downey	L/L	OF	6-0	200	SO-1L	Bowling Green, Ky./Warren East HS
10	Ryan Leckich	S/L	LHP	5-10	190	JR-2L	Port Neches, Texas/Neches Groves HS
11	Ricky Martinez	R/R	INF	6-0	190	FR-HS	Morgan Hill, Calif./St. Francis HS
12	Branson Wilson	R/R	RHP	6-3	190	FR-HS	Fort Worth, Texas/Southwest Christian HS
13	Hunter Seay	L/L	OF	6-0	180	R-SO-1L	Keller, Texas/Keller HS
14	Josh Bissonette	R/R	IF	6-0	185	SR-3L	Anaheim Hills, Calif./Orange Lutheran HS
15	Kyle Hill	R/R	RHP	5-11	195	SR-3L	Corpus Christi, Texas/Calallen HS
16	Tyler Thomas	L/L	LHP	6-1	170	SO-1L	Keller, Texas/Keller HS
18	Cody Bradford	L/L	LHP	6-3	195	JR-2L	Aledo, Texas/Aledo HS
20	T.J. Raguse	L/L	OF	6-1	205	SR-3L	Georgetown, Texas/Georgetown HS
21	Richard Cunningham	L/L	OF	5-10	195	SR-3L	Austin, Texas/Stephen F. Austin HS
22	Blake Helton	R/R	RHP	6-4	175	FR-HS	Austin, Texas/Lake Travis HS
23	Shea Langeliers	R/R	C/1B	6-0	190	JR-2L	Keller, Texas/Keller HS
24	Jimmy Winston	R/R	RHP	6-4	200	R-SO-1L	Houston, Texas/Lamar HS
25	Andy Thomas	L/R	C/1B	6-2	210	JR-2L	Murrieta, Calif./Murrieta HS
28	Hayden Kettler	R/R	RHP	6-2	190	JR-2L	Coppell, Texas/Coppell HS
29	Jake Walsh	R/R	C	6-3	175	FR-HS	Carrollton, Texas/Trinity Christian HS
30	Jacob Ashkinos	R/R	RHP	6-1	225	R-SO-1L	Aledo, Texas/Aledo HS/Cisco College
31	Daniel Caruso	L/R	RHP	6-0	160	R-SO-1L	Los Angeles, Calif./Loyola HS
33	Davis Wendzel	R/R	IF	6-0	205	JR-2L	San Clemente, Calif./Jsserra Catholic HS
34	Anderson Needham	R/R	RHP	6-4	190	FR-HS	Heath, Texas/Rockwall Heath HS
35	Brooks Helmer	R/R	RHP/1B	6-4	230	FR-HS	Rockwall, Texas/Rockwall HS
36	Ryan Segner	R/R	RHP	6-2	190	FR-HS	Fredricksburg, Texas/Fredricksburg HS
37	Chase Wehsener	R/L	1B	6-1	185	R-FR-RS	San Diego, Calif./Christian HS
40	Paul Dickens	L/L	LHP	6-5	225	R-JR-TR	Fort Worth, Texas/Home school/Navarro JC
41	Luke Boyd	R/R	RHP	6-2	180	JR-2L	Ojai, Calif./Nordhoff HS
44	Logan Freeman	R/R	RHP	6-1	215	JR-TR	Buffalo, Texas/Buffalo HS/McLennan CC
45	Cole Weaver	L/R	IF	5-10	170	SR-2L	Carlsbad, Calif./Santa Fe Christian HS/Saint John's
50	Mack Mueller	R/L	OF/1B	6-3	225	JR-TR	Abilene, Texas/Wylie HS/Cisco College
54	Collin Garrett	R/R	RHP	6-5	250	R-JR-1L	Montgomery, Texas/Montgomery HS
55	William Gilbert	R/R	RHP	6-6	220	R-SO-RS	Plano, Texas/Trinity Christian Academy

Head Coach: 5 Steve Rodriguez (Pepperdine, 2001; 4th Season)

Assistant Coaches: 4 Jon Strauss (Long Beach State, 1996; 4th Season)

6 Mike Taylor (Prairie View A&M, 1997; 4th Season)

27 Ruben Noriega (Lindenwood, 2009; 4th Season)

Director of Operations: Justin Grassi (FGCU, 2014; 1st Season)

Athletic Trainer: Josh Ogden (TCU, 2007; 6th Season)

NCAA REGIONALS

BAYLOR IN THE RANKINGS

WEEK	BA	COACHES	D1	NCBWA	PG	CB
Preseason 16	18		15	16	12	21
Week 1	16	18	15	13	12	21
Week 2	16	18	15	12	12	14
Week 3	25	20	21	21	24	21
Week 4	NR	RV	NR	28	NR	27
Week 5	NR	RV	NR	29	NR	26
Week 6	NR	RV	NR	29	NR	25
Week 7	NR	RV	NR	26	NR	22
Week 8	25	24	24	23	NR	17
Week 9	19	19	18	19	NR	18
Week 10	24	22	21	18	NR	23
Week 11	16	18	16	15	20	15
Week 12	15	13	12	13	16	14
Week 13	18	18	18	17	19	16
Week 14	22	21	21	21	24	17

PRONUNCIATIONS

Jacob ASHKINOS	ASH-KIN-OSE
Josh BISSONETTE	BISS-UN-ETT
Daniel CARUSO	CAH-ROO-SO
DAVION Downey	DAY-VEE-ON
Shea LANGELIERS	LANG-UH-LEERS
T.J. RAGUSE	RAG-GOOSE-EE
Hunter SEAY	SAY
Ryan SEGNER	SEG-NUR
Chase WEHSENER	WEZ-NURR
Davis WENDZEL	WHEN-ZELL

INDIVIDUAL SEASON HONORS

SHEA LANGELIERS

Buster Posey Award Semifinalist
 Buster Posey Award Watch List
 Second Team Preseason All-American (D1Baseball.com,
 Perfect Game, Baseball America, Collegiate Baseball
 Third Team Preseason All-American (NCBWA)
 Preseason All-Big 12

CODY BRADFORD

Preseason Big 12 Pitcher of the Year
 Preseason All-Big 12
 Golden Spikes Award Preseason Watch List
 D1Baseball Second Team Preseason All-American
 Third Team Preseason All-American (Perfect Game, Collegiate
 Baseball)
 Dr. Gerald Lage Academic Achievement Award

DAVIS WENDZEL

Co-Big 12 Player of the Year
 Dick Howser Award Semifinalist
 Preseason All-Big 12
 Bobby Bragan Award Watch List

NICK LOFTIN

Preseason All-Big 12
 Big 12 Player of the Week (Week of March 25-31)
 Bobby Bragan Award Watch List
 Brooks Wallace Award Watch List

KYLE HILL

Preseason Watch List Stopper of the Year Award

RICHARD CUNNINGHAM

CoSIDA Academic All-District 7
 Senior CLASS Award Finalist
 Bobby Bragan Award Watch List
 Shriners College Classic Service Award
 All-Tournament Team Shriners Collegiate Classic

ANDY THOMAS

CoSIDA Academic All-District 7
 Bobby Bragan Award Watch List
 Bobby Bragan Collegiate Slugger Award - Player of the Week
 (March 18)

PAUL DICKENS

Big 12 Newcomer of the Week (Week of March 25-31)

STARTING LINEUP BY DEFENSIVE POSITION

DATE	OPPONENT	P	C	1B	2B	3B	SS	LF	CF	RF	DH
2/15	Holy Cross	Kettler	Langeliers	Mueller	Bissonette	Wendzel	Loftin	Haring	Cunningham	Downey	Weaver
2/16	Holy Cross	T. Thomas	Langeliers	Wendzel	Bissonette	Wendzel	Loftin	Weaver	Cunningham	Downey	Raguse
2/16	Holy Cross	Bradford	Langeliers	Wehsener	Bissonette	Wendzel	Loftin	Haring	Cunningham	Downey	Bertelsman
2/17	Holy Cross	Needham	Langeliers	Wehsener	Bissonette	Wendzel	Loftin	Haring	Cunningham	Downey	Bertelsman
2/22	Cornell	Kettler	Harper	Wehsener	Bissonette	Wendzel	Loftin	Haring	Cunningham	Downey	Bertelsman
2/23	Cornell	T. Thomas	Harper	Wehsener	Bissonette	Wendzel	Loftin	Haring	Cunningham	Downey	Mueller
2/24	Cornell	Bradford	Harper	Wehsener	Bissonette	Wendzel	Loftin	Haring	Cunningham	Downey	Martinez
2/26	Dallas Baptist	Dickens	Harper	Wehsener	Bissonette	Wendzel	Loftin	Haring	Cunningham	Downey	A. Thomas
3/1	vs. Texas A&M	Kettler	Harper	Wehsener	Bissonette	Wendzel	Loftin	Haring	Cunningham	Downey	A. Thomas
3/2	vs. Rice	T. Thomas	A. Thomas	Wehsener	Bissonette	Wendzel	Loftin	Harper	Cunningham	Downey	Bertelsman
3/3	vs. Texas State	Bradford	Harper	Wehsener	Bissonette	Wendzel	Loftin	Martinez	Cunningham	Downey	A. Thomas
3/8	Nebraska	Kettler	Harper	Wehsener	Bissonette	Wendzel	Loftin	Mueller	Cunningham	Downey	A. Thomas
3/9	Nebraska	Dickens	A. Thomas	Wehsener	Bissonette	Wendzel	Loftin	Mueller	Cunningham	Downey	Bertelsman
3/10	Nebraska	Needham	A. Thomas	Wehsener	Bissonette	Wendzel	Loftin	Mueller	Cunningham	Downey	Langeliers
3/13	ACU	Boyd	Langeliers	Wehsener	Bissonette	Wendzel	Loftin	Mueller	Cunningham	Downey	A. Thomas
3/15	Cal Poly	Dickens	Langeliers	Wehsener	Bissonette	Wendzel	Loftin	Haring	Cunningham	Downey	A. Thomas
3/16	Cal Poly	Winston	Langeliers	Wehsener	Bissonette	Wendzel	Loftin	Haring	Cunningham	Downey	A. Thomas
3/17	Cal Poly	T. Thomas	Langeliers	Wehsener	Bissonette	Wendzel	Loftin	Haring	Cunningham	Downey	A. Thomas
3/19	at Sam Houston	Boyd	Langeliers	A. Thomas	Bissonette	Wendzel	Loftin	Haring	Cunningham	Downey	Raguse
3/22	West Virginia	Dickens	Langeliers	Wehsener	Bissonette	Wendzel	Loftin	Haring	Cunningham	Downey	A. Thomas
3/23	West Virginia	Winston	Langeliers	Wehsener	Bissonette	Wendzel	Loftin	Mueller	Cunningham	Haring	A. Thomas
3/24	West Virginia	Leckich	Langeliers	Wehsener	Bissonette	Wendzel	Loftin	Haring	Cunningham	Downey	A. Thomas
3/26	Texas Southern	Needham	Langeliers	Wehsener	Bissonette	Wendzel	Loftin	Haring	Cunningham	Downey	A. Thomas
3/27	Texas Southern	T. Thomas	Langeliers	Wehsener	Bissonette	Wendzel	Loftin	Haring	Cunningham	Downey	A. Thomas
3/30	at Kansas (DH1)	Dickens	Langeliers	Wehsener	Bissonette	Wendzel	Loftin	Haring	Cunningham	Downey	A. Thomas
3/30	at Kansas (DH2)	Winston	Langeliers	Wehsener	Bissonette	Wendzel	Loftin	Haring	Cunningham	Downey	A. Thomas
3/31	at Kansas	Kettler	Langeliers	Wehsener	Bissonette	Wendzel	Loftin	Mueller	Cunningham	Haring	A. Thomas
4/2	at Dallas Baptist	Ashkins	Langeliers	Wehsener	Bissonette	Wendzel	Loftin	Haring	Cunningham	Downey	A. Thomas
4/5	Texas	Winston	Langeliers	Wehsener	Bissonette	Wendzel	Loftin	Haring	Cunningham	Downey	A. Thomas
4/6	Texas	Dickens	Langeliers	Wehsener	Bissonette	Wendzel	Loftin	Haring	Cunningham	Downey	A. Thomas
4/9	at UT Arlington	Ashkins	Langeliers	Wehsener	Bissonette	Wendzel	Loftin	Haring	Cunningham	Downey	A. Thomas
4/12	Oklahoma	Winston	Langeliers	Wehsener	Bissonette	Wendzel	Loftin	Mueller	Cunningham	Haring	A. Thomas
4/13	Oklahoma	Dickens	Langeliers	Wehsener	Bissonette	Wendzel	Loftin	Seay	Cunningham	Haring	A. Thomas
4/14	Oklahoma	Helton	Langeliers	Wehsener	Bissonette	Wendzel	Loftin	Harper	Cunningham	Haring	A. Thomas
4/16	Sam Houston	Ashkins	Langeliers	Wehsener	Bissonette	Wendzel	Loftin	Mueller	Cunningham	Haring	A. Thomas
4/18	at Texas Tech	Winston	Langeliers	Wehsener	Bissonette	Wendzel	Loftin	Mueller	Cunningham	Haring	A. Thomas
4/19	at Texas Tech	Dickens	Langeliers	Wehsener	Bissonette	Wendzel	Loftin	Mueller	Cunningham	Haring	A. Thomas
4/20	at Texas Tech	Helton	Langeliers	Wehsener	Bissonette	Wendzel	Loftin	Mueller	Cunningham	Haring	A. Thomas
4/23	Stephen F. Austin	Helton	Langeliers	Wehsener	Bissonette	Martinez	Wendzel	Haring	Cunningham	Downey	A. Thomas
4/26	at TCU	Dickens	Langeliers	Wehsener	Bissonette	Wendzel	Loftin	Mueller	Cunningham	Haring	A. Thomas
4/27	at TCU	Winston	Langeliers	Wehsener	Bissonette	Weaver	Loftin	Haring	Cunningham	Downey	A. Thomas
4/28	at TCU	Ashkins	Langeliers	Wehsener	Bissonette	Weaver	Loftin	Mueller	Cunningham	Haring	A. Thomas
5/3	K-State	Dickens	Langeliers	Wehsener	Bissonette	Weaver	Loftin	Haring	Cunningham	Downey	A. Thomas
5/4	K-State	Winston	Langeliers	Wehsener	Bissonette	Weaver	Loftin	Haring	Cunningham	Downey	A. Thomas
5/5	K-State	Ashkins	Langeliers	Wehsener	Bissonette	Weaver	Loftin	Haring	Cunningham	Downey	A. Thomas
5/14	UT Arlington	T. Thomas	Langeliers	Wehsener	Bissonette	Weaver	Loftin	Haring	Cunningham	Downey	A. Thomas
5/16	at OSU	Dickens	Langeliers	Wehsener	Bissonette	Martinez	Haring	Haring	Cunningham	Downey	A. Thomas
5/17	at OSU	Winston	Langeliers	Wehsener	Bissonette	Weaver	Loftin	Haring	Cunningham	Downey	A. Thomas
5/22	vs. Oklahoma	Dickens	Langeliers	Wehsener	Bissonette	Wendzel	Loftin	Haring	Cunningham	Downey	A. Thomas
5/23	vs. Oklahoma St.	Winston	Langeliers	Wehsener	Bissonette	Wendzel	Loftin	Haring	Cunningham	Downey	A. Thomas
5/24	vs. TCU	Ashkins	Langeliers	Wehsener	Bissonette	Wendzel	Loftin	Mueller	Cunningham	Haring	A. Thomas

HITTING STREAKS

Player	2019 Season High	Current
Richard Cunningham	23	23
Andy Thomas	16	-
Shea Langeliers	16	-
Nick Loftin	13	11
Davis Wendzel	12	2
Chase Wehsener	9	-
Cole Haring	9	1
Davion Downey	8	-
Josh Bissonette	7	1
Kyle Harper	6	2
Ryan Bertelsman	3	-
Mack Mueller	2	1
Cole Weaver	2	-
Ricky Martinez	1	1
Hunter Seay	1	-
TJ Raguse	1	-

ON BASE STREAKS

Player	2019 Longest	Current
Richard Cunningham	23	23
Davis Wendzel	21	2
Nick Loftin	20	11
Andy Thomas	16	1
Shea Langeliers	16	-
Josh Bissonette	12	1
Davion Downey	10	2
Cole Haring	10	1
Chase Wehsener	9	-
Cole Weaver	8	-
Kyle Harper	6	2
Ryan Bertelsman	6	-
Mack Mueller	5	1
Ricky Martinez	3	1
T.J. Raguse	1	-
Hunter Seay	1	-

STARTING LINEUP BY BATTING ORDER

DATE	OPPONENT	LEADOFF	2	3	4	5	6	7	8	9
2/15	Holy Cross	Cunningham	Loftin	Wendzel	Langeliers	Downey	Haring	Mueller	Bissonette	Weaver
2/16	Holy Cross	Cunningham	Loftin	Wendzel	Langeliers	Downey	Mueller	Raguse	Bissonette	Weaver
2/16	Holy Cross	Cunningham	Loftin	Wendzel	Langeliers	Downey	Bertelsman	Wehsener	Bissonette	Haring
2/17	Holy Cross	Cunningham	Loftin	Wendzel	Downey	Bertelsman	Haring	Wehsener	Bissonette	Harper
2/22	Cornell	Cunningham	Loftin	Wendzel	Downey	Haring	Bertelsman	Wehsener	Bissonette	Harper
2/23	Cornell	Cunningham	Loftin	Wendzel	Downey	Haring	Mueller	Wehsener	Bissonette	Harper
2/24	Cornell	Cunningham	Loftin	Wendzel	Downey	Haring	Wehsener	Martinez	Bissonette	Harper
2/26	Dallas Baptist	Cunningham	Loftin	Wendzel	Downey	Haring	Wehsener	A. Thomas	Bissonette	Harper
3/1	vs. Texas A&M	Cunningham	Loftin	Wendzel	Downey	Haring	Wehsener	A. Thomas	Bissonette	Harper
3/2	vs. Rice	Cunningham	Loftin	Wendzel	Downey	Wehsener	Bertelsman	A. Thomas	Bissonette	Harper
3/3	vs. Texas State	Cunningham	Loftin	Wendzel	Downey	Wehsener	A. Thomas	Martinez	Bissonette	Harper
3/8	Nebraska	Cunningham	Loftin	Wendzel	Downey	Wehsener	A. Thomas	Mueller	Bissonette	Harper
3/9	Nebraska	Cunningham	Loftin	Wendzel	Downey	Mueller	Wehsener	A. Thomas	Bertelsman	Bissonette
3/10	Nebraska	Loftin	Cunningham	Wendzel	Langeliers	Downey	Bissonette	Mueller	A. Thomas	Wehsener
3/13	ACU	Loftin	Cunningham	Wendzel	Langeliers	A. Thomas	Bissonette	Mueller	Wehsener	Wehsener
3/15	Cal Poly	Loftin	Cunningham	Wendzel	Downey	Langeliers	A. Thomas	Bissonette	Haring	Wehsener
3/16	Cal Poly	Loftin	Cunningham	Wendzel	Downey	Langeliers	A. Thomas	Bissonette	Haring	Wehsener
3/17	Cal Poly	Loftin	Cunningham	Wendzel	A. Thomas	Langeliers	Downey	Haring	Bissonette	Wehsener
3/19	at Sam Houston	Loftin	Cunningham	Wendzel	A. Thomas	Langeliers	Downey	Haring	Bissonette	Raguse
3/22	West Virginia	Loftin	Cunningham	Wendzel	A. Thomas	Langeliers	Downey	Haring	Bissonette	Wehsener
3/23	West Virginia	Loftin	Cunningham	Wendzel	A. Thomas	Langeliers	Downey	Haring	Mueller	Wehsener
3/24	West Virginia	Loftin	Cunningham	Wendzel	A. Thomas	Langeliers	Downey	Haring	Bissonette	Wehsener
3/26	Texas Southern	Loftin	Cunningham	Wendzel	A. Thomas	Langeliers	Downey	Haring	Bissonette	Wehsener
3/27	Texas Southern	Loftin	Cunningham	Wendzel	A. Thomas	Langeliers	Downey	Haring	Bissonette	Wehsener
3/30	at Kansas (DH1)	Loftin	Cunningham	Wendzel	A. Thomas	Langeliers	Downey	Haring	Bissonette	Wehsener
3/30	at Kansas (DH2)	Loftin	Cunningham	Wendzel	A. Thomas	Langeliers	Downey	Haring	Bissonette	Wehsener
3/31	at Kansas	Loftin	Cunningham	Wendzel	A. Thomas	Langeliers	Downey	Haring	Bissonette	Wehsener
4/2	at Dallas Baptist	Loftin	Cunningham	Wendzel	A. Thomas	Langeliers	Downey	Haring	Bissonette	Wehsener
4/5	Texas	Loftin	Cunningham	Wendzel	A. Thomas	Langeliers	Downey	Haring	Bissonette	Wehsener
4/6	Texas	Loftin	Cunningham	Wendzel	A. Thomas	Langeliers	Downey	Haring	Bissonette	Wehsener
4/9	at UT Arlington	Loftin	Cunningham	Wendzel	A. Thomas	Langeliers	Downey	Haring	Bissonette	Wehsener
4/12	Oklahoma	Loftin	Cunningham	Wendzel	A. Thomas	Langeliers	Haring	Bissonette	Mueller	Wehsener
4/13	Oklahoma	Loftin	Cunningham	Wendzel	A. Thomas	Langeliers	Haring	Bissonette	Seay	Wehsener
4/14	Oklahoma	Loftin	Cunningham	Wendzel	Langeliers	A. Thomas	Haring	Bissonette	Harper	Wehsener
4/16	Sam Houston	Loftin	Cunningham	Wendzel	Langeliers	A. Thomas	Haring	Bissonette	Mueller	Wehsener
4/18	at Texas Tech	Loftin	Cunningham	Wendzel	Langeliers	A. Thomas	Haring	Bissonette	Mueller	Wehsener
4/19	at Texas Tech	Loftin	Cunningham	Wendzel	A. Thomas	Langeliers	Haring	Bissonette	Mueller	Wehsener
4/20	at Texas Tech	Loftin	Cunningham	Wendzel	A. Thomas	Langeliers	Haring	Bissonette	Mueller	Wehsener
4/23	Stephen F. Austin	Cunningham	Haring	Wendzel	A. Thomas	Langeliers	Downey	Bissonette	Martinez	Wehsener
4/26	at TCU	Loftin	Cunningham	Langeliers	A. Thomas	Haring	Downey	Bissonette	Mueller	Wehsener
4/27	at TCU	Loftin	Cunningham	Langeliers	A. Thomas	Haring	Downey	Bissonette	Weaver	Wehsener
4/28	at TCU	Loftin	Cunningham	Langeliers	A. Thomas	Haring	Bissonette	Mueller	Weaver	Wehsener
5/3	K-State	Loftin	Cunningham	Langeliers	A. Thomas	Haring	Downey	Bissonette	Weaver	Wehsener
5/4	K-State	Loftin	Cunningham	Langeliers	A. Thomas	Haring	Downey	Bissonette	Weaver	Wehsener
5/5	K-State	Loftin	Cunningham	Langeliers	A. Thomas	Haring	Downey	Bissonette	Weaver	Wehsener
5/14	UT Arlington	Loftin	Cunningham	Langeliers	A. Thomas	Haring	Downey	Bissonette	Weaver	Wehsener
5/16	at OSU	Loftin	Cunningham	Langeliers	A. Thomas	Haring	Downey	Bissonette	Martinez	Wehsener
5/17	at OSU	Loftin	Cunningham	Langeliers	A. Thomas	Haring	Downey	Bissonette	Weaver	Wehsener
5/22	vs. Oklahoma	Loftin	Cunningham	Langeliers	A. Thomas	Wendzel	Haring	Downey	Bissonette	Wehsener
5/23	vs. Oklahoma State	Loftin	Cunningham	Langeliers	A. Thomas	Wendzel	Haring	Downey	Bissonette	Wehsener
5/24	vs. TCU	Loftin	Cunningham	Langeliers	Wendzel	A. Thomas	Haring	Downey	Bissonette	Wehsener

MULTI-HIT GAMES

Player	2	3	4	5	Total
Nick Loftin	16	8	-	-	24
Davis Wendzel	13	6	-	-	19
Richard Cunningham	11	7	-	1	19
Cole Haring	9	7	1	-	17
Shea Langeliers	11	5	-	-	16
Josh Bissonette	12	2	1	-	15
Andy Thomas	8	4	1	1	14
Chase Wehsener	8	5	-	-	13
Davion Downey	9	1	-	-	10
Kyle Harper	4	-	-	-	4
Mack Mueller	2	2	-	-	4
Ryan Bertelsman	1	1	-	-	2
Cole Weaver	1	1	-	-	2
Ricky Martinez	2	-	-	-	2

MULTI-RBI GAMES

Player	2	3	4	5	Total
Davis Wendzel	8	3	1	-	12
Cole Haring	7	2	2	1	12
Nick Loftin	7	2	1	-	10
Josh Bissonette	7	-	-	-	7
Shea Langeliers	4	1	2	-	7
Davion Downey	4	1	1	-	6
Richard Cunningham	5	1	-	-	6
Andy Thomas	1	3	1	-	5
Ryan Bertelsman	2	1	-	-	3
Mack Mueller	1	1	-	1	3
Chase Wehsener	2	-	-	1	3
Kyle Harper	2	-	-	-	2
Cole Weaver	-	1	-	-	1

BAYLOR NCAA POSTSEASON HISTORY**1948****WESTERN REGIONAL****MERCHANTS PARK • DENVER, COLO.**

June 16	Southern California	L	0-8
June 17	Colorado State	W	13-4
June 18	Oklahoma State	W	9-8
June 19	Southern California	L	3-16

1977**SOUTH CENTRAL REGIONAL****ARLINGTON STADIUM • ARLINGTON, TEXAS**

May 26	New Orleans	W	10-1
May 27	Miami [Ohio]	L	3-7
May 28	New Orleans	W	7-1
May 28	Miami [Ohio]	W	12-7
May 29	Miami [Ohio]	W	2-0

COLLEGE WORLD SERIES**ROSENBLATT STADIUM • OMAHA, NEB.**

June 11	South Carolina [10]	L	2-3
June 12	Minnesota [11]	L	3-4

1978**SOUTH CENTRAL REGIONAL****ARLINGTON STADIUM • ARLINGTON, TEXAS**

May 19	Mississippi State	W	3-0
May 21	UT-Pan American [10]	W	3-2
May 22	Mississippi State	W	6-3

COLLEGE WORLD SERIES**ROSENBLATT STADIUM • OMAHA, NEB.**

June 2	Michigan	L	0-4
June 3	Miami, Fla.	L	1-12

1991**MIDWEST REGIONAL****ECK STADIUM-TYLER FIELD • WICHITA, KAN.**

May 24	California	L	3-8
May 25	Wichita State	L	7-13

1993**SOUTH REGIONAL****ALEX BOX STADIUM • BATON ROUGE, LA.**

May 27	Kent	W	4-1
May 28	South Alabama	L	3-9
May 29	LSU	L	6-13

1998**SOUTH I REGIONAL****MCKETHAN FIELD • GAINESVILLE, FLA.**

May 21	Richmond	L	10-12
May 22	Florida	W	10-5
May 23	Illinois [13]	L	7-8

1999**WACO REGIONAL****BAYLOR BALLPARK • WACO, TEXAS**

May 28	Eastern Illinois	W	7-3
May 29	Minnesota	W	6-4
May 30	Minnesota	W	22-6

WACO SUPER REGIONAL**BAYLOR BALLPARK • WACO, TEXAS**

June 4	Oklahoma State	L	11-18
June 5	Oklahoma State	W	17-7
June 6	Oklahoma State	L	2-6

2000**WACO REGIONAL****BAYLOR BALLPARK • WACO, TEXAS**

May 26	Texas State	L	0-6
May 27	Florida	L	1-10

2001**HOUSTON REGIONAL****RECKLING PARK • HOUSTON, TEXAS**

May 25	Houston	W	7-1
May 26	Rice	W	11-10
May 27	Rice	L	4-7
May 28	Rice	L	4-5

2002**AUSTIN REGIONAL****DISCH-FALK FIELD • AUSTIN, TEXAS**

May 31	Lamar	W	4-2
June 1	Texas	L	8-10
June 1	Lamar	W	10-9
June 2	Texas	L	0-2

2003**HATTIESBURG REGIONAL****PETE TAYLOR PARK • HATTIESBURG, MISS.**

May 30	Murray State	W	7-6
May 31	Southern	W	10-3
June 1	Southern Mississippi	W	3-2

Baton Rouge super regional**Alex Box Stadium • Baton Rouge, La.**

June 6	LSU	W	4-1
June 7	LSU	L	5-6
June 8	LSU	L	5-20

2005**WACO REGIONAL****BAYLOR BALLPARK • WACO, TEXAS**

June 4	UTSA	W	8-3
June 5	TCU	W	8-3
June 6	Stanford [12]	W	4-3

WACO SUPER REGIONAL**BAYLOR BALLPARK • WACO, TEXAS**

June 11	Clemson	L	2-4
June 12	Clemson	W	7-1
June 13	Clemson	W	6-1

COLLEGE WORLD SERIES**ROSENBLATT STADIUM • OMAHA, NEB.**

June 18	Texas	L	1-5
June 20	Oregon State [10]	W	4-3
June 21	Tulane	W	8-7
June 22	Texas	L	3-4

2006**HOUSTON REGIONAL****RECKLING PARK • HOUSTON, TEXAS**

June 3	Arizona State	W	3-2
June 4	Rice	L	2-7
June 4	Arizona State	W	7-2
June 5	Rice	L	4-7

2007**HOUSTON REGIONAL****RECKLING PARK • HOUSTON, TEXAS**

June 1	TCU	L	2-3
June 2	Prairie View A&M	W	9-2
June 3	TCU	L	5-10

2009**BATON ROUGE REGIONAL****ALEX BOX STADIUM • BATON ROUGE, LA.**

May 29	Minnesota	W	5-0
May 30	LSU [10]	L	2-3
May 31	Minnesota	L	12-15

2010**FORT WORTH REGIONAL****LUPTON STADIUM • FORT WORTH, TEXAS**

June 4	Arizona	L	9-10
June 5	Lamar	W	6-4
June 6	Arizona	W	4-2
June 6	TCU	L	0-9

2011**HOUSTON REGIONAL****RECKLING PARK • HOUSTON, TEXAS**

June 3	California	W	6-4
June 4	Rice	W	3-2
June 5	California	L	0-8
June 6	California	L	8-9

2012**WACO REGIONAL****BAYLOR BALLPARK • WACO, TEXAS**

June 1	Oral Roberts	L	2-4
June 2	UT Arlington	W	11-6
June 3	Oral Roberts	W	5-2
June 3	Dallas Baptist	W	9-2
June 4	Dallas Baptist	W	8-2

WACO SUPER REGIONAL**BAYLOR BALLPARK • WACO, TEXAS**

June 9	Arkansas	W	8-1
June 10	Arkansas	L	4-5
June 11	Arkansas [10]	L	0-1

2017**HOUSTON REGIONAL****SCHROEDER PARK • HOUSTON, TEXAS**

June 2	Texas A&M	L	5-8
June 3	Houston	L	3-17

2018**STANFORD REGIONAL****SUNKEN DIAMOND • STANFORD, CALIF.**

June 1	Cal State Fullerton	L	2-6
June 2	Wright State	W	11-5
June 3	Stanford	L	2-4

ALL-TIME RECORD**44-43**

Regionals	37-30
Home	10-3
Away	4-12
Neutral	23-15
Super Regional	5-7
Home	4-5
Away	1-2
College World Series	2-6

**NCAA REGIONALS
BAYLOR NCAA POSTSEASON RECORDS**

BATTING

BATTING AVERAGE

Regional (min. 12 at bats):
 .583 [7-for-12], Luke Prestridge (1978)
 Super Regional (min. 12 at bats):
 .571 [8-for-14], Chris Durbin (2003)
 .538 [7-for-13], Josh Ford (2005)
 .500 [6-for-12], Max Muncy (2012)
 College World Series (min. 9 at bats):
 .333 [3-for-9], Ken Kolkhorst (1977)
 .333 [3-for-9], Steve Macko (1977)
 .333 [3-for-9], Seth Fortenberry (2005)
 .333 [5-for-15], Kevin Russo (2005)
 Season (min. 20 at bats):
 .455 [10-for-22], Preston Underdown (1999)
 Career (min. 25 at bats):
 .444 [20-for-45], Trey Webb (2001-03)
 Career (min. 50 at bats):
 .309 [21-for-68], Josh Ford (2002-05)
 .306 [19-for-62], Max Muncy (2010-012)

GAMES PLAYED

Season: 10, nine players (all in 2005)
 Career: 20, Michael Griffin (2002-05)

AT BATS

Regional: 22, Mike Czimskey (1977)
 22, Josh Ludy (2012)
 22, Max Muncy (2012)
 22, Logan Vick (2012)
 Super Reg: 14, Chris Durbin (2003)
 14, Michael Griffin (2005)
 CWS: 17, Reid Brees (2005)
 17, Michael Griffin (2005)
 Season: 45, Michael Griffin (2005)
 41, Kevin Russo (2005)
 40, Josh Ford (2005)
 40, Paul Witt (2005)
 Career: 79, Michael Griffin (2002-05)
 68, Josh Ford (2002-05)

HITS

Game: 5, Eric Nelson vs. Minnesota (5/30/1999)
 Regional: 10, Trevor Mote (2001)
 Super Reg: 8, Chris Durbin (2003)
 CWS: 5, Reid Brees (2005)
 5, Michael Griffin (2005)
 5, Kevin Russo (2005)
 Season: 15, Michael Griffin (2005)
 14, Josh Ford (2005)
 13, Paul Witt (2005)
 12, Max Muncy (2012)
 11, five times
 Career: 23, Michael Griffin (2002-05)
 21, Josh Ford (2002-05)
 20, Matt Williams (1998-01)

RUNS

Game: 4, Jaime Bubela vs. Minnesota (5/30/1999)
 4, Mark Cogdill vs. Oklahoma State (6/5/1999)
 Regional: 9, Steve Macko (1977)
 Super Reg: 6, Mark Cogdill (1999)
 CWS: 3, Seth Fortenberry (2005)
 3, Kevin Russo (2005)
 Season: 10, Steve Macko (1977)
 Career: 17, Matt Williams (1998-01)

STOLEN BASES

Game: 2, 10 times
 Regional: 4, Brooks Pinckard (2011)
 Super Reg: 4, Jon Topolski (1999)
 CWS: 1, Mike Wells (1977)
 1, Seth Fortenberry (2005)
 1, Paul Witt (2005)
 Season: 5, Jon Topolski (1999)
 Career: 6, Anthony Hensley (1999-00)

DOUBLES

Game: 3, Chris Durbin at Rice (5/26/2001)
 Regional: 4, Chris Durbin (2001)
 Super Reg: 2, Preston Underdown (1999)
 2, Chris Durbin (2003)
 2, Mark Saccomanno (2003)
 2, Max Muncy (2012)
 2, Cal Towey (2012)
 CWS: 2, Zach Dillon (2005)
 Season: 4, Chris Durbin (2001)
 4, Michael Griffin, (2005)
 4, Max Muncy (2012)
 Career: 9, Chris Durbin (2000-03)

TRIPLES

Game: 1, 13 times
 Regional: 2, Dan Evatt (2012)
 Super Reg: 1, Mark Saccomanno (2003)
 CWS: 1, Mike Czimskey (1977)
 Season: 2, Mark Saccomanno (2003)
 2, Dan Evatt (2012)
 Career: 2, Mark Saccomanno (1999-03)
 2, Dan Evatt (2012)

HOME RUNS

Game: 2, Steve Macko vs. New Orleans (5/28/77)
 2, Logan Vick vs. Arkansas (6/9/12)
 Regional: 2, Steve Macko (1977)
 2, Matt Williams (1998)
 2, Josh Ludy (2012)
 Super Reg: 2, Logan Vick (2012)
 CWS: 1, Josh Ford (2005)
 Season: 3, Josh Ford (2005)
 3, Josh Ludy (2012)
 2, seven times
 Career: 5, Matt Williams (1998-01)

RUNS BATTED IN

Game: 5, Steve Macko vs. New Orleans (5/28/1977)
 Regional: 7, Fritz Connally (1977)
 Super Reg: 6, Eric Nelson (1999)
 CWS: 4, Michael Griffin (2005)
 Season: 10, Eric Nelson (1999)
 10, Logan Vick (2012)
 Career: 15, Logan Vick (2010-12)
 13, Jason Jennings (1998-99)
 12, Josh Ford (2002-05)

WALKS

Regional: 9, Steve Macko (1977)
 Super Reg: 4, Jon Topolski (1999)
 4, Josh Ludy (2012)
 4, Logan Vick (2012)
 CWS: 3, Leonard Woods (1977)
 3, Seth Fortenberry (2005)
 3, Mike Pankratz (2005)
 Season: 11, Steve Macko (1977)
 Career: 13, Logan Vick (2010-12)
 11, Steve Macko (1977)

STRIKEOUTS

Game: 4, Mike Czimskey vs. Miami, Fla (5/29/1977)
 Regional: 8, Beamer Weems (2006)
 8, Brooks Pinckard (2010)
 Super Reg: 5, Jeff Mandel (2005)
 5, Jake Miller (2012)
 CWS: 6, Kyle Reynolds (2005)
 Season: 12, Jeff Mandel (2005)
 Career: 15, Brooks Pinckard (2009-11)
 15, Max Muncy (2010-12)

PITCHING

EARNED RUN AVERAGE

Season (min. 7.0 innings):
 0.00 [0 ER, 7.2 IP], Jeff Mandel (2005)
 Season (min. 10.0 innings):
 1.20 [2 ER, 15.0 IP], Tyler Bremer (2012)
 1.42 [2 ER, 12.2 IP], Abe Woody (2005)
 1.54 [2 ER, 11.2 IP], Ryan LaMotta (2005)
 Career (min. 14.0 innings):
 1.17 [2 ER, 15.1 IP], Tyler Bremer (2011-12)
 1.29 [2 ER, 14.0 IP], Willie Kempf (2009-10)
 Career (min. 20.0 innings):
 1.74 [6 ER, 31.0 IP], Ryan LaMotta (2003-06)

APPEARANCES

Regional: 3, Kyle Edens (2002)
 3, Zane Carlson (2003)
 3, Brooks Pinckard (2010)
 3, Crayton Bare (2012)
 Super Reg: 3, Mark Outlaw (1999)
 CWS: 3, Ryan LaMotta (2005)
 Season: 6, Ryan LaMotta (2005)
 Career: 10, Ryan LaMotta (2003-06)
 6, Justin Taylor (1999-02)
 6, Abe Woody (2003-05)
 6, Trent Blank (2009-12)

GAMES STARTED

Regional: 2, Sammy Bickham (1977)
 2, Cory VanAllen (2006)
 2, Josh Turley (2012)
 Super Reg: 1, 12 times
 CWS: 2, Mark McCormick (2005)
 Season: 4, Mark McCormick (2005)
 3, Trey Taylor (2005)
 3, Cory VanAllen (2005)
 3, Josh Turley (2012)
 Career: 5, Mark McCormick (2003-05)
 5, Cory VanAllen (2005-06)
 4, Steven White (2000-03)
 4, Josh Turley (2010-12)

WINS

Regional: 2, John Schott (1977)
 Super Reg: 1, Chad Hawkins (1999)
 1, Steven White (2003)
 1, Mark McCormick (2005)
 1, Cory VanAllen (2005)
 1, Trent Blank (2012)
 CWS: 1, Jeff Mandel (2005)
 1, Abe Woody (2005)
 Season: 2, John Schott (1977)
 2, Steven White (2003)
 2, Jeff Mandel (2005)
 2, Abe Woody (2005)
 Career: 3, Justin Taylor (1999-02)

SAVES

Regional: 2, Kyle Edens (2002)
 2, Zane Carlson (2003)
 2, Brooks Pinckard (2010)
 Super Reg: 1, Mark Outlaw (1999)
 1, Ryan LaMotta (2003)
 CWS: None
 Season: 2, Kyle Edens (2002)
 2, Zane Carlson (2003)
 2, Ryan LaMotta (2005)
 2, Brooks Pinckard (2010)
 Career: 3, Zane Carlson (2000-03)
 3, Ryan LaMotta (2003-06)

COMPLETE GAMES

Season: 2, Jaime Cocanower (1977)
 Career: 2, Jaime Cocanower (1977-78)
 2, Jason Jennings (1998-99)

SHUTOUTS

None in NCAA postseason play

INNINGS

Game: 10.0, Burl Coker vs. Minnesota (6/13/1977)
 Regional: 10.2, John Schott (1977)
 Super Reg: 9.0, Tyler Bremer (2012)
 CWS: 12.0, Mark McCormick (2005)
 10.0, Burl Coker (1977)
 Season: 25.0 Mark McCormick (2005)
 19.0, twice
 Career: 31.0, Ryan LaMotta (2003-06)
 30.1, Mark McCormick (2003-05)
 28.1, Josh Turley (2010-12)

STRIKEOUTS

Game: 11, Jason Jennings vs. Minnesota (5/29/1999)
 10, Trey Taylor vs. UTSA (6/4/2005)
 10, Mark McCormick vs. Clemson (6/12/2005)
 Regional: 11, Jason Jennings (1999)
 10, Trey Taylor (2005)
 Super Reg: 10, Mark McCormick (2005)
 9, Steven White (2003)
 CWS: 8, Jaime Cocanower (1977)
 8, Jon Perlman (1978)
 8, Mark McCormick (2005)
 8, Cory VanAllen (2005)
 Season: 24, Mark McCormick (2005)
 18, Steven White (2003)
 17, Trey Taylor (2005)
 Career: 31, Mark McCormick (2003-05)
 24, Steven White (2000-03)
 24, Ryan LaMotta (2003-06)
 23, Trey Taylor (2002-05)

WALKS

Game: 7, Jason Jennings at Florida (5/22/1998)
 Regional: 8, Sammy Bickham (1977)
 Super Reg: 6, Mark McCormick (2005)
 CWS: 5, Mark McCormick (2005)
 5, Trey Taylor (2005)
 Season: 15, Mark McCormick (2005)
 Career: 20, Mark McCormick (2003-05)
 19, Jaime Cocanower (1977-78)

FIELDING

ERRORS

Game: 3, Brent Shepherd vs. South Alabama (5/28/1993)
 Regional: 4, Steve Macko (1977)
 4, Brent Shepherd (1993)
 4, Landis Ware (2010)
 Super Reg: 2, Michael Griffin (2003)
 2, Kyle Reynolds (2003)
 CWS: 2, Ken Kolkhorst (1978)
 2, Paul Witt (2005)
 Season: 4, Steve Macko (1977)
 4, Brent Shepherd (1993)
 4, Landis Ware (2010)
 Career: 7, Michael Griffin (2002-05)

Note: Records do not include 1948 Regional (box scores not available).



2019 NCAA DIVISION I BASEBALL CHAMPIONSHIP

Los Angeles Regional - UCLA Host
May 31 - June 3
All times are local

#1 *UCLA (47-8)

Game 2
Friday
May 31
7 p.m.
ESPN3

#4 Omaha (31-22-1)

Game 4
Saturday
June 1
7 p.m.
TBA

#3 LMU [CA] (32-23)

Game 1
Friday
May 31
1 p.m.
ESPN3

#2 *Baylor (34-17)

Game 6
Sunday
June 2
6 p.m.
TBA

Game 5
Sunday
June 2
Noon
TBA

Loser Game 1

Game 7
Monday
June 3
(if necessary)
7 p.m.
TBA

Regional Champion

Game 3
Saturday
June 1
2 p.m.
TBA

Loser Game 2

© 2019 National Collegiate Athletic Association. No commercial use without the NCAA's written permission.
The NCAA opposes all forms of sports wagering.

* Home Team

NCAA REGIONALS LAST TIME A BAYLOR PLAYER...

Led off a game with a home run:	Richard Cunningham (vs. Texas State, March 3, 2019)
Hit an inside-the-park home run:	Chris Slater (vs. Texas Tech, March 19, 2011)
Hit a pinch-hit home run:	Mitch Price (at TCU, April 19, 2013)
Hit a grand slam:	Cole Haring (vs. Kansas, March 30, 2019)
Hit a game-winning home run:	Ryan Bertelsman (vs. Holy Cross, Feb. 16, 2019)
Hit two home runs:	Nick Loftin (vs. ACU, March 13, 2019)
Hit three home runs:	Aaron Dodson (at Texas Tech, April 9, 2017)
Homered from both sides of the plate:	Beamer Weems (at Kansas, April 15, 2007)
Homered in consecutive innings:	Chris Slater (vs. Oral Roberts; March 6, 2010) (5th-6th)
Homered in consecutive games:	Richard Cunningham (vs. Kansas, March 30 (DH), 2019)
Homered in three straight games:	Josh Ludy (vs. KSU, vs. Oklahoma, vs. Oral Roberts, vs. UT Arlington; May 25 - June 2, 2012) (4)
Homered in both games of a doubleheader:	Aaron Miller (at Kansas, April 15, 2007)
Hit for the cycle:	Josh Ford (at Texas Tech, May 23, 2004)
Had a walk-off hit:	Ryan Bertelsman (RBI single in 11th vs. Texas Southern, March 27, 2019)
Had a walk-off home run:	Ryan Bertelsman (vs. Holy Cross, Feb. 16, 2019)
Reached in six straight plate appearances (one game):	Davis Wendzel (vs. Cornell, Feb. 22, 2019) (6)
Reached in six or more straight plate appearances:	Davis Wendzel (vs. Cornell, Feb. 22, 2019) (6)
Reached safely in 30 or more consecutive games:	Davis Wendzel (March 10-May 13, 2018) (37)
Scored five or more runs in a game:	Darryn Sheppard (vs. Stony Brook, Feb. 27, 2016) (5)
Had eight or more consecutive hits:	Darryn Sheppard (Feb. 26-27, 2016) (8)
Had six or more hits in a game:	*Michael Griffin (at Arizona, Feb. 9, 2003) (6)
Had four or more RBI in a game:	Shea Langeliers (vs UT Arlington, May 14, 2019) (4)
Had five or more RBI in a game:	Cole Haring (vs. West Virginia, March 23, 2019) (5)
Had six or more RBI in a game:	Aaron Dodson (at Texas Tech, April 9, 2017) (6)
Had seven or more RBI in a game:	Josh Ludy (at Kansas State, April 15, 2012) (7)
Had eight or more RBI in a game:	Richard Cunningham (vs. Stony Brook, Feb. 27, 2016) (8)
Hit three or more doubles in a game:	Andy Thomas (March 17, 2019 vs. Cal Poly) (4)
Hit two or more triples in a game:	** Beamer Weems (vs. Texas Southern, March 20, 2007) (2)
Hit two extra-base hits in an inning:	Logan Vick (at UCLA, Feb. 24, 2012; 7th inn.) (2B, 2B)
Stole three bases in a game:	Logan Brown (vs. Texas, May 17, 2015, 61) (3)
Stole four bases in a game:	** Anthony Hensley (vs. Texas, April 21, 2000) (4)
Stole home:	Hayden Ross (vs. Texas A&M, March 8, 2015)
Walked three or more times in a game:	Davion Downey (vs. Kansas, March 30, 2019) (3)
Walked four or more times in a game:	Andy Thomas (vs. PVAMU, March 26, 2018) (4)
Had 10 or more consecutive scoreless outings:	Kyle Hill (Feb. 16, 2019 - pres.) (18)
Had a scoreless streak of at least 20 innings:	Kyle Hill (Feb. 16, 2019 - pres.) (25.2)
Had a scoreless streak of at least 25 innings:	Kyle Hill (Feb. 16, 2019 - pres.) (25.2)
Had a streak of at least 20 innings without an earned run:	Kyle Hill (Feb. 16, 2019 - pres.) (25.2)
Threw a nine-inning no-hitter:	Kyle Evans (vs. Iowa State, April 15, 2000)
Threw a nine-inning one-hitter:	Cody Bradford (vs. TCU, April 20, 2018)
Struck out four batters in an inning:	Brooks Pinckard (vs. Texas Tech, March 19, 2011)
Struck out 10 or more batters in a game:	Paul Dickens (vs. Kansas, March 30, 2019) (12)
Struck out 11 or more batters in a game:	Paul Dickens (vs. Kansas, March 30, 2019) (12)
Struck out 12 or more batters in a game:	Logan Verrett (vs. Louisiana Tech, March 11, 2011) (14)
Struck out 13 or more batters in a game:	Logan Verrett (vs. Louisiana Tech, March 11, 2011) (14)
Struck out 14 or more batters in a game:	Logan Verrett (vs. Louisiana Tech, March 11, 2011) (14)
Struck out eight or more batters in a game in relief:	Jacob Ashkinos (at DBU, March 20, 2018) (9)
Struck out 10 or more batters in a game in relief:	** Aaron Miller (vs. Missouri, April 11, 2009) (10)
Pitched a 9-inning complete game shutout:	Cody Bradford (vs. TCU, April 20, 2018)
Pitched back-to-back complete games:	Cody Bradford (vs. TCU, April 20, 2018) (at Kansas State, April 27, 2018) Jason Jennings (at Iowa State, May 14, 1999; vs. Missouri, May 19, 1999)
Pitched back-to-back complete game shutouts:	*Cody Bradford (vs. TCU, April 20, 2018) (at Kansas State, April 27, 2018)
Had an unassisted triple play:	Scott Morrison (at Rice, April 27, 1996)

* - school record
** - ties school record

2019 BAYLOR BASEBALL GAME NOTES

LAST TIME A BAYLOR TEAM...

Had five or more doubles in an inning:	Feb. 24, 2012 (at UCLA, 7th inn.) (5)
Had seven or more doubles in a game:	April 16, 2019 (vs. Sam Houston State) (7)
Had 10 or more doubles in a game:	Feb. 24, 2012 (at UCLA) (10)
Had two or more triples in an inning:	April 14, 2012 (at UT Arlington, 10th inn.) (2)
Had three or more triples in a game:	March 24, 2018 (vs. Kansas) (3)
Had back-to-back home runs:	Feb. 26, 2019 (vs. DBU, 8th inn.) (Wendzel, Downey)
Hit two or more home runs in an inning:	Feb. 26, 2019 (vs. DBU) (2)
Hit three or more home runs in an inning:	April 5, 2009 (at Kansas, 7th inn.) (3)
Hit four or more home runs in an inning:	May 6, 2003 (vs. Centenary, 7th inn.) (4)
Hit three or more home runs in a game:	April 13, 2019 (vs. Oklahoma) (3)
Hit four or more home runs in a game:	Feb. 26, 2019 (vs. DBU) (4)
Hit five or more home runs in a game:	April 27, 2018 (at KSU) (5)
Hit eight or more home runs in a game:	** April 5, 2009 (at Kansas) (8)
Homered in 10 consecutive games:	*April 5, 2009 - May 2, 2009 (18)
Scored 15 or more runs in a game:	April 27, 2019 (at TCU) (15)
Scored 20 or more runs in a game:	May 19, 2017 (vs. KSU) (21)
Scored 25 or more runs in a game:	April 23, 2008 (at Texas State) (25)
Scored 7 or more runs in an inning:	May 19, 2017 (vs. KSU, 5th inn.) (7)
Scored 8 or more runs in an inning:	April 27, 2018 (at TCU, 3rd inn.) (8)
Scored 9 or more runs in an inning:	May 9, 2018 (vs. PVAMU, 2nd inn.) (9)
Scored 10 or more runs in an inning:	April 24, 2018 (at TXST, 7th inn.) (10)
Scored 12 or more runs in an inning:	March 25, 2007 (vs. Texas Tech, 4th inn.) (12)
Scored 13 or more runs in an inning:	* April 19, 1985 (vs. Houston, 2nd inn.) (14)
Overcame a deficit of four or more runs in a win:	April 5, 2019 (vs. Texas) (4) (4-0, 6-5)
Overcame a deficit of five or more runs in a win:	Feb. 14, 2014 (at Arizona State) (5) (7-2, 9-7)
Overcame a deficit of six or more runs in a win:	April 9, 2017 (at Texas Tech) (6) (7-1, 10-9)
Overcame a deficit of seven or more runs in a win:	March 8, 2009 (vs. UAB) (7) (7-0, 11-8)
Overcame a deficit of eight or more runs in a win:	May 13, 2005 (vs. Texas A&M) (8) (8-0)
Overcame a deficit of nine or more runs in a win:	May 19, 2017 (vs. KSU) (9) (12-3, 21-13)
Overcame a deficit of three or more runs in the 9th to win at home:	May 21, 2010 (vs. Oklahoma State) (3) (5-2, 6-5)
Overcame a deficit of three or more runs in the 9th to win on the road:	April 9, 2017 (at Texas Tech) (5) (9-4, 10-9)
Walked 10 or more times in a game:	March 30, 2019 (Game 1 DH) (vs. Kansas) (10)
Walked 15 or more times in a game:	March 23, 1996 (vs. Texas Tech) (17)
Batted around in back-to-back innings:	April 9, 2013 (vs. UT Arlington, 6th-7th innings)
Batted around in three consecutive innings:	April 23, 2008 (at Texas State, 3rd-5th innings)
Had five or more consecutive hits:	March 26, 2016 (at Dallas Baptist, 3rd inning) (5)
Had six or more consecutive hits:	April 24, 2018 (at TXST, 7th inning) (6)
Had seven or more consecutive hits:	April 3, 2010 (at Missouri, 8th inning) (7)
Had seven or more consecutive batters reach base safely:	Feb. 20, 2016 (vs. Washington, 7th inning) (7)
Had eight or more consecutive batters reach base safely:	April 7, 2013 (vs. West Virginia, 2nd inning) (8)
Had nine or more consecutive batters reach base safely:	April 24, 2018 (at TXST, 7th inning) (10)
Had four or more consecutive extra-base hits:	March 12, 2005 (at Vanderbilt, 4th inn.) (4)
Had six or more extra-base hits in an inning:	Feb. 29, 2008 (vs. Illinois, 2nd inn.) (6)
Had 10 or more extra-base hits in a game:	March 17, 2019 (vs. Cal Poly) (10)
Had all nine starters record multiple-hit games:	April 23, 2008 (at Texas State)
Had all nine starters hit safely in a game:	March 17, 2019 (vs. Cal Poly)
Had all nine starters score a run in a game:	April 27, 2018 (at KSU)
Had all nine starters hit safely and score a run in a game:	April 27, 2018 (at KSU)
Had 10 or more batters hit safely in a game:	March 17, 2019 (vs. Cal Poly) (10)
Had two players score five runs each in a game:	April 23, 2008 (at Texas State) (Brooks Kimmey & Jon Ringenber)
Had four consecutive pinch hits:	April 7, 2010 (vs. Northwestern State, 8th inn.) (Andrew Cooley, Jake Miller, Wes Mercurio, Cal Towey)
Stole seven or more bases in a game without being caught:	Feb. 25, 2011 (at Georgia) (7)
Stole eight or more bases in a game:	May 16, 2006 (vs. Dallas Baptist) (8)
Stole nine or more bases in a game:	* Feb. 11, 1992 (vs. St. Mary's) (9)
Stole 15 or more consecutive bases without being caught:	Feb. 19 - Feb. 27, 2011 (17)
Was shut out:	March 9, 2019 (2-0 vs. Nebraska)
Was shut out in consecutive games:	April 23-25, 2014 (2-0 at Texas State; 1-0 vs. Kansas)
Was shut out in three consecutive games:	March 13, 16, 17, 1990 (4-0 vs. Dallas Baptist; 14-0, 2-0 vs. Rice)
No-hit the opposition:	Feb. 15, 2004 (VanAllen/Carlson vs. Loyola Marymount) (7 inn., 1-0)
No-hit the opposition, nine innings:	April 15, 2000 (Kyle Evans vs. Iowa State) (4-0)
Was no-hit:	April 23, 1971 (by Texas Tech's Ruben Garcia) (8 inn.)
One-hit the opposition, nine innings:	April 20, 2018 (6-0 vs. TCU)
Shut out an opponent (7-inning game):	April 23, 2019 (10-0 vs. SFA)
Shut out an opponent (9-inning game):	March 30, 2019 (8-0 at Kansas)
Shut out a top-10 opponent (9-inning game):	March 16, 2018 (2-0 vs. No. 8 Texas Tech)
Shut out a ranked opponent (9-inning game):	March 16, 2018 (2-0 vs. No. 8 Texas Tech)
Shut out two consecutive opponents:	Feb. 20 & 22, 2017 (vs. Nevada, at Texas State)
Turned a triple play:	May 1, 2015 (at Kansas, 4th inn.)
Hit into a triple play:	May 12, 2004 (vs. Texas State, 1st inn.)
Walked 15 or more batters:	* March 23, 1996 (vs. Texas Tech) (17)
Struck out 5 or more consecutive batters:	March 16, 2009 (vs. Texas A&M) (5)
Struck out 6 or more consecutive batters:	March 24, 2007 (vs. Texas Tech) (6)
Struck out 12 or more batters (9-inn):	April 13, 2019 (vs. Oklahoma) (12)
Struck out 13 or more batters (9-inn):	April 26, 2019 (at TCU) (13)
Struck out 14 or more batters (9-inn):	Feb. 16, 2019 (vs. Holy Cross) (14)
Struck out 15 or more batters (9-inn):	May 23, 2019 (vs. OSU) (15)
Struck out 16 or more batters (9-inn):	March 30, 2019 (at Kansas, DH) (16)
Had consecutive starters with 10 or more strikeouts:	March 5-6, 2010 (vs. Oral Roberts) (Shawn Tollason & Logan Verrett)
Swept a three-game series:	March 22-24, 2019 (vs. West Virginia)
Swept a four-game series:	March 10-13, 2011 (vs. Louisiana Tech)
Swept back-to-back three-game series:	2018 (vs. TCU, at KSU)
Swept three straight three-game series:	2012 (at Missouri, at Kansas State, Texas A&M)
Swept four or more three-game series:	2012 (vs. Texas Tech, vs. Kansas, vs. Oklahoma State, at Missouri, at Kansas State, Texas A&M)
Swept a three-game home series:	March 22-24, 2019 (vs. West Virginia)
Swept a three-game home Big 12 series:	March 22-24, 2019 (vs. West Virginia)
Swept a three-game road series:	April 26-28, 2019 (at TCU)
Swept a three-game road Big 12 series:	April 26-28, 2019 (at TCU)
Was swept in a three-game series:	April 6-8, 2018 (at UT)
Was swept in a three-game home series (non-split series):	April 15-16, 2016 (vs. Oklahoma State)
Was swept in a three-game home Big 12 series (non-split series):	April 15-16, 2016 (vs. OK State)
Was swept in a three-game road Big 12 series (non-split series):	April 6-8, 2018 (at UT)
Swept a conference home doubleheader:	April 11, 2009 (vs. Missouri)
Swept a conference road doubleheader:	March 30, 2019 (at Kansas)
Swept a non-conference home doubleheader:	Feb. 16, 2019 (vs. Holy Cross)
Swept a non-conference road doubleheader:	March 9, 2008 (at Mississippi State)

* - school record
** - ties school record

2019 SEASON STATISTICS

Record: 34-17 Home: 25-6 Away: 7-7 Neutral: 2-4 Big 12: 14-8

Player	avg	gp-gs	ab	r	h	2b	3b	hr	rbi	tb	slg%	bb	hp	so	gdp	ob%	sf	sh	sb-att	po	a	e	fld%	
33 Wendzel, Davis	.377	43-43	167	36	63	17	0	8	39	104	.623	27	12	35	4	.488	3	0	11-14	27	73	2	.980	
1 Haring, Cole	.333	45-44	180	40	60	4	1	10	41	96	.533	15	3	35	3	.392	1	1	6-9	88	2	0	1.000	
25 Thomas, Andy	.331	44-44	172	28	57	19	0	3	28	85	.494	24	1	30	3	.412	2	1	1-1	45	1	1	.979	
2 Loftin, Nick	.326	50-50	221	51	72	16	3	6	39	112	.507	15	7	16	4	.381	4	2	6-8	71	120	12	.941	
21 Cunningham, Richard	.324	51-51	219	50	71	11	4	5	29	105	.479	13	11	34	3	.386	3	6	6-6	119	3	4	.968	
23 Langeliers, Shea	.304	41-41	171	30	52	8	1	7	31	83	.485	17	2	27	4	.372	1	1	4-6	335	43	0	1.000	
37 Wehsener, Chase	.286	50-48	175	29	50	7	1	0	20	59	.337	18	2	34	2	.355	2	5	2-3	360	26	0	1.000	
50 Mueller, Mack	.286	23-17	56	12	16	6	0	2	13	28	.500	6	3	22	0	.379	1	0	0-0	38	1	2	.951	
14 Bissonette, Josh	.265	51-51	185	32	49	7	3	3	27	71	.384	23	4	25	8	.353	3	4	0-1	95	127	8	.965	
9 Downey, Davion	.248	48-39	137	29	34	8	1	4	27	56	.409	26	14	42	2	.411	3	2	2-2	74	3	2	.975	

45 Weaver, Cole	.346	15-9	26	7	9	1	1	0	5	12	.462	6	3	4	1	.514	0	2	1-1	11	11	1	.957	
3 Bertelsman, Ryan	.345	15-5	29	4	10	1	1	1	10	16	.552	1	0	7	0	.355	1	1	2-3	1	0	0	1.000	
8 Harper, Kyle	.333	13-10	36	4	12	2	0	1	7	17	.472	1	2	4	2	.375	1	0	0-0	81	12	0	1.000	
11 Martinez, Ricky	.200	11-4	20	1	4	1	0	0	2	5	.250	1	1	6	1	.273	0	0	0-0	2	3	1	.833	
20 Raguse, T.J.	.167	6-2	6	0	1	0	0	0	1	1	.167	0	1	3	0	.286	0	0	0-1	0	0	0	.000	
13 Seay, Hunter	.125	6-1	8	1	1	0	0	0	0	1	.125	0	0	2	0	.125	0	0	0-0	2	0	0	1.000	
29 Walsh, Jake	.000	1-0	1	0	0	0	0	0	0	0	.000	0	0	0	0	.000	0	0	0-0	1	0	0	1.000	
35 Helmer, Brooks	.000	1-0	1	0	0	0	0	0	0	0	.000	0	0	1	0	.000	0	0	0-0	0	1	0	1.000	
Totals	.310	51	1810	354	561	108	16	50	319	851	.470	193	66	327	37	.392	25	25	41-55	1365	469	42	.978	
Opponents	.233	51	1690	219	394	75	12	42	202	619	.366	231	34	453	25	.335	10	20	15-33	1322	463	62	.966	

LOB - Team (443), Opp (401). DPs turned - Team (38), Opp (39). IBB - Team (10), Wendzel 4, Thomas, A. 2, Downey 2, Haring 1, Cunningham, R 1, Opp (3). Picked off - Haring 1.

(All games Sorted by Earned run avg)

Player	era	w-l	app	gs	cg	sho	sv	ip	h	r	er	bb	so	2b	3b	hr	b/avg	wp	hp	bk	sfa	sha		
15 Hill, Kyle	0.00	6-0	22	0	0	0/1	7	28.1	10	0	0	9	35	3	0	0	.111	1	1	0	1	2		
10 Leckich, Ryan	1.74	4-1	28	1	0	0/1	0	41.1	38	11	8	15	41	9	1	1	.248	1	2	0	1	3		
31 Caruso, Daniel	1.77	2-1	24	0	0	0/2	0	35.2	22	7	7	15	35	5	1	1	.175	2	2	0	0	1		
41 Boyd, Luke	2.27	3-0	23	2	0	0/1	0	31.2	19	9	8	17	41	6	0	0	.179	2	0	0	0	1		
40 Dickens, Paul	4.07	5-2	15	12	0	0/1	0	73.0	63	37	33	30	91	16	4	9	.228	2	3	0	3	1		
24 Winston, Jimmy	4.28	5-2	18	10	0	0/3	0	67.1	61	35	32	30	43	11	0	8	.245	4	7	1	2	1		
28 Kettler, Hayden	4.50	2-2	10	5	0	0/2	0	34.0	33	18	17	12	30	6	0	7	.250	2	5	0	0	1		
22 Helton, Blake	4.75	2-2	13	3	0	0/2	0	30.1	34	22	16	10	13	4	1	3	.291	2	2	0	1	4		
30 Ashkinos, Jacob	4.95	2-4	19	6	0	0/1	0	40.0	40	23	22	21	34	3	2	4	.252	6	7	0	1	1		
16 Thomas, Tyler	5.46	1-1	13	6	0	0/1	0	28.0	28	20	17	25	42	6	0	3	.262	2	4	0	0	3		
34 Needham, Anderson	7.07	1-0	6	3	0	0/0	0	14.0	11	11	11	20	18	2	0	0	.234	6	0	0	0	1		
44 Freeman, Logan	7.15	0-1	8	0	0	0/0	0	11.1	17	9	9	14	10	2	1	3	.333	4	0	0	0	0		

35 Helmer, Brooks	3.18	1-1	6	0	0	0/1	0	5.2	4	2	2	4	3	1	0	1	.190	0	0	0	0	0		
18 Bradford, Cody	4.91	0-0	3	3	0	0/0	0	7.1	6	6	4	4	9	0	1	1	.214	0	0	0	0	1		
2 Loftin, Nick	9.00	0-0	2	0	0	0/0	0	2.0	3	2	2	0	2	1	0	0	.375	1	0	0	1	0		
55 Gilbert, William	11.57	0-0	3	0	0	0/1	0	2.1	2	3	3	5	4	0	0	1	.222	2	0	0	0	0		
36 Segner, Ryan	13.50	0-0	3	0	0	0/1	0	2.2	3	4	4	0	2	0	1	0	.273	0	1	0	0	0		
Totals	3.86	34-17	51	51	0	6/6	7	455.0	394	219	195	231	453	75	12	42	.233	37	34	1	10	20		
Opponents	6.52	17-34	51	51	1	2/2	10	440.2	561	354	319	193	327	108	16	50	.310	71	66	11	25	25		

PB - Team (5), Harper 3, Langeliers 2, Opp (15). Pickoffs - Team (4), Langeliers 2, Needham 1, Helton 1, Opp (1). SBA/ATT - Langeliers (10-23), Leckich (6-7), Winston (3-7), Harper (5-6), Dickens (2-4), Boyd (0-3), Kettler (1-3), Needham (0-2), Caruso (1-2), Hill, K. (1-2), Segner (1-1), Ashkinos (0-1), Thomas, A. (0-1), Helton (0-1).

2019 BIG 12 SEASON STATISTICS

Record: 14-8 Home: 0-0 Away: 0-0 Big 12: 14-8

Player	avg	gp-gs	ab	r	h	2b	3b	hr	rbi	tb	slg%	bb	hp	so	gdp	ob%	sf	sh	sb-att	po	a	e	fld%	
33 Wendzel, Davis	.377	43-43	167	36	63	17	0	8	39	104	.623	27	12	35	4	.488	3	0	11-14	27	73	2	.980	
1 Haring, Cole	.333	45-44	180	40	60	4	1	10	41	96	.533	15	3	35	3	.392	1	1	6-9	88	2	0	1.000	
25 Thomas, Andy	.331	44-44	172	28	57	19	0	3	28	85	.494	24	1	30	3	.412	2	1	1-1	45	1	1	.979	
2 Loftin, Nick	.326	50-50	221	51	72	16	3	6	39	112	.507	15	7	16	4	.381	4	2	6-8	71	120	12	.941	
21 Cunningham, Richard	.324	51-51	219	50	71	11	4	5	29	105	.479	13	11	34	3	.386	3	6	6-6	119	3	4	.968	
23 Langeliers, Shea	.304	41-41	171	30	52	8	1	7	31	83	.485	17	2	27	4	.372	1	1	4-6	335	43	0	1.000	
37 Wehsener, Chase	.286	50-48	175	29	50	7	1	0	20	59	.337	18	2	34	2	.355	2	5	2-3	360	26	0	1.000	
50 Mueller, Mack	.286	23-17	56	12	16	6	0	2	13	28	.500	6	3	22	0	.379	1	0	0-0	38	1	2	.951	
14 Bissonette, Josh	.265	51-51	185	32	49	7	3	3	27	71	.384	23	4	25	8	.353	3	4	0-1	95	127	8	.965	
9 Downey, Davion	.248	48-39	137	29	34	8	1	4	27	56	.409	26	14	42	2	.411	3	2	2-2	74	3	2	.975	

45 Weaver, Cole	.346	15-9	26	7	9	1	1	0	5	12	.462	6	3	4	1	.514	0	2	1-1	11	11	1	.957	
3 Bertelsman, Ryan	.345	15-5	29	4	10	1	1	1	10	16	.552	1	0	7	0	.355	1	1	2-3	1	0	0	1.000	
8 Harper, Kyle	.333	13-10	36	4	12	2	0	1	7	17	.472	1	2	4	2	.375	1	0	0-0	81	12	0	1.000	
11 Martinez, Ricky	.200	11-4	20	1	4	1	0	0	2	5	.250	1	1	6	1	.273	0	0	0-0	2	3	1	.833	
20 Raguse, T.J.	.167	6-2	6	0	1	0	0	0	1	1	.167	0	1	3	0	.286	0	0	0-1	0	0	0	.000	
13 Seay, Hunter	.125	6-1	8	1	1	0	0	0	0	1	.125	0	0	2	0	.125	0	0	0-0	2	0	0	1.000	
29 Walsh, Jake	.000	1-0	1	0	0	0	0	0	0	0	.000	0	0	0	0	.000	0	0	0-0	1	0	0	1.000	
35 Helmer, Brooks	.000	1-0	1	0	0	0	0	0	0	0	.000	0	0	1	0	.000	0	0	0-0	0	1	0	1.000	

(Big 12 games only Sorted by Earned run avg)

Player	era	w-l	app	gs	cg	sho	sv	ip	h	r	er	bb	so	2b	3b	hr	b/avg	wp	hp	bks	sfa	sha		
15 Hill, Kyle	0.00	6-0	22	0	0	0/1	7	28.1	10	0	0	9	35	3	0	0	.111	1	1	0	1	2		
10 Leckich, Ryan	1.74	4-1	28	1	0	0/1	0	41.1	38	11	8	15	41	9	1	1	.248	1	2	0	1	3		
31 Caruso, Daniel	1.77	2-1	24	0	0	0/2	0	35.2	22	7	7	15	35	5	1	1	.175	2	2	0	0	1		
41 Boyd, Luke	2.27	3-0	23	2	0	0/1	0	31.2	19	9	8	17	41	6	0	0	.179	2	0	0	0	1		
40 Dickens, Paul	4.07	5-2	15	12	0	0/1	0	73.0	63	37	33	30	91	16	4	9	.228	2	3	0	3	1		
24 Winston, Jimmy	4.28	5-2	18	10	0	0/3	0	67.1	61	35	32	30	43	11	0	8	.245	4	7	1	2	1		
28 Kettler, Hayden	4.50	2-2	10	5	0	0/2	0	34.0	33	18	17	12	30	6	0	7	.250	2	5	0	0	1		
22 Helton, Blake	4.75	2-2	13	3	0	0/2	0	30.1	34	22	16	10	13	4	1	3	.291	2	2	0	1	4		
30 Ashkinos, Jacob	4.95	2-4	19	6	0	0/1	0	40.0	40	23	22	21	34	3	2	4	.252	6	7	0	1	1		
16 Thomas, Tyler	5.46	1-1	13	6	0	0/1	0	28.0	28	20	17	25	42	6	0	3	.262	2	4	0	0	3		
34 Needham, Anderson	7.07	1-0	6	3	0	0/0	0	14.0	11	11	11	20	18	2	0	0	.234	6	0	0	0	1		
44 Freeman, Logan	7.15	0-1	8	0	0	0/0	0	11.1	17	9	9	14	10	2	1	3	.333	4	0	0	0	0		

35 Helmer, Brooks	3.18	1-1	6	0	0	0/1	0	5.2	4	2	2	4	3	1	0	1	.190	0	0	0	0	0		
18 Bradford, Cody	4.91	0-0	3	3	0	0/0	0	7.1	6	6	4	4	9	0	1	1	.214	0	0	0	0	1		
2 Loftin, Nick	9.00	0-0	2	0	0	0/0	0	2.0	3	2	2	0	2	1	0	0	.375	1	0	0	1	0		
55 Gilbert, William	11.57	0-0	3	0	0	0/1	0	2.1	2	3	3	5	4	0	0	1	.222	2	0	0	0	0		
36 Segner, Ryan	13.50	0-0	3	0	0	0/1	0	2.2	3	4	4	0	2	0	1	0	.273	0	1	0	0	0		

2019 RESULTS

Game Results for Baylor (as of May 29, 2019) (All games)

Date	Opponent	Score	Inns	Overall	Big 12	Pitcher of record	Attend	Time
Feb 15, 2019	HOLY CROSS	w 12-0	9	1-0-0	0-0-0	Kettler (W 1-0)	2205	3:18
Feb 16, 2019	HOLY CROSS-1	w 8-5	(10)	2-0-0	0-0-0	Hill, K. (W 1-0)	1869	3:55
Feb 16, 2019	HOLY CROSS-2	w 8-5	9	3-0-0	0-0-0	Caruso (W 1-0)	1837	3:40
Feb 17, 2019	HOLY CROSS	w 6-1	9	4-0-0	0-0-0	Leckich (W 1-0)	1578	2:45
Feb 22, 2019	CORNELL	w 17-0	9	5-0-0	0-0-0	Kettler (W 2-0)	1680	2:59
Feb 23, 2019	CORNELL	w 10-3	9	6-0-0	0-0-0	Dickens (W 1-0)	1878	3:07
Feb 24, 2019	CORNELL	w 12-4	9	7-0-0	0-0-0	Needham (W 1-0)	1300	3:14
Feb 26, 2019	DALLAS BAPTIST	w 10-4	9	8-0-0	0-0-0	Leckich (W 2-0)	1388	3:32
Mar 01, 2019	vs Texas A&M	L 2-5	9	8-1-0	0-0-0	Kettler (L 2-1)	7296	2:24
Mar 02, 2019	vs Rice	L 3-6	9	8-2-0	0-0-0	Thomas, T. (L 0-1)	10063	2:52
Mar 03, 2019	vs Texas State	w 5-4	9	9-2-0	0-0-0	Hill, K. (W 2-0)	8204	3:12
Mar 08, 2019	NEBRASKA	L 4-12	9	9-3-0	0-0-0	Kettler (L 2-2)	1586	3:09
Mar 09, 2019	NEBRASKA	L 0-2	9	9-4-0	0-0-0	Dickens (L 1-1)	1970	2:25
Mar 10, 2019	NEBRASKA	w 10-3	9	10-4-0	0-0-0	Winston (W 1-0)	1420	3:15
Mar 13, 2019	ABILENE CHRISTIAN	w 6-3	9	11-4-0	0-0-0	Boyd (W 1-0)	1999	3:05
Mar 15, 2019	CAL POLY	w 3-0	9	12-4-0	0-0-0	Dickens (W 2-1)	1689	2:48
Mar 16, 2019	CAL POLY	L 1-3	9	12-5-0	0-0-0	Ashkinos (L 0-1)	2030	2:47
Mar 17, 2019	CAL POLY	w 14-3	9	13-5-0	0-0-0	Helton (W 1-0)	1792	3:12
Mar 19, 2019	at Sam Houston State	L 7-8	9	13-6-0	0-0-0	Caruso (L 1-1)	1690	3:05
* Mar 22, 2019	WEST VIRGINIA	w 6-5	9	14-6-0	1-0-0	Hill, K. (W 3-0)	2987	2:56
* Mar 23, 2019	WEST VIRGINIA	w 12-0	9	15-6-0	2-0-0	Winston (W 2-0)	2298	3:34
* Mar 24, 2019	WEST VIRGINIA	w 10-4	8	16-6-0	3-0-0	Boyd (W 2-0)	1779	3:11
Mar 26, 2019	TEXAS SOUTHERN	w 13-3	8	17-6-0	3-0-0	Caruso (W 2-1)	1878	3:05
Mar 27, 2019	TEXAS SOUTHERN	w 3-2	(11)	18-6-0	3-0-0	Hill, K. (W 4-0)	1737	3:40
* Mar 30, 2019	at Kansas-1	w 8-2	9	19-6-0	4-0-0	Dickens (W 3-1)	-	3:06
* Mar 30, 2019	at Kansas-2	w 8-0	9	20-6-0	5-0-0	Winston (W 3-0)	1424	2:20
* Mar 31, 2019	at Kansas	L 7-12	9	20-7-0	5-1-0	Helton (L 1-1)	901	3:14
Apr 02, 2019	at Dallas Baptist	w 5-1	9	21-7-0	5-1-0	Helmer (W 1-0)	1694	3:01
* Apr 05, 2019	#8 TEXAS	w 6-5	9	22-7-0	6-1-0	Boyd (W 3-0)	3302	3:17
* Apr 06, 2019	TEXAS	L 6-8	9	22-8-0	6-2-0	Ashkinos (L 0-2)	2456	3:32
Apr 09, 2019	at UT Arlington	L 1-2	(13)	22-9-0	6-2-0	Helmer (L 1-1)	703	3:55
* Apr 12, 2019	OKLAHOMA	L 5-7	9	22-10-0	6-3-0	Winston (L 3-1)	2334	3:29
* Apr 13, 2019	OKLAHOMA	w 7-3	9	23-10-0	7-3-0	Dickens (W 4-1)	2118	3:00
* Apr 14, 2019	OKLAHOMA	w 3-2	(12)	24-10-0	8-3-0	Hill, K. (W 5-0)	1914	3:58
Apr 16, 2019	SAM HOUSTON STATE	w 9-6	9	25-10-0	8-3-0	Ashkinos (W 1-2)	1671	3:25
* Apr 18, 2019	at #16 Texas Tech	w 11-10	(11)	26-10-0	9-3-0	Hill, K. (W 6-0)	3526	4:11
* Apr 19, 2019	at #16 Texas Tech	L 2-3	9	26-11-0	9-4-0	Freeman, L. (L 0-1)	4432	3:29
* Apr 20, 2019	at #16 Texas Tech	L 3-13	7	26-12-0	9-5-0	Helton (L 1-2)	4432	2:30
Apr 23, 2019	STEPHEN F. AUSTIN	w 10-0	7	27-12-0	9-5-0	Helton (W 2-2)	1671	2:22
* Apr 26, 2019	at TCU	w 6-3	9	28-12-0	10-5-0	Leckich (W 3-0)	4816	3:36
* Apr 27, 2019	at TCU	w 15-2	9	29-12-0	11-5-0	Winston (W 4-1)	5556	2:47
* Apr 28, 2019	at TCU	w 12-1	8	30-12-0	12-5-0	Ashkinos (W 2-2)	5576	2:54
* May 03, 2019	K-STATE	w 4-3	9	31-12-0	13-5-0	Leckich (W 4-0)	2231	3:26
* May 04, 2019	K-STATE	w 11-6	9	32-12-0	14-5-0	Winston (W 5-1)	2638	3:07
* May 05, 2019	K-STATE	L 3-10	9	32-13-0	14-6-0	Ashkinos (L 2-3)	2229	3:06
May 14, 2019	UT ARLINGTON	w 12-2	7	33-13-0	14-6-0	Thomas, T. (W 1-1)	1950	2:24
* May 16, 2019	at #13 Oklahoma State	L 4-16	9	33-14-0	14-7-0	Dickens (L 4-2)	2275	3:21
* May 17, 2019	at #13 Oklahoma State	L 4-5	9	33-15-0	14-8-0	Leckich (L 4-1)	3091	2:52
May 22, 2019	vs Oklahoma	w 8-2	9	34-15-0	14-8-0	Dickens (W 5-2)	3893	3:19
May 23, 2019	vs Oklahoma State	L 0-5	9	34-16-0	14-8-0	Winston (L 5-2)	4190	2:43
May 24, 2019	vs TCU	L 2-5	9	34-17-0	14-8-0	Ashkinos (L 2-4)	6398	3:10

* = Conference game

() extra inning game

BAYLOR OFFENSE GAME-BY-GAME

**2019 Baylor Bears Baseball
Team Game-by-Game for Baylor (as of May 29, 2019)
Batting (All games)**

Date	Opponent	ab	r	h	rbi	2b	3b	hr	tb	bb	ibb	sb	cs	hbp	sac	sf	gdp	k	po	a	e	lob	avg
Feb 15	HOLY CROSS	30	12	9	6	2	0	0	11	10	0	0	1	5	1	2	0	5	27	4	0	12	.300
Feb 16	HOLY CROSS	42	8	15	7	2	0	1	20	4	0	1	1	4	1	1	0	9	30	15	2	15	.333
Feb 16	HOLY CROSS	36	8	14	8	2	1	0	18	6	0	4	0	1	0	2	0	7	27	4	4	13	.352
Feb 17	HOLY CROSS	33	6	10	6	3	0	1	16	2	0	2	0	2	2	0	0	3	27	13	0	9	.340
Feb 22	CORNELL	40	17	18	16	1	2	3	32	8	0	1	0	2	0	0	2	3	27	5	0	9	.365
Feb 23	CORNELL	36	10	13	9	6	0	0	19	2	0	2	0	2	0	2	0	5	27	5	1	8	.364
Feb 24	CORNELL	40	12	16	12	6	0	2	28	2	0	2	0	4	0	1	0	2	27	10	0	11	.370
Feb 26	DALLAS BAPTIST	34	10	14	10	0	0	4	26	4	0	0	1	2	0	1	2	6	27	8	1	7	.375
Mar 01	vs Texas A&M	30	2	6	2	1	0	0	7	0	0	1	0	1	0	1	2	15	24	9	1	3	.358
Mar 02	vs Rice	32	3	6	3	2	2	0	12	1	0	1	0	0	0	1	0	12	27	12	0	4	.343
Mar 03	vs Texas State	36	5	9	5	3	0	1	15	3	0	0	0	0	1	0	1	7	27	8	0	8	.334
Mar 08	NEBRASKA	33	4	8	2	4	0	0	12	2	0	0	0	1	0	1	2	10	27	11	3	6	.327
Mar 09	NEBRASKA	28	0	1	0	0	0	0	1	1	0	1	0	2	0	0	1	6	27	11	1	4	.309
Mar 10	NEBRASKA	39	10	18	10	4	0	0	22	5	0	0	1	1	0	0	0	4	27	9	0	11	.321
Mar 13	ABILENE CHRISTIAN	30	6	8	6	3	0	3	20	6	0	2	1	1	1	0	1	8	27	10	0	8	.318
Mar 15	CAL POLY	29	3	3	3	2	0	0	5	4	0	4	0	1	0	0	0	9	27	9	0	7	.307
Mar 16	CAL POLY	30	1	6	0	1	0	0	7	4	0	1	0	1	1	0	2	6	27	18	0	8	.301
Mar 17	CAL POLY	46	14	22	14	6	1	3	39	0	0	0	0	1	0	0	0	4	27	9	0	9	.314
Mar 19	at Sam Houston State	33	7	7	5	1	1	1	13	7	2	2	0	1	1	1	1	8	24	8	3	9	.309
*Mar 22	WEST VIRGINIA	31	6	11	6	1	2	0	16	2	0	0	1	2	2	2	0	7	27	7	0	8	.311
*Mar 23	WEST VIRGINIA	38	12	16	10	2	0	2	24	2	0	1	0	1	1	1	1	5	27	16	0	7	.317
*Mar 24	WEST VIRGINIA	32	10	8	9	3	0	1	14	7	1	0	0	2	0	0	0	3	24	8	0	7	.314
Mar 26	TEXAS SOUTHERN	33	13	13	13	2	1	0	17	10	0	1	0	1	0	1	1	4	24	8	1	10	.317
Mar 27	TEXAS SOUTHERN	42	3	16	3	0	0	0	16	4	2	2	3	1	2	0	2	4	33	16	1	14	.321
*Mar 30	at Kansas	34	8	11	8	0	0	2	17	10	1	1	1	2	0	1	2	6	27	5	0	12	.321
*Mar 30	at Kansas	40	8	13	8	4	1	3	28	1	0	0	0	0	0	0	1	9	27	10	0	6	.321
*Mar 31	at Kansas	38	7	12	7	4	0	1	19	4	0	1	0	2	1	0	1	9	24	10	3	11	.321
Apr 02	at Dallas Baptist	33	5	7	5	0	0	1	10	6	1	2	0	0	0	1	0	7	27	11	0	8	.317
*Apr 05	TEXAS	34	6	10	6	1	0	0	11	5	0	0	0	2	1	0	0	8	27	17	3	11	.316
*Apr 06	TEXAS	38	6	12	4	2	1	0	16	0	0	0	1	1	0	0	0	4	27	5	0	6	.316
Apr 09	at UT Arlington	49	1	12	1	1	1	1	18	6	1	0	0	2	1	0	1	12	36	12	0	18	.313
*Apr 12	OKLAHOMA	34	5	9	4	2	0	1	14	6	0	0	0	1	0	1	1	6	27	9	2	10	.312
*Apr 13	OKLAHOMA	36	7	13	7	2	0	3	24	0	0	0	0	1	0	0	0	4	27	8	0	6	.313
*Apr 14	OKLAHOMA	43	3	10	3	1	0	0	11	4	1	0	0	2	3	0	0	9	36	15	1	14	.310
Apr 16	SAM HOUSTON STATE	39	9	15	9	7	0	1	25	4	0	0	1	0	0	0	0	2	27	6	0	10	.313
*Apr 18	at Texas Tech	42	11	14	11	2	0	3	25	3	0	1	1	2	0	1	3	7	33	15	0	4	.313
*Apr 19	at Texas Tech	36	2	9	1	1	0	0	10	3	0	0	0	0	1	0	0	7	26	3	0	11	.312
*Apr 20	at Texas Tech	28	3	8	3	1	0	1	12	0	0	0	0	1	0	0	1	6	19	6	2	5	.311
Apr 23	STEPHEN F. AUSTIN	33	10	15	9	3	0	1	21	6	0	0	1	0	0	0	0	3	21	7	0	9	.314
*Apr 26	at TCU	36	6	8	4	0	0	0	8	2	0	1	0	3	1	0	1	6	27	4	0	9	.312
*Apr 27	at TCU	45	15	19	15	4	1	2	31	2	0	0	0	3	0	2	1	5	27	13	0	10	.315
*Apr 28	at TCU	37	12	13	8	3	0	0	16	7	1	1	0	0	2	0	0	6	24	8	2	10	.316
*May 03	K-STATE	31	4	9	4	0	0	1	12	2	0	1	0	1	0	0	2	4	27	7	3	6	.316
*May 04	K-STATE	37	11	14	8	3	0	1	20	4	0	1	0	2	0	0	2	1	27	10	0	8	.317
*May 05	K-STATE	34	3	10	3	1	0	1	14	6	0	0	0	1	1	0	1	5	27	12	1	12	.317
May 14	UT ARLINGTON	32	12	14	11	4	1	0	20	7	0	1	0	1	0	1	1	6	21	5	0	11	.319
*May 16	at Oklahoma State	37	4	9	3	3	0	0	12	1	0	1	0	0	0	0	0	8	24	4	2	7	.317
*May 17	at Oklahoma State	34	4	7	2	0	0	1	10	0	0	2	0	0	0	0	0	5	24	6	1	3	.315
May 22	vs Oklahoma	34	8	9	8	0	0	3	18	6	0	0	0	0	0	0	0	9	27	10	1	8	.314
May 23	vs Oklahoma State	30	0	3	0	0	0	0	3	1	0	0	0	0	0	0	1	10	27	9	3	4	.311
May 24	vs TCU	33	2	9	2	2	1	1	16	1	0	0	0	0	1	1	0	11	27	9	0	7	.310
Totals		1810	354	561	319	108	16	50	851	193	10	41	14	66	25	25	37	327	1365	469	42	443	.310

BAYLOR PITCHING GAME-BY-GAME

2019 Baylor Bears Baseball
Team Game-by-Game for Baylor (as of May 29, 2019)
Pitching (All games)

Date	Opponent	ip	h	r	er	bb	so	2b	3b	hr	wp	bk	hbp	dp	ibb	score	w-l	sv	era
Feb 15	HOLY CROSS	9.0	5	0	0	1	11	0	0	0	1	0	2	0	0	12-0	1-0	0	0.00
Feb 16	HOLY CROSS	10.0	9	5	4	7	14	1	0	1	0	0	2	1	0	8-5	2-0	0	1.89
Feb 16	HOLY CROSS	9.0	7	5	3	5	11	3	1	0	1	0	0	0	0	8-5	3-0	1	2.25
Feb 17	HOLY CROSS	9.0	4	1	1	5	11	0	0	0	1	0	0	0	0	6-1	4-0	1	1.95
Feb 22	CORNELL	9.0	4	0	0	1	11	0	0	0	1	0	1	1	0	17-0	5-0	1	1.57
Feb 23	CORNELL	9.0	5	3	2	7	11	2	0	0	1	0	1	0	0	10-3	6-0	1	1.64
Feb 24	CORNELL	9.0	7	4	4	5	12	2	0	1	0	0	1	2	0	12-4	7-0	1	1.97
Feb 26	DALLAS BAPTIST	9.0	9	4	4	3	11	2	1	0	0	0	0	2	0	10-4	8-0	1	2.22
Mar 01	vs Texas A&M	8.0	5	5	5	4	5	1	0	2	1	0	1	0	0	2-5	8-1	1	2.56
Mar 02	vs Rice	9.0	9	6	6	8	12	2	1	2	1	0	1	0	1	3-6	8-2	1	2.90
Mar 03	vs Texas State	9.0	6	4	4	5	10	0	1	0	4	0	0	2	0	5-4	9-2	1	3.00
Mar 08	NEBRASKA	9.0	12	12	11	8	10	1	1	3	2	0	3	0	0	4-12	9-3	1	3.67
Mar 09	NEBRASKA	9.0	8	2	1	4	12	0	0	0	0	0	0	1	0	0-2	9-4	1	3.46
Mar 10	NEBRASKA	9.0	4	3	3	8	9	0	0	0	4	0	2	1	0	10-3	10-4	1	3.43
Mar 13	ABILENE CHRISTIAN	9.0	6	3	3	3	8	0	0	2	0	0	0	1	0	6-3	11-4	2	3.40
Mar 15	CAL POLY	9.0	2	0	0	2	10	1	0	0	0	0	1	1	0	3-0	12-4	3	3.19
Mar 16	CAL POLY	9.0	8	3	3	3	2	0	0	0	0	1	1	1	0	1-3	12-5	3	3.18
Mar 17	CAL POLY	9.0	7	3	3	5	5	1	0	0	1	0	0	1	0	14-3	13-5	3	3.17
Mar 19	at Sam Houston State	8.0	8	8	6	1	6	0	2	0	0	0	2	2	0	7-8	13-6	3	3.34
*Mar 22	WEST VIRGINIA	9.0	9	5	5	3	12	2	0	1	1	0	0	0	0	6-5	14-6	3	3.42
*Mar 23	WEST VIRGINIA	9.0	3	0	0	1	4	0	0	0	0	0	0	1	0	12-0	15-6	3	3.26
*Mar 24	WEST VIRGINIA	8.0	7	4	4	5	9	0	0	1	2	0	1	0	0	10-4	16-6	4	3.31
Mar 26	TEXAS SOUTHERN	8.0	4	3	3	8	11	1	0	0	1	0	0	1	0	13-3	17-6	4	3.31
Mar 27	TEXAS SOUTHERN	11.0	5	2	1	5	9	0	0	0	1	0	0	2	0	3-2	18-6	4	3.18
*Mar 30	at Kansas	9.0	3	2	2	3	16	0	0	1	0	0	0	0	0	8-2	19-6	4	3.13
*Mar 30	at Kansas	9.0	4	0	0	4	7	0	0	0	0	0	1	1	0	8-0	20-6	4	3.01
*Mar 31	at Kansas	8.0	15	12	9	6	6	7	0	1	1	0	1	2	1	7-12	20-7	4	3.25
Apr 02	at Dallas Baptist	9.0	6	1	1	5	9	0	0	1	0	0	0	0	0	5-1	21-7	4	3.17
*Apr 05	TEXAS	9.0	9	5	3	6	5	4	0	1	1	0	0	3	0	6-5	22-7	4	3.16
*Apr 06	TEXAS	9.0	9	8	8	7	10	1	0	1	0	0	2	0	0	6-8	22-8	4	3.32
Apr 09	at UT Arlington	12.0	10	2	2	8	9	4	1	0	1	0	0	0	1	1-2	22-9	4	3.25
*Apr 12	OKLAHOMA	9.0	7	7	6	5	8	1	0	1	0	0	0	0	0	5-7	22-10	4	3.33
*Apr 13	OKLAHOMA	9.0	7	3	3	4	12	2	0	1	1	0	1	1	0	7-3	23-10	5	3.32
*Apr 14	OKLAHOMA	12.0	7	2	1	4	8	2	0	0	0	0	1	1	0	3-2	24-10	5	3.22
Apr 16	SAM HOUSTON STATE	9.0	16	6	6	2	9	3	1	3	1	0	0	0	0	9-6	25-10	5	3.30
*Apr 18	at Texas Tech	11.0	16	10	10	3	8	7	0	2	0	0	2	1	0	11-10	26-10	5	3.46
*Apr 19	at Texas Tech	8.2	7	3	3	11	9	2	0	0	0	0	0	0	0	2-3	26-11	5	3.45
*Apr 20	at Texas Tech	6.1	14	13	11	3	5	3	0	4	1	0	1	1	0	3-13	26-12	5	3.68
Apr 23	STEPHEN F. AUSTIN	7.0	3	0	0	1	5	0	0	0	0	0	1	0	0	10-0	27-12	5	3.61
*Apr 26	at TCU	9.0	10	3	3	7	13	3	0	1	0	0	1	0	0	6-3	28-12	6	3.59
*Apr 27	at TCU	9.0	6	2	2	1	5	0	0	0	1	0	0	0	0	15-2	29-12	6	3.55
*Apr 28	at TCU	8.0	9	1	0	1	5	2	0	0	1	0	1	1	0	12-1	30-12	6	3.48
*May 03	K-STATE	9.0	6	3	0	4	9	2	0	1	0	0	0	1	0	4-3	31-12	7	3.40
*May 04	K-STATE	9.0	8	6	6	6	9	1	0	0	1	0	1	1	0	11-6	32-12	7	3.45
*May 05	K-STATE	9.0	13	10	10	6	5	1	0	1	0	0	1	1	0	3-10	32-13	7	3.60
May 14	UT ARLINGTON	7.0	7	2	2	1	9	2	0	1	0	0	0	0	0	12-2	33-13	7	3.58
*May 16	at Oklahoma State	8.0	16	16	15	9	8	4	1	4	1	0	0	0	0	4-16	33-14	7	3.84
*May 17	at Oklahoma State	8.0	8	5	5	8	5	0	0	3	0	0	1	0	0	4-5	33-15	7	3.87
May 22	vs Oklahoma	9.0	9	2	2	4	8	2	0	1	0	0	0	1	0	8-2	34-15	7	3.83
May 23	vs Oklahoma State	9.0	7	5	4	4	15	1	0	1	1	0	0	2	0	0-5	34-16	7	3.83
May 24	vs TCU	9.0	9	5	5	1	10	2	2	0	3	0	0	1	0	2-5	34-17	7	3.86
Totals		455.0	394	219	195	231	453	75	12	42	37	1	34	38	3	354-219	34-17	7	3.86

INDIVIDUAL GAME HIGHS

INDIVIDUAL GAME HIGHS

Batting

At bats:	7	-	Thomas, Andy at UT Arlington (Apr 09, 2019)
Runs scored:	3	-	(19 times)
Hits:	5	-	Cunningham, Richard vs Holy Cross (Feb 16, 2019)
	5	-	Thomas, Andy vs Cal Poly (Mar 17, 2019)
RBI:	5	-	Wehsener, Chase vs Cornell (Feb 22, 2019)
	5	-	Haring, Cole vs West Virginia (Mar 23, 2019)
	5	-	Mueller, Mack at Texas Tech (Apr 18, 2019)
Doubles:	4	-	Thomas, Andy vs Cal Poly (Mar 17, 2019)
Triples:	1	-	(16 times)
Home runs:	2	-	(4 times)
Total bases:	10	-	Haring, Cole vs West Virginia (Mar 23, 2019)
Walks:	3	-	(4 times)
Strikeouts:	3	-	(8 times)
Sac hits:	2	-	Cunningham, Richard vs West Virginia (Mar 22, 2019)
Sac flies:	1	-	(25 times)
Stolen bases:	2	-	(4 times)
Hit by pitch:	2	-	(4 times)
Caught stealing:	2	-	Loftin, Nick vs Texas Southern (Mar 27, 2019)
Runners LOB:	6	-	Cunningham, Richard vs Abilene Christian (Mar 13, 2019)

Fielding

Putouts:	18	-	Langeliers, Shea at Kansas (Mar 30, 2019)
Assists:	6	-	Bissonette, Josh at Texas Tech (Apr 18, 2019)
Errors:	2	-	(4 times)
Passed balls:	1	-	(5 times)

Pitching

Innings pitched:	7.0	-	(4 times)
Runs allowed:	10	-	Dickens, Paul at Oklahoma State (May 16, 2019)
Earned runs:	9	-	Dickens, Paul at Oklahoma State (May 16, 2019)
Walks allowed:	7	-	Winston, Jimmy at Oklahoma State (May 17, 2019)
Strikeouts:	12	-	Dickens, Paul at Kansas (Mar 30, 2019)
Hits allowed:	9	-	Dickens, Paul at Oklahoma State (May 16, 2019)
Doubles allowed:	3	-	Winston, Jimmy vs Texas (Apr 05, 2019)
	3	-	Winston, Jimmy at Texas Tech (Apr 18, 2019)
	3	-	Dickens, Paul at Oklahoma State (May 16, 2019)
Triples allowed:	1	-	(12 times)
Homers allowed:	2	-	(9 times)
Wild pitches:	4	-	Needham, Anderson vs Texas State (Mar 03, 2019 at Houston, Texas)
Hit batters:	2	-	Kettler, Hayden vs Holy Cross (Feb 15, 2019)
	2	-	Thomas, Tyler vs Holy Cross (Feb 16, 2019)
	2	-	Kettler, Hayden vs Nebraska (Mar 08, 2019)

TEAM GAME HIGHS

TEAM GAME HIGHS

Batting

At bats:	49	-	at UT Arlington (Apr 09, 2019)
Runs scored:	17	-	vs Cornell (Feb 22, 2019)
Hits:	22	-	vs Cal Poly (Mar 17, 2019)
RBI's:	16	-	vs Cornell (Feb 22, 2019)
Doubles:	7	-	vs Sam Houston State (Apr 16, 2019)
triples:	2	-	vs Cornell (Feb 22, 2019)
	2	-	vs Rice (Mar 02, 2019 at Houston, Texas)
	2	-	vs West Virginia (Mar 22, 2019)
Home runs:	4	-	vs Dallas Baptist (Feb 26, 2019)
Total bases:	39	-	vs Cal Poly (Mar 17, 2019)
Walks:	10	-	vs Holy Cross (Feb 15, 2019)
	10	-	vs Texas Southern (Mar 26, 2019)
	10	-	at Kansas (Mar 30, 2019)
Strikeouts:	15	-	vs Texas A&M (Mar 01, 2019 at Houston, Texas)
Sac hits:	3	-	vs Oklahoma (Apr 14, 2019)
Sac flies:	2	-	(5 times)
Stolen bases:	4	-	vs Holy Cross (Feb 16, 2019)
	4	-	vs Cal Poly (Mar 15, 2019)
Hit by pitch:	5	-	vs Holy Cross (Feb 15, 2019)
Caught stealing:	3	-	vs Texas Southern (Mar 27, 2019)
Runners LOB:	18	-	at UT Arlington (Apr 09, 2019)
Hit into DP:	3	-	at Texas Tech (Apr 18, 2019)

Fielding

Putouts:	36	-	at UT Arlington (Apr 09, 2019)
	36	-	vs Oklahoma (Apr 14, 2019)
Assists:	18	-	vs Cal Poly (Mar 16, 2019)
Errors:	4	-	vs Holy Cross (Feb 16, 2019)
Passed balls:	1	-	(5 times)
DPs turned:	3	-	vs Texas (Apr 05, 2019)

Pitching

Innings pitched:	12.0	-	at UT Arlington (Apr 09, 2019)
	12.0	-	vs Oklahoma (Apr 14, 2019)
Runs allowed:	16	-	at Oklahoma State (May 16, 2019)
Earned runs:	15	-	at Oklahoma State (May 16, 2019)
Walks allowed:	11	-	at Texas Tech (Apr 19, 2019)
Strikeouts:	16	-	at Kansas (Mar 30, 2019)
Hits allowed:	16	-	vs Sam Houston State (Apr 16, 2019)
	16	-	at Texas Tech (Apr 18, 2019)
	16	-	at Oklahoma State (May 16, 2019)
Doubles allowed:	7	-	at Kansas (Mar 31, 2019)
	7	-	at Texas Tech (Apr 18, 2019)
Triples allowed:	2	-	at Sam Houston State (Mar 19, 2019)
	2	-	vs TCU (May 24, 2019 at Oklahoma City, Okla.)
Homers allowed:	4	-	at Texas Tech (Apr 20, 2019)
	4	-	at Oklahoma State (May 16, 2019)
Wild pitches:	4	-	vs Texas State (Mar 03, 2019 at Houston, Texas)

NON-STARTER/BULLPEN STATS

**Non-Starter Statistics for Baylor (as of May 29, 2019)
(All games Sorted by Batting avg)**

Record: 34-17 Home: 25-6 Away: 7-7 Neutral: 2-4 Big 12: 14-8

Player	avg	gp-gs	ab	r	h	2b	3b	hr	rbi	tb	slg%	bb	hp	so	gdp	ob%	sf	sh	sb-att	po	a	e	fld%
1 Haring, Cole	.667	1-0	3	0	2	0	0	0	1	2	.667	0	0	1	0	.667	0	0	0-0	0	0	0	.000
3 Bertelsman, Ryan	.538	10-0	13	3	7	0	0	1	5	10	.769	0	0	3	0	.538	0	0	2-3	1	0	0	1.000
8 Harper, Kyle	.500	3-0	2	0	1	0	0	0	0	1	.500	0	0	1	0	.500	0	0	0-0	4	0	0	1.000
9 Downey, Davion	.286	9-0	7	3	2	0	0	0	1	2	.286	2	1	3	0	.500	0	0	0-0	7	0	0	1.000
20 Raguse, T.J.	.250	4-0	4	0	1	0	0	0	1	1	.250	0	0	1	0	.250	0	0	0-0	0	0	0	.000
45 Weaver, Cole	.250	6-0	4	1	1	0	0	0	0	1	.250	0	0	1	0	.250	0	0	0-0	0	0	1	.000
13 Seay, Hunter	.250	5-0	4	1	1	0	0	0	0	1	.250	0	0	2	0	.250	0	0	0-0	1	0	0	1.000
50 Mueller, Mack	.167	6-0	6	1	1	0	0	1	1	4	.667	0	0	5	0	.167	0	0	0-0	3	0	0	1.000
11 Martinez, Ricky	.000	7-0	5	0	0	0	0	0	0	0	.000	1	1	4	0	.286	0	0	0-0	2	0	0	1.000
37 Wehsener, Chase	.000	2-0	3	1	0	0	0	0	0	0	.000	1	0	0	0	.250	0	0	0-0	7	0	0	1.000
35 Helmer, Brooks	.000	1-0	1	0	0	0	0	0	0	0	.000	0	0	1	0	.000	0	0	0-0	0	1	0	1.000
29 Walsh, Jake	.000	1-0	1	0	0	0	0	0	0	0	.000	0	0	0	0	.000	0	0	0-0	1	0	0	1.000
Totals	.302	51	53	10	16	0	0	2	9	22	.415	4	2	22	0	.373	0	0	2-3	35	28	3	.955
Opponents	.126	51	87	11	11	4	0	1	10	18	.207	9	2	34	2	.222	1	1	0-0	54	31	7	.924

(All games Sorted by Earned run avg)

Player	era	w-l	app	gs	cg	sho	sv	ip	h	r	er	bb	so	2b	3b	hr	b/avg	wp	hp	bk	sfa	sha
15 Hill, Kyle	0.00	6-0	22	0	0	0/1	7	28.1	10	0	0	9	35	3	0	0	.111	1	1	0	1	2
24 Winston, Jimmy	0.59	1-0	8	0	0	0/1	0	15.1	12	1	1	4	13	3	0	1	.226	2	4	0	0	0
10 Leckich, Ryan	1.11	4-1	27	0	0	0/1	0	40.2	36	8	5	12	40	9	1	1	.240	1	2	0	0	3
31 Caruso, Daniel	1.77	2-1	24	0	0	0/2	0	35.2	22	7	7	15	35	5	1	1	.175	2	2	0	0	1
41 Boyd, Luke	2.60	2-0	21	0	0	0/1	0	27.2	18	9	8	16	37	6	0	0	.189	2	0	0	0	0
35 Helmer, Brooks	3.18	1-1	6	0	0	0/1	0	5.2	4	2	2	4	3	1	0	1	.190	0	0	0	0	0
22 Helton, Blake	3.52	1-1	10	0	0	0/1	0	23.0	24	12	9	8	11	3	1	1	.282	2	0	0	1	3
40 Dickens, Paul	4.50	1-0	3	0	0	0/0	0	10.0	11	5	5	5	12	3	2	1	.275	2	0	0	0	0
30 Ashkinos, Jacob	4.64	0-2	13	0	0	0/1	0	21.1	15	11	11	15	25	2	0	3	.192	5	5	0	0	1
28 Kettler, Hayden	5.06	0-0	5	0	0	0/0	0	10.2	14	6	6	1	6	3	0	3	.311	0	0	0	0	0
16 Thomas, Tyler	5.65	0-0	7	0	0	0/1	0	14.1	14	10	9	7	20	4	0	2	.259	1	1	0	0	2
34 Needham, Anderson	6.75	1-0	3	0	0	0/0	0	5.1	6	4	4	6	8	1	0	0	.300	4	0	0	0	0
44 Freeman, Logan	7.15	0-1	8	0	0	0/0	0	11.1	17	9	9	14	10	2	1	3	.333	4	0	0	0	0
2 Loftin, Nick	9.00	0-0	2	0	0	0/0	0	2.0	3	2	2	0	2	1	0	0	.375	1	0	0	1	0
55 Gilbert, William	11.57	0-0	3	0	0	0/1	0	2.1	2	3	3	5	4	0	0	1	.222	2	0	0	0	0
36 Segner, Ryan	13.50	0-0	3	0	0	0/1	0	2.2	3	4	4	0	2	0	1	0	.273	0	1	0	0	0
Totals	2.98	19-7	51	0	0	6/6	7	256.1	211	93	85	121	263	46	7	18	.225	29	16	0	3	12
Opponents	7.77	3-14	51	0	0	2/2	10	190.0	277	183	164	97	143	43	8	25	.341	45	30	4	16	6

SUMMARY

**2019 Baylor Bears Baseball
Games Summary for Baylor (as of May 29, 2019)
(All games)**

Score by innings	1	2	3	4	5	6	7	8	9	EX	Total
Baylor	33	37	51	53	41	42	44	33	13	7	354
Opponents	30	26	34	29	23	28	25	13	9	2	219

Record when ...

Overall	34-17	After 6 leading	26-2
Conference	14-8 trailing	6-13
Non-Conference	20-9 tied	2-2
Home games	25-6	After 7 leading	26-1
Away games	7-7 trailing	2-14
Neutral site	2-4 tied	4-1
Day games	18-8	After 8 leading	22-0
Night games	16-9 trailing	1-14
vs Left starter	7-6 tied	6-2
vs Right starter	27-11		
1-Run games	7-4	Hit 0 home runs	13-9
2-Run games	0-4	... 1 home run	9-8
5+Run games	19-6	... 2+ home runs	12-0
Extra innings	4-1		
Shutouts	6-2	Opponent 0 home runs	19-6
	 1 home run	12-5
Scoring 0-2 runs	0-7 2+ HRs	3-6
..... 3-5 runs	6-7		
..... 6-9 runs	12-3	Made 0 errors	23-6
..... 10+ runs	16-0 1 error	6-4
	 2+ errors	5-7
Opponent 0-2 runs	15-2		
..... 3-5 runs	16-6	Opp. made 0 errors	7-7
..... 6-9 runs	2-4 1 error	14-5
..... 10+ runs	1-5 2+ errors	13-5
Scored in 1st inning	15-3	Out-hit opponent	30-5
Opp. scored in 1st	7-6	Out-hit by opponent	3-11
Scores first	23-6	Hits are tied	1-1
Opp. scores first	11-11		

Record when team scores:

Runs	0	1	2	3	4	5	6	7	8	9	10+
W-L	0-2	0-2	0-3	3-3	1-3	2-1	5-1	1-2	5-0	1-0	16-0

Record when opponent scores:

Runs	0	1	2	3	4	5	6	7	8	9	10+
W-L	6-0	3-0	6-2	8-2	4-0	4-4	2-1	0-1	0-2	0-0	1-5

Record when leading after:

Inn.	1	2	3	4	5	6	7	8
W-L	10-2	18-5	20-4	24-2	25-2	26-2	26-1	22-0

Record when trailing after:

Inn.	1	2	3	4	5	6	7	8
W-L	3-5	7-6	6-10	5-13	6-12	6-13	2-14	1-14

Record when tied after:

Inn.	1	2	3	4	5	6	7	8
W-L	21-10	9-6	8-3	5-2	3-3	2-2	4-1	6-2

Current losing streak: 2

Longest winning streak: 8

Longest losing streak: 3

Home attendance : 61414 (31 dates avg = 1981)

Away attendance : 80160 (19 dates avg = 4218)

Total attendance: 141574 (50 dates avg = 2831)

SEASON/CAREER STATS

2019 Baylor Bears Baseball
 Individual Season/Career Summary for Baylor (as of May 29, 2019)
 (All games Sorted by Batting avg)

Record: 34-17 Home: 25-6 Away: 7-7 Neutral: 2-4 Big 12: 14-8

Player	SEASON											CAREER														
	Avg	G-GS	AB	R	H	2B	3B	HR	RBI	BB	Hbp	SO	Sb-Att	Avg	G-GS	AB	R	H	2B	3B	HR	RBI	BB	Hbp	SO	Sb-Att
33 Wenzel, Davis	.377	43-43	167	36	63	17	0	8	39	27	12	35	11-14	.328	151-148	536	108	176	46	3	24	118	96	28	97	15-22
1 Haring, Cole	.333	45-44	180	40	60	4	1	10	41	15	3	35	6-9	.290	101-100	396	80	115	17	3	17	73	32	8	97	10-15
25 Thomas, Andy	.331	44-44	172	28	57	19	0	3	28	24	1	30	1-1	.333	116-106	408	70	136	30	2	5	70	70	4	61	5-6
2 Loftin, Nick	.326	50-50	221	51	72	16	3	6	39	15	7	16	6-8	.316	105-103	443	103	140	28	3	12	75	36	9	36	11-16
21 Cunningham, Richard	.324	51-51	219	50	71	11	4	5	29	13	11	34	6-6	.317	206-202	792	165	251	49	14	24	122	54	38	149	17-21
23 Langeliers, Shea	.304	41-41	171	30	52	8	1	7	31	17	2	27	4-6	.288	154-154	608	122	175	40	5	28	113	76	7	109	9-15
37 Wehsener, Chase	.286	50-48	175	29	50	7	1	0	20	18	2	34	2-3	.286	50-48	175	29	50	7	1	0	20	18	2	34	2-3
50 Mueller, Mack	.286	23-17	56	12	16	6	0	2	13	6	3	22	0-0	.286	23-17	56	12	16	6	0	2	13	6	3	22	0-0
14 Bissonette, Josh	.265	51-51	185	32	49	7	3	3	27	23	4	25	0-1	.262	215-213	715	117	187	27	5	13	109	105	18	104	5-10
9 Downey, Davon	.248	48-39	137	29	34	8	1	4	27	26	14	42	2-2	.224	48-39	174	33	39	8	1	6	31	31	14	58	7-7
45 Weaver, Cole	.346	15-9	26	7	9	1	1	0	5	6	3	4	1-1	.317	32-10	41	11	13	1	1	0	7	7	3	6	1-1
3 Berteisman, Ryan	.345	15-5	29	4	10	1	1	1	10	1	0	7	2-3	.313	18-5	32	4	10	1	1	1	10	1	0	9	2-3
8 Harper, Kyle	.333	13-10	36	4	12	2	0	1	7	1	2	4	0-0	.333	13-10	36	4	12	2	0	1	7	1	2	4	0-0
11 Martinez, Ricky	.200	11-4	20	1	4	1	0	0	2	1	1	6	0-0	.200	11-4	20	1	4	1	0	0	2	1	1	6	0-0
20 Raguse, T.J.	.167	6-2	6	0	1	0	0	0	1	0	1	3	0-1	.290	126-107	373	67	108	17	0	3	61	60	4	63	8-13
13 Seay, Hunter	.125	6-1	8	1	1	0	0	0	0	0	0	2	0-0	.222	19-4	27	6	6	0	0	0	0	3	0	8	0-0
29 Walsh, Jake	.000	1-0	1	0	0	0	0	0	0	0	0	0	0-0	.000	1-0	1	0	0	0	0	0	0	0	0	0	0-0
35 Helmer, Brooks	.000	1-0	1	0	0	0	0	0	0	0	0	1	0-0	.000	1-0	1	0	0	0	0	0	0	0	0	1	0-0
Totals	.310	51-51	1810	354	561	108	16	50	319	193	66	327	41-55	.233	51-51	1690	219	394	75	12	42	202	231	34	453	15-33
Opponents																										

(All games Sorted by Earned run avg)

Player	SEASON											CAREER														
	ERA	W-L	App	GS	CG	Sho	Sv	IP	H	R	ER	BB	SO	ERA	W-L	App	GS	CG	Sho	Sv	IP	H	R	ER	BB	SO
15 Hill, Kyle	0.00	6-0	22	0	0	0	7	28.1	10	0	0	9	35	2.96	14-8	92	11	0	0	8	170.0	131	68	56	100	167
10 Leckich, Ryan	1.74	4-1	28	1	0	0	0	41.1	38	11	8	15	41	3.54	7-3	55	4	0	0	81.1	83	37	32	30	73	
31 Caruso, Daniel	1.77	2-1	24	0	0	0	0	35.2	22	7	7	15	35	3.15	2-1	29	0	0	0	40.0	31	15	14	18	36	
41 Boyd, Luke	2.27	3-0	23	2	0	0	0	31.2	19	9	8	17	41	5.17	4-1	39	3	0	0	54.0	50	32	31	37	58	
40 Dickens, Paul	4.07	5-2	15	12	0	0	0	7.30	63	37	33	30	91	4.07	5-2	15	12	0	0	73.0	63	37	33	30	91	
24 Winston, Jimmy	4.28	5-2	18	10	0	0	0	67.1	61	35	32	30	43	3.81	7-2	29	12	0	0	87.1	78	41	37	39	55	
28 Kettler, Hayden	4.50	2-2	10	5	0	0	0	34.0	33	18	17	12	30	3.85	13-6	45	25	0	0	159.0	154	88	68	67	113	
22 Helton, Blake	4.75	2-2	13	3	0	0	0	30.1	34	22	16	10	13	4.75	2-2	13	3	0	0	30.1	34	22	16	10	13	
30 Ashkinos, Jacob	4.95	2-4	19	6	0	0	0	40.0	40	23	22	21	34	5.07	2-6	29	9	0	0	65.2	66	40	37	39	61	
16 Thomas, Tyler	5.46	1-1	13	6	0	0	0	28.0	28	20	17	25	42	4.09	4-4	29	20	0	0	81.1	66	45	37	80	101	
34 Needham, Anderson	7.07	1-0	6	3	0	0	0	14.0	11	11	11	20	18	7.07	1-0	6	3	0	0	14.0	11	11	11	20	18	
44 Freeman, Logan	7.15	0-1	8	0	0	0	0	11.1	17	9	9	14	10	7.15	0-1	8	0	0	0	11.1	17	9	9	14	10	
35 Helmer, Brooks	3.18	1-1	6	0	0	0	0	5.2	4	2	2	4	3	3.18	1-1	6	0	0	0	5.2	4	2	2	4	3	
18 Bradford, Cody	4.91	0-0	3	3	0	0	0	7.1	6	6	4	4	9	4.95	6-3	38	18	0	0	96.1	96	70	53	45	92	
2 Loftin, Nick	9.00	0-0	2	0	0	0	0	2.0	3	2	2	0	2	4.50	0-0	4	0	0	0	4.0	3	2	2	0	5	
55 Gilbert, William	11.57	0-0	3	0	0	0	0	2.1	2	3	3	5	4	11.57	0-0	3	0	0	0	2.1	2	3	3	5	4	
36 Segner, Ryan	13.50	0-0	3	0	0	0	0	2.2	3	4	4	0	2	13.50	0-0	3	0	0	0	2.2	3	4	4	0	2	
Totals	3.86	34-17	51	51	0	6	7	455.0	394	219	195	231	453	6.52	17-34	51	51	1	2	10	440.2	561	354	319	327	
Opponents																										



30 - JACOB ASHKINOS

RHP • R/R • 6-1 • 225 • R-SO • 1L

ALEDO, TEXAS

(ALEDO HS)

2019 SEASON HIGHS

Relief Innings: 4.0 (at Texas Tech 4/20)

Starter Innings: 4.0 (2x, last 4/28 at TCU)

Strikeouts: 5 (3/24 vs. West Virginia)

Scoreless Appearance Streak: 3 appearances

(March 3-March 10)

Winning Streak: 1 game (4/16)

CAREER GAME HIGHS

Relief Innings: 4.0 (at Texas Tech 4/20/19)

Starter Innings: 4.0 (5x, last 4/28/19 at TCU)

Strikeouts: 9 (3-20-18 at DBU)

Scoreless Appearance Streak: 3 appearances

(March 3-March 10, 2019)

Winning Streak: 1 game (4/16/19)

2019 GAME-BY-GAME

#30 Ashkinos, Jacob - 19 appearances (All games)

Date	Opponent	GS	IP	H	R	ER	BB	SO	2B	3B	HR	WP	BK	HBP	IBB	Score	W-L	Sv	ERA	NP
Mar 03	vs Texas State		1.0	0	0	0	0	0	0	0	0	0	0	0	0	5-4	0-0	0	0.00	10
Mar 08	NEBRASKA		1.0	1	0	0	2	2	0	0	0	1	0	0	0	4-12	0-0	0	0.00	34
Mar 10	NEBRASKA		1.0	0	0	0	0	0	0	0	0	1	0	0	0	10-3	0-0	0	0.00	12
Mar 13	ABILENE CHRISTIAN		1.0	1	1	1	1	1	0	0	1	0	0	0	0	6-3	0-0	0	2.25	20
Mar 16	CAL POLY		1.0	2	2	2	0	0	0	0	0	0	0	0	0	1-3	0-1	0	5.40	30
Mar 19	at Sam Houston State		3.0	1	0	0	0	4	0	0	0	0	0	0	0	7-8	0-1	0	3.38	41
Mar 22	WEST VIRGINIA		0.2	1	0	0	1	1	0	0	0	1	0	0	0	6-5	0-1	0	3.12	14
Mar 24	WEST VIRGINIA		2.2	1	1	1	1	5	0	0	1	1	0	0	0	10-4	0-1	0	3.18	46
Mar 27	TEXAS SOUTHERN		2.0	0	0	0	0	4	0	0	0	0	0	0	0	3-2	0-1	0	2.70	28
Mar 30	at Kansas-2		2.0	1	0	0	2	2	0	0	0	0	0	0	0	8-0	0-1	0	2.35	51
Apr 02	at Dallas Baptist	*	2.0	2	0	0	1	1	0	0	0	0	0	0	0	5-1	0-1	0	2.08	35
Apr 06	TEXAS		1.0	1	3	3	3	1	0	0	0	0	0	1	0	6-8	0-2	0	3.44	36
Apr 09	at UT Arlington	*	3.0	0	0	0	2	0	0	0	0	0	0	0	0	1-2	0-2	0	2.95	35
Apr 13	OKLAHOMA		1.0	3	3	2	1	0	0	1	0	0	0	0	0	7-3	0-2	0	4.03	40
Apr 16	SAM HOUSTON STAT	*	4.0	6	1	1	1	2	0	1	0	0	0	0	0	9-6	1-2	0	3.76	62
Apr 20	at Texas Tech		4.0	3	1	1	3	4	2	0	0	1	0	1	0	3-13	1-2	0	3.56	69
Apr 28	at TCU	*	4.0	4	1	0	0	2	0	0	0	0	0	1	0	12-1	2-2	0	3.15	75
May 05	K-STATE	*	2.2	7	7	7	2	1	0	0	1	0	0	1	0	3-10	2-3	0	4.62	79
May 24	vs TCU	*	3.0	6	3	3	0	3	1	1	0	1	0	0	0	2-5	2-4	0	4.95	67
Totals		6	40.0	40	23	22	21	34	3	2	4	6	0	7	0	108-93	2-4	0	4.95	-

ASHKINOS' CAREER STATS																						
Season	ERA	W-L	APP-GS	CG	SHO	SV	IP	H	R	ER	BB	SO	2B	3B	HR	BF	B/AVG	WP	HBP	BK	SFA	SHA
2018	5.26	0-2	10-3	0	0	0	25.2	26	17	15	18	27	7	2	3	121	.257	3	1	0	1	0
2019	4.95	2-4	19-6	0	0	0	40.0	40	23	22	21	34	3	2	4	189	.252	6	7	0	1	1
CAREER	5.07	2-6	29-9	0	0	0	65.2	66	40	37	39	61	10	4	7	310	.254	9	8	0	2	1



2019 GAME-BY-GAME

#3 Bertelsman, Ryan - 15 games (All games)

Date	Opponent	Pos	AB	R	H	RBI	2B	3B	HR	BB	SB	CS	HBP	SAC	SF	GDP	K	PO	A	E	Avg	
Feb 15	HOLY CROSS	ph	1	0	1	0	0	0	0	0	0	1	0	0	0	0	0	0	0	0	0	1.000
Feb 16	HOLY CROSS-1	ph/dh	4	3	3	3	0	0	1	0	0	0	0	0	0	0	0	0	0	0	0	.800
Feb 16	HOLY CROSS-2	*dh	3	0	0	1	0	0	0	0	0	0	0	0	1	0	1	0	0	0	.500	
Feb 17	HOLY CROSS	*dh	3	0	1	0	0	0	0	0	0	0	0	0	1	0	0	0	0	0	.455	
Feb 22	CORNELL	*dh	4	1	1	2	1	0	0	0	0	0	0	0	0	0	1	0	0	0	.400	
Mar 02	vs Rice	*dh	4	0	1	2	0	1	0	0	0	0	0	0	0	0	2	0	0	0	.368	
Mar 09	NEBRASKA	*dh	2	0	0	0	0	0	1	0	0	0	0	0	0	0	0	0	0	0	.333	
Mar 13	ABILENE CHRISTIAN	pr	0	0	0	0	0	0	0	1	0	0	0	0	0	0	0	0	0	0	.333	
Mar 19	at Sam Houston State	ph/dh	3	0	1	1	0	0	0	0	1	0	0	0	0	0	0	2	0	0	.333	
Mar 27	TEXAS SOUTHERN	ph	2	0	2	1	0	0	0	0	0	0	0	0	0	0	0	0	0	0	.385	
Apr 14	OKLAHOMA	ph	1	0	0	0	0	0	0	0	0	0	0	0	0	0	0	0	0	0	.370	
Apr 27	at TCU	ph/of	1	0	0	0	0	0	0	0	0	0	0	0	0	0	1	1	0	0	.357	
May 04	K-STATE	pr	0	0	0	0	0	0	0	0	0	0	0	0	0	0	0	0	0	0	.357	
May 16	at Oklahoma State	ph	1	0	0	0	0	0	0	0	0	0	0	0	0	0	0	0	0	0	.345	
May 17	at Oklahoma State	pr	0	0	0	0	0	0	0	0	0	0	0	0	0	0	0	0	0	0	.345	
Totals		5gs	29	4	10	10	1	1	1	2	1	0	1	1	0	7	1	0	0	0	.345	

On base pct. .355 • Slugging pct. .552

3 — RYAN BERTELSMAN

OF • R/R • 6-0 • 195 • R-SO • 1L

FRIENDSWOOD, TEXAS

(FRIENDSWOOD HS)

2019 SEASON HIGHS


- Hits: 3 vs. Holy Cross (2/16/19)
- Runs: 3 vs. Holy Cross (2/16/19)
- Doubles: 1 vs. Cornell (2/22/19)
- Triples: 1 vs. Rice (3/2/19)
- Homers: 1 vs. Holy Cross (2/16/19)
- Total Bases: 6 vs. Holy Cross (2/16/19)
- RBI: 3 vs. Holy Cross (2/16/19)
- Walks: 1 vs. Nebraska (3/9/19)
- Steals: 1 vs. ACU (3/13/19)
- Hitting Streak: 2 games (2/15-2/16)
- On-Base Streak: 2 games (2/15-2/16)

CAREER HIGHS

vs. NA

- Hits: 3 vs. Holy Cross (2/16/19)
- Runs: 3 vs. Holy Cross (2/16/19)
- Doubles: 1 vs. Cornell (2/22/19)
- Triples: 1 vs. Rice (3/2/19)
- Homers: 1 vs. Holy Cross (2/16/19)
- Total Bases: 6 vs. Holy Cross (2/16/19)
- RBI: 3 vs. Holy Cross (2/16/19)
- Walks: 1 vs. Nebraska (3/9/19)
- Steals: 1 vs. ACU (3/13/19)
- Hitting Streak: 2 games (2/15-2/16/19)
- On-Base Streak: 2 games (2/15-2/16/19)

BERTELSMAN'S CAREER STATS																						
Season	AVG.	GP-GS	AB	R	H	2B	3B	HR	RBI	SLG%	BB	HBP	SO	GDP	OB%	SF	SH	SB	PO	A	E	FLD%
2017	.000	3-0	3	0	0	0	0	0	0	.000	0	0	2	0	.000	0	0	0	0	0	0	.000
2019	.357	14-5	28	4	10	1	1	1	10	.571	1	0	7	0	.367	1	1	2	1	0	0	1.000
CAREER	.323	17-5	31	4	10	1	1	1	10	.516	1	0	9	0	.333	1	1	2	1	0	0	1.000



14 — JOSH BISSONETTE

IF • R/R • 6-0 • 185 • SR • 3L
ANAHEIM HILLS, CALIF.
(ORANGE LUTHERAN HS)

2019 SEASON HIGHS

Hits: 4 (4-27 at TCU)
 Runs: 3 (2x, last 4-27 at TCU)
 Doubles: 2 (2-23 vs. Cornell)
 Triples: 1 (2x, 3-17 vs. Cal Poly)
 Homers: 1 (3x, last 5-24 vs. TCU)
 RBI: 2 (6x, last 4-27 at TCU)
 Walks: 2 (4x, last 4/19 at TTU)
 Steals: N/A
 Hitting Streak: 7 (Feb. 17-March 2)
 On-Base Streak: 12 (Feb. 15-March 8)

CAREER HIGHS

Hits: 4 (2x, last 4-27-19 at TCU)
 Runs: 3 (3x, last 4-27-19 at TCU)
 Doubles: 2 (2x, last 2-23-19 vs. Cornell)
 Triples: 1 (4x, last 3-17-19 vs. Cal)
 Homers: 2 (3-26-16 at DBU)
 Total Bases: 11 (3-26-16 at DBU)
 RBI: 5 (5-8-18 vs. PVAMU)
 Walks: 3 (2x, last 2-18-17 vs. Niagara)
 Steals: 1 (4x, last 3-11-18 vs. GW)
 Hitting Streak: 7 (Feb. 17-March 2, 2019)
 On-Base Streak: 14 (March 13-April 8, 2016)

2019 GAME-BY-GAME

#14 Bissonette, Josh - 51 games (All games)

Date	Opponent	Pos	AB	R	H	RBI	2B	3B	HR	BB	SB	CS	HBP	SAC	SF	GDP	K	PO	A	E	Avg	
Feb 15	HOLY CROSS	*2b	3	0	0	1	0	0	0	0	0	0	1	0	1	0	0	2	0	0	.000	
Feb 16	HOLY CROSS-1	*2b	2	1	2	1	0	0	0	2	0	0	0	1	0	0	0	1	2	1	.400	
Feb 16	HOLY CROSS-2	*2b	3	0	0	0	0	0	0	1	0	0	1	0	0	0	2	3	1	2	.250	
Feb 17	HOLY CROSS	*2b	3	1	2	1	0	0	0	1	0	0	0	0	0	0	0	1	3	0	.364	
Feb 22	CORNELL	*2b	4	3	2	2	0	1	1	1	0	0	0	0	0	1	0	0	3	0	.400	
Feb 23	CORNELL	*2b	4	1	2	1	2	0	0	0	0	0	0	0	0	0	0	3	2	0	.421	
Feb 24	CORNELL	*2b	3	1	1	1	0	0	0	1	0	0	0	0	0	0	0	1	5	0	.409	
Feb 26	DALLAS BAPTIST	*2b	4	1	1	0	0	0	0	0	0	0	0	0	0	1	0	0	2	0	.385	
Mar 01	vs Texas A&M	*2b	3	0	1	0	0	0	0	0	0	0	0	0	0	0	2	0	3	1	.379	
Mar 02	vs Rice	*2b	3	0	1	0	1	0	0	0	0	0	0	0	0	0	0	2	3	0	.375	
Mar 03	vs Texas State	*2b	3	0	0	0	0	0	0	1	0	0	0	0	0	0	0	4	1	0	.343	
Mar 08	NEBRASKA	*2b	3	1	0	0	0	0	0	1	0	0	0	0	0	0	2	3	2	1	.316	
Mar 09	NEBRASKA	*2b	3	0	0	0	0	0	0	0	0	0	0	0	0	0	1	3	3	0	.293	
Mar 10	NEBRASKA	*2b	4	2	3	1	0	0	0	1	0	1	0	0	0	0	0	2	0	0	.333	
Mar 13	ABILENE CHRISTIAN	*2b	4	1	1	2	0	0	1	0	0	0	0	0	0	0	1	2	3	0	.327	
Mar 15	CAL POLY	*2b	4	0	0	0	0	0	0	0	0	0	0	0	0	0	1	2	1	0	.302	
Mar 16	CAL POLY	*2b	4	0	0	0	0	0	0	0	0	0	0	0	0	0	0	5	0	0	.281	
Mar 17	CAL POLY	*2b	5	1	2	2	1	1	0	0	0	0	0	0	0	0	0	3	2	0	.290	
Mar 19	at Sam Houston State	*2b	3	0	0	0	0	0	0	1	0	0	0	0	0	1	0	2	1	0	.277	
Mar 22	WEST VIRGINIA	*2b	4	1	2	1	0	1	0	0	0	0	0	0	0	0	0	5	2	0	.290	
Mar 23	WEST VIRGINIA	*2b	3	1	1	0	0	0	0	0	0	0	0	0	1	0	1	1	0	3	.292	
Mar 24	WEST VIRGINIA	*2b	4	1	2	1	0	0	0	0	0	0	0	0	0	0	0	1	2	0	.303	
Mar 26	TEXAS SOUTHERN	*2b	4	1	2	2	0	0	0	0	0	0	0	0	1	0	0	3	2	0	.312	
Mar 27	TEXAS SOUTHERN	*2b	5	0	1	0	0	0	0	0	0	0	0	0	0	0	4	4	0	0	.306	
Mar 30	at Kansas-1	*2b	3	1	0	0	0	0	0	2	0	0	0	0	0	1	0	1	1	0	.295	
Mar 30	at Kansas-2	*2b	4	0	0	0	0	0	0	0	0	0	0	0	0	0	2	3	5	0	.283	
Mar 31	at Kansas	*2b	4	1	0	0	0	0	0	1	0	0	0	0	0	1	0	1	3	0	.271	
Apr 02	at Dallas Baptist	*2b	3	2	1	1	0	0	0	1	0	0	0	0	0	0	0	1	3	0	.273	
Apr 05	TEXAS	*2b	4	0	0	0	0	0	0	0	0	0	0	0	0	0	1	3	3	0	.262	
Apr 06	TEXAS	*2b	4	0	0	0	0	0	0	0	0	0	0	0	0	0	1	1	0	0	.252	
Apr 09	at UT Arlington	*2b	4	0	2	0	0	0	0	2	0	0	0	0	0	0	2	4	4	0	.261	
Apr 12	OKLAHOMA	*2b	4	0	1	0	0	0	0	0	0	0	0	0	0	0	1	1	3	0	.261	
Apr 13	OKLAHOMA	*2b	4	0	2	0	0	0	0	0	0	0	0	0	0	0	1	1	5	0	.269	
Apr 14	OKLAHOMA	*2b	4	0	1	2	0	0	0	0	0	0	1	1	0	0	0	3	5	0	.268	
Apr 16	SAM HOUSTON STAT	*2b	4	1	0	0	0	0	0	1	0	0	0	0	0	0	0	0	4	0	.260	
Apr 18	at Texas Tech	*2b	3	1	0	1	0	0	0	0	1	0	0	0	0	1	0	0	6	0	.254	
Apr 19	at Texas Tech	*2b	2	0	1	0	0	0	0	2	0	0	0	0	0	0	0	1	2	0	.258	
Apr 20	at Texas Tech	*2b	3	0	0	0	0	0	0	0	0	0	0	0	0	0	1	1	1	0	.252	
Apr 23	STEPHEN F. AUSTIN	*2b	3	0	1	0	1	0	0	1	0	0	0	0	0	0	0	2	1	0	.254	
Apr 26	at TCU	*2b	4	0	0	1	0	0	0	0	0	0	0	0	0	0	0	2	0	0	.246	
Apr 27	at TCU	*2b	5	3	4	2	1	0	0	0	0	0	1	0	0	0	0	2	2	0	.265	
Apr 28	at TCU	*2b	5	0	1	1	0	0	0	0	0	0	0	0	0	0	1	2	3	1	.263	
May 03	K-STATE	*2b	4	0	2	0	0	0	0	0	0	0	0	0	0	0	0	1	1	1	.269	
May 04	K-STATE	*2b	5	2	3	2	1	0	0	0	0	0	0	0	0	0	0	2	4	0	.280	
May 05	K-STATE	*2b/1b	3	1	1	0	0	0	0	1	0	0	0	0	0	0	1	2	4	0	.280	
May 14	UT ARLINGTON	*2b	4	0	0	0	0	0	0	0	0	0	0	0	0	1	2	2	2	0	.274	
May 16	at Oklahoma State	*2b	4	1	0	0	0	0	0	0	0	0	0	0	0	0	1	3	1	0	.267	
May 17	at Oklahoma State	*2b	4	0	0	0	0	0	0	0	0	0	0	0	0	0	1	2	2	0	.261	
May 22	vs Oklahoma	*2b	3	1	1	0	0	0	0	1	0	0	0	0	0	0	0	3	3	1	.263	
May 23	vs Oklahoma State	*2b	3	0	0	0	0	0	0	0	0	0	0	0	0	1	0	2	2	0	.258	
May 24	vs TCU	*2b	3	1	2	1	0	0	1	0	0	0	0	1	0	0	0	2	2	0	.285	
Totals			51gs	185	32	49	27	7	3	3	23	0	1	4	4	3	8	25	95	127	8	.265

On base pct. .353 • Slugging pct. .384

BISSONETTE'S CAREER STATS

Season	AVG.	GP-GS	AB	R	H	2B	3B	HR	RBI	SLG%	BB	HBP	SO	GDP	OB%	SF	SH	SB	PO	A	E	FLD%
2016	.236	52-52	157	28	37	3	0	3	22	.312	29	5	21	3	.366	3	7	1	76	142	8	.965
2017	.272	55-53	180	25	49	7	1	0	21	.322	26	2	25	1	.370	0	10	2	117	128	6	.907
2018	.269	57-57	193	32	52	10	1	7	39	.440	27	7	33	7	.374	3	6	2	100	134	4	.983
2019	.265	51-51	185	32	49	7	3	3	27	.384	23	4	25	8	.353	3	4	0	95	127	8	.965
CAREER	.262	215-213	715	117	187	27	5	13	109	.368	105	18	104	19	.366	9	27	5	388	531	26	.972



2019 GAME-BY-GAME

ERA based pct. .000 Slugging pct. .000

#41 Boyd, Luke - 23 appearances (All games)

Date	Opponent	GS	IP	H	R	ER	BB	SO	2B	3B	HR	WP	BK	HBP	IBB	Score	W-L	Sv	ERA	NP
Feb 16	HOLY CROSS-1		2.0	0	1	1	1	4	0	0	0	0	0	0	0	8-5	0-0	0	4.50	30
Feb 17	HOLY CROSS		1.0	0	0	0	1	2	0	0	0	0	0	0	0	6-1	0-0	0	3.00	22
Feb 23	CORNELL		1.0	0	0	0	0	3	0	0	0	0	0	0	0	10-3	0-0	0	2.25	12
Feb 26	DALLAS BAPTIST		2.0	2	1	1	1	3	0	0	0	0	0	0	0	10-4	0-0	0	3.00	37
Mar 02	vs Rice		2.0	1	1	1	3	2	1	0	0	0	0	0	1	3-6	0-0	0	3.38	29
Mar 10	NEBRASKA		1.0	0	0	0	1	1	0	0	0	1	0	0	0	10-3	0-0	0	3.00	15
Mar 13	ABILENE CHRISTIAN	*	2.0	0	0	0	0	4	0	0	0	0	0	0	0	6-3	1-0	0	2.45	23
Mar 15	CAL POLY		1.0	1	0	0	0	3	1	0	0	0	0	0	0	3-0	1-0	0	2.25	19
Mar 19	at Sam Houston State	*	2.0	1	0	0	1	0	0	0	0	0	0	0	0	7-8	1-0	0	1.93	20
Mar 24	WEST VIRGINIA		1.1	2	0	0	1	1	0	0	0	0	0	0	0	10-4	2-0	0	1.76	25
Mar 27	TEXAS SOUTHERN		2.0	0	0	0	1	1	0	0	0	0	0	0	0	3-2	2-0	0	1.56	25
Mar 31	at Kansas		1.0	4	3	2	0	1	2	0	0	0	0	0	0	7-12	2-0	0	2.45	16
Apr 02	at Dallas Baptist		1.0	0	0	0	0	1	0	0	0	0	0	0	0	5-1	2-0	0	2.33	8
Apr 05	TEXAS		1.2	0	0	0	2	0	0	0	0	0	0	0	0	6-5	3-0	0	2.14	17
Apr 09	at UT Arlington		2.2	0	0	0	1	5	0	0	0	0	0	0	0	1-2	3-0	0	1.90	30
Apr 14	OKLAHOMA		2.0	1	0	0	0	1	0	0	0	0	0	0	0	3-2	3-0	0	1.75	25
Apr 18	at Texas Tech		0.2	2	2	2	0	0	2	0	0	0	0	0	0	11-10	3-0	0	2.39	18
Apr 19	at Texas Tech		1.0	0	0	0	0	2	0	0	0	0	0	0	0	2-3	3-0	0	2.30	13
Apr 28	at TCU		1.0	1	0	0	1	1	0	0	0	0	0	0	0	12-1	3-0	0	2.22	17
May 03	K-STATE		0.0	1	0	0	1	0	0	0	0	0	0	0	0	4-3	3-0	0	2.22	12
May 04	K-STATE		1.0	1	0	0	1	3	0	0	0	0	0	0	0	11-6	3-0	0	2.15	19
May 22	vs Oklahoma		1.1	1	0	0	0	1	0	0	0	0	0	0	0	8-2	3-0	0	2.05	27
May 24	vs TCU		1.0	1	1	1	1	2	0	0	0	1	0	0	0	2-5	3-0	0	2.27	19
Totals		2	31.2	19	9	8	17	41	6	0	0	2	0	0	1	148-91	3-0	0	2.27	-

41 — LUKE BOYD

RHP • R/R • 6-2 • 180 • JR • 2L

OJAI, CALIF.
(NORDHOFF HS)

2019 SEASON HIGHS

Relief Innings: 2.2 (at UTA 4/9)
 Starter Innings: 2.0 (2x, last at SHSU 3/19)
 Strikeouts in Start: 4 (vs. ACU 3/13)
 Strikeouts in Relief: 5 (at UTA 4/9)
 Scoreless Appearance Streak: 6 appearances
 (3/10-3/31)
 Winning Streak: 3 games (3/13-pres.)

CAREER HIGHS

Relief Innings: 2.2 (2x, last at UTA 4/9/19)
 Starter Innings: 5.0 (2-20-17 vs. Nevada)
 Strikeouts: 5 (at UTA 4/9/19)
 Scoreless Appearance Streak: 6 appearances
 (3/10-3/31)
 Winning Streak: 3 games (3/13-pres)

BOYD'S CAREER STATS

Season	ERA	W-L	APP-GS	CG	SHO	SV	IP	H	R	ER	BB	SO	2B	3B	HR	BF	B/AVG	WP	HBP	BK	SFA	SHA
2017	11.25	1-0	7-1	0	0	0	12.0	15	15	15	14	9	2	1	1	61	.333	0	1	0	0	1
2018	6.97	0-1	9-0	0	0	0	10.1	16	8	8	6	8	3	0	0	52	.390	1	2	1	0	3
2019	2.27	3-0	23-2	0	0	0	31.2	19	9	8	17	41	6	0	0	124	.179	2	0	0	0	1
CAREER	5.17	4-1	39-3	0	0	0	54	50	32	31	37	58	11	1	1	237	.260	3	3	1	0	5



2019 GAME-BY-GAME

#18 Bradford, Cody - 3 appearances (All games)

Date	Opponent	GS	IP	H	R	ER	BB	SO	2B	3B	HR	WP	BK	HBP	IBB	Score	W-L	Sv	ERA	NP
Feb 16	HOLY CROSS-2	*	2.1	1	2	0	1	3	0	0	0	0	0	0	0	8-5	0-0	0	0.00	34
Feb 24	CORNELL	*	2.0	2	2	2	2	2	0	0	1	0	0	0	0	12-4	0-0	0	4.15	43
Mar 03	vs Texas State	*	3.0	3	2	2	1	4	0	1	0	0	0	0	0	5-4	0-0	0	4.91	55
Totals			7.1	6	6	4	4	9	0	1	1	0	0	0	0	25-13	0-0	0	4.91	-

18 — CODY BRADFORD

LHP • L/L • 6-3 • 195 • JR • 2L

ALEDO, TEXAS

(ALEDO HS)

2019 SEASON HIGHS

Relief Innings: N/A
 Starter Innings: 3.0 vs. Texas State (3/3)
 Strikeouts: 4 vs. Texas State (3/3)
 Scoreless Appearance Streak: 1 game (2/16)
 Winning Streak: N/A

CAREER HIGHS

Relief Innings: N/A
 Starter Innings: 9.0 (2x, last 4-27-18 at KSU)
 Strikeouts: 10 (2x, last 5-11-18 vs. OSU)
 Scoreless Appearance Streak: N/A
 Winning Streak: N/A

BRADFORD'S CAREER STATS																						
Season	ERA	W-L	APP-GS	CG	SHO	SV	IP	H	R	ER	BB	SO	2B	3B	HR	BF	B/AVG	WP	HBP	BK	SFA	SHA
2017	5.52	5-5	15-14	0	0	0	73.1	89	45	45	20	43	17	2	13	317	.309	1	4	1	2	2
2018	2.51	7-6	14-14	2	2	0	96.2	85	29	27	26	87	17	2	3	388	.240	3	3	0	2	3
2019	4.91	0-0	3-3	0	0	0	7.1	6	6	4	4	9	0	1	1	33	.214	0	0	0	0	1
CAREER	3.86	12-11	32-31	2	2	0	177.1	180	80	76	50	139	34	5	17	738	.269	4	7	1	4	6



21 — RICHARD CUNNINGHAM

OF • L/L • 5-10 • 195 • SR • 3L

AUSTIN, TEXAS

(STEPHEN F. AUSTIN HS)

2019 SEASON HIGHS

- Hits: 5 (2/16 vs. Holy Cross)
- Runs: 3 (4x, last 5/14 vs. UTA)
- Doubles: 2 (2/16 vs. Holy Cross)
- Triples: 1 (2x, 3/2 vs. Rice, 2/16 vs. Holy Cross)
- Homers: 1 (5x, last 5/17 at OSU)
- RBI: 3 (3/30 at Kansas)
- Walks: 2 (2/22 vs. Cornell)
- Steals: 1 (4x, last 3/31 at Kansas)
- Hitting Streak: 20 games (April 5- pres)
- On-Base Streak: 20 games (April 5- pres)

CAREER HIGHS

- Hits: 5 (2x, 2-16-19 vs. Holy Cross, 5-11-18 vs. OSU)
- Runs: 4 (2x, last 5-11-18 vs. OSU)
- Doubles: 3 (2-28-17 vs. UAPB)
- Triples: 1 (12x, last 3-2-19 vs. Rice)
- Homers: 2 (4-6-18 at UT)
- RBI: 8 (2-27-16 vs. Stony Brook)
- Walks: 3 (2-26-17 vs. South Alabama)
- Steals: 1 (11x, last 2-16-19 vs. Holy Cross)
- Hitting Streak: 23 games (April 5, 2019- pres)
- On-Base Streak: 23 (April 5, 2019- pres)

2019 GAME-BY-GAME

#21 Cunningham, Richard - 51 games (All games)

Date	Opponent	Pos	AB	R	H	RBI	2B	3B	HR	BB	SB	CS	HBP	SAC	SF	GDP	K	PO	A	E	Avg	
Feb 15	HOLY CROSS	*of	5	2	3	0	1	0	0	0	0	0	1	0	0	0	1	1	0	0	.600	
Feb 16	HOLY CROSS-1	*of	5	0	0	1	0	0	0	0	0	0	0	0	1	0	2	2	0	0	.300	
Feb 16	HOLY CROSS-2	*of	5	3	5	2	2	1	0	0	1	0	0	0	0	0	0	0	4	0	.533	
Feb 17	HOLY CROSS	*of	5	0	0	1	0	0	0	0	0	0	0	0	0	0	1	0	0	0	.400	
Feb 22	CORNELL	*of	3	2	1	0	0	0	0	2	0	0	0	0	0	0	0	1	0	0	.391	
Feb 23	CORNELL	*of	5	3	3	0	1	0	0	0	0	0	0	0	0	0	0	2	0	0	.429	
Feb 24	CORNELL	*of	4	0	0	1	0	0	0	1	0	0	0	0	1	0	1	3	0	0	.375	
Feb 26	DALLAS BAPTIST	*of	4	1	2	2	0	0	0	1	0	0	0	0	0	0	1	0	0	0	.389	
Mar 01	vs Texas A&M	*of	3	1	1	0	1	0	0	0	0	0	1	0	0	0	1	2	0	0	.385	
Mar 02	vs Rice	*of	4	1	1	0	0	1	0	0	0	0	0	0	0	0	1	1	1	0	.372	
Mar 03	vs Texas State	*of	5	2	2	1	1	0	1	0	0	0	0	0	0	0	2	1	0	0	.375	
Mar 08	NEBRASKA	*of	5	0	0	0	0	0	0	0	0	0	0	0	0	0	1	3	0	1	.340	
Mar 09	NEBRASKA	*of	3	0	0	0	0	0	0	0	0	0	1	0	0	0	1	1	0	0	.321	
Mar 10	NEBRASKA	*of	5	2	3	1	1	0	0	0	0	0	0	0	0	0	0	0	0	0	.344	
Mar 13	ABILENE CHRISTIAN	*of	5	0	1	0	0	0	0	0	1	0	0	0	0	0	2	1	0	0	.333	
Mar 15	CAL POLY	*of	3	1	0	0	0	0	0	1	1	0	0	0	0	0	1	3	0	0	.319	
Mar 16	CAL POLY	*of	4	0	1	0	0	0	0	0	0	0	0	0	0	0	1	2	0	0	.315	
Mar 17	CAL POLY	*of	5	2	3	0	0	0	0	0	0	0	0	0	0	0	1	3	0	0	.333	
Mar 19	at Sam Houston State	*of	4	1	1	1	0	0	1	0	0	0	0	1	0	0	0	2	0	1	.329	
Mar 22	WEST VIRGINIA	*of	3	1	2	1	0	1	0	0	0	0	0	2	0	0	1	2	0	0	.341	
Mar 23	WEST VIRGINIA	*of	4	1	0	1	0	0	0	0	0	0	0	0	1	0	1	4	0	0	.326	
Mar 24	WEST VIRGINIA	*of	4	1	1	1	0	0	0	0	0	0	1	0	0	0	0	1	0	0	.323	
Mar 26	TEXAS SOUTHERN	*of	5	1	3	1	0	0	0	0	0	0	0	0	0	0	1	0	0	0	.337	
Mar 27	TEXAS SOUTHERN	*of	6	0	0	0	0	0	0	0	0	0	0	0	0	1	0	3	0	0	.317	
Mar 30	at Kansas-1	*of	4	1	1	3	0	0	1	1	0	0	1	0	0	0	1	3	0	0	.315	
Mar 30	at Kansas-2	*of	5	2	3	2	0	0	1	0	0	0	0	0	0	0	1	0	5	0	.327	
Mar 31	at Kansas	*of	4	3	2	2	0	0	0	0	1	0	1	0	0	0	1	1	0	0	.333	
Apr 02	at Dallas Baptist	*of	5	0	0	1	0	0	0	0	0	0	0	0	0	0	2	4	0	0	.320	
Apr 05	TEXAS	*of	3	1	1	0	0	0	0	1	0	0	0	1	0	0	0	2	0	0	.320	
Apr 06	TEXAS	*of	5	1	1	1	0	1	0	0	0	0	0	0	0	0	0	2	0	0	.315	
Apr 09	at UT Arlington	*of	5	0	1	0	0	0	0	1	0	0	1	0	0	0	1	1	0	0	.311	
Apr 12	OKLAHOMA	*of	5	0	1	0	1	0	0	0	0	0	0	0	0	0	1	2	0	1	.307	
Apr 13	OKLAHOMA	*of	4	2	2	0	0	0	0	0	0	0	0	0	0	0	2	0	0	0	.312	
Apr 14	OKLAHOMA	*of	5	0	2	0	0	0	0	0	0	0	1	0	0	0	1	8	0	0	.315	
Apr 16	SAM HOUSTON STAT	*of	5	1	1	0	0	0	0	0	0	0	0	0	0	0	1	2	0	0	.312	
Apr 18	at Texas Tech	*of	5	1	2	1	0	0	0	1	0	0	0	0	0	0	0	2	0	0	.314	
Apr 19	at Texas Tech	*of	4	0	1	0	0	0	0	0	0	0	0	1	0	0	0	7	0	0	.313	
Apr 20	at Texas Tech	*of	4	0	1	0	0	0	0	0	0	0	0	0	0	0	2	3	0	0	.311	
Apr 23	STEPHEN F. AUSTIN	*of	5	1	3	0	0	0	0	0	0	0	0	0	0	0	0	3	0	0	.320	
Apr 26	at TCU	*of	2	2	2	2	0	0	0	1	1	0	2	0	0	0	0	2	0	0	.328	
Apr 27	at TCU	*of	5	1	1	0	1	0	0	0	0	0	0	0	0	0	1	2	0	0	.324	
Apr 28	at TCU	*of	5	2	2	0	0	0	0	0	0	0	0	0	0	0	0	1	0	0	.326	
May 03	K-STATE	*of	4	1	1	0	0	0	0	0	0	0	0	0	0	0	0	1	0	0	.324	
May 04	K-STATE	*of	5	1	1	1	0	0	0	0	1	0	0	0	0	1	0	2	0	0	.321	
May 05	K-STATE	*of	3	0	1	0	0	0	0	0	0	0	1	1	0	0	0	3	0	0	.321	
May 14	UT ARLINGTON	*of	3	3	2	0	0	0	0	2	0	0	0	0	0	0	0	4	1	0	.327	
May 16	at Oklahoma State	*of	4	0	1	1	1	0	0	0	0	0	0	0	0	0	0	7	0	1	.325	
May 17	at Oklahoma State	*of	4	1	1	1	0	0	1	0	0	0	0	0	0	0	0	1	0	0	.324	
May 22	vs Oklahoma	*of	4	1	1	0	0	0	0	1	0	0	0	0	0	0	2	3	0	0	.322	
May 23	vs Oklahoma State	*of	4	0	1	0	0	0	0	0	0	0	0	0	0	0	0	2	1	0	.321	
May 24	vs TCU	*of	4	0	2	0	1	0	0	0	0	0	0	0	0	0	0	2	1	0	.324	
Totals			51gs	219	50	71	29	11	4	5	13	6	0	11	6	3	3	34	119	3	4	.324

On base pct. .386 • Slugging pct. .479

CUNNINGHAM'S CAREER STATS																						
Season	AVG.	GP-GS	AB	R	H	2B	3B	HR	RBI	SLG%	BB	HBP	SO	GDP	OB%	SF	SH	SB	PO	A	E	FLD%
2016	.287	52-51	178	40	51	9	5	5	26	.478	19	11	35	1	.386	2	4	3	120	10	1	.993
2017	.306	48-45	170	30	52	15	3	5	29	.518	11	7	37	0	.365	4	1	2	127	7	4	.971
2018	.342	55-55	225	45	77	14	2	9	38	.542	11	9	43	2	.396	0	4	6	5	0	1	.33
2019	.324	51-51	219	50	71	11	4	5	29	.479	13	11	34	3	.386	3	6	6	119	3	4	.968
CAREER	.317	206-202	792	165	251	49	14	24	122	.505	54	38	149	6	.384	9	15	17	371	20	10	.975



31 — DANIEL CARUSO

RHP • R/R • 6-0 • 160 • R-SO • RS

**LOS ANGELES, CALIF.
(LOYOLA HS)**

SEASON HIGHS

Relief Innings: 4.0 (vs. Texas Southern 3/26)
 Starter Innings: N/A
 Strikeouts: 4 (vs. TSU 3/26/19)
 Scoreless Appearance Streak: 5 appearances
 (2/16-3/9)
 Winning Streak: 1 game (2x, last 3/26 vs. TSU)

CAREER HIGHS

Relief Innings: 4.0 (vs. TSU 3/26/19)
 Starter Innings: N/A
 Strikeouts: 4 (vs. TSU 3/26/19)
 Scoreless Appearance Streak: 5 appearances
 (2/16/19-3/9/19)
 Winning Streak: 1 game (2x, last 3/26/19 vs. TSU)

2019 GAME-BY-GAME

#31 Caruso, Daniel - 24 appearances (All games)

Date	Opponent	GS	IP	H	R	ER	BB	SO	2B	3B	HR	WP	BK	HBP	IBB	Score	W-L	Sv	ERA	NP
Feb 16	HOLY CROSS-2		2.0	1	0	0	1	3	1	0	0	0	0	0	0	8-5	1-0	0	0.00	37
Feb 23	CORNELL		1.0	0	0	0	1	0	0	0	0	0	0	0	0	10-3	1-0	0	0.00	14
Mar 01	vs Texas A&M		1.0	0	0	0	0	1	0	0	0	0	0	0	0	2-5	1-0	0	0.00	8
Mar 03	vs Texas State		1.2	1	0	0	1	3	0	0	0	0	0	0	0	5-4	1-0	0	0.00	32
Mar 09	NEBRASKA		2.0	2	0	0	1	2	0	0	0	0	0	0	0	0-2	1-0	0	0.00	39
Mar 13	ABILENE CHRISTIAN		1.0	2	2	2	0	0	0	0	1	0	0	0	0	6-3	1-0	0	2.08	18
Mar 16	CAL POLY		2.0	1	0	0	0	1	0	0	0	0	0	0	0	1-3	1-0	0	1.69	22
Mar 17	CAL POLY		1.0	0	0	0	1	0	0	0	0	0	0	0	0	14-3	1-0	0	1.54	14
Mar 19	at Sam Houston State		0.1	1	1	1	0	0	0	1	0	0	0	0	0	7-8	1-1	0	2.25	10
Mar 23	WEST VIRGINIA		2.0	1	0	0	0	0	0	0	0	0	0	0	0	12-0	1-1	0	1.93	28
Mar 26	TEXAS SOUTHERN		4.0	2	0	0	1	4	0	0	0	0	0	0	0	13-3	2-1	0	1.50	51
Mar 30	at Kansas-1		1.0	1	0	0	1	1	0	0	0	0	0	0	0	8-2	2-1	0	1.42	22
Apr 02	at Dallas Baptist		1.0	1	0	0	1	1	0	0	0	0	0	0	0	5-1	2-1	0	1.35	16
Apr 06	TEXAS		1.1	0	1	1	2	1	0	0	0	0	0	1	0	6-8	2-1	0	1.69	29
Apr 09	at UT Arlington		1.0	3	1	1	0	0	1	0	0	0	0	0	0	1-2	2-1	0	2.01	21
Apr 12	OKLAHOMA		0.2	0	0	0	0	1	0	0	0	0	0	0	0	5-7	2-1	0	1.96	8
Apr 14	OKLAHOMA		1.2	2	1	1	1	2	2	0	0	0	0	0	0	3-2	2-1	0	2.19	29
Apr 18	at Texas Tech		1.1	2	1	1	1	1	1	0	0	0	0	0	0	11-10	2-1	0	2.42	33
Apr 23	STEPHEN F. AUSTIN		2.0	2	0	0	1	2	0	0	0	0	0	0	0	10-0	2-1	0	2.25	36
Apr 27	at TCU		2.0	0	0	0	0	2	0	0	0	1	0	0	0	15-2	2-1	0	2.10	31
May 04	K-STATE		2.0	0	0	0	1	5	0	0	0	0	1	0	0	11-6	2-1	0	1.97	33
May 17	at Oklahoma State		1.0	0	0	0	0	0	0	0	0	0	0	0	0	4-5	2-1	0	1.91	9
May 23	vs Oklahoma State		1.2	0	0	0	1	3	0	0	0	1	0	0	0	0-5	2-1	0	1.82	21
May 24	vs TCU		1.0	0	0	0	0	2	0	0	0	0	0	0	0	2-5	2-1	0	1.77	14
Totals		0	35.2	22	7	7	15	35	5	1	1	2	0	2	0	159-94	2-1	0	1.77	-

CARUSO'S CAREER STATS

Season	ERA	W-L	APP-GS	CG	SHO	SV	IP	H	R	ER	BB	SO	2B	3B	HR	BF	B/AVG	WP	HBP	BK	SFA	SHA
2017	14.54	0-0	5-0	0	0	0	4.1	9	8	7	3	1	0	0	2	26	.450	1	2	0	1	0
2019	1.77	2-1	24-0	0	0	0	35.2	22	7	7	15	35	5	1	1	144	.175	2	2	0	0	1
CAREER	3.15	2-1	29-0	0	0	0	40	31	15	14	18	36	5	1	3	170	.212	3	4	0	1	1



2019 GAME-BY-GAME

#40 Dickens, Paul - 15 appearances (All games)

Date	Opponent	GS	IP	H	R	ER	BB	SO	2B	3B	HR	WP	BK	HBP	IBB	Score	W-L	Sv	ERA	NP
Feb 16	HOLY CROSS-2		3.2	4	3	3	3	4	2	1	0	1	0	0	0	8-5	0-0	0	7.36	78
Feb 23	CORNELL		3.1	2	0	0	1	3	1	0	0	0	0	0	0	10-3	1-0	0	3.86	51
Feb 26	DALLAS BAPTIST	*	3.0	2	2	2	0	4	1	1	0	0	0	0	0	10-4	1-0	0	4.50	50
Mar 02	vs Rice		3.0	5	2	2	1	5	0	1	1	1	0	0	0	3-6	1-0	0	4.85	59
Mar 09	NEBRASKA	*	5.0	5	1	1	1	7	0	0	0	0	0	0	0	0-2	1-1	0	4.00	83
Mar 15	CAL POLY	*	7.0	1	0	0	2	5	0	0	0	0	0	1	0	3-0	2-1	0	2.88	101
Mar 22	WEST VIRGINIA	*	6.0	6	5	5	2	9	2	0	1	0	0	0	0	6-5	2-1	0	3.77	101
Mar 30	at Kansas-1	*	6.0	2	2	2	2	12	0	0	1	0	0	0	0	8-2	3-1	0	3.65	97
Apr 06	TEXAS	*	5.2	7	4	4	2	5	0	0	1	0	0	0	0	6-8	3-1	0	4.01	93
Apr 13	OKLAHOMA	*	5.1	2	0	0	1	6	1	0	0	0	0	1	0	7-3	4-1	0	3.56	97
Apr 19	at Texas Tech	*	6.0	2	1	1	6	6	1	0	0	0	0	0	0	2-3	4-1	0	3.33	110
Apr 26	at TCU	*	4.2	6	3	3	3	7	2	0	1	0	0	1	0	6-3	4-1	0	3.53	101
May 03	K-STATE	*	5.0	4	3	0	1	5	2	0	1	0	0	0	0	4-3	4-1	0	3.25	77
May 16	at Oklahoma State	*	3.0	9	10	9	3	4	3	1	2	0	0	0	0	4-16	4-2	0	4.32	83
May 22	vs Oklahoma	*	6.1	6	1	1	2	6	1	0	1	0	0	0	0	8-2	5-2	0	4.07	114
Totals			12	73.0	63	37	33	30	91	16	4	9	2	0	3	85-65	5-2	0	4.07	-

40 — PAUL DICKENS

LHP • L/L • 6-5 • 225 • R-JR • TR
 FORT WORTH, TEXAS
 (NAVARRO JC/HOME SCHOOL)

SEASON HIGHS

Relief Innings: 3.2 (vs. Holy Cross 2/16)
 Starter Innings: 7.0 (vs. Cal Poly 3/15)
 Strikeouts as a Starter: 12 (at Kansas 3/30)
 Strikeouts in Relief: 5 (vs. Rice 3/2)
 Scoreless Appearance Streak: 1 appearance,
 2x (Feb. 23, March 15)
 Winning Streak: 1 game, 3x (Feb. 23, March
 15, March 30)

CAREER HIGHS

Relief Innings: 3.2 (vs. Holy Cross 2/16/19)
 Starter Innings: 7.0 (vs. Cal Poly 3/15/19)
 Strikeouts as a Starter: 12 (at Kansas 3/30/19)
 Strikeouts in Relief: 5 (vs. Rice 3/2/19)
 Scoreless Appearance Streak: 1 appearance,
 2x (2/23/19, 3/15/19)
 Winning Streak: 1 game, 3x (2/23/19, 3/15/19,
 3/30/19)

DICKENS FILE

12 strikeouts vs. Kansas on March 30, 2019
 are the most in school history since Logan
 Verrett tallied 14 against Louisiana Tech on
 March 11, 2011.

DICKENS' CAREER STATS																						
Season	ERA	W-L	APP-GS	CG	SHO	SV	IP	H	R	ER	BB	SO	2B	3B	HR	BF	B/AVG	WP	HBP	BK	SFA	SHA
2019	4.07	5-2	15-12	0	0	0	73.0	63	37	33	30	91	16	4	9	313	.228	2	3	0	3	1
CAREER	4.07	5-2	15-12	0	0	0	73	63	37	33	30	91	16	4	9	313	.228	2	3	0	3	1



9 — DAVION DOWNEY

OF • L/L • 6-0 • 200 • SO • 1L
BOWLING GREEN, KY
(WARREN EAST HS)

2019 SEASON HIGHS

Hits: 3 vs. DBU (2/26)
 Runs: 3 vs. DBU (2/26)
 Doubles: 1, 7x, last 3/26 vs. TSU
 Triples: 1 vs. TSU (3/26)
 Homers: 2 vs. DBU (2/26)
 RBI: 4 (VS. TSU, 3/26)
 Walks: 3 (2x, last 3/30 at Kansas)
 Steals: 1 (2x, last 3/9 vs. Nebraska)
 Hitting Streak: 8 (Feb. 15-Feb. 26)
 On-Base Streak: 10 games

CAREER HIGHS

Hits: 5 (4-27-18 at KSU)
 Runs: 3, 3x, last 2/26 vs. DBU
 Doubles: 2 (4-27-18 at KSU)
 Triples: 1 (2x, last 3/26/19 vs. TSU)
 Homers: 2 (vs. DBU 2/26/19)
 RBI: 4 (2x, last 3/26/19 vs. TSU)
 Walks: 3 (3x, last 3/30/19 at Kansas)
 Steals: 1 (3x, last 3/9/19 vs. Nebraska)
 Hitting Streak: 8 (Feb. 15-Feb. 26, 2019)
 On-Base Streak: 10 games

2019 GAME-BY-GAME

#9 Downey, Davion - 48 games (All games)

Date	Opponent	Pos	AB	R	H	RBI	2B	3B	HR	BB	SB	CS	HBP	SAC	SF	GDP	K	PO	A	E	Avg
Feb 15	HOLY CROSS	*of	1	2	1	0	0	0	0	2	0	0	2	0	0	0	0	2	0	0	1.000
Feb 16	HOLY CROSS-1	*of	5	1	2	1	1	0	0	0	0	0	1	0	0	0	0	2	0	0	.500
Feb 16	HOLY CROSS-2	*of	4	0	2	1	0	0	0	1	1	0	0	0	0	0	0	2	0	1	.500
Feb 17	HOLY CROSS	*of	3	2	2	2	1	0	1	0	0	0	0	1	0	0	0	1	0	0	.538
Feb 22	CORNELL	*of	5	2	1	1	0	0	0	1	0	0	0	0	0	0	1	1	0	0	.444
Feb 23	CORNELL	*of	3	1	1	1	1	0	0	0	0	0	1	0	1	0	0	1	4	0	.429
Feb 24	CORNELL	*of	3	1	1	2	1	0	0	0	0	0	2	0	0	0	1	0	0	0	.417
Feb 26	DALLAS BAPTIST	*of	3	3	3	2	0	0	2	0	0	0	2	0	0	0	0	0	2	0	.481
Mar 01	vs Texas A&M	*of	4	0	0	0	0	0	0	0	0	0	0	0	0	1	2	5	1	0	.419
Mar 02	vs Rice	*of	3	1	0	0	0	0	0	1	0	0	0	0	0	0	2	2	0	0	.382
Mar 03	vs Texas State	*of	5	0	1	1	0	0	0	0	0	0	0	0	0	0	1	2	0	0	.359
Mar 08	NEBRASKA	*of	4	0	0	0	0	0	0	0	0	0	0	0	0	0	2	2	0	0	.326
Mar 09	NEBRASKA	*of	3	0	0	0	0	0	0	0	1	0	1	0	0	0	1	1	1	0	.304
Mar 10	NEBRASKA	*of	5	1	2	1	0	0	0	0	0	0	0	0	0	0	0	1	0	0	.314
Mar 13	ABILENE CHRISTIAN	*of	3	0	0	0	0	0	0	1	0	0	0	0	0	0	0	1	0	0	.296
Mar 15	CAL POLY	*of	3	0	0	0	0	0	0	1	0	0	0	0	0	0	2	3	0	0	.281
Mar 16	CAL POLY	*of	3	0	1	0	0	0	0	1	0	0	0	0	0	0	0	1	0	0	.283
Mar 17	CAL POLY	*of	4	2	2	2	1	0	0	0	0	0	0	0	0	0	0	0	0	0	.297
Mar 19	at Sam Houston State	*of	1	1	0	1	0	0	0	3	0	0	0	0	1	0	0	1	0	0	.292
Mar 22	WEST VIRGINIA	*of	3	0	0	0	0	0	0	0	0	0	1	0	0	0	2	0	0	0	.279
Mar 26	TEXAS SOUTHERN	*of	3	2	2	4	1	1	0	1	0	0	1	0	0	0	1	1	0	0	.301
Mar 27	TEXAS SOUTHERN	*of	3	0	0	0	0	0	0	0	0	0	0	0	0	1	2	2	0	0	.289
Mar 30	at Kansas-1	*of	2	0	0	0	0	0	0	3	0	0	0	0	0	0	1	1	0	0	.282
Mar 30	at Kansas-2	*of	4	0	0	0	0	0	0	0	0	0	0	0	0	0	1	1	0	0	.268
Mar 31	at Kansas	ph/of	1	0	0	0	0	0	0	1	0	0	0	0	0	0	1	0	0	0	.265
Apr 02	at Dallas Baptist	*of	3	0	0	0	0	0	0	1	0	0	0	0	0	0	0	1	0	0	.256
Apr 05	TEXAS	*of	4	0	2	3	0	0	0	0	0	0	1	0	0	0	0	1	1	0	.267
Apr 06	TEXAS	*of	4	0	0	0	0	0	0	0	0	0	0	0	0	0	1	2	0	0	.255
Apr 09	at UT Arlington	*of	5	1	2	1	0	0	1	0	0	0	0	1	0	0	0	3	5	0	.263
Apr 13	OKLAHOMA	of	0	0	0	0	0	0	0	0	0	0	0	0	0	0	0	0	0	0	.263
Apr 14	OKLAHOMA	of	1	0	0	0	0	0	0	0	0	0	0	0	0	0	1	2	0	0	.260
Apr 16	SAM HOUSTON STAT	of	0	0	0	0	0	0	0	0	0	0	0	0	0	0	0	0	0	0	.260
Apr 18	at Texas Tech	of	1	0	0	0	0	0	0	0	0	0	0	0	0	0	1	0	0	0	.257
Apr 19	at Texas Tech	of	1	0	0	0	0	0	0	0	0	0	0	0	0	0	0	1	0	0	.255
Apr 20	at Texas Tech	of	0	1	0	0	0	0	0	0	0	0	1	0	0	0	0	0	0	0	.255
Apr 23	STEPHEN F. AUSTIN	*of	4	0	0	1	0	0	0	0	0	0	0	0	0	0	1	1	0	0	.245
Apr 26	at TCU	ph/of	1	1	1	0	0	0	0	0	0	0	0	0	0	0	0	1	0	0	.252
Apr 27	at TCU	*of	4	0	0	1	0	0	0	1	0	0	0	0	1	0	2	0	0	0	.243
Apr 28	at TCU	ph/of	2	1	1	1	0	0	0	1	0	0	0	0	0	0	0	3	0	0	.248
May 03	K-STATE	*of	3	0	1	0	0	0	0	0	0	0	1	0	0	0	0	4	0	0	.250
May 04	K-STATE	*of	4	2	1	0	1	0	0	1	0	0	0	0	0	0	0	0	0	0	.250
May 05	K-STATE	*of	3	1	2	0	0	0	0	1	0	0	0	0	0	0	0	5	0	1	.260
May 14	UT ARLINGTON	*of	3	1	1	1	0	0	0	1	0	0	0	0	0	0	2	1	0	0	.262
May 16	at Oklahoma State	*of	2	0	0	0	0	0	0	1	0	0	0	0	0	0	2	0	0	0	.258
May 17	at Oklahoma State	*of	4	0	0	0	0	0	0	0	0	0	0	0	0	0	1	2	0	0	.250
May 22	vs Oklahoma	*of	4	0	1	0	0	0	0	0	0	0	0	0	0	0	3	3	0	0	.250
May 23	vs Oklahoma State	*of	1	0	0	0	0	0	0	1	0	0	0	0	0	0	1	0	0	0	.248
Totals			39gs	137	29	34	27	8	1	4	26	2	0	14	2	3	2	42	74	3	.248

On base pct. .411 • Slugging pct. .409

Season	AVG.	GP-GS	AB	R	H	2B	3B	HR	RBI	SLG%	BB	HBP	SO	GDP	OB%	SF	SH	SB	PO	A	E	FLD%
2018	.274	55-53	179	31	49	10	1	4	33	.408	31	9	33	0	.399	4	5	1	117	2	2	.983
2019	.248	48-39	137	29	34	8	1	4	27	.409	26	14	42	2	.411	3	2	2	74	3	2	.975
CAREER	.263	103-92	316	60	83	18	2	8	60	.408	57	23	75	2	.404	7	7	3	191	5	4	.980



1 — COLE HARING

OF • R/R • 5-10 • 185 • SR • 1L

KATY, TEXAS

(KATY HS/MCLENNAN CC)

2019 SEASON HIGHS

- Hits: 4 (3/23 vs. West Virginia)
- Runs: 3 (2x, last 4/27 at TCU)
- Doubles: 1 (3x, last 4/16 vs. SHSU)
- Triples: 1 (4/9 at UT Arlington)
- Homers: 2 (3/23 vs. West Virginia)
- RBI: 5 (3/23 vs. West Virginia)
- Walks: 2 (3x, last 4/14 vs. OU)
- Steals: 2 (2/17 vs. Holy Cross)
- Hitting Streak: 9 (April 27- May 23)
- On-Base Streak: 10 games

CAREER STATS

- Hits: 4 (3/23/19 vs. West Virginia)
- Runs: 3 (2x, last 4/27/19 at TCU)
- Doubles: 1 (16x, last 4/16/19 vs. SHSU)
- Triples: 1 (3x, last 4/9/19 at UT Arlington)
- Homers: 2 (3x, 3-23-19 vs. West Virginia)
- RBI: 5 (2x, last 3-23-19 vs. West Virginia)
- Walks: 2 (5x, last 4/14/19 vs. OU)
- Steals: 2 (2/17/19 vs. Holy Cross)
- Hitting Streak: 8 (March 24-April 3, 2018)
- On-Base Streak: 11 (March 24-April 8, 2018)

HARING FILE

Connected on first-career grand slam in game one the doubleheader at Kansas, March 30. Bears won, 8-2.


2019 GAME-BY-GAME

#1 Haring, Cole - 45 games (All games)

Date	Opponent	Pos	AB	R	H	RBI	2B	3B	HR	BB	SB	CS	HBP	SAC	SF	GDP	K	PO	A	E	Avg	
Feb 15	HOLY CROSS	*of	4	2	1	2	0	0	0	0	0	0	0	0	0	0	1	2	0	0	.250	
Feb 16	HOLY CROSS-1	ph/of	3	0	2	1	0	0	0	0	0	0	0	0	0	0	1	0	0	0	.429	
Feb 16	HOLY CROSS-2	*of	3	2	1	0	0	0	0	2	0	0	0	0	0	0	0	0	0	0	.400	
Feb 17	HOLY CROSS	*of	3	1	1	1	0	0	0	0	2	0	1	0	0	0	0	2	0	0	.385	
Feb 22	CORNELL	*of/of	5	2	2	2	0	0	1	1	0	0	0	0	0	0	1	4	0	0	.389	
Feb 23	CORNELL	*of	4	0	0	1	0	0	0	0	0	0	0	0	1	0	0	0	0	0	.318	
Feb 24	CORNELL	*of	5	1	3	4	0	0	1	0	0	0	0	0	0	0	0	1	0	0	.370	
Feb 26	DALLAS BAPTIST	*of	5	1	2	0	0	0	0	0	0	1	0	0	0	0	1	2	0	0	.375	
Mar 01	vs Texas A&M	*of	1	0	0	0	0	0	0	0	0	0	0	0	0	0	1	1	0	0	.364	
Mar 15	CAL POLY	*of	3	0	0	0	0	0	0	0	0	0	0	0	0	0	1	1	0	0	.333	
Mar 16	CAL POLY	*of	4	1	2	0	1	0	0	0	1	0	0	0	0	0	1	2	1	0	.350	
Mar 17	CAL POLY	*of/of	4	1	1	2	0	0	1	0	0	0	0	0	0	0	0	3	0	0	.341	
Mar 19	at Sam Houston State	*of	4	1	1	0	0	0	0	1	1	0	0	0	0	0	1	1	0	0	.333	
Mar 22	WEST VIRGINIA	*of	3	0	0	0	0	0	0	0	0	1	1	0	0	0	1	1	0	0	.314	
Mar 23	WEST VIRGINIA	*of	5	2	4	5	0	0	2	0	0	0	0	0	0	0	1	1	0	0	.357	
Mar 24	WEST VIRGINIA	*of	3	0	0	0	0	0	0	1	0	0	0	0	0	0	1	1	0	0	.339	
Mar 26	TEXAS SOUTHERN	*of	4	1	1	1	0	0	0	1	0	0	0	0	0	0	1	2	0	0	.333	
Mar 27	TEXAS SOUTHERN	*of/of	4	1	3	1	0	0	0	1	0	1	0	0	0	0	0	2	0	0	.358	
Mar 30	at Kansas-1	*of	5	1	2	4	0	0	1	0	0	0	0	0	0	0	1	1	0	0	.361	
Mar 30	at Kansas-2	*of	4	0	0	0	0	0	0	0	0	0	0	0	0	0	1	2	0	0	.342	
Mar 31	at Kansas	*of/of	3	0	1	0	1	0	0	2	0	0	0	0	0	0	2	2	0	0	.342	
Apr 02	at Dallas Baptist	*of	3	1	0	0	0	0	0	1	0	0	0	0	0	0	1	1	0	0	.329	
Apr 05	TEXAS	*of	4	0	1	2	0	0	0	0	0	0	0	0	0	0	1	1	0	0	.326	
Apr 06	TEXAS	*of	4	0	1	0	0	0	0	0	0	0	0	0	0	0	2	2	0	0	.322	
Apr 09	at UT Arlington	*of	6	0	1	0	0	0	1	0	0	0	0	0	0	0	0	3	0	0	.312	
Apr 12	OKLAHOMA	*of	5	2	2	0	0	0	0	0	0	0	0	0	0	0	1	3	0	0	.317	
Apr 13	OKLAHOMA	*of	4	1	2	3	0	0	1	0	0	0	0	0	0	0	0	4	0	0	.324	
Apr 14	OKLAHOMA	*of/of	4	1	0	0	0	0	0	2	0	0	0	0	0	0	1	2	0	0	.312	
Apr 16	SAM HOUSTON STAT	*of/of	5	2	3	2	1	0	0	0	0	0	0	0	0	0	0	2	0	0	.325	
Apr 18	at Texas Tech	*of/of	5	3	3	2	0	0	1	0	0	0	0	0	0	0	1	0	0	0	.336	
Apr 19	at Texas Tech	*of/of	4	0	0	0	0	0	0	0	0	0	0	0	0	0	1	3	0	0	.325	
Apr 20	at Texas Tech	*of/of	3	0	1	0	0	0	0	0	0	0	0	0	0	1	0	2	0	0	.325	
Apr 23	STEPHEN F. AUSTIN	*of	4	2	2	1	0	0	0	1	0	0	0	0	0	0	0	3	0	0	.331	
Apr 26	at TCU	*of/of	4	0	0	0	0	0	0	0	0	0	0	1	0	1	1	4	0	0	.321	
Apr 27	at TCU	*of	5	3	3	2	0	0	1	1	0	0	0	0	0	0	1	5	0	0	.331	
Apr 28	at TCU	*of/of	5	1	3	3	0	0	0	0	0	0	0	0	0	0	1	2	0	0	.340	
May 03	K-STATE	*of	4	1	1	0	0	0	0	0	0	0	0	0	0	0	0	0	0	0	.338	
May 04	K-STATE	*of	5	1	1	1	0	0	0	0	0	0	0	0	0	1	0	1	0	0	.333	
May 05	K-STATE	*of	5	0	2	0	0	0	0	0	0	0	0	0	0	0	1	2	0	0	.335	
May 14	UT ARLINGTON	*of	3	1	1	0	0	0	0	1	1	0	1	0	0	0	0	1	0	0	.335	
May 16	at Oklahoma State	*of/of	4	1	3	0	0	0	0	0	0	0	0	0	0	0	0	3	0	0	.345	
May 17	at Oklahoma State	*of	4	1	1	0	0	0	0	0	1	0	0	0	0	0	2	6	0	0	.343	
May 22	vs Oklahoma	*of	4	2	1	1	0	0	1	0	0	0	0	0	0	0	2	0	0	0	.341	
May 23	vs Oklahoma State	*of/of	3	0	0	0	0	0	0	0	0	0	0	0	0	0	2	0	0	0	.335	
May 24	vs TCU	*of	4	0	1	0	1	0	0	0	0	0	0	0	0	0	2	3	1	0	.333	
Totals			44gs	180	40	60	41	4	1	10	15	6	3	3	1	1	3	35	88	2	0	.333

On base pct. .392 • Slugging pct. .533

HARING'S CAREER STATS																						
Season	AVG.	GP-GS	AB	R	H	2B	3B	HR	RBI	SLG%	BB	HBP	SO	GDP	OB%	SF	SH	SB	PO	A	E	FLD%
2018	.255	56-56	216	40	55	13	2	7	32	.431	17	5	62	1	.322	1	3	4	140	3	6	.960
2019	.333	45-44	180	40	60	4	1	10	41	.533	15	3	35	3	.392	1	1	6	88	2	0	1.000
CAREER	.290	101-100	396	80	115	17	3	17	73	.477	32	8	97	4	.354	2	4	10	228	5	6	.975



2019 GAME-BY-GAME

#8 Harper, Kyle - 13 games (All games)

Date	Opponent	Pos	AB	R	H	RBI	2B	3B	HR	BB	SB	CS	HBP	SAC	SF	GDP	K	PO	A	E	Avg
Feb 15	HOLY CROSS	c	0	0	0	0	0	0	0	0	0	0	0	0	0	0	0	3	0	0	.000
Feb 17	HOLY CROSS	*c	3	0	1	0	1	0	0	0	0	0	1	0	0	0	0	10	3	0	.333
Feb 22	CORNELL	*c	4	0	2	1	0	0	0	0	0	0	0	0	0	0	0	11	0	0	.429
Feb 23	CORNELL	*c	4	1	1	2	0	0	0	0	0	0	0	0	0	0	0	11	0	0	.364
Feb 24	CORNELL	*c	4	1	2	2	1	0	1	0	0	0	1	0	0	0	0	10	2	0	.400
Feb 26	DALLAS BAPTIST	*c	4	1	2	1	0	0	0	0	0	0	0	0	0	0	0	11	1	0	.421
Mar 01	vs Texas A&M	*c	3	1	2	0	0	0	0	0	0	0	0	0	0	1	0	5	2	0	.455
Mar 02	vs Rice	*of	3	0	0	0	0	0	0	0	0	0	0	0	0	0	0	1	1	1	.400
Mar 03	vs Texas State	*c	4	0	0	0	0	0	0	0	0	0	0	0	0	0	0	8	2	0	.345
Mar 08	NEBRASKA	*c	2	0	0	1	0	0	0	1	0	0	0	0	1	1	1	10	0	0	.323
Mar 17	CAL POLY	ph/of	1	0	0	0	0	0	0	0	0	0	0	0	0	0	1	1	0	0	.312
Apr 14	OKLAHOMA	*of	3	0	1	0	0	0	0	0	0	0	0	0	0	0	0	0	0	1	.314
Apr 27	at TCU	ph/c	1	0	1	0	0	0	0	0	0	0	0	0	0	0	0	0	0	0	.333
Totals			10gs	36	4	12	7	2	0	1	1	0	2	0	1	2	4	81	12	0	.333

On base pct. .375 • Slugging pct. .472

8 — KYLE HARPER

C/OF • R/R • 6-0 • 190 • RS-FR • RS

HOUSTON, TEXAS
(CYPRESS CREEK HS)


2019 SEASON HIGHS

- Hits: 2 (4x, last 3/1 vs. Texas A&M)
- Runs: 1 (4x, last 3/1 vs. Texas A&M)
- Doubles: 1 (2x, last 2/24 vs. Cornell)
- Triples: N/A
- Homers: 1 (2/24 vs. Cornell)
- RBI: 2 (2x, last 2/24 vs. Cornell)
- Walks: 1 (3/8 vs. Nebraska)
- Steals: N/A
- Hitting Streak: 6 (Feb. 17- March 1)
- On-Base Streak: 6 (Feb. 17- March 1)

CAREER STATS

- Hits: 2 (4x, last 3/1/19 vs. Texas A&M)
- Runs: 1 (4x, last 3/1/19 vs. Texas A&M)
- Doubles: 1 (2x, last 2/24 vs. Cornell)
- Triples: N/A
- Homers: 1 (2/24/19 vs. Cornell)
- RBI: 2 (2x, last 2/24/19 vs. Cornell)
- Walks: 1 (3/8/19 vs. Nebraska)
- Steals: N/A
- Hitting Streak: 6 (Feb. 17- March 1, 2019)
- On-Base Streak: 6 (Feb. 17- March 1, 2019)

HARPER'S CAREER STATS																						
Season	AVG.	GP-GS	AB	R	H	2B	3B	HR	RBI	SLG%	BB	HBP	SO	GDP	OB%	SF	SH	SB	PO	A	E	FLD%
2019	.333	13-10	36	4	12	2	0	1	7	.472	1	2	4	2	.375	1	0	0	81	12	0	1.000
CAREER	.333	13-10	36	4	12	2	0	1	7	.472	1	2	4	2	.375	1	0	0	81	12	0	1.000



15 — KYLE HILL

RHP • R/R • 5-11 • 195 • SR • 3L
CORPUS CHRISTI, TEXAS
CALALLEN HS

SEASON HIGHS

Relief Innings: 3.1 (4/18 atTTU)
 Starter Innings: N/A
 Strikeouts: 6 (4/18 atTTU)
 Scoreless Appearance Streak: 22 appearances (Feb. 15-pres)
 Winning Streak: 6 games (Feb. 16-pres)

CAREER HIGHS

Relief Innings: 5.1 (3-13-16 vs. NMSU)
 Starter Innings: 7.0 (4-3-16 vs. Kansas)
 Strikeouts: 7 (3-13-16 vs. NMSU)
 Scoreless Appearance Streak: 22 appearances (Feb. 15, 2019-pres)
 Winning Streak: 6 games (2/16/19-pres)

HILL FILE

2019 First Team All-American by Collegiate Baseball

2019 GAME-BY-GAME

#15 Hill, Kyle - 22 appearances (All games)

Date	Opponent	GS	IP	H	R	ER	BB	SO	2B	3B	HR	WP	BK	HBP	IBB	Score	W-L	Sv	ERA	NP
Feb 16	HOLY CROSS-1		1.0	0	0	0	2	1	0	0	0	0	0	0	0	8-5	1-0	0	0.00	27
Feb 16	HOLY CROSS-2		1.0	1	0	0	0	1	0	0	0	0	0	0	0	8-5	1-0	1	0.00	16
Feb 24	CORNELL		1.0	0	0	0	0	2	0	0	0	0	0	0	0	12-4	1-0	1	0.00	14
Feb 26	DALLAS BAPTIST		1.0	0	0	0	1	2	0	0	0	0	0	0	0	10-4	1-0	1	0.00	17
Mar 03	vs Texas State		1.1	0	0	0	0	2	0	0	0	0	0	0	0	5-4	2-0	1	0.00	17
Mar 10	NEBRASKA		1.0	0	0	0	0	1	0	0	0	0	0	0	0	10-3	2-0	1	0.00	13
Mar 13	ABILENE CHRISTIAN		1.0	1	0	0	0	1	0	0	0	0	0	0	0	6-3	2-0	2	0.00	18
Mar 15	CAL POLY		1.0	0	0	0	0	2	0	0	0	0	0	0	0	3-0	2-0	3	0.00	15
Mar 19	at Sam Houston State		0.2	0	0	0	0	1	0	0	0	0	0	0	0	7-8	2-0	3	0.00	8
Mar 22	WEST VIRGINIA		0.1	0	0	0	0	0	0	0	0	0	0	0	0	6-5	3-0	3	0.00	7
Mar 24	WEST VIRGINIA		1.0	0	0	0	0	0	0	0	0	0	0	0	0	10-4	3-0	4	0.00	9
Mar 27	TEXAS SOUTHERN		2.0	1	0	0	0	1	0	0	0	1	0	0	0	3-2	4-0	4	0.00	22
Mar 31	at Kansas		1.0	0	0	0	1	0	0	0	0	0	0	0	0	7-12	4-0	4	0.00	12
Apr 02	at Dallas Baptist		1.0	0	0	0	1	1	0	0	0	0	0	0	0	5-1	4-0	4	0.00	12
Apr 06	TEXAS		1.0	1	0	0	0	3	1	0	0	0	0	0	0	6-8	4-0	4	0.00	22
Apr 09	at UT Arlington		2.0	2	0	0	2	2	1	0	0	0	0	0	1	1-2	4-0	4	0.00	29
Apr 13	OKLAHOMA		0.2	0	0	0	0	0	0	0	0	0	0	0	0	7-3	4-0	5	0.00	4
Apr 14	OKLAHOMA		3.0	1	0	0	0	2	0	0	0	0	0	0	0	3-2	5-0	5	0.00	29
Apr 18	at Texas Tech		3.1	2	0	0	1	6	1	0	0	0	0	1	0	11-10	6-0	5	0.00	55
Apr 26	at TCU		1.1	1	0	0	1	1	0	0	0	0	0	0	0	6-3	6-0	6	0.00	27
May 03	K-STATE		1.2	0	0	0	1	4	0	0	0	0	0	0	0	4-3	6-0	7	0.00	30
May 24	vs TCU		1.0	0	0	0	0	1	0	0	0	0	0	0	0	2-5	6-0	7	0.00	16
Totals		0	28.1	10	0	0	9	35	3	0	0	1	0	1	1	140-96	6-0	7	0.00	-

HILL'S CAREER STATS																						
Season	ERA	W-L	APP-GS	CG	SHO	SV	IP	H	R	ER	BB	SO	2B	3B	HR	BF	B/AVG	WP	HBP	BK	SFA	SHA
2016	5.28	1-4	15-8	0	0	0	44.1	49	29	26	27	31	10	3	4	208	.283	3	0	2	2	6
2017	2.98	3-3	30-0	0	0	0	42.1	36	19	14	32	54	5	1	2	193	.235	5	1	1	3	4
2018	2.62	4-1	25-3	0	0	1	55.0	36	20	16	32	47	5	2	4	234	.185	0	1	2	1	5
2019	0.00	6-0	22-0	0	0	7	28.1	10	0	0	9	35	3	0	0	103	.111	1	1	0	1	2
CAREER	2.96	14-8	92-11	0	0	8	170	131	68	56	100	167	23	6	10	738	.214	9	3	5	7	17



2019 GAME-BY-GAME

#28 Kettler, Hayden - 10 appearances (All games)

Date	Opponent	GS	IP	H	R	ER	BB	SO	2B	3B	HR	WP	BK	HBP	IBB	Score	W-L	Sv	ERA	NP
Feb 15	HOLY CROSS	*	7.0	4	0	0	1	8	0	0	0	0	0	2	0	12-0	1-0	0	0.00	86
Feb 22	CORNELL	*	6.0	3	0	0	1	9	0	0	0	0	0	1	0	17-0	2-0	0	0.00	90
Mar 01	vs Texas A&M	*	4.0	4	5	5	3	1	0	0	2	1	0	0	0	2-5	2-1	0	2.65	70
Mar 08	NEBRASKA	*	4.1	6	7	6	3	5	1	0	2	1	0	2	0	4-12	2-2	0	4.64	100
Mar 31	at Kansas	*	2.0	2	0	0	3	1	2	0	0	0	0	0	0	7-12	2-2	0	4.24	53
Apr 12	OKLAHOMA		2.1	2	0	0	0	0	0	0	0	0	0	0	0	5-7	2-2	0	3.86	26
Apr 16	SAM HOUSTON STAT		2.0	4	1	1	1	2	2	0	0	0	0	0	0	9-6	2-2	0	3.90	38
Apr 20	at Texas Tech		1.1	4	3	3	0	1	0	0	2	0	0	0	0	3-13	2-2	0	4.66	24
May 05	K-STATE		2.0	1	0	0	0	1	0	0	0	0	0	0	0	3-10	2-2	0	4.35	20
May 14	UT ARLINGTON		3.0	3	2	2	0	2	1	0	1	0	0	0	0	12-2	2-2	0	4.50	32
Totals		5	34.0	33	18	17	12	30	6	0	7	2	0	5	0	74-67	2-2	0	4.50	-

28 — HAYDEN KETTLER

RHP • R/R • 6-2 • 190 • JR • 2L

COPPELL, TEXAS
(COPPELL HS)

SEASON HIGHS

- Relief Innings: 2.1 (4/12 vs. Oklahoma)
- Starter Innings: 7.0 (2/15 vs. Holy Cross)
- Strikeouts: 9 (2/22 vs. Cornell)
- Scoreless Appearance Streak: 2 appearances, 13.0 innings (Feb. 15-Feb. 22)
- Winning Streak: 2 games (Feb., 15-Feb. 22)

CAREER HIGHS

- Relief Innings: 3.2 (4-5-17 vs. Lamar)
- Starter Innings: 7.0 (4x, last 2-15-19 vs. Holy Cross)
- Strikeouts: 9 (2/22/19 vs. Cornell)
- Scoreless Appearance Streak: 3 (April 14-21, 2017)
- Winning Streak: 2 games (Feb., 15-Feb. 22, 2019)

KETTLER'S CAREER STATS																						
Season	ERA	W-L	APP-GS	CG	SHO	SV	IP	H	R	ER	BB	SO	2B	3B	HR	BF	B/AVG	WP	HBP	BK	SFA	SHA
2017	3.35	3-0	19-4	0	0	0	37.2	37	19	14	19	27	9	0	4	164	.266	1	3	0	1	1
2018	3.81	8-4	16-16	0	0	0	87.1	84	51	37	36	56	17	2	10	384	.254	5	10	0	3	4
2019	4.50	2-2	10-5	0	0	0	34.0	33	18	17	12	30	6	0	7	150	.250	2	5	0	0	1
CAREER	3.85	13-6	45-25	0	0	0	159	154	88	68	67	113	32	2	21	698	.256	8	18	0	4	6



23 — SHEA LANGELIERS

C • R/R • 6-0 • 190 • JR • 2L

KELLER, TEXAS

KELLER HS

SEASON HIGHS

Hits: 3 (6x, last 5/14 vs. UT Arlington)

Runs: 2 (4x, last 4/27 at TCU)

Doubles: 2 (5/14 vs. UT Arlington)

Triples: 1 (3/19 at SHSU)

Homers: 1 (7x, last 5/22 vs. Oklahoma)

RBI: 4 (2x, last 5/14 vs. UT Arlington)

Walks: 2 (2x, last 4/5 vs, Texas)

Steals: 1 (4x, last 4/28 at TCU)

Hitting Streak: 16 (April 9-May 14)

On-Base Streak: 16 (April 9- May 14)

CAREER HIGHS

Hits: 4 (2x, last 5-18-17 vs. KSU)

Runs: 4 (4-22-17 at TCU)

Doubles: 2 (6x, last 5-14-19 vs. UT Arlington)

Triples: 1 (5x, last 3/19/19 at SHSU)

Homers: 2 (2x, last 5-19-17 vs. KSU)

RBI: 4 (3x, 5-14-19 vs. UT Arlington, 4-23-19

vs. SFA, 4-2-17 at Washington)

Walks: 3 (4-9-17 at Texas Tech)

Steals: 1 (9x, last 4/28/19 at TCU)

Hitting Streak: 15 (4/9/19-pres)

On-Base Streak: 17 (April 18-May 25, 2017)

2019 GAME-BY-GAME


#23 Langeliers, Shea - 41 games (All games)

Date	Opponent	Pos	AB	R	H	RBI	2B	3B	HR	BB	SB	CS	HBP	SAC	SF	GDP	K	PO	A	E	Avg	
Feb 15	HOLY CROSS	*c	4	1	0	0	0	0	1	0	0	0	0	0	0	0	1	8	0	0	.000	
Feb 16	HOLY CROSS-1	*c	5	1	2	0	0	0	0	1	0	0	0	0	0	0	1	11	4	0	.222	
Feb 16	HOLY CROSS-2	*c	4	0	1	1	0	0	1	0	0	0	0	0	0	0	2	12	0	0	.231	
Mar 10	NEBRASKA	*dh	5	1	2	0	0	0	0	0	0	0	0	0	0	0	0	0	0	0	.278	
Mar 13	ABILENE CHRISTIAN	*c	3	0	0	0	0	0	0	1	0	1	0	0	0	1	1	7	1	0	.238	
Mar 15	CAL POLY	*c	3	1	1	2	1	0	0	1	1	0	0	0	0	0	0	11	0	0	.250	
Mar 16	CAL POLY	*c	4	0	0	0	0	0	0	0	0	0	0	0	0	1	1	3	1	0	.214	
Mar 17	CAL POLY	*c	5	1	1	1	0	0	0	0	0	0	0	0	0	0	0	7	0	0	.212	
Mar 19	at Sam Houston State	*c	3	2	2	1	1	1	1	0	0	1	0	0	0	0	0	7	0	0	.250	
Mar 22	WEST VIRGINIA	*c	4	1	3	0	1	0	0	0	0	0	0	0	0	0	0	12	2	0	.300	
Mar 23	WEST VIRGINIA	*c	5	1	2	1	1	0	0	0	0	0	0	0	0	0	1	3	2	0	.311	
Mar 24	WEST VIRGINIA	*c	5	0	1	2	1	0	0	0	0	0	0	0	0	0	0	8	2	0	.300	
Mar 26	TEXAS SOUTHERN	*c	3	2	0	1	0	0	0	2	0	0	0	0	0	0	1	10	4	0	.283	
Mar 27	TEXAS SOUTHERN	*c	5	1	1	0	0	0	0	0	1	0	0	0	0	0	0	9	3	0	.276	
Mar 30	at Kansas-1	*c	4	1	1	0	0	0	0	1	0	0	0	0	0	0	1	18	0	0	.274	
Mar 30	at Kansas-2	*c	5	0	0	0	0	0	0	0	0	0	0	0	0	0	3	8	0	0	.254	
Mar 31	at Kansas	*c	4	0	1	1	0	0	0	0	0	0	0	1	0	0	0	5	2	0	.254	
Apr 02	at Dallas Baptist	*c	4	1	2	1	0	0	1	0	0	0	0	0	0	0	0	6	3	0	.267	
Apr 05	TEXAS	*c	3	1	1	0	0	0	0	2	0	0	0	0	0	0	1	6	2	0	.269	
Apr 06	TEXAS	*c	4	0	0	0	0	0	0	0	0	0	0	0	0	0	1	10	1	0	.256	
Apr 09	at UT Arlington	*c	5	0	2	0	0	0	0	1	0	0	0	0	0	0	1	8	1	0	.264	
Apr 12	OKLAHOMA	*c	5	1	1	2	0	0	1	0	0	0	0	0	0	1	1	8	1	0	.261	
Apr 13	OKLAHOMA	*c	4	2	2	1	0	0	1	0	0	0	0	0	0	0	0	10	2	0	.271	
Apr 14	OKLAHOMA	*c	5	1	3	0	0	0	1	0	0	0	0	0	0	0	0	9	1	0	.287	
Apr 16	SAM HOUSTON STAT	*c	4	1	2	0	1	0	0	1	0	0	0	0	0	0	1	11	1	0	.295	
Apr 18	at Texas Tech	*c	5	1	1	0	0	0	0	0	1	0	0	0	0	1	1	8	0	0	.291	
Apr 19	at Texas Tech	*c	4	0	3	0	0	0	0	0	0	0	0	0	0	0	1	8	1	0	.307	
Apr 20	at Texas Tech	*c	3	0	2	0	0	0	0	0	0	0	0	0	0	0	0	7	0	0	.316	
Apr 23	STEPHEN F. AUSTIN	*c	4	1	3	4	0	0	1	0	0	1	0	0	0	0	0	5	1	0	.331	
Apr 26	at TCU	*c	5	0	1	1	0	0	0	0	0	0	0	0	0	0	1	14	1	0	.325	
Apr 27	at TCU	*c	5	2	2	3	0	0	1	0	0	0	0	0	0	0	0	4	0	0	.328	
Apr 28	at TCU	*c	5	1	1	1	0	0	0	0	1	0	0	0	0	0	1	4	1	0	.324	
May 03	K-STATE	*c	3	0	1	0	0	0	0	1	0	0	0	0	0	0	1	10	1	0	.324	
May 04	K-STATE	*c	4	2	1	0	0	0	0	0	0	0	1	0	0	0	1	8	1	0	.322	
May 05	K-STATE	*c	5	1	1	1	0	0	1	0	0	0	0	0	0	0	0	4	2	0	.318	
May 14	UT ARLINGTON	*c	5	0	3	4	2	0	0	0	0	0	0	0	0	0	0	10	0	0	.327	
May 16	at Oklahoma State	*c	4	0	0	0	0	0	0	0	0	0	0	0	0	0	1	8	0	0	.318	
May 17	at Oklahoma State	*c	4	0	0	0	0	0	0	0	0	0	0	0	0	0	0	5	0	0	.311	
May 22	vs Oklahoma	*c	3	2	2	2	0	0	1	2	0	0	0	0	0	0	0	9	0	0	.317	
May 23	vs Oklahoma State	*c	4	0	0	0	0	0	0	0	0	0	0	0	0	0	2	15	0	0	.310	
May 24	vs TCU	*c	3	0	0	1	0	0	0	0	0	0	0	0	1	0	1	9	2	0	.304	
Totals			41gs	171	30	52	31	8	1	7	17	4	2	2	1	1	4	27	335	43	0	.304

On base pct. .372 • Slugging pct. .485

LANGELIERS' CAREER STATS

Season	AVG.	GP-GS	AB	R	H	2B	3B	HR	RBI	SLG%	BB	HBP	SO	GDP	OB%	SF	SH	SB	PO	A	E	FLD%
2017	.313	55-55	211	43	66	14	2	10	38	.540	24	3	37	4	.388	2	3	1	390	54	4	.991
2018	.252	58-58	226	49	57	18	2	11	44	.496	35	2	45	8	.351	5	0	4	449	54	3	.994
2019	.304	41-41	171	30	52	8	1	7	31	.485	17	2	27	4	.372	1	1	4	335	43	0	1.000
CAREER	.288	154-154	608	122	175	40	5	28	113	.508	76	7	109	16	.369	8	4	9	1174	151	7	.995



19 — RYAN LECKICH

LHP • S/L • 5-10 • 190 • JR • 2L

PORT NECHES, TEXAS
(NECHES GROVES HS)

SEASON HIGHS

Relief Innings: 3.0 IP at OSU (5/17)
 Starter Innings: 0.2 IP vs. West Virginia (3/24)
 Strikeouts: 4 (2x, last 4/26 at TCU)
 Scoreless Appearance Streak: 9 games (4/9-5/14)
 Winning Streak: 4 games (2/17-pres)

CAREER HIGHS

Relief Innings: 4.2 (3-6-18 at UTA)
 Starter Innings: 5.0 (4-18-18 vs. UAPB)
 Strikeouts: 7 (4-18-18 vs. UAPB)
 Scoreless Appearance Streak: 9 games (4/9/19-5/14/19)
 Winning Streak: 4 games (2/17/19-pres)

LECKICH FILE


28 relief appearance on the year, tied for ninth on the single season relief appearance list in program history.

2019 GAME-BY-GAME

#10 Leckich, Ryan - 28 appearances (All games)

Date	Opponent	GS	IP	H	R	ER	BB	SO	2B	3B	HR	WP	BK	HBP	IBB	Score	W-L	Sv	ERA	NP
Feb 15	HOLY CROSS		1.0	0	0	0	0	1	0	0	0	0	0	0	0	12-0	0-0	0	0.00	19
Feb 17	HOLY CROSS		2.1	1	0	0	0	2	0	0	0	0	0	0	0	6-1	1-0	0	0.00	43
Feb 24	CORNELL		1.0	0	0	0	0	1	0	0	0	0	0	0	0	12-4	1-0	0	0.00	16
Feb 26	DALLAS BAPTIST		2.0	4	1	1	1	1	1	0	0	0	0	0	0	10-4	2-0	0	1.42	29
Mar 02	vs Rice		2.0	1	0	0	0	3	0	0	0	0	0	1	0	3-6	2-0	0	1.08	31
Mar 09	NEBRASKA		2.0	1	1	0	2	3	0	0	0	0	0	0	0	0-2	2-0	0	0.87	34
Mar 10	NEBRASKA		1.0	0	0	0	1	3	0	0	0	0	0	0	0	10-3	2-0	0	0.79	14
Mar 13	ABILENE CHRISTIAN		1.0	1	0	0	1	1	0	0	0	0	0	0	0	6-3	2-0	0	0.73	18
Mar 16	CAL POLY		2.0	1	0	0	0	1	0	0	0	0	0	0	0	1-3	2-0	0	0.83	22
Mar 19	at Sam Houston State		1.0	2	3	1	0	1	0	0	0	0	0	1	0	7-8	2-0	0	1.17	24
Mar 22	WEST VIRGINIA		2.0	2	0	0	0	2	0	0	0	0	0	0	0	6-5	2-0	0	1.04	20
Mar 24	WEST VIRGINIA	*	0.2	2	3	3	3	1	0	0	0	0	0	0	0	10-4	2-0	0	2.50	41
Mar 30	at Kansas-1		2.0	0	0	0	0	3	0	0	0	0	0	0	0	8-2	2-0	0	2.25	24
Mar 31	at Kansas		0.1	0	0	0	0	0	0	0	0	0	0	0	0	7-12	2-0	0	2.21	6
Apr 02	at Dallas Baptist		2.0	1	0	0	0	4	0	0	0	0	0	0	0	5-1	2-0	0	2.01	28
Apr 05	TEXAS		1.2	3	1	1	1	1	1	0	0	0	0	0	0	6-5	2-0	0	2.25	35
Apr 09	at UT Arlington		1.1	2	0	0	1	0	1	1	0	0	0	0	0	1-2	2-0	0	2.13	25
Apr 13	OKLAHOMA		2.0	2	0	0	1	2	1	0	0	1	0	0	0	7-3	2-0	0	1.98	40
Apr 14	OKLAHOMA		0.1	0	0	0	0	0	0	0	0	0	0	0	0	3-2	2-0	0	1.95	4
Apr 18	at Texas Tech		1.0	2	0	0	0	0	0	0	0	0	0	0	0	11-10	2-0	0	1.88	23
Apr 19	at Texas Tech		0.2	1	0	0	1	1	1	0	0	0	0	0	0	2-3	2-0	0	1.84	18
Apr 26	at TCU		2.0	2	0	0	0	4	1	0	0	0	0	0	0	6-3	3-0	0	1.72	32
Apr 28	at TCU		1.0	1	0	0	0	0	0	0	0	0	0	0	0	12-1	3-0	0	1.67	9
May 03	K-STATE		2.1	1	0	0	1	0	0	0	0	0	0	0	0	4-3	4-0	0	1.56	17
May 14	UT ARLINGTON		1.0	2	0	0	0	1	1	0	0	0	0	0	0	12-2	4-0	0	1.51	15
May 17	at Oklahoma State		3.0	3	1	1	1	3	0	0	1	0	0	0	0	4-5	4-1	0	1.63	46
May 22	vs Oklahoma		1.1	2	1	1	2	1	1	0	0	0	0	0	0	8-2	4-1	0	1.80	39
May 24	vs TCU		1.1	1	0	0	0	1	1	0	0	0	0	0	0	2-5	4-1	0	1.74	16
Totals			1	41.1	38	11	8	15	41	9	1	1	1	0	2	0 181-104	4-1	0	1.74	-

LECKICH'S CAREER STATS																						
Season	ERA	W-L	APP-GS	CG	SHO	SV	IP	H	R	ER	BB	SO	2B	3B	HR	BF	B/AVG	WP	HBP	BK	SFA	SHA
2017	4.50	0-0	7-0	0	0	0	8.0	10	5	4	2	4	3	0	0	38	.294	1	2	1	0	0
2018	5.62	3-2	20-3	0	0	0	32.0	35	21	20	13	28	8	1	3	143	.285	1	4	0	0	3
2019	1.74	4-1	28-1	0	0	0	41.1	38	11	8	15	41	9	1	1	174	.248	1	2	0	1	3
CAREER	3.54	7-3	55-4	0	0	0	81.1	83	37	32	30	73	20	2	4	355	.268	3	8	1	1	6



2 — NICK LOFTIN

INF • R/R • 6-1 • 165 • SO • 1L
CORPUS CHRISTI, TEXAS
W.B. RAY HS

SEASON HIGHS

HITTING

Hits: 3 (8x, 5/16 at OSU)
 Runs: 3 (2x, 5/14 vs. UT Arlington)
 Doubles: 2 (2x, last 5/16 at OSU)
 Triples: 1 (3x, last 5/24 vs. TCU)
 Homers: 2 (3/13 vs. ACU)
 RBI: 4 (3/30 at Kansas)
 Walks: 2 vs. Holy Cross 2-15
 Steals: 2 vs. Holy Cross 2-16 (2DH)
 Hitting Streak: 13 games
 On-Base Streak: 20 games

PITCHING

Relief Innings: 1.0 (3/17 vs. Cal Poly)
 Starter Innings: N/A
 Strikeouts: 1 (2x, last 3/17 vs. Cal Poly)
 Scoreless Appearance Streak: N/A
 Winning Streak: N/A

CAREER HIGHS

HITTING

Hits: 4 (4-27-18 at KSU)
 Runs: 4 (4-28-18 at KSU)
 Doubles: 2 (4x, last 5/16 at OSU)
 Triples: 1 (3x, last 5/24/19 vs. TCU)
 Homers: 2 (3/13/19 vs. ACU)
 RBI: 4 (2x, last 3-30-19 at Kansas)
 Walks: 2 vs. Holy Cross 2-15-19
 Steals: 2 vs. Holy Cross (2-16-19) (2 DH)
 Hitting Streak: 13 games (2019)
 On-Base Streak: 21 (April 8-May 19, 2018)

PITCHING

Relief Innings: 1.0 (4x, last 3/17/19 vs. Cal Poly)
 Starter Innings: N/A
 Strikeouts: 2 (4-2-18 vs. Texas State)
 Scoreless Appearance Streak: N/A
 Winning Streak: N/A

2019 GAME-BY-GAME

#2 Loftin, Nick - 50 games (All games)

Date	Opponent	Pos	AB	R	H	RBI	2B	3B	HR	BB	SB	CS	HBP	SAC	SF	GDP	K	PO	A	E	Av9
Feb 15	HOLY CROSS	*ss	3	2	0	0	0	0	0	2	0	0	0	0	0	0	0	1	2	0	.000
Feb 16	HOLY CROSS-1	*ss	6	1	3	0	1	0	0	0	0	0	0	0	0	0	0	4	5	0	.333
Feb 16	HOLY CROSS-2	*ss	4	1	2	1	0	0	0	1	2	0	0	0	0	0	0	1	0	1	.385
Feb 17	HOLY CROSS-2	*ss/p	5	1	2	0	0	0	0	0	0	0	0	0	0	0	0	0	1	0	.389
Feb 22	CORNELL	*ss	5	2	2	2	0	1	0	0	0	0	0	0	0	1	0	2	1	0	.391
Feb 23	CORNELL	*ss	4	1	2	3	0	0	0	1	1	0	0	0	0	0	1	0	2	1	.407
Feb 24	CORNELL	*ss	6	2	2	0	1	0	0	0	0	0	0	0	0	0	0	5	3	0	.394
Feb 26	DALLAS BAPTIST	*ss	5	0	0	0	0	0	0	0	0	0	0	0	0	0	1	1	3	1	.342
Mar 01	vs Texas A&M	*ss	4	0	0	0	0	0	0	0	0	0	0	0	0	0	2	0	1	0	.310
Mar 02	vs Rice	*ss	3	0	2	1	1	0	0	0	1	0	0	0	1	0	0	2	2	0	.333
Mar 03	vs Texas State	*ss	5	2	3	1	1	0	0	0	0	0	0	0	0	0	0	1	3	0	.360
Mar 08	NEBRASKA	*ss	4	0	2	0	2	0	0	0	0	0	0	0	0	0	1	1	3	0	.370
Mar 09	NEBRASKA	*ss	4	0	0	0	0	0	0	0	0	0	0	0	0	0	1	0	4	1	.345
Mar 10	NEBRASKA	*ss	4	0	1	0	0	0	0	0	1	0	0	0	0	0	0	2	3	0	.339
Mar 13	ABILENE CHRISTIAN	*ss	4	2	2	2	0	0	0	2	1	0	0	0	0	0	0	2	3	0	.348
Mar 15	CAL POLY	*ss	3	0	0	0	0	0	0	0	0	0	1	0	0	0	0	5	0	0	.333
Mar 16	CAL POLY	*ss	2	0	0	0	0	0	0	0	1	0	0	0	1	0	0	1	2	1	.324
Mar 17	CAL POLY	*ss/p	5	3	3	1	0	0	1	0	0	0	1	0	0	0	0	1	3	0	.342
Mar 19	at Sam Houston State	*ss	5	1	1	1	0	0	0	0	0	0	0	0	0	0	2	1	2	1	.333
Mar 22	WEST VIRGINIA	*ss	3	2	2	1	0	0	0	1	0	0	0	0	1	0	0	1	1	0	.345
Mar 23	WEST VIRGINIA	*ss	4	2	2	1	0	0	0	0	0	0	1	0	0	0	0	1	5	0	.352
Mar 24	WEST VIRGINIA	*ss	5	2	2	1	1	0	0	0	0	0	0	0	0	0	1	1	2	0	.355
Mar 26	TEXAS SOUTHERN	*ss	4	2	2	2	0	0	0	1	1	0	0	0	0	0	0	2	1	1	.361
Mar 27	TEXAS SOUTHERN	*ss	4	1	3	1	0	0	0	1	1	2	0	1	0	0	0	2	3	1	.376
Mar 30	at Kansas-1	*ss	5	1	2	0	0	0	0	1	0	0	0	0	0	0	0	2	0	2	.377
Mar 30	at Kansas-2	*ss	5	2	3	4	1	0	1	0	0	0	0	0	0	0	0	1	3	0	.387
Mar 31	at Kansas	*ss	5	1	3	2	1	0	1	0	0	0	0	0	0	0	0	3	3	2	.397
Apr 02	at Dallas Baptist	*ss	4	0	1	2	0	0	0	0	0	0	0	0	1	0	0	2	1	0	.392
Apr 05	TEXAS	*ss	5	1	1	0	0	0	0	0	0	0	0	0	0	0	0	3	4	0	.384
Apr 06	TEXAS	*ss	4	2	1	0	0	0	0	0	0	0	1	0	0	0	0	2	3	0	.380
Apr 09	at UT Arlington	*ss	6	0	0	0	0	0	0	0	0	0	1	0	0	1	0	0	4	0	.363
Apr 12	OKLAHOMA	*ss	5	0	1	1	0	0	0	0	0	0	0	0	0	0	0	1	1	1	.357
Apr 13	OKLAHOMA	*ss	5	0	1	0	0	0	0	0	0	0	0	0	0	0	0	3	1	0	.352
Apr 14	OKLAHOMA	*ss	6	0	0	0	0	0	0	0	0	0	0	0	0	0	1	3	5	1	.338
Apr 16	SAM HOUSTON STAT	*ss	5	1	1	0	1	0	0	0	0	0	0	0	0	0	0	0	1	0	.333
Apr 18	at Texas Tech	*ss	5	1	1	0	1	0	0	0	0	0	0	1	0	0	0	2	3	4	.329
Apr 19	at Texas Tech	*ss	5	1	0	0	0	0	0	0	0	0	0	0	0	0	0	1	2	0	.319
Apr 20	at Texas Tech	*ss	4	1	1	1	0	0	0	0	0	0	0	0	0	0	0	1	2	2	.318
Apr 26	at TCU	*ss	5	0	0	0	0	0	0	0	0	0	0	0	0	0	0	0	1	0	.309
Apr 27	at TCU	*ss	4	2	1	1	0	0	0	0	0	0	1	0	0	0	0	0	4	0	.307
Apr 28	at TCU	*ss	5	3	2	1	1	0	0	1	0	0	0	0	0	0	0	2	2	1	.310
May 03	K-STATE	*ss	4	1	1	2	0	0	1	0	0	0	0	0	0	0	0	0	0	0	.309
May 04	K-STATE	*ss	4	1	2	0	1	0	0	1	0	0	0	0	0	0	0	3	4	0	.312
May 05	K-STATE	*ss	3	0	2	2	1	0	0	1	0	0	0	0	0	0	0	0	1	2	.318
May 14	UT ARLINGTON	*ss	4	3	3	3	0	1	0	1	0	0	0	0	0	0	0	0	2	0	.327
May 16	at Oklahoma State	*ss	5	1	3	1	2	0	0	0	0	0	0	0	0	0	0	1	1	2	.333
May 17	at Oklahoma State	*ss	4	0	1	0	0	0	0	0	0	0	0	0	0	0	0	0	2	1	.332
May 22	vs Oklahoma	*ss	5	1	1	1	0	0	0	0	0	0	0	0	0	0	0	1	4	0	.329
May 23	vs Oklahoma State	*ss	4	0	1	0	0	0	0	0	0	0	0	0	0	0	0	1	3	0	.327
May 24	vs TCU	*ss	4	1	1	0	0	1	0	0	0	0	0	0	0	0	0	2	3	0	.326
Totals			221	51	72	39	16	3	6	15	6	2	7	2	4	4	16	71	120	12	.326

On base pct. .381 • Slugging pct. .507

#2 Loftin, Nick - 2 appearances (All games)

Date	Opponent	GS	IP	H	R	ER	BB	SO	2B	3B	HR	WP	BK	HBP	IBB	Score	W-L	Sv	ERA	NP
Feb 17	HOLY CROSS		1.0	1	0	0	0	1	0	0	0	0	0	0	0	6-1	0-0	0	0.00	18
Mar 17	CAL POLY		1.0	2	2	2	0	1	1	0	0	1	0	0	0	14-3	0-0	0	9.00	25
Totals		0	2.0	3	2	2	0	2	1	0	0	1	0	0	0	20-4	0-0	0	9.00	-

LOFTIN'S CAREER STATS

Hitting

Season	AVG.	GP-GS	AB	R	H	2B	3B	HR	RBI	SLG%	BB	HBP	SO	GDP	OB%	SF	SH	SB	PO	A	E	FLD%
2018	.306	55-53	222	52	68	12	0	6	36	.441	21	2	20	7	.370	1	8	5	91	78	12	.934
2019	.326	50-50	221	51	72	16	3	6	39	.507	15	7	16	4	.381	4	2	6	71	120	12	.941
CAREER	.316	105-103	443	103	140	28	3	12	75	.474	36	9	36	11	.375	5	10	11	162	198	24	.938

Pitching

Season	ERA	W-L	APP-GS	CG	SHO	SV	IP	H	R	ER	BB	SO	2B	3B	HR	BF	B/AVG	WP	HBP	BK	SFA	SHA
2018	0.00	0-0	2-0	0	0	0	2.0	0	0	0	0	3	0	0	0	6	.000	0	0	0	0	0
2019	9.00	0-0	2-0	0	0	0	2.0	3	2	2	0	2	1	0	0	9	.375	1	0	0	1	0



50 — MACK MUELLER

OF/1B • R/R • 6-3 • 225 • JR • TR
ABILENE, TEXAS
(CISCO COLLEGE/RICE/WYLIE HS)

SEASON HIGHS

Hits: 3 (2x, last 4/16 vs. SHSU)
 Runs: 2 (2x, last vs. Nebraska 3/10)
 Doubles: 2 (vs. SHSU, 4/16)
 Triples: N/A
 Homers: 1 (2x, last 4/18 at TTU)
 RBI: 5 (at TTU, 4/18)
 Walks: 2 (2x, vs. Oklahoma 4/12)
 Steals: N/A
 Hitting Streak: 2 games
 On-Base Streak: 5 games

CAREER HIGHS

Hits: 3 (2x, last 4/16/19 vs. SHSU)
 Runs: 2 (2x, last vs. Nebraska 3/10/19)
 Doubles: 2 (vs. SHSU 4/16/19)
 Triples: N/A
 Homers: 1 (2x, last 4/18 at TTU)
 RBI: 5 (at TTU, 4/18/19)
 Walks: 2 (2x, vs. Oklahoma 4/12/19)
 Steals: N/A
 Hitting Streak: 2 games
 On-Base Streak: 5 games

2019 GAME-BY-GAME

#50 Mueller, Mack - 23 games (All games)

Date	Opponent	Pos	AB	R	H	RBI	2B	3B	HR	BB	SB	CS	HBP	SAC	SF	GDP	K	PO	A	E	Avg
Feb 15	HOLY CROSS	*1b	1	0	0	1	0	0	0	2	0	0	0	0	1	0	0	5	0	0	.000
Feb 16	HOLY CROSS-1	*1b	3	0	0	0	0	0	0	0	0	0	0	0	0	0	1	3	1	1	.000
Feb 22	CORNELL	ph/of	1	1	1	1	0	0	1	0	0	0	0	0	0	0	0	1	0	0	.200
Feb 23	CORNELL	*dh	4	1	0	0	0	0	0	0	0	0	0	0	0	0	2	0	0	0	.111
Mar 03	vs Texas State	*of	0	0	0	0	0	0	0	0	0	0	0	0	0	0	0	1	0	0	.111
Mar 08	NEBRASKA	*of	3	2	2	1	1	0	0	0	0	0	1	0	0	0	1	1	0	0	.250
Mar 09	NEBRASKA	*of	3	0	0	0	0	0	0	0	0	0	0	0	0	0	1	1	0	0	.200
Mar 10	NEBRASKA	*of	5	2	3	3	0	0	0	0	0	0	0	0	0	0	2	2	0	0	.300
Mar 13	ABILENE CHRISTIAN	*of	2	1	1	0	1	0	0	1	0	0	1	0	0	0	1	2	0	0	.318
Mar 17	CAL POLY	ph/of	1	0	0	0	0	0	0	0	0	0	0	0	0	0	1	0	0	0	.304
Mar 23	WEST VIRGINIA	*of	5	1	1	0	0	0	0	0	0	0	0	0	0	0	1	1	0	0	.286
Mar 27	TEXAS SOUTHERN	ph/of	2	0	0	0	0	0	0	0	0	0	0	0	0	0	2	1	0	0	.267
Mar 31	at Kansas	*of	3	1	1	0	1	0	0	0	0	0	0	0	0	0	0	1	0	1	.273
Apr 12	OKLAHOMA	*of	1	1	0	0	0	0	0	2	0	0	1	0	0	0	1	3	0	0	.265
Apr 16	SAM HOUSTON STAT	*of	4	1	3	2	2	0	0	0	0	0	0	0	0	0	0	5	0	0	.316
Apr 18	at Texas Tech	*of	4	1	2	5	1	0	1	0	0	0	0	0	0	0	2	6	0	0	.333
Apr 19	at Texas Tech	*of	2	0	0	0	0	0	0	1	0	0	0	0	0	0	0	0	0	0	.318
Apr 20	at Texas Tech	*of	2	0	0	0	0	0	0	0	0	0	0	0	0	0	1	2	0	0	.304
Apr 26	at TCU	*of	3	0	1	0	0	0	0	0	0	0	0	0	0	0	1	1	0	0	.306
Apr 28	at TCU	*of	2	0	0	0	0	0	0	0	0	0	0	0	0	0	2	1	0	0	.294
May 05	K-STATE	ph	1	0	0	0	0	0	0	0	0	0	0	0	0	0	1	0	0	0	.288
May 16	at Oklahoma State	ph/of	1	0	0	0	0	0	0	0	0	0	0	0	0	0	1	0	0	0	.283
May 24	vs TCU	*of	3	0	1	0	0	0	0	0	0	0	0	0	0	0	1	1	0	0	.286
Totals			17gs	56	12	16	13	6	0	2	6	0	3	0	1	0	22	38	1	2	.286

On base pct. .379 • Slugging pct. .500

MUELLER'S CAREER STATS

Season	AVG.	GP-GS	AB	R	H	2B	3B	HR	RBI	SLG%	BB	HBP	SO	GDP	OB%	SF	SH	SB-ATT	PO	A	E	FLD%
2019	.286	23-17	56	12	16	6	0	2	13	.500	6	3	22	0	.379	1	0	0	38	1	2	.951
CAREER	.286	23-17	56	12	16	6	0	2	13	.500	6	3	22	0	.379	1	0	0	38	1	2	.951



2019 GAME-BY-GAME

#34 Needham, Anderson - 6 appearances (All games)

Date	Opponent	GS	IP	H	R	ER	BB	SO	2B	3B	HR	WP	BK	HBP	IBB	Score	W-L	Sv	ERA	NP
Feb 17	HOLY CROSS	*	4.2	2	1	1	4	6	0	0	0	1	0	0	0	6-1	0-0	0	1.93	81
Feb 24	CORNELL		4.0	4	2	2	3	6	1	0	0	0	0	0	0	12-4	1-0	0	3.12	71
Mar 03	vs Texas State		0.1	1	2	2	3	1	0	0	0	4	0	0	0	5-4	1-0	0	5.00	24
Mar 10	NEBRASKA	*	2.0	1	3	3	5	1	0	0	0	1	0	0	0	10-3	1-0	0	6.55	49
Mar 17	CAL POLY		1.0	1	0	0	0	1	0	0	0	0	0	0	0	14-3	1-0	0	6.00	16
Mar 26	TEXAS SOUTHERN	*	2.0	2	3	3	5	3	1	0	0	0	0	0	0	13-3	1-0	0	7.07	54
Totals			3	14.0	11	11	11	20	18	2	0	0	6	0	0	60-18	1-0	0	7.07	-

34 — ANDERSON NEEDHAM

RHP • R/R • 6-4 • 190 • FR • HS

HEATH, TEXAS
(ROCKWALL HEATH HS)

SEASON HIGHS

- Relief Innings: 4.0 vs. Cornell (2/24)
- Starter Innings: 4.2 vs. Holy Cross (2/17)
- Strikeouts: 6 (2x, last 2/24 vs. Cornell)
- Scoreless Appearance Streak: N/A
- Winning Streak: 1 game (Feb. 24)

CAREER HIGHS

- Relief Innings: 4.0 vs. Cornell (2/24/19)
- Starter Innings: 4.2 vs. Holy Cross (2/17/19)
- Strikeouts: 6 (2x, last 2/24/19 vs. Cornell)
- Scoreless Appearance Streak: N/A
- Winning Streak: 1 game (Feb. 24, 2019)

NEEDHAM'S CAREER STATS																						
Season	ERA	W-L	APP-GS	CG	SHO	SV	IP	H	R	ER	BB	SO	2B	3B	HR	BF	B/AVG	WP	HBP	BK	SFA	SHA
2019	7.07	1-0	6-3	0	0	0	14.0	11	11	11	20	18	2	0	0	68	.234	6	0	0	0	1
CAREER	7.07	1-0	6-3	0	0	0	14.0	11	11	11	20	18	2	0	0	68	.234	6	0	0	0	1



2019 GAME-BY-GAME

#20 Raguse, T.J. - 6 games (All games)

Date	Opponent	Pos	AB	R	H	RBI	2B	3B	HR	BB	SB	CS	HBP	SAC	SF	GDP	K	PO	A	E	Avg
Feb 16	HOLY CROSS-1	*dh	1	0	0	0	0	0	0	0	0	1	1	0	0	0	1	0	0	0	.000
Feb 22	CORNELL	ph	1	0	0	0	0	0	0	0	0	0	0	0	0	0	0	0	0	0	.000
Mar 03	vs Texas State	ph	1	0	0	0	0	0	0	0	0	0	0	0	0	0	1	0	0	0	.000
Mar 19	at Sam Houston State	*dh	1	0	0	0	0	0	0	0	0	0	0	0	0	0	0	1	0	0	.000
Apr 27	at TCU	ph	1	0	1	1	0	0	0	0	0	0	0	0	0	0	0	0	0	0	.200
May 05	K-STATE	ph	1	0	0	0	0	0	0	0	0	0	0	0	0	0	0	0	0	0	.167
Totals		2gs	6	0	1	1	0	0	0	0	0	1	1	0	0	0	3	0	0	0	.167

On base pct. .286 • Slugging pct. .167

20 — T.J. RAGUSE

OF • L/L • 6-1 • 205 • SR • 3L
 GEORGETOWN, TEXAS
 (GEORGETOWN HS)

SEASON HIGHS

Hits: 1, 4/27 at TCU
 Runs: N/A
 Doubles: N/A
 Triples: N/A
 Homers: N/A
 RBI: 1, 4/27 at TCU
 Walks: N/A
 Steals: N/A
 Hitting Streak: 1 game (4/27)
 On-Base Streak: 1 game (2x)

CAREER HIGHS

Hits: 4 (4-15-18 at Memphis)
 Runs: 3 (5x, last 4-27-18 at KSU)
 Doubles: 2 (5-14-16 vs. TCU)
 Triples: N/A
 Homers: 1 (3x, last 4-27-18 at KSU)
 Total Bases: 6 (4-27-18 at KSU)
 RBI: 3 (4x, last 5-19-17 vs. KSU)
 Walks: 3 (3x, last 4-17-18 vs. UAPB)
 Steals: 1 (8x, last 5-19-17 vs. KSU)
 Hitting Streak: 11 (April 18-May 13, 2018)
 On-Base Streak: 18 (April 7-May 13, 2018)

RAGUSE'S CAREER STATS																						
Season	AVG.	GP-GS	AB	R	H	2B	3B	HR	RBI	SLG%	BB	HBP	SO	GDP	OB%	SF	SH	SB-ATT	PO	A	E	FLD%
2016	.300	36-25	90	19	27	8	0	1	18	.422	19	1	19	1	.427	0	1	1	0	0	0	.000
2017	.266	49-48	169	26	45	5	0	1	23	.314	31	1	29	2	.377	3	3	7	80	6	5	.945
2018	.324	35-32	108	22	35	4	0	1	19	.389	10	1	12	1	.380	2	1	0	37	3	3	.930
2019	.167	6-2	6	0	1	0	0	0	1	.167	0	1	3	0	.286	0	0	0	0	0	0	.000
CAREER	.290	126-107	373	67	108	17	0	3	61	.359	60	4	63	4	.389	5	5	8	117	9	8	.940



25 — ANDY THOMAS

C/1B • L/R • 6-2 • 210 • JR • 2L
MURRIETA, CALIF.
(MURRIETA HS)

2019 SEASON HIGHS

- Hits: 5 vs. Cal Poly (3/17)
- Runs: 3 (vs. SFA 4/23)
- Doubles: 4 vs. Cal Poly (3/17)
- Triples: N/A
- Homers: 1 (3x, last 5/22 vs. Oklahoma)
- RBI: 4 vs. West Virginia (3/24)
- Walks: 2 (7x, last 5/4 vs. K-State)
- Steals: N/A
- Hitting Streak: 16 games (4/5- 5/4)
- On-Base Streak: 16 games (4/5-5/4)

CAREER HIGHS

- Hits: 5 (3-17-19 vs. Cal Poly)
- Runs: 3 (3x, last 4-23-19 vs. SFA)
- Doubles: 4 (3-17-19 vs. Cal Poly)
- Triples: 1 (2x, last 5-10-17 vs. PVAMU)
- Homers: 1 (4x, last 5-22-19 vs. Oklahoma)
- RBI: 4 (2x, last 3/24/19 vs. West Virginia)
- Walks: 4 (3-26-18 vs. PVAMU)
- Steals: 1 (4x, last 5-26-18 vs. OU)
- Hitting Streak: 16 games (4/5/19- 5/4/19)
- On-Base Streak: 20 (April 2-May 17, 2018)

2018 GAME-BY-GAME

#25 Thomas, Andy - 44 games (All games)

Date	Opponent	Pos	AB	R	H	RBI	2B	3B	HR	BB	SB	CS	HBP	SAC	SF	GDP	K	PO	A	E	Avg
Feb 26	DALLAS BAPTIST	*dh	1	0	0	1	0	0	0	2	0	0	0	0	1	0	0	0	0	0	.000
Mar 01	vs Texas A&M	*dh	3	0	0	0	0	0	0	0	0	0	0	0	0	0	3	0	0	0	.000
Mar 02	vs Rice	*c	4	0	0	0	0	0	0	0	0	0	0	0	0	0	2	14	0	0	.000
Mar 03	vs Texas State	*dh	2	0	1	1	0	0	0	2	0	0	0	0	0	0	0	0	0	0	.100
Mar 08	NEBRASKA	*dh	4	0	1	0	0	0	0	0	0	0	0	0	0	1	1	0	0	0	.143
Mar 09	NEBRASKA	*c	3	0	0	0	0	0	0	0	0	0	0	0	0	0	0	12	0	0	.118
Mar 10	NEBRASKA	*c	5	0	3	3	3	0	0	0	0	0	0	0	0	0	0	10	1	0	.227
Mar 13	ABILENE CHRISTIAN	*dh	2	1	1	1	0	0	0	2	0	0	0	0	0	0	1	0	0	0	.250
Mar 15	CAL POLY	*dh	4	0	1	1	1	0	0	0	0	0	0	0	0	0	2	0	0	0	.250
Mar 16	CAL POLY	*dh	3	0	1	0	0	0	0	1	0	0	0	0	0	0	1	0	0	0	.258
Mar 17	CAL POLY	*dh	5	2	5	1	4	0	0	0	0	0	0	0	0	0	0	0	0	0	.361
Mar 19	at Sam Houston State	*1b	4	1	1	0	0	0	0	1	0	0	0	0	0	0	0	9	0	1	.350
Mar 22	WEST VIRGINIA	*dh	3	0	0	1	0	0	0	1	0	0	0	0	0	0	1	0	0	0	.326
Mar 23	WEST VIRGINIA	*dh	4	1	1	0	0	0	0	1	0	0	0	0	0	0	0	0	0	0	.319
Mar 24	WEST VIRGINIA	*dh	3	2	1	1	4	0	0	1	2	0	0	0	0	0	0	0	0	0	.320
Mar 26	TEXAS SOUTHERN	*dh	3	2	1	1	1	0	0	2	0	0	0	0	0	0	1	0	0	0	.321
Mar 27	TEXAS SOUTHERN	*dh	4	0	2	0	0	0	0	0	0	0	0	0	0	0	0	0	0	0	.333
Mar 30	at Kansas-1	*dh	4	1	1	1	0	0	0	0	0	0	0	0	1	0	2	0	0	0	.328
Mar 30	at Kansas-2	*dh	5	0	3	1	2	0	0	0	0	0	0	0	0	0	1	0	0	0	.348
Mar 31	at Kansas	*dh	5	0	2	1	0	0	0	0	0	0	0	0	0	0	2	0	0	0	.352
Apr 02	at Dallas Baptist	*dh	5	0	0	0	0	0	0	0	0	0	0	0	0	0	0	2	0	0	.329
Apr 05	TEXAS	*dh	4	1	1	0	0	0	0	1	0	0	0	0	0	0	1	0	0	0	.325
Apr 06	TEXAS	*dh	4	0	3	1	1	0	0	0	0	0	0	0	0	0	0	0	0	0	.345
Apr 09	at UT Arlington	*dh	7	0	1	0	0	0	0	0	0	0	0	0	0	0	1	0	0	0	.330
Apr 12	OKLAHOMA	*dh	3	1	2	0	1	0	0	2	0	0	0	0	0	0	0	0	0	0	.340
Apr 13	OKLAHOMA	*dh	4	1	1	0	1	0	0	0	0	0	0	0	0	0	1	0	0	0	.337
Apr 14	OKLAHOMA	*dh	4	0	1	0	0	0	0	1	0	0	0	1	0	0	1	0	0	0	.333
Apr 16	SAM HOUSTON STAT	*dh	5	1	2	0	0	0	0	0	0	0	0	0	0	0	0	0	0	0	.336
Apr 18	at Texas Tech	*dh	4	2	2	0	0	0	0	0	0	0	1	0	0	0	0	0	0	0	.342
Apr 19	at Texas Tech	*dh	5	1	2	0	1	0	0	0	0	0	0	0	0	0	1	0	0	0	.345
Apr 20	at Texas Tech	*dh	3	0	1	0	0	0	0	0	0	0	0	0	0	0	0	0	0	0	.345
Apr 23	STEPHEN F. AUSTIN	*dh	4	3	4	1	2	0	0	0	0	0	0	0	0	0	0	0	0	0	.366
Apr 26	at TCU	*dh	5	1	1	0	0	0	0	0	0	0	0	0	0	0	0	0	0	0	.359
Apr 27	at TCU	*dh	5	2	1	0	1	0	0	0	0	0	0	0	0	0	0	0	0	0	.353
Apr 28	at TCU	*dh	3	1	1	0	1	0	0	2	0	0	0	0	0	0	1	0	0	0	.353
May 03	K-STATE	*dh	4	0	1	1	0	0	0	0	1	0	0	0	0	0	1	0	0	0	.350
May 04	K-STATE	*dh	3	2	3	3	0	0	1	2	0	0	0	0	0	0	0	0	0	0	.364
May 05	K-STATE	*dh	5	0	0	0	0	0	0	0	0	0	0	0	0	0	0	1	0	0	.351
May 14	UT ARLINGTON	*dh	5	0	1	2	0	0	0	0	0	0	0	0	0	0	0	1	0	0	.346
May 16	at Oklahoma State	*dh/c	4	0	0	0	0	0	0	0	0	0	0	0	0	0	0	1	0	0	.338
May 17	at Oklahoma State	*dh	4	1	2	0	0	0	0	0	0	0	0	0	0	0	0	0	0	0	.342
May 22	vs Oklahoma State	*dh	4	1	2	3	0	0	1	1	0	0	0	0	0	0	0	0	0	0	.345
May 23	vs Oklahoma State	*dh	4	0	0	0	0	0	0	0	0	0	0	0	0	0	1	0	0	0	.337
May 24	vs TCU	*dh	3	0	0	0	0	0	0	1	0	0	0	0	0	0	2	0	0	0	.331
Totals			44gs	172	28	57	28	19	0	3	24	1	0	1	1	2	3	30	45	1	.331

On base pct. .412 • Slugging pct. .494

THOMAS' CAREER STATS																						
Season	AVG.	GP-GS	AB	R	H	2B	3B	HR	RBI	SLG%	BB	HBP	SO	GDP	OB%	SF	SH	SB	PO	A	E	FLD%
2017	.450	14.4	20	7	9	1	2	1	8	.850	5	1	1	0	.577	0	0	0	46	3	3	.942
2018	.324	58-58	216	35	70	10	0	1	34	.384	41	2	30	9	.435	1	3	4	428	42	5	.989
2019	.331	44-44	172	28	57	19	0	3	28	.494	24	1	30	3	.412	2	1	1	45	1	1	.979
CAREER	.333	116-106	408	70	136	30	2	5	70	.453	70	4	61	12	.433	3	4	5	519	46	9	.984



2019 GAME-BY-GAME

#16 Thomas, Tyler - 13 appearances (All games)

Date	Opponent	GS	IP	H	R	ER	BB	SO	2B	3B	HR	WP	BK	HBP	IBB	Score	W-L	Sv	ERA	NP
Feb 16	HOLY CROSS-1	*	3.0	5	3	2	3	6	0	0	0	0	0	2	0	8-5	0-0	0	6.00	80
Feb 23	CORNELL	*	3.2	3	3	2	5	5	1	0	0	1	0	1	0	10-3	0-0	0	5.40	73
Mar 02	vs Rice	*	2.0	2	3	3	4	2	1	0	1	0	0	0	0	3-6	0-1	0	7.27	56
Mar 17	CAL POLY	*	2.0	2	1	1	1	3	0	0	0	0	0	0	0	14-3	0-1	0	6.75	46
Mar 27	TEXAS SOUTHERN	*	1.0	1	0	0	4	0	0	0	0	0	0	0	0	3-2	0-1	0	6.17	41
Mar 31	at Kansas	*	1.2	4	5	5	2	3	2	0	0	0	0	1	1	7-12	0-1	0	8.78	44
Apr 09	at UT Arlington	*	2.0	1	0	0	0	2	0	0	0	1	0	0	0	1-2	0-1	0	7.63	24
Apr 12	OKLAHOMA	*	3.0	1	2	1	3	4	1	0	0	0	0	0	0	5-7	0-1	0	6.87	74
Apr 16	SAM HOUSTON STAT	*	0.1	4	3	3	0	0	1	0	2	0	0	0	0	9-6	0-1	0	8.20	19
Apr 23	STEPHEN F. AUSTIN	*	2.0	0	0	0	0	3	0	0	0	0	0	0	0	10-0	0-1	0	7.40	28
May 05	K-STATE	*	3.1	3	0	0	2	3	0	0	0	0	0	0	0	3-10	0-1	0	6.38	55
May 14	UT ARLINGTON	*	2.0	1	0	0	1	6	0	0	0	0	0	0	0	12-2	1-1	0	5.88	47
May 23	vs Oklahoma State	*	2.0	1	0	0	0	5	0	0	0	0	0	0	0	0-5	1-1	0	5.46	29
Totals		6	28.0	28	20	17	25	42	6	0	3	2	0	4	1	85-63	1-1	0	5.46	-

16 – TYLER THOMAS

LHP • L/L • 6-1 • 170 • SO • 1L

KELLER, TEXAS
(KELLER HS)

SEASON HIGHS

- Relief Innings: 3.1 (5/5 vs. K-State)
- Starter Innings: 3.2 (2/23 vs. Cornell)
- Strikeouts: 6 (2/16 vs. Holy Cross)
- Scoreless Appearance Streak: N/A
- Winning Streak: N/A

CAREER HIGHS

- Relief Innings: 3.1 (5/5/19 vs. K-State)
- Starter Innings: 5.0 (3x, last 5-13-18 vs. OSU)
- Strikeouts: 7 (5-13-18 vs. OSU)
- Scoreless Appearance Streak: N/A
- Winning Streak: N/A

THOMAS' CAREER STATS																						
Season	ERA	W-L	APP-GS	CG	SHO	SV	IP	H	R	ER	BB	SO	2B	3B	HR	BF	B/AVG	WP	HBP	BK	SFA	SHA
2018	3.38	3-3	16-14	0	0	0	53.1	38	25	20	55	59	5	3	1	247	.209	6	5	0	4	1
2019	5.46	1-1	13-6	0	0	0	28.0	28	20	17	25	42	6	0	3	139	.262	2	4	0	0	3
CAREER	4.09	4-4	29-20	0	0	0	81.1	66	45	37	80	101	11	3	4	386	.228	8	9	0	4	4



2019 GAME-BY-GAME

#45 Weaver, Cole - 15 games (All games)

Date	Opponent	Pos	AB	R	H	RBI	2B	3B	HR	BB	SB	CS	HBP	SAC	SF	GDP	K	PO	A	E	Avg
Feb 15	HOLY CROSS	*dh	2	0	0	0	0	0	0	0	0	0	1	1	0	0	1	0	0	0	.000
Feb 16	HOLY CROSS-1	*of	1	0	0	0	0	0	0	0	0	0	0	0	0	0	0	1	0	0	.000
Feb 23	CORNELL	ph	1	0	0	0	0	0	0	0	0	0	0	0	0	0	0	0	0	0	.000
Feb 24	CORNELL	ph/2b	1	1	1	0	0	0	0	0	0	0	0	0	0	0	0	0	0	0	.200
Mar 17	CAL POLY	3b	0	0	0	0	0	0	0	0	0	0	0	0	0	0	0	0	0	0	.200
Mar 27	TEXAS SOUTHERN	pr	0	0	0	0	0	0	0	0	0	0	0	0	0	0	0	0	0	0	.200
Apr 27	at TCU	*3b	5	1	3	3	0	1	0	0	0	0	0	0	0	0	0	3	3	0	.400
Apr 28	at TCU	*3b	1	2	0	0	0	0	0	3	0	0	0	1	0	0	0	1	1	0	.364
May 03	K-STATE	*3b	2	1	1	1	0	0	0	1	0	0	0	0	0	0	1	3	4	0	.385
May 04	K-STATE	*3b	3	0	1	1	0	0	0	0	0	0	1	0	0	0	0	0	0	1	.375
May 05	K-STATE	*3b	2	0	0	0	0	0	0	2	0	0	0	0	0	1	0	0	1	0	.333
May 14	UT ARLINGTON	*3b	3	1	2	0	1	0	0	0	0	0	0	0	0	0	0	0	0	0	.381
May 17	at Oklahoma State	*3b	3	1	1	0	0	0	0	1	0	0	0	0	0	0	1	3	1	0	.375
May 23	vs Oklahoma State	ph/of	1	0	0	0	0	0	0	0	0	0	0	0	0	0	1	0	0	0	.360
May 24	vs TCU	ph	1	0	0	0	0	0	0	0	0	0	0	0	0	0	0	0	0	0	.346
Totals		9gs	26	7	9	5	1	1	0	6	1	0	3	2	0	1	4	11	11	1	.346

On base pct. .514 • Slugging pct. .462

45 — COLE WEAVER

INF/OF • L/R • 5-10 • 170 • SR • 2L

CARLSBAD, CALIF.

(SANTA FE CHRISTIAN HS/SAINT JOHN'S)

SEASON HIGHS

Hits: 3 (4/27 atTCU)

Runs: 2 (4/28 at TCU)

Doubles: N/A

Triples: 1 (4/27 atTCU)

Homers: N/A

RBI: 3 (4/27 atTCU)

Walks: 3 (4/28 atTCU)

Steals: N/A

Hitting Streak: 2 games

On-Base Streak: 8 games

CAREER HIGHS

Hits: 3 (4-27-19 vs. TCU)

Runs: 2 (4-29-19 vs. TCU)

Doubles: N/A

Triples: 1 (4-27-19 atTCU)

Homers: N/A

RBI: 3 (4-27-19 atTCU)

Walks: 3 (4-28-19 vs. TCU)

Steals: N/A

Hitting Streak: 2 games (2019)

On-Base Streak: 8 games (2019)

WEAVER'S CAREER STATS																						
Season	AVG.	GP-GS	AB	R	H	2B	3B	HR	RBI	SLG%	BB	HBP	SO	GDP	OB%	SF	SH	SB	PO	A	E	FLD%
2017	.500	6-0	4	3	2	0	0	0	2	.500	0	0	0	0	.500	0	0	0	2	3	1	.833
2018	.182	11-1	11	1	2	0	0	0	0	.182	1	0	2	0	.250	0	0	0	4	0	0	1.000
2019	.346	15-9	26	7	9	1	1	0	5	.462	6	3	4	1	.514	0	2	1	11	11	1	.957
CAREER	.317	32-10	41	11	13	1	1	0	7	.390	7	3	6	1	.451	0	2	1	17	14	2	.939



37 — CHASE WEHSENER

INF • R/L • 6-1 • 185 • RFR • RS
SAN DIEGO, CALIF.
(CHRISTIAN HS)

SEASON HIGHS

Hits: 3 (4x, last 4/2 at DBU)
 Runs: 3 (at Kansas 3/30)
 Doubles: 1(4x, last 4/16 vs. SHSU)
 Triples: 1 (3/30 at Kansas)
 Homers: N/A
 RBI: 5 (2/22 vs. Cornell)
 Walks: 3 (3/10 vs. Nebraska)
 Steals: 1 (4/2 at DBU)
 Hitting Streak: 9 games (3/26-4/12)
 On-Base Streak: 9 games (3/26-4/12)

CAREER HIGHS

Hits: 3 (3x, last 4/2/19 at DBU)
 Runs: 3 (3/30/19 at Kansas)
 Doubles: 1(4x, last 4/16/19 vs. SHSU)
 Triples: 1 (3/30/19 at Kansas)
 Homers: N/A
 RBI: 5 (2/22/19 vs. Cornell)
 Walks: 3 (3/10/19 vs. Nebraska)
 Steals: 1(4/2/19 at DBU)
 Hitting Streak: 9 games (3/26/19-4/12/19)
 On-Base Streak: 9 games (3/26/19-4/12/19)

2019 GAME-BY-GAME

#37 Wehsener, Chase - 50 games (All games)

Date	Opponent	Pos	AB	R	H	RBI	2B	3B	HR	BB	SB	CS	HBP	SAC	SF	GDP	K	PO	A	E	Avg	
Feb 15	HOLY CROSS	ph/1b	1	0	0	0	0	0	0	0	0	0	0	0	0	0	0	1	0	0	.000	
Feb 16	HOLY CROSS-1	1b	2	1	0	0	0	0	0	1	0	0	0	0	0	0	0	6	0	0	.000	
Feb 16	HOLY CROSS-2	*1b	5	1	1	0	0	0	0	0	0	0	0	0	0	0	1	5	0	0	.125	
Feb 17	HOLY CROSS	*1b	4	0	0	0	0	0	0	0	0	0	0	0	0	0	2	13	0	0	.083	
Feb 22	CORNELL	*1b	4	1	3	5	0	0	0	1	0	0	0	0	0	0	0	6	0	0	.250	
Feb 23	CORNELL	*1b	4	2	2	0	0	0	0	0	0	0	0	0	0	0	1	6	0	0	.300	
Feb 24	CORNELL	*1b	5	2	2	0	0	0	0	0	0	0	0	0	0	0	0	7	0	0	.320	
Feb 26	DALLAS BAPTIST	*1b	4	1	2	1	0	0	0	0	0	0	0	0	0	0	1	7	2	0	.345	
Mar 01	vs Texas A&M	*1b	3	0	0	0	0	0	0	0	0	0	0	0	0	0	0	8	0	0	.312	
Mar 02	vs Rice	*1b	4	1	1	0	0	0	0	0	0	0	0	0	0	0	1	3	1	0	.306	
Mar 03	vs Texas State	*1b	3	0	0	0	0	0	0	0	0	0	1	0	0	0	1	9	0	0	.282	
Mar 08	NEBRASKA	*1b	4	1	2	0	1	0	0	0	0	0	0	0	0	0	0	7	1	0	.302	
Mar 09	NEBRASKA	*1b	3	0	0	0	0	0	0	0	0	0	0	0	0	0	1	6	0	0	.283	
Mar 10	NEBRASKA	*1b	2	1	0	0	0	0	0	3	0	0	0	0	0	0	0	8	1	0	.271	
Mar 13	ABILENE CHRISTIAN	*1b	3	0	1	1	1	0	0	0	0	0	1	0	0	0	0	11	0	0	.275	
Mar 15	CAL POLY	*1b	3	0	0	0	0	0	0	0	0	0	0	0	0	0	1	6	1	0	.259	
Mar 16	CAL POLY	*1b	2	0	0	0	0	0	0	1	0	0	0	0	0	0	1	14	2	0	.250	
Mar 17	CAL POLY	*1b	4	0	1	1	0	0	0	0	0	0	0	0	0	0	0	8	0	0	.250	
Mar 22	WEST VIRGINIA	*1b	4	1	1	0	0	0	0	0	0	0	0	0	0	0	1	4	0	0	.250	
Mar 23	WEST VIRGINIA	*1b	4	1	3	1	0	0	0	0	0	0	0	0	0	0	0	15	0	0	.279	
Mar 24	WEST VIRGINIA	*1b	4	0	0	0	0	0	0	0	0	0	0	0	0	0	1	8	0	0	.264	
Mar 26	TEXAS SOUTHERN	*1b	4	0	1	1	0	0	0	1	0	0	0	0	0	0	0	5	0	0	.263	
Mar 30	at Kansas-1	*1b	4	1	2	0	0	0	0	0	0	1	1	0	0	0	0	2	1	0	.277	
Mar 30	at Kansas-2	*1b	4	3	3	0	1	1	0	0	0	0	0	0	0	0	0	6	1	0	.299	
Mar 31	at Kansas	*1b	5	1	1	0	0	0	0	0	0	0	0	0	0	0	3	9	1	0	.293	
Apr 02	at Dallas Baptist	*1b	3	1	3	0	0	0	0	1	1	0	0	0	0	0	0	10	1	0	.316	
Apr 05	TEXAS	*1b	4	1	1	0	0	0	0	0	0	0	0	0	0	0	2	9	2	0	.313	
Apr 06	TEXAS	*1b	4	1	3	0	0	0	0	0	0	0	0	0	0	0	0	5	0	0	.330	
Apr 09	at UT Arlington	*1b	5	0	2	0	0	0	0	1	0	0	0	0	0	0	1	14	0	0	.333	
Apr 12	OKLAHOMA	*1b	3	0	0	1	0	0	0	0	0	0	0	0	1	0	1	9	1	0	.324	
Apr 13	OKLAHOMA	*1b	4	0	1	0	0	0	0	0	0	0	0	0	0	0	1	6	0	0	.322	
Apr 14	OKLAHOMA	*1b	4	0	1	1	0	0	0	0	0	0	1	0	0	0	2	8	1	0	.319	
Apr 16	SAM HOUSTON STAT	*1b	2	0	1	2	1	0	0	2	0	0	0	0	0	0	0	6	0	0	.322	
Apr 18	at Texas Tech	*1b	5	0	0	0	0	0	0	0	0	0	0	0	0	0	0	14	0	0	.310	
Apr 19	at Texas Tech	*1b	4	0	1	0	0	0	0	0	0	0	0	0	0	0	2	4	0	0	.308	
Apr 20	at Texas Tech	*1b	3	0	0	0	0	0	0	0	0	0	0	0	0	0	0	1	2	0	.301	
Apr 23	STEPHEN F. AUSTIN	*1b	2	2	1	0	0	0	0	2	0	0	0	0	0	0	0	6	0	0	.304	
Apr 26	at TCU	*1b	4	1	1	0	0	0	0	0	0	0	0	0	0	0	1	2	1	0	.302	
Apr 27	at TCU	*1b	4	1	2	2	1	0	0	0	0	0	1	0	0	1	0	8	3	0	.308	
Apr 28	at TCU	*1b	4	1	2	1	1	0	0	0	0	0	1	0	0	0	0	8	0	0	.313	
May 03	K-STATE	*1b	3	0	0	0	0	0	0	0	0	0	0	0	0	1	2	7	1	0	.307	
May 04	K-STATE	*1b	4	0	1	0	0	0	0	0	0	0	0	0	0	0	0	11	0	0	.305	
May 05	K-STATE	*1b	3	0	1	0	0	0	0	1	0	0	0	0	0	0	1	10	1	0	.306	
May 14	UT ARLINGTON	*1b	1	3	1	1	1	0	0	2	0	0	0	1	0	0	3	0	0	0	.310	
May 16	at Oklahoma State	*1b	4	0	0	0	0	0	0	0	1	0	0	0	0	0	1	2	0	0	.302	
May 17	at Oklahoma State	*1b	3	0	1	1	0	0	0	0	0	0	0	0	0	0	0	5	0	0	.303	
May 22	vs Oklahoma	*1b	3	0	0	1	0	0	0	1	0	0	0	0	0	0	1	8	1	0	.298	
May 23	vs Oklahoma State	*1b	3	0	0	0	0	0	0	0	0	0	0	0	0	0	2	6	0	0	.292	
May 24	vs TCU	*1b	4	0	0	0	0	0	0	0	0	0	0	0	0	0	2	8	0	0	.286	
Totals			48gs	175	29	50	20	7	1	0	18	2	1	2	5	2	2	34	360	26	0	.286

On base pct. .355 • Slugging pct. .337

WEHSENER'S CAREER STATS

Season	AVG.	GP-GS	AB	R	H	2B	3B	HR	RBI	SLG%	BB	HBP	SO	GDP	OB%	SF	SH	SB	PO	A	E	FLD%
2019	.286	50-48	175	29	50	7	1	0	20	.337	18	2	34	2	.355	2	5	2	360	26	0	1.000
CAREER	.286	50-48	175	29	50	7	1	0	20	.337	18	2	34	2	.355	2	5	2	360	26	0	1.000



33 — DAVIS WENZEL

INF • R/R • 6-0 • 205 • JR • 2L
SAN CLEMENTE, CALIF.
(J SERRA HS)

SEASON HIGHS

Hits: 3 (6x, last 4/18 at TTU)
 Runs: 3 (3x, last 2/24 vs. Cornell)
 Doubles: 2 (2x, last 2/24 vs. Cornell)
 Triples: N/A
 Homers: 2 (2/26 vs. DBU)
 RBI: 4 (3/17 vs. Cal Poly)
 Walks: 2 4x (last 3/26 vs. Texas Southern)
 Steals: 2 (2x, last 3/15 vs. Cal Poly)
 Hitting Streak: 12 games (April 5-May 22)
 On-Base Streak: 21 games (March 22-May 22)

CAREER HIGHS

Hits: 4 (5-10-17 vs. PVAMU)
 Runs: 3 (5x, last 2-24-19 vs. Cornell)
 Doubles: 2 (5x, last 2-24-19 vs. Cornell)
 Triples: 1 (3x, last 5-8-18 vs. PVAMU)
 Homers: 2 (2x, 2-26-19 vs. DBU, 4-22-17 at TCU)
 RBI: 5 (4-28-18 at KSU)
 Walks: 3 (2x, last 4-20-18 vs. TCU)
 Steals: 2 (2x, last 3/15/19 vs. Cal Poly)
 Hitting Streak: 17 (April 13-May 13, 2018)
 On-Base Streak: 37 (March 10-May 13, 2018)

2019 GAME-BY-GAME

#33 Wendzel, Davis - 43 games (All games)

Date	Opponent	Pos	AB	R	H	RBI	2B	3B	HR	BB	SB	CS	HBP	SAC	SF	GDP	K	PO	A	E	Avg
Feb 15	HOLY CROSS	*3b/ss	4	3	3	2	1	0	0	2	0	0	0	0	0	0	0	2	2	0	.750
Feb 16	HOLY CROSS-1	*3b	5	0	1	0	0	0	0	0	1	0	1	0	0	0	1	0	1	0	.444
Feb 16	HOLY CROSS-2	*3b	4	1	2	2	0	0	0	0	0	0	0	0	1	0	0	0	1	0	.462
Feb 17	HOLY CROSS	*3b/ss	4	1	1	1	1	0	0	1	0	0	0	0	0	0	0	0	5	0	.412
Feb 22	CORNELL	*3b/ss	3	3	3	0	0	0	0	2	1	0	1	0	0	0	0	0	1	0	.500
Feb 23	CORNELL	*3b	3	0	2	1	2	0	0	1	1	0	1	0	0	0	0	1	1	0	.522
Feb 24	CORNELL	*3b	4	3	2	1	2	0	0	0	2	0	1	0	0	0	0	0	0	0	.519
Feb 26	DALLAS BAPTIST	*3b	4	2	2	3	0	0	2	1	0	0	0	0	0	0	1	0	2	0	.516
Mar 01	vs Texas A&M	*3b	3	0	2	2	0	0	0	0	1	0	0	0	1	0	1	0	2	0	.529
Mar 02	vs Rice	*3b	4	0	0	0	0	0	0	0	0	0	0	0	0	0	3	1	3	0	.474
Mar 03	vs Texas State	*3b	5	1	2	1	1	0	0	0	0	0	0	0	0	0	1	1	2	0	.465
Mar 08	NEBRASKA	*3b	4	0	1	0	0	0	0	0	0	0	0	0	0	0	1	0	3	0	.447
Mar 09	NEBRASKA	*3b	4	0	1	0	0	0	0	0	0	0	0	0	0	0	0	3	2	0	.431
Mar 10	NEBRASKA	*3b	4	1	1	1	0	0	0	0	0	0	1	0	0	0	2	2	3	0	.418
Mar 13	ABILENE CHRISTIAN	*3b	4	1	1	1	0	0	0	0	0	0	0	0	0	0	1	1	3	0	.407
Mar 15	CAL POLY	*3b	3	1	1	0	0	0	0	1	2	0	0	0	0	0	1	1	1	0	.403
Mar 16	CAL POLY	*3b	3	0	1	0	0	0	0	0	0	0	1	0	0	1	0	1	3	0	.400
Mar 17	CAL POLY	*3b/ss	5	2	3	4	0	0	1	0	0	0	0	0	0	0	0	0	4	0	.414
Mar 19	at Sam Houston State	*3b	5	0	0	0	0	0	0	0	0	0	0	0	0	0	2	0	1	0	.387
Mar 22	WEST VIRGINIA	*3b	4	0	1	2	0	0	0	0	0	0	0	0	1	0	1	2	2	0	.380
Mar 23	WEST VIRGINIA	*3b	4	2	2	1	1	0	0	1	1	0	0	0	0	0	0	2	5	0	.386
Mar 24	WEST VIRGINIA	*3b	2	1	0	0	0	0	0	2	0	0	1	0	0	0	0	0	1	0	.376
Mar 26	TEXAS SOUTHERN	*3b	3	2	1	0	0	0	0	0	0	0	0	0	0	0	1	0	0	0	.375
Mar 27	TEXAS SOUTHERN	*3b	4	0	3	0	0	0	0	1	0	0	1	0	0	0	0	0	1	0	.391
Mar 30	at Kansas-1	*3b	3	1	2	0	0	0	0	2	1	0	0	0	0	0	1	0	0	0	.400
Mar 30	at Kansas-2	*3b	4	1	1	1	0	0	1	1	0	0	0	0	0	0	1	0	1	0	.394
Mar 31	at Kansas	*3b	4	0	1	1	1	0	0	0	0	0	1	0	0	0	0	2	0	0	.388
Apr 02	at Dallas Baptist	*3b	3	0	0	0	0	0	0	2	1	0	0	0	0	0	2	2	1	0	.377
Apr 05	TEXAS	*3b	3	1	2	1	1	0	0	1	0	0	1	0	0	0	1	1	4	1	.385
Apr 06	TEXAS	*3b	5	2	3	2	1	0	0	0	0	1	0	0	0	0	1	0	1	0	.395
Apr 09	at UT Arlington	*3b	6	0	1	0	1	0	0	1	0	0	0	0	0	0	3	1	3	0	.383
Apr 12	OKLAHOMA	*3b	3	0	1	0	0	0	0	2	0	0	0	0	0	0	0	0	1	0	.382
Apr 13	OKLAHOMA	*3b	3	1	2	3	1	0	1	0	0	0	1	0	0	0	1	0	0	0	.389
Apr 14	OKLAHOMA	*3b	6	1	1	0	1	0	0	0	0	0	0	0	0	0	2	1	2	0	.379
Apr 16	SAM HOUSTON STAT	*3b	5	1	2	3	1	0	1	0	0	1	0	0	0	0	0	1	0	0	.380
Apr 18	at Texas Tech	*3b	5	1	3	2	0	0	1	0	1	0	0	0	0	2	0	0	2	0	.387
Apr 19	at Texas Tech	*3b	5	0	1	1	0	0	0	0	0	0	0	0	0	0	1	0	0	0	.381
Apr 20	at Texas Tech	*3b	3	1	2	2	1	0	1	0	0	0	0	0	0	0	0	1	0	1	.387
Apr 23	STEPHEN F. AUSTIN	*ss	3	1	1	2	0	0	0	2	0	0	0	0	0	0	1	0	2	0	.386
Apr 26	at TCU	*3b	3	1	1	0	0	0	0	1	0	0	1	0	0	0	2	0	0	0	.385
May 22	vs Oklahoma	*3b	4	0	0	0	0	0	0	0	0	0	0	0	0	0	1	0	1	0	.375
May 23	vs Oklahoma State	*3b	3	0	1	0	0	0	0	0	0	0	0	0	0	0	1	1	3	1	.374
May 24	vs TCU	*3b	4	0	2	0	0	0	0	0	0	0	0	0	0	0	1	1	1	0	.377
Totals		43gs	167	36	63	39	17	0	8	27	11	3	12	0	3	4	35	27	73	2	.377

WENZEL'S CAREER STATS																						
Season	AVG.	GP-GS	AB	R	H	2B	3B	HR	RBI	SLG%	BB	HBP	SO	GDP	OB%	SF	SH	SB	PO	A	E	FLD%
2017	.301	50-47	153	34	46	7	2	8	30	.529	30	4	22	3	.428	0	6	0	77	43	7	.945
2018	.310	58-58	216	38	67	22	1	8	49	.532	39	12	40	2	.435	4	0	4	37	69	3	.972
2019	.385	40-40	156	36	60	17	0	8	39	.647	27	12	32	4	.500	3	0	11	25	68	1	.989
CAREER	.330	148-145	525	108	173	46	3	24	118	.566	96	28	94	9	.453	7	6	15	139	180	11	.967



24 — JIMMY WINSTON

RHP • R/R • 6-4 • 200 • RSO • 1L

HOUSTON, TEXAS

(LAMAR HS)

SEASON HIGHS

Relief Innings: 4.0 vs. Holy Cross 2-16 (Gm 1)

Starter Innings: 7.0 (2x, last 4/27 atTCU)

Strikeouts: 5 (at Kansas 3-30)

Scoreless Appearance Streak: 7 appearances (12.0) (Feb. 22-March 16)

Winning Streak: 3 games (3/23-pres)

CAREER HIGHS

Relief Innings: 4.0 vs. Holy Cross (2-16-19, Gm 1)

Starter Innings: 7.0 (2x, last 4-27-19 vs. TCU)

Strikeouts: 5 (at Kansas 3-30-19)

Scoreless Appearance Streak: 7 appearances (12.0 inn) (Feb. 22, 2019-March 16)

Winning Streak: 3 games (3/23/19-pres)

2019 GAME-BY-GAME

#24 Winston, Jimmy - 18 appearances (All games)

Date	Opponent	GS	IP	H	R	ER	BB	SO	2B	3B	HR	WP	BK	HBP	IBB	Score	W-L	Sv	ERA	NP
Feb 16	HOLY CROSS-1		4.0	4	1	1	1	3	1	0	1	0	0	0	0	8-5	0-0	0	2.25	60
Feb 22	CORNELL		1.0	1	0	0	0	1	0	0	0	1	0	0	0	17-0	0-0	0	1.80	12
Feb 24	CORNELL		1.0	1	0	0	0	1	1	0	0	0	0	1	0	12-4	0-0	0	1.50	22
Feb 26	DALLAS BAPTIST		1.0	1	0	0	0	1	0	0	0	0	0	0	0	10-4	0-0	0	1.29	13
Mar 01	vs Texas A&M		3.0	1	0	0	1	3	1	0	0	0	0	1	0	2-5	0-0	0	0.90	45
Mar 03	vs Texas State		1.2	1	0	0	0	0	0	0	0	0	0	0	0	5-4	0-0	0	0.77	15
Mar 08	NEBRASKA		0.2	0	0	0	0	1	0	0	0	0	0	1	0	4-12	0-0	0	0.73	14
Mar 10	NEBRASKA		3.0	3	0	0	2	3	0	0	0	1	0	1	0	10-3	1-0	0	0.59	45
Mar 16	CAL POLY	*	4.0	4	1	1	3	0	0	0	0	0	1	0	0	1-3	1-0	0	0.93	72
Mar 23	WEST VIRGINIA	*	6.0	2	0	0	1	4	0	0	0	0	0	0	0	12-0	2-0	0	0.71	63
Mar 30	at Kansas-2	*	7.0	3	0	0	2	5	0	0	0	0	0	1	0	8-0	3-0	0	0.56	80
Apr 05	TEXAS	*	5.2	6	4	2	3	4	3	0	1	1	0	0	0	6-5	3-0	0	0.95	98
Apr 12	OKLAHOMA	*	3.0	4	5	5	2	3	0	0	1	0	0	0	0	5-7	3-1	0	1.98	59
Apr 18	at Texas Tech	*	4.2	8	7	7	1	1	3	0	2	0	0	1	0	11-10	3-1	0	3.15	101
Apr 27	at TCU	*	7.0	6	2	2	1	3	0	0	0	0	0	0	0	15-2	4-1	0	3.08	88
May 04	K-STATE	*	5.1	5	6	6	3	1	1	0	0	1	0	0	0	11-6	5-1	0	3.72	84
May 17	at Oklahoma State	*	4.0	5	4	4	7	2	0	0	2	0	0	1	0	4-5	5-1	0	4.06	96
May 23	vs Oklahoma State	*	5.1	6	5	4	3	7	1	0	1	0	0	0	0	0-5	5-2	0	4.28	95
Totals		10	67.1	61	35	32	30	43	11	0	8	4	1	7	0	141-80	5-2	0	4.28	-

WINSTON'S CAREER STATS																						
Season	ERA	W-L	APP-GS	CG	SHO	SV	IP	H	R	ER	BB	SO	2B	3B	HR	BF	B/AVG	WP	HBP	BK	SFA	SHA
2018	2.25	2-0	11-2	0	0	0	20.0	17	6	5	9	12	3	0	1	83	.236	1	1	0	1	0
2019	4.06	5-1	17-9	0	0	0	62.0	55	30	28	27	36	10	0	7	265	.241	4	7	1	2	1
CAREER	3.62	7-1	28-11	0	0	0	82	72	36	33	36	48	13	0	8	348	.240	5	8	1	3	1

GAME BY GAME

#44 Freeman, Logan - 2 games (All games)

Date	Opponent	Pos	AB	R	H	RBI	2B	3B	HR	BB	SB	CS	HBP	SAC	SF	GDP	K	PO	A	E	Avg
Apr 26	at TCU	p	0	0	0	0	0	0	0	0	0	0	0	0	0	0	0	0	1	0	.000
May 16	at Oklahoma State	p	0	0	0	0	0	0	0	0	0	0	0	0	0	0	0	0	1	0	.000
Totals		0gs	0	0	0	0	0	0	0	0	0	0	0	0	0	0	0	0	2	0	.000

On base pct. .000 • Slugging pct. .000

#44 Freeman, Logan - 8 appearances (All games)

Date	Opponent	GS	IP	H	R	ER	BB	SO	2B	3B	HR	WP	BK	HBP	IBB	Score	W-L	Sv	ERA	NP
Apr 14	OKLAHOMA		1.2	1	0	0	1	1	0	0	0	0	0	0	0	3-2	0-0	0	0.00	34
Apr 16	SAM HOUSTON STAT		2.0	2	1	1	0	5	0	0	1	1	0	0	0	9-6	0-0	0	2.45	33
Apr 19	at Texas Tech		1.0	4	2	2	4	0	0	0	0	0	0	0	0	2-3	0-1	0	5.79	45
Apr 26	at TCU		1.0	1	0	0	3	1	0	0	0	0	0	0	0	6-3	0-1	0	4.76	26
Apr 28	at TCU		2.0	3	0	0	0	2	2	0	0	1	0	0	0	12-1	0-1	0	3.52	29
May 04	K-STATE		0.2	2	0	0	1	0	0	0	0	0	0	0	0	11-6	0-1	0	3.24	17
May 16	at Oklahoma State		1.1	3	5	5	5	0	0	0	2	1	0	0	0	4-16	0-1	0	7.45	52
May 24	vs TCU		1.2	1	1	1	0	1	0	1	0	1	0	0	0	2-5	0-1	0	7.15	29
Totals		0	11.1	17	9	9	14	10	2	1	3	4	0	0	0	49-42	0-1	0	7.15	-

#55 Gilbert, William - 3 appearances (All games)

Date	Opponent	GS	IP	H	R	ER	BB	SO	2B	3B	HR	WP	BK	HBP	IBB	Score	W-L	Sv	ERA	NP
Feb 15	HOLY CROSS		1.0	1	0	0	0	2	0	0	0	1	0	0	0	12-0	0-0	0	0.00	29
Mar 08	NEBRASKA		0.1	1	3	3	3	0	0	0	1	0	0	0	0	4-12	0-0	0	20.25	18
Mar 26	TEXAS SOUTHERN		1.0	0	0	0	2	2	0	0	0	1	0	0	0	13-3	0-0	0	11.57	20
Totals		0	2.1	2	3	3	5	4	0	0	1	2	0	0	0	29-15	0-0	0	11.57	-

#35 Helmer, Brooks - 2 games (All games)

Date	Opponent	Pos	AB	R	H	RBI	2B	3B	HR	BB	SB	CS	HBP	SAC	SF	GDP	K	PO	A	E	Avg
Mar 17	CAL POLY	ph/1b	1	0	0	0	0	0	0	0	0	0	0	0	0	0	1	0	0	0	.000
Apr 02	at Dallas Baptist	p	0	0	0	0	0	0	0	0	0	0	0	0	0	0	0	0	1	0	.000
Totals		0gs	1	0	0	0	0	0	0	0	0	0	0	0	0	0	1	0	1	0	.000

On base pct. .000 • Slugging pct. .000

#35 Helmer, Brooks - 6 appearances (All games)

Date	Opponent	GS	IP	H	R	ER	BB	SO	2B	3B	HR	WP	BK	HBP	IBB	Score	W-L	Sv	ERA	NP
Mar 23	WEST VIRGINIA		1.0	0	0	0	0	0	0	0	0	0	0	0	0	12-0	0-0	0	0.00	8
Mar 26	TEXAS SOUTHERN		1.0	0	0	0	0	2	0	0	0	0	0	0	0	13-3	0-0	0	0.00	14
Apr 02	at Dallas Baptist		2.0	2	1	1	2	1	0	0	1	0	0	0	0	5-1	1-0	0	2.25	28
Apr 09	at UT Arlington		0.0	2	1	1	2	0	1	0	0	0	0	0	0	1-2	1-1	0	4.50	19
Apr 16	SAM HOUSTON STAT		0.2	0	0	0	0	0	0	0	0	0	0	0	0	9-6	1-1	0	3.86	3
May 16	at Oklahoma State		1.0	0	0	0	0	0	0	0	0	0	0	0	0	4-16	1-1	0	3.18	8
Totals		0	5.2	4	2	2	4	3	1	0	1	0	0	0	0	44-28	1-1	0	3.18	-

#22 Helton, Blake - 5 games (All games)

Date	Opponent	Pos	AB	R	H	RBI	2B	3B	HR	BB	SB	CS	HBP	SAC	SF	GDP	K	PO	A	E	Avg
Mar 08	NEBRASKA	p	0	0	0	0	0	0	0	0	0	0	0	0	0	0	0	0	1	0	.000
Mar 24	WEST VIRGINIA	p	0	0	0	0	0	0	0	0	0	0	0	0	0	0	0	0	1	0	.000
Mar 27	TEXAS SOUTHERN	p	0	0	0	0	0	0	0	0	0	0	0	0	0	0	0	0	2	0	.000
Mar 31	at Kansas	p	0	0	0	0	0	0	0	0	0	0	0	0	0	0	0	0	1	0	.000
Apr 20	at Texas Tech	*p	0	0	0	0	0	0	0	0	0	0	0	0	0	0	0	0	1	0	.000
Totals		1gs	0	0	0	0	0	0	0	0	0	0	0	0	0	0	0	0	5	2	.000

On base pct. .000 • Slugging pct. .000

GAME BY GAME

#22 Helton, Blake - 13 appearances (All games)

Date	Opponent	GS	IP	H	R	ER	BB	SO	2B	3B	HR	WP	BK	HBP	IBB	Score	W-L	Sv	ERA	NP
Feb 22	CORNELL		1.0	0	0	0	0	0	0	0	0	0	0	0	0	17-0	0-0	0	0.00	10
Mar 08	NEBRASKA		2.0	4	2	2	0	1	0	1	0	0	0	0	0	4-12	0-0	0	6.00	29
Mar 13	ABILENE CHRISTIAN		3.0	1	0	0	1	1	0	0	0	0	0	0	0	6-3	0-0	0	3.00	33
Mar 17	CAL POLY		4.0	2	0	0	3	0	0	0	0	0	0	0	0	14-3	1-0	0	1.80	56
Mar 24	WEST VIRGINIA		2.1	2	0	0	0	2	0	0	0	1	0	0	0	10-4	1-0	0	1.46	34
Mar 27	TEXAS SOUTHERN		4.0	3	2	1	0	3	0	0	0	0	0	0	0	3-2	1-0	0	1.65	47
Mar 31	at Kansas		2.0	5	4	2	1	0	1	0	1	1	0	0	0	7-12	1-1	0	2.45	41
Apr 14	OKLAHOMA	*	3.1	2	1	0	2	2	0	0	0	0	0	1	0	3-2	1-1	0	2.08	56
Apr 20	at Texas Tech	*	1.0	7	9	7	0	0	1	0	2	0	0	0	0	3-13	1-2	0	4.76	35
Apr 23	STEPHEN F. AUSTIN	*	3.0	1	0	0	0	0	0	0	0	0	0	1	0	10-0	2-2	0	4.21	40
May 05	K-STATE		1.0	2	3	3	2	0	1	0	0	0	0	0	0	3-10	2-2	0	5.06	25
May 14	UT ARLINGTON		1.0	1	0	0	0	0	0	0	0	0	0	0	0	12-2	2-2	0	4.88	9
May 16	at Oklahoma State		2.2	4	1	1	1	4	1	0	0	0	0	0	0	4-16	2-2	0	4.75	59
Totals		3	30.1	34	22	16	10	13	4	1	3	2	0	2	0	96-79	2-2	0	4.75	-

#11 Martinez, Ricky - 11 games (All games)

Date	Opponent	Pos	AB	R	H	RBI	2B	3B	HR	BB	SB	CS	HBP	SAC	SF	GDP	K	PO	A	E	Avg
Feb 15	HOLY CROSS	ph/3b	0	0	0	0	0	0	0	1	0	0	0	0	0	0	0	0	0	0	.000
Feb 17	HOLY CROSS	3b	0	0	0	0	0	0	0	0	0	0	0	0	0	0	0	0	0	0	.000
Feb 22	CORNELL	ph/3b	0	0	0	0	0	0	0	0	0	0	1	0	0	0	0	0	0	0	.000
Feb 24	CORNELL	*dh	4	0	2	1	1	0	0	0	0	0	0	0	0	0	0	0	0	0	.500
Mar 01	vs Texas A&M	ph/of	3	0	0	0	0	0	0	0	0	0	0	0	0	0	3	2	0	0	.286
Mar 03	vs Texas State	*of	3	0	0	0	0	0	0	0	0	0	0	0	0	1	1	0	0	0	.200
Mar 16	CAL POLY	ph	1	0	0	0	0	0	0	0	0	0	0	0	0	0	0	0	0	0	.182
Apr 23	STEPHEN F. AUSTIN	*3b	4	0	0	0	0	0	0	0	0	0	0	0	0	0	1	0	3	0	.133
May 05	K-STATE	2b	0	0	0	0	0	0	0	0	0	0	0	0	0	0	0	0	0	0	.133
May 14	UT ARLINGTON	ph/3b	1	0	0	0	0	0	0	0	0	0	0	0	0	0	1	0	0	0	.125
May 16	at Oklahoma State	*3b	4	1	2	1	0	0	0	0	0	0	0	0	0	0	0	0	0	1	.200
Totals		4gs	20	1	4	2	1	0	0	1	0	0	1	0	0	1	6	2	3	1	.200

On base pct. .273 • Slugging pct. .250

#13 Seay, Hunter - 6 games (All games)

Date	Opponent	Pos	AB	R	H	RBI	2B	3B	HR	BB	SB	CS	HBP	SAC	SF	GDP	K	PO	A	E	Avg
Feb 15	HOLY CROSS	ph/of	1	0	0	0	0	0	0	0	0	0	0	0	0	0	1	0	0	0	.000
Feb 16	HOLY CROSS-2	ph	1	0	0	0	0	0	0	0	0	0	0	0	0	0	1	0	0	0	.000
Feb 24	CORNELL	ph	1	0	0	0	0	0	0	0	0	0	0	0	0	0	0	0	0	0	.000
Mar 17	CAL POLY	ph/of	1	0	1	0	0	0	0	0	0	0	0	0	0	0	0	1	0	0	.250
Mar 24	WEST VIRGINIA	pr	0	1	0	0	0	0	0	0	0	0	0	0	0	0	0	0	0	0	.250
Apr 13	OKLAHOMA	*of	4	0	0	0	0	0	0	0	0	0	0	0	0	0	0	1	0	0	.125
Totals		1gs	8	1	1	0	0	0	0	0	0	0	0	0	0	0	2	2	0	0	.125

On base pct. .125 • Slugging pct. .125

#29 Walsh, Jake - 1 game (All games)

Date	Opponent	Pos	AB	R	H	RBI	2B	3B	HR	BB	SB	CS	HBP	SAC	SF	GDP	K	PO	A	E	Avg
Feb 22	CORNELL	ph/c	1	0	0	0	0	0	0	0	0	0	0	0	0	0	0	1	0	0	.000
Totals		0gs	1	0	0	0	0	0	0	0	0	0	0	0	0	0	0	1	0	0	.000

On base pct. .000 • Slugging pct. .000

LAST FIVE GAMES

Record: 1-4 Home: 0-0 Away: 0-2 Neutral: 1-2 Big 12: 0-2

Player	avg	gp-gs	ab	r	h	2b	3b	hr	rbi	tb	slg%	bb	hp	so	gdp	ob%	sf	sh	sb-att	po	a	e	fld%
11 Martinez, Ricky	.500	1-1	4	1	2	0	0	0	1	2	.500	0	0	0	0	.500	0	0	0-0	0	0	1	.000
2 Loftin, Nick	.318	5-5	22	3	7	2	1	0	2	11	.500	0	0	1	0	.318	0	0	0-0	5	14	1	.950
1 Haring, Cole	.316	5-5	19	4	6	1	0	1	1	10	.526	0	0	8	0	.316	0	0	1-1	12	1	0	1.000
21 Cunningham, Richard	.300	5-5	20	2	6	2	0	1	2	11	.550	1	0	4	0	.333	0	0	0-0	14	1	1	.938
33 Wendzel, Davis	.273	3-3	11	0	3	0	0	0	0	3	.273	0	0	3	0	.273	0	0	0-0	2	5	1	.875
50 Mueller, Mack	.250	2-1	4	0	1	0	0	0	0	1	.250	0	0	2	0	.250	0	0	0-0	1	0	0	1.000
25 Thomas, Andy	.211	5-5	19	2	4	0	0	1	3	7	.368	2	0	4	0	.286	0	0	0-0	0	0	0	.000
45 Weaver, Cole	.200	3-1	5	1	1	0	0	0	0	1	.200	0	0	2	0	.200	0	0	1-1	3	1	1	.800
14 Bissonette, Josh	.176	5-5	17	3	3	0	0	1	1	6	.353	1	0	2	1	.222	0	1	0-0	12	10	1	.957
23 Langeliers, Shea	.111	5-5	18	2	2	0	0	1	3	5	.278	2	0	4	0	.190	1	0	0-0	46	2	0	1.000
9 Downey, Davion	.091	4-4	11	0	1	0	0	0	0	1	.091	2	0	7	0	.231	0	0	0-0	5	0	0	1.000
37 Wehsener, Chase	.059	5-5	17	0	1	0	0	0	2	1	.059	1	0	6	0	.111	0	0	1-1	29	1	0	1.000
3 Bertelsman, Ryan	.000	2-0	1	0	0	0	0	0	0	0	.000	0	0	0	0	.000	0	0	0-0	0	0	0	.000
Totals	.220	5	168	18	37	5	1	5	15	59	.351	9	0	43	1	.258	1	1	3-3	129	38	7	.960
Opponents	.280	5	175	33	49	9	3	9	31	91	.520	26	1	46	2	.376	0	0	0-1	132	45	6	.967

LOB - Team (29), Opp (40). DPs turned - Team (4), Opp (2).

(Last 5 Games Sorted by Earned run avg)

Player	era	w-l	app	gs	cg	sho	sv	ip	h	r	er	bb	so	2b	3b	hr	b/avg	wp	hp	bk	sfa	sha
31 Caruso, Daniel	0.00	0-0	3	0	0	0/0	0	3.2	0	0	0	1	5	0	0	0	.000	1	0	0	0	0
16 Thomas, Tyler	0.00	0-0	1	0	0	0/0	0	2.0	1	0	0	0	5	0	0	0	.143	0	0	0	0	0
35 Helmer, Brooks	0.00	0-0	1	0	0	0/0	0	1.0	0	0	0	0	0	0	0	0	.000	0	0	0	0	0
15 Hill, Kyle	0.00	0-0	1	0	0	0/0	0	1.0	0	0	0	0	1	0	0	0	.000	0	0	0	0	0
10 Leckich, Ryan	3.18	0-1	3	0	0	0/0	0	5.2	6	2	2	3	5	2	0	1	.261	0	0	0	0	0
22 Helton, Blake	3.38	0-0	1	0	0	0/0	0	2.2	4	1	1	1	4	1	0	0	.333	0	0	0	0	0
41 Boyd, Luke	3.86	0-0	2	0	0	0/0	0	2.1	2	1	1	1	3	0	0	0	.250	1	0	0	0	0
24 Winston, Jimmy	7.71	0-1	2	2	0	0/0	0	9.1	11	9	8	10	9	1	0	3	.282	0	1	0	0	0
30 Ashkinos, Jacob	9.00	0-1	1	1	0	0/0	0	3.0	6	3	3	0	3	1	1	0	.429	1	0	0	0	0
40 Dickens, Paul	9.64	1-1	2	2	0	0/0	0	9.1	15	11	10	5	10	4	1	3	.349	0	0	0	0	0
44 Freeman, Logan	18.00	0-0	2	0	0	0/0	0	3.0	4	6	6	5	1	0	1	2	.308	2	0	0	0	0
Totals	6.49	1-4	5	5	0	0/0	0	43.0	49	33	31	26	46	9	3	9	.280	5	1	0	0	0
Opponents	3.68	4-1	5	5	1	1/1	3	44.0	37	18	18	9	43	5	1	5	.220	6	0	0	1	1

PB - Team (0), Opp (2). SBA/ATT - Langeliers (0-1), Boyd (0-1).

LAST 10 GAMES

Record: 5-5 Home: 3-1 Away: 1-2 Neutral: 1-2 Big 12: 3-3

Player	avg	gp-gs	ab	r	h	2b	3b	hr	rbi	tb	slg%	bb	hp	so	gdp	ob%	sf	sh	sb-att	po	a	e	fld%	
2 Loftin, Nick	.405	10-10	42	11	17	5	2	1	10	29	.690	4	0	1	0	.457	0	0	0-0	11	24	2	.946	
1 Haring, Cole	.341	10-10	41	8	14	1	0	1	5	18	.439	1	1	10	1	.372	0	0	2-2	18	1	0	1.000	
21 Cunningham, Richard	.325	10-10	40	9	13	2	0	1	3	18	.450	3	1	4	1	.386	0	1	1-1	25	2	1	.964	
23 Langeliers, Shea	.225	10-10	40	6	9	2	0	2	9	17	.425	3	1	7	0	.289	1	0	1-1	82	7	0	1.000	

11 Martinez, Ricky	.400	3-1	5	1	2	0	0	0	1	2	.400	0	0	1	0	.400	0	0	0-0	0	0	1	.000	
45 Weaver, Cole	.313	8-6	16	5	5	1	0	0	2	6	.375	6	1	3	1	.522	0	1	1-1	7	8	1	.938	
33 Wendzel, Davis	.273	3-3	11	0	3	0	0	0	0	3	.273	0	0	3	0	.273	0	0	0-0	2	5	1	.875	
9 Downey, Davion	.269	9-8	26	5	7	1	0	0	2	8	.308	6	1	9	0	.424	0	0	0-0	18	0	1	.947	
14 Bissonette, Josh	.263	10-10	38	6	10	1	0	1	4	14	.368	2	0	6	2	.300	0	1	0-0	21	24	3	.938	
25 Thomas, Andy	.256	10-10	39	5	10	1	0	2	9	17	.436	6	0	7	1	.356	0	0	1-1	0	0	0	.000	
37 Wehsener, Chase	.188	10-10	32	4	6	2	0	0	4	8	.250	4	0	9	1	.270	1	1	1-1	68	3	0	1.000	
50 Mueller, Mack	.143	4-2	7	0	1	0	0	0	0	1	.143	0	0	5	0	.143	0	0	0-0	2	0	0	1.000	
20 Raguse, T.J.	.000	1-0	1	0	0	0	0	0	0	0	.000	0	0	0	0	.000	0	0	0-0	0	0	0	.000	
3 Bertelsman, Ryan	.000	3-0	1	0	0	0	0	0	0	0	.000	0	0	0	0	.000	0	0	0-0	0	0	0	.000	
Totals	.286	10	339	60	97	16	2	8	49	141	.416	35	5	65	7	.360	2	4	7-7	255	80	13	.963	
Opponents	.271	10	340	55	92	17	3	12	52	151	.444	44	4	83	5	.360	1	0	0-2	249	85	13	.963	

LOB - Team (76), Opp (79). DPs turned - Team (8), Opp (8). IBB - Team (1), Thomas, A. 1. Picked off - Haring 1.

(Last 10 Games Sorted by Earned run avg)

Player	era	w-l	app	gs	cg	sho	sv	ip	h	r	er	bb	so	2b	3b	hr	b/avg	wp	hp	bk	sfa	sha
10 Leckich, Ryan	1.80	1-1	6	0	0	0/0	0	10.0	10	2	2	4	6	3	0	1	.270	0	0	0	0	0
40 Dickens, Paul	6.28	1-1	3	3	0	0/0	0	14.1	19	14	10	6	15	6	1	4	.302	0	0	0	0	0
24 Winston, Jimmy	8.59	1-1	3	3	0	0/0	0	14.2	16	15	14	13	10	2	0	3	.276	1	1	0	1	0

16 Thomas, Tyler	0.00	1-0	3	1	0	0/0	0	7.1	5	0	0	3	14	0	0	0	.200	0	0	0	0	0
31 Caruso, Daniel	0.00	0-0	4	0	0	0/0	0	5.2	0	0	0	2	10	0	0	0	.000	1	1	0	0	0
15 Hill, Kyle	0.00	0-0	2	0	0	0/0	1	2.2	0	0	0	1	5	0	0	0	.000	0	0	0	0	0
35 Helmer, Brooks	0.00	0-0	1	0	0	0/0	0	1.0	0	0	0	0	0	0	0	0	.000	0	0	0	0	0
41 Boyd, Luke	2.08	0-0	5	0	0	0/0	0	4.1	5	1	1	4	7	0	0	0	.294	1	0	0	0	0
28 Kettler, Hayden	3.60	0-0	2	0	0	0/0	0	5.0	4	2	2	0	3	1	0	1	.211	0	0	0	0	0
22 Helton, Blake	7.71	0-0	3	0	0	0/0	0	4.2	7	4	4	3	4	2	0	0	.333	0	0	0	0	0
30 Ashkinos, Jacob	9.31	1-2	3	3	0	0/0	0	9.2	17	11	10	2	6	1	1	1	.362	1	2	0	0	0
44 Freeman, Logan	9.53	0-0	4	0	0	0/0	0	5.2	9	6	6	6	3	2	1	2	.346	3	0	0	0	0
Totals	5.19	5-5	10	10	0	0/0	1	85.0	92	55	49	44	83	17	3	12	.271	7	4	0	1	0
Opponents	5.75	5-5	10	10	1	1/1	4	83.0	97	60	53	35	65	16	2	8	.286	18	5	3	2	4

PB - Team (1), Langeliers 1, Opp (5). Pickoffs - Team (0), Opp (1). SBA/ATT - Langeliers (0-2), Dickens (0-1), Boyd (0-1).


RADIO / TV ROSTER



Jacob Ashkinos
RHP • R-So. (1L) **30**
R/R • 6-1 • 225
Aledo, Texas
(Cisco College)




Ryan Bertelsman
OF • R-So. (1L) **3**
R/R • 6-0 • 195
Friendswood, Texas
(Friendswood HS)



Josh Bissonette
IF • Sr. (3L) **14**
R/R • 6-0 • 185
Anaheim Hills, Calif.
(Orange Lutheran HS)



Luke Boyd
RHP • Jr. (2L) **41**
R/R • 6-2 • 180
Ojai, Calif.
(Nordhoff HS)



Cody Bradford
LHP • Jr. (2L) **18**
L/L • 6-3 • 195
Aledo, Texas
(Aledo HS)



Daniel Caruso
RHP • R-So. (1L) **31**
L/R • 6-0 • 160
Los Angeles, Calif.
(Loyola HS)



Richard Cunningham
OF • Jr. (2L) **21**
L/L • 5-10 • 195
Austin, Texas
(Stephen F. Austin HS)



Paul Dickens
LHP • Jr. (TR) **40**
L/L • 6-5 • 225
Fort Worth, Texas
(Navarro College)



Davion Downey
OF • So. (1L) **9**
L/L • 6-0 • 200
Bowling Green, Ky.
(Warren East HS)



Logan Freeman
RHP • Jr. (TR) **44**
R/R • 6-1 • 215
Buffalo, Texas
(McLennan CC)




Collin Garrett
RHP • R-Jr. (1L) **54**
R/R • 6-5 • 250
Montgomery, Texas
(Montgomery HS)




William Gilbert
RHP • So. (HS) **55**
R/R • 6-6 • 220
Plano, Texas
(Trinity Christian Academy)



Cole Haring
OF • Sr. (1L) **1**
R/R • 5-10 • 185
Katy, Texas
(McLennan CC)




Kyle Harper
C/1B • R-Fr. (RS) **8**
R/R • 6-0 • 190
Houston, Texas
(Cypress Creek HS)



Brooks Helmer
RHP/1B • Fr. (HS) **35**
R/R • 6-4 • 230
Rockwall, Texas
(Rockwall HS)



Blake Helton
RHP • Fr. (HS) **22**
R/R • 6-4 • 175
Austin, Texas
(Lake Travis HS)




Kyle Hill
RHP • Sr. (3V) **15**
R/R • 5-11 • 195
Corpus Christi, Texas
(Calallen HS)




Hayden Kettler
RHP • Jr. (2L) **28**
R/R • 6-2 • 190
Coppell, Texas
(Coppell HS)



Shea Langeliers
C • Jr. (2L) **23**
R/R • 6-0 • 190
Keller, Texas
(Keller HS)




Ryan Leckich
LHP • Jr. (2L) **19**
S/L • 5-10 • 190
Port Neches, Texas
(Neches Groves HS)



Nick Loftin
 IF/RHP • So. (1V) **2**
 R/R • 6-1 • 165
 Corpus Christi, Texas
 (W.B. Ray HS)



Ricky Martinez
 IF • Fr. (HS) **11**
 R/R • 6-0 • 190
 Morgan Hill, Calif.
 (St. Francis HS)



Mack Mueller
 OF/1B • Jr. (TR) **50**
 R/L • 6-3 • 225
 Abilene, Texas
 (Cisco College)



Anderson Needham
 RHP • Fr. (HS) **34**
 R/R • 6-4 • 190
 Heath, Texas
 (Rockwall Heath HS)



T.J. Raguse
 OF • Sr. (3L) **20**
 L/L • 6-1 • 205
 Georgetown, Texas
 (Georgetown HS)




Hunter Seay
 OF/LHP • Jr. (2L) **13**
 L/L • 6-0 • 180
 Keller, Texas
 (Keller HS)



Ryan Segner
 RHP • Fr. (HS) **36**
 R/R • 6-2 • 190
 Fredricksburg, Texas
 (Fredricksburg HS)



Andy Thomas
 C/1B • Jr. (2L) **25**
 L/R • 6-2 • 210
 Murrieta, Calif.
 (Murrieta HS)



Tyler Thomas
 LHP • So. (1V) **16**
 L/L • 6-1 • 170
 Keller, Texas
 (Keller HS)



Jake Walsh
 C • Fr. (HS) **29**
 R/R • 6-3 • 175
 Carrollton, Texas
 (Trinity Christian HS)



Cole Weaver
 IF • Sr. (2L) **45**
 L/R • 5-10 • 170
 Carlsbad, Calif.
 (St. John's)



Chase Wehsener
 1B • R-Fr. (HS) **37**
 R/L • 6-1 • 185
 San Diego, Calif.
 (Christian HS)



Davis Wendzel
 IF • Jr. (2L) **33**
 R/R • 6-0 • 205
 San Clemente, Calif.
 (J Serra Catholic HS)



Branson Wilson
 RHP • Fr. (HS) **24**
 R/R • 6-3 • 190
 Fort Worth, Texas
 (Southwest Christian HS)



Jimmy Winston
 RHP • R-So. (1V) **24**
 R/R • 6-4 • 200
 Houston, Texas
 (Lamar HS)



Steve Rodriguez
 Head Coach
 Pepperdine, 2001 **5**
 4th season



Jon Strauss
 Assistant Coach
 Long Beach State, 1996 **4**
 4th season



Mike Taylor
 Assistant Coach
 Prairie View A&M, 1997 **6**
 4th season



Ruben Noriega
 Assistant Coach
 Lindenwood, 2009 **27**
 4th season