

BAYLOR

BASEBALL GAME NOTES



Follow Baylor Baseball on Twitter, Instagram and Facebook: @BaylorBaseball



GAMES 29-31



22/26 **BAYLOR** (21-7, 5-1 Big 12) • 8/12 **TEXAS LONGHORNS** (20-12, 3-3 Big 12)

April 5 • 8:00 p.m. • Watch: ESPNU • Radio: ESPN1590am/99.3fm • April 6 • 3:05 p.m. • Watch: FSSW+ • Radio: ESPN1660a-m/92.3fm • April 7 • 8:00 p.m. • Watch: FOXSportsGo App • Radio: ESPN1660am/92.3fm • Stats: baylorstats.com

Waco, Texas • Baylor Ballpark (5,000) • Social Media: @BaylorBaseball | #SicTexas | #SicEm

MEDIA INFORMATION

Game 29: ESPNU (Mike Morgan and Mike Rooney)

Game 30: FSSW+, FOX Sports Go App

Game 31: FCS, Fox Sports Go App

Radio: 1590am/99.3fm (Fri.(pos. Sun.), 1660am/92.3fm (Sat., Sun.)

Radio Stream: <https://listen.tunein.com/baylor18schedule> (\$)

Live Stats: BaylorStats.com

All-Time Series Texas, 110-244-4

Waco Texas, 93-63-3

Austin Texas, 135-46-1

Neutral Texas, 9-8

Rodriguez 4-6

First Meeting April 4, 1903

Last Meeting April 8, 2018

SCHEDULE/RESULTS

Date	Opponent	Time/Result
Feb. 15	Holy Cross	W, 12-0
Feb. 16	Holy Cross (DH)	W, 8-5 (11)
Feb. 16	Holy Cross (DH)	W, 8-5
Feb. 17	Holy Cross	W, 6-1
Feb. 19	at Texas State	cancelled
Feb. 22	Cornell	W, 17-0
Feb. 23	Cornell	W, 10-3
Feb. 24	Cornell	W, 12-4
Feb. 26	Dallas Baptist (FSSW-Plus)	W, 10-4

2019 Shriners Hospital for Children Classic

March 1	vs. Texas A&M # (AT&T Sports Net)	L, 2-5
March 2	vs. Rice # (AT&T Sports Net)	L, 3-6
March 3	vs. Texas State # (AT&T Sports Net)	W, 5-4

March 8	Nebraska	L, 4-12
March 9	Nebraska	L, 0-2
March 10	Nebraska (FSSW-Plus)	W, 10-3
March 13	Abilene Christian	W, 6-3
March 15	Cal Poly	W, 3-0
March 16	Cal Poly	L, 1-3
March 17	Cal Poly (FSSW)	W, 14-3
March 19	at Sam Houston State (ESPN+)	L, 7-8
March 22	West Virginia* (FCS/FSGO)	W, 6-5
March 23	West Virginia* (FSSW)	W, 12-0
March 24	West Virginia* (FSSW)	W, 10-4
March 26	Texas Southern	W, 13-3
March 27	Texas Southern	W, 3-2 (11)
March 29	at Kansas*	W, 8-2
March 30	at Kansas*	W, 8-0
March 31	at Kansas*	L, 7-12
April 2	at Dallas Baptist	W, 5-1
April 5	#12 Texas* (ESPNU)	8:00 p.m.
April 6	#12 Texas* (FSSW-Plus)	3:05 p.m.
April 7	#12 Texas* (FCS/FSGO)	3:35 p.m.
April 9	at UT Arlington	6:30 p.m.
April 12	Oklahoma*	6:35 p.m.
April 13	Oklahoma*	3:05 p.m.
April 14	Oklahoma* (ESPNU)	3:00 p.m.
April 16	Sam Houston State (FSSW-Plus)	6:35 p.m.
April 18	at Texas Tech*	6:30 p.m.
April 19	at Texas Tech* (FS1)	6:30 p.m.
April 20	at Texas Tech*	2:00 p.m.
April 23	Stephen F. Austin	6:35 p.m.
April 26	at TCU*	6:30 p.m.
April 27	at TCU*	4:00 p.m.
April 28	at TCU*	1:00 p.m.
April 30	Lamar	6:35 p.m.
May 3	Kansas State* (FSSW-Plus)	6:35 p.m.
May 4	Kansas State* (FSSW)	3:05 p.m.
May 5	Kansas State* (FSSW-Plus)	12:05 p.m.
May 14	UT Arlington	6:35 p.m.
May 16	at Oklahoma State*	6:35 p.m.
May 17	at Oklahoma State*	6:35 p.m.
May 18	at Oklahoma State*	6:05 p.m.
Big 12 Championship (Chickasaw Bricktown Ballpark)		
May 22-26	TBA	TBA
NCAA Regionals		
May 31-June 3	TBA	TBA
NCAA Super Regionals		
June 7-10	TBA	TBA
NCAA College World Series		
June 14-26	TBA	TBA

*Big 12 Conference game #2019 Shriners Hospital for Children Classic (Houston, Texas, Minute Maid Park)

STORY LINES

- The Bears, who sit atop the Big 12 rankings return home to the friendly confines of Baylor Ballpark to host No. 12 Texas in a three-game Big 12 series starting Friday, April 5 at 8 p.m. CT.
- The Bears are coming off four-straight road contests where they went 3-1 and their sixth midweek contest of the year, a 5-1 victory to sweep DBU in the midweeks in 2019. The Bears are also coming off their first true road series of the year as they took two-of-three at Kansas to sit atop the Big 12 standings with Oklahoma State at 5-1. The Bears won the doubleheader on Saturday over Kansas to stretch their winning streak to seven-straight games before dropping the series finale on Sunday. The bats continued to be on fire as they outscored their opponents, 44-19 last week.

HOW TO WATCH AND STREAM

Game one of the series on Friday will be available on ESPNU nationally. Game two of the series on Saturday will be televised live on FSSW+ and available on the FOX Sports Go app. Finally, game three of the series can be found on FCS and the FOX Sports Go app.

PROJECTED PITCHING MATCHUP

Friday, April 5 • 8:00 p.m. CT • RHP Jimmy Winston (3-0, 0.56 ERA) vs. RHP Bryce Elder (2-1, 1.70)

Sat., April 6 • 3:05 p.m. CT • LHP Paul Dickens (3-1, 3.65 ERA) vs. RHP Blair Henley (4-1, 3.40)

Sun., April 7 • 3:35 p.m. CT • RHP Hayden Kettler (2-2, 4.24 ERA) vs. Coy Cobb (0-2, 3.16)

AGAINST TEXAS

- Under the direction of Steve Rodriguez, the Bears are 4-6 against the Longhorns, but they have won two-of-three series since he took the helm in 2016. In 2018 the Bears were swept in a three-game series in Austin, but after that series loss the Bears went on to win their next 23 of 28 games, taking their first Big 12 Tournament title along the way. The last time the Bears and Longhorns met in Waco, the Bears took two-of-three, taking game one 6-2 and game two 4-3 before falling in the finale, 5-3. In 2016 the Bears also took the series over the Longhorns, taking game one 2-1 and game two 3-1 before falling in the finale, 7-6. The Bears also lost in the Big 12 Tournament in 2016 to the Horns, 15-3. Overall the Bears are looking to snap a four-game losing skid to their rival from down 1-35.

TOPS IN THE CONFERENCE

- The Bears have started Big 12 play 5-1 and sit atop the conference standings with Oklahoma State. The 5-1 start is the best start to conference play under Coach Rodriguez and the best over the first two weekends of the season since starting 6-0 in 2012.
- The Bears won their series at Kansas by winning games one and two in doubleheader fashion on Saturday, March 30 vs. the Jayhawks. The conference doubleheader victory is the first time in program history since the Bears did so on March 3, 2010 at Missouri. The Bears were led by Nick Loftin who was 8-for-15 in the series against the Jayhawks. On the pitching side, the Bears got two quality starts on Saturday, as Paul Dickens through 6.0 innings, allowing just two runs while striking out a career-best 12 batters. Then in game two of the doubleheader, Jimmy Winston pitched a career-best 7.0 shutout innings, striking out a career-high five batters.

TEAM INFORMATION

BAYLOR (21-7, 5-1 Big 12)

Ranking NR - BA, 26 - NCBWA, NR - D1, 22 - CB

Head Coach Steve Rodriguez (Pepperdine, 2001)

Career Record 517-380* (16th season)

(*Note: Due to NCAA sanctions against the University, Pepperdine later vacated all wins and NCAA Tournament appearances in baseball between the 2008-11 seasons. Rodriguez's adjusted record is 402-380.)

BU Record 116-80

TEXAS LONGHORNS (21-12, 3-3 Big 12)

Ranking 8 - BA, 13 - NCBWA, 12 - D1, 26 - CB

Head Coach David Pierce (8th season)

Career Record 298-168

POSSIBLE BU STARTERS

#	P	NAME	YR.	AVG	R	H	2B	3B	HR	RBI
23	C	Shea Langeliers	Jr.	.267	14	20	5	1	1	11
37	1B	Chase Wehsener	RFr.	.316	19	30	3	1	0	10
14	2B	Josh Bissonette	Sr.	.273	21	27	4	3	2	17
2	SS	Nick Loftin	So.	.392	31	47	9	1	5	26
33	3B	Davis Wendzel	Jr.	.377	26	40	10	0	4	23
1	LF	Cole Haring	Sr.	.329	18	27	2	0	6	24
21	CF	Richard Cunningham	Sr.	.320	31	39	7	3	4	22
9	RF	Davion Downey	So.	.256	21	22	7	1	3	19
5	DH	Andy Thomas	Jr.	.329	10	25	11	0	1	17
#	P	NAME	YR.	ERA	W-L	IP	SO	BB	B/AVG	
24	R	Jimmy Winston	RS0.	0.56	3-0	32.1	22	10	.193	
40	L	Paul Dickens	Jr.	3.65	3-1	37.0	49	12	.203	
28	R	Hayden Kettler	Jr.	4.24	2-2	23.1	24	10	.218	

UNIVERSITY

Location:	Waco, Texas
Chartered:	1845, by Republic of Texas
Enrollment:	17,217
Conference:	Big 12
Colors:	Green (PMS 560) & Gold (PMS 1235)
Nickname:	Bears
Mascots:	Joy and Lady (live Black Bears)
President:	Dr. Linda A. Livingstone
Faculty Representative:	Jeremy Counsellor
Director of Athletics:	Mack Rhoades
Sport Administrator:	Chad Jackson
Athletic Department Phone:	254.710.1234
Ticket Information Phone:	254.710.1000
Stadium (capacity):	Baylor Ballpark at Ferrell Field (5,000)
Largest Crowd:	5,911 (4/21/12 vs. Texas A&M)
Dimensions:	330-400-330
Press Box Phone:	254.754.5546

BASEBALL HISTORY

First Season:	1902
All-Time Record:	2,345-1,722-6 (.576)
All-Time Big 12 Record:	326-276 (.542)
Overall Postseason Record:	44-46 (.489)
NCAA Regional Appearances:	20
NCAA Super Regional Appearances:	4
CWS Appearances:	3 (1977, 1978, 2005)
Last NCAA Appearance:	2018 (Stanford Regional)
Conference Titles:	5 (1923, 1966, 2000, 2005, 2012)

2018 REVIEW

2018 Overall Record:	37-21
2018 Big 12 Record (Finish):	13-11 (5th)
2018 Final Rankings:	RV/NR/NR/NR
2018 Postseason:	Stanford Regional

2019 PREVIEW

Lettermen Returning/Lost:	20/8
Position Starters Returning/Lost:	10/0
Starting Pitchers Returning/Lost:	3/0
Newcomers:	11

COACHING STAFF

Head Coach:	Steve Rodriguez (Pepperdine, 2001)
Record at Baylor:	116-80 (4th season)
Career Record:	402-380 (16th season)
Assistant Coaches:	
Jon Strauss (4th season; Long Beach State, 1996)	
Mike Taylor (4th season; Prairie View A&M, 1997)	
Ruben Noriega (4th season; Lindenwood, 2009)	
Director of Operations:	Justin Grassi
Athletics Trainer:	Josh Ogden
Administrative Assistant:	Maggy Smith
Baseball Office Phone:	254.710.3029
Baseball Office Fax:	254.710.3008

ATHLETICS COMMUNICATIONS

Baseball Contact:	Rachel Caton
Office Phone:	254.710.3784
Cell Phone:	254-652-2061
E-mail:	Rachel_Caton@Baylor.edu
BAC Office:	1500 S. University Parks Dr. Waco, TX 76706

TEAM QUICK NOTES

LAST TIME OUT

• The Bears defeated DBU 5-1 in Dallas to complete the midweek sweep of the Patriots. Catcher Shea Langeliers launched his first home run of the season, Nick Loftin continued his hot-hitting by extending his hitting streak to 11 games and driving in two runs, while Chase Wehsener continues his hot ways, going 3-for-3 at the plate with his first-career stolen base. Overall through the last five frames, Baylor relievers (Caruso, Leckich, Boyd and Hill) held DBU to just two hits and walked just two batters while striking out seven batters to preserve the win. Freshman Brooks Helmer earned his first collegiate win.

IN THE NATIONAL RANKINGS

• The Bears boast a top 25 offense (24th in scoring) and a top 25 pitching staff (20th in ERA). The Bears boast the seventh-highest batting average in the nation (.317), 10th in total hits (310), 11th with 2.32 doubles per game, eighth with 65 total doubles, eighth in slugging percentage (.495), 14th in on-base percentage (0.406) and 24th in scoring (7.5). The Bears' fielding percentage of 0.979 ranks 20th nationally. On the mound the Bears rank 20th in ERA (3.17) and third with just 6.52 hits allowed per nine innings. The Bears also have the 13th-best fielding percentage at 0.98.

INDIVIDUALS IN THE NATIONAL RANKINGS

• Individually, Winston also ranks fourth nationally with a 0.56 ERA. Offensively, Nick Loftin ranks 10th with 47.0 hits on the year and 11th with 1.68 hits per game, while Andy Thomas ranks sixth with 0.52 doubles per game.

HOW THE BEARS STACK UP IN THE BIG 12

• The Bears lead the Big 12 in team batting average, slugging percentage and Loftin's batting average of .392 is second in the conference. The Bears rank first in hits (309), doubles (65) and first in total bases (483) and also rank second in runs scored (210). Loftin leads the conference with 47 hits and Wendzel is third with 40, followed by Cunningham in fourth with 38. Andy Thomas ranks tied for second with 11 doubles, while Wendzel is fifth with 10. Loftin leads the conference in total bases (73) and Wendzel ranks third with an on base percentage of .496, followed by Loftin in eighth (.445) and Downey in 10th (.441).

• On the mound, the Bears are have the second-best ERA at 3.17, but lead the conference with an opposing batting average of .205. Individually, Jimmy Winston leads the conference with a 0.56 ERA in 32.1 innings pitched over 11 appearances and Paul Dickens ranks tied for third with 49 total strikeouts.

• The Bears lead the conference with a .980 fielding percentage.

CONFERENCE HONORS

• The Bears earned their first two weekly honors of the year after a 4-1 week, including a series win over Kansas. Nick Loftin, who is absolutely on fire as of late, earned Big 12 Player of the Week honors for the first time in his career (previously won Newcomer of the Week once in 2018). He slashed .565/.615/.915 for the week and recorded multi-hit performances in all five games. In the series win at Kansas he was 8-for-15 with six RBIs and two home runs. The Corpus Christi native is riding a 10-game hitting streak and has had eight-straight multi-hit performances. Over those 10 games, nine of them have been multi-hit performances. Loftin leads the Big 12 in batting with a .397 average and also leads in hits (46) and total bases (72).

• Junior left-handed pitcher Paul Dickens earned his first Newcomer of the Week honor after striking out a career-best 12 batters in six innings of work, en route to the Bears' series-opening 8-2 victory at Kansas on Saturday afternoon. The Fort Worth native allowed just two runs on two hits and he averaged two strikeouts an inning as his 12 Ks on the day were a career-best and the most by any Big 12 pitcher in a conference game this season. Dickens currently ranks tied for third in the Big 12 with 49 strikeouts on the year.

GETTING BEANED

• The Bears have been hit 43 times this season, ranking 39th nationally in the category. Davion Downey has been hit 11 times on the year, good for 20th nationally. He is averaging 0.41 HBP per game, good for 27th-most nationally.

SCORING RUNS WITH TWO OUTS

• The Bears have scored 106 runs with two outs this year, making just about half of their 210 runs scored this year coming with two outs.

WALK-OFF WINS

• The Bears are 3-0 in walk-off wins this year and 2-0 in extra inning contests. Wendzel had the walk-off hit in the bottom of the ninth in game one of the series vs. West Virginia. The other two walk-off victories have come off the bat of Ryan Bertelsman, as he hit a walk-off three-run homer in the 11th inning of game one of the double header vs. Holy Cross on Feb. 16 and then he came through with an RBI single in the bottom of the 11th vs. Texas Southern on Wednesday, March 27.

WALK-OFF WINS

• Cole Haring's grand slam in game one of the doubleheader at Kansas on March 30, 2019, the first for the Bears since Nick Loftin hit one against the Jayhawks himself on March 24, 2018.

WINSTON STARTING STRONG

• Winston started out the season in the bullpen, making eight appearances, but has now made three-straight starts and is thriving as much as a starter as he was as a reliever entering in high-leverage situations. He boasts the fourth-lowest ERA in the nation and the best in the Big 12 at 0.56. Over three-straight starts he has only given

2019 BAYLOR BASEBALL GAME NOTES

up one run in 17.0 innings of work. He tossed a career-high seven shutout innings at Kansas and struck out a career-best seven batters.

STEALING BAGS

• Baylor has stolen 32 bases this season on 42 attempts, led by Davis Wendzel who is a career-high 11-of-11. The Bears were 34-for-51 when trying to steal in 2018.

LEADING THINGS OFF

• Since inserting Nick Loftin in the leadoff spot on March 10, the Bears have scored 111 runs on 170 hits in their last 15 games. Loftin is 27-for-62 with 5 HR, 18 RBI and 18 runs scored during the stretch. The Bears are 12-3 in such games.

CLIMBING UP THE RANKS

• Senior pitcher Kyle Hill currently ranks sixth in the record book with 119 career strikeouts in relief and its six away from fifth place (125).

SUNDAYS ARE FOR DOUBLES

• In back-to-back Sundays (March 10, March 17), junior Andy Thomas was a combined 8-for-10 with 4 RBIs and 10 doubles (vs. Nebraska, 3-for-5, 3 RBIs, 3 doubles) and (vs. Cal Poly, 5-for-5, 1 RBI, 5 4 doubles). On March 17 vs. Cal Poly, Thomas collected a career-high five total hits, including a career-high four doubles. Those four doubles were the most by a Baylor and Big 12 player since Logan Vick did so on Feb. 24, 2012 at UCLA. Thomas was one double shy of tying the program record of doubles in a game, also the NCAA single-game record. Then on Sunday, March 24 vs. West Virginia, Thomas also launched his first homer of the season, a three-run bomb in the bottom of the eighth inning. This past weekend at Kansas, Thomas didn't wait until Sunday for a big day. On Saturday, March 30, he was 3-for-5 with 2 doubles.

WINNING EARLY

• The Bears started the season 8-0 for the first time since 2017 and just the third time in program history (1984, 2017).

INJURY BUG

• The Bears have been bit by the injury bug, with the Big 12 Preseason Pitcher of the Year selection Cody Bradford out for the season with Thoracic Outlet Syndrome. Preseason All-American catcher Shea Langelier missed 10 games with a broken hamate bone and outfielder Cole Haring missed some time with a groin injury. Hayden Kettler has also missed time with a sore shoulder.

LITTLE LEAGUE TO D1

• Junior college transfer Mack Mueller played in the 2009 and 2010 Little League World Series as a member of Team Europe from Ramstein Air Base in Germany where his father, Mark, was stationed.

KEEPING IT IN THE FAMILY

• Redshirt sophomore Daniel Caruso is not the first in his family to be coached by Rodriguez. His older brother, Brandon, played baseball at Pepperdine from 2014-17, where he was coached by Rodriguez for two seasons (2014, 2015) before Coach Rodriguez took the Baylor job.

MUSICALLY INCLINED

• Senior second baseman Josh Bissonette is from a very creative and musically inclined family, as he father, Matt Bissonette, is currently on tour as the bassist for Elton John. He previously has been the bassist for David Lee Roth and Rick Springfield, among others. Growing up, he was home schooled until high school so he could travel and be on tour with his father. During that time, he got to visit all 30 MLB parks and his love for the game grew. Josh also is musical himself, but prefers to work with and make his own electronic music.

OFFENSE CLICKING EARLY

• The Bears mashed 83 runs in their first eight games of the season, the most in the first eight games in program history. The Bears have outscored their opponents, 83-22 overall. During that time, three of the top five in the Big 12 in the hits-per-game category come from the Bears' roster, with Davis Wendzel tying for the conference lead with 1.82 hits per game, followed by Richard Cunningham and Nick Loftin tying for third with 1.64 hits per game.

PICKED TO FINISH SECOND

The Bears were the preseason No. 2 pick in the Big 12 and earned two first place votes, collected 58 total points, behind No. 1 Texas Tech's 61 points. The second place selection in the preseason poll ties the highest in program history, first time since 2004 the Bears were picked second and fifth time in program history.

FAMILIAR FACES

• Baylor returns 20 letterwinners after losing eight from the 2018 squad. Baylor return all nine position starters, plus the entire pitching rotation from 2018. On the mound the Bears return 95 percent of their starts (55 of 58) from 2018 and 73 percent of their wins.

GOLDEN SPIKES

• Bradford and Langeliers were two of 55 and one of three from Big 12 named to USA Baseball's 2018 Golden Spikes Award Watch List (top amateur baseball player in country). For the first time in program history the Bears have had two players named to the watch list in the same season. Langeliers is one of 10 returners to the watch list from 2018.

STOPPER OF THE YEAR WATCH LIST

@BAYLORBASEBALL



STEVE RODRIGUEZ
HEAD COACH
16TH SEASON (4th Baylor)

THE RODRIGUEZ FILE**PERSONAL**

Hometown: Las Vegas, Nev.

Family: Wife, Kim; daughter, Julia, son, Nolan

EDUCATION

College: Pepperdine (2001) - B.S. Public Relations

Pepperdine (2003) - Master's Educational Technology

COACHING EXPERIENCE**Assistant Coach****Pepperdine, 2000-03**

• Helped team to 145-98 record, 88-32 mark in WCC

• 2001 WCC title

• 2 NCAA Tournament appearances (2001, 2003)

Head Coach**Pepperdine, 2004-2015**

• 401-300 (.572) record, 163-109 (.599) in WCC

• Second-winningest coach in program history

• 701 games coached are school record

• 2014 West Coast Conference Coach of the Year

• 2014 USA Baseball National Team Assistant Coach

• 2012 West Coast Conference Coach of the Year

• 8 NCAA Regionals (2004-08, 2012, 2014-15) -- Hosted first-ever Regional in 2006

• 1 NCAA Super Regional (2014) -- Program's first appearance

• 2 West Coast Conference tournament championships (2014-15)

• 3 West Coast Conference Championship Series titles (2004-06)

• 5 West Coast Conference regular season championships (2004-06, 2012, 2014)

Head Coach**Baylor, 2016-pres.**

• Fourth season, 99-73 overall record, 35-37 Big 12 record

• 2017 Big 12 Coach of the Year

• Led Baylor to first NCAA Regional since 2012 in 2017, 2018

• 1 Gold Glove selection

• 3 All-America selections

• 2 Freshman All-America selections

• 2 All-District selections

• Baylor's First Big 12 Pitcher of the Year

THE RODRIGUEZ WORKSHEET

YEAR	SCHOOL	OVERALL	CONF.
Year	Overall	Conference	NCAA
^2004	30-32	@19-11/1st	Regional
^2005	41-23	@21-9/1st	Regional
^2006	42-21	@15-6/T-1st	Regional
^2007	35-22	14-7/3rd	Regional
^2008*	38-21	14-6/2nd	Regional
^2009*	31-23	12-9/T-3rd	
^2010*	24-30	12-9/T-3rd	
^2011*	22-34	7-14/7th	
^2012	36-23	16-8/1st	Regional
^2013	27-24	13-11/5th	
^2014	43-18	#18-9/1st	Super Regional
^2015	32-29	#17-10/2nd	Regional
+2016	24-29	10-14/7th	
+2017	34-23	12-12/4th	Regional
+2018	37-21\$	13-11	Regional
+2019	21-7	5-1	
Totals*	517-380	203-147	10 appearances
Baylor	116-80	40-38	

+Baylor; *Pepperdine; @West Coast Conference Series Champion; #West Coast Conference Tournament Champion; \$ Big 12 Conference Tournament Champion

*Note: Due to NCAA sanctions against the University, Pepperdine later vacated all wins and NCAA Tournament appearances in baseball between the 2008-11 seasons. Pepperdine's adjusted overall NCAA records for each season are 0-19 (2008), 0-23 (2009), 0-30 (2010) and 0-34 (2011).

TEAM HONORS

No. 2 in Preseason Big 12 Coaches Poll

MISCELLANEOUS STATISTICS

Current Streak.....	Lost 1
Current Home Streak.....	Win 6
Current Road/Neutral Streak.....	Lost 1
Current Nonconference Streak.....	Win 2
Current Conference Streak.....	Loss 1
Last Win.....	March 30, 2019 at KU, 8-0
Last Home Win.....	March 27, 2019 vs. TSU, 3-2 (11)
Last Away Win.....	March 30, 2019 at KU, 8-0
Last Loss.....	March 31, 2019 at KU, 12-7
Last Home Loss.....	March 16, 2019 vs. Cal Poly (1-3)
Last Away Loss.....	March 31 at KU, 12-7

ROSTER BREAKDOWN**BY CLASS****Senior (6)**

Josh Bissonette, Richard Cunningham, Cole Haring, Kyle Hill, T.J. Raguse, Cole Weaver

Junior (11)

Luke Boyd, Cody Bradford, Paul Dickens, Logan Freeman, Hayden Kettler, Shea Langeliers, Ryan Leckich, Mack Mueller, Hunter Seay, Andy Thomas, Davis Wendzel

Sophomore (10)

Jacob Ashkinos, Ryan Bertelsman, Daniel Caruso, Collin Garrett, Jimmy Winston, Davion Downey, William Gilbert, Nick Loftin, Tyler Thomas, Chase Wehsener

Freshman (8)

Kyle Harper, Brooks Helmer, Blake Helmer, Ricky Martinez, Anderson Needham, Ryan Segner, Jake Walsh, Branson Wilson

BY HOME STATE**Texas (26)**

Jacob Ashkinos, Ryan Bertelsman, Cody Bradford, Richard Cunningham, Paul Dickens, Logan Freeman, Collin Garrett, William Gilbert, Cole Haring, Kyle Harper, Brooks Helmer, Blake Helton, Kyle Hill, Hayden Kettler, Shea Langeliers, Ryan Leckich, Nick Loftin, Mack Mueller, Anderson Needham, T.J. Raguse, Hunter Seay, Ryan Segner, Tyler Thomas, Jake Walsh, Branson Wilson, Jimmy Winston

California (8)

Josh Bissonette, Luke Boyd, Daniel Caruso, Andy Thomas, Ricky Martinez, Davis Wendzel, Cole Weaver, Chase Wehsener

Kentucky (1)

Davion Downey

COACHING DUTIES**3RD BASE**

Assistant Coach Mike Taylor

1ST BASE

Volunteer Assistant Coach Ruben Noriega

• Hill was one of 75 and one of three from Big 12 named to NCBWA 2019 Stopper of the Year Preseason Watch List (top relief pitcher in NCAA DI baseball). For the third-straight year the Bears have a pitcher on the watch list after Troy Montemayor in 2017 and 2018.

BOBBY BRAGAN COLLEGIATE SLUGGER AWARD

• Cunningham and Andy Thomas were 2 of 30 players (2 of 6 from the Big 12) named to 2019 Bobby Bragan Collegiate Slugger Award Watch List (top DI slugger on field, in dugout and in the classroom from Texas, Oklahoma, Arkansas, Louisiana and New Mexico). Cunningham is the first student-athlete to be on the watch list for three-straight seasons.

STEADY IMPROVEMENT

• The Bear are looking to take another jump in 2019 as they have steadily improved under fourth-year head coach Steve Rodriguez. In his first year in 2016, the Bears finished 24-29, 10-14 in the Big 12. In year two (2017), the Bears were 34-23, 12-12 in the Big 12 and advanced to the Houston Regional. In 2018, the Bears won the Big 12 Tournament for the first time in program history and advanced to the NCAA postseason in the Stanford Regional for the second-straight season. The Bears were 37-21 and finished fifth in the Big 12 at 13-11.

BIG 12 TOURNAMENT CHAMPIONS

• The Bears won the Big 12 Tournament title in 2018 for the first time in program history, its first conference tournament title since 1993 (Southwest Conference) and its fourth overall (1977, 1978 (both SWC)). Baylor played in the Big 12 Championship title game for the first time since 2010 (No. 6 Baylor lost to No. 4 Texas A&M 5-3 in 10 innings). BU is now 1-6 all-time in Big 12 Championship title games and made it to the title game as a No. 5 seed in 2003 (lost to No. 3 Texas 10-8 in 10 innings). BU was the first No. 5 seed to play in the title game since Texas in 2015 (won). For head coach Steve Rodriguez, he won his sixth conference tournament title (five with Pepperdine in the West Coast Conference). The Bears defeated TCU 6-5 in 11 innings to earn the victory.

• Cody Bradford, Richard Cunningham, Shea Langeliers, Nick Loftin and Davis Wendzel were named to the 2018 Phillips 66 Big 12 Championship All-Tournament Team. BU's five selections were its most since having a program-record six in 2003. Cody Bradford and Shea Langeliers were named Co-Most Outstanding Players of the 2018 Phillips 66 Big 12 Championship, marking Baylor's first MOP winners in program history.

ACADEMIC SUCCESS

• So. LHP Cody Bradford and Jr. DH Richard Cunningham were named to the College Sports Information Directors of America (CoSIDA) Academic All-District Seven Team on May 10. The duo's recognition marked the first for Baylor since Logan Brown in 2015. Overall, Bradford and Cunningham are the program's 40th and 41st selections and gave BU multiple choices for the first time since 2013.

• Cunningham earned Third Team CoSIDA Google Cloud Academic All-America honors for the first time in his career in 2018 and gave Baylor an Academic All-America selection for the eighth time in the last 10 seasons. He was the first to garner the honor since Logan Brown in 2015. Overall, he was the program's 16th all-time selection and 12th different player to earn the award. The Austin, Texas, native graduated with a 3.83 GPA in finance and had a 3.89 GPA in his first year of graduate school in the business administration program. Cunningham was one of only two players in the Big 12 Conference represented on the three-team, 33-person list.

LANGELIERS AND HIS GOLDEN GLOVE

• Catcher Shea Langeliers is the second Gold Glove winner in program history, joining Logan Brown, who was recognized as an outfielder in 2014. The Keller, Texas, native was recognized as Division I's best defensive catcher in 2018 after allowing an average of only one stolen base every five games during the 2018 season. He caught 23 of 33 attempted base stealers in 50 games started behind the dish, including only one stolen base allowed in his last 21 games of 2018. Langeliers also was charged with only three passed balls, and his glove work limited Baylor pitchers to only 0.46 wild pitches per game while Langeliers was catching. He posted a .995 fielding percentage as a catcher, recording 387 putouts and 50 assists while committing only two errors. Langeliers started all 58 games for the Bears during his sophomore season, with eight of those starts coming at first base. He hit .252 with a team-best 11 home runs, while adding 18 doubles, two triples, 44 RBIs and 49 runs scored.

DRAFT SUCCESS

• In the 2018 Major League Baseball First-Year Player Draft, senior right-handed pitcher Troy Montemayor and then-sophomore third baseman Davis Wendzel were selected. Montemayor went to the St. Louis Cardinals in the 25th round with the 753rd overall pick, and Wendzel was drafted by the Boston Red Sox in the 37th round with the 1,120th overall selection. Wendzel chose to forgo his opportunity with the Red Sox to return for his junior season in Waco. With the picks, Baylor has had at least one player selected in 41 of 43 drafts since 1976. The Bears have had 140 total draft picks in program history, including two selections in each of the last two years.

TEAM USA

• Catcher Shea Langeliers was the first choice for the 2018 USA Baseball Collegiate National Team on April 11, marking BU's first USA player since 2008, eighth overall and ninth selection. Pitcher Cody Bradford also played with the team during the summer, but did not make the final roster.

CLEAN FIELDING

• Rodriguez has helped conduct Baylor top 10 fielding percentage seasons in each of his first three seasons with the Bears. In 2016, the team tied for eighth all-time at BU with a .968 fielding percentage and topped it in 2017 with a third-best .972 mark. In 2018, the Bears had a fielding percentage of .971 which tied for fourth-best in program history. Currently, the Bears lead the conference with a .980 fielding percentage and rank 13th nationally in the category.

2019 BAYLOR BASEBALL GAME NOTES
2019 NUMERICAL ROSTER

No.	Name	B/T	Pos.	Ht.	Wt.	Cl-Exp.	Hometown/Last School
1	Cole Haring	R/R	OF	5-10	185	SR-1L	Katy, Texas/Katy HS/McLennan CC
2	Nick Loftin	R/R	IF	6-1	180	SO-1L	Corpus Christi, Texas/W.B. Ray HS
3	Ryan Bertelsman	R/R	OF	6-0	195	R-SO-1L	Friendswood, Texas/Friendswood HS
8	Kyle Harper	R/R	C/1B/OF	6-0	190	R-FR-RS	Houston, Texas/Cypress Creek HS
9	Davion Downey	L/L	OF	6-0	200	SO-1L	Bowling Green, Ky./Warren East HS
10	Ryan Leckich	S/L	LHP	5-10	190	JR-2L	Port Neches, Texas/Neches Groves HS
11	Ricky Martinez	R/R	INF	6-0	190	FR-HS	Morgan Hill, Calif./St. Francis HS
12	Branson Wilson	R/R	RHP	6-3	190	FR-HS	Fort Worth, Texas/Southwest Christian HS
13	Hunter Seay	L/L	OF	6-0	180	R-SO-1L	Keller, Texas/Keller HS
14	Josh Bissonette	R/R	IF	6-0	185	SR-3L	Anaheim Hills, Calif./Orange Lutheran HS
15	Kyle Hill	R/R	RHP	5-11	195	SR-3L	Corpus Christi, Texas/Calallen HS
16	Tyler Thomas	L/L	LHP	6-1	170	SO-1L	Keller, Texas/Keller HS
18	Cody Bradford	L/L	LHP	6-3	195	JR-2L	Aledo, Texas/Aledo HS
20	T.J. Raguse	L/L	OF	6-1	205	SR-3L	Georgetown, Texas/Georgetown HS
21	Richard Cunningham	L/L	OF	5-10	195	SR-3L	Austin, Texas/Stephen F. Austin HS
22	Blake Helton	R/R	RHP	6-4	175	FR-HS	Austin, Texas/Lake Travis HS
23	Shea Langeliers	R/R	C/1B	6-0	190	JR-2L	Keller, Texas/Keller HS
24	Jimmy Winston	R/R	RHP	6-4	200	R-SO-1L	Houston, Texas/Lamar HS
25	Andy Thomas	L/R	C/1B	6-2	210	JR-2L	Murrieta, Calif./Murrieta HS
28	Hayden Kettler	R/R	RHP	6-2	190	JR-2L	Coppell, Texas/Coppell HS
29	Jake Walsh	R/R	C	6-3	175	FR-HS	Carrollton, Texas/Trinity Christian HS
30	Jacob Ashkinos	R/R	RHP	6-1	225	R-SO-1L	Aledo, Texas/Aledo HS/Cisco College
31	Daniel Caruso	L/R	RHP	6-0	160	R-SO-1L	Los Angeles, Calif./Loyola HS
33	Davis Wendzel	R/R	IF	6-0	205	JR-2L	San Clemente, Calif./Jserra Catholic HS
34	Anderson Needham	R/R	RHP	6-4	190	FR-HS	Heath, Texas/Rockwall Heath HS
35	Brooks Helmer	R/R	RHP/1B	6-4	230	FR-HS	Rockwall, Texas/Rockwall HS
36	Ryan Segner	R/R	RHP	6-2	190	FR-HS	Fredricksburg, Texas/Fredricksburg HS
37	Chase Wehsener	R/L	1B	6-1	185	R-FR-RS	San Diego, Calif./Christian HS
40	Paul Dickens	L/L	LHP	6-5	225	R-JR-TR	Fort Worth, Texas/Home school/Navarro JC
41	Luke Boyd	R/R	RHP	6-2	180	JR-2L	Ojai, Calif./Nordhoff HS
44	Logan Freeman	R/R	RHP	6-1	215	JR-TR	Buffalo, Texas/Buffalo HS/McLennan CC
45	Cole Weaver	L/R	IF	5-10	170	SR-2L	Carlsbad, Calif./Santa Fe Christian HS/Saint John's
50	Mack Mueller	R/L	OF/1B	6-3	225	JR-TR	Abilene, Texas/Wylie HS/Cisco College
54	Collin Garrett	R/R	RHP	6-5	250	R-JR-1L	Montgomery, Texas/Montgomery HS
55	William Gilbert	R/R	RHP	6-6	220	R-SO-RS	Plano, Texas/Trinity Christian Academy

Head Coach: 5 Steve Rodriguez (Pepperdine, 2001; 4th Season)
Assistant Coaches: 4 Jon Strauss (Long Beach State, 1996; 4th Season)
 6 Mike Taylor (Prairie View A&M, 1997; 4th Season)
 27 Ruben Noriega (Lindenwood, 2009; 4th Season)
Director of Operations: Justin Grassi (FGCU, 2014; 1st Season)
Athletic Trainer: Josh Ogden (TCU, 2007; 6th Season)

GAMES 29-31 - TEXAS

BAYLOR IN THE RANKINGS

WEEK	BA	COACHES	D1	NCBWA	PG	CB
Preseason 16	18		15	16	12	21
Week 1	16	18	15	13	12	21
Week 2	16	18	15	12	12	14
Week 3	25	20	21	21	24	21
Week 4	NR	RV	NR	28	NR	27
Week 5	NR	RV	NR	29	NR	26
Week 6	NR	RV	NR	29	NR	25
Week 7	NR	RV	NR	26	NR	22

PRONUNCIATIONS

Jacob ASHKINOS	ASH-KIN-OSE
Josh BISSONETTE	BISS-UN-ETT
Daniel CARUSO	CAH-ROO-SO
DAVION Downey	DAY-VEE-ON
Shea LANGELIERS	LANG-UH-LEERS
T.J. RAGUSE	RAG-GOOSE-EE
Hunter SEAY	SAY
Ryan SEGNER	SEG-NUR
Chase WEHSENER	WEZ-NURR
Davis WENDZEL	WHEN-ZELL

INDIVIDUAL SEASON HONORS

SHEA LANGELIERS

Golden Spikes Award Watch List
 Second Team Preseason All-American (D1Baseball.com,
 Perfect Game, Baseball America, Collegiate Baseball
 Third Team Preseason All-American (NCBWA)
 Preseason All-Big 12

CODY BRADFORD

Preseason Big 12 Pitcher of the Year
 Preseason All-Big 12
 Golden Spikes Award Preseason Watch List
 D1Baseball Second Team Preseason All-American
 Third Team Preseason All-American (Perfect Game, Collegiate
 Baseball)
 Dr. Gerald Lage Academic Achievement Award

DAVIS WENDZEL

Preseason All-Big 12

NICK LOFTIN

Preseason All-Big 12
 Big 12 Player of the Week (Week of March 25-31)

KYLE HILL

Preseason Watch List Stopper of the Year Award

RICHARD CUNNINGHAM

Senior CLASS Award Candidate
 Bobby Bragan Award Watch List
 Shriners College Classic Service Award
 All-Tournament Team Shriners Collegiate Classic

ANDY THOMAS

Bobby Bragan Award Watch List
 Bobby Bragan Collegiate Slugger Award - Player of the Week
 (March 18)

PAUL DICKENS

Big 12 Newcomer of the Week (Week of March 25-31)

STARTING LINEUP BY DEFENSIVE POSITION

DATE	OPPONENT	P	C	1B	2B	3B	SS	LF	CF	RF	DH
2/15	Holy Cross	Kettler	Langeliers	Mueller	Bissonette	Wendzel	Loftin	Haring	Cunningham	Downey	Weaver
2/16	Holy Cross	T. Thomas	Langeliers	Mueller	Bissonette	Wendzel	Loftin	Weaver	Cunningham	Downey	Raguse
2/16	Holy Cross	Bradford	Langeliers	Wehsener	Bissonette	Wendzel	Loftin	Haring	Cunningham	Downey	Bertelsman
2/17	Holy Cross	Needham	Langeliers	Wehsener	Bissonette	Wendzel	Loftin	Haring	Cunningham	Downey	Bertelsman
2/22	Cornell	Kettler	Harper	Wehsener	Bissonette	Wendzel	Loftin	Haring	Cunningham	Downey	Bertelsman
2/23	Cornell	T. Thomas	Harper	Wehsener	Bissonette	Wendzel	Loftin	Haring	Cunningham	Downey	Mueller
2/24	Cornell	Bradford	Harper	Wehsener	Bissonette	Wendzel	Loftin	Haring	Cunningham	Downey	Martinez
2/26	Dallas Baptist	Dickens	Harper	Wehsener	Bissonette	Wendzel	Loftin	Haring	Cunningham	Downey	A. Thomas
3/1	vs. Texas A&M	Kettler	Harper	Wehsener	Bissonette	Wendzel	Loftin	Haring	Cunningham	Downey	A. Thomas
3/2	vs. Rice	T. Thomas	A. Thomas	Wehsener	Bissonette	Wendzel	Loftin	Harper	Cunningham	Downey	Bertelsman
3/3	vs. Texas State	Bradford	Harper	Wehsener	Bissonette	Wendzel	Loftin	Martinez	Cunningham	Downey	A. Thomas
3/8	Nebraska	Kettler	Harper	Wehsener	Bissonette	Wendzel	Loftin	Mueller	Cunningham	Downey	A. Thomas
3/9	Nebraska	Dickens	A. Thomas	Wehsener	Bissonette	Wendzel	Loftin	Mueller	Cunningham	Downey	Bertelsman
3/10	Nebraska	Needham	A. Thomas	Wehsener	Bissonette	Wendzel	Loftin	Mueller	Cunningham	Downey	Langeliers
3/13	ACU	Boyd	Langeliers	Wehsener	Bissonette	Wendzel	Loftin	Mueller	Cunningham	Downey	A. Thomas
3/15	Cal Poly	Dickens	Langeliers	Wehsener	Bissonette	Wendzel	Loftin	Haring	Cunningham	Downey	A. Thomas
3/16	Cal Poly	Winston	Langeliers	Wehsener	Bissonette	Wendzel	Loftin	Haring	Cunningham	Downey	A. Thomas
3/17	Cal Poly	T. Thomas	Langeliers	Wehsener	Bissonette	Wendzel	Loftin	Haring	Cunningham	Downey	A. Thomas
3/19	at Sam Houston	Boyd	Langeliers	A. Thomas	Bissonette	Wendzel	Loftin	Haring	Cunningham	Downey	Raguse
3/22	West Virginia	Dickens	Langeliers	Wehsener	Bissonette	Wendzel	Loftin	Haring	Cunningham	Downey	A. Thomas
3/23	West Virginia	Winston	Langeliers	Wehsener	Bissonette	Wendzel	Loftin	Mueller	Cunningham	Haring	A. Thomas
3/24	West Virginia	Leckich	Langeliers	Wehsener	Bissonette	Wendzel	Loftin	Haring	Cunningham	Downey	A. Thomas
3/26	Texas Southern	Needham	Langeliers	Wehsener	Bissonette	Wendzel	Loftin	Haring	Cunningham	Downey	A. Thomas
3/27	Texas Southern	T. Thomas	Langeliers	Wehsener	Bissonette	Wendzel	Loftin	Haring	Cunningham	Downey	A. Thomas
3/30	at Kansas (DH1)	Dickens	Langeliers	Wehsener	Bissonette	Wendzel	Loftin	Haring	Cunningham	Downey	A. Thomas
3/30	at Kansas (DH2)	Winston	Langeliers	Wehsener	Bissonette	Wendzel	Loftin	Haring	Cunningham	Downey	A. Thomas
3/31	at Kansas	Kettler	Langeliers	Wehsener	Bissonette	Wendzel	Loftin	Mueller	Cunningham	Haring	A. Thomas
4/2	at Dallas Baptist	Ashkinos	Langeliers	Wehsener	Bissonette	Wendzel	Loftin	Haring	Cunningham	Haring	A. Thomas

STARTING LINEUP BY BATTING ORDER

DATE	OPPONENT	LEADOFF	2	3	4	5	6	7	8	9
2/15	Holy Cross	Cunningham	Loftin	Wendzel	Langeliers	Downey	Haring	Mueller	Bissonette	Weaver
2/16	Holy Cross	Cunningham	Loftin	Wendzel	Langeliers	Downey	Mueller	Raguse	Bissonette	Weaver
2/16	Holy Cross	Cunningham	Loftin	Wendzel	Langeliers	Downey	Bertelsman	Wehsener	Bissonette	Haring
2/17	Holy Cross	Cunningham	Loftin	Wendzel	Downey	Bertelsman	Haring	Wehsener	Bissonette	Harper
2/22	Cornell	Cunningham	Loftin	Wendzel	Downey	Haring	Bertelsman	Wehsener	Bissonette	Harper
2/23	Cornell	Cunningham	Loftin	Wendzel	Downey	Haring	Mueller	Wehsener	Bissonette	Harper
2/24	Cornell	Cunningham	Loftin	Wendzel	Downey	Haring	Wehsener	Martinez	Bissonette	Harper
2/26	Dallas Baptist	Cunningham	Loftin	Wendzel	Downey	Haring	Wehsener	A. Thomas	Bissonette	Harper
3/1	vs. Texas A&M	Cunningham	Loftin	Wendzel	Downey	Haring	Wehsener	A. Thomas	Bissonette	Harper
3/2	vs. Rice	Cunningham	Loftin	Wendzel	Downey	Wehsener	Bertelsman	A. Thomas	Bissonette	Harper
3/3	vs. Texas State	Cunningham	Loftin	Wendzel	Downey	Wehsener	A. Thomas	Martinez	Bissonette	Harper
3/8	Nebraska	Cunningham	Loftin	Wendzel	Downey	Wehsener	A. Thomas	Mueller	Bissonette	Harper
3/9	Nebraska	Cunningham	Loftin	Wendzel	Downey	Mueller	Wehsener	A. Thomas	Bertelsman	Bissonette
3/10	Nebraska	Loftin	Cunningham	Wendzel	Langeliers	Downey	Bissonette	Mueller	A. Thomas	Wehsener
3/13	ACU	Loftin	Cunningham	Wendzel	Downey	Langeliers	A. Thomas	Bissonette	Mueller	Wehsener
3/15	Cal Poly	Loftin	Cunningham	Wendzel	Downey	Langeliers	A. Thomas	Bissonette	Haring	Wehsener
3/16	Cal Poly	Loftin	Cunningham	Wendzel	Downey	Langeliers	A. Thomas	Bissonette	Haring	Wehsener
3/17	Cal Poly	Loftin	Cunningham	Wendzel	A. Thomas	Langeliers	Downey	Haring	Bissonette	Wehsener
3/19	at Sam Houston	Loftin	Cunningham	Wendzel	A. Thomas	Langeliers	Downey	Haring	Bissonette	Raguse
3/22	West Virginia	Loftin	Cunningham	Wendzel	A. Thomas	Langeliers	Downey	Haring	Bissonette	Wehsener
3/23	West Virginia	Loftin	Cunningham	Wendzel	Langeliers	A. Thomas	Haring	Mueller	Bissonette	Wehsener
3/24	West Virginia	Loftin	Cunningham	Wendzel	A. Thomas	Langeliers	Downey	Haring	Bissonette	Wehsener
3/26	Texas Southern	Loftin	Cunningham	Wendzel	A. Thomas	Langeliers	Downey	Haring	Bissonette	Wehsener
3/27	Texas Southern	Loftin	Cunningham	Wendzel	A. Thomas	Langeliers	Downey	Haring	Bissonette	Wehsener
3/30	at Kansas (DH1)	Loftin	Cunningham	Wendzel	A. Thomas	Langeliers	Downey	Haring	Bissonette	Wehsener
3/30	at Kansas (DH2)	Loftin	Cunningham	Wendzel	A. Thomas	Langeliers	Downey	Haring	Bissonette	Wehsener
3/31	at Kansas	Loftin	Cunningham	Wendzel	Langeliers	A. Thomas	Haring	Bissonette	Mueller	Wehsener
4/2	at Dallas Baptist	Loftin	Cunningham	Wendzel	A. Thomas	Langeliers	Downey	Haring	Bissonette	Wehsener

HITTING STREAKS

Player	2019 Season High	Current
Nick Loftin	11	11
Davis Wendzel	9	-
Davion Downey	8	-
Andy Thomas	7	-
Josh Bissonette	7	1
Kyle Harper	6	-
Chase Wehsener	6	6
Shea Langeliers	5	2
Cole Haring	5	-
Richard Cunningham	4	-
Ryan Bertelsman	3	2
Mack Mueller	2	1
Ricky Martinez	1	-
Cole Weaver	1	1
Hunter Seay	1	1

ON BASE STREAKS

Player	2019 Longest	Current
Nick Loftin	15	15
Andy Thomas	14	-
Josh Bissonette	12	2
Davion Downey	10	2
Davis Wendzel	9	9
Cole Haring	9	2
Richard Cunningham	8	-
Shea Langeliers	8	2
Kyle Harper	6	-
Ryan Bertelsman	6	6
Chase Wehsener	6	6
Ricky Martinez	3	-
Mack Mueller	2	1
Cole Weaver	2	1
T.J. Raguse	1	-
Hunter Seay	1	1

MULTI-HIT GAMES

Player	2	3	4	5	Total
Nick Loftin	13	6	-	-	19
Davis Wendzel	8	4	-	-	12
Richard Cunningham	4	6	-	1	11
Josh Bissonette	8	1	-	-	9
Chase Wehsener	5	4	-	-	9
Cole Haring	5	2	1	-	8
Davion Downey	6	1	-	-	7
Shea Langeliers	5	1	-	-	6
Andy Thomas	2	2	-	1	5
Kyle Harper	4	-	-	-	4
Mack Mueller	1	1	-	-	2
Ryan Bertelsman	1	1	-	-	2
Ricky Martinez	1	-	-	-	1

MULTI-RBI GAMES

Player	2	3	4	5	Total
Nick Loftin	5	1	1	-	7
Davis Wendzel	4	1	1	-	6
Cole Haring	3	-	2	1	6
Davion Downey	4	-	1	-	5
Richard Cunningham	4	1	-	-	5
Josh Bissonette	4	-	-	-	4
Ryan Bertelsman	2	1	-	-	3
Kyle Harper	2	-	-	-	2
Shea Langeliers	2	-	-	-	2
Andy Thomas	-	1	1	-	2
Chase Wehsener	-	-	-	1	1
Mack Mueller	-	1	-	-	1

2019 BAYLOR BASEBALL GAME NOTES LAST TIME A BAYLOR PLAYER...

Led off a game with a home run:.....	Richard Cunningham (vs. Texas State, March 3, 2019)
Hit an inside-the-park home run:.....	Chris Slater (vs. Texas Tech, March 19, 2011)
Hit a pinch-hit home run:.....	Mitch Price (at TCU, April 19, 2013)
Hit a grand slam:.....	Cole Haring (vs. Kansas, March 30, 2019)
Hit a game-winning home run:.....	Ryan Bertelsman (vs. Holy Cross, Feb. 16, 2019)
Hit two home runs:.....	Nick Loftin (vs. ACU, March 13, 2019)
Hit three home runs:.....	Aaron Dodson (at Texas Tech, April 9, 2017)
Homered from both sides of the plate:.....	Beamer Weems (at Kansas, April 15, 2007)
Homered in consecutive innings:.....	Chris Slater (vs. Oral Roberts; March 6, 2010) (5th-6th)
Homered in consecutive games:.....	Richard Cunningham (vs. Kansas, March 30 (DH), 2019)
Homered in three straight games:.....	Josh Ludy (vs. KSU, vs. Oklahoma, vs. Oral Roberts, vs. UT Arlington; May 25 - June 2, 2012) (4)
Homered in both games of a doubleheader:.....	Aaron Miller (at Kansas, April 15, 2007)
Hit for the cycle:.....	Josh Ford (at Texas Tech, May 23, 2004)
Had a walk-off hit:.....	Ryan Bertelsman (RBI single in 11th vs. Texas Southern, March 27, 2019)
Had a walk-off home run:.....	Ryan Bertelsman (vs. Holy Cross, Feb. 16, 2019)
Reached in six straight plate appearances (one game):.....	Davis Wendzel (vs. Cornell, Feb. 22, 2019) (6)
Reached in six or more straight plate appearances:.....	Davis Wendzel (vs. Cornell, Feb. 22, 2019) (6)
Reached safely in 30 or more consecutive games:.....	Davis Wendzel (March 10-May 13, 2018) (37)
Scored five or more runs in a game:.....	Darryn Sheppard (vs. Stony Brook, Feb. 27, 2016) (5)
Had eight or more consecutive hits:.....	Darryn Sheppard (Feb. 26-27, 2016) (8)
Had six or more hits in a game:.....	*Michael Griffin (at Arizona, Feb. 9, 2003) (6)
Had four or more RBI in a game:.....	Cole Haring (vs. Kansas, March 30, 2019) (4)
Had five or more RBI in a game:.....	Cole Haring (vs. West Virginia, March 23, 2019) (5)
Had six or more RBI in a game:.....	Aaron Dodson (at Texas Tech, April 9, 2017) (6)
Had seven or more RBI in a game:.....	Josh Ludy (at Kansas State, April 15, 2012) (7)
Had eight or more RBI in a game:.....	Richard Cunningham (vs. Stony Brook, Feb. 27, 2016) (8)
Hit three or more doubles in a game.....	Andy Thomas (March 17, 2019 vs. Cal Poly) (4)
Hit two or more triples in a game:.....	** Beamer Weems (vs. Texas Southern, March 20, 2007) (2)
Hit two extra-base hits in an inning:.....	Logan Vick (at UCLA, Feb. 24, 2012; 7th inn.) (2B, 2B)
Stole three bases in a game:.....	Logan Brown (vs. Texas, May 17, 2015, 61) (3)
Stole four bases in a game:.....	** Anthony Hensley (vs. Texas, April 21, 2000) (4)
Stole home:.....	Hayden Ross (vs. Texas A&M, March 8, 2015)
Walked three or more times in a game:.....	Davion Downey (vs. Kansas, March 30, 2019) (3)
Walked four or more times in a game:.....	Andy Thomas (vs. PVAMU, March 26, 2018) (4)
Had 10 or more consecutive scoreless outings:.....	Jake Weghorst (April 4, 2006 through June 5, 2006) (18)
Had a scoreless streak of at least 20 innings:.....	Willie Kempf (May 18, 2010 through May 30, 2010) (20.1)
Had a scoreless streak of at least 25 innings:.....	Jake Weghorst (April 4, 2006 through Feb. 10, 2007) (28.0)
Had a streak of at least 20 innings without an earned run:.....	Logan Verrett (April 29, 2011 through May 25, 2011) (27.0)
Threw a nine-inning no-hitter:.....	Kyle Evans (vs. Iowa State, April 15, 2000)
Threw a nine-inning one-hitter:.....	Cody Bradford (vs. TCU, April 20, 2018)
Struck out four batters in an inning:.....	Brooks Pinckard (vs. Texas Tech, March 19, 2011)
Struck out 10 or more batters in a game:.....	Paul Dickens (vs. Kansas, March 30, 2019) (12)
Struck out 11 or more batters in a game:.....	Paul Dickens (vs. Kansas, March 30, 2019) (12)
Struck out 12 or more batters in a game:.....	Logan Verrett (vs. Louisiana Tech, March 11, 2011) (14)
Struck out 13 or more batters in a game:.....	Logan Verrett (vs. Louisiana Tech, March 11, 2011) (14)
Struck out 14 or more batters in a game:.....	Logan Verrett (vs. Louisiana Tech, March 11, 2011) (14)
Struck out eight or more batters in a game in relief:.....	Jacob Ashkinos (at DBU, March 20, 2018) (9)
Struck out 10 or more batters in a game in relief:.....	** Aaron Miller (vs. Missouri, April 11, 2009) (10)
Pitched a 9-inning complete game shutout:.....	Cody Bradford (vs. TCU, April 20, 2018)
Pitched back-to-back complete games:.....	Cody Bradford (vs. TCU, April 20, 2018) (at Kansas State, April 27, 2018) Jason Jennings (at Iowa State, May 14, 1999; vs. Missouri, May 19, 1999)
Pitched back-to-back complete game shutouts:.....	*Cody Bradford (vs. TCU, April 20, 2018) (at Kansas State, April 27, 2018)
Had an unassisted triple play:.....	Scott Morrison (at Rice, April 27, 1996)

* - school record
** - ties school record

GAMES 29-31 - TEXAS

LAST TIME A BAYLOR TEAM...

Had five or more doubles in an inning:.....	Feb. 24, 2012 (at UCLA, 7th inn.) (5)
Had seven or more doubles in a game:.....	April 27, 2018 (at KSU) (7)
Had 10 or more doubles in a game:.....	Feb. 24, 2012 (at UCLA) (10)
Had two or more triples in an inning:.....	April 14, 2012 (at UT Arlington, 10th inn.) (2)
Had three or more triples in a game:.....	March 24, 2018 (vs. Kansas) (3)
Had back-to-back home runs:.....	Feb. 26, 2019 (vs. DBU, 8th inn.) (Wendzel, Downey)
Hit two or more home runs in an inning:.....	Feb. 26, 2019 (vs. DBU) (2)
Hit three or more home runs in an inning:.....	April 5, 2009 (at Kansas, 7th inn.) (3)
Hit four or more home runs in an inning:.....	May 6, 2003 (vs. Centenary, 7th inn.) (4)
Hit three or more home runs in a game:.....	March 30, 2019 (vs. Kansas, Game 2 DH) (3)
Hit four or more home runs in a game:.....	Feb. 26, 2019 (vs. DBU) (4)
Hit five or more home runs in a game:.....	April 27, 2018 (at KSU) (5)
Hit eight or more home runs in a game:.....	** April 5, 2009 (at Kansas) (8)
Homered in 10 consecutive games:.....	*April 5, 2009 - May 2, 2009 (18)
Scored 15 or more runs in a game:.....	Feb. 22, 2019 (vs. Cornell) (17)
Scored 20 or more runs in a game:.....	May 19, 2017 (vs. KSU) (21)
Scored 25 or more runs in a game:.....	April 23, 2008 (at Texas State) (25)
Scored 7 or more runs in an inning:.....	May 19, 2017 (vs. KSU, 5th inn.) (7)
Scored 8 or more runs in an inning:.....	April 18, 2018 (vs. UAPB, 2nd inn.) (8)
Scored 9 or more runs in an inning:.....	May 9, 2018 (vs. PVAMU, 2nd inn.) (9)
Scored 10 or more runs in an inning:.....	April 24, 2018 (at TXST, 7th inn.) (10)
Scored 12 or more runs in an inning:.....	March 25, 2007 (vs. Texas Tech, 4th inn.) (12)
Scored 13 or more runs in an inning:.....	* April 19, 1985 (vs. Houston, 2nd inn.) (14)
Overcame a deficit of four or more runs in a win:.....	Feb. 25, 2017 (vs. South Alabama) (4) (9-5, 10-9)
Overcame a deficit of five or more runs in a win:.....	Feb. 14, 2014 (at Arizona State) (5) (7-2, 9-7)
Overcame a deficit of six or more runs in a win:.....	April 9, 2017 (at Texas Tech) (6) (7-1, 10-9)
Overcame a deficit of seven or more runs in a win:.....	March 8, 2009 (vs. UAB) (7) (7-0, 11-8)
Overcame a deficit of eight or more runs in a win:.....	May 13, 2005 (vs. Texas A&M) (8) (8-0)
Overcame a deficit of nine or more runs in a win:.....	May 19, 2017 (vs. KSU) (9) (12-3, 21-13)
Overcame a deficit of three or more runs in the 9th to win at home:.....	May 21, 2010 (vs. Oklahoma State) (3) (5-2, 6-5)
Overcame a deficit of three or more runs in the 9th to win on the road:.....	April 9, 2017 (at Texas Tech) (5) (9-4, 10-9)
Walked 10 or more times in a game:.....	March 30, 2019 (Game 1 DH) (vs. Kansas) (10)
Walked 15 or more times in a game:.....	March 23, 1996 (vs. Texas Tech) (17)
Batted around in back-to-back innings:.....	April 9, 2013 (vs. UT Arlington, 6th-7th innings)
Batted around in three consecutive innings:.....	April 23, 2008 (at Texas State, 3rd-5th innings)
Had five or more consecutive hits:.....	March 26, 2016 (at Dallas Baptist, 3rd inning) (5)
Had six or more consecutive hits:.....	April 24, 2018 (at TXST, 7th inning) (6)
Had seven or more consecutive hits:.....	April 3, 2010 (at Missouri, 8th inning) (7)
Had seven or more consecutive batters reach base safely:.....	Feb. 20, 2016 (vs. Washington, 7th inning) (7)
Had eight or more consecutive batters reach base safely:.....	April 7, 2013 (vs. West Virginia, 2nd inning) (8)
Had nine or more consecutive batters reach base safely:.....	April 24, 2018 (at TXST, 7th inning) (10)
Had four or more consecutive extra-base hits:.....	March 12, 2005 (at Vanderbilt, 4th inn.) (4)
Had six or more extra-base hits in an inning:.....	Feb. 29, 2008 (vs. Illinois, 2nd inn.) (6)
Had 10 or more extra-base hits in a game:.....	March 17, 2019 (vs. Cal Poly) (10)
Had all nine starters record multiple-hit games:.....	April 23, 2008 (at Texas State)
Had all nine starters hit safely in a game:.....	March 17, 2019 (vs. Cal Poly)
Had all nine starters score a run in a game:.....	April 27, 2018 (at KSU)
Had all nine starters hit safely and score a run in a game:.....	April 27, 2018 (at KSU)
Had 10 or more batters hit safely in a game:.....	March 17, 2019 (vs. Cal Poly) (10)
Had two players score five runs each in a game:.....	April 23, 2008 (at Texas State) (Brooks Kimmey & Jon Ringenberg)
Had four consecutive pinch hits:.....	April 7, 2010 (vs. Northwestern State, 8th inn.) (Andrew Cooley, Jake Miller, Wes Mercurio, Cal Towey)
Stole seven or more bases in a game without being caught:.....	Feb. 25, 2011 (at Georgia) (7)
Stole eight or more bases in a game:.....	May 16, 2006 (vs. Dallas Baptist) (8)
Stole nine or more bases in a game:.....	* Feb. 11, 1992 (vs. St. Mary's) (9)
Stole 15 or more consecutive bases without being caught:.....	Feb. 19 - Feb. 27, 2011 (17)
Was shut out:.....	March 9, 2019 (2-0 vs. Nebraska)
Was shut out in consecutive games:.....	April 23-25, 2014 (2-0 at Texas State; 1-0 vs. Kansas)
Was shut out in three consecutive games:.....	March 13, 16, 17, 1990 (4-0 vs. Dallas Baptist; 14-0, 2-0 vs. Rice)
No-hit the opposition:.....	Feb. 15, 2004 (VanAllen/Carlson vs. Loyola Marymount) (7 inn., 1-0)
No-hit the opposition, nine innings:.....	April 15, 2000 (Kyle Evans vs. Iowa State) (4-0)
Was no-hit:.....	April 23, 1971 (by Texas Tech's Ruben Garcia) (8 inn.)
One-hit the opposition, nine innings:.....	April 20, 2018 (6-0 vs. TCU)
Shut out an opponent (7-inning game):.....	May 9, 2018 (13-0 vs. PVAMU)
Shut out an opponent (9-inning game):.....	March 23, 2019 (vs. West Virginia)
Shut out a top-10 opponent (9-inning game):.....	March 16, 2018 (2-0 vs. No. 8 Texas Tech)
Shut out a ranked opponent (9-inning game):.....	March 16, 2018 (2-0 vs. No. 8 Texas Tech)
Shut out two consecutive opponents:.....	Feb. 20 & 22, 2017 (vs. Nevada, at Texas State)
Turned a triple play:.....	May 1, 2015 (at Kansas, 4th inn.)
Hit into a triple play:.....	May 12, 2004 (vs. Texas State, 1st inn.)
Walked 15 or more batters:.....	* March 23, 1996 (vs. Texas Tech) (17)
Struck out 5 or more consecutive batters:.....	March 16, 2009 (vs. Texas A&M) (5)
Struck out 6 or more consecutive batters:.....	March 24, 2007 (vs. Texas Tech) (6)
Struck out 12 or more batters (9-inn):.....	March 9, 2019 (vs. Nebraska)
(12)Struck out 13 or more batters (9-inn):.....	April 10, 2018 (at SHSU) (13)
Struck out 14 or more batters (9-inn):.....	Feb. 16, 2019 (vs. Holy Cross) (14)
Struck out 15 or more batters (9-inn):.....	March 20, 2018 (at DBU) (15)
Struck out 16 or more batters (9-inn):.....	May 27, 2007 (vs. Oklahoma) (16)
Had consecutive starters with 10 or more strikeouts:.....	March 5-6, 2010 (vs. Oral Roberts) (Shawn Tollason & Logan Verrett)
Swept a three-game series:.....	March 22-24, 2019 (vs. West Virginia)
Swept a four-game series:.....	March 10-13, 2011 (vs. Louisiana Tech)
Swept back-to-back three-game series:.....	2018 (vs. TCU, at KSU)
Swept three straight three-game series:.....	2012 (at Missouri, at Kansas State, Texas A&M)
Swept four or more three-game series:.....	2012 (vs. Texas Tech, vs. Kansas, vs. Oklahoma State, at Missouri, at Kansas State, Texas A&M)
Swept a three-game home series:.....	March 22-24, 2019 (vs. West Virginia)
Swept a three-game home Big 12 series:.....	March 22-24, 2019 (vs. West Virginia)
Swept a three-game road series:.....	April 27-29, 2018 (at KSU)
Swept a three-game road Big 12 series:.....	April 27-29, 2018 (at KSU)
Was swept in a three-game series:.....	April 6-8, 2018 (at UT)
Was swept in a three-game home series (non-split series):.....	April 15-16, 2016 (vs. Oklahoma State)
Was swept in a three-game home Big 12 series (non-split series):.....	April 15-16, 2016 (vs. OK State)
Was swept in a three-game road Big 12 series (non-split series):.....	April 6-8, 2018 (at UT)
Swept a conference home doubleheader:.....	April 11, 2009 (vs. Missouri)
Swept a conference road doubleheader:.....	March 30, 2019 (at Kansas)
Swept a non-conference home doubleheader:.....	Feb. 16, 2019 (vs. Holy Cross)
Swept a non-conference road doubleheader:.....	March 9, 2008 (at Mississippi State)

* - school record
** - ties school record

2019 SEASON STATISTICS

Record: 21-7 Home: 17-3 Away: 3-2 Neutral: 1-2 Big 12: 5-1

Player	avg	gp-gs	ab	r	h	2b	3b	hr	rbi	tb	slg%	bb	hp	so	gdp	ob%	sf	sh	sb-att	po	a	e	fld%	
2 Loftin, Nick	.392	28-28	120	31	47	9	1	5	26	73	.608	11	3	10	3	.445	3	2	6-8	41	66	8	.930	
33 Wendzel, Davis	.377	28-28	106	26	40	10	0	4	23	62	.585	19	9	19	2	.496	3	0	11-11	21	52	0	1.000	
1 Haring, Cole	.329	22-21	82	18	27	2	0	6	24	47	.573	10	2	17	0	.411	1	0	4-7	32	1	0	1.000	
25 Thomas, Andy	.329	21-21	76	10	25	11	0	1	17	39	.513	14	0	18	2	.424	2	0	0-0	45	1	1	.979	
21 Cunningham, Richard	.320	28-28	122	31	39	7	3	4	22	64	.525	6	6	23	2	.372	3	3	4-4	56	1	2	.966	
37 Wehsener, Chase	.316	27-25	95	19	30	3	1	0	10	35	.368	9	1	15	0	.381	0	3	1-2	200	13	0	1.000	
14 Bissonette, Josh	.273	28-28	99	21	27	4	3	2	17	43	.434	14	2	12	6	.368	2	2	0-1	53	67	5	.960	
23 Langeliers, Shea	.267	18-18	75	14	20	5	1	1	11	30	.400	9	1	12	2	.353	0	1	2-3	145	24	0	1.000	
9 Downey, Davion	.256	27-26	86	21	22	7	1	3	19	40	.465	19	11	24	2	.441	2	1	2-2	43	2	1	.978	

3 Bertelsman, Ryan	.385	10-5	26	4	10	1	1	1	10	16	.615	1	0	6	0	.393	1	1	2-3	0	0	0	.000	
8 Harper, Kyle	.313	11-9	32	4	10	2	0	1	7	15	.469	1	2	4	2	.361	1	0	0-0	81	11	0	1.000	
50 Mueller, Mack	.273	13-9	33	9	9	3	0	1	6	15	.455	3	2	12	0	.359	1	0	0-0	19	1	2	.909	
13 Seay, Hunter	.250	5-0	4	1	1	0	0	0	0	1	.250	0	0	2	0	.250	0	0	0-0	1	0	0	1.000	
45 Weaver, Cole	.200	6-2	5	1	1	0	0	0	0	1	.200	0	2	1	0	.429	0	1	0-0	1	0	0	1.000	
11 Martinez, Ricky	.182	7-2	11	0	2	1	0	0	1	3	.273	1	1	4	1	.308	0	0	0-0	2	0	0	1.000	
20 Raguse, T.J.	.000	4-2	4	0	0	0	0	0	0	0	.000	0	1	3	0	.200	0	0	0-1	0	0	0	.000	
29 Walsh, Jake	.000	1-0	1	0	0	0	0	0	0	0	.000	0	0	0	0	.000	0	0	0-0	1	0	0	1.000	
35 Helmer, Brooks	.000	1-0	1	0	0	0	0	0	0	0	.000	0	0	1	0	.000	0	0	0-0	0	1	0	1.000	
Totals	.317	28	978	210	310	65	11	29	193	484	.495	117	43	183	22	.406	19	14	32-42	750	269	21	.980	
Opponents	.205	28	884	100	181	26	7	16	89	269	.304	125	21	264	14	.316	5	14	15-27	717	243	34	.966	

LOB - Team (244), Opp (199). DPs turned - Team (23), Opp (22). IBB - Team (7), Wendzel 4, Downey 2, Haring 1, Opp (2).

(All games Sorted by Earned run avg)

Player	era	w-l	app	gs	cg	sho	sv	ip	h	r	er	bb	so	2b	3b	hr	b/avg	wp	hp	bks	sfa	sha		
24 Winston, Jimmy	0.56	3-0	11	3	0	0/3	0	32.1	21	2	2	10	22	3	0	1	.193	2	5	1	0	0		
31 Caruso, Daniel	1.35	2-1	13	0	0	0/1	0	20.0	13	3	3	8	16	1	1	1	.181	0	0	0	0	1		
10 Leckich, Ryan	2.01	2-0	15	1	0	0/1	0	22.1	16	8	5	7	27	1	0	0	.205	0	2	0	1	2		
41 Boyd, Luke	2.33	2-0	13	2	0	0/1	0	19.1	11	6	5	10	26	4	0	0	.172	1	0	0	0	1		
40 Dickens, Paul	3.65	3-1	8	5	0	0/1	0	37.0	27	15	15	12	49	6	3	3	.203	2	1	0	1	1		
28 Kettler, Hayden	4.24	2-2	5	5	0	0/2	0	23.1	19	12	11	11	24	3	0	4	.218	2	5	0	0	1		

15 Hill, Kyle	0.00	4-0	14	0	0	0/1	4	14.1	3	0	0	4	16	0	0	0	.070	1	0	0	1	1		
30 Ashkinos, Jacob	2.08	0-1	11	1	0	0/1	0	17.1	10	4	4	8	20	0	0	2	.161	4	3	0	0	1		
35 Helmer, Brooks	2.25	1-0	3	0	0	0/1	0	4.0	2	1	1	2	3	0	0	1	.143	0	0	0	0	0		
22 Helton, Blake	2.45	1-1	7	0	0	0/1	0	18.1	17	8	5	5	7	1	1	1	.266	2	0	0	1	3		
18 Bradford, Cody	4.91	0-0	3	3	0	0/0	0	7.1	6	6	4	4	9	0	1	1	.214	0	0	0	0	1		
34 Needham, Anderson	7.07	1-0	6	3	0	0/0	0	14.0	11	11	11	20	18	2	0	0	.234	6	0	0	0	1		
16 Thomas, Tyler	8.78	0-1	6	5	0	0/0	0	13.1	17	15	13	19	19	4	0	1	.309	1	4	0	0	1		
2 Loftin, Nick	9.00	0-0	2	0	0	0/0	0	2.0	3	2	2	0	2	1	0	0	.375	1	0	0	1	0		
55 Gilbert, William	11.57	0-0	3	0	0	0/1	0	2.1	2	3	3	5	4	0	0	1	.222	2	0	0	0	0		
36 Segner, Ryan	13.50	0-0	3	0	0	0/1	0	2.2	3	4	4	0	2	0	1	0	.273	0	1	0	0	0		
Totals	3.17	21-7	28	28	0	5/5	4	250.0	181	100	88	125	264	26	7	16	.205	24	21	1	5	14		
Opponents	7.23	7-21	28	28	0	1/1	4	239.0	310	210	192	117	183	65	11	29	.317	39	43	8	19	14		

PB - Team (3), Harper 3, Opp (4). Pickoffs - Team (4), Langeliers 2, Helton 1, Needham 1. SBA/ATT - Langeliers (10-18), Leckich (6-7), Winston (3-6), Harper (5-6), Dickens (2-3), Kettler (1-2), Needham (0-2), Hill, K. (1-2), Caruso (1-1), Boyd (0-1), Helton (0-1), Ashkinos (0-1), Segner (1-1), Thomas, A. (0-1).

2019 BIG 12 SEASON STATISTICS

Record: 5-1 Home: 3-0 Away: 2-1 Big 12: 5-1

Player	avg	gp-gs	ab	r	h	2b	3b	hr	rbi	tb	slg%	bb	hp	so	gdp	ob%	sf	sh	sb-att	po	a	e	fld%
2 Loftin, Nick	.519	6-6	27	10	14	3	0	2	9	23	.852	2	1	1	0	.548	1	0	0-0	7	16	2	.920
37 Wehsener, Chase	.400	6-6	25	7	10	1	1	0	1	13	.520	0	1	5	0	.423	0	0	0-1	44	3	0	1.000
21 Cunningham, Richard	.375	6-6	24	9	9	0	1	2	10	17	.708	1	3	4	1	.448	1	2	1-1	16	0	0	1.000
25 Thomas, Andy	.333	6-6	24	4	8	2	0	1	8	13	.542	4	0	6	0	.414	1	0	0-0	0	0	0	.000
33 Wendzel, Davis	.333	6-6	21	5	7	2	0	1	5	12	.571	6	2	2	1	.500	1	0	2-2	6	10	0	1.000
1 Haring, Cole	.304	6-6	23	3	7	1	0	3	9	17	.739	3	1	7	0	.407	0	0	0-1	8	0	0	1.000
23 Langeliers, Shea	.296	6-6	27	3	8	3	0	0	4	11	.407	1	0	5	0	.321	0	1	0-0	54	8	0	1.000
50 Mueller, Mack	.250	2-2	8	2	2	1	0	0	0	3	.375	0	0	1	0	.250	0	0	0-0	2	0	1	.667
14 Bissonette, Josh	.227	6-6	22	5	5	0	1	0	2	7	.318	3	0	3	3	.320	0	1	0-0	11	16	0	1.000
9 Downey, Davion	.083	5-4	12	2	1	1	0	0	0	2	.167	6	1	5	0	.421	0	0	0-0	6	0	0	1.000
13 Seay, Hunter	.000	1-0	0	1	0	0	0	0	0	0	.000	0	0	0	0	.000	0	0	0-0	0	0	0	.000
Totals	.333	6	213	51	71	14	3	9	48	118	.554	26	9	39	5	.421	4	4	3-5	156	56	3	.986
Opponents	.222	6	185	23	41	9	0	4	21	62	.335	22	3	54	4	.311	2	3	3-7	154	49	4	.981

LOB - Team (51), Opp (36). DPs turned - Team (4), Opp (5). IBB - Team (2), Wendzel 2, Opp (1).

(Big 12 games only Sorted by Earned run avg)

Player	era	w-l	app	gs	cg	sho	sv	ip	h	r	er	bb	so	2b	3b	hr	b/avg	wp	hp	bk	sfa	sha
24 Winston, Jimmy	0.00	2-0	2	2	0	0/2	0	13.0	5	0	0	3	9	0	0	0	.122	0	1	0	0	0
31 Caruso, Daniel	0.00	0-0	2	0	0	0/1	0	3.0	2	0	0	1	1	0	0	0	.182	0	0	0	0	0
15 Hill, Kyle	0.00	1-0	3	0	0	0/0	1	2.1	0	0	0	0	1	0	0	0	.000	0	0	0	0	0
28 Kettler, Hayden	0.00	0-0	1	1	0	0/0	0	2.0	2	0	0	3	1	2	0	0	.250	0	0	0	0	0
35 Helmer, Brooks	0.00	0-0	1	0	0	0/1	0	1.0	0	0	0	0	0	0	0	0	.000	0	0	0	0	0
30 Ashkinos, Jacob	1.69	0-0	3	0	0	0/1	0	5.1	3	1	1	4	8	0	0	1	.167	2	1	0	0	0
22 Helton, Blake	4.15	0-1	2	0	0	0/0	0	4.1	7	4	2	1	2	1	0	1	.412	2	0	0	1	1
40 Dickens, Paul	5.25	1-0	2	2	0	0/0	0	12.0	8	7	7	4	21	2	0	2	.186	0	0	0	0	1
10 Leckich, Ryan	5.40	0-0	4	1	0	0/0	0	5.0	4	3	3	3	6	0	0	0	.235	0	0	0	1	1
41 Boyd, Luke	7.71	1-0	2	0	0	0/0	0	2.1	6	3	2	1	2	2	0	0	.500	0	0	0	0	0
16 Thomas, Tyler	27.00	0-0	1	0	0	0/0	0	1.2	4	5	5	2	3	2	0	0	.444	0	1	0	0	0
Totals	3.46	5-1	6	6	0	2/2	1	52.0	41	23	20	22	54	9	0	4	.222	4	3	0	2	3
Opponents	8.42	1-5	6	6	0	0/0	0	51.1	71	51	48	26	39	14	3	9	.333	9	9	2	4	4

PB - Team (0), Opp (1). Pickoffs - Team (1), Langeliers 1. SBA/ATT - Langeliers (3-7), Leckich (2-2), Hill, K. (0-1), Dickens (1-1), Helton (0-1), Winston (0-1), Ashkinos (0-1).

2019 RESULTS**Game Results for Baylor (as of Apr 04, 2019)
(All games)**

Date	Opponent	Score	Inns	Overall	Big 12	Pitcher of record	Attend	Time
Feb 15, 2019	HOLY CROSS	w 12-0	9	1-0-0	0-0-0	Kettler (W 1-0)	2205	3:18
Feb 16, 2019	HOLY CROSS-1	w 8-5	(10)	2-0-0	0-0-0	Hill, K. (W 1-0)	1869	3:55
Feb 16, 2019	HOLY CROSS-2	w 8-5	9	3-0-0	0-0-0	Caruso (W 1-0)	1837	3:40
Feb 17, 2019	HOLY CROSS	w 6-1	9	4-0-0	0-0-0	Leckich (W 1-0)	1578	2:45
Feb 22, 2019	CORNELL	w 17-0	9	5-0-0	0-0-0	Kettler (W 2-0)	1680	2:59
Feb 23, 2019	CORNELL	w 10-3	9	6-0-0	0-0-0	Dickens (W 1-0)	1878	3:07
Feb 24, 2019	CORNELL	w 12-4	9	7-0-0	0-0-0	Needham (W 1-0)	1300	3:14
Feb 26, 2019	DALLAS BAPTIST	w 10-4	9	8-0-0	0-0-0	Leckich (W 2-0)	1388	3:32
Mar 01, 2019	vs Texas A&M	L 2-5	9	8-1-0	0-0-0	Kettler (L 2-1)	7296	2:24
Mar 02, 2019	vs Rice	L 3-6	9	8-2-0	0-0-0	Thomas, T. (L 0-1)	10063	2:52
Mar 03, 2019	vs Texas State	w 5-4	9	9-2-0	0-0-0	Hill, K. (W 2-0)	8204	3:12
Mar 08, 2019	NEBRASKA	L 4-12	9	9-3-0	0-0-0	Kettler (L 2-2)	1586	3:09
Mar 09, 2019	NEBRASKA	L 0-2	9	9-4-0	0-0-0	Dickens (L 1-1)	1970	2:25
Mar 10, 2019	NEBRASKA	w 10-3	9	10-4-0	0-0-0	Winston (W 1-0)	1420	3:15
Mar 13, 2019	ABILENE CHRISTIAN	w 6-3	9	11-4-0	0-0-0	Boyd (W 1-0)	1999	3:05
Mar 15, 2019	CAL POLY	w 3-0	9	12-4-0	0-0-0	Dickens (W 2-1)	1689	2:48
Mar 16, 2019	CAL POLY	L 1-3	9	12-5-0	0-0-0	Ashkinos (L 0-1)	2030	2:47
Mar 17, 2019	CAL POLY	w 14-3	9	13-5-0	0-0-0	Helton (W 1-0)	1792	3:12
Mar 19, 2019	at Sam Houston State	L 7-8	9	13-6-0	0-0-0	Caruso (L 1-1)	1690	3:05
* Mar 22, 2019	WEST VIRGINIA	w 6-5	9	14-6-0	1-0-0	Hill, K. (W 3-0)	2987	2:56
* Mar 23, 2019	WEST VIRGINIA	w 12-0	9	15-6-0	2-0-0	Winston (W 2-0)	2298	3:34
* Mar 24, 2019	WEST VIRGINIA	w 10-4	8	16-6-0	3-0-0	Boyd (W 2-0)	1779	3:11
Mar 26, 2019	TEXAS SOUTHERN	w 13-3	8	17-6-0	3-0-0	Caruso (W 2-1)	1878	3:05
Mar 27, 2019	TEXAS SOUTHERN	w 3-2	(11)	18-6-0	3-0-0	Hill, K. (W 4-0)	1737	3:40
* Mar 30, 2019	at Kansas-1	w 8-2	9	19-6-0	4-0-0	Dickens (W 3-1)	-	3:06
* Mar 30, 2019	at Kansas-2	w 8-0	9	20-6-0	5-0-0	Winston (W 3-0)	1424	2:20
* Mar 31, 2019	at Kansas	L 7-12	9	20-7-0	5-1-0	Helton (L 1-1)	901	3:14
Apr 02, 2019	at Dallas Baptist	w 5-1	9	21-7-0	5-1-0	Helmer (W 1-0)	1694	3:01

() extra inning game

BAYLOR GAME-BY-GAME

**2019 Baylor Bears Baseball
Team Game-by-Game for Baylor (as of Apr 04, 2019)
Batting (All games)**

Date	Opponent	ab	r	h	rbi	2b	3b	hr	tb	bb	ibb	sb	cs	hbp	sac	sf	gdp	k	po	a	e	lob	avg
Feb 15	HOLY CROSS	30	12	9	6	2	0	0	11	10	0	0	1	5	1	2	0	5	27	4	0	12	.300
Feb 16	HOLY CROSS	42	8	15	7	2	0	1	20	4	0	1	1	4	1	1	0	9	30	15	2	15	.333
Feb 16	HOLY CROSS	36	8	14	8	2	1	0	18	6	0	4	0	1	0	2	0	7	27	4	4	13	.352
Feb 17	HOLY CROSS	33	6	10	6	3	0	1	16	2	0	2	0	2	2	0	0	3	27	13	0	9	.340
Feb 22	CORNELL	40	17	18	16	1	2	3	32	8	0	1	0	2	0	0	2	3	27	5	0	9	.365
Feb 23	CORNELL	36	10	13	9	6	0	0	19	2	0	2	0	2	0	2	0	5	27	5	1	8	.364
Feb 24	CORNELL	40	12	16	12	6	0	2	28	2	0	2	0	4	0	1	0	2	27	10	0	11	.370
Feb 26	DALLAS BAPTIST	34	10	14	10	0	0	4	26	4	0	0	1	2	0	1	2	6	27	8	1	7	.375
Mar 01	vs Texas A&M	30	2	6	2	1	0	0	7	0	0	1	0	1	0	1	2	15	24	9	1	3	.358
Mar 02	vs Rice	32	3	6	3	2	2	0	12	1	0	1	0	0	0	1	0	12	27	12	0	4	.343
Mar 03	vs Texas State	36	5	9	5	3	0	1	15	3	0	0	0	0	1	0	1	7	27	8	0	8	.334
Mar 08	NEBRASKA	33	4	8	2	4	0	0	12	2	0	0	0	1	0	1	2	10	27	11	3	6	.327
Mar 09	NEBRASKA	28	0	1	0	0	0	0	1	1	0	1	0	2	0	0	1	6	27	11	1	4	.309
Mar 10	NEBRASKA	39	10	18	10	4	0	0	22	5	0	0	1	1	0	0	0	4	27	9	0	11	.321
Mar 13	ABILENE CHRISTIAN	30	6	8	6	3	0	3	20	6	0	2	1	1	1	0	1	8	27	10	0	8	.318
Mar 15	CAL POLY	29	3	3	3	2	0	0	5	4	0	4	0	1	0	0	0	9	27	9	0	7	.307
Mar 16	CAL POLY	30	1	6	0	1	0	0	7	4	0	1	0	1	1	0	2	6	27	18	0	8	.301
Mar 17	CAL POLY	46	14	22	14	6	1	3	39	0	0	0	0	1	0	0	0	4	27	9	0	9	.314
Mar 19	at Sam Houston State	33	7	7	5	1	1	1	13	7	2	2	0	1	1	1	1	8	24	8	3	9	.309
*Mar 22	WEST VIRGINIA	31	6	11	6	1	2	0	16	2	0	0	1	2	2	2	0	7	27	7	0	8	.311
*Mar 23	WEST VIRGINIA	38	12	16	10	2	0	2	24	2	0	1	0	1	1	1	1	5	27	16	0	7	.317
*Mar 24	WEST VIRGINIA	32	10	8	9	3	0	1	14	7	1	0	0	2	0	0	0	3	24	8	0	7	.314
Mar 26	TEXAS SOUTHERN	33	13	13	13	2	1	0	17	10	0	1	0	1	0	1	1	4	24	8	1	10	.317
Mar 27	TEXAS SOUTHERN	42	3	16	3	0	0	0	16	4	2	2	3	1	2	0	2	4	33	16	1	14	.321
*Mar 30	at Kansas	34	8	11	8	0	0	2	17	10	1	1	1	2	0	1	2	6	27	5	0	12	.321
*Mar 30	at Kansas	40	8	13	8	4	1	3	28	1	0	0	0	0	0	0	1	9	27	10	0	6	.321

**2019 Baylor Bears Baseball
Team Game-by-Game for Baylor (as of Apr 04, 2019)
Pitching (All games)**

Date	Opponent	ip	h	r	er	bb	so	2b	3b	hr	wp	bk	hbp	dp	ibb	score	w-l	sv	era
Feb 15	HOLY CROSS	9.0	5	0	0	1	11	0	0	0	1	0	2	0	0	12-0	1-0	0	0.00
Feb 16	HOLY CROSS	10.0	9	5	4	7	14	1	0	1	0	0	2	1	0	8-5	2-0	0	1.89
Feb 16	HOLY CROSS	9.0	7	5	3	5	11	3	1	0	1	0	0	0	0	8-5	3-0	1	2.25
Feb 17	HOLY CROSS	9.0	4	1	1	5	11	0	0	0	1	0	0	0	0	6-1	4-0	1	1.95
Feb 22	CORNELL	9.0	4	0	0	1	11	0	0	0	1	0	1	1	0	17-0	5-0	1	1.57
Feb 23	CORNELL	9.0	5	3	2	7	11	2	0	0	1	0	1	0	0	10-3	6-0	1	1.64
Feb 24	CORNELL	9.0	7	4	4	5	12	2	0	1	0	0	1	2	0	12-4	7-0	1	1.97
Feb 26	DALLAS BAPTIST	9.0	9	4	4	3	11	2	1	0	0	0	0	2	0	10-4	8-0	1	2.22
Mar 01	vs Texas A&M	8.0	5	5	5	4	5	1	0	2	1	0	1	0	0	2-5	8-1	1	2.56
Mar 02	vs Rice	9.0	9	6	6	8	12	2	1	2	1	0	1	0	1	3-6	8-2	1	2.90
Mar 03	vs Texas State	9.0	6	4	4	5	10	0	1	0	4	0	0	2	0	5-4	9-2	1	3.00
Mar 08	NEBRASKA	9.0	12	12	11	8	10	1	1	3	2	0	3	0	0	4-12	9-3	1	3.67
Mar 09	NEBRASKA	9.0	8	2	1	4	12	0	0	0	0	0	0	1	0	0-2	9-4	1	3.46
Mar 10	NEBRASKA	9.0	4	3	3	8	9	0	0	0	4	0	2	1	0	10-3	10-4	1	3.43
Mar 13	ABILENE CHRISTIAN	9.0	6	3	3	3	8	0	0	2	0	0	0	1	0	6-3	11-4	2	3.40
Mar 15	CAL POLY	9.0	2	0	0	2	10	1	0	0	0	0	1	1	0	3-0	12-4	3	3.19
Mar 16	CAL POLY	9.0	8	3	3	3	2	0	0	0	0	1	1	1	0	1-3	12-5	3	3.18
Mar 17	CAL POLY	9.0	7	3	3	5	5	1	0	0	1	0	0	1	0	14-3	13-5	3	3.17
Mar 19	at Sam Houston State	8.0	8	8	6	1	6	0	2	0	0	0	2	2	0	7-8	13-6	3	3.34
*Mar 22	WEST VIRGINIA	9.0	9	5	5	3	12	2	0	1	1	0	0	0	0	6-5	14-6	3	3.42
*Mar 23	WEST VIRGINIA	9.0	3	0	0	1	4	0	0	0	0	0	0	1	0	12-0	15-6	3	3.26
*Mar 24	WEST VIRGINIA	8.0	7	4	4	5	9	0	0	1	2	0	1	0	0	10-4	16-6	4	3.31
Mar 26	TEXAS SOUTHERN	8.0	4	3	3	8	11	1	0	0	1	0	0	1	0	13-3	17-6	4	3.31
Mar 27	TEXAS SOUTHERN	11.0	5	2	1	5	9	0	0	0	1	0	0	2	0	3-2	18-6	4	3.18
*Mar 30	at Kansas	9.0	3	2	2	3	16	0	0	1	0	0	0	0	0	8-2	19-6	4	3.13
*Mar 30	at Kansas	9.0	4	0	0	4	7	0	0	0	0	0	1	1	0	8-0	20-6	4	3.01

INDIVIDUAL GAME HIGHS

INDIVIDUAL GAME HIGHS

Batting

At bats:	6	-	Loftin, Nick vs Holy Cross (Feb 16, 2019)
	6	-	Loftin, Nick vs Cornell (Feb 24, 2019)
	6	-	Cunningham, Richard vs Texas Southern (Mar 27, 2019)
Runs scored:	3	-	(11 times)
Hits:	5	-	Cunningham, Richard vs Holy Cross (Feb 16, 2019)
	5	-	Thomas, Andy vs Cal Poly (Mar 17, 2019)
RBI:	5	-	Wehsener, Chase vs Cornell (Feb 22, 2019)
	5	-	Haring, Cole vs West Virginia (Mar 23, 2019)
Doubles:	4	-	Thomas, Andy vs Cal Poly (Mar 17, 2019)
Triples:	1	-	(11 times)
Home runs:	2	-	(4 times)
Total bases:	10	-	Haring, Cole vs West Virginia (Mar 23, 2019)
Walks:	3	-	Wehsener, Chase vs Nebraska (Mar 10, 2019)
	3	-	Downey, Davion at Sam Houston State (Mar 19, 2019)
	3	-	Downey, Davion at Kansas (Mar 30, 2019)
Strikeouts:	3	-	(5 times)
Sac hits:	2	-	Cunningham, Richard vs West Virginia (Mar 22, 2019)
Sac flies:	1	-	(19 times)
Stolen bases:	2	-	(4 times)
Hit by pitch:	2	-	Downey, Davion vs Holy Cross (Feb 15, 2019)
	2	-	Downey, Davion vs Cornell (Feb 24, 2019)
	2	-	Downey, Davion vs Dallas Baptist (Feb 26, 2019)
Caught stealing:	2	-	Loftin, Nick vs Texas Southern (Mar 27, 2019)
Runners LOB:	6	-	Cunningham, Richard vs Abilene Christian (Mar 13, 2019)

Fielding

Putouts:	18	-	Langeliers, Shea at Kansas (Mar 30, 2019)
Assists:	5	-	(8 times)
Errors:	2	-	Bissonette, Josh vs Holy Cross (Feb 16, 2019)
	2	-	Loftin, Nick at Kansas (Mar 31, 2019)
Passed balls:	1	-	Harper, Kyle vs Holy Cross (Feb 17, 2019)
	1	-	Harper, Kyle vs Cornell (Feb 24, 2019)
	1	-	Harper, Kyle vs Texas State (Mar 03, 2019 at Houston, Texas)

Pitching

Innings pitched:	7.0	-	Kettler, Hayden vs Holy Cross (Feb 15, 2019)
	7.0	-	Dickens, Paul vs Cal Poly (Mar 15, 2019)
	7.0	-	Winston, Jimmy at Kansas (Mar 30, 2019)
Runs allowed:	7	-	Kettler, Hayden vs Nebraska (Mar 08, 2019)
Earned runs:	6	-	Kettler, Hayden vs Nebraska (Mar 08, 2019)
Walks allowed:	5	-	Thomas, Tyler vs Cornell (Feb 23, 2019)
	5	-	Needham, Anderson vs Nebraska (Mar 10, 2019)
	5	-	Needham, Anderson vs Texas Southern (Mar 26, 2019)
Strikeouts:	12	-	Dickens, Paul at Kansas (Mar 30, 2019)
Hits allowed:	6	-	Kettler, Hayden vs Nebraska (Mar 08, 2019)
	6	-	Dickens, Paul vs West Virginia (Mar 22, 2019)
Doubles allowed:	2	-	(5 times)
Triples allowed:	1	-	(7 times)

TEAM GAME HIGHS

TEAM GAME HIGHS

Batting

At bats:	46	-	vs Cal Poly (Mar 17, 2019)
Runs scored:	17	-	vs Cornell (Feb 22, 2019)
Hits:	22	-	vs Cal Poly (Mar 17, 2019)
RBI's:	16	-	vs Cornell (Feb 22, 2019)
Doubles:	6	-	vs Cornell (Feb 23, 2019)
	6	-	vs Cornell (Feb 24, 2019)
	6	-	vs Cal Poly (Mar 17, 2019)
Triples:	2	-	vs Cornell (Feb 22, 2019)
	2	-	vs Rice (Mar 02, 2019 at Houston, Texas)
	2	-	vs West Virginia (Mar 22, 2019)
Home runs:	4	-	vs Dallas Baptist (Feb 26, 2019)
Total bases:	39	-	vs Cal Poly (Mar 17, 2019)
Walks:	10	-	vs Holy Cross (Feb 15, 2019)
	10	-	vs Texas Southern (Mar 26, 2019)
	10	-	at Kansas (Mar 30, 2019)
Strikeouts:	15	-	vs Texas A&M (Mar 01, 2019 at Houston, Texas)
Sac hits:	2	-	vs Holy Cross (Feb 17, 2019)
	2	-	vs West Virginia (Mar 22, 2019)
	2	-	vs Texas Southern (Mar 27, 2019)
Sac flies:	2	-	(4 times)
Stolen bases:	4	-	vs Holy Cross (Feb 16, 2019)
	4	-	vs Cal Poly (Mar 15, 2019)
Hit by pitch:	5	-	vs Holy Cross (Feb 15, 2019)
Caught stealing:	3	-	vs Texas Southern (Mar 27, 2019)
Runners LOB:	15	-	vs Holy Cross (Feb 16, 2019)
Hit into DP:	2	-	(7 times)

Fielding

Putouts:	33	-	vs Texas Southern (Mar 27, 2019)
Assists:	18	-	vs Cal Poly (Mar 16, 2019)
Errors:	4	-	vs Holy Cross (Feb 16, 2019)
Passed balls:	1	-	vs Holy Cross (Feb 17, 2019)
	1	-	vs Cornell (Feb 24, 2019)
	1	-	vs Texas State (Mar 03, 2019 at Houston, Texas)
DPs turned:	2	-	(6 times)

Pitching

Innings pitched:	11.0	-	vs Texas Southern (Mar 27, 2019)
Runs allowed:	12	-	vs Nebraska (Mar 08, 2019)
	12	-	at Kansas (Mar 31, 2019)
Earned runs:	11	-	vs Nebraska (Mar 08, 2019)
Walks allowed:	8	-	(4 times)
Strikeouts:	16	-	at Kansas (Mar 30, 2019)
Hits allowed:	15	-	at Kansas (Mar 31, 2019)
Doubles allowed:	7	-	at Kansas (Mar 31, 2019)
Triples allowed:	2	-	at Sam Houston State (Mar 19, 2019)
Homers allowed:	3	-	vs Nebraska (Mar 08, 2019)
Wild pitches:	4	-	vs Texas State (Mar 03, 2019 at Houston, Texas)

SUMMARY

2019 Baylor Bears Baseball
Games Summary for Baylor (as of Apr 04, 2019)
(All games)

Score by innings	1	2	3	4	5	6	7	8	9	EX	Total
Baylor	14	19	21	35	19	25	37	26	9	5	210
Opponents	17	8	15	13	12	13	6	9	6	1	100

Record when ...

Overall	21-7	After 6 leading	14-0
Conference	5-1 trailing	6-6
Non-Conference	16-6 tied	1-1
Home games	17-3	After 7 leading	17-0
Away games	3-2 trailing	2-7
Neutral site	1-2 tied	2-0
Day games	11-4	After 8 leading	15-0
Night games	10-3 trailing	1-7
vs Left starter	2-4 tied	3-0
vs Right starter	19-3		
1-Run games	3-1	Hit 0 home runs	8-5
2-Run games	0-2	... 1 home run	5-2
5+Run games	13-2	... 2+ home runs	8-0
Extra innings	2-0		
Shutouts	5-1	Opponent 0 home runs	14-3
	 1 home run	6-1
Scoring 0-2 runs	0-3 2+ HRs	1-3
..... 3-5 runs	4-2		
..... 6-9 runs	7-2	Made 0 errors	15-2
..... 10+ runs	10-0 1 error	4-2
	 2+ errors	2-3
Opponent 0-2 runs	9-1		
..... 3-5 runs	12-2	Opp. made 0 errors	4-2
..... 6-9 runs	0-2 1 error	9-3
..... 10+ runs	0-2 2+ errors	8-2
Scored in 1st inning	8-2	Out-hit opponent	21-1
Opp. scored in 1st	5-3	Out-hit by opponent	0-6
Scores first	13-2	Hits are tied	0-0
Opp. scores first	8-5		

Record when team scores:

Runs	0	1	2	3	4	5	6	7	8	9	10+
W-L	0-1	0-1	0-1	2-1	0-1	2-0	3-0	0-2	4-0	0-0	10-0

Record when opponent scores:

Runs	0	1	2	3	4	5	6	7	8	9	10+
W-L	5-0	2-0	2-1	5-1	4-0	3-1	0-1	0-0	0-1	0-0	0-2

Record when leading after:

Inn.	1	2	3	4	5	6	7	8
W-L	5-1	8-1	9-0	13-0	14-0	14-0	17-0	15-0

Record when trailing after:

Inn.	1	2	3	4	5	6	7	8
W-L	2-2	5-3	5-5	4-7	6-5	6-6	2-7	1-7

Record when tied after:

Inn.	1	2	3	4	5	6	7	8
W-L	14-4	8-3	7-2	4-0	1-2	1-1	2-0	3-0

Current winning streak: 1

Longest winning streak: 8

Longest losing streak: 2

Home attendance : 36900 (20 dates avg = 1845)

Away attendance : 31272 (7 dates avg = 4467)

Total attendance: 68172 (27 dates avg = 2524)

SEASON/CAREER STATS

2019 Baylor Bears Baseball
Individual Season/Career Summary for Baylor (as of Apr 04, 2019)
(All games Sorted by Batting avg)

Record: 21-7 Home: 17-3 Away: 3-2 Neutral: 1-2 Big 12: 5-1

Player	SEASON													CAREER												
	Avg	G-GS	AB	R	H	2B	3B	HR	RBI	BB	Hbp	SO	Sb-Att	Avg	G-GS	AB	R	H	2B	3B	HR	RBI	BB	Hbp	SO	Sb-Att
2 Loftin, Nick	.392	28-28	120	31	47	9	1	5	26	11	3	10	6-8	.336	83-81	342	83	115	21	1	11	62	32	5	30	11-16
33 Wendzel, Davis	.377	28-28	106	26	40	10	0	4	23	19	9	19	11-11	.322	136-133	475	98	153	39	3	20	102	88	25	81	15-19
1 Haring, Cole	.329	22-21	82	18	27	2	0	6	24	10	2	17	4-7	.275	78-77	298	58	82	15	2	13	56	27	7	79	8-13
25 Thomas, Andy	.329	21-21	76	10	25	11	0	1	17	14	0	18	0-0	.333	93-83	312	52	104	22	2	3	59	60	3	49	4-5
21 Cunningham, Richard	.320	28-28	122	31	39	7	3	4	22	6	6	23	4-4	.315	183-179	695	146	219	45	13	23	115	47	33	138	15-19
37 Wehsener, Chase	.316	27-25	95	19	30	3	1	0	10	9	1	15	1-2	.316	27-25	95	19	30	3	1	0	10	9	1	15	1-2
14 Bissnette, Josh	.273	28-28	99	21	27	4	3	2	17	14	2	12	0-1	.262	192-190	629	106	165	24	5	12	99	96	16	91	5-10
23 Langgellers, Shea	.267	18-18	75	14	20	5	1	1	11	9	1	12	2-3	.279	131-131	512	106	143	37	5	22	93	68	6	94	7-12
9 Downey, Davion	.256	27-26	86	21	22	7	1	3	19	19	11	24	2-2	.220	27-26	123	25	27	7	1	5	23	24	11	40	7-7
3 Bertelsman, Ryan	.385	10-5	26	4	10	1	1	1	10	1	0	6	2-3	.345	13-5	29	4	10	1	1	1	10	1	0	8	2-3
8 Harper, Kyle	.313	11-9	32	4	10	2	0	1	7	1	2	4	0-0	.313	11-9	32	4	10	2	0	1	7	1	2	4	0-0
50 Mueller, Mack	.273	13-9	33	9	9	3	0	1	6	3	2	12	0-0	.273	13-9	33	9	9	3	0	1	6	3	2	12	0-0
13 Seay, Hunter	.250	5-0	4	1	1	0	0	0	0	0	0	2	0-0	.261	18-3	23	6	6	0	0	0	0	3	0	8	0-0
45 Weaver, Cole	.200	6-2	5	1	1	0	0	0	0	0	2	1	0-0	.250	23-3	20	5	5	0	0	0	2	1	2	3	0-0
11 Martinez, Ricky	.182	7-2	11	0	2	1	0	0	1	1	1	4	0-0	.182	7-2	11	0	2	1	0	0	1	1	1	4	0-0
20 Raguse, T.J.	.000	4-2	4	0	0	0	0	0	0	0	1	3	0-1	.288	124-107	371	67	107	17	0	3	60	60	4	63	8-13
29 Walsh, Jake	.000	1-0	1	0	0	0	0	0	0	0	0	0	0-0	.000	1-0	1	0	0	0	0	0	0	0	0	0	0-0
35 Helmer, Brooks	.000	1-0	1	0	0	0	0	0	0	0	0	1	0-0	.000	1-0	1	0	0	0	0	0	0	0	0	1	0-0
Totals	.317	28-28	978	210	310	65	11	29	193	117	43	183	32-42													
Opponents	.205	28-28	884	100	181	26	7	16	89	125	21	264	15-27													

(All games Sorted by Earned run avg)

Player	SEASON													CAREER												
	ERA	W-L	App	GS	CG	Sho	Sv	IP	H	R	ER	BB	SO	ERA	W-L	App	GS	CG	Sho	Sv	IP	H	R	ER	BB	SO
24 Wirston, Jimmy	0.56	3-0	11	3	0	0	0	32.1	21	2	2	10	22	1.20	5-0	22	5	0	0	0	52.1	38	8	7	19	34
31 Caruso, Daniel	1.35	2-1	13	0	0	0	20.0	13	3	3	8	16	16	3.70	2-1	18	0	0	0	24.1	22	11	10	11	17	
10 Leackich, Ryan	2.01	2-0	15	1	0	0	22.1	16	8	5	7	27	27	4.19	5-2	42	4	0	0	62.1	61	34	29	22	59	
41 Boyd, Luke	2.33	2-0	13	2	0	0	19.1	11	6	5	10	26	26	6.05	3-1	29	3	0	0	41.2	42	29	28	30	43	
40 Dickens, Paul	3.65	3-1	8	5	0	0	37.0	27	15	15	12	49	49	3.65	3-1	8	5	0	0	37.0	27	15	15	12	49	
28 Kettler, Hayden	4.24	2-2	5	5	0	0	23.1	19	12	11	11	24	24	3.76	13-6	40	25	0	0	148.1	140	82	62	66	107	
15 Hill, Kyle	0.00	4-0	14	0	0	0	14.1	3	0	0	4	4	16	3.23	12-8	84	11	0	0	156.0	124	68	56	95	148	
30 Ashkiras, Jacob	2.08	0-1	11	1	0	0	17.1	10	4	4	8	20	20	3.98	0-3	21	4	0	0	43.0	36	21	19	26	47	
35 Helmer, Brooks	2.25	1-0	3	0	0	0	4.0	2	1	1	2	3	3	2.25	1-0	3	0	0	4.0	3	1	1	2	3		
22 Helton, Blake	2.45	1-1	7	0	0	0	18.1	17	8	5	5	7	7	2.45	1-1	7	0	0	18.1	17	8	5	5	7		
18 Bradford, Cody	4.91	0-0	3	3	0	0	7.1	6	4	4	4	9	9	4.95	6-3	38	18	0	0	96.1	96	70	53	45	92	
34 Needham, Anderson	7.07	1-0	6	3	0	0	14.0	11	11	11	20	18	18	7.07	1-0	6	3	0	0	14.0	11	11	11	20	18	
16 Thomas, Tyler	8.78	0-1	6	5	0	0	13.1	17	15	13	19	19	19	4.46	3-4	22	19	0	0	66.2	55	40	33	74	78	
2 Loftin, Nick	9.00	0-0	2	0	0	0	2.0	2	2	2	0	2	2	4.50	0-0	4	0	0	0	4.0	3	2	2	0	5	
55 Gilbert, William	11.57	0-0	3	0	0	0	2.1	2	3	3	5	4	4	11.57	0-0	3	0	0	0	2.1	2	3	3	3	4	
36 Segner, Ryan	13.50	0-0	3	0	0	0	2.2	3	4	4	0	2	2	13.50	0-0	3	0	0	0	2.2	3	4	4	0	2	
Totals	3.17	21-7	28	28	0	5	4	250.0	181	100	88	125	264													
Opponents	7.23	7-21	28	28	0	1	4	239.0	310	210	192	117	183													



2019 GAME-BY-GAME

#30 Ashkinos, Jacob - 11 appearances (All games)

Date	Opponent	GS	IP	H	R	ER	BB	SO	2B	3B	HR	WP	BK	HBP	IBB	Score	W-L	Sv	ERA	NP
Mar 03	vs Texas State		1.0	0	0	0	0	0	0	0	0	0	0	0	0	5-4	0-0	0	0.00	10
Mar 08	NEBRASKA		1.0	1	0	0	2	2	0	0	0	1	0	0	0	4-12	0-0	0	0.00	34
Mar 10	NEBRASKA		1.0	0	0	0	0	0	0	0	0	1	0	1	0	10-3	0-0	0	0.00	12
Mar 13	ABILENE CHRISTIAN		1.0	1	1	1	1	1	0	0	1	0	0	0	0	6-3	0-0	0	2.25	20
Mar 16	CAL POLY		1.0	2	2	2	0	0	0	0	0	0	0	1	0	1-3	0-1	0	5.40	30
Mar 19	at Sam Houston State		3.0	1	0	0	0	4	0	0	0	0	0	0	0	7-8	0-1	0	3.38	41
Mar 22	WEST VIRGINIA		0.2	1	0	0	1	1	0	0	0	1	0	0	0	6-5	0-1	0	3.12	14
Mar 24	WEST VIRGINIA		2.2	1	1	1	1	5	0	0	1	1	0	1	0	10-4	0-1	0	3.18	46
Mar 27	TEXAS SOUTHERN		2.0	0	0	0	0	4	0	0	0	0	0	0	0	3-2	0-1	0	2.70	28
Mar 30	at Kansas-2		2.0	1	0	0	2	2	0	0	0	0	0	0	0	8-0	0-1	0	2.35	51
Apr 02	at Dallas Baptist	*	2.0	2	0	0	1	1	0	0	0	0	0	0	0	5-1	0-1	0	2.08	35
Totals		1	17.1	10	4	4	8	20	0	0	2	4	0	3	0	65-45	0-1	0	2.08	-

30 - JACOB ASHKINOS

RHP • R/R • 6-1 • 225 • R-SO • 1L

ALEDO, TEXAS

(ALEDO HS)

2019 SEASON HIGHS

Relief Innings: 3.0 (at SHSU, 3/19)

Starter Innings: 2.0 (at DBU, 4/2)

Strikeouts: 5 (3/24 vs. West Virginia)

Scoreless Appearance Streak: 3 appearances

(March 3-March 10)

Winning Streak: N/A

CAREER GAME HIGHS

Relief Innings: 3.0 (2x, last 3-19-19 at SHSU)

Starter Innings: 4.0 (3x, last 3-25-18 vs. KU)

Strikeouts: 9 (3-20-18 at DBU)

Scoreless Appearance Streak: 3 appearances

(March 3-March 10, 2019)

Winning Streak: N/A

ASHKINOS' CAREER STATS																						
Season	ERA	W-L	APP-GS	CG	SHO	SV	IP	H	R	ER	BB	SO	2B	3B	HR	BF	B/AVG	WP	HBP	BK	SFA	SHA
2018	5.26	0-2	10-3	0	0	0	25.2	26	17	15	18	27	7	2	3	121	.257	3	1	0	1	0
2019	2.08	00-1	11-1	0	0	0	17.1	10	4	4	8	20	0	0	2	74	.161	4	3	0	0	1
CAREER	3.98	0-3	21-4	0	0	0	43	36	21	19	26	47	7	2	5	195	.221	7	4	0	1	1



2019 GAME-BY-GAME

#3 Bertelsman, Ryan - 10 games (All games)

Date	Opponent	Pos	AB	R	H	RBI	2B	3B	HR	BB	SB	CS	HBP	SAC	SF	GDP	K	PO	A	E	Avg	
Feb 15	HOLY CROSS	ph	1	0	1	0	0	0	0	0	0	1	0	0	0	0	0	0	0	0	0	1.000
Feb 16	HOLY CROSS-1	ph/dh	4	3	3	3	0	0	1	0	0	0	0	0	0	0	0	0	0	0	0	.800
Feb 16	HOLY CROSS-2	*dh	3	0	0	1	0	0	0	0	0	0	0	0	1	0	1	0	0	0	0	.500
Feb 17	HOLY CROSS	*dh	3	0	1	0	0	0	0	0	0	0	0	0	1	0	0	0	0	0	0	.455
Feb 22	CORNELL	*dh	4	1	1	2	1	0	0	0	0	0	0	0	0	0	1	0	0	0	0	.400
Mar 02	vs Rice	*dh	4	0	1	2	0	1	0	0	0	0	0	0	0	0	2	0	0	0	0	.368
Mar 09	NEBRASKA	*dh	2	0	0	0	0	0	1	0	0	0	0	0	0	0	0	0	0	0	0	.333
Mar 13	ABILENE CHRISTIAN	pr	0	0	0	0	0	0	0	1	0	0	0	0	0	0	0	0	0	0	0	.333
Mar 19	at Sam Houston State	ph/dh	3	0	1	1	0	0	0	1	0	0	0	0	0	0	2	0	0	0	0	.333
Mar 27	TEXAS SOUTHERN	ph	2	0	2	1	0	0	0	0	0	0	0	0	0	0	0	0	0	0	0	.385
Totals		5gs	26	4	10	10	1	1	1	1	2	1	0	1	1	0	6	0	0	0	0	.385

On base pct. .393 • Slugging pct. .615

3 — RYAN BERTELSMAN

OF • R/R • 6-0 • 195 • R-SO • 1L

FRIENDSWOOD, TEXAS

(FRIENDSWOOD HS)

2019 SEASON HIGHS


- Hits: 3 vs. Holy Cross (2/16/19)
- Runs: 3 vs. Holy Cross (2/16/19)
- Doubles: 1 vs. Cornell (2/22/19)
- Triples: 1 vs. Rice (3/2/19)
- Homers: 1 vs. Holy Cross (2/16/19)
- Total Bases: 6 vs. Holy Cross (2/16/19)
- RBI: 3 vs. Holy Cross (2/16/19)
- Walks: 1 vs. Nebraska (3/9/19)
- Steals: 1 vs. ACU (3/13/19)
- Hitting Streak: 2 games (2/15-2/16)
- On-Base Streak: 2 games (2/15-2/16)

CAREER HIGHS

vs: N/A

- Hits: 3 vs. Holy Cross (2/16/19)
- Runs: 3 vs. Holy Cross (2/16/19)
- Doubles: 1 vs. Cornell (2/22/19)
- Triples: 1 vs. Rice (3/2/19)
- Homers: 1 vs. Holy Cross (2/16/19)
- Total Bases: 6 vs. Holy Cross (2/16/19)
- RBI: 3 vs. Holy Cross (2/16/19)
- Walks: 1 vs. Nebraska (3/9/19)
- Steals: 1 vs. ACU (3/13/19)
- Hitting Streak: 2 games (2/15-2/16/19)
- On-Base Streak: 2 games (2/15-2/16/19)

BERTELSMAN'S CAREER STATS																						
Season	AVG.	GP-GS	AB	R	H	2B	3B	HR	RBI	SLG%	BB	HBP	SO	GDP	OB%	SF	SH	SB	PO	A	E	FLD%
2017	.000	3-0	3	0	0	0	0	0	0	.000	0	0	2	0	.000	0	0	0	0	0	0	.000
2019	.385	10-5	26	4	10	1	1	1	10	.615	1	0	6	0	.393	1	1	2	0	0	0	.000
CAREER	.345	13-5	29	4	10	1	1	1	10	.552	1	0	8	0	.355	1	1	2	0	0	0	.000



14 — JOSH BISSONETTE

IF • R/R • 6-0 • 185 • SR • 3L
ANAHEIM HILLS, CALIF.
(ORANGE LUTHERAN HS)

2019 GAME-BY-GAME

#14 Bissonette, Josh - 28 games (All games)

Date	Opponent	Pos	AB	R	H	RBI	2B	3B	HR	BB	SB	CS	HBP	SAC	SF	GDP	K	PO	A	E	Avg	
Feb 15	HOLY CROSS	*2b	3	0	0	1	0	0	0	0	0	0	1	0	1	0	0	2	0	0	.000	
Feb 16	HOLY CROSS-1	*2b	2	1	2	1	0	0	0	2	0	0	0	1	0	0	0	1	2	1	.400	
Feb 16	HOLY CROSS-2	*2b	3	0	0	0	0	0	0	1	0	0	0	1	0	0	0	2	3	1	.250	
Feb 17	HOLY CROSS	*2b	3	1	2	1	0	0	0	1	0	0	0	0	0	0	0	1	3	0	.364	
Feb 22	CORNELL	*2b	4	3	2	2	0	1	1	1	0	0	0	0	0	1	0	0	3	0	.400	
Feb 23	CORNELL	*2b	4	1	2	1	2	0	0	0	0	0	0	0	0	0	0	3	2	0	.421	
Feb 24	CORNELL	*2b	3	1	1	1	0	0	0	1	0	0	0	0	0	0	0	1	5	0	.409	
Feb 26	DALLAS BAPTIST	*2b	4	1	1	0	0	0	0	0	0	0	0	0	0	1	0	0	2	0	.385	
Mar 01	vs Texas A&M	*2b	3	0	1	0	0	0	0	0	0	0	0	0	0	0	2	0	3	1	.379	
Mar 02	vs Rice	*2b	3	0	1	0	1	0	0	0	0	0	0	0	0	0	0	2	3	0	.375	
Mar 03	vs Texas State	*2b	3	0	0	0	0	0	0	1	0	0	0	0	0	0	0	4	1	0	.343	
Mar 08	NEBRASKA	*2b	3	1	0	0	0	0	0	1	0	0	0	0	0	0	2	3	2	1	.316	
Mar 09	NEBRASKA	*2b	3	0	0	0	0	0	0	0	0	0	0	0	0	0	1	3	3	0	.293	
Mar 10	NEBRASKA	*2b	4	2	3	1	0	0	0	1	0	1	0	0	0	0	0	2	0	0	.333	
Mar 13	ABILENE CHRISTIAN	*2b	4	1	1	2	0	0	1	0	0	0	0	0	0	0	1	2	3	0	.327	
Mar 15	CAL POLY	*2b	4	0	0	0	0	0	0	0	0	0	0	0	0	0	1	2	1	0	.302	
Mar 16	CAL POLY	*2b	4	0	0	0	0	0	0	0	0	0	0	0	0	0	0	5	0	0	.281	
Mar 17	CAL POLY	*2b	5	1	2	2	1	1	0	0	0	0	0	0	0	0	0	3	2	0	.290	
Mar 19	at Sam Houston State	*2b	3	0	0	0	0	0	0	1	0	0	0	0	0	1	0	2	1	0	.277	
Mar 22	WEST VIRGINIA	*2b	4	1	2	1	0	1	0	0	0	0	0	0	0	0	0	5	2	0	.290	
Mar 23	WEST VIRGINIA	*2b	3	1	1	0	0	0	0	0	0	0	0	1	0	1	1	0	3	0	.292	
Mar 24	WEST VIRGINIA	*2b	4	1	2	1	0	0	0	0	0	0	0	0	0	0	0	1	2	0	.303	
Mar 26	TEXAS SOUTHERN	*2b	4	1	2	2	0	0	0	0	0	0	0	0	1	0	0	3	2	0	.312	
Mar 27	TEXAS SOUTHERN	*2b	5	0	1	0	0	0	0	0	0	0	0	0	0	0	0	4	4	0	.306	
Mar 30	at Kansas-1	*2b	3	1	0	0	0	0	0	2	0	0	0	0	0	1	0	1	1	0	.295	
Mar 30	at Kansas-2	*2b	4	0	0	0	0	0	0	0	0	0	0	0	0	0	2	3	5	0	.283	
Mar 31	at Kansas	*2b	4	1	0	0	0	0	0	1	0	0	0	0	0	1	0	1	3	0	.271	
Apr 02	at Dallas Baptist	*2b	3	2	1	1	0	0	1	0	0	0	0	0	0	0	1	3	0	0	.273	
Totals			28gs	99	21	27	17	4	3	2	14	0	1	2	2	2	6	12	53	67	5	.273

On base pct. .368 • Slugging pct. .434

2019 SEASON HIGHS

Hits: 3 (3-10 vs. Nebraska)
 Runs: 3 (2-22 vs. Cornell)
 Doubles: 2 (2-23 vs. Cornell)
 Triples: 1 (2x, 3-17 vs. Cal Poly)
 Homers: 1 (2x, last 3/13 vs. ACU)
 RBI: 2 (4x, last 3/26 vs. TSU)
 Walks: 2 (2x, last 3/30 vs. Kansas)
 Steals: N/A
 Hitting Streak: 7 (Feb. 17-March 2)
 On-Base Streak: 12 (Feb. 15-March 8)

CAREER HIGHS

Hits: 4 (3-26-16 at DBU)
 Runs: 3 (3-26-16 at DBU)
 Doubles: 2 (2x, last 2-23-19 vs. Cornell)
 Triples: 1 (4x, last 3-17-19 vs. Cal)
 Homers: 2 (3-26-16 at DBU)
 Total Bases: 11 (3-26-16 at DBU)
 RBI: 5 (5-8-18 vs. PVAMU)
 Walks: 3 (2x, last 2-18-17 vs. Niagara)
 Steals: 1 (4x, last 3-11-18 vs. GW)
 Hitting Streak: 7 (Feb. 17-March 2, 2019)
 On-Base Streak: 14 (March 13-April 8, 2016)

BISSONETTE'S CAREER STATS

Season	AVG.	GP-GS	AB	R	H	2B	3B	HR	RBI	SLG%	BB	HBP	SO	GDP	OB%	SF	SH	SB	PO	A	E	FLD%
2016	.236	52-52	157	28	37	3	0	3	22	.312	29	5	21	3	.366	3	7	1	76	142	8	.965
2017	.272	55-53	180	25	49	7	1	0	21	.322	26	2	25	1	.370	0	10	2	117	128	6	.907
2018	.269	57-57	193	32	52	10	1	7	39	.440	27	7	33	7	.374	3	6	2	100	134	4	.983
2019	.273	28-28	99	21	27	4	3	2	17	.434	14	2	12	6	.368	2	2	0	53	67	5	.960
CAREER	.262	192-190	629	106	165	24	5	12	99	.374	96	16	91	17	.370	8	25	5	346	471	23	.973



2019 GAME-BY-GAME

#41 Boyd, Luke - 13 appearances (All games)

Date	Opponent	GS	IP	H	R	ER	BB	SO	2B	3B	HR	WP	BK	HBP	IBB	Score	W-L	Sv	ERA	NP
Feb 16	HOLY CROSS-1		2.0	0	1	1	1	4	0	0	0	0	0	0	0	8-5	0-0	0	4.50	30
Feb 17	HOLY CROSS		1.0	0	0	0	1	2	0	0	0	0	0	0	0	6-1	0-0	0	3.00	22
Feb 23	CORNELL		1.0	0	0	0	0	3	0	0	0	0	0	0	0	10-3	0-0	0	2.25	12
Feb 26	DALLAS BAPTIST		2.0	2	1	1	1	3	0	0	0	0	0	0	0	10-4	0-0	0	3.00	37
Mar 02	vs Rice		2.0	1	1	1	3	2	1	0	0	0	0	0	1	3-6	0-0	0	3.38	29
Mar 10	NEBRASKA		1.0	0	0	0	1	1	0	0	0	1	0	0	0	10-3	0-0	0	3.00	15
Mar 13	ABILENE CHRISTIAN	*	2.0	0	0	0	0	4	0	0	0	0	0	0	0	6-3	1-0	0	2.45	23
Mar 15	CAL POLY		1.0	1	0	0	0	3	1	0	0	0	0	0	0	3-0	1-0	0	2.25	19
Mar 19	at Sam Houston State	*	2.0	1	0	0	1	0	0	0	0	0	0	0	0	7-8	1-0	0	1.93	20
Mar 24	WEST VIRGINIA		1.1	2	0	0	1	1	0	0	0	0	0	0	0	10-4	2-0	0	1.76	25
Mar 27	TEXAS SOUTHERN		2.0	0	0	0	1	1	0	0	0	0	0	0	0	3-2	2-0	0	1.56	25
Mar 31	at Kansas		1.0	4	3	2	0	1	2	0	0	0	0	0	0	7-12	2-0	0	2.45	16
Apr 02	at Dallas Baptist		1.0	0	0	0	0	1	0	0	0	0	0	0	0	5-1	2-0	0	2.33	8
Totals		2	19.1	11	6	5	10	26	4	0	0	1	0	0	1	88-52	2-0	0	2.33	-

41 — LUKE BOYD

RHP • R/R • 6-2 • 180 • JR • 2L

OJAI, CALIF.
(NORDHOFF HS)

2019 SEASON HIGHS

Relief Innings: 2.0 (4x, last vs. TSU 3/27)
 Starter Innings: 2.0 (2x, last at SHSU 3/19)
 Strikeouts in Start: 4 (vs. ACU 3/13)
 Strikeouts in Relief: 4 (vs. Holy Cross 2/16)
 Scoreless Appearance Streak: 6 appearances (3/10-pres)
 Winning Streak: 1 game (3/13-pres)

CAREER HIGHS

Relief Innings: 2.2 (3-17-17 vs. WVU)
 Starter Innings: 5.0 (2-20-17 vs. Nevada)
 Strikeouts: 4, 3x (last 3/13/19 vs. ACU)
 Scoreless Appearance Streak: 6 appearances (3/10-pres)
 Winning Streak: 1 game (3/13-pres)

BOYD'S CAREER STATS																						
Season	ERA	W-L	APP-GS	CG	SHO	SV	IP	H	R	ER	BB	SO	2B	3B	HR	BF	B/AVG	WP	HBP	BK	SFA	SHA
2017	11.25	1-0	7-1	0	0	0	12.0	15	15	15	14	9	2	1	1	61	.333	0	1	0	0	1
2018	6.97	0-1	9-0	0	0	0	10.1	16	8	8	6	8	3	0	0	52	.390	1	2	1	0	3
2019	2.33	2-0	13-2	0	0	0	19.1	11	6	5	10	26	4	0	0	75	.172	1	0	0	0	1
CAREER	6.05	3-1	29-3	0	0	0	41.2	42	29	28	30	43	9	1	1	188	.280	2	3	1	0	5



2019 GAME-BY-GAME

#18 Bradford, Cody - 3 appearances (All games)

Date	Opponent	GS	IP	H	R	ER	BB	SO	2B	3B	HR	WP	BK	HBP	IBB	Score	W-L	Sv	ERA	NP
Feb 16	HOLY CROSS-2	*	2.1	1	2	0	1	3	0	0	0	0	0	0	0	8-5	0-0	0	0.00	34
Feb 24	CORNELL	*	2.0	2	2	2	2	2	0	0	1	0	0	0	0	12-4	0-0	0	4.15	43
Mar 03	vs Texas State	*	3.0	3	2	2	1	4	0	1	0	0	0	0	0	5-4	0-0	0	4.91	55
Totals			7.1	6	6	4	4	9	0	1	1	0	0	0	0	25-13	0-0	0	4.91	-

18 — CODY BRADFORD

LHP • L/L • 6-3 • 195 • JR • 2L

ALEDO, TEXAS

(ALEDO HS)

2019 SEASON HIGHS

Relief Innings: N/A

Starter Innings: 3.0 vs. Texas State (3/3)

Strikeouts: 4 vs. Texas State (3/3)

Scoreless Appearance Streak: 1 game (2/16)

Winning Streak: N/A

CAREER HIGHS

Relief Innings: N/A

Starter Innings: 9.0 (2x, last 4-27-18 at KSU)

Strikeouts: 10 (2x, last 5-11-18 vs. OSU)

Scoreless Appearance Streak: N/A

Winning Streak: N/A

BRADFORD'S CAREER STATS

Season	ERA	W-L	APP-GS	CG	SHO	SV	IP	H	R	ER	BB	SO	2B	3B	HR	BF	B/AVG	WP	HBP	BK	SFA	SHA
2017	5.52	5-5	15-14	0	0	0	73.1	89	45	45	20	43	17	2	13	317	.309	1	4	1	2	2
2018	2.51	7-6	14-14	2	2	0	96.2	85	29	27	26	87	17	2	3	388	.240	3	3	0	2	3
2019	4.91	0-0	3-3	0	0	0	7.1	6	6	4	4	9	0	1	1	33	.214	0	0	0	0	1
CAREER	3.86	12-11	32-31	2	2	0	177.1	180	80	76	50	139	34	5	17	738	.269	4	7	1	4	6



21 — RICHARD CUNNINGHAM

OF • L/L • 5-10 • 195 • SR • 3L

AUSTIN, TEXAS

(STEPHEN F. AUSTIN HS)

2019 SEASON HIGHS

Hits: 5 (2/16 vs. Holy Cross)
 Runs: 3 (3x, last 3/31 at Kansas)
 Doubles: 2 (2/16 vs. Holy Cross)
 Triples: 1 (2x, 3/2 vs. Rice, 2/16 vs. Holy Cross)
 Homers: 1 (4x, last 3/30 at Kansas)
 RBI: 3 (3/30 at Kansas)
 Walks: 2 (2/22 vs. Cornell)
 Steals: 1 (4x, last 3/31 at Kansas)
 Hitting Streak: 4 games (Feb. 26-March 3)
 On-Base Streak: 7 games (Feb. 22-March 3)

CAREER HIGHS

Hits: 5 (2x, 2-16-19 vs. Holy Cross, 5-11-18 vs. OSU)
 Runs: 4 (2x, last 5-11-18 vs. OSU)
 Doubles: 3 (2-28-17 vs. UAPB)
 Triples: 1 (12x, last 3-2-19 vs. Rice)
 Homers: 2 (4-6-18 at UT)
 RBI: 8 (2-27-16 vs. Stony Brook)
 Walks: 3 (2x, 2-26-17 vs. South Alabama)
 Steals: 1 (11x, last 2-16-19 vs. Holy Cross)
 Hitting Streak: 13 (May 10, 2017-Feb. 16, 2018)
 On-Base Streak: 15 (March 18-April 9, 2016)

2019 GAME-BY-GAME

#21 Cunningham, Richard - 28 games (All games)

Date	Opponent	Pos	AB	R	H	RBI	2B	3B	HR	BB	SB	CS	HBP	SAC	SF	GDP	K	PO	A	E	Avg	
Feb 15	HOLY CROSS	*of	5	2	3	0	1	0	0	0	0	0	1	0	0	0	1	1	0	0	.600	
Feb 16	HOLY CROSS-1	*of	5	0	0	1	0	0	0	0	0	0	0	0	1	0	2	2	0	0	.300	
Feb 16	HOLY CROSS-2	*of	5	3	5	2	2	1	0	0	1	0	0	0	0	0	0	4	0	0	.533	
Feb 17	HOLY CROSS	*of	5	0	0	1	0	0	0	0	0	0	0	0	0	0	1	0	0	0	.400	
Feb 22	CORNELL	*of	3	2	1	0	0	0	0	2	0	0	0	0	0	0	0	1	0	0	.391	
Feb 23	CORNELL	*of	5	3	3	0	1	0	0	0	0	0	0	0	0	0	0	2	0	0	.429	
Feb 24	CORNELL	*of	4	0	0	1	0	0	0	1	0	0	0	0	1	0	1	3	0	0	.375	
Feb 26	DALLAS BAPTIST	*of	4	1	2	2	0	0	0	1	0	0	0	0	0	0	1	0	0	0	.389	
Mar 01	vs Texas A&M	*of	3	1	1	0	1	0	0	0	0	0	1	0	0	0	1	2	0	0	.385	
Mar 02	vs Rice	*of	4	1	1	0	0	1	0	0	0	0	0	0	0	0	1	1	1	0	.372	
Mar 03	vs Texas State	*of	5	2	2	1	1	0	1	0	0	0	0	0	0	0	2	1	0	0	.375	
Mar 08	NEBRASKA	*of	5	0	0	0	0	0	0	0	0	0	0	0	0	0	1	3	0	1	.340	
Mar 09	NEBRASKA	*of	3	0	0	0	0	0	0	0	0	0	1	0	0	0	1	1	0	0	.321	
Mar 10	NEBRASKA	*of	5	2	3	1	1	0	0	0	0	0	0	0	0	0	0	0	0	0	.344	
Mar 13	ABILENE CHRISTIAN	*of	5	0	1	0	0	0	0	0	1	0	0	0	0	0	2	1	0	0	.333	
Mar 15	CAL POLY	*of	3	1	0	0	0	0	0	1	1	0	0	0	0	0	1	3	0	0	.319	
Mar 16	CAL POLY	*of	4	0	1	0	0	0	0	0	0	0	0	0	0	0	1	2	0	0	.315	
Mar 17	CAL POLY	*of	5	2	3	0	0	0	0	0	0	0	0	0	0	0	1	3	0	0	.333	
Mar 19	at Sam Houston State	*of	4	1	1	1	0	0	1	0	0	0	0	1	0	0	0	2	0	1	.329	
Mar 22	WEST VIRGINIA	*of	3	1	2	1	0	1	0	0	0	0	0	2	0	0	1	2	0	0	.341	
Mar 23	WEST VIRGINIA	*of	4	1	0	1	0	0	0	0	0	0	0	0	1	0	1	4	0	0	.326	
Mar 24	WEST VIRGINIA	*of	4	1	1	1	0	0	0	0	0	0	1	0	0	0	0	1	0	0	.323	
Mar 26	TEXAS SOUTHERN	*of	5	1	3	1	0	0	0	0	0	0	0	0	0	0	1	0	0	0	.337	
Mar 27	TEXAS SOUTHERN	*of	6	0	0	0	0	0	0	1	1	0	0	1	0	0	1	0	3	0	.317	
Mar 30	at Kansas-1	*of	4	1	1	3	0	0	1	0	0	0	1	0	0	0	1	3	0	0	.315	
Mar 30	at Kansas-2	*of	5	2	3	2	0	0	1	0	0	0	0	0	0	1	0	5	0	0	.327	
Mar 31	at Kansas	*of	4	3	2	2	0	0	0	0	1	0	1	0	0	0	1	1	0	0	.333	
Apr 02	at Dallas Baptist	*of	5	0	0	1	0	0	0	0	0	0	0	0	0	0	2	4	0	0	.320	
Totals			28gs	122	31	39	22	7	3	4	6	4	0	6	3	3	2	23	56	1	2	.320

On base pct. .372 • Slugging pct. .525

CUNNINGHAM'S CAREER STATS

Season	AVG.	GP-GS	AB	R	H	2B	3B	HR	RBI	SLG%	BB	HBP	SO	GDP	OB%	SF	SH	SB	PO	A	E	FLD%
2016	.287	52-51	178	40	51	9	5	5	26	.478	19	11	35	1	.386	2	4	3	120	10	1	.993
2017	.306	48-45	170	30	52	15	3	5	29	.518	11	7	37	0	.365	4	1	2	127	7	4	.971
2018	.342	55-55	225	45	77	14	2	9	38	.542	11	9	43	2	.396	0	4	6	5	0	1	.33
2019	.320	28-28	122	31	39	7	3	4	22	.525	6	6	23	2	.372	3	3	4	56	1	2	.966
CAREER	.315	183-179	695	146	219	45	13	23	115	.517	47	33	138	5	.381	9	12	15	308	18	8	.976



31 — DANIEL CARUSO

RHP • R/R • 6-0 • 160 • R-SO • RS

LOS ANGELES, CALIF.

(LOYOLA HS)

SEASON HIGHS

Relief Innings: 4.0 (vs. Texas Southern 3/26)

Starter Innings: N/A

Strikeouts: 4 (vs. TSU 3/26/19)

Scoreless Appearance Streak: 5 appearances

(2/16-3/9)

Winning Streak: 1 game (2/16)

CAREER HIGHS

Relief Innings: 4.0 (vs. TSU 3/26/19)

Starter Innings: N/A

Strikeouts: 4 (vs. TSU 3/26/19)

Scoreless Appearance Streak: 5 appearances

(2/16/19-3/9/19)

Winning Streak: 1 game (2/16/19)

2019 GAME-BY-GAME

#31 Caruso, Daniel - 13 appearances (All games)

Date	Opponent	GS	IP	H	R	ER	BB	SO	2B	3B	HR	WP	BK	HBP	IBB	Score	W-L	Sv	ERA	NP
Feb 16	HOLY CROSS-2		2.0	1	0	0	1	3	1	0	0	0	0	0	0	8-5	1-0	0	0.00	37
Feb 23	CORNELL		1.0	0	0	0	1	0	0	0	0	0	0	0	0	10-3	1-0	0	0.00	14
Mar 01	vs Texas A&M		1.0	0	0	0	0	1	0	0	0	0	0	0	0	2-5	1-0	0	0.00	8
Mar 03	vs Texas State		1.2	1	0	0	1	3	0	0	0	0	0	0	0	5-4	1-0	0	0.00	32
Mar 09	NEBRASKA		2.0	2	0	0	1	2	0	0	0	0	0	0	0	0-2	1-0	0	0.00	39
Mar 13	ABILENE CHRISTIAN		1.0	2	2	2	0	0	0	0	1	0	0	0	0	6-3	1-0	0	2.08	18
Mar 16	CAL POLY		2.0	1	0	0	0	1	0	0	0	0	0	0	0	1-3	1-0	0	1.69	22
Mar 17	CAL POLY		1.0	0	0	0	1	0	0	0	0	0	0	0	0	14-3	1-0	0	1.54	14
Mar 19	at Sam Houston State		0.1	1	1	1	0	0	0	1	0	0	0	0	0	7-8	1-1	0	2.25	10
Mar 23	WEST VIRGINIA		2.0	1	0	0	0	0	0	0	0	0	0	0	0	12-0	1-1	0	1.93	28
Mar 26	TEXAS SOUTHERN		4.0	2	0	0	1	4	0	0	0	0	0	0	0	13-3	2-1	0	1.50	51
Mar 30	at Kansas-1		1.0	1	0	0	1	1	0	0	0	0	0	0	0	8-2	2-1	0	1.42	22
Apr 02	at Dallas Baptist		1.0	1	0	0	1	1	0	0	0	0	0	0	0	5-1	2-1	0	1.35	16
Totals		0	20.0	13	3	3	8	16	1	1	1	0	0	0	0	91-42	2-1	0	1.35	-

CARUSO'S CAREER STATS

Season	ERA	W-L	APP-GS	CG	SHO	SV	IP	H	R	ER	BB	SO	2B	3B	HR	BF	B/AVG	WP	HBP	BK	SFA	SHA
2017	14.54	0-0	5-0	0	0	0	4.1	9	8	7	3	1	0	0	2	26	.450	1	2	0	1	0
2019	1.35	2-1	13-0	0	0	0	20.0	13	3	3	8	16	1	1	1	81	.181	0	0	0	0	1
CAREER	3.70	2-1	18-0	0	0	0	24.1	22	11	10	11	17	1	1	3	107	.239	1	2	0	1	1



2019 GAME-BY-GAME

#40 Dickens, Paul - 8 appearances (All games)

Date	Opponent	GS	IP	H	R	ER	BB	SO	2B	3B	HR	WP	BK	HBP	IBB	Score	W-L	Sv	ERA	NP
Feb 16	HOLY CROSS-2		3.2	4	3	3	3	4	2	1	0	1	0	0	0	8-5	0-0	0	7.36	78
Feb 23	CORNELL		3.1	2	0	0	1	3	1	0	0	0	0	0	0	10-3	1-0	0	3.86	51
Feb 26	DALLAS BAPTIST	*	3.0	2	2	2	0	4	1	1	0	0	0	0	0	10-4	1-0	0	4.50	50
Mar 02	vs Rice		3.0	2	2	2	1	5	0	1	1	1	0	0	0	3-6	1-0	0	4.85	59
Mar 09	NEBRASKA	*	5.0	5	1	1	1	7	0	0	0	0	0	0	0	0-2	1-1	0	4.00	83
Mar 15	CAL POLY	*	7.0	1	0	0	2	5	0	0	0	0	1	0	0	3-0	2-1	0	2.88	101
Mar 22	WEST VIRGINIA	*	6.0	6	5	5	2	9	2	0	1	0	0	0	0	6-5	2-1	0	3.77	101
Mar 30	at Kansas-1	*	6.0	2	2	2	2	12	0	0	1	0	0	0	0	8-2	3-1	0	3.65	97
Totals		5	37.0	27	15	15	12	49	6	3	3	2	0	1	0	48-27	3-1	0	3.65	-

40 — PAUL DICKENS

LHP • L/L • 6-5 • 225 • R-JR • TR
 FORT WORTH, TEXAS
 (NAVARRO JC/HOME SCHOOL)

SEASON HIGHS

Relief Innings: 3.2 (vs. Holy Cross 2/16)
 Starter Innings: 7.0 (vs. Cal Poly 3/15)
 Strikeouts as a Starter: 12 (at Kansas 3/30)
 Strikeouts in Relief: 5 (vs. Rice 3/2)
 Scoreless Appearance Streak: 1 appearance,
 2x (Feb. 23, March 15)
 Winning Streak: 1 game, 3x (Feb. 23, March
 15, March 30)

CAREER HIGHS

Relief Innings: 3.2 (vs. Holy Cross 2/16/19)
 Starter Innings: 7.0 (vs. Cal Poly 3/15/19)
 Strikeouts as a Starter: 12 (at Kansas 3/30/19)
 Strikeouts in Relief: 5 (vs. Rice 3/2/19)
 Scoreless Appearance Streak: 1 appearance,
 2x (2/23/19, 3/15/19)
 Winning Streak: 1 game, 3x (2/23/19, 3/15/19,
 3/30/19)

DICKENS FILE

12 strikeouts vs. Kansas on March 30, 2019
 are the most in school history since Logan
 Verrett tallied 14 against Louisiana Tech on
 March 11, 2011.

DICKENS' CAREER STATS																						
Season	ERA	W-L	APP-GS	CG	SHO	SV	IP	H	R	ER	BB	SO	2B	3B	HR	BF	B/AVG	WP	HBP	BK	SFA	SHA
2019	3.65	3-1	8-5	0	0	0	37.0	27	15	15	12	49	6	3	3	148	.203	2	1	0	1	1
CAREER	3.65	3-1	8-5	0	0	0	37.0	27	15	15	12	49	6	3	3	148	.203	2	1	0	1	1



9 — DAVION DOWNEY

OF • L/L • 6-0 • 200 • SO • 1L
BOWLING GREEN, KY
(WARREN EAST HS)

2019 SEASON HIGHS

Hits: 3 vs. DBU (2/26)
 Runs: 3 vs. DBU (2/26)
 Doubles: 1, 7x, last 3/26 vs. TSU
 Triples: 1 vs. TSU (3/26)
 Homers: 2 vs. DBU (2/26)
 RBI: 2 (3x, last vs. DBU (2/26))
 Walks: 3 (2x, last 3/30 at Kansas)
 Steals: 1 (2x, last 3/9 vs. Nebraska)
 Hitting Streak: 8 (Feb. 15-Feb. 26)
 On-Base Streak: 8 (Feb. 15-Feb. 26)

CAREER HIGHS

Hits: 5 (4-27-18 at KSU)
 Runs: 3, 3x, last 2/26 vs. DBU
 Doubles: 2 (4-27-18 at KSU)
 Triples: 1 (2x, last 3/26/19 vs. TSU)
 Homers: 2 (vs. DBU 2/26/19)
 RBI: 4 (4-24-18 at TXST)
 Walks: 3 (3x, last 3/30/19 at Kansas)
 Steals: 1 (3x, last 3/9/19 vs. Nebraska)
 Hitting Streak: 7 (Feb. 15-pres)
 On-Base Streak: 8 (Feb. 15-Feb. 26, 2019)

2019 GAME-BY-GAME

#9 Downey, Davion - 27 games (All games)

Date	Opponent	Pos	AB	R	H	RBI	2B	3B	HR	BB	SB	CS	HBP	SAC	SF	GDP	K	PO	A	E	Avg	
Feb 15	HOLY CROSS	*of	1	2	1	0	0	0	0	2	0	0	2	0	0	0	0	2	0	0	1.000	
Feb 16	HOLY CROSS-1	*of	5	1	2	1	1	0	0	0	0	0	1	0	0	0	2	2	0	0	.500	
Feb 16	HOLY CROSS-2	*of	4	0	2	1	0	0	0	1	1	0	0	0	0	0	0	2	0	1	.500	
Feb 17	HOLY CROSS	*of	3	2	2	2	1	0	1	0	0	0	0	1	0	0	0	1	0	0	.538	
Feb 22	CORNELL	*of	5	2	1	1	0	0	0	1	0	0	0	0	0	0	1	1	0	0	.444	
Feb 23	CORNELL	*of	3	1	1	1	1	0	0	0	0	0	1	0	1	0	0	1	0	0	.429	
Feb 24	CORNELL	*of	3	1	1	2	1	0	0	0	0	0	2	0	0	0	1	0	0	0	.417	
Feb 26	DALLAS BAPTIST	*of	3	3	3	2	0	0	2	0	0	0	2	0	0	0	0	2	0	0	.481	
Mar 01	vs Texas A&M	*of	4	0	0	0	0	0	0	0	0	0	0	0	0	1	2	5	1	0	.419	
Mar 02	vs Rice	*of	3	1	0	0	0	0	0	1	0	0	0	0	0	0	2	2	0	0	.382	
Mar 03	vs Texas State	*of	5	0	1	1	0	0	0	0	0	0	0	0	0	0	1	2	0	0	.359	
Mar 08	NEBRASKA	*of	4	0	0	0	0	0	0	0	0	0	0	0	0	0	2	2	0	0	.326	
Mar 09	NEBRASKA	*of	3	0	0	0	0	0	0	0	1	0	0	0	0	0	1	1	1	0	.304	
Mar 10	NEBRASKA	*of	5	1	2	1	0	0	0	0	0	0	0	0	0	0	0	1	0	0	.314	
Mar 13	ABILENE CHRISTIAN	*of	3	0	0	0	0	0	0	1	0	0	0	0	0	0	0	1	1	0	.296	
Mar 15	CAL POLY	*of	3	0	0	0	0	0	0	1	0	0	0	0	0	0	2	3	0	0	.281	
Mar 16	CAL POLY	*of	3	0	1	0	0	0	0	1	0	0	0	0	0	0	0	1	0	0	.283	
Mar 17	CAL POLY	*of	4	2	2	2	1	0	0	0	0	0	0	0	0	0	0	0	0	0	.297	
Mar 19	at Sam Houston State	*of	1	1	0	1	0	0	0	3	0	0	0	0	1	0	0	1	0	0	.292	
Mar 22	WEST VIRGINIA	*of	3	0	0	0	0	0	0	0	0	1	0	0	0	0	2	0	0	0	.279	
Mar 24	WEST VIRGINIA	*of	2	2	1	0	1	0	0	2	0	0	0	0	0	0	0	4	0	0	.286	
Mar 26	TEXAS SOUTHERN	*of	3	2	2	4	1	1	0	1	0	0	1	0	0	0	1	1	0	0	.301	
Mar 27	TEXAS SOUTHERN	*of	3	0	0	0	0	0	0	0	0	0	0	0	0	1	2	2	0	0	.289	
Mar 30	at Kansas-1	*of	2	0	0	0	0	0	0	3	0	0	0	0	0	0	1	1	0	0	.282	
Mar 30	at Kansas-2	*of	4	0	0	0	0	0	0	0	0	0	0	0	0	0	1	1	0	0	.268	
Mar 31	at Kansas	ph/of	1	0	0	0	0	0	0	1	0	0	0	0	0	0	1	0	0	0	.265	
Apr 02	at Dallas Baptist	*of	3	0	0	0	0	0	0	1	0	0	0	0	0	0	0	1	0	0	.256	
Totals			26gs	86	21	22	19	7	1	3	19	2	0	11	1	2	2	24	43	2	1	.256

On base pct. .441 • Slugging pct. .465

DOWNEY'S CAREER STATS

Season	AVG.	GP-GS	AB	R	H	2B	3B	HR	RBI	SLG%	BB	HBP	SO	GDP	OB%	SF	SH	SB	PO	A	E	FLD%
2018	.274	55-53	179	31	49	10	1	4	33	.408	31	9	33	0	.399	4	5	1	117	2	2	.983
2019	.265	26-25	83	21	22	7	1	3	19	.482	18	11	24	2	.447	2	1	2	42	2	1	.978
CAREER	.271	81-78	262	52	71	17	2	7	52	.431	49	20	57	2	.415	6	6	3	159	4	3	.982



1 — COLE HARING

OF • R/R • 5-10 • 185 • SR • 1L

KATY, TEXAS

(KATY HS/MCLENNAN CC)

2019 SEASON HIGHS

- Hits: 4 (3/23 vs. West Virginia)
- Runs: 2, 4x, (last 3/23 vs. West Virginia)
- Doubles: 1 (3/16 vs. Cal Poly)
- Triples: N/A
- Homers: 2 (3/23 vs. West Virginia)
- RBI: 5 (3/23 vs. West Virginia)
- Walks: 2 (2/16 vs. Holy Cross)
- Steals: 2 (2/17 vs. Holy Cross)
- Hitting Streak: 5 (Feb. 15-Feb. 22)
- On-Base Streak: 8 (3/16-pres)

CAREER STATS

- Hits: 4 (3/23/19 vs. West Virginia)
- Runs: 2 (14x, last 3/23/19 vs. West Virginia)
- Doubles: 1 (14x, last 3/16/19 vs. Cal Poly)
- Triples: 1 (2x, last 5-8-18 vs. PVAMU)
- Homers: 2 (3x, 3-23-19 vs. West Virginia)
- RBI: 5 (2x, last 3-23-19 vs. West Virginia)
- Walks: 2 (3x, last 2/16/19 vs. Holy Cross)
- Steals: 2 (2/17/19 vs. Holy Cross)
- Hitting Streak: 8 (March 24-April 3, 2018)
- On-Base Streak: 11 (March 24-April 8, 2018)

HARING FILE

Connected on first-career grand slam in game one the doubleheader at Kansas, March 30. Bears won, 8-2.


2019 GAME-BY-GAME

#1 Haring, Cole - 22 games (All games)

Date	Opponent	Pos	AB	R	H	RBI	2B	3B	HR	BB	SB	CS	HBP	SAC	SF	GDP	K	PO	A	E	Avg	
Feb 15	HOLY CROSS	*of	4	2	1	2	0	0	0	0	0	0	0	0	0	0	1	2	0	0	.250	
Feb 16	HOLY CROSS-1	ph/of	3	0	2	1	0	0	0	0	0	0	0	0	0	0	1	0	0	0	.429	
Feb 16	HOLY CROSS-2	*of	3	2	1	0	0	0	0	2	0	0	0	0	0	0	0	0	0	0	.400	
Feb 17	HOLY CROSS	*of	3	1	1	1	0	0	0	0	2	0	1	0	0	0	0	2	0	0	.385	
Feb 22	CORNELL	*of/of	5	2	2	2	0	0	1	1	0	0	0	0	0	0	1	4	0	0	.389	
Feb 23	CORNELL	*of	4	0	0	1	0	0	0	0	0	0	0	0	1	0	0	0	0	0	.318	
Feb 24	CORNELL	*of	5	1	3	4	0	0	1	0	0	0	0	0	0	0	0	1	0	0	.370	
Feb 26	DALLAS BAPTIST	*of	5	1	2	0	0	0	0	0	0	1	0	0	0	0	1	2	0	0	.375	
Mar 01	vs Texas A&M	*of	1	0	0	0	0	0	0	0	0	0	0	0	0	0	1	1	0	0	.364	
Mar 15	CAL POLY	*of	3	0	0	0	0	0	0	0	0	0	0	0	0	0	1	1	0	0	.333	
Mar 16	CAL POLY	*of	4	1	2	0	1	0	0	0	1	0	0	0	0	0	1	2	1	0	.350	
Mar 17	CAL POLY	*of/of	4	1	1	2	0	0	1	0	0	0	0	0	0	0	0	3	0	0	.341	
Mar 19	at Sam Houston State	*of	4	1	1	0	0	0	0	1	1	0	0	0	0	0	1	1	0	0	.333	
Mar 22	WEST VIRGINIA	*of	3	0	0	0	0	0	0	0	0	1	1	0	0	0	1	1	0	0	.314	
Mar 23	WEST VIRGINIA	*of	5	2	4	5	0	0	2	0	0	0	0	0	0	0	1	1	0	0	.357	
Mar 24	WEST VIRGINIA	*of	3	0	0	0	0	0	0	1	0	0	0	0	0	0	1	1	0	0	.339	
Mar 26	TEXAS SOUTHERN	*of	4	1	1	1	0	0	0	1	0	0	0	0	0	0	1	2	0	0	.333	
Mar 27	TEXAS SOUTHERN	*of/of	4	1	3	1	0	0	0	1	0	1	0	0	0	0	0	2	0	0	.358	
Mar 30	at Kansas-1	*of	5	1	2	4	0	0	1	0	0	0	0	0	0	0	1	1	0	0	.361	
Mar 30	at Kansas-2	*of	4	0	0	0	0	0	0	0	0	0	0	0	0	0	1	2	0	0	.342	
Mar 31	at Kansas	*of/of	3	0	1	0	1	0	0	2	0	0	0	0	0	0	2	2	0	0	.342	
Apr 02	at Dallas Baptist	*of	3	1	0	0	0	0	0	1	0	0	0	0	0	0	1	1	0	0	.329	
Totals			21gs	82	18	27	24	2	0	6	10	4	3	2	0	1	0	17	32	1	0	.329

On base pct. .411 • Slugging pct. .573

HARING'S CAREER STATS																						
Season	AVG.	GP-GS	AB	R	H	2B	3B	HR	RBI	SLG%	BB	HBP	SO	GDP	OB%	SF	SH	SB	PO	A	E	FLD%
2018	.255	56-56	216	40	55	13	2	7	32	.431	17	5	62	1	.322	1	3	4	140	3	6	.960
2019	.342	21-20	79	17	27	2	0	6	24	.595	9	2	16	0	.418	1	0	4	31	1	0	1.000
CAREER	.278	77-76	295	57	82	15	2	13	56	.475	26	7	78	1	.348	2	3	8	171	4	6	.967



2019 GAME-BY-GAME

#8 Harper, Kyle - 11 games (All games)

Date	Opponent	Pos	AB	R	H	RBI	2B	3B	HR	BB	SB	CS	HBP	SAC	SF	GDP	K	PO	A	E	Avg
Feb 15	HOLY CROSS	c	0	0	0	0	0	0	0	0	0	0	0	0	0	0	0	3	0	0	.000
Feb 17	HOLY CROSS	*c	3	0	1	0	1	0	0	0	0	0	1	0	0	0	0	10	3	0	.333
Feb 22	CORNELL	*c	4	0	2	1	0	0	0	0	0	0	0	0	0	0	0	11	0	0	.429
Feb 23	CORNELL	*c	4	1	1	2	0	0	0	0	0	0	0	0	0	0	0	11	0	0	.364
Feb 24	CORNELL	*c	4	1	2	2	1	0	1	0	0	0	1	0	0	0	0	10	2	0	.400
Feb 26	DALLAS BAPTIST	*c	4	1	2	1	0	0	0	0	0	0	0	0	0	0	0	11	1	0	.421
Mar 01	vs Texas A&M	*c	3	1	2	0	0	0	0	0	0	0	0	0	0	1	0	5	2	0	.455
Mar 02	vs Rice	*of	3	0	0	0	0	0	0	0	0	0	0	0	0	0	0	1	1	1	.400
Mar 03	vs Texas State	*c	4	0	0	0	0	0	0	0	0	0	0	0	0	0	0	8	2	0	.345
Mar 08	NEBRASKA	*c	2	0	0	1	0	0	1	0	0	0	0	0	1	1	1	10	0	0	.323
Mar 17	CAL POLY	ph/of	1	0	0	0	0	0	0	0	0	0	0	0	0	0	1	1	0	0	.312
Totals		9gs	32	4	10	7	2	0	1	1	0	0	2	0	1	2	4	81	11	0	.312

On base pct. .361 • Slugging pct. .469

8 — KYLE HARPER

C/OF • R/R • 6-0 • 190 • RS-FR • RS

HOUSTON, TEXAS
(CYPRESS CREEK HS)

2019 SEASON HIGHS

- Hits: 2 (4x, last 3/1 vs. Texas A&M)
- Runs: 1 (4x, last 3/1 vs. Texas A&M)
- Doubles: 1 (2x, last 2/24 vs. Cornell)
- Triples: N/A
- Homers: 1 (2/24 vs. Cornell)
- RBI: 2 (2x, last 2/24 vs. Cornell)
- Walks: 1 (3/8 vs. Nebraska)
- Steals: N/A
- Hitting Streak: 6 (Feb. 17- March 1)
- On-Base Streak: 6 (Feb. 17- March 1)

CAREER STATS

- Hits: 2 (4x, last 3/1/19 vs. Texas A&M)
- Runs: 1 (4x, last 3/1/19 vs. Texas A&M)
- Doubles: 1 (2x, last 2/24 vs. Cornell)
- Triples: N/A
- Homers: 1 (2/24/19 vs. Cornell)
- RBI: 2 (2x, last 2/24/19 vs. Cornell)
- Walks: 1 (3/8/19 vs. Nebraska)
- Steals: N/A
- Hitting Streak: 6 (Feb. 17- March 1, 2019)
- On-Base Streak: 6 (Feb. 17- March 1, 2019)

HARPER'S CAREER STATS																						
Season	AVG.	GP-GS	AB	R	H	2B	3B	HR	RBI	SLG%	BB	HBP	SO	GDP	OB%	SF	SH	SB	PO	A	E	FLD%
2019	.323	10-9	31	4	10	2	0	1	7	.484	1	2	3	2	.371	1	0	0	80	11	0	1.000
CAREER	.323	10-9	31	4	10	2	0	1	7	.484	1	2	3	2	.371	1	0	0	80	11	0	1.000



2019 GAME-BY-GAME

#15 Hill, Kyle - 14 appearances (All games)

Date	Opponent	GS	IP	H	R	ER	BB	SO	2B	3B	HR	WP	BK	HBP	IBB	Score	W-L	Sv	ERA	NP
Feb 16	HOLY CROSS-1	1.0	0	0	0	0	2	1	0	0	0	0	0	0	0	8-5	1-0	0	0.00	27
Feb 16	HOLY CROSS-2	1.0	1	0	0	0	1	0	0	0	0	0	0	0	0	8-5	1-0	1	0.00	16
Feb 24	CORNELL	1.0	0	0	0	0	2	0	0	0	0	0	0	0	0	12-4	1-0	1	0.00	14
Feb 26	DALLAS BAPTIST	1.0	0	0	0	0	1	2	0	0	0	0	0	0	0	10-4	1-0	1	0.00	17
Feb 03	vs Texas State	1.1	0	0	0	0	2	0	0	0	0	0	0	0	0	5-4	2-0	1	0.00	17
Mar 10	NEBRASKA	1.0	0	0	0	0	1	0	0	0	0	0	0	0	0	10-3	2-0	1	0.00	13
Mar 13	ABILENE CHRISTIAN	1.0	1	0	0	0	1	0	0	0	0	0	0	0	0	6-3	2-0	2	0.00	18
Mar 15	CAL POLY	1.0	0	0	0	0	2	0	0	0	0	0	0	0	0	3-0	2-0	3	0.00	15
Mar 19	at Sam Houston State	0.2	0	0	0	0	1	0	0	0	0	0	0	0	0	7-8	2-0	3	0.00	8
Mar 22	WEST VIRGINIA	0.1	0	0	0	0	0	0	0	0	0	0	0	0	0	6-5	3-0	3	0.00	7
Mar 24	WEST VIRGINIA	1.0	0	0	0	0	0	0	0	0	0	0	0	0	0	10-4	3-0	4	0.00	9
Mar 27	TEXAS SOUTHERN	2.0	1	0	0	0	1	0	0	0	1	0	0	0	0	3-2	4-0	4	0.00	22
Mar 31	at Kansas	1.0	0	0	0	0	1	0	0	0	0	0	0	0	0	7-12	4-0	4	0.00	12
Apr 02	at Dallas Baptist	1.0	0	0	0	0	1	1	0	0	0	0	0	0	0	5-1	4-0	4	0.00	12
Totals		0	14.1	3	0	0	4	16	0	0	0	1	0	0	0	100-60	4-0	4	0.00	-

15 — KYLE HILL

RHP • R/R • 5-11 • 195 • SR • 3L

CORPUS CHRISTI, TEXAS

CALLEN HS

SEASON HIGHS

Relief Innings: 2.0 (3/27 vs. Texas Southern)

Starter Innings: N/A

Strikeouts: 2 (4x, last 3/15 vs. Cal Poly)

Scoreless Appearance Streak: 12 appearances (Feb. 15-pres)

Winning Streak: 1 game

CAREER HIGHS

Relief Innings: 5.1 (3-13-16 vs. NMSU)

Starter Innings: 7.0 (4-3-16 vs. Kansas)

Strikeouts: 7 (3-13-16 vs. NMSU)

Scoreless Appearance Streak: 12 appearances (Feb. 15, 2019-pres)

Winning Streak: N/A

HILL'S CAREER STATS																						
Season	ERA	W-L	APP-GS	CG	SHO	SV	IP	H	R	ER	BB	SO	2B	3B	HR	BF	B/AVG	WP	HBP	BK	SFA	SHA
2016	5.28	1-4	15-8	0	0	0	44.1	49	29	26	27	31	10	3	4	208	.283	3	0	2	2	6
2017	2.98	3-3	30-0	0	0	0	42.1	36	19	14	32	54	5	1	2	193	.235	5	1	1	3	4
2018	2.62	4-1	25-3	0	0	1	55.0	36	20	16	32	47	5	2	4	234	.185	0	1	2	1	5
2019	0.00	4-0	14-0	0	0	4	14.1	3	0	0	4	16	0	0	0	49	.070	1	0	0	1	1
CAREER	3.23	12-8	84-11	0	0	5	156	124	68	56	95	148	20	6	10	684	.220	9	2	5	7	16



28 — HAYDEN KETTLER

RHP • R/R • 6-2 • 190 • JR • 2L

COPPELL, TEXAS
(COPPELL HS)

SEASON HIGHS

Relief Innings: N/A

Starter Innings: 7.0 (2/15 vs. Holy Cross)

Strikeouts: 9 (2/22 vs. Cornell)

Scoreless Appearance Streak: 2 appearances,
13.0 innings (Feb. 15-Feb. 22)

Winning Streak: 2 games (Feb., 15-Feb. 22)

CAREER HIGHS

Relief Innings: 3.2 (4-5-17 vs. Lamar)

Starter Innings: 7.0 (4x, last 2-15-19 vs. Holy
Cross)

Strikeouts: 9 (2/22/19 vs. Cornell)

Scoreless Appearance Streak: 3 (April 14-21,
2017)

Winning Streak: 2 games (Feb., 15-Feb. 22, 2019)

2019 GAME-BY-GAME

#28 Kettler, Hayden - 5 appearances (All games)

Date	Opponent	GS	IP	H	R	ER	BB	SO	2B	3B	HR	WP	BK	HBP	IBB	Score	W-L	Sv	ERA	NP
Feb 15	HOLY CROSS	*	7.0	4	0	0	1	8	0	0	0	0	0	2	0	12-0	1-0	0	0.00	86
Feb 22	CORNELL	*	6.0	3	0	0	1	9	0	0	0	0	0	1	0	17-0	2-0	0	0.00	90
Mar 01	vs Texas A&M	*	4.0	4	5	5	3	1	0	0	2	1	0	0	0	2-5	2-1	0	2.65	70
Mar 08	NEBRASKA	*	4.1	6	7	6	3	5	1	0	2	1	0	2	0	4-12	2-2	0	4.64	100
Mar 31	at Kansas	*	2.0	2	0	0	3	1	2	0	0	0	0	0	0	7-12	2-2	0	4.24	53
Totals			5	23.1	19	12	11	11	24	3	0	4	2	0	5	42-29	2-2	0	4.24	-

KETTLER'S CAREER STATS

Season	ERA	W-L	APP-GS	CG	SHO	SV	IP	H	R	ER	BB	SO	2B	3B	HR	BF	B/AVG	WP	HBP	BK	SFA	SHA
2017	3.35	3-0	19-4	0	0	0	37.2	37	19	14	19	27	9	0	4	164	.266	1	3	0	1	1
2018	3.81	8-4	16-16	0	0	0	87.1	84	51	37	36	56	17	2	10	384	.254	5	10	0	3	4
2019	4.24	2-2	5-5	0	0	0	23.1	19	12	11	11	24	3	0	4	104	.218	2	5	0	0	1
CAREER	3.76	13-6	40-25	0	0	0	148.1	140	82	62	66	107	29	2	18	652	.251	8	18	0	4	6



2019 GAME-BY-GAME

#23 Langeliers, Shea - 18 games (All games)

Date	Opponent	Pos	AB	R	H	RBI	2B	3B	HR	BB	SB	CS	HBP	SAC	SF	GDP	K	PO	A	E	Avg
Feb 15	HOLY CROSS	*c	4	1	0	0	0	0	1	0	0	0	0	0	0	0	1	8	0	0	.000
Feb 16	HOLY CROSS-1	*c	5	1	2	0	0	0	0	1	0	0	0	0	0	0	1	11	4	0	.222
Feb 16	HOLY CROSS-2	*c	4	0	1	1	0	0	0	1	0	0	0	0	0	0	2	12	0	0	.231
Mar 10	NEBRASKA	*dh	5	1	2	0	0	0	0	0	0	0	0	0	0	0	0	0	0	0	.278
Mar 13	ABILENE CHRISTIAN	*c	3	0	0	0	0	0	0	1	0	1	0	0	0	1	1	7	1	0	.238
Mar 15	CAL POLY	*c	3	1	1	2	1	0	0	1	1	0	0	0	0	0	0	11	0	0	.250
Mar 16	CAL POLY	*c	4	0	0	0	0	0	0	0	0	0	0	0	0	1	1	3	1	0	.214
Mar 17	CAL POLY	*c	5	1	1	1	0	0	0	0	0	0	0	0	0	0	0	7	0	0	.212
Mar 19	at Sam Houston State	*c	3	2	2	1	1	1	0	0	1	0	0	1	0	0	0	7	0	0	.250
Mar 22	WEST VIRGINIA	*c	4	1	3	0	1	0	0	0	0	0	0	0	0	0	0	12	2	0	.300
Mar 23	WEST VIRGINIA	*c	5	1	2	1	1	0	0	0	0	0	0	0	0	0	0	1	3	2	.311
Mar 24	WEST VIRGINIA	*c	5	0	1	2	1	0	0	0	0	0	0	0	0	0	0	8	2	0	.300
Mar 26	TEXAS SOUTHERN	*c	3	2	0	1	0	0	0	2	0	0	0	0	0	0	1	10	4	0	.283
Mar 27	TEXAS SOUTHERN	*c	5	1	1	0	0	0	0	0	1	0	0	0	0	0	0	9	3	0	.276
Mar 30	at Kansas-1	*c	4	1	1	0	0	0	0	1	0	0	0	0	0	0	1	18	0	0	.274
Mar 30	at Kansas-2	*c	5	0	0	0	0	0	0	0	0	0	0	0	0	0	3	8	0	0	.254
Mar 31	at Kansas	*c	4	0	1	1	0	0	0	0	0	0	1	0	0	0	5	2	0	0	.254
Apr 02	at Dallas Baptist	*c	4	1	2	1	0	0	1	0	0	0	0	0	0	0	0	6	3	0	.267
Totals			18gs	75	14	20	11	5	1	1	9	2	1	1	1	0	2	12	145	24	.267

On base pct. .353 • Slugging pct. .400

23 — SHEA LANGELIERS

C • R/R • 6-0 • 190 • JR • 2L

KELLER, TEXAS

KELLER HS

SEASON HIGHS

- Hits: 3 (3/22 vs. West Virginia)
- Runs: 2 (2x, last 3/26 vs. Texas Southern)
- Doubles: 1 (2x, last 3/19 at SHSU)
- Triples: 1 (3/19 at SHSU)
- Homers: 1 (4/2 at DBU)
- RBI: 2 (2x, last 3/24 vs. West Virginia)
- Walks: 2 (3/26 vs. Texas Southern)
- Steals: 1 (2x, 3/27 vs. Texas Southern)
- Hitting Streak: 3 (Feb. 16-March 10)
- On-Base Streak: 6 (Feb. 15-March 15)

CAREER HIGHS

- Hits: 4 (2x, last 5-18-17 vs. KSU)
- Runs: 4 (4-22-17 at TCU)
- Doubles: 2 (5x, last 5-17-18 at WVU)
- Triples: 1 (5x, last 3/19/19 at SHSU)
- Homers: 2 (2x, last 5-19-17 vs. KSU)
- Total Bases: 9 (2x, last 3-26-18 vs. PVAMU)
- RBI: 4 (4-2-17 at Washington)
- Walks: 3 (4-9-17 at Texas Tech)
- Steals: 1 (4x, last 3-15-19 vs. Cal Poly)
- Hitting Streak: 12 (April 30-May 25, 2017)
- On-Base Streak: 17 (April 18-May 25, 2017)

LANGELIERS' CAREER STATS																						
Season	AVG.	GP-GS	AB	R	H	2B	3B	HR	RBI	SLG%	BB	HBP	SO	GDP	OB%	SF	SH	SB	PO	A	E	FLD%
2017	.313	55-55	211	43	66	14	2	10	38	.540	24	3	37	4	.388	2	3	1	390	54	4	.991
2018	.252	58-58	226	49	57	18	2	11	44	.496	35	2	45	8	.351	5	0	4	449	54	3	.994
2019	.267	18-18	75	14	20	5	1	1	11	.400	9	1	12	2	.353	0	1	2	145	24	0	1.000
CAREER	.279	131-131	512	106	143	37	5	22	93	.500	68	6	94	14	.366	7	4	7	984	132	7	.994



2019 GAME-BY-GAME

#10 Leckich, Ryan - 15 appearances (All games)

Date	Opponent	GS	IP	H	R	ER	BB	SO	2B	3B	HR	WP	BK	HBP	IBB	Score	W-L	Sv	ERA	NP
Feb 15	HOLY CROSS		1.0	0	0	0	0	1	0	0	0	0	0	0	0	12-0	0-0	0	0.00	19
Feb 17	HOLY CROSS		2.1	1	0	0	0	2	0	0	0	0	0	0	0	6-1	1-0	0	0.00	43
Feb 24	CORNELL		1.0	0	0	0	0	1	0	0	0	0	0	0	0	12-4	1-0	0	0.00	16
Feb 26	DALLAS BAPTIST		2.0	4	1	1	1	1	1	0	0	0	0	0	0	10-4	2-0	0	1.42	29
Mar 02	vs Rice		2.0	1	0	0	0	3	0	0	0	0	0	1	0	3-6	2-0	0	1.08	31
Mar 09	NEBRASKA		2.0	1	1	0	2	3	0	0	0	0	0	0	0	0-2	2-0	0	0.87	34
Mar 10	NEBRASKA		1.0	0	0	0	0	3	0	0	0	0	0	0	0	10-3	2-0	0	0.79	14
Mar 13	ABILENE CHRISTIAN		1.0	1	0	0	1	1	0	0	0	0	0	0	0	6-3	2-0	0	0.73	18
Mar 16	CAL POLY		2.0	1	0	0	0	1	0	0	0	0	0	0	0	1-3	2-0	0	0.63	22
Mar 19	at Sam Houston State		1.0	2	3	1	0	1	0	0	0	0	0	1	0	7-8	2-0	0	1.17	24
Mar 22	WEST VIRGINIA		2.0	2	0	0	0	2	0	0	0	0	0	0	0	6-5	2-0	0	1.04	20
Mar 24	WEST VIRGINIA	*	0.2	2	3	3	3	1	0	0	0	0	0	0	0	10-4	2-0	0	2.50	41
Mar 30	at Kansas-1		2.0	0	0	0	0	3	0	0	0	0	0	0	0	8-2	2-0	0	2.25	24
Mar 31	at Kansas		0.1	0	0	0	0	0	0	0	0	0	0	0	0	7-12	2-0	0	2.21	6
Apr 02	at Dallas Baptist		2.0	1	0	0	0	4	0	0	0	0	0	0	0	5-1	2-0	0	2.01	28
Totals		1	22.1	16	8	5	7	27	1	0	0	0	0	2	0	103-58	2-0	0	2.01	-

19 — RYAN LECKICH

LHP • S/L • 5-10 • 190 • JR • 2L

PORT NECHES, TEXAS
(NECHES GROVES HS)

SEASON HIGHS

Relief Innings: 2.1 vs. Holy Cross 2-17

Starter Innings: N/A

Strikeouts: 3 (3x, last vs. Nebraska 3/10)

Scoreless Appearance Streak: 3, 2x (Feb. 15-

Feb. 24) (March 10-16)

Winning Streak: 1 game

CAREER HIGHS

Relief Innings: 4.2 (3-6-18 at UTA)

Starter Innings: 5.0 (4-18-18 vs. UAPB)


Strikeouts: 7 (4-18-18 vs. UAPB)

Scoreless Appearance Streak: 5 (Feb. 24-March 11, 2018)

Winning Streak: 1 game

LECKICH'S CAREER STATS

Season	ERA	W-L	APP-GS	CG	SHO	SV	IP	H	R	ER	BB	SO	2B	3B	HR	BF	B/AVG	WP	HBP	BK	SFA	SHA
2017	4.50	0-0	7-0	0	0	0	8.0	10	5	4	2	4	3	0	0	38	.294	1	2	1	0	0
2018	5.62	3-2	20-3	0	0	0	32.0	35	21	20	13	28	8	1	3	143	.285	1	4	0	0	3
2019	2.01	2-0	15-1	0	0	0	22.1	16	8	5	7	27	1	0	0	90	.205	0	2	0	1	2
CAREER	4.19	5-2	42-4	0	0	0	62.1	61	34	29	22	59	12	1	3	271	.260	2	8	1	1	5



2 — NICK LOFTIN

INF • R/R • 6-1 • 165 • SO • 1L
CORPUS CHRISTI, TEXAS
W.B. RAY HS

SEASON HIGHS

HITTING

Hits: 3 (6x, 3/31 vs. Kansas)
 Runs: 3 (3/17 vs. Cal Poly)
 Doubles: 2 (3/8 vs. Nebraska)
 Triples: 1 (2/22 vs. Cornell)
 Homers: 2 (3/13 vs. ACU)
 RBI: 4 (3/30 at Kansas)
 Walks: 2 vs. Holy Cross 2-15
 Steals: 2 vs. Holy Cross 2-16 (2DH)
 Hitting Streak: 10 (March 17-pres)
 On-Base Streak: 14 (March 10-pres.)

PITCHING

Relief Innings: 1.0 (3/17 vs. Cal Poly)
 Starter Innings: N/A
 Strikeouts: 1 (2x, last 3/17 vs. Cal Poly)
 Scoreless Appearance Streak: N/A
 Winning Streak: N/A

CAREER HIGHS

HITTING

Hits: 4 (4-27-18 at KSU)
 Runs: 4 (4-28-18 at KSU)
 Doubles: 2 (3x, last 3-8-19 vs. Nebraska)
 Triples: 1 (2/22/19 vs. Cornell)
 Homers: 2 (3/13/19 vs. ACU)
 Total Bases: 7 (4-27-18 at KSU)
 RBI: 4 (3-24-18 vs. KU)
 Walks: 2 vs. Holy Cross 2-16
 Steals: 2 vs. Holy Cross (2-16) (2 DH)
 Hitting Streak: 11 (April 22-May 17, 2018)
 On-Base Streak: 21 (April 8-May 19, 2018)

PITCHING

Relief Innings: 1.0 (4x, last 3/17/19 vs. Cal Poly)
 Starter Innings: N/A
 Strikeouts: 2 (4-2-18 vs. Texas State)
 Scoreless Appearance Streak: N/A
 Winning Streak: N/A

2019 GAME-BY-GAME

#2 Loftin, Nick - 28 games (All games)

Date	Opponent	Pos	AB	R	H	RBI	2B	3B	HR	BB	SB	CS	HBP	SAC	SF	GDP	K	PO	A	E	Avg
Feb 15	HOLY CROSS	*ss	3	2	0	0	0	0	0	2	0	0	0	0	0	0	0	1	2	0	.000
Feb 16	HOLY CROSS-1	*ss	6	1	3	0	1	0	0	0	0	0	0	0	0	0	0	4	5	0	.333
Feb 16	HOLY CROSS-2	*ss	4	1	2	1	0	0	0	1	2	0	0	0	0	0	0	1	0	1	.385
Feb 17	HOLY CROSS-2	*ss/p	5	1	2	0	0	0	0	0	0	0	0	0	0	0	0	0	1	0	.389
Feb 22	CORNELL	*ss	5	2	2	2	0	1	0	0	0	0	0	0	0	1	0	2	1	0	.391
Feb 23	CORNELL	*ss	4	1	2	3	0	0	0	1	1	0	0	0	0	0	1	0	2	1	.407
Feb 24	CORNELL	*ss	6	2	2	0	1	0	0	0	0	0	0	0	0	0	0	5	3	0	.394
Feb 26	DALLAS BAPTIST	*ss	5	0	0	0	0	0	0	0	0	0	0	0	0	1	1	3	1	0	.342
Mar 01	vs Texas A&M	*ss	4	0	0	0	0	0	0	0	0	0	0	0	0	0	2	0	1	0	.310
Mar 02	vs Rice	*ss	3	0	2	1	1	0	0	0	1	0	0	0	1	0	0	2	2	0	.333
Mar 03	vs Texas State	*ss	5	2	3	1	1	0	0	0	0	0	0	0	0	0	0	1	3	0	.360
Mar 08	NEBRASKA	*ss	4	0	2	0	2	0	0	0	0	0	0	0	0	0	1	1	3	0	.370
Mar 09	NEBRASKA	*ss	4	0	0	0	0	0	0	0	0	0	0	0	0	1	1	0	4	1	.345
Mar 10	NEBRASKA	*ss	4	0	1	0	0	0	0	0	1	0	0	0	0	0	0	2	3	0	.339
Mar 13	ABILENE CHRISTIAN	*ss	4	2	2	2	0	0	0	2	1	0	0	0	0	0	0	2	3	0	.348
Mar 15	CAL POLY	*ss	3	0	0	0	0	0	0	0	0	0	1	0	0	0	0	5	0	0	.333
Mar 16	CAL POLY	*ss	2	0	0	0	0	0	0	0	1	0	0	0	0	0	1	2	1	0	.324
Mar 17	CAL POLY	*ss/p	5	3	3	1	0	0	1	0	0	0	1	0	0	0	0	1	3	0	.342
Mar 19	at Sam Houston State	*ss	5	1	1	1	0	0	0	0	0	0	0	0	0	0	2	1	2	1	.333
Mar 22	WEST VIRGINIA	*ss	3	2	2	1	0	0	0	1	0	0	0	1	0	0	1	1	1	0	.345
Mar 23	WEST VIRGINIA	*ss	4	2	2	1	0	0	0	0	0	0	1	0	0	0	0	1	5	0	.352
Mar 24	WEST VIRGINIA	*ss	5	2	2	1	1	0	0	0	0	0	0	0	0	0	1	1	2	0	.355
Mar 26	TEXAS SOUTHERN	*ss	4	2	2	2	0	0	0	1	1	0	0	0	0	0	0	2	1	1	.361
Mar 27	TEXAS SOUTHERN	*ss	4	1	3	1	0	0	0	1	2	0	1	0	0	0	0	2	3	1	.376
Mar 30	at Kansas-1	*ss	5	1	2	0	0	0	0	1	0	0	0	0	0	0	0	2	0	0	.377
Mar 30	at Kansas-2	*ss	5	2	3	4	1	0	1	0	0	0	0	0	0	0	0	1	3	0	.387
Mar 31	at Kansas	*ss	5	1	3	2	1	0	1	0	0	0	0	0	0	0	0	3	2	0	.397
Apr 02	at Dallas Baptist	*ss	4	0	1	2	0	0	0	0	0	0	0	0	1	0	0	2	1	0	.392
Totals			28gs	120	31	47	26	9	1	5	11	6	2	3	2	3	3	10	41	66	.392

On base pct. .445 • Slugging pct. .608

#2 Loftin, Nick - 2 appearances (All games)

Date	Opponent	GS	IP	H	R	ER	BB	SO	2B	3B	HR	WP	BK	HBP	IBB	Score	W-L	Sv	ERA	NP
Feb 17	HOLY CROSS		1.0	1	0	0	0	1	0	0	0	0	0	0	0	6-1	0-0	0	0.00	18
Mar 17	CAL POLY		1.0	2	2	2	0	1	1	0	0	1	0	0	0	14-3	0-0	0	9.00	25
Totals		0	2.0	3	2	2	0	2	1	0	0	1	0	0	0	20-4	0-0	0	9.00	-


LOFTIN'S CAREER STATS

Hitting

Season	AVG.	GP-GS	AB	R	H	2B	3B	HR	RBI	SLG%	BB	HBP	SO	GDP	OB%	SF	SH	SB	PO	A	E	FLD%
2018	.306	55-53	222	52	68	12	0	6	36	.441	21	2	20	7	.370	1	8	5	91	78	12	.934
2019	.392	28-28	120	31	47	9	1	5	26	.608	11	3	10	3	.445	3	2	6	41	66	8	.930
CAREER	.336	83-81	342	83	115	21	1	11	62	.500	32	5	30	10	.397	4	10	11	132	144	20	.932

Pitching

Season	ERA	W-L	APP-GS	CG	SHO	SV	IP	H	R	ER	BB	SO	2B	3B	HR	BF	B/AVG	WP	HBP	BK	SFA	SHA
2018	0.00	0-0	2-0	0	0	0	2.0	0	0	0	0	3	0	0	0	6	.000	0	0	0	0	0
2019	9.00	0-0	2-0	0	0	0	2.0	3	2	2	0	2	1	0	0	9	.375	1	0	0	1	0



2019 GAME-BY-GAME

#50 Mueller, Mack - 13 games (All games)

Date	Opponent	Pos	AB	R	H	RBI	2B	3B	HR	BB	SB	CS	HBP	SAC	SF	GDP	K	PO	A	E	Avg
Feb 15	HOLY CROSS	*1b	1	0	0	1	0	0	0	2	0	0	0	0	1	0	0	5	0	0	.000
Feb 16	HOLY CROSS-1	*1b	3	0	0	0	0	0	0	0	0	0	0	0	0	0	1	3	1	1	.000
Feb 22	CORNELL	ph/of	1	1	1	1	0	0	1	0	0	0	0	0	0	0	0	1	0	0	.200
Feb 23	CORNELL	*dh	4	1	0	0	0	0	0	0	0	0	0	0	0	0	2	0	0	0	.111
Mar 03	vs Texas State	*of	0	0	0	0	0	0	0	0	0	0	0	0	0	0	0	1	0	0	.111
Mar 08	NEBRASKA	*of	3	2	2	1	1	0	0	0	0	0	1	0	0	0	1	1	0	0	.250
Mar 09	NEBRASKA	*of	3	0	0	0	0	0	0	0	0	0	0	0	0	0	1	1	0	0	.200
Mar 10	NEBRASKA	*of	5	2	3	3	0	0	0	0	0	0	0	0	0	0	2	2	0	0	.300
Mar 13	ABILENE CHRISTIAN	*of	2	1	1	0	1	0	0	1	0	0	1	0	0	0	1	2	0	0	.318
Mar 17	CAL POLY	ph/of	1	0	0	0	0	0	0	0	0	0	0	0	0	0	1	0	0	0	.304
Mar 23	WEST VIRGINIA	*of	5	1	1	0	0	0	0	0	0	0	0	0	0	0	1	1	0	0	.286
Mar 27	TEXAS SOUTHERN	ph/of	2	0	0	0	0	0	0	0	0	0	0	0	0	0	2	1	0	0	.267
Mar 31	at Kansas	*of	3	1	1	0	1	0	0	0	0	0	0	0	0	0	0	1	0	1	.273
Totals		9gs	33	9	9	6	3	0	1	3	0	0	2	0	1	0	12	19	1	2	.273

On base pct. .359 • Slugging pct. .455

50 — MACK MUELLER

OF/1B • R/R • 6-3 • 225 • JR • TR

ABILENE, TEXAS

(CISCO COLLEGE/RICE/WYLLIE HS)

SEASON HIGHS

- Hits: 3 (vs. Nebraska 3/10)
- Runs: 2 (2x, last vs. Nebraska 3/10)
- Doubles: 1 (3x, last 3/31 at Kansas)
- Triples: N/A
- Homers: 1 (vs. Cornell 2/22)
- RBI: 3 (vs. Nebraska 3/10)
- Walks: 2 (vs. Holy Cross 2/15)
- Steals: N/A
- Hitting Streak: 1 game (3x)
- On-Base Streak: 1 game

CAREER HIGHS

- Hits: 3 (vs. Nebraska 3/10/19)
- Runs: 2 (2x, last vs. Nebraska 3/10/19)
- Doubles: 1 (3x, last 3/31/19 at Kansas)
- Triples: N/A
- Homers: 1 (vs. Cornell 2/22/19)
- RBI: 3 (vs. Nebraska 3/10/19)
- Walks: 2 (vs. Holy Cross 2/15/19)
- Steals: N/A
- Hitting Streak: 1 game (3x)
- On-Base Streak: 1 game

MUELLER'S CAREER STATS																						
Season	AVG.	GP-GS	AB	R	H	2B	3B	HR	RBI	SLG%	BB	HBP	SO	GDP	OB%	SF	SH	SB-ATT	PO	A	E	FLD%
2019	.273	13-9	33	9	9	3	0	1	6	.455	3	2	12	0	.359	1	0	0	19	1	2	.909
CAREER	.273	13-9	33	9	9	3	0	1	6	.455	3	2	12	0	.359	1	0	0	19	1	2	.909



2019 GAME-BY-GAME

#34 Needham, Anderson - 6 appearances (All games)

Date	Opponent	GS	IP	H	R	ER	BB	SO	2B	3B	HR	WP	BK	HBP	IBB	Score	W-L	Sv	ERA	NP
Feb 17	HOLY CROSS	*	4.2	2	1	1	4	6	0	0	0	1	0	0	0	6-1	0-0	0	1.93	81
Feb 24	CORNELL		4.0	4	2	2	3	6	1	0	0	0	0	0	0	12-4	1-0	0	3.12	71
Mar 03	vs Texas State		0.1	1	2	2	3	1	0	0	0	4	0	0	0	5-4	1-0	0	5.00	24
Mar 10	NEBRASKA	*	2.0	1	3	3	5	1	0	0	0	1	0	0	0	10-3	1-0	0	6.55	49
Mar 17	CAL POLY		1.0	1	0	0	0	1	0	0	0	0	0	0	0	14-3	1-0	0	6.00	16
Mar 26	TEXAS SOUTHERN	*	2.0	2	3	3	5	3	1	0	0	0	0	0	0	13-3	1-0	0	7.07	54
Totals		3	14.0	11	11	11	20	18	2	0	0	6	0	0	0	60-18	1-0	0	7.07	-

34 — ANDERSON NEEDHAM

RHP • R/R • 6-4 • 190 • FR • HS

HEATH, TEXAS
(ROCKWALL HEATH HS)

SEASON HIGHS

- Relief Innings: 4.0 vs. Cornell (2/24)
- Starter Innings: 4.2 vs. Holy Cross (2/17)
- Strikeouts: 6 (2x, last 2/24 vs. Cornell)
- Scoreless Appearance Streak: N/A
- Winning Streak: 1 game (Feb. 24)

CAREER HIGHS

- Relief Innings: 4.0 vs. Cornell (2/24/19)
- Starter Innings: 4.2 vs. Holy Cross (2/17/19)
- Strikeouts: 6 (2x, last 2/24/19 vs. Cornell)
- Scoreless Appearance Streak: N/A
- Winning Streak: 1 game (Feb. 24, 2019)

NEEDHAM'S CAREER STATS																						
Season	ERA	W-L	APP-GS	CG	SHO	SV	IP	H	R	ER	BB	SO	2B	3B	HR	BF	B/AVG	WP	HBP	BK	SFA	SHA
2019	7.07	1-0	6-3	0	0	0	14.0	11	11	11	20	18	2	0	0	68	.234	6	0	0	0	1
CAREER	7.07	1-0	6-3	0	0	0	14.0	11	11	11	20	18	2	0	0	68	.234	6	0	0	0	1



2019 GAME-BY-GAME

#20 Raguse, T.J. - 4 games (All games)

Date	Opponent	Pos	AB	R	H	RBI	2B	3B	HR	BB	SB	CS	HBP	SAC	SF	GDP	K	PO	A	E	Avg
Feb 16	HOLY CROSS-1	*dh	1	0	0	0	0	0	0	0	0	1	1	0	0	0	1	0	0	0	.000
Feb 22	CORNELL	ph	1	0	0	0	0	0	0	0	0	0	0	0	0	0	0	0	0	0	.000
Mar 03	vs Texas State	ph	1	0	0	0	0	0	0	0	0	0	0	0	0	0	1	0	0	0	.000
Mar 19	at Sam Houston State	*dh	1	0	0	0	0	0	0	0	0	0	0	0	0	0	1	0	0	0	.000
Totals		2gs	4	0	0	0	0	0	0	0	0	1	1	0	0	0	3	0	0	0	.000

On base pct. .200 • Slugging pct. .000

20 — T.J. RAGUSE

OF • L/L • 6-1 • 205 • SR • 3L

GEORGETOWN, TEXAS

(GEORGETOWN HS)

SEASON HIGHS

Hits: N/A

Runs: N/A

Doubles: N/A

Triples: N/A

Homers: N/A

Total Bases: N/A

RBI: N/A

Walks: N/A

Steals: N/A

Hitting Streak: N/A

On-Base Streak: 1 game (2/16)

CAREER HIGHS

Hits: 4 (4-15-18 at Memphis)

Runs: 3 (5x, last 4-27-18 at KSU)

Doubles: 2 (5-14-16 vs. TCU)

Triples: N/A

Homers: 1 (3x, Isat 4-27-18 at KSU)

Total Bases: 6 (4-27-18 at KSU)

RBI: 3 (4x, last 5-19-17 vs. KSU)

Walks: 3 (3x, last 4-17-18 vs. UAPB)

Steals: 1 (8x, last 5-19-17 vs. KSU)

Hitting Streak: 11 (April 18-May 13, 2018)

On-Base Streak: 18 (April 7-May 13, 2018)

RAGUSE'S CAREER STATS

Season	AVG.	GP-GS	AB	R	H	2B	3B	HR	RBI	SLG%	BB	HBP	SO	GDP	OB%	SF	SH	SB-ATT	PO	A	E	FLD%
2016	.300	36-25	90	19	27	8	0	1	18	.422	19	1	19	1	.427	0	1	1	0	0	0	.000
2017	.266	49-48	169	26	45	5	0	1	23	.314	31	1	29	2	.377	3	3	7	80	6	5	.945
2018	.324	35-32	108	22	35	4	0	1	19	.389	10	1	12	1	.380	2	1	0	37	3	3	.930
2019	.000	4-2	4	0	0	0	0	0	0	.000	0	1	3	0	.200	0	0	0	0	0	0	.000
CAREER	.288	124-107	371	67	107	17	0	3	60	.358	60	4	63	4	.389	5	5	8	117	9	8	.940



25 — ANDY THOMAS

C/1B • L/R • 6-2 • 210 • JR • 2L
MURRIETA, CALIF.
(MURRIETA HS)

2019 SEASON HIGHS

- Hits: 5 vs. Cal Poly (3/17)
- Runs: 2 vs., Cal Poly (3/17)
- Doubles: 4 vs. Cal Poly (3/17)
- Triples: N/A
- Homers: 1 vs. West Virginia (3/24)
- RBI: 4 vs. West Virginia (3/24)
- Walks: 2 (5x, last3/26 vs. Texas Southern)
- Steals: N/A
- Hitting Streak: 7 games (3/23-pres)
- On-Base Streak: 14 games (3/10-pres)

CAREER HIGHS

- Hits: 5 (3-17-19 vs. Cal Poly)
- Runs: 3 (2x, last 4-24-18 at TXST)
- Doubles: 4 (3-17-19 vs. Cal Poly)
- Triples: 1 (2x, last 5-10-17 vs. PVAMU)
- Homers: 1 (2x, last 2-17-18 vs. HBU)
- Total Bases: 6 (2x, last 3-10-19 vs. Nebraska)
- RBI: 4 (2x, last 3/24/19 vs. West Virginia)
- Walks: 4 (3-26-18 vs. PVAMU)
- Steals: 1 (4x, last 5-26-18 vs. OU)
- Hitting Streak: 12 (Feb. 16-March 10, 2018)
- On-Base Streak: 20 (April 2-May 17, 2018)

2018 GAME-BY-GAME

#25 Thomas, Andy - 21 games (All games)

Date	Opponent	Pos	AB	R	H	RBI	2B	3B	HR	BB	SB	CS	HBP	SAC	SF	GDP	K	PO	A	E	Avg	
Feb 26	DALLAS BAPTIST	*dh	1	0	0	1	0	0	0	2	0	0	0	0	0	1	0	0	0	0	0	.000
Mar 01	vs Texas A&M	*dh	3	0	0	0	0	0	0	0	0	0	0	0	0	0	3	0	0	0	0	.000
Mar 02	vs Rice	*c	4	0	0	0	0	0	0	0	0	0	0	0	0	0	2	14	0	0	0	.000
Mar 03	vs Texas State	*dh	2	0	1	1	0	0	0	2	0	0	0	0	0	0	0	0	0	0	0	.100
Mar 08	NEBRASKA	*dh	4	0	1	0	0	0	0	0	0	0	0	0	0	0	1	1	0	0	0	.143
Mar 09	NEBRASKA	*c	3	0	0	0	0	0	0	0	0	0	0	0	0	0	0	12	0	0	0	.118
Mar 10	NEBRASKA	*c	5	0	3	3	3	0	0	0	0	0	0	0	0	0	0	10	1	0	0	.227
Mar 13	ABILENE CHRISTIAN	*dh	2	1	1	1	0	0	0	2	0	0	0	0	0	0	1	0	0	0	0	.250
Mar 15	CAL POLY	*dh	4	0	1	1	1	0	0	0	0	0	0	0	0	0	0	2	0	0	0	.250
Mar 16	CAL POLY	*dh	3	0	1	0	0	0	0	1	0	0	0	0	0	0	1	0	0	0	0	.258
Mar 17	CAL POLY	*dh	5	2	5	1	4	0	0	0	0	0	0	0	0	0	0	0	0	0	0	.361
Mar 19	at Sam Houston State	*1b	4	1	1	0	0	0	0	1	0	0	0	0	0	0	0	9	0	1	0	.350
Mar 22	WEST VIRGINIA	*dh	3	0	0	1	0	0	0	1	0	0	0	0	0	0	1	0	0	0	0	.326
Mar 23	WEST VIRGINIA	*dh	4	1	1	0	0	0	0	1	0	0	0	0	0	0	0	0	0	0	0	.319
Mar 24	WEST VIRGINIA	*dh	3	2	1	1	1	0	0	1	2	0	0	0	0	0	0	0	0	0	0	.320
Mar 26	TEXAS SOUTHERN	*dh	3	2	1	1	1	0	0	2	0	0	0	0	0	0	1	0	0	0	0	.321
Mar 27	TEXAS SOUTHERN	*dh	4	0	2	0	0	0	0	0	0	0	0	0	0	0	0	0	0	0	0	.333
Mar 30	at Kansas-1	*dh	4	1	1	1	0	0	0	0	0	0	0	0	0	1	0	2	0	0	0	.328
Mar 30	at Kansas-2	*dh	5	0	3	1	2	0	0	0	0	0	0	0	0	0	1	0	0	0	0	.348
Mar 31	at Kansas	*dh	5	0	2	1	0	0	0	0	0	0	0	0	0	0	2	0	0	0	0	.352
Apr 02	at Dallas Baptist	*dh	5	0	0	0	0	0	0	0	0	0	0	0	0	0	2	0	0	0	0	.329
Totals			21gs	76	10	25	17	11	0	1	14	0	0	0	0	2	2	18	45	1	1	.329

On base pct. .424 • Slugging pct. .513

THOMAS' CAREER STATS																						
Season	AVG.	GP-GS	AB	R	H	2B	3B	HR	RBI	SLG%	BB	HBP	SO	GDP	OB%	SF	SH	SB	PO	A	E	FLD%
2017	.450	14-4	20	7	9	1	2	1	8	.850	5	1	1	0	.577	0	0	0	46	3	3	.942
2018	.324	58-58	216	35	70	10	0	1	34	.384	41	2	30	9	.435	1	3	4	428	42	5	.989
2019	.329	21-21	76	10	25	11	0	1	17	.513	14	0	18	2	.424	2	0	0	45	1	1	.979
CAREER	.333	93-83	312	52	104	22	2	3	59	.446	60	3	49	11	.442	3	3	4	519	46	9	.984



16 — TYLER THOMAS

LHP • L/L • 6-1 • 170 • SO • 1L

KELLER, TEXAS
(KELLER HS)

SEASON HIGHS

Relief Innings: N/A

Starter Innings: 3.2 (2/23 vs. Cornell)

Strikeouts: 6 (2/16 vs. Holy Cross)

Scoreless Appearance Streak: N/A

Winning Streak: N/A

CAREER HIGHS

Relief Innings: 2.2 (2-24-18 at UCLA)

Starter Innings: 5.0 (3x, last 5-13-18 vs. OSU)

Strikeouts: 7 (5-13-18 vs. OSU)

Scoreless Appearance Streak: N/A

Winning Streak: N/A

2019 GAME-BY-GAME

#16 Thomas, Tyler - 6 appearances (All games)

Date	Opponent	GS	IP	H	R	ER	BB	SO	2B	3B	HR	WP	BK	HBP	IBB	Score	W-L	Sv	ERA	NP
Feb 16	HOLY CROSS-1	*	3.0	5	3	2	3	6	0	0	0	0	0	2	0	8-5	0-0	0	6.00	80
Feb 23	CORNELL	*	3.2	3	3	2	5	5	1	0	0	1	0	1	0	10-3	0-0	0	5.40	73
Mar 02	vs Rice	*	2.0	2	3	3	4	2	1	0	1	0	0	0	0	3-6	0-1	0	7.27	56
Mar 17	CAL POLY	*	2.0	2	1	1	1	3	0	0	0	0	0	0	0	14-3	0-1	0	6.75	46
Mar 27	TEXAS SOUTHERN	*	1.0	1	0	0	4	0	0	0	0	0	0	0	0	3-2	0-1	0	6.17	41
Mar 31	at Kansas	*	1.2	4	5	5	2	3	2	0	0	0	0	1	1	7-12	0-1	0	8.78	44
Totals			5	13.1	17	15	13	19	4	0	1	1	0	4	1	45-31	0-1	0	8.78	-

THOMAS' CAREER STATS

Season	ERA	W-L	APP-GS	CG	SHO	SV	IP	H	R	ER	BB	SO	2B	3B	HR	BF	B/AVG	WP	HBP	BK	SFA	SHA
2018	3.38	3-3	16-14	0	0	0	53.1	38	25	20	55	59	5	3	1	247	.209	6	5	0	4	1
2019	8.78	0-1	6-5	0	0	0	13.1	17	15	13	19	19	4	0	1	79	.309	1	4	0	0	1
CAREER	4.46	3-4	22-19	0	0	0	66.2	55	40	33	74	78	9	3	2	326	.232	7	9	0	4	2



2019 GAME-BY-GAME

#45 Weaver, Cole - 6 games (All games)

Date	Opponent	Pos	AB	R	H	RBI	2B	3B	HR	BB	SB	CS	HBP	SAC	SF	GDP	K	PO	A	E	Avg
Feb 15	HOLY CROSS	*dh	2	0	0	0	0	0	0	0	0	0	1	1	0	0	1	0	0	0	.000
Feb 16	HOLY CROSS-1	*of	1	0	0	0	0	0	0	0	0	0	0	0	0	0	0	1	0	0	.000
Feb 23	CORNELL	ph	1	0	0	0	0	0	0	0	0	0	0	0	0	0	0	0	0	0	.000
Feb 24	CORNELL	ph/2b	1	1	1	0	0	0	0	0	0	0	0	0	0	0	0	0	0	0	.200
Mar 17	CAL POLY	3b	0	0	0	0	0	0	0	0	0	0	0	0	0	0	0	0	0	0	.200
Mar 27	TEXAS SOUTHERN	pr	0	0	0	0	0	0	0	0	0	0	0	0	0	0	0	0	0	0	.200
Totals		2gs	5	1	1	0	0	0	0	0	0	0	2	1	0	0	1	1	0	0	.200

On base pct. .429 • Slugging pct. .200

45 — COLE WEAVER

INF/OF • L/R • 5-10 • 170 • SR • 2L

CARLSBAD, CALIF.

(SANTA FE CHRISTIAN HS/SAINT JOHN'S)

SEASON HIGHS

- Hits: 1 (2/24 vs. Cornell)
- Runs: 1 (2/24 vs. Cornell)
- Doubles: N/A
- Triples: N/A
- Homers: N/A
- RBI: N/A
- Walks: N/A
- Steals: N/A
- Hitting Streak: 1 game (2/24-pres)
- On-Base Streak: 1 game (2/24-pres)

CAREER HIGHS

- Hits: 1 (5x, last 2-24-19 vs. Cornell)
- Runs: 1 (5x, last 2-24-19 vs. Cornell)
- Doubles: N/A
- Triples: N/A
- Homers: N/A
- Total Bases: 1 (4x, last 2-15-19 vs. Holy Cross)
- RBI: 2 (2-18-17 vs. Niagara)
- Walks: 1 (3-18-18 vs. TTU)
- Steals: N/A
- Hitting Streak: 1 game (2/24-pres)
- On-Base Streak: 1 game (2/24-pres)

WEAVER'S CAREER STATS																						
Season	AVG.	GP-GS	AB	R	H	2B	3B	HR	RBI	SLG%	BB	HBP	SO	GDP	OB%	SF	SH	SB	PO	A	E	FLD%
2017	.500	6-0	4	3	2	0	0	0	2	.500	0	0	0	0	.500	0	0	0	2	3	1	.833
2018	.182	11-1	11	1	2	0	0	0	0	.182	1	0	2	0	.250	0	0	0	4	0	0	1.000
2019	.200	6-2	5	1	1	0	0	0	0	.200	0	2	1	0	.429	0	1	0	1	0	0	1.000
CAREER	.250	23-3	20	5	5	0	0	0	2	.250	1	2	3	0	.348	0	1	0	7	3	1	.909



37 — CHASE WEHSENER

INF • R/L • 6-1 • 185 • RFR • RS
 SAN DIEGO, CALIF.
 (CHRISTIAN HS)

SEASON HIGHS

Hits: 3 (4x, last 4/2 at DBU)
 Runs: 3 (at Kansas 3/30)
 Doubles: 1(3x, last 3/30 at Kansas)
 Triples: 1(3/30 at Kansas)
 Homers: N/A
 RBI: 5 (2/22 vs. Cornell)
 Walks: 3 (3/10 vs. Nebraska)
 Steals: 1 (4/2 at DBU)
 Hitting Streak: 6 games (3/26-pres)
 On-Base Streak: 6 games (3/26-pres)

CAREER HIGHS

Hits: 3 (3x, last 4/2/19 at DBU)
 Runs: 3 (3/30/19 at Kansas)
 Doubles: 1(3x, last 3/30/19 at Kansas)
 Triples: 1 (3/30/19 at Kansas)
 Homers: N/A
 RBI: 5 (2/22/19 vs. Cornell)
 Walks:3 (3/10/19 vs. Nebraska)
 Steals: 1(4/2/19 at DBU)
 Hitting Streak: 6 games (3/26/19-pres)
 On-Base Streak: 6 games (3/26/19-pres)

2019 GAME-BY-GAME

#37 Wehsener, Chase - 27 games (All games)

Date	Opponent	Pos	AB	R	H	RBI	2B	3B	HR	BB	SB	CS	HBP	SAC	SF	GDP	K	PO	A	E	Avg	
Feb 15	HOLY CROSS	ph/1b	1	0	0	0	0	0	0	0	0	0	0	0	0	0	0	1	0	0	.000	
Feb 16	HOLY CROSS-1	1b	2	1	0	0	0	0	0	1	0	0	0	0	0	0	0	6	0	0	.000	
Feb 16	HOLY CROSS-2	*1b	5	1	1	0	0	0	0	0	0	0	0	0	0	0	1	5	0	0	.125	
Feb 17	HOLY CROSS	*1b	4	0	0	0	0	0	0	0	0	0	0	0	0	0	2	13	0	0	.083	
Feb 22	CORNELL	*1b	4	1	3	5	0	0	0	1	0	0	0	0	0	0	0	6	0	0	.250	
Feb 23	CORNELL	*1b	4	2	2	0	0	0	0	0	0	0	0	0	0	0	1	6	0	0	.300	
Feb 24	CORNELL	*1b	5	2	2	0	0	0	0	0	0	0	0	0	0	0	0	7	0	0	.320	
Feb 26	DALLAS BAPTIST	*1b	4	1	2	1	0	0	0	0	0	0	0	0	0	0	1	7	2	0	.345	
Mar 01	vs Texas A&M	*1b	3	0	0	0	0	0	0	0	0	0	0	0	0	0	0	8	0	0	.312	
Mar 02	vs Rice	*1b	4	1	1	0	0	0	0	0	0	0	0	0	0	0	1	3	1	0	.306	
Mar 03	vs Texas State	*1b	3	0	0	0	0	0	0	0	0	0	0	1	0	0	1	9	0	0	.282	
Mar 08	NEBRASKA	*1b	4	1	2	0	1	0	0	0	0	0	0	0	0	0	0	7	1	0	.302	
Mar 09	NEBRASKA	*1b	3	0	0	0	0	0	0	0	0	0	0	0	0	0	1	6	0	0	.283	
Mar 10	NEBRASKA	*1b	2	1	0	0	0	0	0	3	0	0	0	0	0	0	0	8	1	0	.271	
Mar 13	ABILENE CHRISTIAN	*1b	3	0	1	1	1	0	0	0	0	0	0	1	0	0	0	11	0	0	.275	
Mar 15	CAL POLY	*1b	3	0	0	0	0	0	0	0	0	0	0	0	0	0	1	6	1	0	.259	
Mar 16	CAL POLY	*1b	2	0	0	0	0	0	0	1	0	0	0	0	0	0	1	14	2	0	.250	
Mar 17	CAL POLY	*1b	4	0	1	1	0	0	0	0	0	0	0	0	0	0	0	8	0	0	.250	
Mar 22	WEST VIRGINIA	*1b	4	1	1	0	0	0	0	0	0	0	0	0	0	0	1	4	0	0	.250	
Mar 23	WEST VIRGINIA	*1b	4	1	3	1	0	0	0	0	0	0	0	0	0	0	0	15	0	0	.279	
Mar 24	WEST VIRGINIA	*1b	4	0	0	0	0	0	0	0	0	0	0	0	0	0	1	8	0	0	.264	
Mar 26	TEXAS SOUTHERN	*1b	4	0	1	1	0	0	0	1	0	0	0	0	0	0	0	5	0	0	.266	
Mar 27	TEXAS SOUTHERN	*1b	3	0	1	0	0	0	0	1	0	0	0	0	0	0	0	10	1	0	.266	
Mar 30	at Kansas-1	*1b	4	1	2	0	0	0	0	0	0	0	0	0	0	0	0	2	1	0	.277	
Mar 30	at Kansas-2	*1b	4	3	3	0	1	1	0	0	0	0	0	0	0	0	0	6	1	0	.299	
Mar 31	at Kansas	*1b	5	1	1	0	0	0	0	0	0	0	0	0	0	0	3	9	1	0	.293	
Apr 02	at Dallas Baptist	*1b	3	1	3	0	0	0	0	1	1	0	0	0	0	0	0	10	1	0	.316	
Totals			25gs	95	19	30	10	3	1	0	9	1	1	1	3	0	0	15	200	13	0	.316

On base pct. .381 • Slugging pct. .368

WEHSENER'S CAREER STATS

Season	AVG.	GP-GS	AB	R	H	2B	3B	HR	RBI	SLG%	BB	HBP	SO	GDP	OB%	SF	SH	SB	PO	A	E	FLD%
2019	.316	27-25	95	19	30	3	1	0	10	.368	9	1	15	0	.381	0	3	1	200	13	0	1.000
CAREER	.316	27-25	95	19	30	3	1	0	10	.368	9	1	15	0	.381	0	3	1	200	13	0	1.000



33 — DAVIS WENZEL

INF • R/R • 6-0 • 205 • JR • 2L

SAN CLEMENTE, CALIF.

(J SERRA HS)

2019 GAME-BY-GAME

#33 Wendzel, Davis - 28 games (All games)

Date	Opponent	Pos	AB	R	H	RBI	2B	3B	HR	BB	SB	CS	HBP	SAC	SF	GDP	K	PO	A	E	Avg	
Feb 15	HOLY CROSS	*3b/ss	4	3	3	2	1	0	0	2	0	0	0	0	0	0	0	2	2	0	.750	
Feb 16	HOLY CROSS-1	*3b	5	0	1	0	0	0	0	0	1	0	1	0	0	0	1	0	1	0	.444	
Feb 16	HOLY CROSS-2	*3b	4	1	2	0	0	0	0	0	0	0	0	0	1	0	0	0	1	0	.462	
Feb 17	HOLY CROSS	*3b/ss	4	1	1	1	1	0	0	1	0	0	0	0	0	0	0	0	5	0	.412	
Feb 22	CORNELL	*3b/ss	3	3	3	0	0	0	0	2	1	0	1	0	0	0	0	0	1	0	.500	
Feb 23	CORNELL	*3b	3	0	2	1	2	0	0	1	1	0	1	0	0	0	0	1	1	0	.522	
Feb 24	CORNELL	*3b	4	3	2	1	2	0	0	0	2	0	1	0	0	0	0	0	0	0	.519	
Feb 26	DALLAS BAPTIST	*3b	4	2	2	3	0	0	2	1	0	0	0	0	0	0	1	0	2	0	.516	
Mar 01	vs Texas A&M	*3b	3	0	2	2	0	0	0	0	1	0	0	0	1	0	1	0	2	0	.529	
Mar 02	vs Rice	*3b	4	0	0	0	0	0	0	0	0	0	0	0	0	0	3	1	3	0	.474	
Mar 03	vs Texas State	*3b	5	1	2	1	1	0	0	0	0	0	0	0	0	0	1	1	2	0	.465	
Mar 08	NEBRASKA	*3b	4	0	1	0	0	0	0	0	0	0	0	0	0	0	1	0	3	0	.447	
Mar 09	NEBRASKA	*3b	4	0	1	0	0	0	0	0	0	0	0	0	0	0	0	3	2	0	.431	
Mar 10	NEBRASKA	*3b	4	1	1	1	0	0	0	0	0	0	1	0	0	0	2	2	3	0	.418	
Mar 13	ABILENE CHRISTIAN	*3b	4	1	1	1	0	0	0	0	0	0	0	0	0	1	1	1	3	0	.407	
Mar 15	CAL POLY	*3b	3	1	1	0	0	0	0	1	2	0	0	0	0	0	1	1	1	0	.403	
Mar 16	CAL POLY	*3b	3	0	1	0	0	0	0	0	0	0	1	0	0	1	0	1	3	0	.400	
Mar 17	CAL POLY	*3b/ss	5	2	3	4	0	0	1	0	0	0	0	0	0	0	0	4	0	0	.414	
Mar 19	at Sam Houston State	*3b	5	0	0	0	0	0	0	0	0	0	0	0	0	0	2	0	1	0	.387	
Mar 22	WEST VIRGINIA	*3b	4	0	1	2	0	0	0	0	0	0	0	0	1	0	1	2	2	0	.380	
Mar 23	WEST VIRGINIA	*3b	4	2	2	1	1	0	0	1	1	0	0	0	0	0	0	2	5	0	.386	
Mar 24	WEST VIRGINIA	*3b	2	1	0	0	0	0	0	2	0	0	1	0	0	0	0	0	1	0	.376	
Mar 26	TEXAS SOUTHERN	*3b	3	2	1	0	0	0	0	0	0	0	0	0	0	0	1	0	0	0	.375	
Mar 27	TEXAS SOUTHERN	*3b	4	0	3	0	0	0	0	1	0	0	1	0	0	0	0	0	1	0	.391	
Mar 30	at Kansas-1	*3b	3	1	2	0	0	0	0	2	1	0	0	0	0	1	0	0	1	0	.400	
Mar 30	at Kansas-2	*3b	4	1	1	1	0	0	1	1	0	0	0	0	0	0	1	0	1	0	.394	
Mar 31	at Kansas	*3b	4	0	1	1	1	0	0	0	0	0	1	0	0	0	0	2	0	0	.388	
Apr 02	at Dallas Baptist	*3b	3	0	0	0	0	0	0	2	1	0	0	0	0	0	2	2	1	0	.377	
Totals			28gs	106	26	40	23	10	0	4	19	11	0	9	0	3	2	19	21	52	0	.377

On base pct. .496 • Slugging pct. .585

SEASON HIGHS

- Hits: 3 (4x, last 3/27 vs. Texas Southern)
- Runs: 3 (3x, last 2/24 vs. Cornell)
- Doubles: 2 (2x, last 2/24 vs. Cornell)
- Triples: N/A
- Homers: 2 (2/26 vs. DBU)
- RBI: 4 (3/17 vs. Cal Poly)
- Walks: 2 4x (last 3/26 vs. Texas Southern)
- Steals: 2 (2x, last 3/15 vs. Cal Poly)
- Hitting Streak: 9 games (Feb. 15-March 1)
- On-Base Streak: 9 games (Feb. 15-March 1)

CAREER HIGHS

- Hits: 4 (5-10-17 vs. PVAMU)
- Runs: 3 (5x, last 2-24-19 vs. Cornell)
- Doubles: 2 (5x, last 2-24-19 vs. Cornell)
- Triples: 1 (3x, last 5-8-18 vs. PVAMU)
- Homers: 2 (2x, 2-26-19 vs. DBU, 4-22-17 at TCU)
- RBI: 5 (4-28-18 at KSU)
- Walks: 3 (2x, last 4-20-18 vs. TCU)
- Steals: 2 (2x, last 3/15/19 vs. Cal Poly)
- Hitting Streak: 17 (April 13-May 13, 2018)
- On-Base Streak: 37 (March 10-May 13, 2018)

WENZEL'S CAREER STATS																						
Season	AVG.	GP-GS	AB	R	H	2B	3B	HR	RBI	SLG%	BB	HBP	SO	GDP	OB%	SF	SH	SB	PO	A	E	FLD%
2017	.301	50-47	153	34	46	7	2	8	30	.529	30	4	22	3	.428	0	6	0	77	43	7	.945
2018	.310	58-58	216	38	67	22	1	8	49	.532	39	12	40	2	.435	4	0	4	37	69	3	.972
2019	.377	28-28	106	26	40	10	0	4	23	.585	19	9	19	2	.496	3	0	11	21	52	0	1.000
CAREER	.322	136-133	475	98	153	39	3	20	102	.543	88	25	81	7	.447	7	6	15	135	164	10	.968



2019 GAME-BY-GAME

#24 Winston, Jimmy - 11 appearances (All games)

Date	Opponent	GS	IP	H	R	ER	BB	SO	2B	3B	HR	WP	BK	HBP	IBB	Score	W-L	Sv	ERA	NP
Feb 16	HOLY CROSS-1		4.0	4	1	1	1	3	1	0	1	0	0	0	0	8-5	0-0	0	2.25	60
Feb 22	CORNELL		1.0	1	0	0	0	1	0	0	0	1	0	0	0	17-0	0-0	0	1.80	12
Feb 24	CORNELL		1.0	1	0	0	0	1	1	0	0	0	0	1	0	12-4	0-0	0	1.50	22
Feb 26	DALLAS BAPTIST		1.0	1	0	0	0	1	0	0	0	0	0	0	0	10-4	0-0	0	1.29	13
Mar 01	vs Texas A&M		3.0	1	0	0	1	3	1	0	0	0	0	1	0	2-5	0-0	0	0.90	45
Mar 03	vs Texas State		1.2	1	0	0	0	0	0	0	0	0	0	0	0	5-4	0-0	0	0.77	15
Mar 08	NEBRASKA		0.2	0	0	0	0	1	0	0	0	0	0	1	0	4-12	0-0	0	0.73	14
Mar 10	NEBRASKA		3.0	3	0	0	2	3	0	0	0	1	0	1	0	10-3	1-0	0	0.59	45
Mar 16	CAL POLY	*	4.0	4	1	1	3	0	0	0	0	0	1	0	0	1-3	1-0	0	0.93	72
Mar 23	WEST VIRGINIA	*	6.0	2	0	0	1	4	0	0	0	0	0	0	0	12-0	2-0	0	0.71	63
Mar 30	at Kansas-2	*	7.0	3	0	0	2	5	0	0	0	0	0	1	0	8-0	3-0	0	0.56	80
Totals		3	32.1	21	2	2	10	22	3	0	1	2	1	5	0	89-40	3-0	0	0.56	-

24 — JIMMY WINSTON

RHP • R/R • 6-4 • 200 • RSO • 1L

HOUSTON, TEXAS

(LAMAR HS)

SEASON HIGHS

Relief Innings: 4.0 vs. Holy Cross 2-16 (Gm 1)

Starter Innings: 7.0 at Kansas 3-30 (Gm 2)

Strikeouts: 5 (at Kansas 3-30)

Scoreless Appearance Streak: 7 appearances

(12.0) (Feb. 22-March 16)

Winning Streak: 2 games (3/23-pres)

CAREER HIGHS

Relief Innings: 4.0 vs. Holy Cross (2-16-19,

Gm 1)

Starter Innings: 7.0 at Kansas 3-30-19 (Gm 2)

Strikeouts: 5 (at Kansas 3-30-19)

Scoreless Appearance Streak: 7 appearances

(12.0 inn) (Feb. 22, 2019-March 16)

Winning Streak: 2 games (3/23/19-pres)

WINSTON'S CAREER STATS																						
Season	ERA	W-L	APP-GS	CG	SHO	SV	IP	H	R	ER	BB	SO	2B	3B	HR	BF	B/AVG	WP	HBP	BK	SFA	SHA
2018	2.25	2-0	11-2	0	0	0	20.0	17	6	5	9	12	3	0	1	83	.236	1	1	0	1	0
2019	0.56	3-0	11-3	0	0	0	32.1	21	2	2	10	22	3	0	1	124	.193	2	5	1	0	0
Career	1.20	5-0	22-5	0	0	0	52.1	38	8	7	19	34	6	0	2	207	.210	3	6	1	1	0

GAME BY GAME

#55 Gilbert, William - 3 appearances (All games)

Date	Opponent	GS	IP	H	R	ER	BB	SO	2B	3B	HR	WP	BK	HBP	IBB	Score	W-L	Sv	ERA	NP
Feb 15	HOLY CROSS		1.0	1	0	0	0	2	0	0	0	1	0	0	0	12-0	0-0	0	0.00	29
Mar 08	NEBRASKA		0.1	1	3	3	3	0	0	0	1	0	0	0	0	4-12	0-0	0	20.25	18
Mar 26	TEXAS SOUTHERN		1.0	0	0	0	2	2	0	0	0	1	0	0	0	13-3	0-0	0	11.57	20
Totals		0	2.1	2	3	3	5	4	0	0	1	2	0	0	0	29-15	0-0	0	11.57	-

#35 Helmer, Brooks - 2 games (All games)

Date	Opponent	Pos	AB	R	H	RBI	2B	3B	HR	BB	SB	CS	HBP	SAC	SF	GDP	K	PO	A	E	Avg
Mar 17	CAL POLY	ph/1b	1	0	0	0	0	0	0	0	0	0	0	0	0	0	1	0	0	0	.000
Apr 02	at Dallas Baptist	p	0	0	0	0	0	0	0	0	0	0	0	0	0	0	0	0	1	0	.000
Totals		0gs	1	0	0	0	0	0	0	0	0	0	0	0	0	0	1	0	1	0	.000

On base pct. .000 • Slugging pct. .000

#35 Helmer, Brooks - 3 appearances (All games)

Date	Opponent	GS	IP	H	R	ER	BB	SO	2B	3B	HR	WP	BK	HBP	IBB	Score	W-L	Sv	ERA	NP
Mar 23	WEST VIRGINIA		1.0	0	0	0	0	0	0	0	0	0	0	0	0	12-0	0-0	0	0.00	8
Mar 26	TEXAS SOUTHERN		1.0	0	0	0	0	2	0	0	0	0	0	0	0	13-3	0-0	0	0.00	14
Apr 02	at Dallas Baptist		2.0	2	1	1	2	1	0	0	1	0	0	0	0	5-1	1-0	0	2.25	28
Totals		0	4.0	2	1	1	2	3	0	0	1	0	0	0	0	30-4	1-0	0	2.25	-

#22 Helton, Blake - 4 games (All games)

Date	Opponent	Pos	AB	R	H	RBI	2B	3B	HR	BB	SB	CS	HBP	SAC	SF	GDP	K	PO	A	E	Avg
Mar 08	NEBRASKA	p	0	0	0	0	0	0	0	0	0	0	0	0	0	0	0	0	1	0	.000
Mar 24	WEST VIRGINIA	p	0	0	0	0	0	0	0	0	0	0	0	0	0	0	0	0	1	0	.000
Mar 27	TEXAS SOUTHERN	p	0	0	0	0	0	0	0	0	0	0	0	0	0	0	0	0	2	0	.000
Mar 31	at Kansas	p	0	0	0	0	0	0	0	0	0	0	0	0	0	0	0	0	1	0	.000
Totals		0gs	0	0	0	0	0	0	0	0	0	0	0	0	0	0	0	0	5	0	.000

On base pct. .000 • Slugging pct. .000

#22 Helton, Blake - 7 appearances (All games)

Date	Opponent	GS	IP	H	R	ER	BB	SO	2B	3B	HR	WP	BK	HBP	IBB	Score	W-L	Sv	ERA	NP
Feb 22	CORNELL		1.0	0	0	0	0	0	0	0	0	0	0	0	0	17-0	0-0	0	0.00	10
Mar 08	NEBRASKA		2.0	4	2	2	0	1	0	1	0	0	0	0	0	4-12	0-0	0	6.00	29
Mar 13	ABILENE CHRISTIAN		3.0	1	0	0	1	1	0	0	0	0	0	0	0	6-3	0-0	0	3.00	33
Mar 17	CAL POLY		4.0	2	0	0	3	0	0	0	0	0	0	0	0	14-3	1-0	0	1.80	56
Mar 24	WEST VIRGINIA		2.1	2	0	0	0	2	0	0	0	1	0	0	0	10-4	1-0	0	1.46	34
Mar 27	TEXAS SOUTHERN		4.0	3	2	1	0	3	0	0	0	0	0	0	0	3-2	1-0	0	1.65	47
Mar 31	at Kansas		2.0	5	4	2	1	0	1	0	1	1	0	0	0	7-12	1-1	0	2.45	41
Totals		0	18.1	17	8	5	5	7	1	1	1	2	0	0	0	61-36	1-1	0	2.45	-

#11 Martinez, Ricky - 7 games (All games)

Date	Opponent	Pos	AB	R	H	RBI	2B	3B	HR	BB	SB	CS	HBP	SAC	SF	GDP	K	PO	A	E	Avg
Feb 15	HOLY CROSS	ph/3b	0	0	0	0	0	0	0	1	0	0	0	0	0	0	0	0	0	0	.000
Feb 17	HOLY CROSS	3b	0	0	0	0	0	0	0	0	0	0	0	0	0	0	0	0	0	0	.000
Feb 22	CORNELL	ph/3b	0	0	0	0	0	0	0	0	0	0	1	0	0	0	0	0	0	0	.000
Feb 24	CORNELL	*dh	4	0	2	1	1	0	0	0	0	0	0	0	0	0	0	0	0	0	.500
Mar 01	vs Texas A&M	ph/of	3	0	0	0	0	0	0	0	0	0	0	0	0	0	3	2	0	0	.286
Mar 03	vs Texas State	*of	3	0	0	0	0	0	0	0	0	0	0	0	0	1	1	0	0	0	.200
Mar 16	CAL POLY	ph	1	0	0	0	0	0	0	0	0	0	0	0	0	0	0	0	0	0	.182
Totals		2gs	11	0	2	1	1	0	0	1	0	0	1	0	0	1	4	2	0	0	.182

On base pct. .308 • Slugging pct. .273

GAME BY GAME**#13 Seay, Hunter - 5 games (All games)**

Date	Opponent	Pos	AB	R	H	RBI	2B	3B	HR	BB	SB	CS	HBP	SAC	SF	GDP	K	PO	A	E	Avg
Feb 15	HOLY CROSS	ph/of	1	0	0	0	0	0	0	0	0	0	0	0	0	0	1	0	0	0	.000
Feb 16	HOLY CROSS-2	ph	1	0	0	0	0	0	0	0	0	0	0	0	0	0	1	0	0	0	.000
Feb 24	CORNELL	ph	1	0	0	0	0	0	0	0	0	0	0	0	0	0	0	0	0	0	.000
Mar 17	CAL POLY	ph/of	1	0	1	0	0	0	0	0	0	0	0	0	0	0	0	1	0	0	.250
Mar 24	WEST VIRGINIA	pr	0	1	0	0	0	0	0	0	0	0	0	0	0	0	0	0	0	0	.250
Totals		Ogs	4	1	1	0	0	0	0	0	0	0	0	0	0	0	2	1	0	0	.250

On base pct. .250 • Slugging pct. .250

#29 Walsh, Jake - 1 game (All games)

Date	Opponent	Pos	AB	R	H	RBI	2B	3B	HR	BB	SB	CS	HBP	SAC	SF	GDP	K	PO	A	E	Avg
Feb 22	CORNELL	ph/c	1	0	0	0	0	0	0	0	0	0	0	0	0	0	0	1	0	0	.000
Totals		Ogs	1	0	0	0	0	0	0	0	0	0	0	0	0	0	0	1	0	0	.000

On base pct. .000 • Slugging pct. .000

LAST FIVE GAMES

Record: 4-1 Home: 1-0 Away: 3-1 Big 12: 2-1

Player	avg	gp-gs	ab	r	h	2b	3b	hr	rbi	tb	slg%	bb	hp	so	gdp	ob%	sf	sh	sb-att	po	a	e	fld%
3 Bertelsman, Ryan	1.000	1-0	2	0	2	0	0	0	1	2	1.000	0	0	0	0	1.000	0	0	0-0	0	0	0	.000
37 Wehsener, Chase	.526	5-5	19	6	10	1	1	0	0	13	.684	2	1	3	0	.591	0	1	1-2	37	5	0	1.000
2 Loftin, Nick	.522	5-5	23	5	12	2	0	2	9	20	.870	2	0	0	0	.538	1	1	1-3	8	12	3	.870
33 Wendzel, Davis	.389	5-5	18	2	7	1	0	1	2	11	.611	6	2	3	1	.577	0	0	2-2	4	4	0	1.000
25 Thomas, Andy	.348	5-5	23	1	8	2	0	0	3	10	.435	0	0	7	0	.333	1	0	0-0	0	0	0	.000
1 Haring, Cole	.316	5-5	19	3	6	1	0	1	5	10	.526	4	0	5	0	.435	0	0	0-1	8	0	0	1.000
21 Cunningham, Richard	.250	5-5	24	6	6	0	0	2	8	12	.500	1	2	4	2	.333	0	0	1-1	16	0	0	1.000
23 Langeliers, Shea	.227	5-5	22	3	5	0	0	1	2	8	.364	1	0	4	0	.261	0	1	1-1	46	8	0	1.000
50 Mueller, Mack	.200	2-1	5	1	1	1	0	0	0	2	.400	0	0	2	0	.200	0	0	0-0	2	0	1	.667
14 Bissonette, Josh	.105	5-5	19	4	2	0	0	0	1	2	.105	4	0	2	2	.261	0	0	0-0	10	16	0	1.000
9 Downey, Davion	.000	5-4	13	0	0	0	0	0	0	0	.000	5	0	5	1	.278	0	0	0-0	5	0	0	1.000
45 Weaver, Cole	.000	1-0	0	0	0	0	0	0	0	0	.000	0	0	0	0	.000	0	0	0-0	0	0	0	.000
Totals	.316	5	187	31	59	8	1	7	31	90	.481	25	5	35	6	.406	2	3	6-10	138	52	4	.979
Opponents	.204	5	162	17	33	7	0	3	15	49	.302	23	2	47	5	.309	1	3	1-2	140	48	8	.959

LOB - Team (51), Opp (36). DPs turned - Team (5), Opp (6). IBB - Team (4), Wendzel 3, Haring 1, Opp (1).

(Last 5 Games Sorted by Earned run avg)

Player	era	w-l	app	gs	cg	sho	sv	ip	h	r	er	bb	so	2b	3b	hr	b/avg	wp	hp	bk	sfa	sha
24 Winston, Jimmy	0.00	1-0	1	1	0	0/1	0	7.0	3	0	0	2	5	0	0	0	.130	0	1	0	0	0
30 Ashkinos, Jacob	0.00	0-0	3	1	0	0/1	0	6.0	3	0	0	3	7	0	0	0	.143	0	0	0	0	1
10 Leckich, Ryan	0.00	0-0	3	0	0	0/0	0	4.1	1	0	0	0	7	0	0	0	.071	0	0	0	0	0
15 Hill, Kyle	0.00	1-0	3	0	0	0/0	0	4.0	1	0	0	1	3	0	0	0	.083	1	0	0	0	1
31 Caruso, Daniel	0.00	0-0	2	0	0	0/0	0	2.0	2	0	0	2	2	0	0	0	.250	0	0	0	0	0
28 Kettler, Hayden	0.00	0-0	1	1	0	0/0	0	2.0	2	0	0	3	1	2	0	0	.250	0	0	0	0	0
40 Dickens, Paul	3.00	1-0	1	1	0	0/0	0	6.0	2	2	2	2	12	0	0	1	.100	0	0	0	0	0
22 Helton, Blake	4.50	0-1	2	0	0	0/0	0	6.0	8	6	3	1	3	1	0	1	.364	1	0	0	1	1
41 Boyd, Luke	4.50	0-0	3	0	0	0/0	0	4.0	4	3	2	1	3	2	0	0	.286	0	0	0	0	0
35 Helmer, Brooks	4.50	1-0	1	0	0	0/0	0	2.0	2	1	1	2	1	0	0	1	.250	0	0	0	0	0
16 Thomas, Tyler	16.88	0-0	2	1	0	0/0	0	2.2	5	5	5	6	3	2	0	0	.417	0	1	0	0	0
Totals	2.54	4-1	5	5	0	1/1	0	46.0	33	17	13	23	47	7	0	3	.204	2	2	0	1	3
Opponents	5.79	1-4	5	5	0	0/0	0	46.2	59	31	30	25	35	8	1	7	.316	4	5	1	2	3

Pickoffs - Team (2), Helton 1, Langeliers 1. SBA/ATT - Langeliers (1-2), Dickens (1-1), Boyd (0-1).

LAST 10 GAMES

Record: 8-2 Home: 5-0 Away: 3-2 Big 12: 5-1

Player	avg	gp-gs	ab	r	h	2b	3b	hr	rbi	tb	slg%	bb	hp	so	gdp	ob%	sf	sh	sb-att	po	a	e	fld%	
2 Loftin, Nick	.477	10-10	44	14	21	3	0	2	15	30	.682	4	1	3	0	.510	2	1	2-4	14	23	5	.881	
37 Wehsener, Chase	.429	9-9	35	8	15	1	1	0	2	18	.514	3	1	5	0	.487	0	1	1-2	69	5	0	1.000	
1 Haring, Cole	.316	10-10	38	7	12	1	0	3	11	22	.579	7	1	10	0	.435	0	0	1-3	14	0	0	1.000	
23 Langeliers, Shea	.310	10-10	42	9	13	4	1	1	7	22	.524	4	1	6	0	.383	0	1	1-1	86	18	0	1.000	
33 Wendzel, Davis	.306	10-10	36	7	11	2	0	1	5	16	.444	11	3	7	1	.490	1	0	3-3	8	13	0	1.000	
25 Thomas, Andy	.300	10-10	40	7	12	3	0	1	9	18	.450	7	0	8	1	.396	1	0	0-0	9	0	1	.900	
21 Cunningham, Richard	.295	10-10	44	11	13	0	1	3	13	24	.545	1	3	6	2	.347	1	3	1-1	26	0	1	.963	
14 Bissonette, Josh	.243	10-10	37	8	9	0	1	0	5	11	.297	5	0	3	4	.326	1	1	0-0	21	26	0	1.000	

3 Bertelsman, Ryan	.600	2-0	5	0	3	0	0	0	2	3	.600	0	0	2	0	.600	0	0	1-1	0	0	0	.000	
50 Mueller, Mack	.200	3-2	10	2	2	1	0	0	0	3	.300	0	0	3	0	.200	0	0	0-0	3	0	1	.750	
9 Downey, Davion	.136	9-8	22	5	3	2	1	0	5	7	.318	11	2	8	1	.444	1	0	0-0	11	0	0	1.000	
20 Raguse, T.J.	.000	1-1	1	0	0	0	0	0	0	0	.000	0	0	1	0	.000	0	0	0-0	0	0	0	.000	
45 Weaver, Cole	.000	1-0	0	0	0	0	0	0	0	0	.000	0	0	0	0	.000	0	0	0-0	0	0	0	.000	
13 Seay, Hunter	.000	1-0	0	1	0	0	0	0	0	0	.000	0	0	0	0	.000	0	0	0-0	0	0	0	.000	
Totals	.322	10	354	79	114	17	5	11	74	174	.492	53	12	62	9	.420	7	7	10-15	264	99	8	.978	
Opponents	.208	10	307	37	64	10	2	5	33	93	.303	41	5	89	8	.310	2	7	7-14	262	87	12	.967	

LOB - Team (92), Opp (61). DPs turned - Team (9), Opp (9). IBB - Team (7), Wendzel 4, Downey 2, Haring 1, Opp (1).

(Last 10 Games Sorted by Earned run avg)

Player	era	w-l	app	gs	cg	sho	sv	ip	h	r	er	bb	so	2b	3b	hr	b/avg	wp	hp	bk	sfa	sha
24 Winston, Jimmy	0.00	2-0	2	2	0	0/2	0	13.0	5	0	0	3	9	0	0	0	.122	0	1	0	0	0
15 Hill, Kyle	0.00	2-0	6	0	0	0/0	1	6.0	1	0	0	1	4	0	0	0	.059	1	0	0	0	1
28 Kettler, Hayden	0.00	0-0	1	1	0	0/0	0	2.0	2	0	0	3	1	2	0	0	.250	0	0	0	0	0
55 Gilbert, William	0.00	0-0	1	0	0	0/0	0	1.0	0	0	0	2	2	0	0	0	.000	1	0	0	0	0
30 Ashkinos, Jacob	0.73	0-0	6	1	0	0/1	0	12.1	6	1	1	5	17	0	0	1	.140	2	1	0	0	1
31 Caruso, Daniel	1.08	1-1	5	0	0	0/1	0	8.1	6	1	1	3	6	0	1	0	.194	0	0	0	0	0
35 Helmer, Brooks	2.25	1-0	3	0	0	0/1	0	4.0	2	1	1	2	3	0	0	1	.143	0	0	0	0	0
41 Boyd, Luke	2.45	1-0	5	1	0	0/0	0	7.1	7	3	2	3	4	2	0	0	.280	0	0	0	0	1
22 Helton, Blake	3.24	0-1	3	0	0	0/0	0	8.1	10	6	3	1	5	1	0	1	.333	2	0	0	1	1
10 Leckich, Ryan	4.50	0-0	6	1	0	0/0	0	8.0	7	6	4	3	11	0	0	0	.241	0	1	0	1	2
40 Dickens, Paul	5.25	1-0	2	2	0	0/0	0	12.0	8	7	7	4	21	2	0	2	.186	0	0	0	0	1
34 Needham, Anderson	13.50	0-0	1	1	0	0/0	0	2.0	2	3	3	5	3	1	0	0	.400	0	0	0	0	0
16 Thomas, Tyler	16.88	0-0	2	1	0	0/0	0	2.2	5	5	5	6	3	2	0	0	.417	0	1	0	0	0
36 Segner, Ryan	36.00	0-0	1	0	0	0/0	0	1.0	3	4	4	0	0	0	1	0	.500	0	1	0	0	0
Totals	3.17	8-2	10	10	0	2/2	1	88.0	64	37	31	41	89	10	2	5	.208	6	5	0	2	7
Opponents	7.63	2-8	10	10	0	0/0	1	87.1	114	79	74	53	62	17	5	11	.322	13	12	3	7	7

PB - Team (0), Opp (1). Pickoffs - Team (3), Helton 1, Needham 1, Langeliers 1. SBA/ATT - Langeliers (7-14), Leckich (4-4), Needham (0-2), Winston (0-1), Dickens (1-1), Segner (1-1), Ashkinos (0-1), Hill, K. (0-1), Caruso (1-1), Boyd (0-1), Helton (0-1).


RADIO / TV ROSTER



Jacob Ashkinos
RHP • R-So. (1L) **30**
R/R • 6-1 • 225
Aledo, Texas
(Cisco College)




Ryan Bertelsman
OF • R-So. (1L) **3**
R/R • 6-0 • 195
Friendswood, Texas
(Friendswood HS)



Josh Bissonette
IF • Sr. (3L) **14**
R/R • 6-0 • 185
Anaheim Hills, Calif.
(Orange Lutheran HS)




Luke Boyd
RHP • Jr. (2L) **41**
R/R • 6-2 • 180
Ojai, Calif.
(Nordhoff HS)



Cody Bradford
LHP • Jr. (2L) **18**
L/L • 6-3 • 195
Aledo, Texas
(Aledo HS)



Daniel Caruso
RHP • R-So. (1L) **31**
L/R • 6-0 • 160
Los Angeles, Calif.
(Loyola HS)



Richard Cunningham
OF • Jr. (2L) **21**
L/L • 5-10 • 195
Austin, Texas
(Stephen F. Austin HS)



Paul Dickens
LHP • Jr. (TR) **40**
L/L • 6-5 • 225
Fort Worth, Texas
(Navarro College)



Davion Downey
OF • So. (1L) **9**
L/L • 6-0 • 200
Bowling Green, Ky.
(Warren East HS)



Logan Freeman
RHP • Jr. (TR) **44**
R/R • 6-1 • 215
Buffalo, Texas
(McLennan CC)




Collin Garrett
RHP • R-JR. (1L) **54**
R/R • 6-5 • 250
Montgomery, Texas
(Montgomery HS)



William Gilbert
RHP • So. (HS) **55**
R/R • 6-6 • 220
Plano, Texas
(Trinity Christian Academy)



Cole Haring
OF • Sr. (1L) **1**
R/R • 5-10 • 185
Katy, Texas
(McLennan CC)




Kyle Harper
C/1B • R-Fr. (RS) **8**
R/R • 6-0 • 190
Houston, Texas
(Cypress Creek HS)



Brooks Helmer
RHP/1B • Fr. (HS) **35**
R/R • 6-4 • 230
Rockwall, Texas
(Rockwall HS)



Blake Helton
RHP • Fr. (HS) **22**
R/R • 6-4 • 175
Austin, Texas
(Lake Travis HS)




Kyle Hill
RHP • Sr. (3V) **15**
R/R • 5-11 • 195
Corpus Christi, Texas
(Calallen HS)




Hayden Kettler
RHP • Jr. (2L) **28**
R/R • 6-2 • 190
Coppell, Texas
(Coppell HS)



Shea Langeliers
C • Jr. (2L) **23**
R/R • 6-0 • 190
Keller, Texas
(Keller HS)




Ryan Leckich
LHP • Jr. (2L) **19**
S/L • 5-10 • 190
Port Neches, Texas
(Neches Groves HS)



Nick Loftin
 IF/RHP • So. (1V) **2**
 R/R • 6-1 • 165
 Corpus Christi, Texas
 (W.B. Ray HS)



Ricky Martinez
 IF • Fr. (HS) **11**
 R/R • 6-0 • 190
 Morgan Hill, Calif.
 (St. Francis HS)



Mack Mueller
 OF/1B • Jr. (TR) **50**
 R/L • 6-3 • 225
 Abilene, Texas
 (Cisco College)



Anderson Needham
 RHP • Fr. (HS) **34**
 R/R • 6-4 • 190
 Heath, Texas
 (Rockwall Heath HS)



T.J. Raguse
 OF • Sr. (3L) **20**
 L/L • 6-1 • 205
 Georgetown, Texas
 (Georgetown HS)



Hunter Seay
 OF/LHP • Jr. (2L) **13**
 L/L • 6-0 • 180
 Keller, Texas
 (Keller HS)



Ryan Segner
 RHP • Fr. (HS) **36**
 R/R • 6-2 • 190
 Fredricksburg, Texas
 (Fredricksburg HS)



Andy Thomas
 C/1B • Jr. (2L) **25**
 L/R • 6-2 • 210
 Murrieta, Calif.
 (Murrieta HS)



Tyler Thomas
 LHP • So. (1V) **16**
 L/L • 6-1 • 170
 Keller, Texas
 (Keller HS)



Jake Walsh
 C • Fr. (HS) **29**
 R/R • 6-3 • 175
 Carrollton, Texas
 (Trinity Christian HS)



Cole Weaver
 IF • Sr. (2L) **45**
 L/R • 5-10 • 170
 Carlsbad, Calif.
 (St. John's)



Chase Wehsener
 1B • R-Fr. (HS) **37**
 R/L • 6-1 • 185
 San Diego, Calif.
 (Christian HS)



Davis Wendzel
 IF • Jr. (2L) **33**
 R/R • 6-0 • 205
 San Clemente, Calif.
 (J Serra Catholic HS)



Branson Wilson
 RHP • Fr. (HS) **24**
 R/R • 6-3 • 190
 Fort Worth, Texas
 (Southwest Christian HS)



Jimmy Winston
 RHP • R-So. (1V) **24**
 R/R • 6-4 • 200
 Houston, Texas
 (Lamar HS)



Steve Rodriguez
 Head Coach
 Pepperdine, 2001 **5**
 4th season



Jon Strauss
 Assistant Coach
 Long Beach State, 1996 **4**
 4th season



Mike Taylor
 Assistant Coach
 Prairie View A&M, 1997 **6**
 4th season



Ruben Noriega
 Assistant Coach
 Lindenwood, 2009 **27**
 4th season