

BAYLOR

BASEBALL GAME NOTES



Follow Baylor Baseball on Twitter, Instagram and Facebook: @BaylorBaseball



GAMES 16-18



27/28 **BAYLOR** (11-4, 0-0 Big 12) • NR **CAL POLY** (6-9, 0-0 Big West)

March 15 • 6:35 p.m. • Watch: Facebook Live • Radio: ESPN1660am/92.3fm • Stats: BaylorStats.com • March 16 • 3:05 p.m.
• Watch: Facebook Live • Radio: ESPN 1660/92.3fm • March 17 • 1:05 p.m. • Watch: FSSW+ • Radio: ESPN1660/92.3fm
Waco, Texas • Baylor Ballpark (5,000) • Social Media: @BaylorBaseball | #SicCP | #SicEm | #Big12BSB

MEDIA INFORMATION

Game 16 TV: Facebook Live

Game 17 TV: Facebook Live

Game 18 TV: FSSW+

Radio: ESPN 1660am/92.3fm

Radio Stream: <https://listen.tunein.com/baylor18schedule> (\$)

Live Stats: BaylorStats.com

All-Time Series Baylor, 3-0

Waco Baylor, 3-0

San Luis Obispo, CA Never Met

Neutral Never Met

Rodriguez vs. CP 11-11

First Meeting Feb. 13, 2015

Last Meeting Feb. 15, 2015

SCHEDULE/RESULTS

Date	Opponent	Time/Result
Feb. 15	Holy Cross	W, 12-0
Feb. 16	Holy Cross (DH)	W, 8-5 (11)
Feb. 16	Holy Cross (DH)	W, 8-5
Feb. 17	Holy Cross	W, 6-1
Feb. 19	at Texas State	cancelled
Feb. 22	Cornell	W, 17-0
Feb. 23	Cornell	W, 10-3
Feb. 24	Cornell	W, 12-4
Feb. 26	Dallas Baptist (FSSW-Plus)	W, 10-4
2019 Shriners Hospital for Children Classic		
March 1	vs. Texas A&M # (AT&T Sports Net)	L, 2-5
March 2	vs. Rice # (AT&T Sports Net)	L, 3-6
March 3	vs. Texas State # (AT&T Sports Net)	W, 5-4
March 8	Nebraska	L, 4-12
March 9	Nebraska	L, 0-2
March 10	Nebraska (FSSW-Plus)	W, 10-3
March 13	Abilene Christian	W, 6-3
March 15	Cal Poly	6:35 p.m.
March 16	Cal Poly	3:05 p.m.
March 17	Cal Poly (FSSW)	1:05 p.m.
March 19	at Sam Houston State	6:30 p.m.
March 22	West Virginia* (FCS/FSGO)	6:35 p.m.
March 23	West Virginia* (FSSW)	3:05 p.m.
March 24	West Virginia* (FSSW)	12:05 p.m.
March 26	Texas Southern	6:35 p.m.
March 27	Texas Southern	6:35 p.m.
March 29	at Kansas*	6:00 p.m.
March 30	at Kansas*	2:00 p.m.
March 31	at Kansas*	1:00 p.m.
April 2	at Dallas Baptist	6:30 p.m.
April 5	Texas* (ESPNU)	8:00 p.m.
April 6	Texas* (FSSW-Plus)	3:05 p.m.
April 7	Texas* (FCS/FSGO)	3:35 p.m.
April 9	at UT Arlington	6:30 p.m.
April 12	Oklahoma*	6:35 p.m.
April 13	Oklahoma*	3:05 p.m.
April 14	Oklahoma* (ESPNU)	3:00 p.m.
April 16	Sam Houston State (FSSW-Plus)	6:35 p.m.
April 18	at Texas Tech*	6:30 p.m.
April 19	at Texas Tech* (FS1)	6:30 p.m.
April 20	at Texas Tech*	2:00 p.m.
April 23	Stephen F. Austin	6:35 p.m.
April 26	at TCU*	6:30 p.m.
April 27	at TCU*	4:00 p.m.
April 28	at TCU*	1:00 p.m.
April 30	Lamar	6:35 p.m.
May 3	Kansas State* (FSSW-Plus)	6:35 p.m.
May 4	Kansas State* (FSSW)	3:05 p.m.
May 5	Kansas State* (FSSW-Plus)	12:05 p.m.
May 14	UT Arlington	6:35 p.m.
May 16	at Oklahoma State*	6:35 p.m.
May 17	at Oklahoma State*	6:35 p.m.
May 18	at Oklahoma State*	6:05 p.m.
Big 12 Championship (Chickasaw Bricktown Ballpark)		
May 22-26	TBA	TBA
NCAA Regionals		
May 31-June 3	TBA	TBA
NCAA Super Regionals		
June 7-10	TBA	TBA
NCAA College World Series		
June 14-26	TBA	TBA

*Big 12 Conference game #2019 Shriners Hospital for Children Classic (Houston, Texas, Minute Maid Park)

STORY LINES

- The Bears end their seven-game homestand with a three-game series vs. Cal Poly, starting on Friday, March 15 at 6:35 p.m. CT. Game two is set for 3:05 p.m. CT and game three will be at 1:05 p.m. CT on Sunday, March 17.
- The Bears enter the weekend having won two in a row, first salvaging the weekend series vs. Nebraska with a 10-3 victory on Sunday, March 10 and then a 6-3 victory over ACU on Wednesday, March 13.

HOW TO WATCH AND STREAM

The Friday and Saturday contests will be streamed live on Facebook - Facebook.com/baylorbaseball Sunday's game will be televised live on FSSW+ and will also be streamed on the FoxSportsGo app.

PROJECTED PITCHING MATCHUPS

Friday, March 15 • 6:35 p.m. CT • LHP Paul Dickens (1-1, 4.00 ERA) vs. RHP Jarred Zill (0-3, 4.22 ERA)

Saturday, March 16 • 3:05 p.m. CT • RHP Jimmy Winston (1-0, 0.59 ERA) vs. RHP Bobby Ay (0-0, 5.06 ERA)

Sunday, March 17 • 1:05 p.m. CT • TBD vs. RHP Darren Nelson (1-2, 0.78 ERA)

Paul Dickens is set to get the first Friday night start of his career after earning his first Saturday night start last weekend vs. Nebraska. The junior college transfer threw 5.0 innings vs. Nebraska and took the loss in a pitchers' duel, despite allowing just one run on five hits with one walk and a career-high seven strikeouts.

Winston will get his first start of the season after looking strong out of the pen so far on the year. He leads the conference with a 0.59 ERA in 15.1 innings over a team-leading eight appearances. The start will be his first since May 9, 2018 vs. Prairie View A&M.

ABILENE CHRISTIAN RECAP

The Bears won their second midweek contest of the year in a 6-3 victory over ACU on Wednesday night. Nick Loftin had his first multi-home run game of his career, first leading off the game with a solo shot and adding a second in the third inning. Josh Bissonette also launched his second home run of the year, a two-run shot in the sixth inning, a part of a two-out, four-run inning for the Bears. On the mound, it was a staff day, and starter Luke Boyd earned the win as he struck out four batters in just two innings of work. Closer Kyle Hill earned his second save of the year.

LAST WEEKEND RECAP

The Bears went 1-2 last weekend in a home series against Nebraska. The series was originally supposed to be in Lincoln, but due to inclement weather expected in the area during the weekend, both sides elected to move the series to Waco. The Bears fell 12-4 in game one of the series on Friday, as the Huskers touched up starter Hayden Kettler for seven runs (six earned) in 4.1 innings of work. The offense was playing catch up after a four-run first inning and was never able to close the gap. On Saturday, the Bears had a tough time getting the offense rolling against Husker starter Nate Fisher, and dropped a close pitchers' duel, 2-0. The Bears were no-hit through 8.2 innings before Davis Wendzel broke up the combined no-hitter. It was the first time the Bears have been one-hit at Baylor Ballpark. On Sunday, the bats woke up in a big way for the Bears, as they tied they cranked out 10 hits and tied their season-high of 18 hits in a 10-3 victory to salvage the season. Eight-of-nine in the starting lineup had hits on the day, with six having multi-hit performances. Andy Thomas, Mack Mueller and Richard Cunningham each had three hits on the day and Thomas also drove in a team-high three runs on a personal-best three doubles. Baylor's bullpen held the Huskers scoreless through the final six frames and hitless through the final 3.2.

TEAM INFORMATION

BAYLOR (11-4, 0-0 Big 12)	
Ranking	NR - BA, 28 - NCBWA, NR - D1, 27 - CB
Head Coach	Steve Rodriguez (Pepperdine, 2001)
Career Record	507-377* (16th season)
(*Note: Due to NCAA sanctions against the University, Pepperdine later vacated all wins and NCAA Tournament appearances in baseball between the 2008-11 seasons Rodriguez's adjusted record is 392:377.)	
BU Record	105-77
CAL POLY (6-9, 0-0 Big West)	
Ranking	NR - BA, NR - NCBWA, NR - D1, NR - CB
Head Coach	Larry Little (Pepperdine, 1983)
Career Record	519-400:2 (17th season)

POSSIBLE BU STARTERS

#	P	NAME	YR	AVG	R	H	2B	3B	HR	RBI
23	C	Shea Langeliers	Jr.	.238	0	5	0	0	0	1
37	1B	Chase Wehsener	Rfr.	.275	11	14	2	0	0	7
14	2B	Josh Bissonette	Sr.	.327	12	16	3	1	2	10
2	SS	Nick Loftin	So.	.348	14	23	6	1	2	10
33	3B	Davis Wendzel	Jr.	.407	16	24	8	0	0	14
1	LF	Mack Mueller	Jr.	.318	7	7	2	0	1	6
21	CF	Richard Cunningham	So.	.333	17	22	7	2	1	9
9	Rf	Davion Downey	So.	.296	14	16	4	0	3	12
5	DH	Andy Thomas	Jr.	.250	1	6	3	0	0	6
#	P	NAME	YR	ERA	W-L	IP	SO	BB	B/AVG	
40	L	Paul Dickens	Jr.	4.00	1-1	18.0	23	8	.215	
22	R	Jimmy Winston	RSo.	0.59	1-0	15.1	13	4	.226	
TBD										

GAMES 16-18: CAL POLY 2019 QUICK FACTS

UNIVERSITY

Location:	Waco, Texas
Chartered:	1845, by Republic of Texas
Enrollment:	17,217
Conference:	Big 12
Colors:	Green (PMS 560) & Gold (PMS 1235)
Nickname:	Bears
Mascots:	Joy and Lady (live Black Bears)
President:	Dr. Linda A. Livingstone
Faculty Representative:	Jeremy Counsellor
Director of Athletics:	Mack Rhoades
Sport Administrator:	Chad Jackson
Athletic Department Phone:	254.710.1234
Ticket Information Phone:	254.710.1000
Stadium (capacity):	Baylor Ballpark at Ferrell Field (5,000)
Largest Crowd:	5,911 (4/21/12 vs. Texas A&M)
Dimensions:	330-400-330
Press Box Phone:	254.754.5546

BASEBALL HISTORY

First Season:	1902
All-Time Record:	2,336-1,719-6 (.576)
All-Time Big 12 Record:	321-275 (.539)
Overall Postseason Record:	44-46 (.489)
NCAA Regional Appearances:	20
NCAA Super Regional Appearances:	4
CWS Appearances:	3 (1977, 1978, 2005)
Last NCAA Appearance:	2018 (Stanford Regional)
Conference Titles:	5 (1923, 1966, 2000, 2005, 2012)

2018 REVIEW

2018 Overall Record:	37-21
2018 Big 12 Record (Finish):	13-11 (5th)
2018 Final Rankings:	RV/NR/NR/NR
2018 Postseason:	Stanford Regional

2019 PREVIEW

Lettermen Returning/Lost:	20/8
Position Starters Returning/Lost:	10/0
Starting Pitchers Returning/Lost:	3/0
Newcomers:	11

COACHING STAFF

Head Coach:	Steve Rodriguez (Pepperdine, 2001)
Record at Baylor:	106-77 (4th season)
Career Record:	392-377 (16th season)
Assistant Coaches:	
Jon Strauss (4th season; Long Beach State, 1996)	
Mike Taylor (4th season; Prairie View A&M, 1997)	
Ruben Noriega (4th season; Lindenwood, 2009)	
Director of Operations:	Justin Grassi
Athletics Trainer:	Josh Ogden
Administrative Assistant:	Maggy Smith
Baseball Office Phone:	254.710.3029
Baseball Office Fax:	254.710.3008

ATHLETICS COMMUNICATIONS

Baseball Contact:	Rachel Caton
Office Phone:	254.710.3784
Cell Phone:	254-652-2061
E-mail:	Rachel.Caton@Baylor.edu
BAC Office:	1500 S. University Parks Dr. Waco, TX 76706

TEAM QUICK NOTES

IN THE NATIONAL RANKINGS

- The Bears boast the 10th-highest batting average in the nation (.318). The Bears rank seventh with 2.6 doubles per game and 12th with 39 total doubles on the year. The Bears' on-base percentage of .405 is 32nd-best in the nation, while the can do a lot of different things with the bat as the team's slugging percentage (.499) ranks 10th. The team also ranks 17th with just 6.67 hits allowed per nine innings.
- Individually, Wendzel rank 18th nationally with eight doubles apiece on the year. Winston also ranks 19th nationally with a 0.59 ERA.

HOW THE BEARS STACK UP IN THE BIG 12

- The Bears still lead the Big 12 with a team batting average of .318 and Wendzel's batting average of .407 ranks fifth in the conference, while Loftin's .348 average is ninth. The BearsTexas Tech and Kansas are the only programs with two players ranked in the top 10 in batting average. Wendzel ranks third in the conference in hits (24), while Loftin ranks fourth with 23 and Cunningham is tied for seventh with 22. Wendzel leads the conference with eight doubles, while Cunningham is tied for second with seven and Loftin is tied for sixth with six. The Bears also hold down the four, five and six spots in the total bases category, with Wendzel in fourth with 38, Loftin next with 37 and Cunningham in sixth with 36. Wendzel ranks seventh with an on-base percentage of .493 and sixth with a slugging percentage of .644.
- On the mound, the Bears are have the fifth-best ERA at 3.43, but lead the conference with 10.71 strikeouts per nine innings. Individually, Jimmy Winston leads the conference with a 0.59 ERA in 15.1 innings pitched over eight appearances.

GETTING BEANED

- The Bears have been hit 28 times this season, ranking 25th nationally in the category. Davion Downey has been hit nine times on the year, good for ninth nationally. He is averaging 0.6 HBP per game, good for seventh-most nationally.

WENZEL WITH QUITE THE START

- The junior third-baseman is on fire to start the season, ranking fifth the Big 12 with a .407 batting average. His 23 total hits are tied for first in the conference. The San Clemente, Calif., native, boasts eight total doubles on the year, good for tops in the conference and 18th nationally. Wendzel ranks fifth in the conference with a 0.493 on-base percentage and his slugging percentage of .644 ranks sixth. The junior has hit safely in 14 of 15 games and had multi-hit performances in eight of 15 games.

WINSTON STARTING STRONG

- Out of the bullpen, redshirt sophomore reliever Jimmy Winston leads the team with eight appearances and is often brought in in high-leverage situations, including coming in with the bases loaded and no outs on Sunday vs. Nebraska. He has given up just one run in 15.1 innings, and he has currently thrown 12.2 scoreless innings over seven games. He boasts a 0.59 ERA, best in the Big 12 and has walked four and struck out 13.

CLIMBING UP THE RANKS

- Senior pitcher Kyle Hill currently ranks tied for seventh in the record book with 113 career strikeouts in relief and he is one away from taking over sole position of the No. 7 spot.

WAKING THE BATS UP

- Andy Thomas and Mack Mueller saw their bats wake up in a big way over the weekend vs. Nebraska. Mack went 5-for-11 with 4 RBI and 2 runs scored. He had multi-hit outings in two-of-three games on the weekend, including a career-high 3-for-5 day with 3 RBI and 2 runs scored vs. Nebraska on Sunday. Likewise, Andy Thomas also came alive on Sunday, going 3-for-3 with a career-high 3 doubles and 3 RBI. In all of 2018 he hit just 10 doubles.

ROD VS. CAL POLY

- Steve Rodriguez is very familiar with the Cal Poly club after spending 12 seasons as the head coach at Pepperdine in Malibu, Calif., which is just under three hours away from San Luis Obispo, Calif. It was common for Coach Rodriguez and the Waves to schedule the Mustangs as a midweek opponent, typically playing twice a year. In Coach Rod's last year at Pepperdine in 2015, the Waves split two midweek contests against the Mustangs, first beating them at home, 9-8 in 10 innings, and then turning around a week later and falling to them, 9-1, on the road. Overall Coach Rodriguez is 11-11 all-time against the Mustangs.

GOING FOR EXTRA BASES

- The Bears have had at least one extra base hit in 14 of 15 games on the year.

WINNING EARLY

- The Bears started the season 8-0 for the first time since 2017 and just the third time in program history (1984, 2017).

INJURY BUG

- The Bears have been bit by the injury bug, with the Big 12 Preseason Pitcher of the Year selection Cody Bradford out for the season with Thoracic Outlet Syndrome. Preseason All-American catcher Shea Langelier missed 10 games with a broken hamate bone and outfielder Cole Haring has missed some time with a groin injury.

LITTLE LEAGUE TO D1

• Junior college transfer Mack Mueller played in the 2009 and 2010 Little League World Series as a member of Team Europe from Ramstein Air Base in Germany where his father, Mark, was stationed.

KEEPING IT IN THE FAMILY

• Redshirt sophomore Daniel Caruso is not the first in his family to be coached by Rodriguez. His older brother, Brandon, played baseball at Pepperdine from 2014-17, where he was coached by Rodriguez for two seasons (2014, 2015) before Coach Rodriguez took the Baylor job.

MUSICALLY INCLINED

• Senior second baseman Josh Bissonette is from a very creative and musically inclined family, as he father, Matt Bissonette, is currently on tour as the bassist for Elton John. He previously has been the bassist for David Lee Roth and Rick Springfield, among others. Growing up, he was home schooled until high school so he could travel and be on tour with his father. During that time, he got to visit all 30 MLB parks and his love for the game grew. Josh also is musical himself, but prefers to work with and make his own electronic music.

OFFENSE AND PITCHING THRIVING

• The Bears have scored double-digit runs in six of 14 games this season, including four in a row for the first time since 2012 (April 14-18). *Baylor has at least nine hits in 10 of 14 games this season and double-digit hit totals in eight games, including a streak of seven games from Feb. 15-Feb. 26. The Bears pitching staff has punched out at least 10 batters in 12 of 14 games, including a streak of eight-straight games to start the season.

OFFENSE CLICKING EARLY

• The Bears mashed 83 runs in their first eight games of the season, the most in the first eight games in program history. The Bears have outscored their opponents, 83-22 overall. During that time, three of the top five in the Big 12 in the hits-per-game category come from the Bears' roster, with Davis Wendzel tying for the conference lead with 1.82 hits per game, followed by Richard Cunningham and Nick Loftin tying for third with 1.64 hits per game.

PICKED TO FINISH SECOND

The Bears were the preseason No. 2 pick in the Big 12 and earned two first place votes, collected 58 total points, behind No. 1 Texas Tech's 61 points. The second place selection in the preseason poll ties the highest in program history, first time since 2004 the Bears were picked second and fifth time in program history.

FAMILIAR FACES

• Baylor returns 20 letterwinners after losing eight from the 2018 squad, including Preseason All-Big 12 selections Cody Bradford, Shea Langeliers, Davis Wendzel and Nick Loftin. Baylor returns all nine position starters, plus the entire pitching rotation from 2018. On the mound the Bears return 95 percent of their starts (55 of 58) from 2018 and 73 percent of their wins.

STREAKS

• Senior infielder Josh Bissonette saw his on-base streak of 19 games (going back to last season), snapped on Saturday vs. Nebraska. Junior Shea Langeliers, who made his return to the lineup on Sunday, currently has a 17-game on-base streak in play dating back to last season.

CUNNINGHAM AT THE PLATE

• The senior was named to the Shriners College Classic All-Tournament team after batting .333 (4-for-12) with 2 doubles, 1 triple, 1 home run and 1 RBI over three games. He currently ranks second on the team with a .375 average, 8 RBI, 6 doubles and a team-leading 2 triples. The Austin, Texas, native was outstanding over the first weekend, leading the team with 8 hits. Cunningham first started out the weekend going 3-for-5 on opening day with two runs scored, over four seasons he is now 7-for-13 during home openers. Then in game two of the double header he was 5-for-5, a home run shy of hitting for the cycle. He finished the weekend 8-for-20 with 5 runs scored, 2 doubles, 1 triple and 4 RBIs.

GOLDEN SPIKES

• Bradford and Langeliers were two of 55 and one of three from Big 12 named to USA Baseball's 2018 Golden Spikes Award Watch List (top amateur baseball player in country). For the first time in program history the Bears have had two players named to the watch list in the same season. Langeliers is one of 10 returners to the watch list from 2018.

STOPPER OF THE YEAR MOVING UP THE RANKS

• Hill was one of 75 and one of three from Big 12 named to NCBWA 2019 Stopper of the Year Preseason Watch List (top relief pitcher in NCAA DI baseball). For the third-straight year the Bears have a pitcher on the watch list after Troy Montemayor in 2017 and 2018.

BOBBY BRAGAN COLLEGIATE SLUGGER AWARD

• Cunningham and Andy Thomas were 2 of 30 players (2 of 6 from the Big 12) named to 2019 Bobby Bragan Collegiate Slugger Award Watch List (top DI slugger on field, in dugout and in the classroom from Texas, Oklahoma, Arkansas, Louisiana and New Mexico). Cunningham is the first student-athlete to be on the watch list for three-straight seasons.



STEVE RODRIGUEZ
HEAD COACH
16TH SEASON (4th Baylor)

THE RODRIGUEZ FILE**PERSONAL**

Hometown: Las Vegas, Nev.

Family: Wife, Kim; daughter, Julia, son, Nolan

EDUCATION

College: Pepperdine (2001) - B.S. Public Relations

Pepperdine (2003) - Master's Educational Technology

COACHING EXPERIENCE**Assistant Coach****Pepperdine, 2000-03**

• Helped team to 145-98 record, 88-32 mark in WCC

• 2001 WCC title

• 2 NCAA Tournament appearances (2001, 2003)

Head Coach**Pepperdine, 2004-2015**

• 401-300 (.572) record, 163-109 (.599) in WCC

• Second-winningest coach in program history

• 701 games coached are school record

• 2014 West Coast Conference Coach of the Year

• 2014 USA Baseball National Team Assistant Coach

• 2012 West Coast Conference Coach of the Year

• 8 NCAA Regionals (2004-08, 2012, 2014-15) -- Hosted first-ever Regional in 2006

• 1 NCAA Super Regional (2014) -- Program's first appearance

• 2 West Coast Conference tournament championships (2014-15)

• 3 West Coast Conference Championship Series titles (2004-06)

• 5 West Coast Conference regular season championships (2004-06, 2012, 2014)

Head Coach**Baylor, 2016-pres.**

• Fourth season, 99-73 overall record, 35-37 Big 12 record

• 2017 Big 12 Coach of the Year

• Led Baylor to first NCAA Regional since 2012 in 2017, 2018

• 1 Gold Glove selection

• 3 All-America selections

• 2 Freshman All-America selections

• 2 All-District selections

• Baylor's First Big 12 Pitcher of the Year

THE RODRIGUEZ WORKSHEET

YEAR	SCHOOL	OVERALL	CONF.
Year	Overall	Conference	NCAA
~2004	30-32	@19-11/1st	Regional
~2005	41-23	@21-9/1st	Regional
~2006	42-21	@15-6/T-1st	Regional
~2007	35-22	14-7/3rd	Regional
~2008*	38-21	14-6/2nd	Regional
~2009*	31-23	12-9/T-3rd	
~2010*	24-30	12-9/T-3rd	
~2011*	22-34	7-14/7th	
~2012	36-23	16-8/1st	Regional
~2013	27-24	13-11/5th	
~2014	43-18	#18-9/1st	Super Regional
~2015	32-29	#17-10/2nd	Regional
+2016	24-29	10-14/7th	
+2017	34-23	12-12/4th	Regional
+2018	37-21\$	13-11	Regional
+2019	10-4	0-0	
Totals*	507-377	198-146	10 appearances
Baylor	106-77	35-37	

+Baylor; *Pepperdine; @West Coast Conference Series Champion; #West Coast Conference Tournament Champion; \$ Big 12 Conference Tournament Champion

*Note: Due to NCAA sanctions against the University, Pepperdine later vacated all wins and NCAA Tournament appearances in baseball between the 2008-11 seasons. Pepperdine's adjusted overall NCAA records for each season are 0-19 (2008), 0-23 (2009), 0-30 (2010) and 0-34 (2011).

TEAM HONORS

No. 2 in Preseason Big 12 Coaches Poll

MISCELLANEOUS STATISTICS

Current Streak.....	Win 2
Current Home Streak.....	Win 2
Current Road/Neutral Streak.....	Win 1
Current Nonconference Streak.....	Win 2
Current Conference Streak.....	Win 6
Last Win.....	March 13, 2019 vs. ACU, 6-3
Last Home Win.....	March 13, 2019 vs. ACU, 6-3
Last Away Win.....	May 19, 2018 at West Virginia, 6-2
Last Loss.....	March 9, 2019 vs. Nebraska, 2-0
Last Home Loss.....	March 9, 2019 vs. Nebraska, 2-0
Last Away Loss.....	June 3, 2018 at Stanford, 4-2

ROSTER BREAKDOWN**BY CLASS****Senior (6)**

Josh Bissonette, Richard Cunningham, Cole Haring, Kyle Hill, T.J. Raguse, Cole Weaver

Junior (11)

Luke Boyd, Cody Bradford, Paul Dickens, Logan Freeman, Hayden Kettler, Shea Langeliers, Ryan Leckich, Mack Mueller, Hunter Seay, Andy Thomas, Davis Wendzel

Sophomore (10)

Jacob Ashkinos, Ryan Bertelsman, Daniel Caruso, Collin Garrett, Jimmy Winston, Davion Downey, William Gilbert, Nick Loftin, Tyler Thomas, Chase Wehsener

Freshman (8)

Kyle Harper, Brooks Helmer, Blake Helmer, Ricky Martinez, Anderson Needham, Ryan Segner, Jake Walsh, Branson Wilson

BY HOME STATE**Texas (26)**

Jacob Ashkinos, Ryan Bertelsman, Cody Bradford, Richard Cunningham, Paul Dickens, Logan Freeman, Collin Garrett, William Gilbert, Cole Haring, Kyle Harper, Brooks Helmer, Blake Helton, Kyle Hill, Hayden Kettler, Shea Langeliers, Ryan Leckich, Nick Loftin, Mack Mueller, Anderson Needham, T.J. Raguse, Hunter Seay, Ryan Segner, Tyler Thomas, Jake Walsh, Branson Wilson, Jimmy Winston

California (8)

Josh Bissonette, Luke Boyd, Daniel Caruso, Andy Thomas, Ricky Martinez, Davis Wendzel, Cole Weaver, Chase Wehsener

Kentucky (1)

Davion Downey

COACHING DUTIES**3RD BASE**

Assistant Coach Mike Taylor

1ST BASE

Volunteer Assistant Coach Ruben Noriega

2018

• The Bears ended 2018 at the Stanford Regional, falling to No. 51 Stanford, 4-2. The Bears lost game one of the regional 6-2, running into a hot Cal State Fullerton and pitcher Colton Eastman. The Bears then bounced back and won the elimination game vs. Wright State, 11-5.

STEADY IMPROVEMENT

• The Bears are looking to take another jump in 2019 as they have steadily improved under fourth-year head coach Steve Rodriguez. In his first year in 2016, the Bears finished 24-29, 10-14 in the Big 12. In year two (2017), the Bears were 34-23, 12-12 in the Big 12 and advanced to the Houston Regional. In 2018, the Bears won the Big 12 Tournament for the first time in program history and advanced to the NCAA postseason in the Stanford Regional for the second-straight season. The Bears were 37-21 and finished fifth in the Big 12 at 13-11.

BIG 12 TOURNAMENT CHAMPIONS

• The Bears won the Big 12 Tournament title in 2018 for the first time in program history, its first conference tournament title since 1993 (Southwest Conference) and its fourth overall (1977, 1978 (both SWC)). Baylor played in the Big 12 Championship title game for the first time since 2010 (No. 6 Baylor lost to No. 4 Texas A&M 5-3 in 10 innings). BU is now 1-6 all-time in Big 12 Championship title games and made it to the title game as a No. 5 seed in 2003 (lost to No. 3 Texas 10-8 in 10 innings). BU was the first No. 5 seed to play in the title game since Texas in 2015 (won). For head coach Steve Rodriguez, he won his sixth conference tournament title (five with Pepperdine in the West Coast Conference). The Bears defeated TCU 6-5 in 11 innings to earn the victory.

• Cody Bradford, Richard Cunningham, Shea Langeliers, Nick Loftin and Davis Wendzel were named to the 2018 Phillips 66 Big 12 Championship All-Tournament Team. BU's five selections were its most since having a program-record six in 2003. Cody Bradford and Shea Langeliers were named Co-Most Outstanding Players of the 2018 Phillips 66 Big 12 Championship, marking Baylor's first MOP winners in program history.

ACADEMIC SUCCESS

• So. LHP Cody Bradford and Jr. DH Richard Cunningham were named to the College Sports Information Directors of America (CoSIDA) Academic All-District Seven Team on May 10. The duo's recognition marked the first for Baylor since Logan Brown in 2015. Overall, Bradford and Cunningham are the program's 40th and 41st selections and gave BU multiple choices for the first time since 2013.

• Cunningham earned Third Team CoSIDA Google Cloud Academic All-America honors for the first time in his career in 2018 and gave Baylor an Academic All-America selection for the eighth time in the last 10 seasons. He was the first to garner the honor since Logan Brown in 2015. Overall, he was the program's 16th all-time selection and 12th different player to earn the award. The Austin, Texas, native graduated with a 3.83 GPA in finance and had a 3.89 GPA in his first year of graduate school in the business administration program. Cunningham was one of only two players in the Big 12 Conference represented on the three-team, 33-person list.

LANGELIERS AND HIS GOLDEN GLOVE

• Catcher Shea Langeliers is the second Gold Glove winner in program history, joining Logan Brown, who was recognized as an outfielder in 2014. The Keller, Texas, native was recognized as Division I's best defensive catcher in 2018 after allowing an average of only one stolen base every five games during the 2018 season. He caught 23 of 33 attempted base stealers in 50 games started behind the dish, including only one stolen base allowed in his last 21 games of 2018. Langeliers also was charged with only three passed balls, and his glove work limited Baylor pitchers to only 0.46 wild pitches per game while Langeliers was catching. He posted a .995 fielding percentage as a catcher, recording 387 putouts and 50 assists while committing only two errors. Langeliers started all 58 games for the Bears during his sophomore season, with eight of those starts coming at first base. He hit .252 with a team-best 11 home runs, while adding 18 doubles, two triples, 44 RBIs and 49 runs scored.

DRAFT SUCCESS

• In the 2018 Major League Baseball First-Year Player Draft, senior right-handed pitcher Troy Montemayor and then-sophomore third baseman Davis Wendzel were selected. Montemayor went to the St. Louis Cardinals in the 25th round with the 753rd overall pick, and Wendzel was drafted by the Boston Red Sox in the 37th round with the 1,120th overall selection. Wendzel chose to forgo his opportunity with the Red Sox to return for his junior season in Waco. With the picks, Baylor has had at least one player selected in 41 of 43 drafts since 1976. The Bears have had 140 total draft picks in program history, including two selections in each of the last two years.

TEAM USA

• Catcher Shea Langeliers was the first choice for the 2018 USA Baseball Collegiate National Team on April 11, marking BU's first USA player since 2008, eighth overall and ninth selection. Pitcher Cody Bradford also played with the team during the summer, but did not make the final roster.

HOME SWEET HOME

• The Bears have finished their home slate with a .500 record or better (19-7 in 2018) in all 20 seasons at Baylor Ballpark (since 1999) and look to do the same in 2019. The Bears are 437-199 all-time at the park.

CLEAN FIELDING

• Rodriguez has helped conduct Baylor top 10 fielding percentage seasons in each of his three seasons with the Bears. In 2016, the team tied for eighth all-time at BU with a .968 fielding percentage and topped it in 2017 with a third-best .972 mark. In 2018, the Bears had a fielding percentage of .971 which tied for fourth-best in program history.

2019 BAYLOR BASEBALL GAME NOTES
2019 NUMERICAL ROSTER

No.	Name	B/T	Pos.	Ht.	Wt.	Cl-Exp.	Hometown/Last School
1	Cole Haring	R/R	OF	5-10	185	SR-1L	Katy, Texas/Katy HS/McLennan CC
2	Nick Loftin	R/R	IF	6-1	180	SO-1L	Corpus Christi, Texas/W.B. Ray HS
3	Ryan Bertelsman	R/R	OF	6-0	195	R-SO-1L	Friendswood, Texas/Friendswood HS
8	Kyle Harper	R/R	C/1B/OF	6-0	190	R-FR-RS	Houston, Texas/Cypress Creek HS
9	Davion Downey	L/L	OF	6-0	200	SO-1L	Bowling Green, Ky./Warren East HS
10	Ryan Leckich	S/L	LHP	5-10	190	JR-2L	Port Neches, Texas/Neches Groves HS
11	Ricky Martinez	R/R	INF	6-0	190	FR-HS	Morgan Hill, Calif./St. Francis HS
12	Branson Wilson	R/R	RHP	6-3	190	FR-HS	Fort Worth, Texas/Southwest Christian HS
13	Hunter Seay	L/L	OF	6-0	180	R-SO-1L	Keller, Texas/Keller HS
14	Josh Bissonette	R/R	IF	6-0	185	SR-3L	Anaheim Hills, Calif./Orange Lutheran HS
15	Kyle Hill	R/R	RHP	5-11	195	SR-3L	Corpus Christi, Texas/Calallen HS
16	Tyler Thomas	L/L	LHP	6-1	170	SO-1L	Keller, Texas/Keller HS
18	Cody Bradford	L/L	LHP	6-3	195	JR-2L	Aledo, Texas/Aledo HS
20	T.J. Raguse	L/L	OF	6-1	205	SR-3L	Georgetown, Texas/Georgetown HS
21	Richard Cunningham	L/L	OF	5-10	195	SR-3L	Austin, Texas/Stephen F. Austin HS
22	Blake Helton	R/R	RHP	6-4	175	FR-HS	Austin, Texas/Lake Travis HS
23	Shea Langeliers	R/R	C/1B	6-0	190	JR-2L	Keller, Texas/Keller HS
24	Jimmy Winston	R/R	RHP	6-4	200	R-SO-1L	Houston, Texas/Lamar HS
25	Andy Thomas	L/R	C/1B	6-2	210	JR-2L	Murrieta, Calif./Murrieta HS
28	Hayden Kettler	R/R	RHP	6-2	190	JR-2L	Coppell, Texas/Coppell HS
29	Jake Walsh	R/R	C	6-3	175	FR-HS	Carrollton, Texas/Trinity Christian HS
30	Jacob Ashkinos	R/R	RHP	6-1	225	R-SO-1L	Aledo, Texas/Aledo HS/Cisco College
31	Daniel Caruso	L/R	RHP	6-0	160	R-SO-1L	Los Angeles, Calif./Loyola HS
33	Davis Wendzel	R/R	IF	6-0	205	JR-2L	San Clemente, Calif./Jsserra Catholic HS
34	Anderson Needham	R/R	RHP	6-4	190	FR-HS	Heath, Texas/Rockwall Heath HS
35	Brooks Helmer	R/R	RHP/1B	6-4	230	FR-HS	Rockwall, Texas/Rockwall HS
36	Ryan Segner	R/R	RHP	6-2	190	FR-HS	Fredricksburg, Texas/Fredricksburg HS
37	Chase Wehsener	R/L	1B	6-1	185	R-FR-RS	San Diego, Calif./Christian HS
40	Paul Dickens	L/L	LHP	6-5	225	R-JR-TR	Fort Worth, Texas/Home school/Navarro JC
41	Luke Boyd	R/R	RHP	6-2	180	JR-2L	Ojai, Calif./Nordhoff HS
44	Logan Freeman	R/R	RHP	6-1	215	JR-TR	Buffalo, Texas/Buffalo HS/McLennan CC
45	Cole Weaver	L/R	IF	5-10	170	SR-2L	Carlsbad, Calif./Santa Fe Christian HS/Saint John's
50	Mack Mueller	R/L	OF/1B	6-3	225	JR-TR	Abilene, Texas/Wiley HS/Cisco College
54	Collin Garrett	R/R	RHP	6-5	250	R-JR-1L	Montgomery, Texas/Montgomery HS
55	William Gilbert	R/R	RHP	6-6	220	R-SO-RS	Plano, Texas/Trinity Christian Academy

Head Coach: 5 Steve Rodriguez (Pepperdine, 2001; 4th Season)
Assistant Coaches: 4 Jon Strauss (Long Beach State, 1996; 4th Season)
6 Mike Taylor (Prairie View A&M, 1997; 4th Season)
27 Ruben Noriega (Lindenwood, 2009; 4th Season)
Director of Operations: Justin Grassi (FGCU, 2014; 1st Season)
Athletic Trainer: Josh Ogden (TCU, 2007; 6th Season)

BAYLOR IN THE RANKINGS

WEEK	BA	COACHES	D1	NCBWA	PG	CB
Preseason 16	18		15	16	12	21
Week 1	16	18	15	13	12	21
Week 2	16	18	15	12	12	14
Week 3	25	20	21	21	24	21
Week 4	NR	RV	NR	28	NR	27

PRONUNCIATIONS

Jacob ASHKINOS	ASH-KEHN-OSE
Josh BISSONETTE	BISS-UN-ETT
Daniel CARUSO	CAH-ROO-SO
DAVION Downey	DAY-VEE-ON
Shea LANGELIERS	LANG-UH-LEERS
T.J. RAGUSE	RAG-GOOSE-EE
Hunter SEAY	SAY
Ryan SEGNER	SEG-NUR
Chase WEHSENER	WEZ-NURR
Davis WENDZEL	WHEN-ZELL

INDIVIDUAL SEASON HONORS

SHEA LANGELIERS
Golden Spikes Award Watch List
Second Team Preseason All-American (D1Baseball.com,
Perfect Game, Baseball America, Collegiate Baseball
Third Team Preseason All-American (NCBWA)
Preseason All-Big 12

CODY BRADFORD

Preseason Big 12 Pitcher of the Year
Preseason All-Big 12
Golden Spikes Award Preseason Watch List
D1Baseball Second Team Preseason All-American
Third Team Preseason All-American (Perfect Game, Collegiate
Baseball)
Dr. Gerald Lage Academic Achievement Award

DAVIS WENDZEL

Preseason All-Big 12

NICK LOFTIN

Preseason All-Big 12

KYLE HILL

Preseason Watch List Stopper of the Year Award

RICHARD CUNNINGHAM

Bobby Bragan Award Watch List
Shriners College Classic Service Award
All-Tournament Team Shriners Collegiate Classic

ANDY THOMAS

Bobby Bragan Award Watch List

STARTING LINEUP BY DEFENSIVE POSITION

DATE	OPPONENT	P	C	1B	2B	3B	SS	LF	CF	RF	DH
2/15	Holy Cross	Kettler	Langeliers	Mueller	Bissonette	Wendzel	Loftin	Haring	Cunningham	Downey	Weaver
2/16	Holy Cross	T. Thomas	Langeliers	Mueller	Bissonette	Wendzel	Loftin	Weaver	Cunningham	Downey	Raguse
2/16	Holy Cross	Bradford	Langeliers	Wehsener	Bissonette	Wendzel	Loftin	Haring	Cunningham	Downey	Bertelsman
2/17	Holy Cross	Needham	Langeliers	Wehsener	Bissonette	Wendzel	Loftin	Haring	Cunningham	Downey	Bertelsman
2/22	Cornell	Kettler	Harper	Wehsener	Bissonette	Wendzel	Loftin	Haring	Cunningham	Downey	Bertelsman
2/23	Cornell	T. Thomas	Harper	Wehsener	Bissonette	Wendzel	Loftin	Haring	Cunningham	Downey	Mueller
2/24	Cornell	Bradford	Harper	Wehsener	Bissonette	Wendzel	Loftin	Haring	Cunningham	Downey	Martinez
2/26	Dallas Baptist	Dickens	Harper	Wehsener	Bissonette	Wendzel	Loftin	Haring	Cunningham	Downey	A. Thomas
3/1	vs. Texas A&M	Kettler	Harper	Wehsener	Bissonette	Wendzel	Loftin	Haring	Cunningham	Downey	A. Thomas
3/2	vs. Rice	T. Thomas	A. Thomas	Wehsener	Bissonette	Wendzel	Loftin	Harper	Cunningham	Downey	Bertelsman
3/3	vs. Texas State	Bradford	Harper	Wehsener	Bissonette	Wendzel	Loftin	Martinez	Cunningham	Downey	A. Thomas
3/8	Nebraska	Kettler	Harper	Wehsener	Bissonette	Wendzel	Loftin	Mueller	Cunningham	Downey	A. Thomas
3/9	Nebraska	Dickens	A. Thomas	Wehsener	Bissonette	Wendzel	Loftin	Mueller	Cunningham	Downey	Bertelsman
3/10	Nebraska	Needham	A. Thomas	Wehsener	Bissonette	Wendzel	Loftin	Mueller	Cunningham	Downey	Langeliers
3/13	ACU	Boyd	Langeliers	Wehsener	Bissonette	Wendzel	Loftin	Mueller	Cunningham	Downey	A. Thomas

HITTING STREAKS

Player	2019 Season High	Current
Davis Wendzel	9	5
Davion Downey	8	-
Josh Bissonette	7	2
Nick Loftin	6	2
Kyle Harper	6	-
Cole Haring	5	-
Chase Wehsener	4	1
Richard Cunningham	4	2
Ryan Bertelsman	3	-
Shea Langeliers	3	-
Andy Thomas	2	2
Mack Mueller	2	2
Ricky Martinez	1	-
Cole Weaver	1	1

ON BASE STREAKS

Player	2019 Longest	Current
Shea Langeliers	5	18
Josh Bissonette	12	2
Davis Wendzel	9	5
Davion Downey	8	3
Nick Loftin	7	2
Richard Cunningham	7	3
Kyle Harper	6	1
Cole Haring	5	-
Chase Wehsener	4	2
Ryan Bertelsman	4	4
Ricky Martinez	3	-
Andy Thomas	2	2
Mack Mueller	2	2
Cole Weaver	2	1
T.J. Raguse	1	-

STARTING LINEUP BY BATTING ORDER

DATE	OPPONENT	LEADOFF	2	3	4	5	6	7	8	9
2/15	Holy Cross	Cunningham	Loftin	Wendzel	Langeliers	Downey	Haring	Mueller	Bissonette	Weaver
2/16	Holy Cross	Cunningham	Loftin	Wendzel	Langeliers	Downey	Mueller	Raguse	Bissonette	Weaver
2/16	Holy Cross	Cunningham	Loftin	Wendzel	Langeliers	Downey	Bertelsman	Wehsener	Bissonette	Haring
2/17	Holy Cross	Cunningham	Loftin	Wendzel	Downey	Bertelsman	Haring	Wehsener	Bissonette	Harper
2/22	Cornell	Cunningham	Loftin	Wendzel	Downey	Haring	Bertelsman	Wehsener	Bissonette	Harper
2/23	Cornell	Cunningham	Loftin	Wendzel	Downey	Haring	Mueller	Wehsener	Bissonette	Harper
2/24	Cornell	Cunningham	Loftin	Wendzel	Downey	Haring	Wehsener	Martinez	Bissonette	Harper
2/26	Dallas Baptist	Cunningham	Loftin	Wendzel	Downey	Haring	Wehsener	A. Thomas	Bissonette	Harper
3/1	vs. Texas A&M	Cunningham	Loftin	Wendzel	Downey	Haring	Wehsener	A. Thomas	Bissonette	Harper
3/2	vs. Rice	Cunningham	Loftin	Wendzel	Downey	Wehsener	Bertelsman	A. Thomas	Bissonette	Harper
3/3	vs. Texas State	Cunningham	Loftin	Wendzel	Downey	Wehsener	A. Thomas	Martinez	Bissonette	Harper
3/8	Nebraska	Cunningham	Loftin	Wendzel	Downey	Wehsener	A. Thomas	Mueller	Bissonette	Harper
3/9	Nebraska	Cunningham	Loftin	Wendzel	Downey	Mueller	Wehsener	A. Thomas	Bertelsman	Bissonette
3/10	Nebraska	Loftin	Cunningham	Wendzel	Langeliers	Downey	Bissonette	Mueller	A. Thomas	Wehsener
3/13	ACU	Loftin	Cunningham	Wendzel	Downey	Langeliers	A. Thomas	Bissonette	Mueller	Wehsener

MULTI-HIT GAMES

Player	2	3	4	5	Total
Nick Loftin	8	2	-	-	10
Davis Wendzel	6	2	-	-	8
Richard Cunningham	2	3	-	1	6
Josh Bissonette	4	1	-	-	5
Davion Downey	4	1	-	-	5
Cole Haring	3	1	-	-	4
Chase Wehsener	4	1	-	-	5
Kyle Harper	4	-	-	-	4
Mack Mueller	1	1	-	-	2
Shea Langeliers	2	-	-	-	2
Ricky Martinez	1	-	-	-	1
Ryan Bertelsman	-	1	-	-	1
Andy Thomas	-	1	-	-	1

MULTI-RBI GAMES

Player	2	3	4	5	Total
Davis Wendzel	3	1	-	-	4
Cole Haring	2	-	1	-	3
Davion Downey	3	-	-	-	3
Ryan Bertelsman	2	1	-	-	3
Nick Loftin	2	1	-	-	3
Kyle Harper	2	-	-	-	2
Richard Cunningham	2	-	-	-	2
Josh Bissonette	2	-	-	-	2
Chase Wehsener	-	-	-	1	1
Mack Mueller	-	1	-	-	1
Andy Thomas	-	1	-	-	1

2019 BAYLOR BASEBALL GAME NOTES LAST TIME A BAYLOR PLAYER...

Led off a game with a home run:	Richard Cunningham (vs. Texas State, March 3, 2019)
Hit an inside-the-park home run:	Chris Slater (vs. Texas Tech, March 19, 2011)
Hit a pinch-hit home run:	Mitch Price (at TCU, April 19, 2013)
Hit a grand slam:	Nick Loftin (vs. Kansas, March 24, 2018)
Hit a game-winning home run:	Ryan Bertelsman (vs. Holy Cross, Feb. 16, 2019)
Hit two home runs:	Nick Loftin (vs. ACU, March 13, 2019)
Hit three home runs:	Aaron Dodson (at Texas Tech, April 9, 2017)
Homered from both sides of the plate:	Beamer Weems (at Kansas, April 15, 2007)
Homered in consecutive innings:	Chris Slater (vs. Oral Roberts; March 6, 2010) (5th-6th)
Homered in consecutive games:	Richard Cunningham (vs. OSU, May 11-12, 2018)
Homered in three straight games:	Josh Ludy (vs. KSU, vs. Oklahoma, vs. Oral Roberts, vs. UT Arlington; May 25 - June 2, 2012) (4)
Homered in both games of a doubleheader:	Aaron Miller (at Kansas, April 15, 2007)
Hit for the cycle:	Josh Ford (at Texas Tech, May 23, 2004)
Had a walk-off hit:	Shea Langeliers (RBI single in 11th vs. TCU, May 27, 2018)
Had a walk-off home run:	Ryan Bertelsman (vs. Holy Cross, Feb. 16, 2019)
Reached in six straight plate appearances (one game):	Davis Wendzel (vs. Cornell, Feb. 22, 2019) (6)
Reached in six or more straight plate appearances:	Davis Wendzel (vs. Cornell, Feb. 22, 2019) (6)
Reached safely in 30 or more consecutive games:	Davis Wendzel (March 10-May 13, 2018) (37)
Scored five or more runs in a game:	Darryn Sheppard (vs. Stony Brook, Feb. 27, 2016) (5)
Had eight or more consecutive hits:	Darryn Sheppard (Feb. 26-27, 2016) (8)
Had six or more hits in a game:	*Michael Griffin (at Arizona, Feb. 9, 2003) (6)
Had four or more RBI in a game:	Andy Thomas (vs. OSU, May 11, 2018) (4)
Had five or more RBI in a game:	Chase Wehsener (vs. Cornell, Feb. 22, 2019) (5)
Had six or more RBI in a game:	Aaron Dodson (at Texas Tech, April 9, 2017) (6)
Had seven or more RBI in a game:	Josh Ludy (at Kansas State, April 15, 2012) (7)
Had eight or more RBI in a game:	Richard Cunningham (vs. Stony Brook, Feb. 27, 2016) (8)
Hit three or more doubles in a game:	Andy Thomas (March 10, 2019 vs. Nebraska) (3)
Hit two or more triples in a game:	** Beamer Weems (vs. Texas Southern, March 20, 2007) (2)
Hit two extra-base hits in an inning:	Logan Vick (at UCLA, Feb. 24, 2012; 7th inn.) (2B, 2B)
Stole three bases in a game:	Logan Brown (vs. Texas, May 17, 2015, 61) (3)
Stole four bases in a game:	** Anthony Hensley (vs. Texas, April 21, 2000) (4)
Stole home:	Hayden Ross (vs. Texas A&M, March 8, 2015)
Walked three or more times in a game:	Davis Wendzel (vs. PVAMU, March 26, 2018) (3)
Walked four or more times in a game:	Andy Thomas (vs. PVAMU, March 26, 2018) (4)
Had 10 or more consecutive scoreless outings:	Jake Weghorst (April 4, 2006 through June 5, 2006) (18)
Had a scoreless streak of at least 20 innings:	Willie Kempf (May 18, 2010 through May 30, 2010) (20.1)
Had a scoreless streak of at least 25 innings:	Jake Weghorst (April 4, 2006 through Feb. 10, 2007) (28.0)
Had a streak of at least 20 innings without an earned run:	Logan Verrett (April 29, 2011 through May 25, 2011) (27.0)
Threw a nine-inning no-hitter:	Kyle Evans (vs. Iowa State, April 15, 2000)
Threw a nine-inning one-hitter:	Cody Bradford (vs. TCU, April 20, 2018)
Struck out four batters in an inning:	Brooks Pinckard (vs. Texas Tech, March 19, 2011)
Struck out 10 or more batters in a game:	Cody Bradford (vs. OU, May 23, 2018) (11)
Struck out 11 or more batters in a game:	Cody Bradford (vs. OU, May 23, 2018) (11)
Struck out 12 or more batters in a game:	Logan Verrett (vs. Louisiana Tech, March 11, 2011) (14)
Struck out 13 or more batters in a game:	Logan Verrett (vs. Louisiana Tech, March 11, 2011) (14)
Struck out 14 or more batters in a game:	Logan Verrett (vs. Louisiana Tech, March 11, 2011) (14)
Struck out eight or more batters in a game in relief:	Jacob Ashkinos (at DBU, March 20, 2018) (9)
Struck out 10 or more batters in a game in relief:	** Aaron Miller (vs. Missouri, April 11, 2009) (10)
Pitched a 9-inning complete game shutout:	Cody Bradford (vs. TCU, April 20, 2018)
Pitched back-to-back complete games:	Cody Bradford (vs. TCU, April 20, 2018) (at Kansas State, April 27, 2018) Jason Jennings (at Iowa State, May 14, 1999; (vs. Missouri, May 19, 1999)
Pitched back-to-back complete game shutouts:	*Cody Bradford (vs. TCU, April 20, 2018) (at Kansas State, April 27, 2018)
Had an unassisted triple play:	Scott Morrison (at Rice, April 27, 1996)

* - school record
** - ties school record

GAMES 16-18: CAL POLY

LAST TIME A BAYLOR TEAM...

Had five or more doubles in an inning:	Feb. 24, 2012 (at UCLA, 7th inn.) (5)
Had seven or more doubles in a game:	April 27, 2018 (at KSU) (7)
Had 10 or more doubles in a game:	Feb. 24, 2012 (at UCLA) (10)
Had two or more triples in an inning:	April 14, 2012 (at UT Arlington, 10th inn.) (2)
Had three or more triples in a game:	March 24, 2018 (vs. Kansas) (3)
Had back-to-back home runs:	Feb. 26, 2019 (vs. DBU, 8th inn.) (Wendzel, Downey)
Hit two or more home runs in an inning:	Feb. 26, 2019 (vs. DBU) (2)
Hit three or more home runs in an inning:	April 5, 2009 (at Kansas, 7th inn.) (3)
Hit four or more home runs in an inning:	May 6, 2003 (vs. Centenary, 7th inn.) (4)
Hit three or more home runs in a game:	Feb. 22, 2019 (vs. Cornell) (3)
Hit four or more home runs in a game:	Feb. 26, 2019 (vs. DBU) (4)
Hit five or more home runs in a game:	April 27, 2018 (at KSU) (5)
Hit eight or more home runs in a game:	** April 5, 2009 (at Kansas) (8)
Homered in 10 consecutive games:	*April 5, 2009 - May 2, 2009 (18)
Scored 15 or more runs in a game:	Feb. 22, 2019 (vs. Cornell) (17)
Scored 20 or more runs in a game:	May 19, 2017 (vs. KSU) (21)
Scored 25 or more runs in a game:	April 23, 2008 (at Texas State) (25)
Scored 7 or more runs in an inning:	May 19, 2017 (vs. KSU, 5th inn.) (7)
Scored 8 or more runs in an inning:	April 18, 2018 (vs. UAPB, 2nd inn.) (8)
Scored 9 or more runs in an inning:	May 9, 2018 (vs. PVAMU, 2nd inn.) (9)
Scored 10 or more runs in an inning:	April 24, 2018 (at TXST, 7th inn.) (10)
Scored 12 or more runs in an inning:	March 25, 2007 (vs. Texas Tech, 4th inn.) (12)
Scored 13 or more runs in an inning:	* April 19, 1985 (vs. Houston, 2nd inn.) (14)
Overcame a deficit of four or more runs in a win:	Feb. 25, 2017 (vs. South Alabama) (4) (9-5, 10-9)
Overcame a deficit of five or more runs in a win:	Feb. 14, 2014 (at Arizona State) (5) (7-2, 9-7)
Overcame a deficit of six or more runs in a win:	April 9, 2017 (at Texas Tech) (6) (7-1, 10-9)
Overcame a deficit of seven or more runs in a win:	March 8, 2009 (vs. UAB) (7) (7-0, 11-8)
Overcame a deficit of eight or more runs in a win:	May 13, 2005 (vs. Texas A&M) (8) (8-0)
Overcame a deficit of nine or more runs in a win:	May 19, 2017 (vs. KSU) (9) (12-3, 21-13)
Overcame a deficit of three or more runs in the 9th to win at home:	May 21, 2010 (vs. Oklahoma State) (3) (5-2, 6-5)
Overcame a deficit of three or more runs in the 9th to win on the road:	April 9, 2017 (at Texas Tech) (5) (9-4, 10-9)
Walked 10 or more times in a game:	March 26, 2018 (vs. PVAMU) (12)
Walked 15 or more times in a game:	March 23, 1996 (vs. Texas Tech) (17)
Batted around in back-to-back innings:	April 9, 2013 (vs. UT Arlington, 6th-7th innings)
Batted around in three consecutive innings:	April 23, 2008 (at Texas State, 3rd-5th innings)
Had five or more consecutive hits:	March 26, 2016 (at Dallas Baptist, 3rd inning) (5)
Had six or more consecutive hits:	April 24, 2018 (at TXST, 7th inning) (6)
Had seven or more consecutive hits:	April 3, 2010 (at Missouri, 8th inning) (7)
Had seven or more consecutive batters reach base safely:	Feb. 20, 2016 (vs. Washington, 7th inning) (7)
Had eight or more consecutive batters reach base safely:	April 7, 2013 (vs. West Virginia, 2nd inning) (8)
Had nine or more consecutive batters reach base safely:	April 24, 2018 (at TXST, 7th inning) (10)
Had four or more consecutive extra-base hits:	March 12, 2005 (at Vanderbilt, 4th inn.) (4)
Had six or more extra-base hits in an inning:	Feb. 29, 2008 (vs. Illinois, 2nd inn.) (6)
Had 10 or more extra-base hits in a game:	Feb. 24, 2012 (at UCLA) (10)
Had all nine starters record multiple-hit games:	April 23, 2008 (at Texas State)
Had all nine starters hit safely in a game:	Feb. 22, 2019 (vs. Cornell)
Had all nine starters score a run in a game:	April 27, 2018 (at KSU)
Had all nine starters hit safely and score a run in a game:	April 27, 2018 (at KSU)
Had 10 or more batters hit safely in a game:	April 27, 2018 (at KSU) (12)
Had two players score five runs each in a game:	April 23, 2008 (at Texas State) (Brooks Kimmey & Jon Ringenberg)
Had four consecutive pinch hits:	April 7, 2010 (vs. Northwestern State, 8th inn.) (Andrew Cooley, Jake Miller, Wes Mercurio, Cal Towey)
Stole seven or more bases in a game without being caught:	Feb. 25, 2011 (at Georgia) (7)
Stole eight or more bases in a game:	May 16, 2006 (vs. Dallas Baptist) (8)
Stole nine or more bases in a game:	* Feb. 11, 1992 (vs. St. Mary's) (9)
Stole 15 or more consecutive bases without being caught:	Feb. 19 - Feb. 27, 2011 (17)
Was shut out:	March 9, 2019 (2-0 vs. Nebraska)
Was shut out in consecutive games:	April 23-25, 2014 (2-0 at Texas State; 1-0 vs. Kansas)
Was shut out in three consecutive games:	March 13, 16, 17, 1990 (4-0 vs. Dallas Baptist; 14-0, 2-0 vs. Rice)
No-hit the opposition:	Feb. 15, 2004 (VanAllen/Carlson vs. Loyola Marymount) (7 inn., 1-0)
No-hit the opposition, nine innings:	April 15, 2000 (Kyle Evans vs. Iowa State) (4-0)
Was no-hit:	April 23, 1971 (by Texas Tech's Ruben Garcia) (8 inn.)
One-hit the opposition, nine innings:	April 20, 2018 (6-0 vs. TCU)
Shut out an opponent (7-inning game):	May 9, 2018 (13-0 vs. PVAMU)
Shut out an opponent (9-inning game):	Feb. 15, 2019 (vs. Holy Cross)
Shut out a top-10 opponent (9-inning game):	March 16, 2018 (2-0 vs. No. 8 Texas Tech)
Shut out a ranked opponent (9-inning game):	March 16, 2018 (2-0 vs. No. 8 Texas Tech)
Shut out two consecutive opponents:	Feb. 20 & 22, 2017 (vs. Nevada, at Texas State)
Turned a triple play:	May 1, 2015 (at Kansas, 4th inn.)
Hit into a triple play:	May 12, 2004 (vs. Texas State, 1st inn.)
Walked 15 or more batters:	* March 23, 1996 (vs. Texas Tech) (17)
Struck out 5 or more consecutive batters:	March 16, 2009 (vs. Texas A&M) (5)
Struck out 6 or more consecutive batters:	March 24, 2007 (vs. Texas Tech) (6)
Struck out 12 or more batters (9-inn):	March 9, 2019 (vs. Nebraska)
(12)Struck out 13 or more batters (9-inn):	April 10, 2018 (at SHSU) (13)
Struck out 14 or more batters (9-inn):	Feb. 16, 2019 (vs. Holy Cross) (14)
Struck out 15 or more batters (9-inn):	March 20, 2018 (at DBU) (15)
Struck out 16 or more batters (9-inn):	May 27, 2007 (vs. Oklahoma) (16)
Had consecutive starters with 10 or more strikeouts:	March 5-6, 2010 (vs. Oral Roberts) (Shawn Tolleson & Logan Verrett)
Swept a three-game series:	April 27-29, 2018 (at KSU)
Swept a four-game series:	March 10-13, 2011 (vs. Louisiana Tech)
Swept back-to-back three-game series:	2018 (vs. TCU, at KSU)
Swept three straight three-game series:	2012 (at Missouri, at Kansas State, Texas A&M)
Swept four or more three-game series:	2012 (vs. Texas Tech, vs. Kansas, vs. Oklahoma State, at Missouri, at Kansas State, Texas A&M)
Swept a three-game home series:	Feb. 22-25, 2019 (vs. Cornell)
Swept a three-game home Big 12 series:	April 20-22, 2018 (vs. TCU)
Swept a three-game road series:	April 27-29, 2018 (at KSU)
Swept a three-game road Big 12 series:	April 27-29, 2018 (at KSU)
Was swept in a three-game series:	April 6-8, 2018 (at UT)
Was swept in a three-game home series (non-split series):	April 15-16, 2016 (vs. Oklahoma State)
Was swept in a three-game home Big 12 series (non-split series):	April 15-16, 2016 (vs. Oklahoma State)
Was swept in a three-game road Big 12 series (non-split series):	April 6-8, 2018 (at UT)
Swept a conference home doubleheader:	April 11, 2009 (vs. Missouri)
Swept a conference road doubleheader:	April 3, 2010 (at Missouri)
Swept a non-conference home doubleheader:	Feb. 16, 2019 (vs. Holy Cross)
Swept a non-conference road doubleheader:	March 9, 2008 (at Mississippi State)

* - school record
** - ties school record

2019 SEASON STATISTICS

Record: 11-4 Home: 10-2 Away: 0-0 Neutral: 1-2 Big 12: 0-0

Player	avg	gp-gs	ab	r	h	2b	3b	hr	rbi	tb	slg%	bb	hp	so	gdp	ob%	sf	sh	sb-att	po	a	e	fld%	
33 Wendzel, Davis	.407	15-15	59	16	24	8	0	2	14	38	.644	7	5	11	0	.493	2	0	6-6	11	31	0	1.000	
1 Haring, Cole	.364	9-8	33	9	12	0	0	2	11	18	.545	3	1	5	0	.421	1	0	2-3	12	0	0	1.000	
2 Loftin, Nick	.348	15-15	66	14	23	6	1	2	10	37	.561	6	0	6	3	.397	1	0	4-4	24	34	3	.951	
21 Cunningham, Richard	.333	15-15	66	17	22	7	2	1	9	36	.545	4	3	14	0	.387	2	0	2-2	22	1	1	.958	
14 Bissonette, Josh	.327	15-15	49	12	16	3	1	2	10	27	.551	9	2	8	2	.443	1	1	0-1	27	33	5	.923	
8 Harper, Kyle	.323	10-9	31	4	10	2	0	1	7	15	.484	1	2	3	2	.371	1	0	0-0	80	11	0	1.000	
50 Mueller, Mack	.318	9-7	22	7	7	2	0	1	6	12	.545	3	2	8	0	.429	1	0	0-0	16	1	1	.944	
9 Downey, Davion	.296	15-15	54	14	16	4	0	3	12	29	.537	6	9	14	1	.443	1	1	2-2	28	2	1	.968	
37 Wehsener, Chase	.275	15-13	51	11	14	2	0	0	7	16	.314	5	0	8	0	.339	0	2	0-0	103	5	0	1.000	
25 Thomas, Andy	.250	8-8	24	1	6	3	0	0	6	9	.375	6	0	7	1	.387	1	0	0-0	36	1	0	1.000	

3 Bertelsman, Ryan	.333	8-5	21	4	7	1	1	1	8	13	.619	1	0	4	0	.348	1	1	1-2	0	0	0	.000	
23 Langeliers, Shea	.238	5-5	21	3	5	0	0	0	1	5	.238	4	0	5	1	.360	0	0	0-1	38	5	0	1.000	
11 Martinez, Ricky	.200	6-2	10	0	2	1	0	0	1	3	.300	1	1	4	1	.333	0	0	0-0	2	0	0	1.000	
45 Weaver, Cole	.200	4-2	5	1	1	0	0	0	0	1	.200	0	2	1	0	.429	0	1	0-0	1	0	0	1.000	
13 Seay, Hunter	.000	3-0	3	0	0	0	0	0	0	0	.000	0	0	2	0	.000	0	0	0-0	0	0	0	.000	
20 Raguse, T.J.	.000	3-1	3	0	0	0	0	0	0	0	.000	0	1	2	0	.250	0	0	0-1	0	0	0	.000	
29 Walsh, Jake	.000	1-0	1	0	0	0	0	0	0	0	.000	0	0	0	0	.000	0	0	0-0	1	0	0	1.000	
Totals	.318	15	519	113	165	39	5	15	102	259	.499	56	28	102	11	.405	12	6	17-22	405	134	13	.976	
Opponents	.205	15	487	57	100	14	5	11	50	157	.322	74	14	158	5	.326	2	4	8-13	380	133	19	.964	

LOB - Team (128), Opp (119). DPs turned - Team (11), Opp (11). IBB - Team (0), Opp (1).

(All games Sorted by Earned run avg)

Player	era	w-l	app	gs	cg	sho	sv	ip	h	r	er	bb	so	2b	3b	hr	b/avg	wp	hp	bks	sfa	sha		
24 Winston, Jimmy	0.59	1-0	8	0	0	0/1	0	15.1	12	1	1	4	13	3	0	1	.226	2	4	0	0	0		
10 Leckich, Ryan	0.73	2-0	8	0	0	0/1	0	12.1	8	2	1	4	15	1	0	0	.186	0	1	0	0	0		
41 Boyd, Luke	2.45	1-0	7	1	0	0/0	0	11.0	3	3	3	7	19	1	0	0	.086	1	0	0	0	0		
40 Dickens, Paul	4.00	1-1	5	2	0	0/0	0	18.0	18	8	8	6	23	4	3	1	.261	2	0	0	1	0		
28 Kettler, Hayden	4.64	2-2	4	4	0	0/2	0	21.1	17	12	11	8	23	1	0	4	.215	2	5	0	0	1		
34 Needham, Anderson	6.55	1-0	4	2	0	0/0	0	11.0	8	8	8	15	14	1	0	0	.211	6	0	0	0	1		

15 Hill, Kyle	0.00	2-0	7	0	0	0/0	2	7.1	2	0	0	3	10	0	0	0	.087	0	0	0	1	0		
36 Segner, Ryan	0.00	0-0	2	0	0	0/1	0	1.2	0	0	0	0	2	0	0	0	.000	0	0	0	0	0		
2 Loftin, Nick	0.00	0-0	1	0	0	0/0	0	1.0	1	0	0	0	1	0	0	0	.250	0	0	0	0	0		
31 Caruso, Daniel	2.08	1-0	6	0	0	0/0	0	8.2	6	2	2	4	9	1	0	1	.188	0	0	0	0	0		
30 Ashkinos, Jacob	2.25	0-0	4	0	0	0/0	0	4.0	2	1	1	3	3	0	0	1	.143	2	1	0	0	0		
22 Helton, Blake	3.00	0-0	3	0	0	0/1	0	6.0	5	2	2	1	2	0	1	0	.227	0	0	0	0	1		
18 Bradford, Cody	4.91	0-0	3	3	0	0/0	0	7.1	6	6	4	4	9	0	1	1	.214	0	0	0	0	1		
16 Thomas, Tyler	7.27	0-1	3	3	0	0/0	0	8.2	10	9	7	12	13	2	0	1	.278	1	3	0	0	0		
55 Gilbert, William	20.25	0-0	2	0	0	0/1	0	1.1	2	3	3	3	2	0	0	1	.333	1	0	0	0	0		
Totals	3.40	11-4	15	15	0	2/2	2	135.0	100	57	51	74	158	14	5	11	.205	17	14	0	2	4		
Opponents	7.18	4-11	15	15	0	1/1	2	126.2	165	113	101	56	102	39	5	15	.318	23	28	4	12	6		

PB - Team (3), Harper 3, Opp (3). SBA/ATT - Harper (5-6), Winston (3-5), Langeliers (3-4), Leckich (2-3), Kettler (1-2), Dickens (1-2), Hill, K. (1-1), Thomas, A. (0-1).

SEASON RESULTS

Date	Opponent	Score	Inns	Overall	Big 12	Pitcher of record	Attend	Time
Feb 15, 2019	HOLY CROSS	w 12-0	9	1-0-0	0-0-0	Kettler (W 1-0)	2205	3:18
Feb 16, 2019	HOLY CROSS-1	w 8-5	(10)	2-0-0	0-0-0	Hill, K. (W 1-0)	1869	3:55
Feb 16, 2019	HOLY CROSS-2	w 8-5	9	3-0-0	0-0-0	Caruso (W 1-0)	1837	3:40
Feb 17, 2019	HOLY CROSS	w 6-1	9	4-0-0	0-0-0	Leckich (W 1-0)	1578	2:45
Feb 22, 2019	CORNELL	w 17-0	9	5-0-0	0-0-0	Kettler (W 2-0)	1680	2:59
Feb 23, 2019	CORNELL	w 10-3	9	6-0-0	0-0-0	Dickens (W 1-0)	1878	3:07
Feb 24, 2019	CORNELL	w 12-4	9	7-0-0	0-0-0	Needham (W 1-0)	1300	3:14
Feb 26, 2019	DALLAS BAPTIST	w 10-4	9	8-0-0	0-0-0	Leckich (W 2-0)	1388	3:32
Mar 01, 2019	vs Texas A&M	L 2-5	9	8-1-0	0-0-0	Kettler (L 2-1)	7296	2:24
Mar 02, 2019	vs Rice	L 3-6	9	8-2-0	0-0-0	Thomas, T. (L 0-1)	10063	2:52
Mar 03, 2019	vs Texas State	w 5-4	9	9-2-0	0-0-0	Hill, K. (W 2-0)	8204	3:12
Mar 08, 2019	NEBRASKA	L 4-12	9	9-3-0	0-0-0	Kettler (L 2-2)	1586	3:09
Mar 09, 2019	NEBRASKA	L 0-2	9	9-4-0	0-0-0	Dickens (L 1-1)	1970	2:25
Mar 10, 2019	NEBRASKA	w 10-3	9	10-4-0	0-0-0	Winston (W 1-0)	1420	3:15
Mar 13, 2019	ABILENE CHRISTIAN	w 6-3	9	11-4-0	0-0-0	Boyd (W 1-0)	1999	3:05

() extra inning game

BAYLOR GAME-BY-GAME**Team Game-by-Game for Baylor (as of Mar 14, 2019)
Batting (All games)**

Date	Opponent	ab	r	h	rbi	2b	3b	hr	tb	bb	ibb	sb	cs	hbp	sac	sf	gdp	k	po	a	e	lob	avg
Feb 15	HOLY CROSS	30	12	9	6	2	0	0	11	10	0	0	1	5	1	2	0	5	27	4	0	12	.300
Feb 16	HOLY CROSS	42	8	15	7	2	0	1	20	4	0	1	1	4	1	1	0	9	30	15	2	15	.333
Feb 16	HOLY CROSS	36	8	14	8	2	1	0	18	6	0	4	0	1	0	2	0	7	27	4	4	13	.352
Feb 17	HOLY CROSS	33	6	10	6	3	0	1	16	2	0	2	0	2	2	0	0	3	27	13	0	9	.340
Feb 22	CORNELL	40	17	18	16	1	2	3	32	8	0	1	0	2	0	0	2	3	27	5	0	9	.365
Feb 23	CORNELL	36	10	13	9	6	0	0	19	2	0	2	0	2	0	2	0	5	27	5	1	8	.364
Feb 24	CORNELL	40	12	16	12	6	0	2	28	2	0	2	0	4	0	1	0	2	27	10	0	11	.370
Feb 26	DALLAS BAPTIST	34	10	14	10	0	0	4	26	4	0	0	1	2	0	1	2	6	27	8	1	7	.375
Mar 01	vs Texas A&M	30	2	6	2	1	0	0	7	0	0	1	0	1	0	1	2	15	24	9	1	3	.358
Mar 02	vs Rice	32	3	6	3	2	2	0	12	1	0	1	0	0	0	1	0	12	27	12	0	4	.343
Mar 03	vs Texas State	36	5	9	5	3	0	1	15	3	0	0	0	0	1	0	1	7	27	8	0	8	.334
Mar 08	NEBRASKA	33	4	8	2	4	0	0	12	2	0	0	0	1	0	1	2	10	27	11	3	6	.327
Mar 09	NEBRASKA	28	0	1	0	0	0	0	1	1	0	1	0	2	0	0	1	6	27	11	1	4	.309
Mar 10	NEBRASKA	39	10	18	10	4	0	0	22	5	0	0	1	1	0	0	0	4	27	9	0	11	.321
Mar 13	ABILENE CHRISTIAN	30	6	8	6	3	0	3	20	6	0	2	1	1	1	0	1	8	27	10	0	8	.318
Totals		519	113	165	102	39	5	15	259	56	0	17	5	28	6	12	11	102	405	134	13	128	.318

2019 Baylor Bears Baseball**Team Game-by-Game for Baylor (as of Mar 14, 2019)
Pitching (All games)**

Date	Opponent	ip	h	r	er	bb	so	2b	3b	hr	wp	bk	hbp	dp	ibb	score	w-l	sv	era
Feb 15	HOLY CROSS	9.0	5	0	0	1	11	0	0	0	1	0	2	0	0	12-0	1-0	0	0.00
Feb 16	HOLY CROSS	10.0	9	5	4	7	14	1	0	1	0	0	2	1	0	8-5	2-0	0	1.89
Feb 16	HOLY CROSS	9.0	7	5	3	5	11	3	1	0	1	0	0	0	0	8-5	3-0	1	2.25
Feb 17	HOLY CROSS	9.0	4	1	1	5	11	0	0	0	1	0	0	0	0	6-1	4-0	1	1.95
Feb 22	CORNELL	9.0	4	0	0	1	11	0	0	0	1	0	1	1	0	17-0	5-0	1	1.57
Feb 23	CORNELL	9.0	5	3	2	7	11	2	0	0	1	0	1	0	0	10-3	6-0	1	1.64
Feb 24	CORNELL	9.0	7	4	4	5	12	2	0	1	0	0	1	2	0	12-4	7-0	1	1.97
Feb 26	DALLAS BAPTIST	9.0	9	4	4	3	11	2	1	0	0	0	0	2	0	10-4	8-0	1	2.22
Mar 01	vs Texas A&M	8.0	5	5	5	4	5	1	0	2	1	0	1	0	0	2-5	8-1	1	2.56
Mar 02	vs Rice	9.0	9	6	6	8	12	2	1	2	1	0	1	0	1	3-6	8-2	1	2.90
Mar 03	vs Texas State	9.0	6	4	4	5	10	0	1	0	4	0	0	2	0	5-4	9-2	1	3.00
Mar 08	NEBRASKA	9.0	12	12	11	8	10	1	1	3	2	0	3	0	0	4-12	9-3	1	3.67
Mar 09	NEBRASKA	9.0	8	2	1	4	12	0	0	0	0	0	0	1	0	0-2	9-4	1	3.46
Mar 10	NEBRASKA	9.0	4	3	3	8	9	0	0	0	4	0	2	1	0	10-3	10-4	1	3.43
Mar 13	ABILENE CHRISTIAN	9.0	6	3	3	3	8	0	0	2	0	0	0	1	0	6-3	11-4	2	3.40
Totals		135.0	100	57	51	74	158	14	5	11	17	0	14	11	1	113-57	11-4	2	3.40

TEAM GAME HIGHS

TEAM GAME HIGHS

Batting

At bats:	42	-	vs Holy Cross (Feb 16, 2019)
Runs scored:	17	-	vs Cornell (Feb 22, 2019)
Hits:	18	-	vs Cornell (Feb 22, 2019)
	18	-	vs Nebraska (Mar 10, 2019)
RBIs:	16	-	vs Cornell (Feb 22, 2019)
Doubles:	6	-	vs Cornell (Feb 23, 2019)
	6	-	vs Cornell (Feb 24, 2019)
Triples:	2	-	vs Cornell (Feb 22, 2019)
	2	-	vs Rice (Mar 02, 2019 at Houston, Texas)
Home runs:	4	-	vs Dallas Baptist (Feb 26, 2019)
Total bases:	32	-	vs Cornell (Feb 22, 2019)
Walks:	10	-	vs Holy Cross (Feb 15, 2019)
Strikeouts:	15	-	vs Texas A&M (Mar 01, 2019 at Houston, Texas)
Sac hits:	2	-	vs Holy Cross (Feb 17, 2019)
Sac flies:	2	-	vs Holy Cross (Feb 15, 2019)
	2	-	vs Holy Cross (Feb 16, 2019)
	2	-	vs Cornell (Feb 23, 2019)
Stolen bases:	4	-	vs Holy Cross (Feb 16, 2019)
Hit by pitch:	5	-	vs Holy Cross (Feb 15, 2019)
Caught stealing:	1	-	(4 times)
Runners LOB:	15	-	vs Holy Cross (Feb 16, 2019)
Hit into DP:	2	-	(4 times)

Fielding

Putouts:	30	-	vs Holy Cross (Feb 16, 2019)
Assists:	15	-	vs Holy Cross (Feb 16, 2019)
Errors:	4	-	vs Holy Cross (Feb 16, 2019)
Passed balls:	1	-	vs Holy Cross (Feb 17, 2019)
	1	-	vs Cornell (Feb 24, 2019)
	1	-	vs Texas State (Mar 03, 2019 at Houston, Texas)
DPs turned:	2	-	vs Cornell (Feb 24, 2019)
	2	-	vs Dallas Baptist (Feb 26, 2019)
	2	-	vs Texas State (Mar 03, 2019 at Houston, Texas)

Pitching

Innings pitched:	10.0	-	vs Holy Cross (Feb 16, 2019)
Runs allowed:	12	-	vs Nebraska (Mar 08, 2019)
Earned runs:	11	-	vs Nebraska (Mar 08, 2019)
Walks allowed:	8	-	vs Rice (Mar 02, 2019 at Houston, Texas)
	8	-	vs Nebraska (Mar 08, 2019)
	8	-	vs Nebraska (Mar 10, 2019)
Strikeouts:	14	-	vs Holy Cross (Feb 16, 2019)
Hits allowed:	12	-	vs Nebraska (Mar 08, 2019)
Doubles allowed:	3	-	vs Holy Cross (Feb 16, 2019)
Triples allowed:	1	-	(5 times)
Homers allowed:	3	-	vs Nebraska (Mar 08, 2019)
Wild pitches:	4	-	vs Texas State (Mar 03, 2019 at Houston, Texas)
	4	-	vs Nebraska (Mar 10, 2019)

TEAM GAME HIGHS

INDIVIDUAL GAME HIGHS

Batting

At bats:	6	-	Loftin, Nick vs Holy Cross (Feb 16, 2019)
	6	-	Loftin, Nick vs Cornell (Feb 24, 2019)
Runs scored:	3	-	(8 times)
Hits:	5	-	Cunningham, Richard vs Holy Cross (Feb 16, 2019)
RBI:	5	-	Wehsener, Chase vs Cornell (Feb 22, 2019)
Doubles:	3	-	Thomas, Andy vs Nebraska (Mar 10, 2019)
Triples:	1	-	(5 times)
Home runs:	2	-	Downey, Davion vs Dallas Baptist (Feb 26, 2019)
	2	-	Wendzel, Davis vs Dallas Baptist (Feb 26, 2019)
Total bases:	9	-	Cunningham, Richard vs Holy Cross (Feb 16, 2019)
	9	-	Downey, Davion vs Dallas Baptist (Feb 26, 2019)
Walks:	3	-	Wehsener, Chase vs Nebraska (Mar 10, 2019)
Strikeouts:	3	-	Martinez, Ricky vs Texas A&M (Mar 01, 2019 at Houston, Texas)
	3	-	Thomas, Andy vs Texas A&M (Mar 01, 2019 at Houston, Texas)
	3	-	Wendzel, Davis vs Rice (Mar 02, 2019 at Houston, Texas)
Sac hits:	1	-	(5 times)
Sac flies:	1	-	(12 times)
Stolen bases:	2	-	Loftin, Nick vs Holy Cross (Feb 16, 2019)
	2	-	Haring, Cole vs Holy Cross (Feb 17, 2019)
	2	-	Wendzel, Davis vs Cornell (Feb 24, 2019)
Hit by pitch:	2	-	Downey, Davion vs Holy Cross (Feb 15, 2019)
	2	-	Downey, Davion vs Cornell (Feb 24, 2019)
	2	-	Downey, Davion vs Dallas Baptist (Feb 26, 2019)
Caught stealing:	1	-	(4 times)
Runners LOB:	5	-	Cunningham, Richard vs Holy Cross (Feb 16, 2019)

Fielding

Putouts:	14	-	Thomas, Andy vs Rice (Mar 02, 2019 at Houston, Texas)
Assists:	5	-	Loftin, Nick vs Holy Cross (Feb 16, 2019)
	5	-	Wendzel, Davis vs Holy Cross (Feb 17, 2019)
	5	-	Bissonette, Josh vs Cornell (Feb 24, 2019)
Errors:	2	-	Bissonette, Josh vs Holy Cross (Feb 16, 2019)
Passed balls:	1	-	Harper, Kyle vs Holy Cross (Feb 17, 2019)
	1	-	Harper, Kyle vs Cornell (Feb 24, 2019)
	1	-	Harper, Kyle vs Texas State (Mar 03, 2019 at Houston, Texas)

Pitching

Innings pitched:	7.0	-	Kettler, Hayden vs Holy Cross (Feb 15, 2019)
Runs allowed:	7	-	Kettler, Hayden vs Nebraska (Mar 08, 2019)
Earned runs:	6	-	Kettler, Hayden vs Nebraska (Mar 08, 2019)
Walks allowed:	5	-	Thomas, Tyler vs Cornell (Feb 23, 2019)
	5	-	Needham, Anderson vs Nebraska (Mar 10, 2019)
Strikeouts:	9	-	Kettler, Hayden vs Cornell (Feb 22, 2019)
Hits allowed:	6	-	Kettler, Hayden vs Nebraska (Mar 08, 2019)
Doubles allowed:	2	-	Dickens, Paul vs Holy Cross (Feb 16, 2019)
Triples allowed:	1	-	(5 times)
Homers allowed:	2	-	Kettler, Hayden vs Texas A&M (Mar 01, 2019 at Houston, Texas)
	2	-	Kettler, Hayden vs Nebraska (Mar 08, 2019)

RECORD WHEN...

Score by innings	1	2	3	4	5	6	7	8	9	EX	Total
Baylor	9	15	14	15	11	18	13	9	5	4	113
Opponents	11	4	8	11	7	3	0	8	4	1	57

Record when ...

Overall	11-4	After 6 leading	8-0
Conference	0-0 trailing	2-4
Non-Conference	11-4 tied	1-0
Home games	10-2	After 7 leading	9-0
Away games	0-0 trailing	1-4
Neutral site	1-2 tied	1-0
Day games	7-2	After 8 leading	9-0
Night games	4-2 trailing	1-4
vs Left starter	1-3 tied	1-0
vs Right starter	10-1		
1-Run games	1-0	Hit 0 home runs	4-4
2-Run games	0-1	... 1 home run	3-0
5+Run games	7-1	... 2+ home runs	4-0
Extra innings	1-0		
Shutouts	2-1	Opponent 0 home runs	8-1
	 1 home run	2-0
Scoring 0-2 runs	0-2 2+ HRs	1-3
..... 3-5 runs	1-2		
..... 6-9 runs	4-0	Made 0 errors	7-1
..... 10+ runs	6-0 1 error	2-2
	 2+ errors	2-1
Opponent 0-2 runs	3-1		
..... 3-5 runs	8-1	Opp. made 0 errors	1-2
..... 6-9 runs	0-1 1 error	4-2
..... 10+ runs	0-1 2+ errors	6-0
Scored in 1st inning	5-1	Out-hit opponent	11-1
Opp. scored in 1st	3-2	Out-hit by opponent	0-3
Scores first	7-1	Hits are tied	0-0
Opp. scores first	4-3		

Record when team scores:

Runs	0	1	2	3	4	5	6	7	8	9	10+
W-L	0-1	0-0	0-1	0-1	0-1	1-0	2-0	0-0	2-0	0-0	6-0

Record when opponent scores:

Runs	0	1	2	3	4	5	6	7	8	9	10+
W-L	2-0	1-0	0-1	3-0	3-0	2-1	0-1	0-0	0-0	0-0	0-1

Record when leading after:

Inn.	1	2	3	4	5	6	7	8
W-L	3-0	5-0	5-0	6-0	7-0	8-0	9-0	9-0

Record when trailing after:

Inn.	1	2	3	4	5	6	7	8
W-L	1-1	2-2	3-2	2-4	3-4	2-4	1-4	1-4

Record when tied after:

Inn.	1	2	3	4	5	6	7	8
W-L	7-3	4-2	3-2	3-0	1-0	1-0	1-0	1-0

Current winning streak: 2
 Longest winning streak: 8
 Longest losing streak: 2

Home attendance : 20710 (12 dates avg = 1725)
 Away attendance : 25563 (3 dates avg = 8521)
 Total attendance: 46273 (15 dates avg = 3084)

SEASON/CAREER STATS

2019 Baylor Bears Baseball
 Individual Season/Career Summary for Baylor (as of Mar 14, 2019)
 (All games Sorted by Batting avg)

Record: 11-4 Home: 10-2 Away: 0-0 Neutral: 1-2 Big 12: 0-0

Player	SEASON													CAREER												
	Avg	G-GS	AB	R	H	2B	3B	HR	RBI	BB	Hbp	SO	Sb-Att	Avg	G-GS	AB	R	H	2B	3B	HR	RBI	BB	Hbp	SO	Sb-Att
33 Wenzel, Davis	.407	15-15	59	16	24	8	0	2	14	7	5	11	6-6	.320	123-120	428	88	137	37	3	18	93	76	21	73	10-14
1 Haring, Cole	.364	9-8	33	9	12	0	0	2	11	3	1	5	2-3	.269	65-64	249	49	67	13	2	9	43	20	6	67	6-9
2 Lottin, Nick	.348	15-15	66	14	23	6	1	2	10	6	0	6	4-4	.316	70-68	288	66	91	18	1	8	46	27	2	26	9-12
21 Cunningham, Richard	.333	15-15	66	17	22	7	2	1	9	4	3	14	2-2	.316	170-166	639	132	202	45	12	20	102	45	30	129	13-17
14 Bissonette, Josh	.327	15-15	49	12	16	3	1	2	10	9	2	8	0-1	.266	179-177	579	97	154	23	3	12	92	91	16	87	5-10
8 Harper, Kyle	.323	10-9	31	4	10	2	0	1	7	2	2	3	0-0	.323	10-9	31	4	10	2	0	1	7	2	2	3	0-0
50 Mueller, Mack	.318	9-7	22	7	7	2	0	1	6	3	2	8	0-0	.318	9-7	22	7	7	2	0	1	6	3	2	8	0-0
9 Downey, Davon	.296	15-15	54	14	16	4	0	3	12	6	9	14	2-2	.231	15-15	91	18	21	4	0	5	16	11	9	30	7-7
37 Wehsener, Chase	.275	15-13	51	11	14	2	0	0	7	5	0	8	0-0	.275	15-13	51	11	14	2	0	0	7	5	0	8	0-0
25 Thomas, Andy	.250	8-8	24	1	6	3	0	0	6	6	0	7	0-0	.327	80-70	260	43	85	14	2	2	48	52	3	38	4-5
3 Bertsman, Ryan	.333	8-5	21	4	7	1	1	1	8	1	0	4	1-2	.292	11-5	24	4	7	1	1	1	8	1	0	6	1-2
23 Langellers, Shea	.238	5-5	21	3	5	0	0	0	1	4	0	5	0-1	.279	118-118	458	95	128	32	4	21	83	63	5	87	5-10
11 Martinez, Ricky	.200	6-2	10	0	2	1	0	0	1	1	1	4	0-0	.200	6-2	10	0	2	1	0	0	1	1	1	4	0-0
45 Weaver, Cole	.200	4-2	5	1	1	0	0	0	0	0	2	1	0-0	.250	21-3	20	5	5	0	0	0	2	1	2	3	0-0
13 Seay, Hunter	.000	3-0	3	0	0	0	0	0	0	0	0	2	0-0	.227	16-3	22	5	5	0	0	0	0	3	0	8	0-0
20 Reguse, T.J.	.000	3-1	3	0	0	0	0	0	0	0	1	2	0-1	.289	123-106	370	67	107	17	0	3	60	60	4	62	8-13
29 Walsh, Jake	.000	1-0	1	0	0	0	0	0	0	0	0	0	0-0	.000	1-0	1	0	0	0	0	0	0	0	0	0	0-0
Totals	.318	15-15	519	113	165	39	5	15	102	56	28	102	17-22	.287	11-5	24	4	7	1	1	1	8	1	0	6	1-2
Opponents	.205	15-15	487	57	100	14	5	11	50	74	14	158	8-13													

(All games Sorted by Earned run avg)

Player	SEASON													CAREER												
	ERA	W-L	App	GS	CG	Sho	Sv	IP	H	R	ER	BB	SO	ERA	W-L	App	GS	CG	Sho	Sv	IP	H	R	ER	BB	SO
24 Winston, Jimmy	0.59	1-0	8	0	0	0	0	15.1	12	1	1	4	13	1.53	3-0	19	2	0	0	0	35.1	29	7	6	13	25
10 Leckich, Ryan	0.73	2-0	8	0	0	0	0	12.1	8	2	1	4	15	4.30	5-2	35	3	0	0	0	52.1	53	28	25	19	47
41 Boyd, Luke	2.45	1-0	7	1	0	0	0	11.0	3	3	3	7	19	7.02	2-1	23	2	0	0	0	33.1	34	26	26	27	36
40 Dickens, Paul	4.00	1-1	5	2	0	0	0	18.0	18	8	8	6	23	4.00	1-1	5	2	0	0	0	18.0	18	8	8	6	23
28 Kettler, Hayden	4.64	2-2	4	4	0	0	0	21.1	17	12	11	8	23	3.81	13-6	39	24	0	0	0	146.1	138	82	62	63	106
34 Needham, Anderson	6.55	1-0	4	2	0	0	0	11.0	8	8	8	15	14	6.55	1-0	4	2	0	0	0	11.0	8	8	8	15	14
15 Hill, Kyle	0.00	2-0	7	0	0	0	2	7.1	2	0	0	3	10	3.38	10-8	77	11	0	0	3	149.0	123	68	56	94	142
36 Segner, Ryan	0.00	0-0	2	0	0	0	0	1.2	0	0	0	0	2	0.00	0-0	2	0	0	0	0	1.2	0	0	0	0	2
2 Lottin, Nick	0.00	0-0	1	0	0	0	0	1.0	1	0	0	0	1	0.00	0-0	3	0	0	0	0	3.0	1	0	0	0	4
31 Caruso, Daniel	2.08	1-0	6	0	0	0	0	8.2	6	2	2	4	9	6.23	1-0	11	0	0	0	0	13.0	15	10	9	7	10
30 Ashkino, Jacob	2.25	0-0	4	0	0	0	0	4.0	2	1	1	3	3	4.85	0-2	14	3	0	0	0	29.2	28	18	16	21	30
22 Helton, Blake	3.00	0-0	3	0	0	0	0	6.0	5	2	2	1	2	3.00	0-0	3	0	0	0	0	6.0	5	2	2	1	2
18 Bradford, Cody	4.91	0-0	3	3	0	0	0	7.1	6	6	4	4	9	4.95	6-3	38	18	0	0	3	96.1	96	70	53	45	92
16 Thomas, Tyler	7.27	0-1	3	3	0	0	0	8.2	10	9	7	12	13	3.92	3-4	19	17	0	0	0	62.0	48	34	27	67	72
55 Gilbert, William	20.25	0-0	2	0	0	0	0	1.1	2	3	3	3	2	20.25	0-0	2	0	0	0	0	1.1	2	3	3	3	2
Totals	3.40	11-4	15	15	0	2	2	135.0	100	57	51	74	158													
Opponents	7.18	4-11	15	15	0	1	2	126.2	165	113	101	56	102													



2018 GAME-BY-GAME

#30 Ashkinos, Jacob - 4 appearances (All games)

Date	Opponent	GS	IP	H	R	ER	BB	SO	2B	3B	HR	WP	BK	HBP	IBB	Score	W-L	Sv	ERA	NP
Mar 03	vs Texas State	1.0	0	0	0	0	0	0	0	0	0	0	0	0	0	5-4	0-0	0	0.00	10
Mar 08	NEBRASKA	1.0	1	0	0	2	2	0	0	0	0	1	0	0	0	4-12	0-0	0	0.00	34
Mar 10	NEBRASKA	1.0	0	0	0	0	0	0	0	0	0	1	0	1	0	10-3	0-0	0	0.00	12
Mar 13	ABILENE CHRISTIAN	1.0	1	1	1	1	1	1	0	0	1	0	0	0	0	6-3	0-0	0	2.25	20
Totals		0	4.0	2	1	1	3	3	0	0	1	2	0	1	0	25-22	0-0	0	2.25	-

30 - JACOB ASHKINOS

RHP • R/R • 6-1 • 225 • R-SO • 1L

ALEDO, TEXAS

(ALEDO HS)

2019 SEASON HIGHS

Relief Innings: 1.0 (4x, last 3/13 vs. ACU)

Starter Innings: N/A

Strikeouts: 2 (vs. Nebraska 3/8)

Scoreless Appearance Streak: 3 appearances

(March 3-March 10)

Winning Streak: N/A

CAREER GAME HIGHS

Relief Innings: 3.0 (2-18-18 vs. HBU)

Starter Innings: 4.0 (3x, last 3-25-18 vs. KU)

Strikeouts: 9 (3-20-18 at DBU)

Scoreless Appearance Streak: 3 appearances

(March 3-March 10, 2019)

Winning Streak: N/A

ASHKINOS CAREER STATS																						
Season	ERA	W-L	APP-GS	CG	SHO	SV	IP	H	R	ER	BB	SO	2B	3B	HR	BF	B/AVG	WP	HBP	BK	SFA	SHA
2018	5.26	0-2	10-3	0	0	0	25.2	26	17	15	18	27	7	2	3	121	.257	3	1	0	1	0
2019	2.25	0-0	4-0	0	0	0	4.0	2	1	1	3	3	0	0	1	18	.143	2	1	0	0	0
CAREER	4.86	0-2	14-3	0	0	0	29.2	28	18	16	21	30	7	2	4	139	.243	5	2	0	1	0



2019 GAME-BY-GAME

#3 Bertelsman, Ryan - 8 games (All games)

Date	Opponent	Pos	AB	R	H	RBI	2B	3B	HR	BB	SB	CS	HBP	SAC	SF	GDP	K	PO	A	E	Avg	
Feb 15	HOLY CROSS	ph	1	0	1	0	0	0	0	0	0	1	0	0	0	0	0	0	0	0	0	1.000
Feb 16	HOLY CROSS-1	ph/dh	4	3	3	3	0	0	1	0	0	0	0	0	0	0	0	0	0	0	0	.800
Feb 16	HOLY CROSS-2	*dh	3	0	0	1	0	0	0	0	0	0	0	0	1	0	1	0	0	0	.500	
Feb 17	HOLY CROSS	*dh	3	0	1	0	0	0	0	0	0	0	0	0	1	0	0	0	0	0	.455	
Feb 22	CORNELL	*dh	4	1	1	2	1	0	0	0	0	0	0	0	0	0	1	0	0	0	.400	
Mar 02	vs Rice	*dh	4	0	1	2	0	1	0	0	0	0	0	0	0	0	2	0	0	0	.368	
Mar 09	NEBRASKA	*dh	2	0	0	0	0	0	1	0	0	0	0	0	0	0	0	0	0	0	.333	
Mar 13	ABILENE CHRISTIAN	pr	0	0	0	0	0	0	0	1	0	0	0	0	0	0	0	0	0	0	.333	
Totals		5gs	21	4	7	8	1	1	1	1	1	1	0	1	1	0	4	0	0	0	.333	

On base pct. .348 • Slugging pct. .619

3 — RYAN BERTELSMAN

OF • R/R • 6-0 • 195 • R-SO • 1L

FRIENDSWOOD, TEXAS

(FRIENDSWOOD HS)

2019 SEASON HIGHS


- Hits: 3 vs. Holy Cross (2/16/19)
- Runs: 3 vs. Holy Cross (2/16/19)
- Doubles: 1 vs. Cornell (2/22/19)
- Triples: 1 vs. Rice (3/2/19)
- Homers: 1 vs. Holy Cross (2/16/19)
- Total Bases: 6 vs. Holy Cross (2/16/19)
- RBI: 3 vs. Holy Cross (2/16/19)
- Walks: 1 vs. Nebraska (3/9/19)
- Steals: 1 vs. ACU (3/13/19)
- Hitting Streak: 2 games (2/15-2/16)
- On-Base Streak: 2 games (2/15-2/16)

CAREER HIGHS

vs. N/A

- Hits: 3 vs. Holy Cross (2/16/19)
- Runs: 3 vs. Holy Cross (2/16/19)
- Doubles: 1 vs. Cornell (2/22/19)
- Triples: 1 vs. Rice (3/2/19)
- Homers: 1 vs. Holy Cross (2/16/19)
- Total Bases: 6 vs. Holy Cross (2/16/19)
- RBI: 3 vs. Holy Cross (2/16/19)
- Walks: 1 vs. Nebraska (3/9/19)
- Steals: 1 vs. ACU (3/13/19)
- Hitting Streak: 2 games (2/15-2/16/19)
- On-Base Streak: 2 games (2/15-2/16/19)

BERTELSMAN'S CAREER STATS																						
Season	AVG.	GP-GS	AB	R	H	2B	3B	HR	RBI	SLG%	BB	HBP	SO	GDP	OB%	SF	SH	SB	PO	A	E	FLD%
2017	.000	3-0	3	0	0	0	0	0	0	.000	0	0	2	0	.000	0	0	0	0	0	0	.000
2019	.333	8-5	21	4	7	1	1	1	8	.619	1	0	4	0	.348	1	1	1	0	0	0	.000
CAREER	.292	11-5	24	4	7	1	1	1	8	.542	1	0	6	0	.308	1	1	1	0	0	0	.000



2019 GAME-BY-GAME

#14 Bissonette, Josh - 15 games (All games)

Date	Opponent	Pos	AB	R	H	RBI	2B	3B	HR	BB	SB	CS	HBP	SAC	SF	GDP	K	PO	A	E	Avg	
Feb 15	HOLY CROSS	*2b	3	0	0	1	0	0	0	0	0	0	1	0	1	0	0	2	0	0	.000	
Feb 16	HOLY CROSS-1	*2b	2	1	2	1	0	0	0	2	0	0	0	1	0	0	0	1	2	1	.400	
Feb 16	HOLY CROSS-2	*2b	3	0	0	0	0	0	0	1	0	0	0	1	0	0	2	3	1	2	.250	
Feb 17	HOLY CROSS	*2b	3	1	2	1	0	0	0	1	0	0	0	0	0	0	0	1	3	0	.364	
Feb 22	CORNELL	*2b	4	3	2	2	0	1	1	1	0	0	0	0	0	1	0	0	3	0	.400	
Feb 23	CORNELL	*2b	4	1	2	1	2	0	0	0	0	0	0	0	0	0	0	3	2	0	.421	
Feb 24	CORNELL	*2b	3	1	1	1	0	0	0	1	0	0	0	0	0	0	0	1	5	0	.409	
Feb 26	DALLAS BAPTIST	*2b	4	1	1	0	0	0	0	0	0	0	0	0	0	1	0	0	2	0	.385	
Mar 01	vs Texas A&M	*2b	3	0	1	0	0	0	0	0	0	0	0	0	0	0	2	0	3	1	.379	
Mar 02	vs Rice	*2b	3	0	1	0	1	0	0	0	0	0	0	0	0	0	0	2	3	0	.375	
Mar 03	vs Texas State	*2b	3	0	0	0	0	0	0	1	0	0	0	0	0	0	0	4	1	0	.343	
Mar 08	NEBRASKA	*2b	3	1	0	0	0	0	0	1	0	0	0	0	0	0	2	3	2	1	.316	
Mar 09	NEBRASKA	*2b	3	0	0	0	0	0	0	0	0	0	0	0	0	0	1	3	3	0	.293	
Mar 10	NEBRASKA	*2b	4	2	3	1	0	0	0	1	0	1	0	0	0	0	0	2	0	0	.333	
Mar 13	ABILENE CHRISTIAN	*2b	4	1	1	2	0	0	1	0	0	0	0	0	0	0	1	2	3	0	.327	
Totals			15gs	49	12	16	10	3	1	2	9	0	1	2	1	1	2	8	27	33	5	.327

On base pct. .443 • Slugging pct. .551

14 — JOSH BISSONETTE

IF • R/R • 6-0 • 185 • SR • 3L

ANAHEIM HILLS, CALIF.

(ORANGE LUTHERAN HS)

2019 SEASON HIGHS

- Hits: 3 (3-10 vs. Nebraska)
- Runs: 3 (2-22 vs. Cornell)
- Doubles: 2 (2-23 vs. Cornell)
- Triples: 1 (2-22 vs. Cornell)
- Homers: 1 (2x, last 3/13 vs. ACU)
- RBI: 2 (2x, last 3/13 vs. ACU)
- Walks: 2 (2-16 vs. Holy Cross)
- Steals: N/A
- Hitting Streak: 7 (Feb. 17-March 2)
- On-Base Streak: 12 (Feb. 15-March 8)

CAREER HIGHS

- Hits: 4 (3-26-16 at DBU)
- Runs: 3 (3-26-16 at DBU)
- Doubles: 2 (2x, last 2-23-19 vs. Cornell)
- Triples: 1 (3x, last 2-22-19 vs. Cornell)
- Homers: 2 (3-26-16 at DBU)
- Total Bases: 11 (3-26-16 at DBU)
- RBI: 5 (5-8-18 vs. PVAMU)
- Walks: 3 (2x, last 2-18-17 vs. Niagara)
- Steals: 1 (4x, last 3-11-18 vs. GW)
- Hitting Streak: 7 (Feb. 17-March 2, 2019)
- On-Base Streak: 14 (March 13-April 8, 2016)

BISSONETTE'S CAREER STATS

Season	AVG.	GP-GS	AB	R	H	2B	3B	HR	RBI	SLG%	BB	HBP	SO	GDP	OB%	SF	SH	SB	PO	A	E	FLD%
2016	.236	52-52	157	28	37	3	0	3	22	.312	29	5	21	3	.366	3	7	1	76	142	8	.965
2017	.272	55-53	180	25	49	7	1	0	21	.322	26	2	25	1	.370	0	10	2	117	128	6	.907
2018	.269	57-57	193	32	52	10	1	7	39	.440	27	7	33	7	.374	3	6	2	100	134	4	.983
2019	.327	15-15	49	12	16	3	1	2	10	.551	9	2	8	2	.443	1	1	0	27	33	5	.923
CAREER	.266	179-177	579	97	154	23	3	12	92	.378	91	16	87	13	.377	7	24	5	320	437	23	.971



2019 GAME-BY-GAME

#41 Boyd, Luke - 7 appearances (All games)

Date	Opponent	GS	IP	H	R	ER	BB	SO	2B	3B	HR	WP	BK	HBP	IBB	Score	W-L	Sv	ERA	NP
Feb 16	HOLY CROSS-1		2.0	0	1	1	1	4	0	0	0	0	0	0	0	8-5	0-0	0	4.50	30
Feb 17	HOLY CROSS		1.0	0	0	0	1	2	0	0	0	0	0	0	0	6-1	0-0	0	3.00	22
Feb 23	CORNELL		1.0	0	0	0	0	3	0	0	0	0	0	0	0	10-3	0-0	0	2.25	12
Feb 26	DALLAS BAPTIST		2.0	2	1	1	1	3	0	0	0	0	0	0	0	10-4	0-0	0	3.00	37
Mar 02	vs Rice		2.0	1	1	1	3	2	1	0	0	0	0	0	1	3-6	0-0	0	3.38	29
Mar 10	NEBRASKA		1.0	0	0	0	1	1	0	0	0	1	0	0	0	10-3	0-0	0	3.00	15
Mar 13	ABILENE CHRISTIAN	*	2.0	0	0	0	0	4	0	0	0	0	0	0	0	6-3	1-0	0	2.45	23
Totals		1	11.0	3	3	3	7	19	1	0	0	1	0	0	1	53-25	1-0	0	2.45	-

41 — LUKE BOYD

RHP • R/R • 6-2 • 180 • JR • 2L

OJAI, CALIF.

(NORDHOFF HS)

2019 SEASON HIGHS

Relief Innings: 2.0 (3x, last vs. Rice 3/2)

Starter Innings: 2.0 (vs. ACU, 3/13)

Strikeouts in Start: 4 (vs. ACU 3/13)

Strikeouts in Relief: 4 (vs. Holy Cross 2/16)

Scoreless Appearance Streak: 2 appearances

(2x, 3/10-pres, 2/17 - 2/23)

Winning Streak: 1 game (3/13-pres)

CAREER HIGHS

Relief Innings: 2.2 (3-17-17 vs. WVU)

Starter Innings: 5.0 (2-20-17 vs. Nevada)

Strikeouts: 4, 3x (last 3/13/19 vs. ACU)

Scoreless Appearance Streak: 2 (2/17/19-2/26/19)

Winning Streak: 1 game (3/13-pres)

BOYD'S CAREER STATS

Season	ERA	W-L	APP-GS	CG	SHO	SV	IP	H	R	ER	BB	SO	2B	3B	HR	BF	B/AVG	WP	HBP	BK	SFA	SHA
2017	11.25	1-0	7-1	0	0	0	12.0	15	15	15	14	9	2	1	1	61	.333	0	1	0	0	1
2018	6.97	0-1	9-0	0	0	0	10.1	16	8	8	6	8	3	0	0	52	.390	1	2	1	0	3
2019	2.45	1-0	7-1	0	0	0	11.0	3	3	3	7	19	1	0	0	42	.086	1	0	0	0	0
CAREER	7.02	2-1	23-2	0	0	0	33.1	34	26	26	27	36	6	1	1	155	.281	2	3	1	0	4



2019 GAME-BY-GAME

#18 Bradford, Cody - 3 appearances (All games)

Date	Opponent	GS	IP	H	R	ER	BB	SO	2B	3B	HR	WP	BK	HBP	IBB	Score	W-L	Sv	ERA	NP
Feb 16	HOLY CROSS-2	*	2.1	1	2	0	1	3	0	0	0	0	0	0	0	8-5	0-0	0	0.00	34
Feb 24	CORNELL	*	2.0	2	2	2	2	2	0	0	1	0	0	0	0	12-4	0-0	0	4.15	43
Mar 03	vs Texas State	*	3.0	3	2	2	1	4	0	1	0	0	0	0	0	5-4	0-0	0	4.91	55
Totals			7.1	6	6	4	4	9	0	1	1	0	0	0	0	25-13	0-0	0	4.91	-

18 — CODY BRADFORD

LHP • L/L • 6-3 • 195 • JR • 2L

ALEDO, TEXAS

(ALEDO HS)

2019 SEASON HIGHS

Relief Innings: N/A

Starter Innings: 3.0 vs. Texas State (3/3)

Strikeouts: 4 vs. Texas State (3/3)

Scoreless Appearance Streak: 1 game (2/16)

Winning Streak: N/A

CAREER HIGHS

Relief Innings: N/A

Starter Innings: 9.0 (2x, last 4-27-18 at KSU)

Strikeouts: 10 (2x, last 5-11-18 vs. OSU)

Scoreless Appearance Streak: N/A

Winning Streak: N/A

BRADFORD'S CAREER STATS																						
Season	ERA	W-L	APP-GS	CG	SHO	SV	IP	H	R	ER	BB	SO	2B	3B	HR	BF	B/AVG	WP	HBP	BK	SFA	SHA
2017	5.52	5-5	15-14	0	0	0	73.1	89	45	45	20	43	17	2	13	317	.309	1	4	1	2	2
2018	2.51	7-6	14-14	2	2	0	96.2	85	29	27	26	87	17	2	3	388	.240	3	3	0	2	3
2019	4.91	0-0	3-3	0	0	0	7.1	6	6	4	4	9	0	1	1	33	.214	0	0	0	0	1
CAREER	3.86	12-11	32-31	2	2	0	177.1	180	80	76	50	139	34	5	17	738	.269	4	7	1	4	6



2019 GAME-BY-GAME

#21 Cunningham, Richard - 15 games (All games)

Date	Opponent	Pos	AB	R	H	RBI	2B	3B	HR	BB	SB	CS	HBP	SAC	SF	GDP	K	PO	A	E	Avg
Feb 15	HOLY CROSS	*of	5	2	3	0	1	0	0	0	0	0	1	0	0	0	1	1	0	0	.600
Feb 16	HOLY CROSS-1	*of	5	0	0	1	0	0	0	0	0	0	0	0	1	0	2	2	0	0	.300
Feb 16	HOLY CROSS-2	*of	5	3	5	2	2	1	0	0	1	0	0	0	0	0	0	0	4	0	.533
Feb 17	HOLY CROSS	*of	5	0	0	1	0	0	0	0	0	0	0	0	0	0	1	0	0	0	.400
Feb 22	CORNELL	*of	3	2	1	0	0	0	0	2	0	0	0	0	0	0	0	1	0	0	.391
Feb 23	CORNELL	*of	5	3	3	0	1	0	0	0	0	0	0	0	0	0	0	2	0	0	.429
Feb 24	CORNELL	*of	4	0	0	1	0	0	0	1	0	0	0	0	1	0	1	3	0	0	.375
Feb 26	DALLAS BAPTIST	*of	4	1	2	2	0	0	0	1	0	0	0	0	0	0	1	0	0	0	.389
Mar 01	vs Texas A&M	*of	3	1	1	0	1	0	0	0	0	0	1	0	0	0	1	2	0	0	.385
Mar 02	vs Rice	*of	4	1	1	0	0	1	0	0	0	0	0	0	0	0	1	1	1	0	.372
Mar 03	vs Texas State	*of	5	2	2	1	1	0	1	0	0	0	0	0	0	0	2	1	0	0	.375
Mar 08	NEBRASKA	*of	5	0	0	0	0	0	0	0	0	0	0	0	0	0	1	3	0	1	.340
Mar 09	NEBRASKA	*of	3	0	0	0	0	0	0	0	0	0	1	0	0	0	1	1	0	0	.321
Mar 10	NEBRASKA	*of	5	2	3	1	1	0	0	0	0	0	0	0	0	0	0	0	0	0	.344
Mar 13	ABILENE CHRISTIAN	*of	5	0	1	0	0	0	0	0	1	0	0	0	0	0	2	1	0	0	.333
Totals			15gs	66	17	22	9	7	2	1	4	2	0	3	0	2	0	14	22	1	.333

On base pct. .387 • Slugging pct. .545

21 — RICHARD CUNNINGHAM

OF • L/L • 5-10 • 195 • SR • 3L

AUSTIN, TEXAS

(STEPHEN F. AUSTIN HS)

2019 SEASON HIGHS

Hits: 5 (2/16 vs. Holy Cross)

Runs: 3 (2x, last 2/23 vs. Cornell)

Doubles: 2 (2/16 vs. Holy Cross)

Triples: 1 (2x, 3/2 vs. Rice, 2/16 vs. Holy Cross)

Homers: 1 (3/3 vs. Texas State)

RBI: 2 (2x, 2/26 vs. DBU, 2/16 vs. Holy Cross)

Walks: 2 (2/22 vs. Cornell)

Steals: 1 (2/16 vs. Holy Cross)

Hitting Streak: 4 games (Feb. 26-March 3)

On-Base Streak: 7 games (Feb. 22-March 3)

CAREER HIGHS

Hits: 5 (2x, 2-16-19 vs. Holy Cross, 5-11-18 vs. OSU)

Runs: 4 (2x, last 5-11-18 vs. OSU)

Doubles: 3 (2-28-17 vs. UAPB)

Triples: 1 (12x, last 3-2-19 vs. Rice)

Homers: 2 (4-6-18 at UT)

RBI: 8 (2-27-16 vs. Stony Brook)

Walks: 3 (2x, 2-26-17 vs. South Alabama)

Steals: 1 (11x, last 2-16-19 vs. Holy Cross)

Hitting Streak: 13 (May 10, 2017-Feb. 16, 2018)

On-Base Streak: 15 (March 18-April 9, 2016)

CUNNINGHAM'S CAREER STATS

Season	AVG.	GP-GS	AB	R	H	2B	3B	HR	RBI	SLG%	BB	HBP	SO	GDP	OB%	SF	SH	SB	PO	A	E	FLD%
2016	.287	52-51	178	40	51	9	5	5	26	.478	19	11	35	1	.386	2	4	3	120	10	1	.993
2017	.306	48-45	170	30	52	15	3	5	29	.518	11	7	37	0	.365	4	1	2	127	7	4	.971
2018	.342	55-55	225	45	77	14	2	9	38	.542	11	9	43	2	.396	0	4	6	5	0	1	.33
2019	.333	15-15	66	17	22	7	2	1	9	.545	4	3	14	0	.387	2	0	2	22	1	1	.958
CAREER	.316	170-166	639	132	202	45	12	20	102	.518	45	30	129	3	.384	8	9	13	274	18	7	.977



2019 GAME-BY-GAME

#31 Caruso, Daniel - 6 appearances (All games)

Date	Opponent	GS	IP	H	R	ER	BB	SO	2B	3B	HR	WP	BK	HBP	IBB	Score	W-L	Sv	ERA	NP
Feb 16	HOLY CROSS-2		2.0	1	0	0	1	3	1	0	0	0	0	0	0	8-5	1-0	0	0.00	37
Feb 23	CORNELL		1.0	0	0	0	1	0	0	0	0	0	0	0	0	10-3	1-0	0	0.00	14
Mar 01	vs Texas A&M		1.0	0	0	0	0	1	0	0	0	0	0	0	0	2-5	1-0	0	0.00	8
Mar 03	vs Texas State		1.2	1	0	0	1	3	0	0	0	0	0	0	0	5-4	1-0	0	0.00	32
Mar 09	NEBRASKA		2.0	2	0	0	1	2	0	0	0	0	0	0	0	0-2	1-0	0	0.00	39
Mar 13	ABILENE CHRISTIAN		1.0	2	2	2	0	0	0	0	1	0	0	0	0	6-3	1-0	0	2.08	18
Totals		0	8.2	6	2	2	4	9	1	0	1	0	0	0	0	31-22	1-0	0	2.08	-

31 — DANIEL CARUSO

RHP • R/R • 6-0 • 160 • R-SO • RS

LOS ANGELES, CALIF.

(LOYOLA HS)

SEASON HIGHS

Relief Innings: 2.0 (2x, last vs. Nebraska, March 9)

Starter Innings: N/A

Strikeouts: 3 //(2x, vs. Texas State 3/3, vs. Holy Cross 2/16)

Scoreless Appearance Streak: 5 appearances (2/16-3/9)

Winning Streak: 1 game (2/16)

CAREER HIGHS

Relief Innings: 2.0, 3x, (last 3/9/19 vs. Nebraska)

Starter Innings: N/A

Strikeouts: 3 (2x, last 3/3/19 vs. Texas State)

Scoreless Appearance Streak: 5 appearances (2/16/19-3/9/19)

Winning Streak: 1 game (2/16/19)

CARUSO'S CAREER STATS																						
Season	ERA	W-L	APP-GS	CG	SHO	SV	IP	H	R	ER	BB	SO	2B	3B	HR	BF	B/AVG	WP	HBP	BK	SFA	SHA
2017	14.54	0-0	5-0	0	0	0	4.1	9	8	7	3	1	0	0	2	26	.450	1	2	0	1	0
2019	2.08	1-0	6-0	0	0	0	8.2	6	2	2	4	9	1	0	1	36	.188	0	0	0	0	0
CAREER	6.23	1-0	11-0	0	0	0	13	15	10	9	7	10	1	0	3	62	.288	1	2	0	1	0



40 — PAUL DICKENS

LHP • L/L • 6-5 • 225 • R-JR • TR
 FORT WORTH, TEXAS
 (NAVARRO JC/HOME SCHOOL)

SEASON HIGHS

Relief Innings: 3.2 (vs. Holy Cross 2/16)
 Starter Innings: 5.0 (vs. Nebraska 3/9)
 Strikeouts as a Starter: 7 (vs. Nebraska 3/9)
 Strikeouts in Relief: 5 (vs. Rice 3/2)
 Scoreless Appearance Streak: 1 appearance
 (Feb. 23)
 Winning Streak: 1 game (2/23)

CAREER HIGHS

Relief Innings: 3.2 (vs. Holy Cross 2/16/19)
 Starter Innings: 5.0 (vs. Nebraska 3/9)
 Strikeouts as a Starter: 7 (vs. Nebraska 3/9/19)
 Strikeouts in Relief: 5 (vs. Rice 3/2/19)
 Scoreless Appearance Streak: 1 appearance
 (2/23/19)
 Winning Streak: 1 game (2/23/19)

2019 GAME-BY-GAME

#40 Dickens, Paul - 5 appearances (All games)

Date	Opponent	GS	IP	H	R	ER	BB	SO	2B	3B	HR	WP	BK	HBP	IBB	Score	W-L	Sv	ERA	NP
Feb 16	HOLY CROSS-2		3.2	4	3	3	3	4	2	1	0	1	0	0	0	8-5	0-0	0	7.36	78
Feb 23	CORNELL		3.1	2	0	0	1	3	1	0	0	0	0	0	0	10-3	1-0	0	3.86	51
Feb 26	DALLAS BAPTIST	*	3.0	2	2	2	0	4	1	1	0	0	0	0	0	10-4	1-0	0	4.50	50
Mar 02	vs Rice		3.0	5	2	2	1	5	0	1	1	1	0	0	0	3-6	1-0	0	4.85	59
Mar 09	NEBRASKA	*	5.0	5	1	1	1	7	0	0	0	0	0	0	0	0-2	1-1	0	4.00	83
Totals		2	18.0	18	8	8	6	23	4	3	1	2	0	0	0	31-20	1-1	0	4.00	-

DICKENS' CAREER STATS

Season	ERA	W-L	APP-GS	CG	SHO	SV	IP	H	R	ER	BB	SO	2B	3B	HR	BF	B/AVG	WP	HBP	BK	SFA	SHA
2019	4.00	1-1	4-2	0	0	0	18.0	18	8	8	6	23	4	3	1	76	.261	2	0	0	1	0
CAREER	4.00	1-1	4-2	0	0	0	18.0	18	8	8	6	23	4	3	1	76	.261	2	0	0	1	0



2019 GAME-BY-GAME

#9 Downey, Davion - 15 games (All games)

Date	Opponent	Pos	AB	R	H	RBI	2B	3B	HR	BB	SB	CS	HBP	SAC	SF	GDP	K	PO	A	E	Avg	
Feb 15	HOLY CROSS	*of	1	2	1	0	0	0	0	2	0	0	2	0	0	0	0	2	0	0	1.000	
Feb 16	HOLY CROSS-1	*of	5	1	2	1	1	0	0	0	0	0	1	0	0	0	2	2	0	0	.500	
Feb 16	HOLY CROSS-2	*of	4	0	2	1	0	0	0	1	1	0	0	0	0	0	0	2	0	1	.500	
Feb 17	HOLY CROSS	*of	3	2	2	2	1	0	1	0	0	0	0	1	0	0	0	1	0	0	.538	
Feb 22	CORNELL	*of	5	2	1	1	0	0	0	1	0	0	0	0	0	0	1	1	0	0	.444	
Feb 23	CORNELL	*of	3	1	1	1	1	0	0	0	0	0	1	0	1	0	1	4	0	0	.429	
Feb 24	CORNELL	*of	3	1	1	2	1	0	0	0	0	0	2	0	0	0	1	1	0	0	.417	
Feb 26	DALLAS BAPTIST	*of	3	3	3	2	0	0	2	0	0	0	2	0	0	0	0	2	0	0	.481	
Mar 01	vs Texas A&M	*of	4	0	0	0	0	0	0	0	0	0	0	0	0	1	2	5	1	0	.419	
Mar 02	vs Rice	*of	3	1	0	0	0	0	0	1	0	0	0	0	0	0	2	2	0	0	.382	
Mar 03	vs Texas State	*of	5	0	1	1	0	0	0	0	0	0	0	0	0	0	1	2	0	0	.359	
Mar 08	NEBRASKA	*of	4	0	0	0	0	0	0	0	0	0	0	0	0	0	2	2	0	0	.326	
Mar 09	NEBRASKA	*of	3	0	0	0	0	0	0	0	1	0	1	0	0	0	1	1	1	0	.304	
Mar 10	NEBRASKA	*of	5	1	2	1	0	0	0	0	0	0	0	0	0	0	0	1	0	0	.314	
Mar 13	ABILENE CHRISTIAN	*of	3	0	0	0	0	0	0	1	0	0	0	0	0	0	1	1	0	0	.296	
Totals			15gs	54	14	16	12	4	0	3	6	2	0	9	1	1	1	14	28	2	1	.296

On base pct. .443 • Slugging pct. .537

9 — DAVION DOWNEY

OF • L/L • 6-0 • 200 • SO • 1L

BOWLING GREEN, KY
(WARREN EAST HS)

2019 SEASON HIGHS

- Hits: 3 vs. DBU (2/26)
- Runs: 3 vs. DBU (2/26)
- Doubles: 1, 4x, last 2/24 vs. Cornell
- Triples: N/A
- Homers: 2 vs. DBU (2/26)
- RBI: 2 (3x, last vs. DBU (2/26))
- Walks: 2 (2/17 vs. Holy Cross)
- Steals: 1 (2x, last 3/9 vs. Nebraska)
- Hitting Streak: 8 (Feb. 15-Feb. 26)
- On-Base Streak: 8 (Feb. 15-Feb. 26)

CAREER HIGHS

- Hits: 5 (4-27-18 at KSU)
- Runs: 3, 2x, (6-2-18 vs. Wright St.), (5-26-18 vs. OU)
- Doubles: 2 (4-27-18 at KSU)
- Triples: 1 (3-6-18 at UTA)
- Homers: 2 (vs. DBU 2/26/19)
- RBI: 4 (4-24-18 at TXST)
- Walks: 3 (5-26-18 vs. OU)
- Steals: 1 (3x, last 3/9/19 vs. Nebraska)
- Hitting Streak: 7 (Feb. 15-pres)
- On-Base Streak: 8 (Feb. 15-Feb. 26, 2019)

DOWNEY'S CAREER STATS																						
Season	AVG.	GP-GS	AB	R	H	2B	3B	HR	RBI	SLG%	BB	HBP	SO	GDP	OB%	SF	SH	SB	PO	A	E	FLD%
2018	.274	55-53	179	31	49	10	1	4	33	.408	31	9	33	0	.399	4	5	1	117	2	2	.983
2019	.296	15-15	54	14	16	4	0	3	12	.537	6	9	14	1	.443	1	1	2	28	2	1	.968
CAREER	.279	70-68	233	45	65	14	1	7	45	.438	37	18	47	1	.410	5	6	3	145	4	3	.980



2019 GAME-BY-GAME

#1 Haring, Cole - 9 games (All games)

Date	Opponent	Pos	AB	R	H	RBI	2B	3B	HR	BB	SB	CS	HBP	SAC	SF	GDP	K	PO	A	E	Avg
Feb 15	HOLY CROSS	*of	4	2	1	2	0	0	0	0	0	0	0	0	0	0	1	2	0	0	.250
Feb 16	HOLY CROSS-1	ph/of	3	0	2	1	0	0	0	0	0	0	0	0	0	0	1	0	0	0	.429
Feb 16	HOLY CROSS-2	*of	3	2	1	0	0	0	0	2	0	0	0	0	0	0	0	0	0	0	.400
Feb 17	HOLY CROSS	*of	3	1	1	1	0	0	0	0	2	0	1	0	0	0	0	2	0	0	.385
Feb 22	CORNELL	*of/of	5	2	2	2	0	0	1	1	0	0	0	0	0	0	1	4	0	0	.389
Feb 23	CORNELL	*of	4	0	0	1	0	0	0	0	0	0	0	0	1	0	0	0	0	0	.318
Feb 24	CORNELL	*of	5	1	3	4	0	0	1	0	0	0	0	0	0	0	0	1	0	0	.370
Feb 26	DALLAS BAPTIST	*of	5	1	2	0	0	0	0	0	0	1	0	0	0	0	1	2	0	0	.375
Mar 01	vs Texas A&M	*of	1	0	0	0	0	0	0	0	0	0	0	0	0	0	1	1	0	0	.364
Totals		8gs	33	9	12	11	0	0	2	3	2	1	1	0	1	0	5	12	0	0	.364

On base pct. .421 • Slugging pct. .545

1 — COLE HARING

OF • R/R • 5-10 • 185 • SR • 1L

KATY, TEXAS

(KATY HS/MCLENNAN CC)


2019 SEASON HIGHS

- Hits: 3 (2/24 vs. Cornell)
- Runs: 2, 3x, (last 2/22 vs. Cornell)
- Doubles: N/A
- Triples: N/A
- Homers: 1 (2/24 vs. Cornell)
- RBI: 4 (2/24 vs. Cornell)
- Walks: 2 (2/16 vs. Holy Cross)
- Steals: 2 (2/17 vs. Holy Cross)
- Hitting Streak: 5 (Feb. 15-Feb. 22)
- On-Base Streak: 5 (Feb. 15-Feb. 22)

CAREER STATS

- Hits: 3 (3X, last 2/24/19 vs. Cornell)
- Runs: 2 (13x, last 2/22/19 vs. Cornell)
- Doubles: 1 (13x, last 5-19-18 at WVU)
- Triples: 1 (2x, last 5-8-18 vs. PVAMU)
- Homers: 2 (2x, last 2/24/19 vs. Cornell, 4-13-18 at Memphis)
- RBI: 5 (4-24-18 at TXST)
- Walks: 2 (3x, last 2/16/19 vs. Holy Cross)
- Steals: 2 (2/17/19 vs. Holy Cross)
- Hitting Streak: 8 (March 24-April 3, 2018)
- On-Base Streak: 11 (March 24-April 8, 2018)

HARING'S CAREER STATS																						
Season	AVG.	GP-GS	AB	R	H	2B	3B	HR	RBI	SLG%	BB	HBP	SO	GDP	OB%	SF	SH	SB	PO	A	E	FLD%
2018	.255	56-56	216	40	55	13	2	7	32	.431	17	5	62	1	.322	1	3	4	140	3	6	.960
2019	.364	9-8	33	9	12	0	0	2	11	.545	3	1	5	0	.421	1	0	2	12	0	0	1.000
CAREER	.269	65-64	249	49	67	13	2	9	43	.446	20	6	67	1	.336	2	3	6	152	3	6	.963



2019 GAME-BY-GAME

#8 Harper, Kyle - 10 games (All games)

Date	Opponent	Pos	AB	R	H	RBI	2B	3B	HR	BB	SB	CS	HBP	SAC	SF	GDP	K	PO	A	E	Avg
Feb 15	HOLY CROSS	*c	0	0	0	0	0	0	0	0	0	0	0	0	0	0	0	3	0	0	.000
Feb 17	HOLY CROSS	*c	3	0	1	0	1	0	0	0	0	0	1	0	0	0	0	10	3	0	.333
Feb 22	CORNELL	*c	4	0	2	1	0	0	0	0	0	0	0	0	0	0	0	11	0	0	.429
Feb 23	CORNELL	*c	4	1	1	2	0	0	0	0	0	0	0	0	0	0	0	11	0	0	.364
Feb 24	CORNELL	*c	4	1	2	2	1	0	1	0	0	0	1	0	0	0	0	10	2	0	.400
Feb 26	DALLAS BAPTIST	*c	4	1	2	1	0	0	0	0	0	0	0	0	0	0	0	1	11	1	.421
Mar 01	vs Texas A&M	*c	3	1	2	0	0	0	0	0	0	0	0	0	0	1	0	5	2	0	.455
Mar 02	vs Rice	*of	3	0	0	0	0	0	0	0	0	0	0	0	0	0	0	1	1	1	.400
Mar 03	vs Texas State	*c	4	0	0	0	0	0	0	0	0	0	0	0	0	0	0	8	2	0	.345
Mar 08	NEBRASKA	*c	2	0	0	1	0	0	0	1	0	0	0	0	1	1	1	10	0	0	.323
Totals		9gs	31	4	10	7	2	0	1	1	0	0	2	0	1	2	3	80	11	0	.323

On base pct. .371 • Slugging pct. .484

8 — KYLE HARPER

C/OF • R/R • 6-0 • 190 • RS-FR • RS
HOUSTON, TEXAS
(CYPRESS CREEK HS)


2019 SEASON HIGHS

Hits: 2 (4x, last 3/1 vs. Texas A&M)
Runs: 1 (4x, last 3/1 vs. Texas A&M)
Doubles: 1 (2x, last 2/24 vs. Cornell)
Triples: N/A
Homers: 1 (2/24 vs. Cornell)
RBI: 2 (2x, last 2/24 vs. Cornell)
Walks: 1 (3/8 vs. Nebraska)
Steals: N/A
Hitting Streak: 6 (Feb. 17- March 1)
On-Base Streak: 6 (Feb. 17- March 1)

CAREER STATS

Hits: 2 (4x, last 3/1/19 vs. Texas A&M)
Runs: 1 (4x, last 3/1/19 vs. Texas A&M)
Doubles: 1 (2x, last 2/24 vs. Cornell)
Triples: N/A
Homers: 1 (2/24/19 vs. Cornell)
RBI: 2 (2x, last 2/24/19 vs. Cornell)
Walks: 1 (3/8/19 vs. Nebraska)
Steals: N/A
Hitting Streak: 6 (Feb. 17- March 1, 2019)
On-Base Streak: 6 (Feb. 17- March 1, 2019)

HARPER'S CAREER STATS																						
Season	AVG.	GP-GS	AB	R	H	2B	3B	HR	RBI	SLG%	BB	HBP	SO	GDP	OB%	SF	SH	SB	PO	A	E	FLD%
2019	.323	10-9	31	4	10	2	0	1	7	.484	1	2	3	2	.371	1	0	0	80	11	0	1.000
CAREER	.323	10-9	31	4	10	2	0	1	7	.484	1	2	3	2	.371	1	0	0	80	11	0	1.000



15 — KYLE HILL

RHP • R/R • 5-11 • 195 • SR • 3L

CORPUS CHRISTI, TEXAS

CALLEN HS

SEASON HIGHS

Relief Innings: 1.1 (3/3 vs. Texas State)

Starter Innings: N/A

Strikeouts: 2 (3x, last 3/3 vs. Texas State)

Scoreless Appearance Streak: 7 appearances

(Feb. 15-pres)

Winning Streak: 1 game

CAREER HIGHS

Relief Innings: 5.1 (3-13-16 vs. NMSU)

Starter Innings: 7.0 (4-3-16 vs. Kansas)

Strikeouts: 7 (3-13-16 vs. NMSU)

Scoreless Appearance Streak: 7 appearances

(Feb. 15, 2019-pres)

Winning Streak: N/A

2019 GAME-BY-GAME

#15 Hill, Kyle - 7 appearances (All games)

Date	Opponent	GS	IP	H	R	ER	BB	SO	2B	3B	HR	WP	BK	HBP	IBB	Score	W-L	Sv	ERA	NP
Feb 16	HOLY CROSS-1	1.0	0	0	0	2	1	0	0	0	0	0	0	0	0	8-5	1-0	0	0.00	27
Feb 16	HOLY CROSS-2	1.0	1	0	0	0	1	0	0	0	0	0	0	0	0	8-5	1-0	1	0.00	16
Feb 24	CORNELL	1.0	0	0	0	0	2	0	0	0	0	0	0	0	0	12-4	1-0	1	0.00	14
Feb 26	DALLAS BAPTIST	1.0	0	0	0	1	2	0	0	0	0	0	0	0	0	10-4	1-0	1	0.00	17
Mar 03	vs Texas State	1.1	0	0	0	0	2	0	0	0	0	0	0	0	0	5-4	2-0	1	0.00	17
Mar 10	NEBRASKA	1.0	0	0	0	0	1	0	0	0	0	0	0	0	0	10-3	2-0	1	0.00	13
Mar 13	ABILENE CHRISTIAN	1.0	1	0	0	0	1	0	0	0	0	0	0	0	0	6-3	2-0	2	0.00	18
Totals		0	7.1	2	0	0	3	10	0	0	0	0	0	0	0	59-28	2-0	2	0.00	-

HILL'S CAREER STATS

Season	ERA	W-L	APP-GS	CG	SHO	SV	IP	H	R	ER	BB	SO	2B	3B	HR	BF	B/AVG	WP	HBP	BK	SFA	SHA
2016	5.28	1-4	15-8	0	0	0	44.1	49	29	26	27	31	10	3	4	208	.283	3	0	2	2	6
2017	2.98	3-3	30-0	0	0	0	42.1	36	19	14	32	54	5	1	2	193	.235	5	1	1	3	4
2018	2.62	4-1	25-3	0	0	1	55.0	36	20	16	32	47	5	2	4	234	.185	0	1	2	1	5
2019	0.00	2-0	7-0	0	0	2	7.1	2	0	0	3	10	0	0	0	27	.087	0	0	0	1	0
CAREER	3.38	10-8	77-11	0	0	3	149	123	68	56	94	142	20	6	10	662	.226	8	2	5	7	15



2019 GAME-BY-GAME

#28 Kettler, Hayden - 4 appearances (All games)

Date	Opponent	GS	IP	H	R	ER	BB	SO	2B	3B	HR	WP	BK	HBP	IBB	Score	W-L	Sv	ERA	NP
Feb 15	HOLY CROSS	*	7.0	4	0	0	1	8	0	0	0	0	0	2	0	12-0	1-0	0	0.00	86
Feb 22	CORNELL	*	6.0	3	0	0	1	9	0	0	0	0	0	1	0	17-0	2-0	0	0.00	90
Mar 01	vs Texas A&M	*	4.0	4	5	5	3	1	0	0	2	1	0	0	0	2-5	2-1	0	2.65	70
Mar 08	NEBRASKA	*	4.1	6	7	6	3	5	1	0	2	1	0	2	0	4-12	2-2	0	4.64	100
Totals		4	21.1	17	12	11	8	23	1	0	4	2	0	5	0	35-17	2-2	0	4.64	-

28 — HAYDEN KETTLER

RHP • R/R • 6-2 • 190 • JR • 2L

COPPELL, TEXAS
(COPPELL HS)

SEASON HIGHS

- Relief Innings: N/A
- Starter Innings: 7.0 (2/15 vs. Holy Cross)
- Strikeouts: 9 (2/22 vs. Cornell)
- Scoreless Appearance Streak: 2 appearances, 13.0 innings (Feb. 15-Feb. 22)
- Winning Streak: 2 games (Feb., 15-Feb. 22)

CAREER HIGHS

- Relief Innings: 3.2 (4-5-17 vs. Lamar)
- Starter Innings: 7.0 (4x, last 2-15-19 vs. Holy Cross)
- Strikeouts: 9 (2/22/19 vs. Cornell)
- Scoreless Appearance Streak: 3 (April 14-21, 2017)
- Winning Streak: 2 games (Feb., 15-Feb. 22, 2019)

KETTLER'S CAREER STATS																						
Season	ERA	W-L	APP-GS	CG	SHO	SV	IP	H	R	ER	BB	SO	2B	3B	HR	BF	B/AVG	WP	HBP	BK	SFA	SHA
2017	3.35	3-0	19-4	0	0	0	37.2	37	19	14	19	27	9	0	4	164	.266	1	3	0	1	1
2018	3.81	8-4	16-16	0	0	0	87.1	84	51	37	36	56	17	2	10	384	.254	5	10	0	3	4
2019	4.64	2-2	4-4	0	0	0	21.1	17	12	11	8	23	1	0	4	93	.215	2	5	0	0	1
CAREER	3.81	13-6	39-24	0	0	0	146.1	138	82	62	63	106	27	2	18	641	.251	8	18	0	4	6



23 — SHEA LANGELIERS

C • R/R • 6-0 • 190 • JR • 2L

KELLER, TEXAS

KELLER HS

SEASON HIGHS

Hits: 2 (2x, last 3/10 vs. Nebraska)

Runs: 1, 3x (last 3/10 vs. Nebraska)

Doubles: N/A

Triples: N/A

Homers: N/A

RBI: 1 vs. Holy Cross 2/16

Walks: 1, 3x (last 2/16 vs. Holy Cross)

Steals: N/A

Hitting Streak: 3 (Feb. 16-pres)

On-Base Streak: 5 (Feb. 15-pres)

CAREER HIGHS

Hits: 4 (2x, last 5-18-17 vs. KSU)

Runs: 4 (4-22-17 at TCU)

Doubles: 2 (5x, last 5-17-18 at WVU)

Triples: 1 (4x, last 4-22-18 vs. TCU)

Homers: 2 (2x, last 5-19-17 vs. KSU)

Total Bases: 9 (2x, last 3-26-18 vs. PVAMU)

RBI: 4 (4-2-17 at Washington)

Walks: 3 (4-9-17 at Texas Tech)

Steals: 1 (3x, last 5-18-18 at WVU)

Hitting Streak: 12 (April 30-May 25, 2017)

On-Base Streak: 17 (April 18-May 25, 2017)

2019 GAME-BY-GAME


#23 Langeliers, Shea - 5 games (All games)

Date	Opponent	Pos	AB	R	H	RBI	2B	3B	HR	BB	SB	CS	HBP	SAC	SF	GDP	K	PO	A	E	Avg
Feb 15	HOLY CROSS	*c	4	1	0	0	0	0	0	1	0	0	0	0	0	0	1	8	0	0	.000
Feb 16	HOLY CROSS-1	*c	5	1	2	0	0	0	0	1	0	0	0	0	0	0	1	11	4	0	.222
Feb 16	HOLY CROSS-2	*c	4	0	1	1	0	0	0	1	0	0	0	0	0	0	2	12	0	0	.231
Mar 10	NEBRASKA	*dh	5	1	2	0	0	0	0	0	0	0	0	0	0	0	0	0	0	0	.278
Mar 13	ABILENE CHRISTIAN	*c	3	0	0	0	0	0	0	1	0	1	0	0	0	1	1	7	1	0	.238
Totals		5gs	21	3	5	1	0	0	0	4	0	1	0	0	0	1	5	38	5	0	.238

On base pct. .360 • Slugging pct. .238

LANGELIERS' CAREER STATS

Season	AVG.	GP-GS	AB	R	H	2B	3B	HR	RBI	SLG%	BB	HBP	SO	GDP	OB%	SF	SH	SB	PO	A	E	FLD%
2017	.313	55-55	211	43	66	14	2	10	38	.540	24	3	37	4	.388	2	3	1	390	54	4	.991
2018	.252	58-58	226	49	57	18	2	11	44	.496	35	2	45	8	.351	5	0	4	449	54	3	.994
2019	.238	5-5	21	3	5	0	0	0	1	.238	4	0	5	1	.360	0	0	0	38	5	0	1.000
CAREER	.279	118-118	458	95	128	32	4	21	83	.504	63	5	87	13	.368	7	3	5	877	113	7	.993



2019 GAME-BY-GAME

#10 Leckich, Ryan - 8 appearances (All games)

Date	Opponent	GS	IP	H	R	ER	BB	SO	2B	3B	HR	WP	BK	HBP	IBB	Score	W-L	Sv	ERA	NP
Feb 15	HOLY CROSS		1.0	0	0	0	0	1	0	0	0	0	0	0	0	12-0	0-0	0	0.00	19
Feb 17	HOLY CROSS		2.1	1	0	0	0	2	0	0	0	0	0	0	0	6-1	1-0	0	0.00	43
Feb 24	CORNELL		1.0	0	0	0	0	1	0	0	0	0	0	0	0	12-4	1-0	0	0.00	16
Feb 26	DALLAS BAPTIST		2.0	4	1	1	1	1	1	0	0	0	0	0	0	10-4	2-0	0	1.42	29
Mar 02	vs Rice		2.0	1	0	0	0	3	0	0	0	0	0	1	0	3-6	2-0	0	1.08	31
Mar 09	NEBRASKA		2.0	1	1	0	2	3	0	0	0	0	0	0	0	0-2	2-0	0	0.87	34
Mar 10	NEBRASKA		1.0	0	0	0	0	3	0	0	0	0	0	0	0	10-3	2-0	0	0.79	14
Mar 13	ABILENE CHRISTIAN		1.0	1	0	0	1	1	0	0	0	0	0	0	0	6-3	2-0	0	0.73	18
Totals		0	12.1	8	2	1	4	15	1	0	0	0	0	1	0	59-23	2-0	0	0.73	-

19 — RYAN LECKICH

LHP • S/L • 5-10 • 190 • JR • 2L

PORT NECHES, TEXAS
(NECHES GROVES HS)

SEASON HIGHS

Relief Innings: 2.1 vs. Holy Cross 2-17

Starter Innings: N/A

Strikeouts: 3 (3x, last vs. Nebraska 3/10)

Scoreless Appearance Streak: 3, 2x (Feb. 15-

Feb. 24) (March 2-pres)

Winning Streak: 1 game

CAREER HIGHS

Relief Innings: 4.2 (3-6-18 at UTA)

Starter Innings: 5.0 (4-18-18 vs. UAPB)


Strikeouts: 7 (4-18-18 vs. UAPB)

Scoreless Appearance Streak: 5 (Feb. 24-March 11, 2018)

Winning Streak: 1 game

LECKICH'S CAREER STATS

Season	ERA	W-L	APP-GS	CG	SHO	SV	IP	H	R	ER	BB	SO	2B	3B	HR	BF	B/AVG	WP	HBP	BK	SFA	SHA
2017	4.50	0-0	7-0	0	0	0	8.0	10	5	4	2	4	3	0	0	38	.294	1	2	1	0	0
2018	5.62	3-2	20-3	0	0	0	32.0	35	21	20	13	28	8	1	3	143	.285	1	4	0	0	3
2019	0.73	2-0	8-0	0	0	0	12.1	8	2	1	4	15	1	0	0	48	.186	0	1	0	0	0
CAREER	4.30	5-2	35-3	0	0	0	52.1	53	28	25	19	47	12	1	3	229	.265	2	7	1	0	3



2019 GAME-BY-GAME

#2 Loftin, Nick - 15 games (All games)

Date	Opponent	Pos	AB	R	H	RBI	2B	3B	HR	BB	SB	CS	HBP	SAC	SF	GDP	K	PO	A	E	Avg
Feb 15	HOLY CROSS	*ss	3	2	0	0	0	0	0	2	0	0	0	0	0	0	0	1	2	0	.000
Feb 16	HOLY CROSS-1	*ss	6	1	3	0	1	0	0	0	0	0	0	0	0	0	0	4	5	0	.333
Feb 16	HOLY CROSS-2	*ss	4	1	2	1	0	0	0	1	2	0	0	0	0	0	0	1	0	1	.385
Feb 17	HOLY CROSS	*ss/p	5	1	2	0	0	0	0	0	0	0	0	0	0	0	0	0	1	0	.389
Feb 22	CORNELL	*ss	5	2	2	2	0	1	0	0	0	0	0	0	0	1	0	2	1	0	.391
Feb 23	CORNELL	*ss	4	1	2	3	0	0	0	1	1	0	0	0	0	0	1	0	2	1	.407
Feb 24	CORNELL	*ss	6	2	2	0	1	0	0	0	0	0	0	0	0	0	0	5	3	0	.394
Feb 26	DALLAS BAPTIST	*ss	5	0	0	0	0	0	0	0	0	0	0	0	0	1	1	3	1	0	.342
Mar 01	vs Texas A&M	*ss	4	0	0	0	0	0	0	0	0	0	0	0	0	0	2	0	1	0	.310
Mar 02	vs Rice	*ss	3	0	2	1	1	0	0	0	1	0	0	0	1	0	0	2	2	0	.333
Mar 03	vs Texas State	*ss	5	2	3	1	1	0	0	0	0	0	0	0	0	0	0	1	3	0	.360
Mar 08	NEBRASKA	*ss	4	0	2	0	2	0	0	0	0	0	0	0	0	0	1	1	3	0	.370
Mar 09	NEBRASKA	*ss	4	0	0	0	0	0	0	0	0	0	0	0	0	0	1	1	0	4	.345
Mar 10	NEBRASKA	*ss	4	0	1	0	0	0	0	1	0	0	0	0	0	0	0	2	3	0	.339
Mar 13	ABILENE CHRISTIAN	*ss	4	2	2	2	0	0	2	1	0	0	0	0	0	0	0	2	3	0	.348
Totals		15gs	66	14	23	10	6	1	2	6	4	0	0	0	1	3	6	24	34	3	.348

On base pct. .397 • Slugging pct. .561

#2 Loftin, Nick - 1 appearance (All games)

Date	Opponent	GS	IP	H	R	ER	BB	SO	2B	3B	HR	WP	BK	HBP	IBB	Score	W-L	Sv	ERA	NP
Feb 17	HOLY CROSS		1.0	1	0	0	0	1	0	0	0	0	0	0	0	6-1	0-0	0	0.00	18
Totals		0	1.0	1	0	0	0	1	0	0	0	0	0	0	0	6-1	0-0	0	0.00	-

2 — NICK LOFTIN

INF • R/R • 6-1 • 165 • SO • 1L
CORPUS CHRISTI, TEXAS
W.B. RAY HS

SEASON HIGHS

HITTING

Hits: 3 (2/15 vs. Holy Cross)
Runs: 2 (5x, last 3/13 vs. ACU)
Doubles: 2 (3/8 vs. Nebraska)
Triples: 1 (2/22 vs. Cornell)
Homers: 2 (3/13 vs. ACU)
RBI: 3 (2/23 vs. Cornell)
Walks: 2 vs. Holy Cross 2-15
Steals: 2 vs. Holy Cross 2-16 (2DH)
Hitting Streak: 6 (Feb. 16-Feb. 24)
On-Base Streak: 7 (Feb. 15-Feb. 24)

PITCHING

Relief Innings: 1.0 (2/17 vs. Holy Cross)
Starter Innings: N/A
Strikeouts: 1 vs. Holy Cross 2/17
Scoreless Appearance Streak: N/A
Winning Streak: N/A

CAREER HIGHS

HITTING


Hits: 4 (4-27-18 at KSU)
Runs: 4 (4-28-18 at KSU)
Doubles: 2 (3x, last 3-8-19 vs. Nebraska)
Triples: 1 (2/22/19 vs. Cornell)
Homers: 2 (3/13/19 vs. ACU)
Total Bases: 7 (4-27-18 at KSU)
RBI: 4 (3-24-18 vs. KU)
Walks: 2 vs. Holy Cross 2-16
Steals: 2 vs. Holy Cross (2-16) (2 DH)
Hitting Streak: 11 (April 22-May 17, 2018)
On-Base Streak: 21 (April 8-May 19, 2018)

PITCHING

Relief Innings: 1.0 (3x, last 2-17-19 vs. Holy Cross)
Starter Innings: N/A
Strikeouts: 2 (4-2-18 vs. Texas State)
Scoreless Appearance Streak: N/A
Winning Streak: N/A

LOFTIN'S CAREER STATS

Hitting																						
Season	AVG.	GP-GS	AB	R	H	2B	3B	HR	RBI	SLG%	BB	HBP	SO	GDP	OB%	SF	SH	SB	PO	A	E	FLD%
2018	.306	55-53	222	52	68	12	0	6	36	.441	21	2	20	7	.370	1	8	5	91	78	12	.934
2019	.348	15-15	66	14	23	6	1	2	10	.561	6	0	6	3	.397	1	0	4	24	34	3	.951
CAREER	.316	70-68	288	66	91	18	1	8	46	.469	27	2	26	10	.376	2	8	9	115	112	15	.938
Pitching																						
Season	ERA	W-L	APP-GS	CG	SHO	SV	IP	H	R	ER	BB	SO	2B	3B	HR	BF	B/AVG	WP	HBP	BK	SFA	SHA
2018	0.00	0-0	2-0	0	0	0	2.0	0	0	0	0	3	0	0	0	6	.000	0	0	0	0	0
2019	0.00	0-0	1-0	0	0	0	1.0	1	0	0	0	1	0	0	0	4	.250	0	0	0	0	0
CAREER	0.00	0-0	3-0	0	0	0	3	1	0	0	0	4	0	0	0	10	.100	0	0	0	0	0



2019 GAME-BY-GAME

#50 Mueller, Mack - 9 games (All games)

Date	Opponent	Pos	AB	R	H	RBI	2B	3B	HR	BB	SB	CS	HBP	SAC	SF	GDP	K	PO	A	E	Avg
Feb 15	HOLY CROSS	*1b	1	0	0	1	0	0	0	2	0	0	0	0	1	0	0	5	0	0	.000
Feb 16	HOLY CROSS-1	*1b	3	0	0	0	0	0	0	0	0	0	0	0	0	0	1	3	1	1	.000
Feb 22	CORNELL	ph/of	1	1	1	1	0	0	1	0	0	0	0	0	0	0	0	1	0	0	.200
Feb 23	CORNELL	*dh	4	1	0	0	0	0	0	0	0	0	0	0	0	0	2	0	0	0	.111
Mar 03	vs Texas State	*of	0	0	0	0	0	0	0	0	0	0	0	0	0	0	0	1	0	0	.111
Mar 08	NEBRASKA	*of	3	2	2	1	1	0	0	0	0	0	1	0	0	0	1	1	0	0	.250
Mar 09	NEBRASKA	*of	3	0	0	0	0	0	0	0	0	0	0	0	0	0	1	1	0	0	.200
Mar 10	NEBRASKA	*of	5	2	3	3	0	0	0	0	0	0	0	0	0	0	2	2	0	0	.300
Mar 13	ABILENE CHRISTIAN	*of	2	1	1	0	1	0	0	1	0	0	1	0	0	0	1	2	0	0	.318
Totals		7gs	22	7	7	6	2	0	1	3	0	0	2	0	1	0	8	16	1	1	.318

On base pct. .429 • Slugging pct. .545

50 — MACK MUELLER

OF/1B • R/R • 6-3 • 225 • JR • TR

ABILENE, TEXAS

(CISCO COLLEGE/RICE/WYLIE HS)

SEASON HIGHS

- Hits: 3 (vs. Nebraska 3/10)
- Runs: 2 (2x, last vs. Nebraska 3/10)
- Doubles: 1 (vs. Nebraska 3/8)
- Triples: N/A
- Homers: 1 (vs. Cornell 2/22)
- RBI: 3 (vs. Nebraska 3/10)
- Walks: 2 (vs. Holy Cross 2/15)
- Steals: N/A
- Hitting Streak: 1 game (3x)
- On-Base Streak: 1 game

CAREER HIGHS

- Hits: 3 (vs. Nebraska 3/10/19)
- Runs: 2 (2x, last vs. Nebraska 3/10/19)
- Doubles: 1 (vs. Nebraska 3/8/19)
- Triples: N/A
- Homers: 1 (vs. Cornell 2/22/19)
- RBI: 3 (vs. Nebraska 3/10/19)
- Walks: 2 (vs. Holy Cross 2/15/19)
- Steals: N/A
- Hitting Streak: 1 game (3x)
- On-Base Streak: 1 game

MUELLER'S CAREER STATS																						
Season	AVG.	GP-GS	AB	R	H	2B	3B	HR	RBI	SLG%	BB	HBP	SO	GDP	OB%	SF	SH	SB-ATT	PO	A	E	FLD%
2019	.318	9-7	22	7	7	2	0	1	6	.545	3	2	8	0	.429	1	0	0	16	1	1	.944
CAREER	.318	9-7	22	7	7	2	0	1	6	.545	3	2	8	0	.429	1	0	0	16	1	1	.944



2019 GAME-BY-GAME

#34 Needham, Anderson - 4 appearances (All games)

Date	Opponent	GS	IP	H	R	ER	BB	SO	2B	3B	HR	WP	BK	HBP	IBB	Score	W-L	Sv	ERA	NP
Feb 17	HOLY CROSS	*	4.2	2	1	1	4	6	0	0	0	1	0	0	0	6-1	0-0	0	1.93	81
Feb 24	CORNELL		4.0	4	2	2	3	6	1	0	0	0	0	0	0	12-4	1-0	0	3.12	71
Mar 03	vs Texas State		0.1	1	2	2	3	1	0	0	0	4	0	0	0	5-4	1-0	0	5.00	24
Mar 10	NEBRASKA	*	2.0	1	3	3	5	1	0	0	0	1	0	0	0	10-3	1-0	0	6.55	49
Totals		2	11.0	8	8	8	15	14	1	0	0	6	0	0	0	33-12	1-0	0	6.55	-

34 — ANDERSON NEEDHAM

RHP • R/R • 6-4 • 190 • FR • HS

HEATH, TEXAS

(ROCKWALL HEATH HS)

SEASON HIGHS

Relief Innings: 4.0 vs. Cornell (2/24)

Starter Innings: 4.2 vs. Holy Cross (2/17)

Strikeouts: 6 (2x, last 2/24 vs. Cornell)

Scoreless Appearance Streak: N/A

Winning Streak: 1 game (Feb. 24)

CAREER HIGHS

Relief Innings: 4.0 vs. Cornell (2/24/19)

Starter Innings: 4.2 vs. Holy Cross (2/17/19)

Strikeouts: 6 (2x, last 2/24/19 vs. Cornell)

Scoreless Appearance Streak: N/A

Winning Streak: 1 game (Feb. 24, 2019)

NEEDHAM'S CAREER STATS

Season	ERA	W-L	APP-GS	CG	SHO	SV	IP	H	R	ER	BB	SO	2B	3B	HR	BF	B/AVG	WP	HBP	BK	SFA	SHA
2019	6.55	1-0	4-2	0	0	0	11.0	8	8	8	15	14	1	0	0	54	.211	6	0	0	0	1
CAREER	6.55	1-0	4-2	0	0	0	11.0	8	8	8	15	14	1	0	0	54	.211	6	0	0	0	1



2019 GAME-BY-GAME

#20 Raguse, T.J. - 3 games (All games)

Date	Opponent	Pos	AB	R	H	RBI	2B	3B	HR	BB	SB	CS	HBP	SAC	SF	GDP	K	PO	A	E	Avg
Feb 16	HOLY CROSS-1	*dh	1	0	0	0	0	0	0	0	0	1	1	0	0	0	1	0	0	0	.000
Feb 22	CORNELL	ph	1	0	0	0	0	0	0	0	0	0	0	0	0	0	0	0	0	0	.000
Mar 03	vs Texas State	ph	1	0	0	0	0	0	0	0	0	0	0	0	0	0	1	0	0	0	.000
Totals		1gs	3	0	0	0	0	0	0	0	0	1	1	0	0	0	2	0	0	0	.000

On base pct. .250 • Slugging pct. .000

20 — T.J. RAGUSE

OF • L/L • 6-1 • 205 • SR • 3L
 GEORGETOWN, TEXAS
 (GEORGETOWN HS)

SEASON HIGHS

- Hits: N/A
- Runs: N/A
- Doubles: N/A
- Triples: N/A
- Homers: N/A
- Total Bases: N/A
- RBI: N/A
- Walks: N/A
- Steals: N/A
- Hitting Streak: N/A
- On-Base Streak: 1 game (2/16)

CAREER HIGHS

- Hits: 4 (4-15-18 at Memphis)
- Runs: 3 (5x, last 4-27-18 at KSU)
- Doubles: 2 (5-14-16 vs. TCU)
- Triples: N/A
- Homers: 1 (3x, last 4-27-18 at KSU)
- Total Bases: 6 (4-27-18 at KSU)
- RBI: 3 (4x, last 5-19-17 vs. KSU)
- Walks: 3 (3x, last 4-17-18 vs. UAPB)
- Steals: 1 (8x, last 5-19-17 vs. KSU)
- Hitting Streak: 11 (April 18-May 13, 2018)
- On-Base Streak: 18 (April 7-May 13, 2018)

RAGUSE'S CAREER STATS																						
Season	AVG.	GP-GS	AB	R	H	2B	3B	HR	RBI	SLG%	BB	HBP	SO	GDP	OB%	SF	SH	SB-ATT	PO	A	E	FLD%
2016	.300	36-25	90	19	27	8	0	1	18	.422	19	1	19	1	.427	0	1	1	0	0	0	.000
2017	.266	49-48	169	26	45	5	0	1	23	.314	31	1	29	2	.377	3	3	7	80	6	5	.945
2018	.324	35-32	108	22	35	4	0	1	19	.389	10	1	12	1	.380	2	1	0	37	3	3	.930
2019	.000	3-1	3	0	0	0	0	0	0	.000	0	1	2	0	.250	0	0	0	0	0	0	.000
CAREER	.289	123-106	370	67	107	17	0	3	60	.359	60	4	62	4	.390	5	5	8	117	9	8	.940



2018 GAME-BY-GAME

#25 Thomas, Andy - 8 games (All games)

Date	Opponent	Pos	AB	R	H	RBI	2B	3B	HR	BB	SB	CS	HBP	SAC	SF	GDP	K	PO	A	E	Avg
Feb 26	DALLAS BAPTIST	*dh	1	0	0	1	0	0	0	2	0	0	0	0	1	0	0	0	0	0	.000
Mar 01	vs Texas A&M	*dh	3	0	0	0	0	0	0	0	0	0	0	0	0	0	3	0	0	0	.000
Mar 02	vs Rice	*c	4	0	0	0	0	0	0	0	0	0	0	0	0	0	2	14	0	0	.000
Mar 03	vs Texas State	*dh	2	0	1	1	0	0	0	2	0	0	0	0	0	0	0	0	0	0	.100
Mar 08	NEBRASKA	*dh	4	0	1	0	0	0	0	0	0	0	0	0	0	1	1	0	0	0	.143
Mar 09	NEBRASKA	*c	3	0	0	0	0	0	0	0	0	0	0	0	0	0	0	12	0	0	.118
Mar 10	NEBRASKA	*c	5	0	3	3	3	0	0	0	0	0	0	0	0	0	0	10	1	0	.227
Mar 13	ABILENE CHRISTIAN	*dh	2	1	1	1	0	0	0	2	0	0	0	0	0	0	1	0	0	0	.250
Totals		8gs	24	1	6	6	3	0	0	6	0	0	0	0	1	1	7	36	1	0	.250

On base pct. .387 • Slugging pct. .375

25 — ANDY THOMAS

C/1B • L/R • 6-2 • 210 • JR • 2L
MURRIETA, CALIF.
(MURRIETA HS)


2019 SEASON HIGHS

- Hits: 3 vs. Nebraska (3/10)
- Runs: 1 vs. ACU (3/13)
- Doubles: 3 vs. Nebraska (3/10)
- Triples: N/A
- Homers: N/A
- RBI: 3 vs. Nebraska (3/10)
- Walks: 2 (2x, last 3/3 vs. Texas State)
- Steals: N/A
- Hitting Streak: 2 games (2x, last 3/10-pres)
- On-Base Streak: 2 games (2x, last 3/10-pres)

CAREER HIGHS

- Hits: 3 (7x, last 5-11-18 vs. OSU)
- Runs: 3 (2x, last 4-24-18 at TXST)
- Doubles: 3 (3-10-19 vs. Nebraska)
- Triples: 1 (2x, last 5-10-17 vs. PVAMU)
- Homers: 1 (2x, last 2-17-18 vs. HBU)
- Total Bases: 6 (2x, last 3-10-19 vs. Nebraska)
- RBI: 4 (5-11-18 vs. OSU)
- Walks: 4 (3-26-18 vs. PVAMU)
- Steals: 1 (4x, last 5-26-18 vs. OU)
- Hitting Streak: 12 (Feb. 16-March 10, 2018)
- On-Base Streak: 20 (April 2-May 17, 2018)

THOMAS' CAREER STATS																						
Season	AVG.	GP-GS	AB	R	H	2B	3B	HR	RBI	SLG%	BB	HBP	SO	GDP	OB%	SF	SH	SB	PO	A	E	FLD%
2017	.450	14-4	20	7	9	1	2	1	8	.850	5	1	1	0	.577	0	0	0	46	3	3	.942
2018	.324	58-58	216	35	70	10	0	1	34	.384	41	2	30	9	.435	1	3	4	428	42	5	.989
2019	.250	8-8	24	1	6	3	0	0	6	.375	6	0	7	1	.387	1	0	0	36	1	0	1.000
CAREER	.327	80-70	260	43	85	14	2	2	48	.419	52	3	38	10	.442	2	3	4	510	46	8	.986



2019 GAME-BY-GAME

#16 Thomas, Tyler - 3 appearances (All games)

Date	Opponent	GS	IP	H	R	ER	BB	SO	2B	3B	HR	WP	BK	HBP	IBB	Score	W-L	Sv	ERA	NP
Feb 16	HOLY CROSS-1	*	3.0	5	3	2	3	6	0	0	0	0	0	2	0	8-5	0-0	0	6.00	80
Feb 23	CORNELL	*	3.2	3	3	2	5	5	1	0	0	1	0	1	0	10-3	0-0	0	5.40	73
Mar 02	vs Rice	*	2.0	2	3	3	4	2	1	0	1	0	0	0	0	3-6	0-1	0	7.27	56
Totals		3	8.2	10	9	7	12	13	2	0	1	1	0	3	0	21-14	0-1	0	7.27	-

16 — TYLER THOMAS

LHP • L/L • 6-1 • 170 • SO • 1L

KELLER, TEXAS
(KELLER HS)

SEASON HIGHS

Relief Innings: N/A
 Starter Innings: 3.2 (2/23 vs. Cornell)
 Strikeouts: 6 (2/16 vs. Holy Cross)
 Scoreless Appearance Streak: N/A
 Winning Streak: N/A

CAREER HIGHS

Relief Innings: 2.2 (2-24-18 at UCLA)
 Starter Innings: 5.0 (3x, last 5-13-18 vs. OSU)
 Strikeouts: 7 (5-13-18 vs. OSU)
 Scoreless Appearance Streak: N/A
 Winning Streak: N/A

THOMAS' CAREER STATS																						
Season	ERA	W-L	APP-GS	CG	SHO	SV	IP	H	R	ER	BB	SO	2B	3B	HR	BF	B/AVG	WP	HBP	BK	SFA	SHA
2018	3.38	3-3	16-14	0	0	0	53.1	38	25	20	55	59	5	3	1	247	.209	6	5	0	4	1
2019	7.27	0-1	3-3	0	0	0	8.2	10	9	7	12	13	2	0	1	51	.278	1	3	0	0	0
CAREER	3.92	3-4	19-17	0	0	0	62.0	48	34	27	67	72	7	3	2	298	.220	7	8	0	4	1



2019 GAME-BY-GAME

#45 Weaver, Cole - 4 games (All games)

Date	Opponent	Pos	AB	R	H	RBI	2B	3B	HR	BB	SB	CS	HBP	SAC	SF	GDP	K	PO	A	E	Avg
Feb 15	HOLY CROSS	*dh	2	0	0	0	0	0	0	0	0	0	1	1	0	0	1	0	0	0	.000
Feb 16	HOLY CROSS-1	*of	1	0	0	0	0	0	0	0	0	0	1	0	0	0	0	1	0	0	.000
Feb 23	CORNELL	ph	1	0	0	0	0	0	0	0	0	0	0	0	0	0	0	0	0	0	.000
Feb 24	CORNELL	ph/2b	1	1	1	0	0	0	0	0	0	0	0	0	0	0	0	0	0	0	.200
Totals		2gs	5	1	1	0	0	0	0	0	0	0	2	1	0	0	1	1	0	0	.200

On base pct. .429 • Slugging pct. .200

45 — COLE WEAVER

INF/OF • L/R • 5-10 • 170 • SR • 2L

CARLSBAD, CALIF.

(SANTA FE CHRISTIAN HS/SAINT JOHN'S)

SEASON HIGHS

- Hits: 1 (2/24 vs. Cornell)
- Runs: 1 (2/24 vs. Cornell)
- Doubles: N/A
- Triples: N/A
- Homers: N/A
- RBI: N/A
- Walks: N/A
- Steals: N/A
- Hitting Streak: 1 game (2/24-pres)
- On-Base Streak: 1 game (2/24-pres)

CAREER HIGHS

- Hits: 1 (5x, last 2-24-19 vs. Cornell)
- Runs: 1 (5x, last 2-24-19 vs. Cornell)
- Doubles: N/A
- Triples: N/A
- Homers: N/A
- Total Bases: 1 (4x, last 2-15-19 vs. Holy Cross)
- RBI: 2 (2-18-17 vs. Niagara)
- Walks: 1 (3-18-18 vs. TTU)
- Steals: N/A
- Hitting Streak: 1 game (2/24-pres)
- On-Base Streak: 1 game (2/24-pres)

WEAVER'S CAREER STATS																						
Season	AVG.	GP-GS	AB	R	H	2B	3B	HR	RBI	SLG%	BB	HBP	SO	GDP	OB%	SF	SH	SB	PO	A	E	FLD%
2017	.500	6-0	4	3	2	0	0	0	2	.500	0	0	0	0	.500	0	0	0	2	3	1	.833
2018	.182	11-1	11	1	2	0	0	0	0	.182	1	0	2	0	.250	0	0	0	4	0	0	1.000
2019	.200	4-2	5	1	1	0	0	0	0	.200	0	2	1	0	.429	0	1	0	1	0	0	1.000
CAREER	.250	21-3	20	5	5	0	0	0	2	.250	1	2	3	0	.348	0	1	0	7	3	1	.909



2019 GAME-BY-GAME

#37 Wehsener, Chase - 15 games (All games)

Date	Opponent	Pos	AB	R	H	RBI	2B	3B	HR	BB	SB	CS	HBP	SAC	SF	GDP	K	PO	A	E	Avg
Feb 15	HOLY CROSS	ph/1b	1	0	0	0	0	0	0	0	0	0	0	0	0	0	0	1	0	0	.000
Feb 16	HOLY CROSS-1	1b	2	1	0	0	0	0	0	1	0	0	0	0	0	0	6	0	0	0	.000
Feb 16	HOLY CROSS-2	*1b	5	1	1	0	0	0	0	0	0	0	0	0	0	0	1	5	0	0	.125
Feb 17	HOLY CROSS	*1b	4	0	0	0	0	0	0	0	0	0	0	0	0	0	2	13	0	0	.083
Feb 22	CORNELL	*1b	4	1	3	5	0	0	0	1	0	0	0	0	0	0	0	6	0	0	.250
Feb 23	CORNELL	*1b	4	2	2	0	0	0	0	0	0	0	0	0	0	0	1	6	0	0	.300
Feb 24	CORNELL	*1b	5	2	2	0	0	0	0	0	0	0	0	0	0	0	0	7	0	0	.320
Feb 26	DALLAS BAPTIST	*1b	4	1	2	1	0	0	0	0	0	0	0	0	0	0	1	7	2	0	.345
Mar 01	vs Texas A&M	*1b	3	0	0	0	0	0	0	0	0	0	0	0	0	0	0	8	0	0	.312
Mar 02	vs Rice	*1b	4	1	1	0	0	0	0	0	0	0	0	0	0	0	1	3	1	0	.306
Mar 03	vs Texas State	*1b	3	0	0	0	0	0	0	0	0	0	0	1	0	0	1	9	0	0	.282
Mar 08	NEBRASKA	*1b	4	1	2	0	1	0	0	0	0	0	0	0	0	0	0	7	1	0	.302
Mar 09	NEBRASKA	*1b	3	0	0	0	0	0	0	0	0	0	0	0	0	0	1	6	0	0	.283
Mar 10	NEBRASKA	*1b	2	1	0	0	0	0	0	3	0	0	0	0	0	0	0	8	1	0	.271
Mar 13	ABILENE CHRISTIAN	*1b	3	0	1	1	1	0	0	0	0	0	1	0	0	0	0	11	0	0	.275
Totals		13gs	51	11	14	7	2	0	0	5	0	0	2	0	0	0	8	103	5	0	.275

On base pct. .339 • Slugging pct. .314

37 — CHASE WEHSENER

INF • R/L • 6-1 • 185 • RFR • RS
SAN DIEGO, CALIF.
(CHRISTIAN HS)

SEASON HIGHS

- Hits: 3 (2/22 vs. Cornell)
- Runs: 2 (2x, last 2/24 vs. Cornell)
- Doubles: 1(3/8 vs. Nebraska)
- Triples: N/A
- Homers: N/A
- RBI: 5 (2/22 vs. Cornell)
- Walks: 1 (2x, last 2/22 vs. Cornell)
- Steals: N/A
- Hitting Streak: 4 games (2/22-2/26)
- On-Base Streak: 4 games (2/22-2/26)

CAREER HIGHS

- Hits: 3 (2/22/19 vs. Cornell)
- Runs: 2 (2x, last 2/24/19 vs. Cornell)
- Doubles: 1 (3/8/19 vs. Nebraska)
- Triples: N/A
- Homers: N/A
- RBI: 5 (2/22/19 vs. Cornell)
- Walks: 1 (2x, last 2/22/19 vs. Cornell)
- Steals: N/A
- Hitting Streak: 4 games (2/22-2/26/19)
- On-Base Streak: 4 games (2/22-2/26/19)

WEHSENER'S CAREER STATS																						
Season	AVG.	GP-GS	AB	R	H	2B	3B	HR	RBI	SLG%	BB	HBP	SO	GDP	OB%	SF	SH	SB	PO	A	E	FLD%
2019	.275	15-13	51	11	14	2	0	0	7	.314	5	0	8	0	.339	0	2	0	103	5	0	1.000
CAREER	.275	15-13	51	11	14	2	0	0	7	.314	5	0	8	0	.339	0	2	0	103	5	0	1.000



2019 GAME-BY-GAME

#33 Wendzel, Davis - 15 games (All games)

Date	Opponent	Pos	AB	R	H	RBI	2B	3B	HR	BB	SB	CS	HBP	SAC	SF	GDP	K	PO	A	E	Avg	
Feb 15	HOLY CROSS	*3b/ss	4	3	3	2	1	0	0	2	0	0	0	0	0	0	0	2	2	0	.750	
Feb 16	HOLY CROSS-1	*3b	5	0	1	0	0	0	0	0	1	0	1	0	0	0	1	0	1	0	.444	
Feb 16	HOLY CROSS-2	*3b	4	1	2	2	0	0	0	0	0	0	0	0	1	0	0	0	1	0	.462	
Feb 17	HOLY CROSS	*3b/ss	4	1	1	1	1	0	0	1	0	0	0	0	0	0	0	0	5	0	.412	
Feb 22	CORNELL	*3b/ss	3	3	3	0	0	0	0	2	1	0	1	0	0	0	0	0	1	0	.500	
Feb 23	CORNELL	*3b	3	0	2	1	2	0	0	1	1	0	1	0	0	0	0	1	1	0	.522	
Feb 24	CORNELL	*3b	4	3	2	1	2	0	0	2	0	1	0	0	0	0	0	0	0	0	.519	
Feb 26	DALLAS BAPTIST	*3b	4	2	2	3	0	0	2	1	0	0	0	0	0	0	1	0	2	0	.516	
Mar 01	vs Texas A&M	*3b	3	0	2	2	0	0	0	0	1	0	0	0	1	0	1	0	2	0	.529	
Mar 02	vs Rice	*3b	4	0	0	0	0	0	0	0	0	0	0	0	0	0	3	1	3	0	.474	
Mar 03	vs Texas State	*3b	5	1	2	1	1	0	0	0	0	0	0	0	0	0	1	1	2	0	.465	
Mar 08	NEBRASKA	*3b	4	0	1	0	0	0	0	0	0	0	0	0	0	0	1	0	3	0	.447	
Mar 09	NEBRASKA	*3b	4	0	1	0	0	0	0	0	0	0	0	0	0	0	0	3	2	0	.431	
Mar 10	NEBRASKA	*3b	4	1	1	1	0	0	0	0	0	0	1	0	0	0	2	2	3	0	.418	
Mar 13	ABILENE CHRISTIAN	*3b	4	1	1	0	1	0	0	0	0	0	0	0	0	0	1	1	3	0	.407	
Totals			15gs	59	16	24	14	8	0	2	7	6	0	5	0	2	0	11	11	31	0	.407

On base pct. .493 • Slugging pct. .644

33 — DAVIS WENZEL

INF • R/R • 6-0 • 205 • JR • 2L
 SAN CLEMENTE, CALIF.
 (J SERRA HS)

SEASON HIGHS

- Hits: 3 (2x, last 2/22 vs. Cornell)
- Runs: 3 (3x, last 2/24 vs. Cornell)
- Doubles: 2 (2x, last 2/23 vs. Cornell)
- Triples: N/A
- Homers: 2 (2/26 vs. DBU)
- RBI: 3 (2/26 vs. DBU)
- Walks: 2 2x (2/22 vs. Cornell)
- Steals: 2 (2/24 vs. Cornell)
- Hitting Streak: 9 games (Feb. 15-March 1)
- On-Base Streak: 9 games (Feb. 15-March 1)

CAREER HIGHS

- Hits: 4 (5-10-17 vs. PVAMU)
- Runs: 3 (5x, last 2-24-19 vs. Cornell)
- Doubles: 2 (5x, last 2-24-19 vs. Cornell)
- Triples: 1 (3x, last 5-8-18 vs. PVAMU)
- Homers: 2 (2x, 2-26-19 vs. DBU, 4-22-17 at TCU)
- Total Bases: 10 (4-22-17 at TCU)
- RBI: 5 (4-28-18 at KSU)
- Walks: 3 (2x, last 4-20-18 vs. TCU)
- Steals: 2 (2-24-19 vs. Cornell)
- Hitting Streak: 17 (April 13-May 13, 2018)
- On-Base Streak: 37 (March 10-May 13, 2018)

WENZEL'S CAREER STATS																						
Season	AVG.	GP-GS	AB	R	H	2B	3B	HR	RBI	SLG%	BB	HBP	SO	GDP	OB%	SF	SH	SB	PO	A	FLD%	
2017	.301	50-47	153	34	46	7	2	8	30	.529	30	4	22	3	.428	0	6	0	77	43	7	.945
2018	.310	58-58	216	38	67	22	1	8	49	.532	39	12	40	2	.435	4	0	4	37	69	3	.972
2019	.407	15-15	59	16	24	8	0	2	14	.644	7	5	11	0	.493	2	0	6	11	31	0	1.000
CAREER	.320	123-120	428	88	137	37	3	18	93	.547	76	21	73	5	.441	6	6	10	125	143	10	.964



2019 GAME-BY-GAME

#24 Winston, Jimmy - 8 appearances (All games)

Date	Opponent	GS	IP	H	R	ER	BB	SO	2B	3B	HR	WP	BK	HBP	IBB	Score	W-L	Sv	ERA	NP
Feb 16	HOLY CROSS-1		4.0	4	1	1	1	3	1	0	1	0	0	0	0	8-5	0-0	0	2.25	60
Feb 22	CORNELL		1.0	1	0	0	0	1	0	0	0	1	0	0	0	17-0	0-0	0	1.80	12
Feb 24	CORNELL		1.0	1	0	0	0	1	1	0	0	0	0	0	1	12-4	0-0	0	1.50	22
Feb 26	DALLAS BAPTIST		1.0	1	0	0	0	1	0	0	0	0	0	0	0	10-4	0-0	0	1.29	13
Mar 01	vs Texas A&M		3.0	1	0	0	1	3	1	0	0	0	0	1	0	2-5	0-0	0	0.90	45
Mar 03	vs Texas State		1.2	1	0	0	0	0	0	0	0	0	0	0	0	5-4	0-0	0	0.77	15
Mar 08	NEBRASKA		0.2	0	0	0	0	1	0	0	0	0	0	1	0	4-12	0-0	0	0.73	14
Mar 10	NEBRASKA		3.0	3	0	0	2	3	0	0	0	1	0	1	0	10-3	1-0	0	0.59	45
Totals		0	15.1	12	1	1	4	13	3	0	1	2	0	4	0	68-37	1-0	0	0.59	-

24 — JIMMY WINSTON

RHP • R/R • 6-4 • 200 • RSO • 1L

HOUSTON, TEXAS

(LAMAR HS)

SEASON HIGHS

Relief Innings: 4.0 vs. Holy Cross 2-16 (Gm 1)

Starter Innings: N/A

Strikeouts: 3 (3x, last 3-10 vs. Nebraska)

Scoreless Appearance Streak: 7 appearances

(11.1 inn) (Feb. 22-pres)

Winning Streak: 1 game (March 10-pres)

CAREER HIGHS

Relief Innings: 4.0 vs. Holy Cross (2-16-19, Gm 1)

Starter Innings: 4.0 (4-17-18 vs. TSU)

Strikeouts: 3, 2x (2-16-19 vs. Holy Cross, 5-27-18 vs. TCU)

Scoreless Appearance Streak: 7 appearances

(11.1 inn) (Feb. 22, 2019-pres)

Winning Streak: 1 game (March 10-pres)

WINSTON'S CAREER STATS																						
Season	ERA	W-L	APP-GS	CG	SHO	SV	IP	H	R	ER	BB	SO	2B	3B	HR	BF	B/AVG	WP	HBP	BK	SFA	SHA
2018	2.25	2-0	11-2	0	0	0	20.0	17	6	5	9	12	3	0	1	83	.236	1	1	0	1	0
2019	0.59	1-0	8-0	0	0	0	15.1	12	1	1	4	13	3	0	1	61	.226	2	4	0	0	0
Career	1.53	3-0	19-2	0	0	0	35.1	29	7	6	13	25	6	0	2	144	.232	3	5	0	1	0

GAME BY GAME**#55 Gilbert, William - 2 appearances (All games)**

Date	Opponent	GS	IP	H	R	ER	BB	SO	2B	3B	HR	WP	BK	HBP	IBB	Score	W-L	Sv	ERA	NP
Feb 15	HOLY CROSS		1.0	1	0	0	0	2	0	0	0	1	0	0	0	12-0	0-0	0	0.00	29
Mar 08	NEBRASKA		0.1	1	3	3	3	0	0	0	1	0	0	0	0	4-12	0-0	0	20.25	18
Totals		0	1.1	2	3	3	3	2	0	0	1	1	0	0	0	16-12	0-0	0	20.25	-

#22 Helton, Blake - 1 game (All games)

Date	Opponent	Pos	AB	R	H	RBI	2B	3B	HR	BB	SB	CS	HBP	SAC	SF	GDP	K	PO	A	E	Avg	
Mar 08	NEBRASKA	p	0	0	0	0	0	0	0	0	0	0	0	0	0	0	0	0	1	0	0	.000
Totals		0gs	0	0	0	0	0	0	0	0	0	0	0	0	0	0	0	0	1	0	0	.000

On base pct. .000 • Slugging pct. .000

#22 Helton, Blake - 2 appearances (All games)

Date	Opponent	GS	IP	H	R	ER	BB	SO	2B	3B	HR	WP	BK	HBP	IBB	Score	W-L	Sv	ERA	NP
Feb 22	CORNELL		1.0	0	0	0	0	0	0	0	0	0	0	0	0	17-0	0-0	0	0.00	10
Mar 08	NEBRASKA		2.0	4	2	2	0	1	0	1	0	0	0	0	0	4-12	0-0	0	6.00	29
Totals		0	3.0	4	2	2	0	1	0	1	0	0	0	0	0	21-12	0-0	0	6.00	-

#11 Martinez, Ricky - 6 games (All games)

Date	Opponent	Pos	AB	R	H	RBI	2B	3B	HR	BB	SB	CS	HBP	SAC	SF	GDP	K	PO	A	E	Avg	
Feb 15	HOLY CROSS	ph/3b	0	0	0	0	0	0	0	1	0	0	0	0	0	0	0	0	0	0	0	.000
Feb 17	HOLY CROSS	3b	0	0	0	0	0	0	0	0	0	0	0	0	0	0	0	0	0	0	0	.000
Feb 22	CORNELL	ph/3b	0	0	0	0	0	0	0	0	0	0	1	0	0	0	0	0	0	0	0	.000
Feb 24	CORNELL	*dh	4	0	2	1	1	0	0	0	0	0	0	0	0	0	0	0	0	0	0	.500
Mar 01	vs Texas A&M	ph/of	3	0	0	0	0	0	0	0	0	0	0	0	0	0	3	2	0	0	0	.286
Mar 03	vs Texas State	*of	3	0	0	0	0	0	0	0	0	0	0	0	0	1	1	0	0	0	0	.200
Totals		2gs	10	0	2	1	1	0	0	1	0	0	1	0	0	1	4	2	0	0	0	.200

On base pct. .333 • Slugging pct. .300

#13 Seay, Hunter - 3 games (All games)

Date	Opponent	Pos	AB	R	H	RBI	2B	3B	HR	BB	SB	CS	HBP	SAC	SF	GDP	K	PO	A	E	Avg	
Feb 15	HOLY CROSS	ph/of	1	0	0	0	0	0	0	0	0	0	0	0	0	0	1	0	0	0	0	.000
Feb 16	HOLY CROSS-2	ph	1	0	0	0	0	0	0	0	0	0	0	0	0	0	1	0	0	0	0	.000
Feb 24	CORNELL	ph	1	0	0	0	0	0	0	0	0	0	0	0	0	0	0	0	0	0	0	.000
Totals		0gs	3	0	0	0	0	0	0	0	0	0	0	0	0	0	2	0	0	0	0	.000

On base pct. .000 • Slugging pct. .000

#36 Segner, Ryan - 2 appearances (All games)

Date	Opponent	GS	IP	H	R	ER	BB	SO	2B	3B	HR	WP	BK	HBP	IBB	Score	W-L	Sv	ERA	NP
Feb 22	CORNELL		1.0	0	0	0	0	1	0	0	0	0	0	0	0	17-0	0-0	0	0.00	16
Mar 08	NEBRASKA		0.2	0	0	0	0	1	0	0	0	0	0	0	0	4-12	0-0	0	0.00	7
Totals		0	1.2	0	0	0	0	2	0	0	0	0	0	0	0	21-12	0-0	0	0.00	-

#29 Walsh, Jake - 1 game (All games)

Date	Opponent	Pos	AB	R	H	RBI	2B	3B	HR	BB	SB	CS	HBP	SAC	SF	GDP	K	PO	A	E	Avg	
Feb 22	CORNELL	ph/c	1	0	0	0	0	0	0	0	0	0	0	0	0	0	0	1	0	0	0	.000
Totals		0gs	1	0	0	0	0	0	0	0	0	0	0	0	0	0	0	1	0	0	0	.000

On base pct. .000 • Slugging pct. .000

LAST FIVE GAMES

Record: 3-2 Home: 2-2 Away: 0-0 Neutral: 1-0 Big 12: 0-0

Player	avg	gp-gs	ab	r	h	2b	3b	hr	rbi	tb	slg%	bb	hp	so	gdp	ob%	sf	sh	sb-att	po	a	e	fld%
21 Cunningham, Richard	.261	5-5	23	4	6	2	0	1	2	11	.478	0	1	6	0	.292	0	0	1-1	6	0	1	.857
50 Mueller, Mack	.462	5-4	13	5	6	2	0	0	4	8	.615	1	2	5	0	.563	0	0	0-0	7	0	0	1.000
2 Loftin, Nick	.381	5-5	21	4	8	3	0	2	3	17	.810	2	0	2	1	.435	0	0	0-0	6	16	1	.957
25 Thomas, Andy	.375	5-5	16	1	6	3	0	0	5	9	.563	4	0	2	1	.500	0	0	0-0	22	1	0	1.000
33 Wendzel, Davis	.286	5-5	21	3	6	2	0	0	2	8	.381	0	1	5	0	.318	0	0	0-0	7	13	0	1.000
23 Langeliers, Shea	.250	2-2	8	1	2	0	0	0	0	2	.250	1	0	1	1	.333	0	0	0-1	7	1	0	1.000
14 Bissonette, Josh	.235	5-5	17	4	4	0	0	1	3	7	.412	3	0	4	0	.350	0	0	0-1	14	9	1	.958
37 Wehsener, Chase	.200	5-5	15	2	3	2	0	0	1	5	.333	3	0	2	0	.333	0	2	0-0	41	2	0	1.000
9 Downey, Davion	.150	5-5	20	1	3	0	0	0	2	3	.150	1	1	5	0	.227	0	0	1-1	7	1	0	1.000
8 Harper, Kyle	.000	2-2	6	0	0	0	0	0	1	0	.000	1	0	1	1	.125	1	0	0-0	18	2	0	1.000
11 Martinez, Ricky	.000	1-1	3	0	0	0	0	0	0	0	.000	0	0	1	1	.000	0	0	0-0	0	0	0	.000
3 Bertelsman, Ryan	.000	2-1	2	0	0	0	0	0	0	0	.000	1	0	0	0	.333	0	0	1-1	0	0	0	.000
20 Raguse, T.J.	.000	1-0	1	0	0	0	0	0	0	0	.000	0	0	1	0	.000	0	0	0-0	0	0	0	.000
Totals	.265	5	166	25	44	14	0	4	23	70	.422	17	5	35	5	.349	1	2	3-5	135	49	4	.979
Opponents	.220	5	164	24	36	1	2	5	22	56	.341	28	5	49	3	.348	1	1	1-3	129	53	5	.973

LOB - Team (37), Opp (40). DPs turned - Team (5), Opp (5).

(Last Five Games Sorted by Earned run avg)

Player	era	w-l	app	gs	cg	sho	sv	ip	h	r	er	bb	so	2b	3b	hr	b/avg	wp	hp	bk	sfa	sha
24 Winston, Jimmy	0.00	1-0	3	0	0	0/0	0	5.1	4	0	0	2	4	0	0	0	.250	1	2	0	0	0
10 Leckich, Ryan	0.00	0-0	3	0	0	0/0	0	4.0	2	1	0	3	7	0	0	0	.133	0	0	0	0	0
15 Hill, Kyle	0.00	1-0	3	0	0	0/0	1	3.1	1	0	0	0	4	0	0	0	.091	0	0	0	0	0
41 Boyd, Luke	0.00	1-0	2	1	0	0/0	0	3.0	0	0	0	1	5	0	0	0	.000	1	0	0	0	0
36 Segner, Ryan	0.00	0-0	1	0	0	0/0	0	0.2	0	0	0	0	1	0	0	0	.000	0	0	0	0	0
40 Dickens, Paul	1.80	0-1	1	1	0	0/0	0	5.0	5	1	1	1	7	0	0	0	.294	0	0	0	1	0
30 Ashkinos, Jacob	2.25	0-0	4	0	0	0/0	0	4.0	2	1	1	3	3	0	0	1	.143	2	1	0	0	0
22 Helton, Blake	3.60	0-0	2	0	0	0/0	0	5.0	5	2	2	1	2	0	1	0	.263	0	0	0	0	1
31 Caruso, Daniel	3.86	0-0	3	0	0	0/0	0	4.2	5	2	2	2	5	0	0	1	.263	0	0	0	0	0
18 Bradford, Cody	6.00	0-0	1	1	0	0/0	0	3.0	3	2	2	1	4	0	1	0	.250	0	0	0	0	0
28 Kettler, Hayden	12.46	0-1	1	1	0	0/0	0	4.1	6	7	6	3	5	1	0	2	.316	1	2	0	0	0
34 Needham, Anderson	19.29	0-0	2	1	0	0/0	0	2.1	2	5	5	8	2	0	0	0	.222	5	0	0	0	0
55 Gilbert, William	81.00	0-0	1	0	0	0/0	0	0.1	1	3	3	3	0	0	0	1	.500	0	0	0	0	0
Totals	4.40	3-2	5	5	0	0/0	1	45.0	36	24	22	28	49	1	2	5	.220	10	5	0	1	1
Opponents	4.81	2-3	5	5	0	1/1	1	43.0	44	25	23	17	35	14	0	4	.265	8	5	1	1	2

PB - Team (1), Harper 1. SBA/ATT - Kettler (1-2), Winston (0-1), Harper (1-1), Thomas, A. (0-1).

LAST 10 GAMES

Record: 6-4 Home: 5-2 Away: 0-0 Neutral: 1-2 Big 12: 0-0

Player	avg	gp-gs	ab	r	h	2b	3b	hr	rbi	tb	slg%	bb	hp	so	gdp	ob%	sf	sh	sb-att	po	a	e	fld%	
33 Wendzel, Davis	.359	10-10	39	8	14	6	0	2	9	26	.667	2	3	10	0	.422	1	0	4-4	9	21	0	1.000	
2 Loftin, Nick	.326	10-10	43	7	14	5	0	2	7	25	.581	3	0	6	2	.362	1	0	2-2	16	25	2	.953	
21 Cunningham, Richard	.302	10-10	43	10	13	4	1	1	5	22	.512	2	2	10	0	.354	1	0	1-1	14	1	1	.938	
14 Bissonette, Josh	.294	10-10	34	7	10	3	0	1	5	16	.471	4	0	6	1	.368	0	0	0-1	20	24	2	.957	
8 Harper, Kyle	.292	7-7	24	4	7	1	0	1	6	11	.458	1	1	3	2	.333	1	0	0-0	56	8	0	1.000	
37 Wehsener, Chase	.286	10-10	35	8	10	2	0	0	2	12	.343	3	0	5	0	.342	0	2	0-0	72	5	0	1.000	
25 Thomas, Andy	.250	8-8	24	1	6	3	0	0	6	9	.375	6	0	7	1	.387	1	0	0-0	36	1	0	1.000	
9 Downey, Davion	.222	10-10	36	7	8	2	0	2	7	16	.444	2	6	11	1	.356	1	0	1-1	20	2	0	1.000	

45 Weaver, Cole	.500	2-0	2	1	1	0	0	0	0	1	.500	0	0	0	0	.500	0	0	0-0	0	0	0	.000	
50 Mueller, Mack	.353	6-5	17	6	6	2	0	0	4	8	.471	1	2	7	0	.450	0	0	0-0	7	0	0	1.000	
1 Haring, Cole	.333	4-4	15	2	5	0	0	1	5	8	.533	0	0	2	0	.313	1	0	0-1	4	0	0	1.000	
23 Langeliers, Shea	.250	2-2	8	1	2	0	0	0	0	2	.250	1	0	1	1	.333	0	0	0-1	7	1	0	1.000	
11 Martinez, Ricky	.200	3-2	10	0	2	1	0	0	1	3	.300	0	0	4	1	.200	0	0	0-0	2	0	0	1.000	
3 Bertelsman, Ryan	.167	3-2	6	0	1	0	1	0	2	3	.500	1	0	2	0	.286	0	0	1-1	0	0	0	.000	
13 Seay, Hunter	.000	1-0	1	0	0	0	0	0	0	0	.000	0	0	0	0	.000	0	0	0-0	0	0	0	.000	
20 Raguse, T.J.	.000	1-0	1	0	0	0	0	0	0	0	.000	0	0	1	0	.000	0	0	0-0	0	0	0	.000	
Totals	.293	10	338	62	99	29	2	10	59	162	.479	26	14	75	9	.361	7	2	9-12	267	93	7	.981	
Opponents	.219	10	324	46	71	10	4	10	42	119	.367	55	9	100	4	.347	1	2	4-7	255	91	11	.969	

LOB - Team (70), Opp (78). DPs turned - Team (9), Opp (9). IBB - Team (0), Opp (1).

(Last 10 Games Sorted by Earned run avg)

Player	era	w-l	app	gs	cg	sho	sv	ip	h	r	er	bb	so	2b	3b	hr	b/avg	wp	hp	bk	sfa	sha
24 Winston, Jimmy	0.00	1-0	6	0	0	0/0	0	10.1	7	0	0	3	9	2	0	0	.206	1	4	0	0	0
40 Dickens, Paul	3.14	1-1	4	2	0	0/0	0	14.1	14	5	5	3	19	2	2	1	.264	1	0	0	1	0

15 Hill, Kyle	0.00	1-0	5	0	0	0/0	1	5.1	1	0	0	1	8	0	0	0	.059	0	0	0	0	0
36 Segner, Ryan	0.00	0-0	1	0	0	0/0	0	0.2	0	0	0	0	1	0	0	0	.000	0	0	0	0	0
10 Leckich, Ryan	1.00	1-0	6	0	0	0/0	0	9.0	7	2	1	4	12	1	0	0	.212	0	1	0	0	0
41 Boyd, Luke	2.25	1-0	5	1	0	0/0	0	8.0	3	2	2	5	13	1	0	0	.115	1	0	0	0	0
30 Ashkinos, Jacob	2.25	0-0	4	0	0	0/0	0	4.0	2	1	1	3	3	0	0	1	.143	2	1	0	0	0
31 Caruso, Daniel	2.70	0-0	5	0	0	0/0	0	6.2	5	2	2	3	6	0	0	1	.200	0	0	0	0	0
22 Helton, Blake	3.60	0-0	2	0	0	0/0	0	5.0	5	2	2	1	2	0	1	0	.263	0	0	0	0	1
18 Bradford, Cody	7.20	0-0	2	2	0	0/0	0	5.0	5	4	4	3	6	0	1	1	.250	0	0	0	0	0
16 Thomas, Tyler	7.94	0-1	2	2	0	0/0	0	5.2	5	6	5	9	7	2	0	1	.227	1	1	0	0	0
34 Needham, Anderson	9.95	1-0	3	1	0	0/0	0	6.1	6	7	7	11	8	1	0	0	.261	5	0	0	0	0
28 Kettler, Hayden	11.88	0-2	2	2	0	0/0	0	8.1	10	12	11	6	6	1	0	4	.294	2	2	0	0	1
55 Gilbert, William	81.00	0-0	1	0	0	0/0	0	0.1	1	3	3	3	0	0	0	1	.500	0	0	0	0	0
Totals	4.35	6-4	10	10	0	0/0	1	89.0	71	46	43	55	100	10	4	10	.219	13	9	0	1	2
Opponents	6.04	4-6	10	10	0	1/1	2	85.0	99	62	57	26	75	29	2	10	.293	15	14	1	7	2


PB - Team (2), Harper 2, Opp (2). SBA/ATT - Harper (4-4), Winston (1-2), Kettler (1-2), Leckich (2-2), Thomas, A. (0-1), Dickens (0-1).



Jacob Ashkinos
 RHP • R-So. (1L) **30**
 R/R • 6-1 • 225
 Aledo, Texas
 (Cisco College)



Ryan Bertelsman
 OF • R-So. (1L) **3**
 R/R • 6-0 • 195
 Friendswood, Texas
 (Friendswood HS)



Josh Bissonette
 IF • Sr. (3L) **14**
 R/R • 6-0 • 185
 Anaheim Hills, Calif.
 (Orange Lutheran HS)



Luke Boyd
 RHP • Jr. (2L) **41**
 R/R • 6-2 • 180
 Ojai, Calif.
 (Nordhoff HS)



Cody Bradford
 LHP • Jr. (2L) **18**
 L/L • 6-3 • 195
 Aledo, Texas
 (Aledo HS)



Daniel Caruso
 RHP • R-So. (1L) **31**
 L/R • 6-0 • 160
 Los Angeles, Calif.
 (Loyola HS)



Richard Cunningham
 OF • Jr. (2L) **21**
 L/L • 5-10 • 195
 Austin, Texas
 (Stephen F. Austin HS)



Paul Dickens
 LHP • Jr. (TR) **40**
 L/L • 6-5 • 225
 Fort Worth, Texas
 (Navarro College)



Davion Downey
 OF • So. (1L) **9**
 L/L • 6-0 • 200
 Bowling Green, Ky.
 (Warren East HS)



Logan Freeman
 RHP • Jr. (TR) **44**
 R/R • 6-1 • 215
 Buffalo, Texas
 (McLennan CC)



Collin Garrett
 RHP • R-JR. (1L) **54**
 R/R • 6-5 • 250
 Montgomery, Texas
 (Montgomery HS)




William Gilbert
 RHP • So. (HS) **55**
 R/R • 6-6 • 220
 Plano, Texas
 (Trinity Christian Academy)



Cole Haring
 OF • Sr. (1L) **1**
 R/R • 5-10 • 185
 Katy, Texas
 (McLennan CC)




Kyle Harper
 C/1B • R-Fr. (RS) **8**
 R/R • 6-0 • 190
 Houston, Texas
 (Cypress Creek HS)



Brooks Helmer
 RHP/1B • Fr. (HS) **35**
 R/R • 6-4 • 230
 Rockwall, Texas
 (Rockwall HS)



Blake Helton
 RHP • Fr. (HS) **22**
 R/R • 6-4 • 175
 Austin, Texas
 (Lake Travis HS)




Kyle Hill
 RHP • Sr. (3V) **15**
 R/R • 5-11 • 195
 Corpus Christi, Texas
 (Calallen HS)




Hayden Kettler
 RHP • Jr. (2L) **28**
 R/R • 6-2 • 190
 Coppell, Texas
 (Coppell HS)



Shea Langeliers
 C • Jr. (2L) **23**
 R/R • 6-0 • 190
 Keller, Texas
 (Keller HS)




Ryan Leckich
 LHP • Jr. (2L) **19**
 S/L • 5-10 • 190
 Port Neches, Texas
 (Neches Groves HS)



Nick Loftin
 IF/RHP • So. (1V) **2**
 R/R • 6-1 • 165
 Corpus Christi, Texas
 (W.B. Ray HS)



Ricky Martinez
 IF • Fr. (HS) **11**
 R/R • 6-0 • 190
 Morgan Hill, Calif.
 (St. Francis HS)



Mack Mueller
 OF/1B • Jr. (TR) **50**
 R/L • 6-3 • 225
 Abilene, Texas
 (Cisco College)



Anderson Needham
 RHP • Fr. (HS) **34**
 R/R • 6-4 • 190
 Heath, Texas
 (Rockwall Heath HS)



T.J. Raguse
 OF • Sr. (3L) **20**
 L/L • 6-1 • 205
 Georgetown, Texas
 (Georgetown HS)




Hunter Seay
 OF/LHP • Jr. (2L) **13**
 L/L • 6-0 • 180
 Keller, Texas
 (Keller HS)



Ryan Segner
 RHP • Fr. (HS) **36**
 R/R • 6-2 • 190
 Fredricksburg, Texas
 (Fredricksburg HS)



Andy Thomas
 C/1B • Jr. (2L) **25**
 L/R • 6-2 • 210
 Murrieta, Calif.
 (Murrieta HS)



Tyler Thomas
 LHP • So. (1V) **16**
 L/L • 6-1 • 170
 Keller, Texas
 (Keller HS)



Jake Walsh
 C • Fr. (HS) **29**
 R/R • 6-3 • 175
 Carrollton, Texas
 (Trinity Christian HS)



Cole Weaver
 IF • Sr. (2L) **45**
 L/R • 5-10 • 170
 Carlsbad, Calif.
 (St. John's)



Chase Wehsener
 1B • R-Fr. (HS) **37**
 R/L • 6-1 • 185
 San Diego, Calif.
 (Christian HS)



Davis Wendzel
 IF • Jr. (2L) **33**
 R/R • 6-0 • 205
 San Clemente, Calif.
 (J Serra Catholic HS)



Branson Wilson
 RHP • Fr. (HS) **24**
 R/R • 6-3 • 190
 Fort Worth, Texas
 (Southwest Christian HS)



Jimmy Winston
 RHP • R-So. (1V) **24**
 R/R • 6-4 • 200
 Houston, Texas
 (Lamar HS)



Steve Rodriguez
 Head Coach
 Pepperdine, 2001 **5**
 4th season



Jon Strauss
 Assistant Coach
 Long Beach State, 1996 **4**
 4th season



Mike Taylor
 Assistant Coach
 Prairie View A&M, 1997 **6**
 4th season



Ruben Noriega
 Assistant Coach
 Lindenwood, 2009 **27**
 4th season