

BAYLOR

BASKETBALL GAME NOTES



Follow Baylor Basketball on Twitter, Instagram and Facebook: @BaylorMBB

GAME 32



NR/RV **BAYLOR** (19-12, 10-8 Big 12) vs. RV/RV **IOWA STATE** (20-11, 9-9 Big 12)

March 14, 2019 • 11:30 a.m. CT • Watch: ESPN2 and ESPN App • Listen: ESPN Central Texas and Sirius/XM
Kansas City, Mo. • Sprint Center (18,972) • Social Media: @BaylorMBB | #SicISU | #1TGF

MEDIA INFORMATION

TV: ESPN2 and ESPN App

Talent: Bob Wischusen (pxp), Fran Fraschilla (analyst), Holly Rowe (reporter)

BU Radio: ESPN Central Texas KRZI 1660 AM

Talent: John Morris (pxp), Pat Nunley (analyst)

Satellite: Sirius 135, XM 199, Internet 953

Social Media: @BaylorMBB | #SicISU | #1TGF

All-Time Series Iowa State leads 19-18

Waco Baylor leads 14-2

Ames Iowa State leads 14-3

Neutral Iowa State leads 3-1

Draw Era Baylor leads 14-12

First Meeting 12/5/88 – ISU 83-73 (Ames)

Last Season 1/13/18 – ISU 75-65 (Ames)

2/3/18 – BU 81-67 (Waco)

This Season 1/8/19 – BU 73-70 (Waco)

2/19/19 – BU 73-69 (Ames)

2018-19 SCHEDULE & RESULTS

DATE	BU	OPP	OPPONENT	TV	TIME
N6	—	—	TEXAS SOUTHERN	FSSW-Alt.	L, 69-72
N10	—	—	SOUTHERN ¹	FSSW	W, 80-53
N12	—	—	PRAIRIE VIEW A&M	FSSW-Alt.	W, 91-80
N16	—	—	NICHOLLS STATE ¹	FSSW	W, 81-54
N23	—	—	vs. Ole Miss ²	CBSSN	L, 70-78
N24	—	—	vs. George Mason ²	ECTV	W, 72-61
N27	—	—	SOUTH DAKOTA	FSSW+	W, 63-57
D1	—	—	at Wichita State	CBSSN	L, 63-71
D15	—	-/rv	at Arizona	ESPN2	W, 58-49
D18	—	—	STEPHEN F. AUSTIN	FSSW-Alt.	L, 58-59
D21	—	—	OREGON	ESPN2	W, 57-47
D29	—	—	NEW ORLEANS	FSSW+	W, 84-44
J5	—	rv/rv	• at TCU	ESPNU	L, 81-85
J8	—	20/21	• IOWA STATE	ESPNEWS	W, 73-70
J12	—	7/9	• KANSAS	ESPN	L, 68-73
J14	—	—	• at Oklahoma State	ESPNU	W, 73-69
J19	—	8/9	• TEXAS TECH	ESPN2	W, 73-62
J21	—	—	• at West Virginia	ESPNU	W, 85-73
J26	—	—	• ALABAMA ³	ESPNU	W, 73-68
J28	-/rv	rv/rv	• at Oklahoma	ESPNU	W, 77-47
F2	-/rv	rv/rv	• TCU	ESPNU	W, 90-64
F6	rv/rv	-/rv	• at Texas	LHN	L, 72-84
F9	rv/rv	rv/rv	• KANSAS STATE	ESPN2	L, 63-70
F11	—	—	• OKLAHOMA	ESPN2	W, 59-53
F16	—	15/15	• at Texas Tech	ESPN	L, 61-86
F19	—	19/20	• at Iowa State	ESPN2	W, 73-69
F23	—	—	• WEST VIRGINIA	ESPNU	W, 82-75
F27	rv/rv	—	• TEXAS	ESPN2	W, 84-83 OT
M2	rv/rv	16/15	• at Kansas State	ESPN2	L, 60-66
M6	rv/rv	—	• OKLAHOMA STATE	ESPN2	L, 64-67
M9	rv/rv	13/14	• at Kansas	ESPN	1 p.m.
M14	-/rv	rv/rv	• vs. Iowa State ⁴	ESPN2	11:30 a.m.

SCHEDULE KEY

1 – Emerald Coast Classic (Waco, Texas); 2 – Emerald Coast Classic (Niceville, Fla.); 3 – SEC/Big 12 Challenge (Waco, Texas); 4 – Big 12 Championship (Sprint Center; Kansas City, Mo.)

Rankings: AP/Coaches; All times Central

BAYLOR ATHLETICS COMMUNICATIONS

DAVID KAYE

Assistant AD

254-709-5147 • David_Kaye@baylor.edu

STORY LINES

- Baylor faces Iowa State in Thursday's quarterfinal, the 5th all-time meeting at Big 12 Championships.
- BU beat ISU at the 2001 Big 12 Championship, but lost to the Cyclones in 2000, 2005 and 2014.
- Baylor won both games vs. Iowa State this season – 73-70 in Waco and 73-69 in Ames.
- Thursday is the 38th series meeting. Baylor has won 8 of the last 10, but ISU leads the series 19-18.
- The home team has won 28 of 33 campus site games in the series, and BU is 1-3 vs. ISU at neutral sites.
- BU won 73-70 when the teams met in Waco on Jan. 8. Iowa State led 66-64 with 3 minutes left, but **Makai Mason** scored 7 straight BU points to give the Bears the lead for good.
- The Bears swept the season series with a 73-69 win in Ames on Feb. 19. **Freddie Gillespie** had his first double-double (14p/10r), while **Jared Butler** added team-highs of 17 points and 5 assists.
- BU is 16-21 all-time in Big 12 Championships, including 12-14 under **Scott Drew** and 11-9 since 2009.
- BU has played in the Big 12 Championship final 3 times in the last 10 games (6 semifinal appearances).
- BU is the No. 4 seed for a 3rd time – advanced to the final as No. 4 in 2012 and semifinal in 2015.
- BU is a top-5 seed for a 5th straight year. Prior to that span, BU was top-5 in 4 of 18 Big 12 Championships.
- Baylor is 32-18 in postseason tournaments (conference, national) over the last 10 seasons.
- Four BU players earned All-Big 12 – **Mason** (2nd), **Butler** (HM), **Mario Kegler** (HM) and **Mark Vital** (HM).
- BU is 2nd nationally in offensive rebounding pct. (38.1), its 6th straight year in the nation's top 10.
- BU has been out-rebounded just once in its last 23 games (+7.7 avg. rebounding margin) in that span.
- Baylor finished 4th in the Big 12 standings after being picked 9th in the preseason coaches poll.
- In Big 12 play, BU led the league in offensive efficiency (109.2), assists (14.4/gm), 3-point pct. (.373), 3-pointers made (8.9/gm), rebounding (37.9/gm) and rebounding margin (+6.5/gm).
- BU needs a win for 20+ wins in 10 of its last 12 seasons. Prior to 2008, BU had only 3 20-win seasons.
- **Mason** has been limited in the last 10 games with a toe injury, **King McClure** has missed 5 games with a knee injury, **Clark** has missed 17 straight games, and **Jake Lindsey** has missed the entire season.
- All told, those 4 projected starters have missed 59 total games, including 42 in Big 12 play.
- **Butler** joined the starting lineup with Clark out and is averaging 13.4 ppg and 3.5 apg in 17 starts.
- **Butler** is shooting 42% on 3FGs (45-106) since becoming a starter and made a 3-pointer in all 17 games.
- In the last 10 games, **Butler** is averaging a team-high 14.7 points, including 31 points Saturday at Kansas.
- **Kegler** has led BU in scoring in 3 of its last 5 games, averaging 14.6 ppg, 6.8 rpg in that span.
- **Kegler** is averaging 12.6 points and 5.9 rebounds over his last 14 games, while shooting 38% on 3FGs.
- **Devonte Bando** is averaging 12.7 ppg, 4.2 rpg, 1.8 apg in 30.3 mpg over the last 9 games.
- **Flo Thamba** and **Gillespie** have combined for 8.6 ppg, 7.8 rpg and 1.9 bpg in 32.2 mpg in 17 games since Clark's injury. Prior to the injury they averaged 2.4 ppg, 2.9 rpg and 0.9 bpg in 12.8 mpg.
- **Gillespie** is averaging 7.6 ppg, 5.6 rpg, 1.5 bpg and shooting 68% (45-66) over the last 13 games. He entered that stretch with 25 points, 30 rebounds and 4 blocks in 10 games played (2.5 ppg, 3.0 rpg, 0.4 bpg).
- **Vital's** last 5 games: 10.2 ppg, 9.2 rpg, 2.4 apg, 1.2 bpg, 1.2 spg in 33.0 mpg; 66% FTs (21-of-32).

TEAM INFORMATION

BAYLOR (19-12, 10-8 Big 12)	
Ranking	NR – AP, RV-38th – Coaches
Head Coach	Scott Drew (Butler, 1993)
Career Record	335-218 (17th season)
BU Record	315-207 (16th season)
vs. Iowa State	14-12

IOWA STATE (20-11, 9-9 Big 12)

Ranking	RV-34th – AP, RV-33rd – Coaches
Head Coach	Steve Prohm (Alabama, 1997)
Career Record	184-81 (8th season)
ISU Record	80-52 (4th season)
vs. Baylor	2-6
SID	Matt Shoultz – mshoultz@iastate.edu

LAST GAME STARTERS

#	P	NAME	YR	PPG	RPG	APG	MPG
4	F	Mario Kegler	RSO.	10.4	5.9	1.2	28.0
12	G	Jared Butler	Fr.	10.3	3.1	2.8	26.5
3	G	King McClure	Sr.	8.9	5.3	2.1	27.6
11	F	Mark Vital	RSO.	6.9	7.2	2.0	27.8
33	F	Freddie Gillespie	RJr.	5.3	4.4	1.0*	17.9

#	P	NAME	YR	PPG	RPG	APG	MPG
3	G	Marial Shayok	RSr.	18.7	5.1	2.0	32.2
12	F	Michael Jacobson	RJr.	11.6	5.6	0.8	25.1
1	G	Nick Weiler-Babb	Sr.	9.2	4.8	4.0	34.2
22	G	Tyrese Haliburton	Fr.	6.7	3.4	3.8	33.3
23	F	Zoran Talley Jr.	Sr.	1.8	1.0	0.4	7.5

* - Blocks per game

PRONUNCIATIONS

John JAKUS	JAYK-us
Matthew MAYER	MYE-er
OBIM OKEKE	OH-bihm oh-KAY-kay
MACIO Teague	may-SEE-oh
Mark VITAL	VYE-tuhl

PARTICIPATION

CONSECUTIVE STARTS

33	Mark Vital
25	Mario Kegler
17	Jared Butler
2	King McClure
1	Freddie Gillespie

CONSECUTIVE GAMES PLAYED

56	Mark Vital
31	Devonte Bando, Jared Butler
26	Flo Thamba
25	Mario Kegler
17	Freddie Gillespie
4	King McClure
1	Matthew Mayer

CAREER STARTS

66	MaCio Teague (66 at UNC Asheville)
58	King McClure
56	Mario Kegler (31 at Mississippi State)
55	Makai Mason (30 at Yale)
49	Mark Vital
44	Tristan Clark
33	Freddie Gillespie (23 at Carleton)
18	Jake Lindsey
18	Jared Butler
7	Devonte Bando
1	Darius Allen

CAREER GAMES PLAYED (NCAA)

126	King McClure
103	Jake Lindsey
87	Makai Mason (62 at Yale)
67	MaCio Teague (67 at UNC Asheville)
64	Mark Vital
57	Mario Kegler (32 at Mississippi State)
54	Freddie Gillespie (31 at Carleton)
48	Tristan Clark
34	Davion Mitchell (34 at Auburn)
31	Devonte Bando, Jared Butler
30	Matthew Mayer, Flo Thamba
15	Obim Okeke
12	Darius Allen

ON THE CALL

- Thursday’s game will be broadcast on ESPN2 with Bob Wischusen, Fran Fraschilla and Holly Rowe.
- Wischusen is calling his first BU game since Baylor’s win over Oklahoma on Feb. 27 last season.
- Fraschilla is on his 4th BU game this season – Baylor’s win over Oregon on Dec. 21 and both games vs. Kansas.
- Rowe is on the sideline for her first Baylor game since Feb. 1, 2017, at Kansas.

QUICK HITS

- Baylor has won 19+ games in 8 straight seasons and is seeking its 10th 20-win season in the last 12 years.
- **Scott Drew** is in his 16th season in Waco and is the Bears’ all-time wins leader (315-207).
- Drew is coaching his 523rd game at Baylor (315-207). His .603 winning percentage is best in BU history among coaches with 40+ games, and his teams have a .671 winning percentage since 2007-08 (281-138).
- Baylor is 34-38 in Big 12 road games since 2012, second-best in the league behind only Kansas (44-24).
- Baylor is 1 of 16 teams nationally to appear in every postseason since 2012 (5 NCAAs, 2 NITs).
- Baylor is 29-3 when leading at halftime over the last two seasons (14-3 this season).
- BU is 87-20 since 2015-16 when leading at any point in the 2nd half of a game (19-5 this season).
- BU is 99-77 in Big 12 play in 10 seasons since 2010 after going 59-149 in the league’s first 13 seasons.
- BU recorded double-digit Big 12 wins for the 4th time in the last 5 seasons and 6th time in 10 years.
- BU has won 8+ Big 12 games in 8 straight seasons after winning 8+ just 3 times in the league’s first 15 years.
- Baylor is one of nine teams to be nationally ranked in each of the last 11 seasons dating back to 2007-08 – Baylor, Duke, Gonzaga, Kansas, Kentucky, Louisville, Michigan State, Notre Dame and North Carolina.
- BU is 41-71 against AP Top 25 teams since 2007-08 after going 0-27 in Drew’s first 4 rebuilding seasons.
- Baylor defeated 7 top-10 teams in the last 3 seasons, including a 6-3 mark vs. top-10 teams in Waco.
- Baylor is 12-22 against AP Top 10 teams since March 2012. BU started the Drew era 1-26 vs. top-10.
- Baylor has won 89% of its games when leading at the half since 2011-12 (148-19).
- Baylor is 190-91 over the last 7 seasons, averaging 24.4 wins per season since 2012.
- Baylor’s 190 wins since 2011-12 are second-most in the Big 12 behind only Kansas (233).
- Baylor is 281-138 since 2007-08, the first year Drew’s staff had a full allotment of scholarships.
- Baylor beat Alabama to move to 5-1 all-time in Big 12/SEC Challenges, the best record of any team in either league.
- Baylor has the nation’s 11th-longest active streak with at least one 3-point FG made in 900 straight games – the last time Baylor failed to make a 3-pointer was more than 29 years ago, on Feb. 21, 1990 vs. Texas Tech (0-8).

SERIES HISTORY VS. IOWA STATE

- Thursday is the 38th series meeting. Baylor has won 8 of the last 10 meetings, but trails 18-19 in the series.
- The home team has won 28 of 33 campus site games in the all-time series, and BU is 1-3 vs. ISU at neutral sites.
- Baylor and ISU are meeting at a Big 12 Championship for the 5th time. BU is 1-3 in those games, with a win in the 2001 quarterfinals and losses in the 2000 quarterfinals, 2005 first round and 2014 final.
- Thursday is the first Big 12 Championship meeting with Baylor as the higher seed. No. 1 ISU beat No. 9 BU in 2000, No. 8 BU beat No. 1 ISU in 2001, No. 5 ISU beat No. 12 BU in 2005 and No. 4 ISU beat No. 7 BU in 2014.
- Baylor has won 6 straight home games vs. Iowa State and 12 of 13 home games vs. ISU dating back to 2002.
- Since the Big 12 went to double round-robin play in 2012, the teams have split the season series four times (2012, 2014, 2017, 2018), BU has swept three times (2015, 2016, 2019) and ISU has swept once (2013).

2018-19 BAYLOR BASKETBALL ROSTER

NO.	NAME	POS	HT	WT	CL.-EXP.	HOMETOWN/PREVIOUS SCHOOL
0	Flo Thamba	F	6-10	245	Fr.-HS	Kinshasa, Democratic Republic of Congo/Mountain Mission School [Va.]
1	Darius Allen	G	6-4	205	Jr.-JC	Melbourne, Fla./Chaminade-Madonna Prep (Palm Beach [Fla.] State)
2	Devonte Bando	G	6-3	195	Jr.-JC	Brampton, Ont./Faith Baptist HS (Hutchinson [Kan.] CC)
3	King McClure	G	6-3	215	Sr.-3L	Dallas, Texas/Triple A Academy
4	Mario Kegler	G/F	6-7	230	RSo. [^] -SQ	Jackson, Miss./Oak Hill Academy (Mississippi State)
5	MaCio Teague	G	6-3	190	Jr. [#] -TR	Cincinnati, Ohio/Walnut Hills HS (UNC Asheville)
10	Makai Mason	G	6-1	185	RSr. [^] -TR	Greenfield, Mass./Hotchkiss School (Yale)
11	Mark Vital	G/F	6-5	230	RSo. [^] -1L	Lake Charles, La./Advanced Prep International
12	Jared Butler	G	6-3	185	Fr.-HS	Reserve, La./Riverside Academy
13	Jackson Moffatt	G/F	6-6	210	Fr.-HS	Magnolia, Texas/Magnolia HS
15	Obim Okeke	G	6-0	225	Jr.-SQ	Las Vegas, Nev./Bishop Gorman HS
22	Jake Lindsey	G	6-5	200	Sr.-3L	Houston, Texas/Olympus HS [Utah]
24	Matthew Mayer	G/F	6-9	200	Fr.-HS	Austin, Texas/Westlake HS
25	Tristan Clark	F	6-9	240	So.-1L	San Antonio, Texas/Wagner HS
33	Freddie Gillespie	F	6-8	240	RJr. [^] -SQ	St. Paul, Minn./East Ridge HS (Carleton)
45	Davion Mitchell	G	6-1	200	So. [#] -TR	Hinesville, Ga./Liberty County HS (Auburn)

[^] - sat out 2016-17 as redshirt * - sat out 2017-18 as redshirt # - will sit out 2018-19 to satisfy NCAA transfer rules

COACHING & SUPPORT STAFF

Head Coach: Scott Drew (Butler, 1993), 17th season overall, 16th season at Baylor
Associate Head Coach: Jerome Tang (Charter Oak State, 2007), 16th season
Assistant Coaches: Alvin Brooks III (Idaho State, 2002), 3rd season; John Jakus (Trinity International, 1999), 2nd season
Special Assistant & Director of Player Development: Jared Nuness (Valparaiso, 2001), 9th season
Director of Operations: Bill Peterson (Eckerd, 1979), 2nd season
Associate Director of Operations & Recruiting: Aditya Malhotra (Baylor, 2006), 6th season
Director of Video Operations: Ty Beard (Baylor, 2009), 2nd season

THIS SEASON VS. IOWA STATE (STATS & BOX SCORES ON PG. 25)

- Baylor swept the season series against Iowa State for the third time in the last five seasons.
- The Bears won 73-70 in Waco on Jan. 8 and 73-69 in Ames on Feb. 19. Both games featured double-digit lead changes (10 in Waco, 13 in Ames), and neither team led by more than 10 points at any point in the season series.
- Both games were within 1 point in the final 2 minutes. In Waco, ISU led 66-64 with 2 minutes left. In Ames, there were 10 second-half lead changes and neither team led by more than 4 points in the 2nd half until the final 35 seconds.
- The Bears out-rebounded ISU 44-28 in Ames and 33-26 in Waco, averaging a +11.5 rebounding margin.
- **Makai Mason** posted 25 points in Waco and 14 in Ames to lead the team with 19.5 ppg vs. Iowa State.
- **Freddie Gillespie** didn't play in the meeting in Waco, but posted 14 points and 10 rebounds in Ames.
- **Tristan Clark** had 16 points in the game in Waco, which is when he suffered a season-ending knee injury.
- **Devonte Bando** came off the bench both games, posting 13 points in Waco and 10 in Ames.
- Baylor became the only visiting team to win 3 games at Hilton Coliseum in the last 5 seasons (2015, 2016, 2019).

BAYLOR'S BIG 12 CHAMPIONSHIP HISTORY

- Baylor is the No. 4 seed for the third time in Big 12 Championship history (2012, lost in final; 2015, lost in semifinal).
- Baylor is 16-21 all-time in the Big 12 Championship and 12-14 under head coach Scott Drew.
- Baylor is 10-10 all-time at Sprint Center, including a 2-0 mark in the 2017 Hall of Fame Classic
- BU is 8-10 in Big 12 Championship games at Sprint Center and 12-17 in Big 12 Championship games in Kansas City.
- BU is 6-4 in Big 12 Championship play as the higher seed and 10-17 as the lower seed.
- Baylor is the only team to defeat three No. 1 seeds at the Big 12 Championship (2001, 2009, 2012), and Iowa State (2014, 2015) is the only other program with multiple wins over No. 1 seeds at the Big 12 Championship.

BAYLOR AT THE BIG 12 CHAMPIONSHIP

Year	Round	Opponent	Score	Location
1997	March 6	First Round	[8] Oklahoma State 80, [9] Baylor 66	Kansas City, Mo.
1998	March 5	First Round	[5] Baylor 66, [12] Texas A&M 63	Kansas City, Mo.
	March 6	Quarterfinals	[4] Nebraska 65, [5] Baylor 61	Kansas City, Mo.
1999	March 4	First Round	[5] Oklahoma State 83, [12] Baylor 57	Kansas City, Mo.
2000	March 9	First Round	[9] Baylor 63, [8] Nebraska 55	Kansas City, Mo.
	March 10	Quarterfinals	[1] Iowa State* 76, [9] Baylor 64	Kansas City, Mo.
2001	March 8	First Round	[8] Baylor 86, [9] Colorado 84 (ot)	Kansas City, Mo.
	March 9	Quarterfinals	[8] Baylor 62, [1] Iowa State 49	Kansas City, Mo.
	March 10	Semifinals	[4] Texas 76, [8] Baylor 62	Kansas City, Mo.
2002	March 7	First Round	[7] Kansas State 74, [10] Baylor 73 (ot)	Kansas City, Mo.
2003	March 13	First Round	[7] Texas Tech 68, [10] Baylor 65	Dallas, Texas
2004		— Did Not Participate —		
2005	March 10	First Round	[5] Iowa State 77, [12] Baylor 57	Kansas City, Mo.
2006	March 9	First Round	[5] Colorado 65, [12] Baylor 61	Dallas, Texas
2007	March 8	First Round	[11] Baylor 97, [6] Missouri 83	Oklahoma City, Okla.
	March 9	Quarterfinals	[3] Texas 74, [11] Baylor 69	Oklahoma City, Okla.
2008	March 13	First Round	[12] Colorado 91, [5] Baylor 84 (2ot)	Kansas City, Mo.
2009	March 11	First Round	[9] Baylor 65, [8] Nebraska 49	Oklahoma City, Okla.
	March 12	Quarterfinals	[9] Baylor 71, [1] Kansas 64	Oklahoma City, Okla.
	March 13	Semifinals	[9] Baylor 76, [5] Texas 70	Oklahoma City, Okla.
	March 14	Championship	[3] Missouri* 73, [9] Baylor 60	Oklahoma City, Okla.
2010	March 11	Quarterfinals	[3] Baylor 86, [6] Texas 67	Kansas City, Mo.
	March 12	Semifinals	[2] Kansas State 82, [3] Baylor 75	Kansas City, Mo.
2011	March 9	First Round	[10] Oklahoma 84, [7] Baylor 67	Kansas City, Mo.
2012	March 8	Quarterfinals	[4] Baylor 82, [5] Kansas State 74	Kansas City, Mo.
	March 9	Semifinals	[4] Baylor 81, [1] Kansas 72	Kansas City, Mo.
	March 10	Championship	[2] Missouri* 90, [4] Baylor 75	Kansas City, Mo.
2013	March 14	Quarterfinals	[3] Oklahoma State 74, [6] Baylor 72	Kansas City, Mo.
2014	March 12	First Round	[7] Baylor 76, [10] TCU 68	Kansas City, Mo.
	March 13	Quarterfinals	[7] Baylor 78, [2] Oklahoma 73	Kansas City, Mo.
	March 14	Semifinals	[7] Baylor 86, [3] Texas 69	Kansas City, Mo.
	March 15	Championship	[4] Iowa State* 74, [7] Baylor 65	Kansas City, Mo.
2015	March 12	Quarterfinals	[4] Baylor 80, [5] West Virginia 70	Kansas City, Mo.
	March 13	Semifinals	[1] Kansas 62, [4] Baylor 52	Kansas City, Mo.
2016	March 10	Quarterfinals	[5] Baylor 75, [4] Texas 61	Kansas City, Mo.
	March 11	Semifinals	[1] Kansas* 70, [5] Baylor 66	Kansas City, Mo.
2017	March 9	Quarterfinals	[6] Kansas State 70, [3] Baylor 64	Kansas City, Mo.
2018	March 8	Quarterfinals	[3] West Virginia 78, [6] Baylor 65	Kansas City, Mo.

* Big 12 tournament champions

FOUR PROJECTED STARTERS HAVE MISSED SIGNIFICANT TIME

- Baylor has had four projected starters miss significant time due to injuries. **Makai Mason** (6 games; toe) and **King McClure** (5 games; knee) have returned, while **Tristan Clark** (knee) and **Jake Lindsey** (hip) are out for the season.
- Those four starters all missed the Feb. 9 game vs. K-State and the Feb. 16 game at Texas Tech, both losses.
- All told, those four starters have combined to miss 59 games this season, including 42 games in Big 12 play.



SCOTT DREW
HEAD COACH
16TH SEASON

THE DREW FILE

PERSONAL

Birthdate: Oct. 23, 1970
Birthplace: Kansas City, Mo.
Family: Wife, Kelly; daughter Mackenzie, sons Peyton and Brody

EDUCATION

College: Butler, 1993; Valparaiso, 1994 (Master's)

COACHING EXPERIENCE

1993-01 Valparaiso (assistant coach)
2001-02 Valparaiso (associate head coach)
2002-03 Valparaiso (head coach)
2003-pres. Baylor (head coach)

THE DREW WORKSHEET

YEAR	SCHOOL	OVERALL	CONF.
2002-03	Valparaiso	20-11	12-2
2003-04	Baylor	8-21	3-13
2004-05	Baylor	9-19	1-15
2005-06†	Baylor	4-13	4-12
2006-07	Baylor	15-16	4-12
2007-08	Baylor ¹	21-11	9-7
2008-09	Baylor ²	24-15	5-11
2009-10	Baylor ¹	28-8	11-5
2010-11	Baylor	18-13	7-9
2011-12	Baylor ¹	30-8	12-6
2012-13*	Baylor ²	23-14	9-9
2013-14	Baylor ¹	26-12	9-9
2014-15	Baylor ¹	24-10	11-7
2015-16	Baylor ¹	22-12	10-8
2016-17	Baylor ¹	27-8	12-6
2017-18	Baylor ²	19-15	8-10
2018-19	Baylor	19-12	10-8
TOTAL	17th season	335-218	135-149
BAYLOR	16th season	315-207	123-147

† Baylor played no non-conference schedule due to NCAA sanctions.
* Two of Baylor's wins were credited to interim head coach Jerome Tang.
¹ NCAA Tournament Appearances | ² NIT Appearances

DREW VS. 2018-19 OPPONENTS

OPPONENT	CAREER
Alabama	1-1
Arizona	1-0
George Mason.....	1-0
Iowa State.....	14-12
Kansas	4-24
Kansas State.....	11-16
New Orleans.....	1-0
Nicholls State.....	1-0
Oklahoma	12-22
Oklahoma State.....	17-16
Ole Miss	1-1
Oregon.....	2-1
Prairie View A&M.....	9-0
South Dakota.....	1-0
Southern.....	9-0
Stephen F. Austin	2-2
Texas	16-21
TCU	12-3
Texas Southern.....	8-1
Texas Tech.....	18-13
West Virginia	10-7
Wichita State.....	1-2
CAREER W-L TOTAL	335-218

MISCELLANEOUS STATISTICS

Current Streak.....	Lost 3
Current Home Streak.....	Lost 1
Current Road/Neutral Streak.....	Lost 2
Last Win.....	Feb. 27 vs. Texas (84-83 07)
Last Home Win.....	Feb. 27 vs. Texas (84-83 07)
Last Away Win.....	Feb. 19 at Iowa State (73-69)
Last Loss.....	March 9 at Kansas (70-78)
Last Home Loss.....	March 6 vs. Oklahoma State (64-67)
Last Away Loss.....	March 9 at Kansas (70-78)

2018-19 RECORD BY STARTING LINEUP

Mason (g), Butler (g), McClure (g), Kegler (f), Vital (f).....	6-3
Mason (g), McClure (g), Kegler (f), Vital (f), Clark (f).....	5-3
Mason (g), Butler (g), Kegler (f), Vital (f), Gillespie (f).....	4-1
Mason (g), McClure (g), Bando (g), Vital (f), Clark (f).....	2-1
McClure (g), Bando (g), Vital (g), Clark (f), Gillespie (f).....	2-0
Butler (g), Bando (g), Kegler (f), Vital (f), Gillespie (f).....	0-2
Butler (g), McClure (g), Kegler (f), Vital (f), Gillespie (f).....	0-1
Butler (g), McClure (g), Allen (g), Vital (f), Clark (f).....	0-1

RECORD WHEN...

	2018-19	DREW	
	ALL	B12	ERA
Leading or tied at halftime	15-3	8-1	253-46
Trailing at halftime	4-9	2-7	64-161
Shoot 50 percent or higher	5-0	3-0	148-12
Shoot lower than 50 percent	14-12	7-8	169-195
Shoot higher pct than opponent	14-3	6-2	276-29
Shoot lower percentage than opp	5-9	4-6	41-178
Opp. shoot lower than 50 percent	16-9	8-5	300-112
Opp. shoot 50 percent or higher	3-3	2-3	17-95
Score fewer than 60 points	3-1	1-0	12-50
Score 60-plus points	16-11	9-8	305-157
Score 70-plus points	15-4	9-3	267-67
Score 80-plus points	9-1	5-1	135-12
Score 90-plus points	2-0	1-0	57-3
Score 100-plus points	0-0	0-0	20-0
Opp. score fewer than 50 points	4-0	1-0	33-1
Opp. score fewer than 60 points	8-1	2-0	115-9
Opp. score fewer than 70 points	14-3	6-2	222-53
Opp. score fewer than 80 points	17-9	9-5	298-140
Opp. score 80-plus points	2-3	1-3	19-67
Opp. score 90-plus points	0-0	0-0	3-19
More rebounds than opponent	18-7	10-5	243-78
Equal/fewer rebounds than opp.	1-5	0-3	74-129
40+ rebounds	8-4	4-3	125-32
Fewer than 40 rebounds	11-8	6-5	192-175
Fewer turnovers than opp.	9-2	4-0	156-65
Equal/more turnovers than opp.	10-10	6-8	161-142
Games decided by 5 or fewer pts	5-5	4-3	67-60
OT games	0-0	0-0	18-5
Games as AP ranked team	0-0	0-0	148-63
Games vs. AP ranked opponents	3-4	3-4	41-98
Games following a loss	8-4	4-3	105-96
Games following a win	11-7	6-5	211-112
More points in paint than opp.	9-9	2-5	224-85
Equal/fewer pts in paint than opp.	10-3	8-3	93-122
More points off TO than opp.	10-3	5-2	190-69
Equal/fewer pts off TO than opp.	9-9	5-6	127-138
More bench points than opp.	11-9	5-6	184-103
Equal/fewer bench points than opp.	8-3	5-2	133-104
More 2nd-chance points than opp.	16-7	9-5	183-108
Equal/fewer 2nd-ch. pts than opp.	3-5	1-3	134-99
Playing in November	5-2	0-0	72-14
Playing in December	3-2	0-0	73-19
Playing in January	6-2	5-2	68-63
Playing in February	5-3	5-3	60-68
Playing in March	0-3	0-3	42-42
Playing in April	0-0	0-0	2-1

3-GUARD LINEUP AND UNHERALDED BIG MEN LEADING BEARS' RESURGENCE

- Baylor switched to a 3-guard lineup after **Tristan Clark's** season-ending injury, swapping freshman guard **Jared Butler** into the starting lineup. The Bears moved 6-foot-5 sophomore **Mark Vital** to the starting 5-spot.
- In 17 games without Clark, Baylor (10-7) is making 3 more 3-pointers per game (9.1 from 6.4), shooting 8% higher from 3-point range (37% from 29%) and scoring 0.8 more points per game (72.2 from 71.4).
- Four Bears are shooting 37%+ from 3-point range since Clark's injury – **Bando** (43%, 2.0/gm), **Butler** (43%, 2.6/gm), **Mason** (38%, 2.1/gm) and **Kegler** (37%, 1.1/gm). They have combined for 7.5 made 3-pointers per game.
- **Butler** in 17 games since becoming a starter – 13.4 ppg, 3.9 rpg, 3.5 apg, 2.6 3FGM/gm and 43% on 3-pointers.
- **Butler's** first 14 games prior to Clark injury – 6.5 ppg, 2.0 rpg, 1.9 apg, 0.7 3FGM/gm and 23% on 3-pointers.
- **Freddie Gillespie** and **Flo Thamba** combined in 17 games since Clark's injury – 8.6 ppg, 7.8 rpg, 1.9 bpg in 32.2 mpg.
- Prior to the injury **Gillespie** and **Thamba** combined to average 2.4 ppg, 2.9 rpg and 0.9 bpg in 12.8 mpg.
- **Devonte Bando's** first 14 games – 6.8 ppg, 34% 3FGs; **Bando's** last 17 games – 10.0 ppg, 43% 3FGs.
- **Mario Kegler** is averaging 11.2 ppg, up from 8.8 ppg, and shooting 3-pointers at 37% (19-52), up from 8% (2-24).

A WIN WOULD ...

- Be **Scott Drew's** 316th win at Baylor and the 336th of his Division I coaching career.
- Make Baylor 9-2 in its last 11 games vs. Iowa State and even the all-time series at 19-19.
- Improve Baylor's record against Iowa State at Big 12 Championships to 2-3.
- Advance Baylor to the Big 12 Championship semifinals for the first time since 2016, 4th time in the last 6 seasons and 7th time in the last 11 seasons. BU advanced to the semifinals just once in the first 12 Big 12 Championships.
- Give BU 20+ wins in 10 of the last 12 seasons. BU had 20+ wins in only 3 seasons prior to that stretch.
- Make Baylor 17-21 all-time at Big 12 Championships, including 13-14 in the Drew era and 12-9 since 2009.

FOUR BEARS EARN ALL-BIG 12 HONORS

- A school-record-tying four Baylor players earned All-Big 12 recognition from the league's coaches.
- **Makai Mason** was named to the All-Big 12 Second Team and All-Newcomer Team, **Jared Butler** was named honorable mention All-Big 12 and selected to the All-Freshman Team, **Mario Kegler** was tabbed honorable mention All-Big 12 and **Mark Vital** was selected honorable mention All-Big 12 and named to the All-Defensive Team.
- Baylor has had multiple All-Big 12 selections in 13 consecutive seasons. BU has had 4 honorees in 3 of the last 4 years.

ONE OF THE GREATEST REBUILDS IN NCAA HISTORY

- **Scott Drew** became Baylor head coach in 2003, starting of one of the greatest rebuilds in NCAA history.
- Drew is now in his 16th season at Baylor and is the school's all-time wins leader (315).
- Baylor is one of nine teams to be nationally ranked in each of the last 11 seasons dating back to 2007-08 – Baylor, Duke, Gonzaga, Kansas, Kentucky, Louisville, Michigan State, Notre Dame and North Carolina.
- Baylor has had a nation-leading four players selected in the NBA Draft since 2010 who weren't ranked in the ESPN100 out of high school – Quincy Acy, Ekpe Udoh, Pierre Jackson and Taurean Prince.
- Six Baylor players have been selected in the last six NBA Drafts, 10th-most nationally.
- In Drew's first 15 seasons at Baylor, 38 players have gone on to professional careers.
- Drew (48) is the youngest of 11 coaches to take his current program to four Sweet 16s since 2010.
- The Bears have advanced to postseason play in a school-record seven straight seasons (5 NCAA, 2 NIT).
- BU is 20-4 in regular-season tournaments since 2013-14, including wins in 14 of its last 15 games.
- Drew has won 20+ games in nine of the last 11 years – the Bears had 3 seasons of 20+ wins prior to his arrival.

DREW ERA HIGHLIGHTS

- Drew is coaching his 523rd game at Baylor (315-207). His .603 winning percentage is best in BU history.
- Baylor has a .671 winning percentage (281-138) since Drew's first year with no scholarship restrictions in 2007-08 and a .676 winning percentage (190-91) over the last 7 seasons since 2011-12.
- In Drew's 16 seasons as Baylor head coach, BU has been ranked in 211 of 523 games. Prior to Drew, BU was ranked in 2 of 2,197 games over 97 seasons. In 11 seasons since 2008-09, BU has been ranked in 208 of 388 games.
- BU has graduated 91 percent of its scholarship seniors since Drew took over in 2003 (32 of 35).
- In Drew's first 15 seasons at Baylor, 38 players have gone on to professional careers.
- Baylor has won 5 tournament titles under Drew – 2007 Paradise Jam, 2011 Las Vegas Classic, 2013 Postseason NIT, 2016 Battle 4 Atlantis and 2017 Hall of Fame Classic. BU is 20-4 in regular-season tournaments since 2013-14.

DOMINANT DEFENSIVE PERFORMANCES

- Baylor's defense has held 3 high-major teams below 50 points, each team's lowest scoring totals in more than 5 years.
- BU held Arizona to 49 points in Tucson on Dec. 1, becoming the first team to hold UA below 50 since Feb. 26, 2011.
- Baylor limited Oregon to 47 points on Dec. 15, the Ducks' fewest points in a game since Feb. 21, 2013.
- Baylor held Oklahoma to 47 points in Norman on Jan. 28, the Sooners' fewest in a game since Nov. 23, 2012.

BEARS PICKED 9TH IN BIG 12 PRESEASON COACHES POLL

- Baylor was picked 9th in the 2019 Big 12 Preseason Coaches Poll, ahead of only Oklahoma State.
- BU received 20 points, one point back of Oklahoma in 8th and 10 points ahead of 10th place Oklahoma State.
- Baylor finished in 4th place in the Big 12 standings, despite losing its leading scorer 2 games into conference play.
- Baylor's 9th-place projection was the lowest the Bears have been picked since 2009-10, when BU was tabbed 10th, won 28 games and tied for second place in the league before advancing to the NCAA Tournament Elite Eight.

2018-19 BAYLOR BASKETBALL GAME NOTES

BUTLER STEPS INTO STARTING ROLE WITH CLARK OUT

- Freshman guard **Jared Butler** leads the team with a 1.39 assist-to-turnover ratio (86a/62t). He's played in all 31 games and joined the starting lineup for the last 17 games with **Tristan Clark's** injury (3 starts at PG, 14 at SG).
- In 17 starts with Clark out, Butler is averaging 13.4 points, 3.5 assists and 3.9 rebounds in 31.3 minutes per game.
- Butler is shooting 43% on 3FGs (45-of-106) and has made a 3-pointer in all 17 games since becoming a starter after shooting 23% (10-of-44) in his first 14 games. He's made multiple 3-pointers in 14 of 17 games since Clark's injury.
- In Big 12 play, Butler ranked 12th in scoring (12.5), 7th in assists (3.4), 6th in 3FG% (.422) and 4th in 3FGs (2.4/gm).

KEGLER BREAKING OUT AFTER LONG LAYOFF

- **Mario Kegler** went 629 days between games after sitting out the 2017-18 following his transfer from Mississippi State and then missing the first 6 games this season. He has started the last 25 games.
- Kegler has led BU in scoring in 3 of the last 5 games, averaging 14.6 ppg and 6.8 rpg in that stretch.
- Kegler posted 23 points in a win vs. WVU, a career-high 24 points in an OT win vs. Texas and 13 in a loss at K-State.
- Kegler's 3-point shooting has drastically improved from 8% (2-24) prior to the Clark injury to 37% (19-52) since.
- Kegler has made a 3-pointer in 8 of his last 10 games and is shooting 41% (14-34) from 3-point range in that stretch.

MASON PUTTING UP BIG NUMBERS AFTER MISSING TWO SEASONS

- **Makai Mason** has started 25 games after missing the majority of the previous 2+ seasons due to injury.
- He has been limited and missed 3 of the last 10 games after a toe injury in practice on Feb. 4. Baylor is 4-3 in games he's played since the injury (wins vs. OU, at ISU, vs. WVU) and 0-3 without him.
- In Big 12 play, Mason ranked 6th in scoring (15.1), 9th in assists (3.3), 4th in FT% (.823) and 13th in 3FG% (.380).
- Mason had the 7th 40-point game in program history vs. TCU (2/2). He set a program record for points in a Big 12 game and went 9-of-12 from 3-point range, tying the 2nd-most made 3-pointers in program history.
- Mason reached 1,000 points for his Division I career in the Feb. 19 win at Iowa State (680 at Yale, 365 at Baylor).

LONE RETURNING SENIOR MCCLURE BACK AFTER MISSING 5 STRAIGHT

- Senior **King McClure**, Baylor's lone player with 3+ years in the program, missed 5 games with knee soreness before returning on Feb. 27 vs. Texas. He has played in 126 games at BU, including a team-high 58 career starts.
- McClure played only 7 first-half minutes in his return against UT on Feb. 27, but he increased to 19 minutes off the bench in the next game and has played 25.0 minutes/game while starting the last 2 games.
- McClure slid to the starting 3-spot with Clark's injury. He posted a career-high 29 points with 9 rebounds and 4 assists in a career-high 38 minutes of the Jan. 14 win at Oklahoma State.
- McClure has posted 20+ points 4 times this season after doing so in 1 of 100 games over his first 3 years.

VITAL DOING THE DIRTY WORK

- Despite being undersized at 6-foot-5, **Mark Vital** slid to the starting 5-spot with **Tristan Clark** out. Vital leads the Big 12 and ranks 11th nationally in offensive rebounding (3.5), and ranks 4th in the Big 12 in total rebounding (7.2 rpg).
- Vital stepped up with big men in foul trouble to post 15 points and 14 rebounds in the Feb. 23 win vs. West Virginia.
- Vital led the Bears with a then-career-high 14 points on 6-of-8 shooting in the Feb. 6 game at Texas.
- Vital had team-highs with 13 rebounds, 5 assists and 2 steals in 32 minutes of the Jan. 14 win at Oklahoma State.
- In 17 games with Clark out, Vital is averaging 7.7 ppg, 7.2 rpg (3.6 offensive), 2.1 apg, 1.0 bpg and 0.8 spg.
- Vital posted 17 rebounds in Baylor's win at Arizona, which were 3 more than all Arizona players combined (14).

PROTECTING HALFTIME LEADS

- Baylor went 15-0 last season when leading at halftime and is 32-3 in its last 35 games when leading at the half.
- Baylor has won 89% of its games (147-19) when leading at the half since 2011-12 (14-3 in 2018-19, 15-0 in 2017-18, 18-3 in 2016-17, 18-2 in 2015-16, 21-7 in 2014-15, 18-2 in 2013-14, 17-1 in 2012-13 and 26-1 in 2011-12).
- BU has won 37% of games in which its been tied or trailing at the half since 2011-12, going 43-72 in those.
- BU has led at halftime in 166 of 281 games over the last eight seasons, and BU is 190-91 since 2011-12.

BIG 12'S SECOND-BEST ROAD MARK SINCE 2012

- Baylor is 34-38 in Big 12 road games since 2012, 2nd-best in the league behind only Kansas (45-28) thru 2019.
- BU is 25-29 in Big 12 road games since 2014, which is also second-best in the league behind only Kansas (32-23).

LAST 8 YEARS (2012-PRES.)

Kansas — 45-28
Baylor — 34-38
Kansas State — 30-41
West Virginia — 25-37
Iowa State — 27-44
Oklahoma — 21-49
Oklahoma State — 20-52
Texas — 19-52
Texas Tech — 15-57
TCU — 8-54

LAST 6 YEARS (2014-PRES.)

Kansas — 32-23
Baylor — 25-29
West Virginia — 22-31
Iowa State — 20-33
Kansas State — 19-34
Oklahoma — 17-35
Texas — 14-39
Oklahoma State — 14-40
Texas Tech — 14-40
TCU — 8-46

SECOND-MOST WINS AMONG BIG 12 TEAMS LAST 8 YEARS

- Baylor's 190-91 record since 2011-12 trails only Kansas (233-58) among Big 12 teams (thru 3/12/19).
- Iowa State (180-92) is 3rd, Kansas State (171-98) is 4th, West Virginia (166-108) is 5th, Oklahoma (160-103) is 6th, Texas (146-122) is 7th, Oklahoma State (143-121) is 8th, Texas Tech (135-122) is 9th and TCU (133-133) is 10th.
- Baylor has averaged 24.4 wins per season over six seasons since 2011-12.

SEASON HONORS

JARED BUTLER

- All-Big 12, Honorable Mention
- Big 12 All-Freshman Team
- Big 12 Newcomer of the Week (Feb. 25)

TRISTAN CLARK

- Big 12 Player of the Week (Dec. 31)
- Emerald Coast Classic All-Tournament Team

FREDDIE GILLESPIE

- Academic All-Big 12 First Team

MARIO KEGLER

- All-Big 12, Honorable Mention

JAKE LINDSEY

- Academic All-Big 12 First Team

MAKAI MASON

- All-Big 12, Second Team
- Big 12 All-Newcomer Team
- Big 12 co-Newcomer of the Week (Jan. 28)
- Big 12 Player of the Week (Feb. 4)
- NCAA.com National Player of the Week (Feb. 4)
- Google Cloud Academic All-District 7

KING MCCLURE

- Big 12 co-Player of the Week (Jan. 21)

MARK VITAL

- All-Big 12, Honorable Mention
- Big 12 All-Defensive Team

DOUBLE-FIGURE GAMES

POINTS	18-19	CAREER
Makai Mason	20	55 (35 at Yale)
Jared Butler	16	16
Mario Kegler	13	29 (16 at Mississippi State)
Tristan Clark	11	21
Devonte Bando	11	11
Mark Vital	8	17
King McClure	7	33
Matthew Mayer	5	5
Freddie Gillespie	4	18 (14 at Carleton)

REBOUNDS	18-19	CAREER
Mark Vital	7	9
Freddie Gillespie	2	11 (9 at Carleton)
King McClure	2	2
Mario Kegler	2	2
Tristan Clark	1	3

DOUBLE-DOUBLES	18-19	CAREER
Mark Vital	2	2
Freddie Gillespie	1	5 (4 at Carleton)
Tristan Clark	1	3
King McClure	1	1
Mario Kegler	1	1

20+ POINTS	18-19	CAREER
Makai Mason	4	13 (9 at Yale)
King McClure	4	5
Tristan Clark	2	2
Devonte Bando	2	2
Mario Kegler	2	2
Jared Butler	2	2
Freddie Gillespie	—	1 (1 at Carleton)

LARGEST LEADS & DEFICITS

	W/L	HALFTIME		LARGEST LEAD	LARGEST DEFICIT
		SCORE	MARGIN		
Texas So.	L, 69-72	+13 (40-27)	+17	-3	
Southern	W, 80-53	+3 (31-27)	+29	-2	
PVAMU	W, 91-80	+11 (47-36)	+18	—	
Nicholls St.	W, 81-54	+16 (37-21)	+40	-2	
vs. Ole Miss	L, 70-78	-4 (39-43)	+2	-13	
vs. GMU	W, 72-61	+1 (28-27)	+14	-4	
South Dakota	W, 63-57	-2 (27-29)	+6	-9	
at Wichita State	L, 63-71	-29 (15-44)	—	-33	
at Arizona	W, 58-49	-3 (20-23)	+11	-6	
SFA	L, 58-59	+8 (33-25)	+10	-3	
Oregon	W, 57-47	+12 (28-16)	+16	-2	
New Orleans	W, 84-44	+16 (37-21)	+45	-3	
at TCU	L, 81-85	-12 (28-40)	+2	-19	
Iowa State	W, 73-70	+8 (38-30)	+8	-7	
Kansas	L, 68-73	-10 (25-35)	+2	-23	
at Oklahoma St.	W, 73-69	+5 (40-35)	+5	-8	
Texas Tech	W, 73-62	+2 (33-31)	+13	-13	
at West Virginia	W, 85-73	+15 (46-31)	+21	-1	
Alabama	W, 73-68	+6 (36-30)	+6	-5	
at Oklahoma	W, 77-47	+18 (39-21)	+30	-2	
TCU	W, 90-64	+11 (39-28)	+29	-2	
at Texas	L, 72-84	-15 (30-45)	+2	-18	
Kansas State	L, 63-70	-2 (21-39)	+7	-9	
Oklahoma	W, 59-53	— (31-31)	+11	-7	
at Texas Tech	L, 61-86	-13 (32-45)	+2	-25	
at Iowa State	W, 73-69	+4 (38-34)	+10	-4	
West Virginia	W, 82-75	-3 (37-40)	+10	-7	
Texas	W, 84-83 OT	-11 (29-40)	+4	-19	
at Kansas State	L, 60-66	-2 (30-32)	+3	-15	
Oklahoma State	L, 64-67	+4 (35-31)	+8	-6	
at Kansas	L, 70-78	-3 (29-32)	+2	-14	

GAME TRENDS

	W/L	SCORE	TIME	TIME	TIME
			LEADING	TRAILING	TIED
Texas So.	L, 69-72	36:20	2:18	1:22	
Southern	W, 80-53	35:26	1:28	3:06	
PVAMU	W, 91-80	38:41	—	1:19	
Nicholls St.	W, 81-54	36:00	3:12	0:48	
vs. Ole Miss	L, 70-78	0:32	36:09	3:19	
vs. GMU	W, 72-61	29:55	8:18	1:47	
South Dakota	W, 63-57	8:05	30:13	1:42	
at Wichita State	L, 63-71	—	38:16	1:44	
at Arizona	W, 58-49	14:50	17:01	8:09	
SFA	L, 58-59	27:47	6:35	5:38	
Oregon	W, 57-47	38:25	0:50	0:45	
New Orleans	W, 84-44	31:53	5:22	2:45	
at TCU	L, 81-85	0:21	37:43	1:56	
Iowa State	W, 73-70	22:47	12:31	4:42	
Kansas	L, 68-73	0:19	38:25	1:16	
at Oklahoma St.	W, 73-69	16:34	19:23	4:03	
Texas Tech	W, 73-62	22:19	15:54	1:47	
at West Virginia	W, 85-73	39:38	0:09	0:13	
Alabama	W, 73-68	19:24	11:21	9:15	
at Oklahoma	W, 77-47	35:43	2:34	1:43	
TCU	W, 90-64	36:38	2:01	1:21	
at Texas	L, 72-84	0:19	38:46	0:55	
Kansas State	L, 63-70	19:28	12:16	8:16	
Oklahoma	W, 59-53	20:16	12:20	7:24	
at Texas Tech	L, 61-86	0:38	35:55	3:27	
at Iowa State	W, 73-69	30:55	5:46	3:19	
West Virginia	W, 82-75	6:32	29:39	3:49	
Texas	W, 84-83 OT	7:38	34:08	3:14	
at Kansas State	L, 60-66	3:04	34:42	2:14	
Oklahoma State	L, 64-67	29:15	7:24	3:21	
at Kansas	L, 70-78	1:49	33:15	4:56	
TOTAL		611:31	533:54	99:35	

38 PRO PLAYERS IN DREW ERA

- In Scott Drew's 15 years at Baylor, 38 of his players have gone on to professional careers, including all four seniors from last year's squad — Manu Lecomte, Jo Lual-Acuil Jr., Terry Maston and Nuni Omot.
- Five of Drew's players are currently playing in the NBA, and they all graduated from Baylor — Quincy Acy (Nets), Johnathan Motley (Clippers), Royce O'Neale (Jazz), Taurean Prince (Hawks) and Ekpe Udoh (Jazz).
- A complete list of pro players from the Drew era is on page 155 of the 2018-19 men's basketball media almanac.

TWENTY-THREE WINS VS. RANKED TEAMS IN LAST FIVE SEASONS

- Baylor has gone 23-31 against ranked teams since the start of the 2014-15 season.
- BU is 3-4 vs. ranked opponents this season with wins vs. No. 8 Texas Tech, vs. No. 20 Iowa State and at No. 19 Iowa State, and losses to No. 7 Kansas, at No. 15 Texas Tech, at No. 16 Kansas State and at No. 13 Kansas.
- BU is 41-71 against AP-ranked teams since 2007-08 after going 0-27 in Drew's first four rebuilding seasons.
- Baylor has won multiple games vs. AP Top 25 teams in each of the last 12 seasons.
- BU has knocked off seven AP top-10 teams in the last 3 seasons (7-7 vs. AP Top 10).

NON-CONFERENCE HIGHLIGHTS

- Baylor finished 9-4 in non-conference play, with marquee wins at Arizona, vs. Oregon and vs. Alabama.
- BU out-rebounded Alabama 35-31 on Jan. 26, becoming the 2nd team to out-rebound UA in 19 games this season.
- BU held Oregon to 47 points on Dec. 15, the Ducks' fewest in a game since scoring 46 vs. Cal on Feb. 21, 2013.
- BU won 58-49 at Arizona on Dec. 1, becoming the first team to hold UA below 50 points since Feb. 26, 2011.
- The win at Arizona snapped the Wildcats 52-game non-conference home winning streak.
- Baylor improved to 11-4 vs. the Pac-12 in the Drew era and 10-5 against SEC teams since 2012-13.
- Baylor is 35-9 in games against non-Big 12 teams over the last 3 seasons, including home victories against No. 4 Oregon, No. 7 Xavier, Oregon and Alabama, neutral site wins vs. No. 10 Louisville, vs. No. 24 Michigan State, vs. VCU, vs. USC, vs. Wisconsin and vs. Creighton and road wins at Arizona and Ole Miss.

DREW JOINS ELITE COMPANY WITH 300TH WIN

- Head coach **Scott Drew** earned his 300th win at Baylor with the Bears' victory over George Mason on Nov. 24.
- Drew is 1 of 19 active coaches with 300+ wins at his current school (thru 3/10/19): Mike Krzyzewski (1053), Jim Boeheim (945), Tom Izzo (599), Bob McKillop (577), Mark Few (564), Bill Self (470), Roy Williams (450), Jay Wright (444), Phil Martelli (443), Mike Brey (416), Rick Byrd (414), Randy Bennett (412), Greg Kampe (354), Leonard Hamilton (330), Fran O'Hanlon (323), Matt Painter (318), **Scott Drew (315)**, James Jones (308), Dave Rose (301), Gregg Marshall (303) and John Calipari (301).
- Drew is 1 of 10 Power-5 Conference coaches on that list, joining Krzyzewski (Duke), Boeheim (Syracuse), Izzo (Michigan State), Self (Kansas), Williams (UNC), Brey (Notre Dame), Hamilton (Florida State), Painter (Purdue) and Calipari (Kentucky).

GRADUATING 91 PERCENT OF SENIORS

- Since **Scott Drew** took over the Baylor Basketball program in 2003, 32 of 35 scholarship players who have spent their senior seasons at BU have received Baylor degrees.
- **King McClure** officially graduated from Baylor on Dec. 15, the same day the Bears won at Arizona.
- Players recruited by Drew to graduate at Baylor: Tim Bush, Patrick Fields, Aaron Bruce, Mamadou Diene, Delbert Simpson, Curtis Jerrells, Henry Dugat, Kevin Rogers, Tweety Carter, Josh Lomers, Ekpe Udoh, Fred Ellis, Quincy Acy, Anthony Jones, J'mison Morgan, A.J. Walton, Cory Jefferson, Brady Hestlip, Gary Franklin, Kenny Chery, Royce O'Neale, Lester Medford, Rico Gathers, Taurean Prince, Al Freeman, Johnathan Motley, Ishmail Wainright, Manu Lecomte, Jo Lual-Acuil Jr., Nuni Omot, Jake Lindsey and King McClure.

POINT GUARDS THRIVE IN DREW'S SYSTEM

- Eight of Baylor's nine starting point guards during the **Scott Drew** era have earned All-Big 12 recognition.
- Baylor's starting point guard has earned All-Big 12 recognition in 14 of 15 seasons since 2004-05.
- **Makai Mason** (2019), Manu Lecomte (2017, 2018), Lester Medford (2016), Kenny Chery (2014, 2015), Pierre Jackson (2012, 2013), Tweety Carter (2010), Curtis Jerrells (2007, 2008, 2009) and Aaron Bruce (2005, 2006, 2007) have been named All-Big 12.

SEVEN CONSECUTIVE POSTSEASON BERTHS

- Baylor is on a school-record streak of seven consecutive postseason berths, matching the total number of postseason berths in the program's 97 seasons prior to the **Scott Drew** era.
- Baylor is 1 of 16 teams to appear in every postseason since 2012, joining Arizona, BYU, Cincinnati, Duke, Gonzaga, Iowa, Kansas, Kentucky, Michigan State, New Mexico State, North Carolina, Oregon, Saint Mary's, Virginia and Wichita State.
- The Bears earned NCAA Tournament bids in 2012, 2014, 2015, 2016 and 2017 and NIT bids in 2013 and 2018.
- Baylor has made postseason appearances in 10 of 11 seasons since 2008. Prior to that, Baylor's only postseason berths were in 1946 (NCAA), 1948 (NCAA), 1950 (NCAA), 1987 (NIT), 1988 (NCAA), 1990 (NIT) and 2001 (NIT).
- Baylor is 20-9 in postseason national tournaments during the Drew era after going 3-9 prior to Drew's arrival.

FROM UNRANKED TO NBA DRAFT PICKS

- Baylor has had a nation-leading four players selected in the NBA Draft since 2010 who weren't ranked in the ESPN100 out of high school.
- The only other schools with three such players were Colorado, Marquette, Missouri, New Mexico and Connecticut.
- Baylor developed **Quincy Acy**, **Ekpe Udoh**, **Pierre Jackson** and **Taurean Prince** into NBA Draft picks after joining the program as unranked recruits.

MISSED 3'S COST BEARS IN LOSS AT KANSAS

- Baylor dropped its regular season finale, 78-70, at No. 13 Kansas on March 9. The Bears turned 18 offensive rebounds into 22 second-chance points, but BU shot 19% (6-of-31) from 3-point range in the loss.
- Freshman **Jared Butler** poured in a career-high 31 points, including 23 in the 2nd half.
- The Bears had 8 more field goal attempts than Kansas, but made 2 fewer. Both teams made 6 3-pointers, despite BU attempting 15 more than KU. Baylor played without **Makai Mason**, who sat out to rest his foot injury.

BEARS DROP HOME FINALE TO OKLAHOMA STATE

- Baylor led for the majority of the game, but Oklahoma State used a 16-4 run to turn a 6-point deficit with 11:15 left into a 6-point lead with 5:15 to play, and the Bears never regained the lead in a 67-64 loss on March 6.
- BU had a season-low 3 second-chance points on 9 offensive rebounds, and the Bears shot just 25% in the 2nd half.
- **Makai Mason** had 19 points, his most since a 40-point game vs. TCU on Feb. 2, and **Freddie Gillespie** added 14.

BEARS OVERCOME 15-POINT DEFICIT BUT COME UP SHORT AT K-STATE

- Baylor overcame a 24-9 deficit and led 37-36 with 15 minutes left before falling short 66-60 at K-State on March 2.
- K-State built a 53-41 lead with 8 minutes left, but the Bears got back within 3 with 24 seconds left.
- **Mario Kegler** led BU in scoring for a 3rd straight game with 13 points, while **Makai Mason** added 11 points and **Jared Butler** had 10 points. The Bears out-rebounded K-State 37-27, but had a season-low 7 offensive boards.
- Baylor committed 19 turnovers, its most in a Big 12 game this season, and K-State had a 21-5 edge in points off TOs.

BEARS RALLY FROM 17 DOWN IN FINAL 9 MINUTES, BEAT TEXAS IN OVERTIME

- Baylor trailed 40-29 at halftime and 62-45 with 9 minutes left, but the Bears rallied to force overtime, and **Mario Kegler** hit the game-winning free throws with 3.2 seconds left to give Baylor an 84-83 win over Texas on Feb. 27.
- **Kegler** posted his 2nd-straight 20-point game with a career-high 24 points, while **Devonte Bando** scored 16 of his 18 points in the 2nd half, and **Jared Butler** hit crucial shots in crunch time as part of his 15 points.
- It was the largest deficit overcome in the last 10 minutes of a game in the Drew era, and the 19-point deficit overcome was Baylor's largest in a win since rallying from 22 down to beat Louisville in the 2016 Battle 4 Atlantis championship.

BEARS GRIND OUT WIN, SWEEP SEASON SERIES VS. WEST VIRGINIA

- Baylor trailed 70-66 with 3 minutes left, but BU went on a 10-0 run to pull out an 82-75 win over WVU on Feb. 23.
- **Mario Kegler's** 3-pointer with 2:23 left gave Baylor the lead for good, and **Jared Butler's** 3-point play with 1:21 remaining extended the lead to 75-70. **Kegler** made 6 straight free throws to close the game.
- **Kegler** had his first double-double with career-highs of 23 points and 10 rebounds, while **Mark Vital** added his 2nd double-double with 15 points and 14 rebounds. **Devonte Bando** had 22 points in 33 minutes off the bench.

BEARS COMPLETE SWEEP WITH WIN AT NO. 19 IOWA STATE

- Baylor pulled off an upset at No. 19 Iowa State on Feb. 19, beating the Cyclones 73-69 to finish a season sweep.
- Baylor became the only visiting team to win 3 games at Hilton Coliseum in the last 5 seasons (2015, 2016, 2019).
- There were 10 second-half lead changes, but BU never trailed by more than 2 points in the 2nd half.
- **Freddie Gillespie** had his first double-double with career-highs of 14 points and 10 rebounds, while **Jared Butler** added team-highs of 17 points and 5 assists. **Makai Mason** contributed 14 points in his return from a toe injury.

SHORT-HANDED BEARS SUFFER WORST LOSS SINCE 2016 AT NO. 15 TEXAS TECH

- Baylor again played without four projected starters in an 86-61 loss at No. 15 Texas Tech on Feb. 16.
- BU held Tech to .407 from the field (22-of-54), but the Red Raiders converted 30-of-35 free throws.
- Freshman **Jared Butler** had team-highs of 16 points, 4 assists and 37 minutes, while **Mario Kegler** added 15 points.
- The 25-point margin-of-defeat was Baylor's worst since Jan. 2, 2016 at Kansas.

BEARS GET BACK ON TRACK, SWEEP SEASON SERIES OVER OKLAHOMA

- Baylor got 19 points off the bench from **Devonte Bando**, including a 3-pointer that gave BU the lead for good as part of a game-ending 9-2 run to finish off a season sweep of Oklahoma with a 59-53 win on Monday.
- **Makai Mason** returned after missing one game and posted 8 assists, the most by a BU player this season.
- **Jared Butler** added 11 points and 5 rebounds and combined with Bando to go 8-of-13 from 3-point range.
- **Freddie Gillespie's** lone points came on a putback that gave BU a 57-53 lead with 36 seconds left.

SHORT-HANDED BEARS UNABLE TO FINISH POTENTIAL UPSET OF K-STATE

- A short-handed Baylor squad playing without 4 projected starters nearly pulled off an upset against the Big 12's top team before falling 70-63 on Feb. 9. The Bears led by 7 points with 9:50 remaining, but K-State closed on a 29-15 run.
- **Devonte Bando** posted a team-high 15 points in 36 minutes, both his most since Nov. 12.
- **Freddie Gillespie** made his first start since Nov. 12 and had career-highs with 13 points, 9 rebounds and 31 minutes.
- Walk-on **Obim Okeke** played a career-high 10 minutes as back-up point guard, doubling his previous career-high.

SIX-GAME WINNING STREAK SNAPPED AT TEXAS

- Baylor's 6-game winning streak ended with an 84-72 loss at Texas on Feb. 6. The Bears fell behind early with **Makai Mason** limited to 5 points in 23 minutes while playing through a toe injury suffered in practice two days prior.
- BU made one more field goal than Texas, but UT made up the difference with 13 more made free throws in 19 more attempts. BU got into early foul trouble and finished with a season-high 28 fouls. Seven Bears had 3+ fouls.
- The loss snapped Baylor's 6-game winning streak against Texas, which was the longest in series history.

SPECIALTY STATISTICS

[PP - Points in the paint; POT - Points off turnovers;
2nd - Second chance points; BP - Points off the bench]

[BAYLOR-OPPONENT]				
OPPONENT	PP	POT	2ND	BP
Texas Southern	42-32	20-14	15-11	21-5
Southern	36-24	33-4	14-6	33-16
Prairie View A&M	38-20	17-23	10-12	33-17
Nicholls State	28-14	15-8	22-13	31-21
vs. Ole Miss	38-30	9-20	4-13	25-13
vs. George Mason	22-22	19-21	10-2	11-8
South Dakota	28-26	10-12	9-19	11-9
at Wichita State	32-26	18-20	15-19	11-23
at Arizona	32-18	2-11	19-2	10-13
SFA	28-22	11-14	16-7	11-5
Oregon	34-12	15-10	12-2	4-9
New Orleans	40-18	33-11	19-11	36-18
at TCU	44-38	8-15	11-6	21-15
Iowa State	24-32	7-9	13-5	15-16
Kansas	32-24	17-15	14-5	24-13
at Oklahoma State	14-16	10-15	12-21	9-23
Texas Tech	26-24	13-18	11-2	15-20
at West Virginia	32-34	16-13	20-12	20-52
Alabama	38-48	24-13	18-9	21-22
at Oklahoma	38-18	20-12	8-8	28-18
TCU	30-32	17-17	18-8	29-9
at Texas	36-36	7-11	16-4	24-14
Kansas State	34-16	9-19	13-10	7-10
Oklahoma	22-28	10-6	13-9	24-7
at Texas Tech	16-14	13-25	14-22	16-31
at Iowa State	30-32	7-11	18-12	13-19
West Virginia	24-26	15-10	19-15	26-21
Texas	24-30	19-15	23-7	18-12
at Kansas State	26-22	5-21	4-6	12-4
Oklahoma State	24-38	6-12	3-8	22-5
at Kansas	34-36	22-10	22-11	15-13
BAYLOR TOTAL	946	447	435	596
Baylor Average	30.5	14.4	14.0	19.2
OPP TOTAL	808	435	307	483
Opp Average	26.1	14.0	9.9	15.6

TEAM NATIONAL RANKINGS

Games Thru March 10, 2019

	NAT'L
Adjusted Offensive Efficiency (113.5).....	30th
Adjusted Defensive Efficiency (97.6).....	62nd
Scoring Defense (66.7).....	56th
Effective FG Percentage Defense (.482).....	58th
Rebounding Margin (+ 6.4).....	18th
Blocked Shots Per Game (4.7).....	21st
Block Percentage (13.8).....	21st
Offensive Rebounds Per Game (13.4).....	11th
Offensive Rebound Percentage (38.1).....	2nd

BIG 12/NATIONAL RANKINGS

Games Thru March 10, 2019

DEVONTE BANDOO

	BIG 12	NAT'L
3-Point Percentage (.397).....	6th	

JARED BUTLER

	BIG 12	NAT'L
Scoring (10.3).....	27th	
Assists (2.8).....	15th	
3-Point Percentage (.367).....	13th	
3-Point FG Made (1.8).....	11th	

FREDDIE GILLESPIE

	BIG 12	NAT'L
Double-Doubles (1).....	18th	

MARIO KEGLER

	BIG 12	NAT'L
Scoring (10.4).....	25th	
Rebounding (5.9).....	12th	
Blocks (0.6).....	15th	
Defensive Rebounding (4.4).....	8th	
Minutes (28.0).....	28th	
Double-Doubles (1).....	18th	

MAKAI MASON

	BIG 12	NAT'L
Scoring (14.6).....	7th	
Assists (3.2).....	11th	
Free Throw Percentage (.827).....	4th	97th
3-Point FG Made (2.0).....	6th	
Assist-to-Turnover Ratio (1.3).....	12th	
Minutes (31.8).....	14th	

KING MCCLURE

	BIG 12	NAT'L
Rebounds (5.3).....	17th	
Steals (1.2).....	15th	
3-Point Percentage (.359).....	15th	
3-Pointers Made/Game (1.6).....	14th	
Defensive Rebounds (4.2).....	14th	
Double-Doubles (1).....	18th	

FLO THAMBA

	BIG 12	NAT'L
Blocks (0.7).....	13th	

MARK VITAL

	BIG 12	NAT'L
Rebounding (7.2).....	4th	
Blocks (0.9).....	8th	
Offensive Rebounding (3.5).....	1st	11th
Minutes (27.8).....	29th	
Double-Doubles (2).....	15th	

MASON'S 40 KEY BAYLOR'S ROUT OF TCU

- **Makai Mason** posted the 7th 40-point game in program history, as the Bears routed TCU 90-64 on Feb. 2.
- Mason scored 27 points in the 2nd half, including going 8-of-8 from the field (6-of-6 from 3-point range) in the first 7:22 of game time after the break. His 40 points set the Baylor record for points in a Big 12 game.
- Mason finished 9-of-12 from 3-point range, tying the 2nd-most made 3-pointers in program history.
- **Freddie Gillespie** posted career-highs of 11 points, 7 rebounds and 3 blocks in just 17 minutes off the bench.

BALANCED BEARS DOMINATE AT OKLAHOMA

- **Makai Mason** led a balanced BU attack with 12 points, as the Bears rolled to a 77-47 win at Oklahoma on Jan. 28.
- All 11 Baylor players made field goals in the game, with 7 different players posting 7+ points.
- BU shot 54% from the field and 50% from 3-point range (10-of-20), while OU was held to 27% from the field.
- Baylor held OU to its fewest points in a home game since March 6, 2004, and the 30-point margin of victory was the largest by any team playing at Oklahoma since Kansas won by 31 points on Feb. 5, 1963.

KEGLER'S BIG DAY LEADS BU TO BIG 12/SEC CHALLENGE WIN OVER ALABAMA

- **Mario Kegler** had game-highs with 17 points and 7 rebounds to lead Baylor to a 73-68 win over Alabama on Jan. 26.
- There were 12 ties and 12 lead changes in the game, and BU trailed 59-56 with 5 minutes left.
- The Bears got 13 points and 4 assists from **Makai Mason**, while **Freddie Gillespie** chipped in a career-high 8 points in 16 minutes off the bench. **Matthew Mayer** added 9 points, 5 rebounds and 3 assists off the bench.
- BU controlled the glass 35-31, becoming the 2nd team to out-rebound Alabama in 19 games this season.

MASON AND KEGLER PUSH BEARS TO WIN AT WEST VIRGINIA

- **Makai Mason** and **Mario Kegler** guided Baylor to an 85-73 win at West Virginia on Jan. 21.
- The duo combined to shoot 13-of-13 on 2-point field goal attempts, with Mason posting a season-high 29 points (8-of-8 on 2FGs) and Kegler recording a career-high 18 points (5-of-5 on 2FGs).
- As a team, BU shot 68% (21-of-31) on 2-point field goals, helping to offset shooting 30% (8-of-27) on 3-pointers.
- BU turned the ball over only 2 times in the first half and built a 15-point halftime lead, which helped the Bears overcome 16 second-half turnovers. Despite the turnover woes, BU led by at least 8 points the entire 2nd half.

BUTLER'S STRONG SECOND HALF LEADS BEARS TO WIN OVER NO. 8 TEXAS TECH

- Freshman **Jared Butler** led the Bears with 19 points and 5 assists (14 points, 2 assists and 3 steals in the 2nd half), while **Makai Mason** added 16 points to help the Bears to a 73-62 win over No. 8 Texas Tech on Jan. 19.
- Baylor trailed 23-10 midway through the 1st half, but BU closed the half on a 23-8 run to lead 33-31 at halftime.
- Butler scored Baylor's first 8 points in the 2nd half, and after Tech cut the BU lead to 2 points with 5 minutes left, Butler made a 3-pointer and converted a 3-point play on consecutive possessions to extend the lead back to 8 points.
- BU went 10-of-10 at the foul line in the final 3 minutes, with **Freddie Gillespie** and Mason making 4 apiece.

MCCLURE'S CAREER NIGHT LEADS TO HUGE ROAD WIN AT OKLAHOMA STATE

- **King McClure** had a career-high 29 points with 9 rebounds and 4 assists in a career-high 38 minutes to lead Baylor to a crucial 73-69 win at Oklahoma State on Jan. 14. The Bears' 15 made 3-pointers were their most since 2014.
- BU shot 60% from 3-point range (15-of-25) and only 27% from inside the 3-point line (8-of-30).
- Baylor's trio of starting guards shot a combined 14-of-23 from 3-point range, with **Jared Butler** posting 16 points and 4 assists, including 4-of-7 on 3-pointers, and **Makai Mason** adding 13 points on 3-of-5 from downtown.
- OSU also had a hot shooting night, making 45% from downtown (13-of-29) and only 32% inside the arc (9-of-28).

TWO BIG DEFICITS TOO MUCH VS. NO. 7 KANSAS IN FIRST GAME WITHOUT CLARK

- Baylor lost 73-68 vs. No. 7 Kansas in its first game without **Tristan Clark** on Jan. 12. The Bears started 0-of-15 from the field and fell behind 18-2, then cut that deficit to 24-22 late in the first half.
- KU closed the half on an 11-3 run to take a 10-point halftime lead, and the Bears fell behind by as many as 23.
- BU trailed 68-48 with 4 minutes left and mounted a ferocious comeback to cut it to 72-68 in the final minute.
- Baylor out-rebounded Kansas 49-30, including 26-4 in offensive boards. **Mark Vital** had twice as many offensive rebounds (8) as the entire Kansas team (4) and finished with 10 points and 9 boards in his first start at the 5-spot.
- **Jared Butler** led BU with 14 points and 4 assists in his first start since the season opener.

BEARS CLOSE STRONG TO BEAT NO. 20 IOWA STATE

- **Makai Mason** scored 7 of his game-high 25 points in the final 2 minutes, helping BU beat No. 20 Iowa State 73-70 on Jan. 8. Mason hit the game-tying bucket with 1:48 to play, then gave BU the lead for good with 38 seconds left.
- The Bears won despite shooting 6.4% lower (BU-.436; ISU-.500) and attempting one fewer field goal than Iowa State. BU went a season-best 17-of-20 at the free throw line.
- **Devonte Bandoo** had 13 points off the bench, including 2 free throws with 5 seconds left to give BU a 3-point lead.

RALLY FROM 19 DOWN FALLS SHORT IN BIG 12 OPENER AT TCU

- Baylor rallied from 19 points down in the 2nd half to cut TCU's lead to 82-81 with 18 seconds left, but the Bears missed a potential game-tying 3-pointer with 8 seconds remaining and fell 85-81 in their Big 12 opener on Jan. 5.
- BU trailed by 12 at the break and got back in the game despite TCU shooting 65% in the 2nd half. BU's 53 points in the 2nd half were its most in a half in a Big 12 game since scoring 60 at in the 2nd half at Iowa State on Jan. 9, 2016.
- **Matthew Mayer** posted 17 points in 14 minutes off the bench, while **Tristan Clark** had 18 points, 6 rebounds and 4 assists, and **Makai Mason** recorded 15 points and 3 assists.

FOUR NCAA TOURNAMENT APPEARANCES IN LAST FIVE SEASONS

- Baylor has its school-record streak of four consecutive NCAA Tournament appearances snapped in 2018.
- BU is 1 of 29 teams to appear in four NCAA Tournaments since 2014, joining Arizona, Butler, Cincinnati, Dayton, Duke, Gonzaga, Iowa State, Kansas, Kentucky, Michigan, Michigan State, New Mexico State, North Carolina, Oklahoma, Oregon, Providence, Purdue, SFA, Texas, Texas Southern, UCLA, VCU, Villanova, Virginia, West Virginia, Wichita State, Wisconsin and Xavier.

SIX NBA DRAFT PICKS IN LAST SEVEN SEASONS

- Baylor’s six NBA Draft picks over the last seven years are the nation’s 10th most, trailing only Kentucky, Duke, Syracuse, Kansas, North Carolina, UCLA, Arizona, Louisville and Michigan.
- A program-record three Baylor players were selected in the 2012 NBA Draft — Perry Jones III (28th pick; OKC), Quincy Acy (37th pick; Toronto) and Quincy Miller (38th pick; Denver). Pierre Jackson (42nd pick, Philadelphia; traded to New Orleans) was chosen in the 2013 draft, Cory Jefferson (60th pick; San Antonio; traded to Brooklyn) was selected in 2014 and Taurean Prince (12th pick; Utah; traded to Atlanta) was chosen in 2016.

SCOTT DREW COACHING TREE

- Three current DI head coaches got their first DI head coaching jobs immediately after stints on Scott Drew’s BU staff.
- Matthew Driscoll is in his 10th season as head coach at North Florida after six seasons as a Baylor assistant.
- Grant McCasland is in his second season as head coach at North Texas. He spent five years as a Baylor assistant before taking over as Arkansas State head coach for one season in 2016-17.
- Paul Mills is in his second season as head coach at Oral Roberts. He was a member of Drew’s original Baylor staff in 2003-04 and spent 14 years with Drew, the final eight as an assistant coach.
- Those three former Baylor assistants have combined to win 206 games as head coaches (thru 11/18/18).

RANKED IN 11 STRAIGHT SEASONS

- Baylor is one of nine teams to be nationally ranked in each of the last 11 seasons dating back to 2007-08 – Baylor, Duke, Gonzaga, Kansas, Kentucky, Louisville, Michigan State, Notre Dame and North Carolina.
- BU cracked a string of 38 consecutive unranked seasons when it was tabbed No. 25 in 2007-08.
- The Bears reached as high as No. 19 in 2008-09, No. 19 in 2009-10, No. 9 in 2010-11, No. 3 in 2011-12, No. 16 in 2012-13, No. 7 in 2013-14, No. 14 in 2014-15, No. 13 in 2015-16, No. 1 in 2016-17 and No. 16 in 2017-18.

HISTORY OF DEVELOPMENT WITH REDSHIRTS

- Baylor has a track record of success when players redshirt under Scott Drew. **Ekpe Udoh, Johnathan Motley, Cory Jefferson, Brady Heslip, Royce O’Neale, Jo Lual-Acuil Jr.** and **Manu Lecomte** have all gone on to professional careers after redshirting.
- **Mark Vital, Mario Kegler** and **Freddie Gillespie** have all redshirted while at Baylor.
- **Davion Mitchell** and **MaCio Teague** are both redshirting this season while sitting out to satisfy NCAA transfer rules.

BEARS INK JORDAN TURNER FOR 2019-20

- Baylor signed Jordan Turner to a National Letter of Intent in November. He’ll join the program in the summer of 2019.
- Turner, a 6-foot-7, 180-pound forward, is the No. 11 recruit in the state of Texas. He’s currently playing his senior season at Sunrise Christian Academy in Bel Aire, Kansas.
- Turner recently had 30 points and 8 rebounds in Sunrise Christian’s 65-53 win over Holy Spirit.

ONE OF 16 TEAMS WITH FOUR SWEET 16 APPEARANCES SINCE 2010

- Baylor is one of 16 teams nationally to make four Sweet 16 appearances in the last nine years.
- The Bears are joined by Arizona, Duke, Florida, Gonzaga, Kansas, Kentucky, Louisville, Michigan, Michigan State, North Carolina, Ohio State, Syracuse, West Virginia, Wisconsin and Xavier.
- **Scott Drew** is the youngest of 11 coaches nationally to lead his current program to four Sweet 16s since 2010. **Drew** (48) is joined by Arizona’s Sean Miller (49), Gonzaga’s Mark Few (55), Kansas’ Bill Self (55), Kentucky’s John Calipari (59), Michigan State’s Tom Izzo (63), North Carolina’s Roy Williams (68), Duke’s Mike Krzyzewski (71), Syracuse’s Jim Boeheim (73),

BAYLOR BASKETBALL ON THE RADIO


- Baylor basketball is aired live via the Baylor-IMG College Radio Network on ESPN Central Texas and flagship station 1660AM ESPN Radio (KRZI) in Waco and worldwide on Sirius/XM and Tune-In Radio.
- Games are broadcast by the “Voice of the Bears” John Morris and former Baylor basketball standout Pat Nunley.
- Morris is in his 35th year doing Baylor broadcasts and is in his 24th season as the signature Voice of the Bears, while Nunley is in his 38th season as Baylor basketball color analyst.

UP NEXT

- The winner of the BU-ISU game will face either the No. 1 seed (K-State), the No. 8 seed (TCU) or the No. 9 seed (Oklahoma State) in a semifinal game at 6 p.m. CT Friday on ESPN or ESPN2.
- Saturday’s Big 12 Championship final is scheduled for 5 p.m. CT on ESPN.

GAME-BY-GAME STARTERS

	1	2	3	4	5
Texas So.	Butler	McClure	Allen	Vital	Clark
Southern	McClure	Bandoo	Vital	Clark	Gillespie
PVAMU	McClure	Bandoo	Vital	Clark	Gillespie
Nicholls St.	Mason	Bandoo	McClure	Vital	Clark
vs. Ole Miss	Mason	Bandoo	McClure	Vital	Clark
vs. GMU	Mason	Bandoo	McClure	Vital	Clark
South Dakota	Mason	McClure	Kegler	Vital	Clark
at Wichita St.	Mason	McClure	Kegler	Vital	Clark
at Arizona	Mason	McClure	Kegler	Vital	Clark
SFA	Mason	McClure	Kegler	Vital	Clark
Oregon	Mason	McClure	Kegler	Vital	Clark
New Orleans	Mason	McClure	Kegler	Vital	Clark
at TCU	Mason	McClure	Kegler	Vital	Clark
Iowa State	Mason	McClure	Kegler	Vital	Clark
Kansas	Mason	Butler	McClure	Kegler	Vital
at OSU	Mason	Butler	McClure	Kegler	Vital
Texas Tech	Mason	Butler	McClure	Kegler	Vital
at WVU	Mason	Butler	McClure	Kegler	Vital
Alabama	Mason	Butler	McClure	Kegler	Vital
at Oklahoma	Mason	Butler	McClure	Kegler	Vital
TCU	Mason	Butler	McClure	Kegler	Vital
at Texas	Mason	Butler	McClure	Kegler	Vital
Kansas State	Butler	Bandoo	Kegler	Vital	Gillespie
Oklahoma	Mason	Butler	Kegler	Vital	Gillespie
at Texas Tech	Butler	Bandoo	Kegler	Vital	Gillespie
at Iowa State	Mason	Butler	Kegler	Vital	Gillespie
West Virginia	Mason	Butler	Kegler	Vital	Gillespie
Texas	Mason	Butler	Kegler	Vital	Gillespie
at Kansas St.	Mason	Butler	Kegler	Vital	Gillespie
Oklahoma St.	Mason	Butler	McClure	Kegler	Vital
at Kansas	Butler	McClure	Kegler	Vital	Gillespie



1 – DARIUS ALLEN

G • 6-4 • 205 • JR. • JC
MELBOURNE, FLA. (PALM BEACH STATE)

SEASON/CAREER HIGHS

Points: – 6 vs. Southern (11/10/18)
FG: – 2 vs. Southern (11/10/18); vs. Prairie View A&M (11/12/18)
FGA: – 7 vs. Southern (11/10/18); vs. Prairie View A&M (11/12/18)
3FG: – 1, three times
3FGA: – 6 vs. Southern (11/10/18)
FT: – 1, three times
FTA: – 3 vs. Southern (11/10/18)
Rebounds: – 5 vs. Texas Southern (11/6/18)
Assists: – 2 vs. Prairie View A&M (11/12/18)
Turnovers: – 2 vs. Texas Southern (11/6/18)
Blocks: – 2 vs. Southern (11/10/18); vs. Nicholls (11/16/18)
Steals: – 2 vs. Ole Miss (11/23/18)
Minutes Played: – 26 vs. Texas Southern (11/6/18)

MISCELLANEOUS

	18-19	BU RECORD
Double-Figure Points:	–	–
Double-Figure Rebounds:	–	–
Double-Doubles:	–	–
5+ Assists:	–	–
2+ Blocks:	2	2-0
Led team in Points:	–	–
Led team in Rebounds:	–	–
Led team in Blocks:	2	2-0
Led team in Assists:	–	–

ALLEN NOTEBOOK

- JuCo transfer guard, played previous two seasons at Palm Beach State in Palm Beach Gardens, Fla.
- Has played in 13 games, coming off bench 12 times and making 1 start
- Seen action in 6 of last 14 games after playing in 1 of previous 11 games
- Played 3 minutes off bench in win at Oklahoma (1/28), recording a dunk and an assist
- Saw first action in more than 3 weeks when he played 2 minutes off bench late in 1st half at West Virginia (1/21)
- Started and played 26 minutes in Baylor debut vs. Texas Southern (11/6), had 2 points and 5 rebounds
- Scored in double-figures in 34 in 59 career JuCo games played, including seven games of 20+ points
- Averaged 14.5 points, 4.5 rebounds and 2.0 steals per game as sophomore in 2017-18
- Recorded 4 double-doubles at Palm Beach State, averaging 25.5 points and 10.3 rebounds in those 4 games
- Played high school basketball at Florida Air Academy as junior and at Chaminade-Madonna Prep as senior
- Dunked so hard in a game at Florida Air Academy that lights went out in gym at City of Palms Classic

2018-19 GAME-BY-GAME

OPPONENT	DATE	GS	MIN	FG	3FG	FT	OR-DR-TR	PF	A	T	B	S	PTS
Texas Southern	11/6	*	26	1-5	0-3	0-2	2-3-5	0	1	2	1	1	2
Southern	11/10		19	2-7	1-6	1-3	1-1-2	1	0	0	2	1	6
Prairie View A&M	11/12		16	2-7	1-4	0-0	0-1-1	2	2	1	0	1	5
Nicholls State	11/16		11	1-3	0-1	1-2	1-0-1	1	0	0	2	0	3
vs. Ole Miss	11/23		13	1-2	0-1	0-0	0-1-1	4	1	1	1	2	2
vs. George Mason	11/24		5	1-2	0-1	1-2	0-1-1	0	0	1	0	0	3
South Dakota	11/27												DNP
at Wichita State	12/1												DNP
at Arizona	12/15												DNP
Stephen F. Austin	12/18												DNP
Oregon	12/21												DNP
New Orleans	12/29		4	1-1	1-1	0-0	0-1-1	0	0	0	0	0	3
at TCU	1/5												DNP
Iowa State	1/8												DNP
Kansas	1/12												DNP
at Oklahoma State	1/14												DNP
Texas Tech	1/19												DNP
at West Virginia	1/21		2	0-0	0-0	0-0	0-0-0	0	0	0	0	1	0
Alabama	1/26												DNP
at Oklahoma	1/28		3	1-1	0-0	0-0	0-0-0	0	1	0	0	0	2
TCU	2/2		3	0-2	0-1	0-0	0-0-0	0	0	0	0	0	0
at Texas	2/6		5	0-0	0-0	0-0	0-1-1	4	0	0	0	0	0
Kansas State	2/9		0+	0-0	0-0	0-0	0-0-0	0	0	0	0	0	0
Oklahoma	2/11												DNP
at Texas Tech	2/16		4	1-3	0-2	0-0	0-0-0	1	0	0	0	1	2
at Iowa State	2/19												DNP
West Virginia	2/23												DNP
Texas	2/27												DNP
at Kansas State	3/2												DNP
Oklahoma State	3/6												DNP
at Kansas	3/9												DNP
vs. Iowa State	3/14												DNP

ALLEN'S CAREER STATS																	
YEAR	GP-GS	MIN-AVG	FG-A	PCT	3FG-A	PCT	FT-A	PCT	OFF-DEF-TOT	AVG	PF-D	A	TO	B	S	TP	AVG
2018-19 (JR.)	13-1	111-8.5	11-33	.333	3-20	.150	3-9	.333	4-9-13	1.0	13-0	5	5	6	7	28	2.2
CAREER	13-1	111-8.5	11-33	.333	3-20	.150	3-9	.333	4-9-13	1.0	13-0	5	5	6	7	28	2.2



2 — DEVONTE BANDO

G • 6-3 • 195 • JR. • JC
BRAMPTON, ONTARIO (HUTCHINSON CC)

SEASON/CAREER HIGHS

Points: — 25 vs. Southern (11/10/18)
FG: — 7 vs. Southern (11/10/18); vs. West Virginia (2/23/19)
FGA: — 14 vs. West Virginia (2/23/19)
3FG: — 5 vs. Oklahoma (2/11/19)
3FGA: — 10 vs. West Virginia (2/23/19)
FT: — 7 vs. Southern (11/10/18)
FTA: — 7 vs. Southern (11/10/18)
Rebounds: — 6, three times
Assists: — 4 vs. New Orleans (12/29/18); at West Virginia (11/21/19)
Turnovers: — 4 at Texas Tech (2/16/19)
Blocks: — 1 at Oklahoma State (1/14/19); vs. Texas Tech (1/19/19)
Steals: — 3 vs. Southern (11/10/18)
Minutes Played: — 37 vs. Prairie View A&M (11/12/18)

MISCELLANEOUS

	18-19	BU RECORD
Double-Figure Points:	11	8-3
Double-Figure Rebounds:	—	—
Double-Doubles:	—	—
20+ Points:	2	2-0
5+ Assists:	—	—
Led team in Points:	3	2-1
Led team in Rebounds:	2	1-1
Led team in Assists:	2	1-1
Led team in Blocks:	1	1-0
Led team in Bench Points:	11	8-3

BANDOO NOTEBOOK

- Canadian JuCo transfer guard, played previous two seasons at Hutchinson (Kan.) Community College
- Has seen action in all 31 games, making 7 starts; played 30+ minutes in 8 games and 20+ minutes 17 times
- Scored 10+ points in 6 of last 9 games after doing so in 3 of 19 preceding games
- Played 23+ minutes in each of last 9 games, averaging 12.7 ppg, 4.2 rpg, 1.8 apg in 30.3 mpg in that stretch
- Big 12's 4th-best 3-point shooter in league play at .440 (37-of-84); ranks 6th in Big 12 overall in 3-point shooting at .397
- Made at least one 3-pointer in 11 of last 12 games (41%; 26-of-63) and in 16 of 18 Big 12 games (44%; 37-of-84)
- Scored 14 pts in 7-minute span as BU came from 17 down with 9 minutes left to beat Texas (2/27); game-tying 3FG with 2:01 left
- Posted 22 points, added 4 rebounds and 2 assists in 33 minutes off bench to lead Bears to win vs. West Virginia (2/23)
- Led team with 19 points in 29 minutes off bench vs. OU (2/11); went 5-of-7 from 3-pt range, including late go-ahead trey
- Made first Big 12 start and led team with 15 points in 36 minutes vs. K-State (2/9); most points and minutes since Nov. 12
- Came off bench to score 13 points in 11 minutes in win over No. 20 Iowa State (1/8). Hit clutch free throws with 5 seconds left
- Made first start at Baylor and had game-highs in points (25), rebounds (6), steals (3) and minutes (34) vs. Southern (11/10)
- Played 30 minutes off bench in Baylor debut vs. Texas Southern (11/6), posting 10 points, 2 rebounds and 2 assists
- Scored 1,072 points over 72 games during JuCo career, averaging 14.9 points in 27.1 minutes per game
- Hutchinson went 63-9 in games Bando played; scored in double-figures in 60 of 72 games, including 11 games with 20+ points
- Finished JuCo career with streak of 21 consecutive games scoring in double-figures, averaging 19.0 ppg during streak
- Started 35 games as sophomore at Hutch, averaging 16.6 points, 5.8 rebounds and 2.9 assists in 32.1 minutes per game
- Shot .438 from 3-point range in 2017-18, connecting on 64-of-146 attempts
- Helped Hutchinson win 2017 NJCAA Division I national title, scoring team-high 22 points in championship game

2018-19 GAME-BY-GAME

OPPONENT	DATE	GS	MIN	FG	3FG	FT	OR-DR-TR	PF	A	T	B	S	PTS
Texas Southern	11/6		30	4-8	1-2	1-1	0-2-2	1	2	2	0	0	10
Southern	11/10	*	34	7-12	4-8	7-7	1-5-6	0	2	0	0	3	25
Prairie View A&M	11/12	*	37	6-9	2-5	2-2	0-1-1	3	2	2	0	0	16
Nicholls State	11/16	*	24	3-6	1-3	0-0	0-1-1	1	2	0	0	2	7
vs. Ole Miss	11/23	*	7	0-2	0-0	0-0	0-1-1	0	0	1	0	0	0
vs. George Mason	11/24	*	20	3-6	1-4	0-0	0-3-3	1	0	1	0	0	7
South Dakota	11/27		7	0-0	0-0	0-0	0-0-0	0	2	0	0	0	0
at Wichita State	12/1		17	1-5	0-2	0-0	0-2-2	0	0	1	0	0	2
at Arizona	12/15		13	1-4	0-1	0-0	1-2-3	1	0	0	0	0	2
Stephen F. Austin	12/18		16	0-4	0-4	3-4	0-2-2	0	2	1	0	0	3
Oregon	12/21		11	1-4	0-2	0-0	0-0-0	1	2	1	0	0	2
New Orleans	12/29		16	3-7	2-5	0-0	0-1-1	0	4	1	0	0	8
at TCU	1/5		4	0-1	0-1	0-0	0-0-0	1	0	0	0	0	0
Iowa State	1/8		11	4-5	3-4	2-2	0-0-0	0	1	1	0	0	13
Kansas	1/12		14	3-6	2-4	1-1	1-1-2	3	0	2	0	0	9
at Oklahoma State	1/14		18	1-5	1-2	0-0	0-2-2	1	0	2	1	0	3
Texas Tech	1/19		20	2-7	2-4	2-2	0-1-1	0	0	0	1	0	8
at West Virginia	1/21		28	4-9	3-6	2-2	0-1-1	2	4	1	0	1	13
Alabama	1/26		12	2-5	0-1	0-0	2-0-2	1	1	0	0	2	4
at Oklahoma	1/28		17	3-5	1-3	0-0	0-1-1	2	2	2	0	2	7
TCU	2/2		21	3-6	3-5	0-0	0-1-1	0	3	1	0	1	9
at Texas	2/6		14	1-2	1-1	0-0	0-1-1	3	0	0	0	0	3
Kansas State	2/9	*	36	6-13	1-6	2-2	0-5-5	2	3	2	0	2	15
Oklahoma	2/11		29	6-9	5-7	2-2	1-1-2	0	1	2	0	0	19
at Texas Tech	2/16	*	34	2-10	1-7	3-4	6-0-6	3	1	4	0	0	8
at Iowa State	2/19		30	4-9	2-6	0-0	1-4-5	2	1	1	0	1	10
West Virginia	2/23		33	7-14	4-10	4-6	1-3-4	2	2	1	0	1	22
Texas	2/27		29	5-6	4-5	4-4	0-2-2	2	2	3	0	1	18
at Kansas State	3/2		32	1-3	0-0	2-2	0-6-6	1	3	0	0	0	4
Oklahoma State	3/6		23	3-8	2-5	0-0	1-4-5	1	2	2	0	0	8
at Kansas	3/9		27	4-12	2-8	0-0	1-2-3	2	1	1	0	0	10
vs. Iowa State	3/14												

BANDOO'S CAREER STATS

YEAR	GP-GS	MIN-AVG	FG-A	PCT	3FG-A	PCT	FT-A	PCT	OFF-DEF-TOT	AVG	PF-D	A	TO	B	S	TP	AVG
2018-19 (JR.)	31-7	663-21.4	90-202	.446	48-121	.397	37-41	.902	16-55-71	2.3	36-0	45	35	2	16	265	8.5
CAREER	31-7	663-21.4	90-202	.446	48-121	.397	37-41	.902	16-55-71	2.3	36-0	45	35	2	16	265	8.5



12 — JARED BUTLER

G • 6-3 • 185 • FR. • HS
RESERVE, LA. (RIVERSIDE ACADEMY)

SEASON/CAREER HIGHS

Points: — 31 at Kansas (3/9/19)
FG: — 10 at Kansas (3/9/19)
FGA: — 21 at Kansas (3/9/19)
3FG: — 5 at Iowa State (2/19/19)
3FGA: — 10 vs. Kansas State (2/9/19); at Kansas (3/9/19)
FT: — 8 at Kansas (3/9/19)
FTA: — 10 at Kansas (3/9/19)
Rebounds: — 6 at Iowa State (2/19/19); at Kansas (3/9/19)
Assists: — 6 vs. New Orleans (12/29/18); at Texas (2/6/19)
Turnovers: — 7 at Texas Tech (2/16/19)
Blocks: — 1, three times
Steals: — 3 vs. Texas Tech (1/19/19)
Minutes Played: — 37 at Texas (2/6/19); at Texas Tech (2/16/19)

MISCELLANEOUS

	18-19	BU RECORD
Double-Figure Points:	16	9-7
20+ Points:	2	1-1
30+ Points:	1	0-1
5+ Assists:	7	6-1
Led team in Points:	6	3-3
Led team in Rebounds:	—	—
Led team in Assists:	11	7-4
Led team in Blocks:	1	1-0
Led team in Bench Points:	6	5-1

BUTLER NOTEBOOK

- Consensus top-100 national recruit, ranked as high as No. 75 nationally in 2018 recruiting class
- Named All-Big 12 honorable mention and All-Freshman Team by league's coaches
- True freshman PG, has played in every game and made 18 starts, including each of last 17 games
- Moved to starting lineup after Tristan Clark's injury – in 16 games since, averaging 12.3 points and 3.6 assists.
- Named Big 12 Newcomer of the Week (2/25) after wins at Iowa State and vs. WVU – averaged 14.5 ppg, 4.5 apg, 4.0 rpg
- Last 11 Games: team-leading 13.8 ppg, 4.3 rpg, 3.2 apg, in team-high 32.4 mpg; shooting 41% from 3-pt range (29-of-70)
- Shooting 42% (45-of-106) from 3-point range since joining starting lineup; shot 15% (4-of-26) from 3-point range in 10 games prior
- Made at least one 3-pointer in all 17 games since joining starting lineup, 2+ 3FGs in 14 of 17 games, 3+ 3FGs in 9 of 17 games
- Scored in double-figures in 13 of 17 games since joining starting lineup after doing so in 3 of first 14 games
- Has recorded multiple assists in 20 of last 21 games after doing so in 1 of first 10 games
- Exploded for career-high 31 points (including 23 in 2nd half), 6 rebounds and 3 assists in 36 minutes at No. 13 Kansas (3/9/19)
- Posted 15 points (5 in OT) in win vs. Texas (2/27); hit team's last 2 regulation FGs, game-tying FG with 28 secs left to force OT
- Had 12 points, including 3-point play with 1:21 left to give BU 4-point lead, and team-high 4 assists in win vs. West Virginia (2/23)
- Led team with 17 points and 5 assists in win at No. 19 Iowa State (2/19) – hit 3-pointer to give BU 69-65 lead with 2 min. left
- Posted team-highs with 16 points, 4 assists and 37 minutes, went 4-of-5 on 3-pointers in loss at No. 15 Texas Tech (2/16)
- Led Bears with 19 points and 5 assists in win vs. No. 8 Texas Tech (1/19) – had 14 pts, 2 assts and 3 steals in 2nd half
- Had 22 points in 31 mins off bench vs. PVAMU (11/12) – first BU true freshman with 20+ pts since Isaiah Austin on 2/27/13
- Became first BU freshman point guard to start in collegiate debut since Curtis Jerrells in 2005, logged 21 minutes vs. TXSO (11/6)
- Originally enrolled at Alabama in summer 2018, but transferred to Baylor in August and received immediate eligibility
- Two-time All-State selection at Riverside, helped team win three state championships, including first as 8th grader in 2014
- Earned first-team All-State honors after averaging 27.4 points, 8.8 rebounds, 8.4 assists and 3.0 steals in 2017-18
- New Orleans Times-Picayune 2017-18 Player of the Year
- From same hometown as former Baylor stars Tweety Carter and Rico Gathers

2018-19 GAME-BY-GAME

OPPONENT	DATE	GS	MIN	FG	3FG	FT	OR-DR-TR	PF	A	T	B	S	PTS
Texas Southern	11/6	*	21	1-6	0-3	0-0	0-0-0	4	1	3	0	2	2
Southern	11/10		20	3-7	2-4	1-2	0-2-2	2	5	0	0	1	9
Prairie View A&M	11/12		31	7-10	3-5	5-6	1-3-4	2	1	1	1	0	22
Nicholls State	11/16		25	1-9	1-6	2-2	0-4-4	1	1	1	0	0	5
vs. Ole Miss	11/23		33	4-11	0-5	3-3	0-5-5	2	1	2	0	2	11
vs. George Mason	11/24		22	0-5	0-5	4-4	0-0-0	4	1	1	0	1	4
South Dakota	11/27		16	1-5	0-1	0-0	0-3-3	3	0	0	1	1	2
at Wichita State	12/1		12	2-3	1-2	0-0	0-0-0	0	0	1	0	0	5
at Arizona	12/15		13	2-4	1-3	0-0	0-1-1	1	0	1	1	1	5
Stephen F. Austin	12/18		14	0-5	0-4	2-2	0-1-1	1	1	0	0	1	2
Oregon	12/21		15	1-2	0-0	0-0	1-0-1	1	3	1	0	1	2
New Orleans	12/29		25	4-7	2-4	6-8	0-2-2	0	6	1	0	1	16
at TCU	1/5		19	2-4	0-1	0-0	1-2-3	5	4	0	0	0	4
Iowa State	1/8		22	0-2	0-1	2-2	0-2-2	1	2	3	0	1	2
Kansas	1/12	*	31	4-9	4-8	2-2	1-3-4	3	4	3	0	1	14
at Oklahoma State	1/14	*	35	6-12	4-7	0-0	0-3-3	3	4	2	0	1	16
Texas Tech	1/19	*	29	7-15	2-8	3-3	1-0-1	2	5	1	0	3	19
at West Virginia	1/21	*	22	2-6	2-4	2-4	1-3-4	4	2	3	0	0	8
Alabama	1/26	*	31	3-8	2-6	1-2	0-4-4	2	5	1	0	1	9
at Oklahoma	1/28	*	28	4-9	2-3	0-0	1-3-4	2	5	4	0	2	10
TCU	2/2	*	24	2-6	1-2	0-0	2-3-5	3	2	3	0	0	5
at Texas	2/6	*	37	5-14	2-8	1-1	1-2-3	2	6	4	0	2	13
Kansas State	2/9	*	34	5-15	3-10	0-0	2-2-4	1	2	3	0	1	13
Oklahoma	2/11	*	27	4-9	3-6	0-0	0-5-5	3	2	2	0	0	11
at Texas Tech	2/16	*	37	5-9	4-5	2-3	1-4-5	1	4	7	0	1	16
at Iowa State	2/19	*	36	6-12	5-8	0-0	1-5-6	3	5	2	0	1	17
West Virginia	2/23	*	31	5-11	1-4	1-1	2-0-2	4	4	1	0	2	12
Texas	2/27	*	35	6-14	3-8	0-0	2-3-5	3	4	3	0	0	15
at Kansas State	3/2	*	30	3-7	3-5	1-2	1-2-3	2	0	5	0	2	10
Oklahoma State	3/6	*	29	1-6	1-4	6-7	0-3-3	5	3	0	0	1	9
at Kansas	3/9	*	36	10-21	3-10	8-10	1-5-6	1	3	3	0	0	31
vs. Iowa State	3/14												

BUTLER'S CAREER STATS

YEAR	GP-GS	MIN-AVG	FG-A	PCT	3FG-A	PCT	FT-A	PCT	OFF-DEF-TOT	AVG	PF-D	A	TO	B	S	TP	AVG
2018-19 (FR.)	31-18	820-26.5	106-263	.403	55-150	.367	52-64	.813	20-75-95	3.1	71-2	86	62	3	30	319	10.3
CAREER	31-18	820-26.5	106-263	.403	55-150	.367	52-64	.813	20-75-95	3.1	71-2	86	62	3	30	319	10.3



25 — TRISTAN CLARK

F • 6-9 • 240 • SO. • 1L

SAN ANTONIO, TEXAS (WAGNER HS)

SEASON HIGHS

Points: — 27 vs. Ole Miss (11/23/18)
FG: — 11 vs. Ole Miss (11/23/18)
FGA: — 13 vs. Ole Miss (11/23/18); at TCU (1/5/19)
3FG: — 1 vs. Texas Southern (11/6/18)
3FGA: — 1, four times
FT: — 7 vs. Prairie View A&M (11/12/18)
FTA: — 10 vs. SFA (12/18/18)
Rebounds: — 12 vs. New Orleans (12/29/18)
Assists: — 4, three times
Turnovers: — 4 vs. Oregon (12/21/18)
Blocks: — 6 vs. South Dakota (11/27/18)
Steals: — 3 vs. SFA (12/18/18)
Minutes Played: — 38 vs. Oregon (12/21/18)

CAREER HIGHS

Points: — 27 vs. Ole Miss (11/23/18)
FG: — 11 vs. Ole Miss (11/23/18)
FGA: — 13, three times
3FG: — 1, three times
3FGA: — 2 at Iowa State (1/13/18)
FT: — 7 vs. Prairie View A&M (11/12/18)
FTA: — 10 vs. SFA (12/18/18)
Rebounds: — 15 at Iowa State (1/13/18)
Assists: — 4, four times
Turnovers: — 4 vs. Oregon (12/21/18)
Blocks: — 6 vs. South Dakota (11/27/18)
Steals: — 3 vs. SFA (12/18/18)
Minutes Played: — 38 vs. Oregon (12/21/18)

MISCELLANEOUS

	18-19	CAREER	BU RECORD
Double-Figure Points:	11	21	13-8
Double-Figure Rebounds:	1	3	2-1
Double-Doubles:	1	3	2-1
20+ Points:	2	2	0-2
2+ Blocks:	11	20	13-7
Led team in Points:	5	6	1-5
Led team in Rebounds:	5	11	5-6
Led team in Blocks:	12	19	10-9
Led team in Assists:	3	5	3-2

CLARK NOTEBOOK


- Strong, skilled sophomore power forward; consensus four-star recruit out of San Antonio's Wagner High School
- Ruled out for season after suffering left-knee injury on Jan. 8 vs. Iowa State – had successful surgery on Jan. 31
- Led nation with .737 field goal percentage until he fell from qualification on Jan. 26 (min. 75% games played)
- Scored in double-figures in 11 of 14 games this season after doing so in 10 of 33 games last year
- Started first 14 games this season and recorded multiple blocks in 11 of 14 games, including 3 games with 5+ blocks
- Earned first Big 12 Player of the Week honor after 17 points (8-of-9 FGs), 12 rebounds and 5 blocks vs. New Orleans (12/29/18)
- Shot perfect 9-of-9 from field for 24 points in career-high 37 minutes vs. SFA (12/18/18)
- Blocked career-high 6 shots vs. South Dakota (11/27/18), helping team record 12 blocks, tied for 4th-most in program history
- Scored career-high 27 points on 11-of-13 shooting in career-high 35 minutes vs. Ole Miss (11/23/18)
- Notched then-career-highs in points (17), blocks (5) and assists (4) in 27 minutes of win vs. Prairie View A&M (11/12/18)
- Current .6629 career FG% (177-of-267) would break program record if he met the 200 FGM minimum (Josh Lomers .6627)
- Led team with .608 field goal percentage in 2017-18, 2nd-best by a freshman in program history (Quincy Acy .655)
- 30 starts last season were 3rd-most by a true freshman in program history (Quincy Miller 36 in 2012, Isaiah Austin 35 in 2013)
- Named 2017 GA Player of the Year by Texas Association of Basketball Coaches
- Ranked No. 8 recruit in Texas and No. 106 overall in 2017 class by 247Sports composite rankings
- Played all 39 games as senior, averaging 17.5 points, 10.1 rebounds, 2.8 assists and 2.1 blocks per game

2018-19 GAME-BY-GAME

OPPONENT	DATE	GS	MIN	FG	3FG	FT	OR-DR-TR	PF	A	T	B	S	PTS
Texas Southern	11/6	*	19	5-7	1-1	0-0	2-1-3	5	0	1	2	0	11
Southern	11/10	*	22	8-9	0-0	1-1	4-2-6	4	1	1	2	0	17
Prairie View A&M	11/12	*	27	5-5	0-0	7-9	2-5-7	3	4	2	5	1	17
Nicholls State	11/16	*	25	5-7	0-0	0-1	2-3-5	2	4	1	2	1	10
vs. Ole Miss	11/23	*	35	11-13	0-0	5-8	1-5-6	4	1	1	2	0	27
vs. George Mason	11/24	*	34	2-4	0-0	3-4	2-2-4	5	1	1	2	2	7
South Dakota	11/27	*	27	3-5	0-0	2-2	2-4-6	3	0	0	6	0	8
at Wichita State	12/1	*	29	5-8	0-1	2-3	4-4-8	2	1	3	3	1	12
at Arizona	12/15	*	26	4-5	0-1	0-0	2-4-6	3	2	3	0	1	8
Stephen F. Austin	12/18	*	37	9-9	0-0	6-10	4-3-7	2	1	1	2	3	24
Oregon	12/21	*	38	6-10	0-0	1-3	3-5-8	2	1	4	2	1	13
New Orleans	12/29	*	29	8-9	0-0	1-1	1-11-12	1	0	2	5	2	17
at TCU	1/5	*	35	7-13	0-1	4-6	2-4-6	2	4	3	1	1	18
Iowa State	1/8	*	34	6-10	0-0	4-6	0-4-4	3	3	0	0	2	16
Kansas	1/12												DNP
at Oklahoma State	1/14												DNP
Texas Tech	1/19												DNP
at West Virginia	1/21												DNP
Alabama	1/26												DNP
at Oklahoma	1/28												DNP
TCU	2/2												DNP
at Texas	2/6												DNP
Kansas State	2/9												DNP
Oklahoma	2/11												DNP
at Texas Tech	2/16												DNP
at Iowa State	2/19												DNP
West Virginia	2/23												DNP
Texas	2/27												DNP
at Kansas State	3/2												DNP
Oklahoma State	3/6												DNP
at Kansas	3/9												DNP
vs. Iowa State	3/14												

CLARK'S CAREER STATS

YEAR	GP-GS	MIN-AVG	FG-A	PCT	3FG-A	PCT	FT-A	PCT	OFF-DEF-TOT	AVG	PF-D	A	TO	B	S	TP	AVG
2017-18 (FR.)	33-30	657-19.9	93-153	.608	2-7	.286	36-55	.655	47-101-148	4.5	80-3	25	38	29	18	224	6.8
2018-19 (SO.)	14-14	417-29.8	84-114	.737	1-4	.250	36-54	.667	31-57-88	6.3	41-2	23	23	34	15	205	14.6
CAREER	47-44	1074-22.9	177-267	.663	3-11	.273	72-109	.661	78-158-236	5.0	121-5	48	61	63	33	429	9.1



33 — FREDDIE GILLESPIE

F • 6-8 • 240 • R.J.R. • SO

ST. PAUL, MINN. (CARLETON)

SEASON/CAREER HIGHS

Points: — 14 at Iowa State (2/19/19); vs. Oklahoma State (3/6/19)
FG: — 7 at Iowa State (2/19/19)
FGA: — 9 vs. Oklahoma State (3/6/19)
3FG: —
3FGA: —
FT: — 4 at Oklahoma State (1/14/19); vs. Texas Tech (1/19/19)
FTA: — 6 vs. Oklahoma State (3/6/19)
Rebounds: — 11 vs. Texas (2/27/19)
Assists: — 2 vs. Kansas State (2/9/19)
Turnovers: — 3 vs. Kansas (1/12/19); vs. Kansas State (2/9/19)
Blocks: — 4 vs. Texas (2/27/19)
Steals: — 2, five times
Minutes Played: — 36 vs. Texas (2/27/19)

MISCELLANEOUS

	18-19	BU RECORD
Double-Figure Points:	4	2-2
Double-Figure Rebounds:	2	2-0
Double-Doubles:	1	1-0
2+ Blocks:	7	6-1
Led team in Points:	—	—
Led team in Rebounds:	6	4-2
Led team in Blocks:	8	5-3
Led team in Assists:	—	—
Led team in Bench Points:	4	3-1

GILLESPIE NOTEBOOK

- Former walk-on forward, sat out 2017-18 after transferring from Division III Carleton College in Northfield, Minn.
- Has seen 338 minutes of action over 17 games since Tristan Clark's injury; played only 73 minutes over team's first 14 games
- In 17 games since Clark injury: 6.6 ppg, 5.1 rpg, 1.2 bpg, 19.9 mpg; in team's previous 14 gms, totaled 11 points, 16 rebounds, 3 blocks
- Last 13 Games: shooting 68% (45-of-66) while averaging 7.6 points, 5.5 rebounds, 1.5 blocks in 22.2 minutes per game
- Scored in double-figures in 4 of last 11 games, including career-high 14 points in 27 minutes off bench vs. Oklahoma State (3/6)
- Career-highs of 11 rebounds, 4 blocks and 36 minutes in OT win vs. Texas (2/27); added 8 points and 2 steals
- Career-first double-double with 14 points (7-8 FGs) and 10 rebounds, 2 blocks in 31 minutes of win at No. 19 Iowa State (2/19)
- Had crucial offensive rebound and putback to extend Baylor lead to 57-53 with 35 seconds left in win vs. Oklahoma (2/11)
- Posted then-career-highs with 13 points, 9 rebounds and 31 minutes in first Big 12 start vs. K-State (2/9)
- Scored then-career-high 11 points on 5-of-6 shooting, added 7 rebounds and 3 blocks in 17 minutes vs. TCU (2/2)
- Played 20 minutes off bench in win over No. 8 Texas Tech (1/19), posting 6 points and 5 rebounds, including 4 late free throws
- Awarded scholarship prior to 2018-19 season
- Played only 16 minutes during 2015-16 freshman season at Carleton, totaling 4 points, 7 rebounds and 2 blocks
- Developed into 2nd-team All-MIAC and All-MIAC Defensive Team selection as sophomore in 2016-17
- Averaged 10.0 points, 8.3 rebounds and 23.6 blocks in 22.8 minutes per game during sophomore season
- First played organized basketball in eighth grade and missed parts of three high school seasons with injuries
- AP distinction scholar and summa cum laude graduate at East Ridge High School in Woodbury, Minn.

2018-19 GAME-BY-GAME

OPPONENT	DATE	GS	MIN	FG	3FG	FT	OR-DR-TR	PF	A	T	B	S	PTS
Texas Southern	11/6		18	3-4	0-0	1-3	5-2-7	4	0	1	0	0	7
Southern	11/10	*	22	0-1	0-0	0-0	4-2-6	4	0	0	0	0	0
Prairie View A&M	11/12	*	16	0-1	0-0	0-0	0-2-2	2	1	2	2	0	0
Nicholls State	11/16		8	0-1	0-0	0-1	0-0-0	3	0	0	0	0	0
vs. Ole Miss	11/23		5	0-0	0-0	0-0	1-0-1	1	0	2	0	0	0
vs. George Mason	11/24												DNP
South Dakota	11/27												DNP
at Wichita State	12/1												DNP
at Arizona	12/15												DNP
Stephen F. Austin	12/18												DNP
Oregon	12/21												DNP
New Orleans	12/29		4	2-2	0-0	0-0	0-0-0	0	0	0	1	0	4
at TCU	1/5												DNP
Iowa State	1/8												DNP
Kansas	1/12		13	1-4	0-0	0-0	2-1-3	1	0	3	1	2	2
at Oklahoma State	1/14		9	0-0	0-0	4-4	1-1-2	2	0	0	0	1	4
Texas Tech	1/19		20	1-2	0-0	4-4	2-3-5	3	0	1	0	1	6
at West Virginia	1/21		8	1-2	0-0	0-0	3-1-4	4	0	0	0	0	2
Alabama	1/26		16	4-6	0-0	0-0	1-0-1	2	1	1	0	0	8
at Oklahoma	1/28		20	4-6	0-0	0-0	2-5-7	2	0	1	2	0	8
TCU	2/2		17	5-6	0-0	1-2	3-4-7	2	1	1	3	0	11
at Texas	2/6		23	3-3	0-0	1-2	2-2-4	2	1	1	0	1	7
Kansas State	2/9	*	31	6-7	0-0	1-4	6-3-9	4	2	3	2	1	13
Oklahoma	2/11	*	15	1-2	0-0	0-0	2-2-4	3	0	0	3	1	2
at Texas Tech	2/16	*	18	1-4	0-0	0-0	2-4-6	5	0	2	1	0	2
at Iowa State	2/19	*	31	7-8	0-0	0-0	3-7-10	4	0	2	2	0	14
West Virginia	2/23	*	14	0-0	0-0	2-2	0-0-0	5	0	0	1	0	2
Texas	2/27	*	36	4-7	0-0	0-0	4-7-11	2	1	1	4	2	8
at Kansas State	3/2	*	20	3-4	0-0	1-1	3-3-6	3	1	1	0	2	7
Oklahoma State	3/6		27	6-9	0-0	2-6	2-1-3	1	0	0	1	2	14
at Kansas	3/9	*	20	1-4	0-0	0-2	3-1-4	4	0	1	1	2	2
vs. Iowa State	3/14												

GILLESPIE'S CARLETON STATS

YEAR	GP-GS	MIN-AVG	FG-A	PCT	3FG-A	PCT	FT-A	PCT	OFF-DEF-TOT	AVG	PF-D	A	TO	B	S	TP	AVG
2015-16 (FR.)	4-0	16-4.0	1-2	.500	0-0	.000	2-8	.250	0-7-7	1.8	2-0	1	0	2	1	4	1.0
2016-17 (SO.)	27-23	616-22.8	117-220	.532	0-0	.000	35-60	.583	72-152-224	8.3	75-3	22	37	69	15	269	10.0
CAREER	31-23	632-20.4	118-222	.532	0-0	.000	37-68	.544	72-159-231	7.5	77-3	23	37	71	16	273	8.8

GILLESPIE'S BAYLOR STATS

YEAR	GP-GS	MIN-AVG	FG-A	PCT	3FG-A	PCT	FT-A	PCT	OFF-DEF-TOT	AVG	PF-D	A	TO	B	S	TP	AVG
2018-19 (RJR.)	23-10	411-17.9	53-83	.639	0-0	.000	17-31	.548	51-51-102	4.4	63-2	8	23	24	15	123	5.3
BU CAREER	23-10	411-17.9	53-83	.639	0-0	.000	17-31	.548	51-51-102	4.4	63-2	8	23	24	15	123	5.3
NCAA CAREER	54-33	1043-19.3	171-305	.561	0-0	.000	54-99	.545	123-210-333	6.2	140-5	31	60	95	31	396	7.3



4 — MARIO KEGLER

G/F • 6-7 • 230 • RSO. • SO
JACKSON, MISS. (MISSISSIPPI STATE)

KEGLER NOTEBOOK

- Long, athletic wing, sat out 2017-18 season after transferring following freshman year Mississippi State
- Named All-Big 12 honorable mention by league's coaches
- Has scored 10+ points in 13 games at Baylor and has grabbed 5+ rebounds in 20 of 25 games played at BU
- Last 14 Games: averaging 12.6 ppg and 5.9 rpg, shooting 57% on 2-pointers (45-of-79) & 38% on 3-pointers (17-of-45)
- Shooting 39% (16-of-41) from 3-point range over last 13 games after shooting 14% (5-35) from downtown in previous 12 games
- Has led team in scoring in 3 of last 5 games — 23 vs. West Virginia, 24 vs. Texas, 13 at K-State
- Recorded 2nd-straight 20-point game with career-high 24 points in OT win vs. Texas (2/27), hit game-winning FTs with :03 left
- Posted career-first double-double with career-highs of 23 points and 10 boards, added 3 assists in win vs. West Virginia (2/23)
- Had 17 points and 7 rebounds in 27 minutes of Big 12/SEC Challenge win over Alabama (1/26)
- Posted then-career-high 18 points with 7 rebounds in 27 minutes of win at West Virginia (1/21)
- Had career-high 10 rebounds to go with 7 points, 2 assists, 1 block and 1 steal in win over No. 20 Iowa State (1/8/19)
- Scored 13 points, including crucial late-game 3-pointer, in only 22 minutes of win at Arizona (12/15/18)
- Posted 12 points, 6 rebounds and career-high 3 blocks in 31 minutes vs. South Dakota (11/27/18)
- Made BU debut on Nov. 27 vs. South Dakota, going 629 days between last game at MSU and first game at Baylor
- Started 31 games as true freshman at Mississippi State in 2016-17, averaging 9.7 points and 5.5 rebounds in 28.2 minutes
- Started all 18 games in SEC play, averaging 10.8 points, 5.6 rebounds and 1.6 assists in 29.2 minutes per game
- Scored in double-figures in 16 of 32 games at MSU, including career-highs of 17 points and 9 boards at Tennessee (2/4/17)
- Sank multiple 3-pointers in 13 games, including 5-game stretch when he went a combined 13-of-22 from downtown
- Ranked No. 47 recruit nationally in 2016 ESPN100 and No. 52 overall in 247Sports composite rankings

SEASON HIGHS

Points: — 24 vs. Texas (2/27/19)
FG: — 7 vs. Alabama (1/26/19); vs. Texas (2/27/19)
FGA: — 16 at Wichita State (12/11/18)
3FG: — 4 vs. Texas (2/27/19)
3FGA: — 6, four times
FT: — 9 vs. West Virginia (2/23/19)
FTA: — 11 vs. West Virginia (2/23/19)
Rebounds: — 10 vs. Iowa State (1/8/19); vs. West Virginia (2/23/19)
Assists: — 5 at Iowa State (2/19/19)
Turnovers: — 5 at Arizona (12/15/18)
Blocks: — 3 vs. South Dakota (11/27/18); at Oklahoma State (1/14/19)
Steals: — 2 vs. New Orleans (12/29/18); vs. Kansas (1/12/19)
Minutes Played: — 41 vs. Texas (2/27/19)

CAREER HIGHS

Points: — 24 vs. Texas (2/27/19)
FG: — 7, three times
FGA: — 16 at Wichita State (12/11/18)
3FG: — 4, three times
3FGA: — 8 vs. Georgia State (12/4/16)
FT: — 9 vs. West Virginia (2/23/19)
FTA: — 11 vs. West Virginia (2/23/19)
Rebounds: — 10 vs. Iowa State (1/8/19); vs. West Virginia (2/23/19)
Assists: — 5 at Arkansas (1/10/17); at Iowa State (2/19/19)
Turnovers: — 5 at South Carolina (2/28/17); at Arizona (12/15/18)
Blocks: — 3 vs. South Dakota (11/27/18); at Oklahoma State (1/14/19)
Steals: — 2, eight times
Minutes Played: — 41 vs. Texas (2/27/19)

MISCELLANEOUS

	18-19	BU RECORD
Double-Figure Points:	13	8-5
Double-Figure Rebounds:	2	2-0
Double-Doubles:	1	1-0
20+ Points:	2	2-0
5+ Assists:	1	1-0
2+ Blocks:	3	3-0
Led team in Points:	5	3-2
Led team in Rebounds:	3	3-0
Led team in Blocks:	3	1-2
Led team in Assists:	1	1-0

2018-19 GAME-BY-GAME

OPPONENT	DATE	GS	MIN	FG	3FG	FT	OR-DR-TR	PF	A	T	B	S	PTS
Texas Southern	11/6			DNP									
Southern	11/10			DNP									
Prairie View A&M	11/12			DNP									
Nicholls State	11/16			DNP									
vs. Ole Miss	11/23			DNP									
vs. George Mason	11/24			DNP									
South Dakota	11/27	*	31	4-11	1-6	3-8	2-4-6	1	1	1	3	0	12
at Wichita State	12/1	*	34	5-16	0-6	2-2	3-3-6	4	0	2	0	0	12
at Arizona	12/15	*	22	4-9	1-3	4-4	1-5-6	4	0	5	0	0	13
Stephen F. Austin	12/18	*	23	0-6	0-2	0-0	1-4-5	4	1	3	1	1	0
Oregon	12/21	*	28	2-5	0-2	3-5	0-6-6	4	2	4	0	0	7
New Orleans	12/29	*	30	5-9	0-2	0-0	2-6-8	3	1	2	1	2	10
at TCU	1/5	*	29	4-7	0-1	1-2	1-4-5	4	1	3	0	1	9
Iowa State	1/8	*	32	3-10	0-2	1-1	3-7-10	1	2	2	1	1	7
Kansas	1/12	*	31	2-8	1-4	0-1	2-4-6	3	3	2	1	2	5
at Oklahoma State	1/14	*	17	0-4	0-0	1-4	1-2-3	3	0	2	3	0	1
Texas Tech	1/19	*	21	4-8	1-3	0-0	1-4-5	3	0	1	0	0	9
at West Virginia	1/21	*	27	6-9	1-4	5-5	1-6-7	3	1	2	0	1	18
Alabama	1/26	*	27	7-13	1-4	2-3	3-4-7	1	0	0	0	0	17
at Oklahoma	1/28	*	21	4-5	1-1	2-3	0-4-4	2	0	0	0	0	11
TCU	2/2	*	23	3-7	0-2	0-0	0-6-6	2	2	1	0	0	6
at Texas	2/6	*	20	4-9	1-2	1-3	1-2-3	3	1	0	1	0	10
Kansas State	2/9	*	29	3-8	1-3	1-2	2-2-4	1	1	0	0	0	8
Oklahoma	2/11	*	31	4-9	1-2	0-2	3-4-7	4	1	1	0	1	9
at Texas Tech	2/16	*	28	4-9	3-6	4-5	1-3-4	4	0	1	0	0	15
at Iowa State	2/19	*	33	4-9	1-4	0-0	3-3-6	1	5	0	0	0	9
West Virginia	2/23	*	34	6-7	2-3	9-11	2-8-10	3	3	4	0	0	23
Texas	2/27	*	41	7-15	4-6	6-8	3-4-7	2	3	1	2	0	24
at Kansas State	3/2	*	30	6-10	0-3	1-4	0-5-5	5	1	2	1	1	13
Oklahoma State	3/6	*	28	1-8	0-2	0-0	0-6-6	1	1	0	0	0	2
at Kansas	3/9	*	31	3-6	1-3	4-4	1-5-6	3	0	2	0	0	11
vs. Iowa State	3/14												

KEGLER'S MISSISSIPPI STATE STATS

YEAR	GP-GS	MIN-AVG	FG-A	PCT	3FG-A	PCT	FT-A	PCT	OFF-DEF-TOT	AVG	PF-D	A	TO	B	S	TP	AVG
2016-17 (FR.)	32-31	901-28.2	106-252	.421	40-116	.345	58-88	.659	37-138-175	5.5	78-2	37	60	8	22	310	9.7
MSU CAREER	32-31	901-28.2	106-252	.421	40-116	.345	58-88	.659	37-138-175	5.5	78-2	37	60	8	22	310	9.7

KEGLER'S BAYLOR STATS

YEAR	GP-GS	MIN-AVG	FG-A	PCT	3FG-A	PCT	FT-A	PCT	OFF-DEF-TOT	AVG	PF-D	A	TO	B	S	TP	AVG
2018-19 (RSO.)	25-25	701-28.0	95-217	.438	21-76	.276	50-77	.649	37-111-148	5.9	69-1	30	41	14	10	261	10.4
BU CAREER	25-25	701-28.0	95-217	.438	21-76	.276	50-77	.649	37-111-148	5.9	69-1	30	41	14	10	261	10.4
NCAA CAREER	57-56	1602-28.1	201-469	.429	61-192	.318	108-165	.655	74-249-323	5.7	147-3	67	101	22	32	571	10.0



10 – MAKAI MASON

G • 6-1 • 185 • RSR. • TR
GREENFIELD, MASS. (YALE)

MASON NOTEBOOK

- First graduate transfer in program history, joined Bears after graduating from Yale in May 2018 with political science degree
- Committed to Baylor in summer 2017, prior to fourth and final season at Yale
- Named to All-Big 12 2nd Team and All-Newcomer Team by league's coaches
- Started and played 20+ minutes in all 25 games played; scored 10+ points in 20 of 25 games
- Posted 19 points in 37 minutes vs. Oklahoma State (3/6), most points since 40-point game vs. TCU (2/6)
- Had career-best streak of 13 straight games with 10+ points snapped at Texas (2/6) while limited due to toe injury
- Posted 7th 40-point game in program history with 40 points on 14-of-20 FGs, 9-of-12 3FGs in win vs. TCU (2/2)
- Led BU to win at West Virginia (1/21/19) with season-high 29 points in 38 minutes, including 8-of-8 on 2-point field goals
- Scored 25 points, including 7 points in final 2 minutes, to lead Baylor to 73-70 win over No. 20 Iowa State (1/8/19)
- Posted 22 points and career-high 7 rebounds in 35 minutes of win at Arizona (12/15/18)
- Had 18 points in both Emerald Coast Classic games in Florida, vs. Ole Miss (11/23/18) and George Mason (11/24/18)
- Made Baylor debut vs. Nicholls (11/16/18), posted 11 points in 21 minutes while limited due to ankle sprain
- Has scored in double-figures in 55 of 87 career games (20 of 25 at Baylor), including 13 games of 20+ points (4 at BU)
- Played 61 games over first two seasons at Yale, but limited to just 1 game over final two seasons by injuries
- Helped Bulldogs to 45-17 record in 62 career games played, including 24-5 in Ivy League
- Three-time Ivy League Player of the Week and 2016 first-team All-Ivy selection
- Started all 30 games and averaged 16.0 points and 3.8 assists in 32.7 minutes per game as sophomore in 2015-16
- Scored Yale-career-high 31 points and went perfect 11-of-11 at foul line in 2016 NCAA Tournament first round win over Baylor

SEASON HIGHS

Points: – 40 vs. TCU (2/2/19)
FG: – 14 vs. TCU (2/2/19)
FGA: – 20 vs. TCU (2/2/19)
3FG: – 9 vs. TCU (2/2/19)
3FGA: – 12 vs. TCU (2/2/19)
FT: – 8 vs. George Mason (11/24/18)
FTA: – 9 at West Virginia (1/21/19)
Rebounds: – 7 at Arizona (12/15/18)
Assists: – 8 vs. Oklahoma (2/11/19)
Turnovers: – 5 at West Virginia (1/21/19)
Blocks: –
Steals: – 2 vs. New Orleans (12/29/18)
Minutes Played: – 38, three times

CAREER HIGHS

Points: – 40 vs. TCU (2/2/19)
FG: – 14 vs. TCU (2/2/19)
FGA: – 20 vs. TCU (2/2/19)
3FG: – 9 vs. TCU (2/2/19)
3FGA: – 12 vs. TCU (2/2/19)
FT: – 11 vs. Baylor (3/19/16)
FTA: – 11 vs. Baylor (3/19/16); at SMU (11/22/15)
Rebounds: – 7 at Arizona (12/15/18)
Assists: – 8 at Duke (11/25/15); vs. Oklahoma (2/11/19)
Turnovers: – 6 at Princeton (2/19/16); vs. Vermont (12/5/15)
Blocks: – 1, four times
Steals: – 3, three times
Minutes Played: – 40 vs. Duke (3/19/16); vs. Dartmouth (2/27/16)

MISCELLANEOUS

	18-19	BU RECORD
Double-Figure Points:	20	14-6
20+ Points:	4	4-0
5+ Assists:	4	2-2
Led team in Points:	7	6-1
Led team in Rebounds:	–	–
Led team in Assists:	10	6-4

2018-19 GAME-BY-GAME


OPPONENT	DATE	GS	MIN	FG	3FG	FT	OR-DR-TR	PF	A	T	B	S	PTS
Texas Southern	11/6			DNP									
Southern	11/10			DNP									
Prairie View A&M	11/12			DNP									
Nicholls State	11/16	*	21	4-7	3-5	0-0	1-1-2	0	1	2	0	1	11
vs. Ole Miss	11/23	*	35	6-14	1-5	5-5	0-0-0	4	5	1	0	1	18
vs. George Mason	11/24	*	38	5-14	0-4	8-8	0-1-1	3	2	3	0	0	18
South Dakota	11/27	*	30	3-8	2-4	2-5	1-3-4	0	4	3	0	0	10
at Wichita State	12/1	*	30	2-11	1-5	4-4	0-3-3	4	1	3	0	0	9
at Arizona	12/15	*	35	8-15	2-7	4-6	2-5-7	2	1	3	0	0	22
Stephen F. Austin	12/18	*	33	5-10	1-3	0-0	0-3-3	2	4	4	0	1	11
Oregon	12/21	*	34	5-10	2-6	2-2	0-3-3	1	4	0	0	0	14
New Orleans	12/29	*	26	4-8	2-5	3-4	1-4-5	1	5	3	0	2	13
at TCU	1/5	*	33	4-12	2-7	5-6	0-3-3	3	3	3	0	1	15
Iowa State	1/8	*	38	8-15	4-9	5-6	0-3-3	2	3	2	0	0	25
Kansas	1/12	*	32	3-12	2-8	3-4	0-1-1	4	2	3	0	0	11
at Oklahoma State	1/14	*	28	4-10	3-5	2-2	0-2-2	4	2	2	0	0	13
Texas Tech	1/19	*	32	4-10	4-7	4-4	0-0-0	4	2	1	0	0	16
at West Virginia	1/21	*	38	10-16	2-8	7-9	0-4-4	1	4	5	0	1	29
Alabama	1/26	*	31	5-10	1-4	2-2	0-3-3	1	4	4	0	1	13
at Oklahoma	1/28	*	29	5-9	1-3	1-4	0-1-1	1	4	1	0	1	12
TCU	2/2	*	33	14-20	9-12	3-4	0-0-0	4	4	3	0	0	40
at Texas	2/6	*	23	1-7	0-1	3-3	0-0-0	1	2	3	0	0	5
Kansas State	2/9			DNP									
Oklahoma	2/11	*	35	2-14	0-5	2-2	0-1-1	0	8	2	0	0	6
at Texas Tech	2/16			DNP									
at Iowa State	2/19	*	31	4-18	2-10	4-5	2-3-5	0	3	4	0	0	14
West Virginia	2/23	*	33	0-7	0-2	4-4	0-1-1	1	1	3	0	0	4
Texas	2/27	*	29	1-10	1-4	3-3	2-2-4	2	3	1	0	0	6
at Kansas State	3/2	*	31	4-9	2-5	1-2	0-2-2	2	3	4	0	0	11
Oklahoma State	3/6	*	37	6-16	3-6	4-4	0-4-4	2	5	1	0	0	19
at Kansas	3/9			DNP									
vs. Iowa State	3/14												

MASON'S YALE STATS

YEAR	GP-GS	MIN-AVG	FG-A	PCT	3FG-A	PCT	FT-A	PCT	OFF-DEF-TOT	AVG	PF-D	A	TO	B	S	TP	AVG
2014-15 (FR.)	31-0	595-19.2	63-139	.453	17-48	.354	48-66	.727	14-55-69	2.2	52-0	49	33	2	20	191	6.2
2015-16 (SO.)	30-30	980-32.7	161-377	.427	55-154	.357	104-129	.806	15-68-83	2.8	55-0	115	91	2	25	481	16.0
2016-17 (JR.)		-redshirt-															
2017-18 (RJR.)	1-0	21-21.0	2-6	.333	2-3	.667	2-5	.400	0-0-0	0.0	0-0	1	1	0	0	8	8.0
CAREER	62-30	1596-25.7	226-522	.433	74-205	.361	154-200	.770	29-123-152	2.5	107-0	165	125	4	45	680	11.0

MASON'S BAYLOR STATS

YEAR	GP-GS	MIN-AVG	FG-A	PCT	3FG-A	PCT	FT-A	PCT	OFF-DEF-TOT	AVG	PF-D	A	TO	B	S	TP	AVG
2018-19 (RSR.)	25-25	795-31.8	117-292	.401	50-140	.357	81-98	.827	9-53-62	2.5	49-0	80	64	0	10	365	14.6
BU CAREER	25-25	795-31.8	117-292	.401	50-140	.357	81-98	.827	9-53-62	2.5	49-0	80	64	0	10	365	14.6
NCAA CAREER	87-55	2391-27.5	343-814	.421	124-345	.359	235-298	.789	38-176-214	2.5	156-0	245	189	4	55	1045	12.0



24 — MATTHEW MAYER

G/F • 6-9 • 200 • FR. • HS

AUSTIN, TEXAS (WESTLAKE HS)

SEASON/CAREER HIGHS

Points: — 18 vs. Nicholls (11/16/18)
FG: — 7 vs. Nicholls (11/16/18)
FGA: — 12 vs. Nicholls (11/16/18)
3FG: — 3 vs. Nicholls (11/16/18)
3FGA: — 6 vs. Nicholls (11/16/18)
FT: — 5, three times
FTA: — 8 at Texas Tech (2/16/19)
Rebounds: — 7 vs. Ole Miss (11/23/18)
Assists: — 3 vs. Alabama (1/26/19); vs. TCU (2/2/19)
Turnovers: — 5 vs. Ole Miss (11/23/18)
Blocks: — 2 vs. Alabama (1/26/19)
Steals: — 4 at Oklahoma (1/28/19)
Minutes Played: — 30 vs. Ole Miss (11/23/18)

MISCELLANEOUS

	18-19	BU RECORD
Double-Figure Points:	5	2-3
Double-Figure Rebounds:	—	—
Double-Doubles:	—	—
5+ Assists:	—	—
Led team in Points:	1	1-0
Led team in Rebounds:	1	0-1
Led team in Blocks:	2	1-1
Led team in Assists:	—	—
Led team in Bench Points:	10	4-6

MAYER NOTEBOOK

- Freshman wing with length, range and ability to score in bunches
- Played off bench in 30 of 31 games this season, including 21 games with double-digit minutes played
- Last 12 Games: 54 points, 28 rebounds, 13 assists, 9 steals; Prior 5 Games: 7 points, 6 rebounds, 2 assists, 4 steals
- Has scored in double-figures off bench in 5 games this season, including 18 vs. Nicholls State, 17 at TCU and 10 at Texas
- Played solid floor game with 9 points, 5 rebounds, 3 assists, 2 blocks and 1 steal in 22 minutes off bench vs. Alabama (1/26)
- Scored 17 points on just 5-of-9 shooting in 14 minutes off bench at TCU (1/5)
- Posted game-high 18 points in just 18 minutes off bench vs. Nicholls State (11/16)
- Came off bench for 12 points, 2 rebounds and 2 assists in 16 minutes vs. Southern (11/10)
- Had 6 rebounds (5 offensive) in just 11 minutes off bench in collegiate debut vs. Texas Southern (11/6)
- Four-star recruit from Austin's Westlake High School, ranked among top-100 recruits nationally in 2018 class
- Helped Westlake to 36-4 record as senior in 2017-18, playing alongside Xavier's Keonte Kennedy and Texas' Brock Cunningham
- Scored 15 points during a 12-minute scrimmage period at Vanderbilt in October
- Committed to Baylor in June 2017, more than a year prior to enrolling at BU

2018-19 GAME-BY-GAME

OPPONENT	DATE	GS	MIN	FG	3FG	FT	OR-DR-TR	PF	A	T	B	S	PTS
Texas Southern	11/6	11	0-8	0-2	0-1	5-1-6	0	0	2	0	0	0	0
Southern	11/10	16	3-9	1-4	5-6	0-2-2	2	2	0	0	1	12	
Prairie View A&M	11/12	9	2-4	0-0	0-0	0-2-2	2	1	0	1	0	4	
Nicholls State	11/16	18	7-12	3-6	1-2	1-4-5	1	0	0	1	0	18	
vs. Ole Miss	11/23	30	3-7	1-4	5-6	2-5-7	4	1	5	0	0	12	
vs. George Mason	11/24	10	1-4	0-1	0-0	0-1-1	2	0	2	0	0	2	
South Dakota	11/27	15	3-9	2-4	1-2	0-4-4	1	2	0	0	0	9	
at Wichita State	12/1	11	1-3	0-1	2-3	1-0-1	1	0	0	1	0	4	
at Arizona	12/15	14	0-3	0-1	1-2	1-0-1	1	2	0	0	0	1	
Stephen F. Austin	12/18	7	2-5	2-3	0-0	1-0-1	1	0	0	1	1	6	
Oregon	12/21	9	0-1	0-1	0-0	0-0-0	0	0	2	0	0	0	
New Orleans	12/29	12	1-6	1-2	0-0	0-0-0	0	2	0	1	1	3	
at TCU	1/5	14	5-9	2-3	5-7	0-2-2	0	1	0	0	1	17	
Iowa State	1/8	8	0-2	0-2	0-0	0-0-0	0	0	1	0	1	0	
Kansas	1/12	12	3-10	0-2	1-1	2-1-3	3	1	0	0	1	7	
at Oklahoma State	1/14	2	0-1	0-0	0-0	0-0-0	0	0	0	0	1	0	
Texas Tech	1/19	3	0-2	0-2	0-0	0-1-1	1	0	0	0	1	0	
at West Virginia	1/21	13	0-3	0-2	0-2	1-1-2	1	1	0	0	0	0	
Alabama	1/26	22	4-8	0-2	1-1	1-4-5	0	3	1	2	1	9	
at Oklahoma	1/28	21	1-3	1-2	1-2	0-3-3	1	2	2	0	4	4	
TCU	2/2	18	2-7	1-4	0-0	2-3-5	1	3	0	0	0	5	
at Texas	2/6	14	4-7	2-4	0-0	2-1-3	3	1	3	0	1	10	
Kansas State	2/9	16	2-7	1-3	2-2	2-1-3	1	1	2	0	0	7	
Oklahoma	2/11	11	2-6	1-2	0-0	0-1-1	1	0	2	0	0	5	
at Texas Tech	2/16	22	1-6	1-3	4-8	0-1-1	4	0	1	1	1	7	
at Iowa State	2/19	8	0-0	0-0	0-0	1-1-2	0	0	0	0	0	0	
West Virginia	2/23	13	1-4	1-2	0-0	1-2-3	3	0	0	0	0	3	
Texas	2/27	5	0-1	0-1	0-0	0-0-0	0	1	0	0	0	0	
at Kansas State	3/2	1	0-1	0-0	0-0	0-0-0	0	0	0	0	0	0	
Oklahoma State	3/6			DNP									
at Kansas	3/9	15	1-4	0-2	2-2	1-1-2	0	2	1	0	2	4	
vs. Iowa State	3/14												

MAYER'S CAREER STATS

YEAR	GP-GS	MIN-AVG	FG-A	PCT	3FG-A	PCT	FT-A	PCT	OFF-DEF-TOT	AVG	PF-D	A	TO	B	S	TP	AVG
2018-19 (FR.)	30-0	380-12.7	49-152	.322	20-65	.308	31-47	.660	24-42-66	2.2	34-0	26	24	8	17	149	5.0
CAREER	30-0	380-12.7	49-152	.322	20-65	.308	31-47	.660	24-42-66	2.2	34-0	26	24	8	17	149	5.0



3 – KING MCCLURE

G • 6-3 • 215 • SR. • 3L
DALLAS, TEXAS (TRIPLE A ACADEMY)

SEASON HIGHS

Points: – 29 at Oklahoma State (11/14/19)
FG: – 10 vs. Texas Southern (11/6/18)
FGA: – 18 vs. Texas Southern (11/6/18)
3FG: – 7 at Oklahoma State (11/14/19)
3FGA: – 11 vs. GMU (11/24/18); at Oklahoma State (11/14/19)
FT: – 6 vs. George Mason (11/24/18)
FTA: – 7 vs. George Mason (11/24/18)
Rebounds: – 14 vs. George Mason (11/24/18)
Assists: – 7 vs. Southern (11/10/18)
Turnovers: – 5, three times
Blocks: – 2 vs. New Orleans (12/29/18); vs. TCU (2/2/19)
Steals: – 5 vs. Oregon (12/21/18)
Minutes Played: – 38 at Oklahoma State (11/14/19)

CAREER HIGHS

Points: – 29 at Oklahoma State (11/14/19)
FG: – 10 vs. Texas Southern (11/6/18)
FGA: – 18 vs. Texas Southern (11/6/18)
3FG: – 7 at Oklahoma State (11/14/19)
3FGA: – 12 vs. Randall (12/9/17)
FT: – 7 vs. Texas Tech (2/17/18)
FTA: – 8 vs. Texas Tech (2/17/18)
Rebounds: – 14 vs. George Mason (11/24/18)
Assists: – 7 vs. Southern (11/10/18)
Turnovers: – 5, four times
Blocks: – 2 vs. New Orleans (12/29/18); vs. TCU (2/2/19)
Steals: – 5 vs. Savannah State (11/23/15); vs. Oregon (12/21/18)
Minutes Played: – 38 at Oklahoma State (11/14/19)

MISCELLANEOUS

	18-19	CAREER	BU RECORD
Double-Figure Points:	7	33	23-10
Double-Figure Rebounds:	2	2	1-1
Double-Doubles:	1	1	1-0
20+ Points:	4	5	4-1
5+ Assists:	2	5	3-2
Led team in Points:	4	9	6-3
Led team in Rebounds:	6	6	3-3
Led team in Assists:	5	6	3-3
Led team in Blocks:	1	1	0-1
Led team in Bench Points:	1	13	7-6

MCCLURE NOTEBOOK

- Strong, physical senior guard, has played 126 games and made 58 starts during 4-year Baylor career
- Switched from No. 22 to No. 3 prior to senior season to honor teammate Jake Lindsey, who suffered career-ending injury
- Shifted from shooting guard to 3-spot in 3-guard lineup with Tristan Clark out, but missed 5 straight games with knee injury
- Has scored 20+ points in 4 games this season after doing so in 1 of 100 games over first 3 seasons at Baylor
- Returned to rotation in OT win vs. Texas (2/27) after missing 5 straight games with knee injury; played 7 minutes off bench
- Posted career-highs in points (29), minutes (38) and 3FGs (7-of-11), added 9 rebounds and 4 assists in win at OSU (11/14/19)
- Recorded career-first double-double with 27 points, 14 rebounds, 4 assists and 3 steals in 36 minutes vs. George Mason (11/24/18)
- Set school record for rebounds by a guard with 14 vs. GMU and had double-double before halftime (12p/10r)
- Set then-career highs in points (23), field goals made (10) and attempted (18) and minutes (36) in season opener vs. TXSO (11/6/18)
- Told basketball career was over due to heart condition in June 2015; had procedure and was cleared to resume in September 2015
- Scored in double-figures 13 times last season, has 33 career games of 10+ points, including 5 games with 20-plus points
- Posted then-career-highs of 19 points and 32 minutes in Hall of Fame Classic title game win vs. Creighton (11/21/17)
- Sparked comeback vs. Louisville (11/25/16) in Battle 4 Atlantis championship with 15 2nd-half points; played final 15 minutes
- Consensus top-100 recruit in 2015 class, ranked No. 54 nationally by 247Sports.com
- Three-time All-State selection, averaged at least 21 ppg in all four years of high school

2018-19 GAME-BY-GAME

OPPONENT	DATE	GS	MIN	FG	3FG	FT	OR-DR-TR	PF	A	T	B	S	PTS
Texas Southern	11/6	*	36	10-18	3-5	0-1	0-5-5	3	5	2	1	1	23
Southern	11/10	*	25	1-6	0-2	0-0	0-3-3	3	7	4	0	1	2
Prairie View A&M	11/12	*	30	8-11	5-8	0-0	1-7-8	2	2	5	1	1	21
Nicholls State	11/16	*	21	5-8	1-4	0-0	1-2-3	3	3	1	1	1	11
vs. Ole Miss	11/23	*	31	0-4	0-3	0-0	1-1-2	3	1	3	0	2	0
vs. George Mason	11/24	*	36	8-17	5-11	6-7	3-11-14	3	4	2	0	3	27
South Dakota	11/27	*	33	6-11	3-6	0-0	1-5-6	2	0	1	0	0	15
at Wichita State	12/1	*	29	4-12	2-5	0-0	1-5-6	2	1	0	0	1	10
at Arizona	12/15	*	27	0-3	0-1	0-1	0-2-2	1	3	5	0	4	0
Stephen F. Austin	12/18	*	30	2-10	1-7	0-0	0-3-3	3	1	2	0	2	5
Oregon	12/21	*	34	2-8	2-4	2-2	1-3-4	2	1	4	0	5	8
New Orleans	12/29	*	24	3-8	2-5	0-0	2-1-3	2	3	3	2	2	8
at TCU	1/5	*	32	3-8	0-2	1-1	1-3-4	2	2	0	0	0	7
Iowa State	1/8	*	33	2-7	1-4	1-1	3-3-6	4	1	0	0	0	6
Kansas	1/12	*	28	1-8	0-3	2-2	3-7-10	2	2	0	0	2	4
at Oklahoma State	1/14	*	38	9-14	7-11	4-4	2-7-9	1	4	1	0	0	29
Texas Tech	1/19	*	37	3-9	2-5	0-0	1-5-6	2	4	2	0	4	8
at West Virginia	1/21	*	31	4-10	0-3	0-3	2-6-8	4	0	5	0	1	8
Alabama	1/26	*	17	2-6	2-5	1-2	2-0-2	1	0	0	1	1	7
at Oklahoma	1/28	*	24	3-8	2-4	0-0	0-3-3	3	2	0	0	0	8
TCU	2/2	*	22	2-4	1-2	0-0	1-4-5	0	3	1	2	0	5
at Texas	2/6	*	23	2-5	1-2	1-2	1-5-6	3	2	2	0	0	6
Kansas State	2/9						DNP						
Oklahoma	2/11						DNP						
at Texas Tech	2/16						DNP						
at Iowa State	2/19						DNP						
West Virginia	2/23						DNP						
Texas	2/27		7	0-0	0-0	0-2	0-0-0	0	0	1	0	0	0
at Kansas State	3/2		19	3-4	1-2	0-0	0-7-7	3	3	1	0	1	7
Oklahoma State	3/6	*	26	2-7	1-6	0-0	1-5-6	3	1	4	0	0	5
at Kansas	3/9	*	24	1-10	0-7	0-0	2-5-7	4	0	1	1	0	2
vs. Iowa State	3/14												

MCCLURE'S CAREER STATS

YEAR	GP-GS	MIN-AVG	FG-A	PCT	3FG-A	PCT	FT-A	PCT	OFF-DEF-TOT	AVG	PF-D	A	TO	B	S	TP	AVG
2015-16 (FR.)	34-0	444-13.1	52-116	.448	29-77	.377	18-27	.667	8-31-39	1.1	47-0	22	14	4	30	151	4.4
2016-17 (SO.)	32-13	459-14.3	54-122	.443	28-77	.364	24-32	.750	9-31-40	1.3	41-0	26	25	2	14	160	5.0
2017-18 (JR.)	34-21	814-23.9	93-237	.392	42-120	.350	49-64	.766	16-68-84	2.5	79-0	57	53	1	31	277	8.1
2018-19 (SR.)	26-24	717-27.6	86-216	.398	42-117	.359	18-28	.643	30-108-138	5.3	61-0	55	50	9	32	232	8.9
CAREER	126-58	2434-19.3	285-691	.412	141-391	.361	109-151	.722	63-238-301	2.4	228-0	160	142	16	107	820	6.5



15 — OBIM OKEKE

G • 6-0 • 225 • JR. • SO
LAS VEGAS, NEV. (BISHOP GORMAN HS)

SEASON HIGHS

Points: — 3 at Oklahoma (1/28/19)
FG: — 1, three times
FGA: — 3 at Texas Tech (2/16/19)
3FG: — 1 at Oklahoma (1/28/19)
3FGA: — 2 vs. Nicholls State (11/16/18); at Texas Tech (2/16/19)
FT: —
FTA: —
Rebounds: — 1 vs. TCU (2/2/19); vs. Kansas State (2/9/19)
Assists: —
Turnovers: — 1 vs. Southern (11/10/18); at Texas Tech (2/16/19)
Blocks: —
Steals: — 1 vs. Southern (11/10/18); vs. Kansas State (2/9/19)
Minutes Played: — 10 vs. Kansas State (2/9/19)

CAREER HIGHS

Points: — 3 vs. Texas Southern (12/14/17); at Oklahoma (1/28/19)
FG: — 1, four times
FGA: — 3 vs. Texas Southern (12/14/17); at Texas Tech (2/16/19)
3FG: — 1 vs. Texas Southern (12/14/17); at Oklahoma (1/28/19)
3FGA: — 2, four times
FT: —
FTA: —
Rebounds: — 2 vs. Savannah State (12/17/17)
Assists: — 1, three times
Turnovers: — 2 vs. Southern (12/20/17)
Blocks: —
Steals: — 1, three times
Minutes Played: — 10 vs. Kansas State (2/9/19)

MISCELLANEOUS

	18-19	BU RECORD
Double-Figure Points:	—	—
Led team in Points:	—	—
Led team in Rebounds:	—	—
Led team in Assists:	—	—

OKEKE NOTEBOOK

- Junior walk-on guard, played 3 seasons on Baylor football team before switching to MBB after 2017 FB season
- Has come off bench to play 8 games this season, including 2 conference games with 9+ minutes as back-up point guard
- Appeared in 15 games during 2 seasons on basketball team, totaling 10 points, 4 rebounds, 3 assists and 3 steals in 52 minutes
- Played career-high 10 minutes vs. K-State (2/9/19), filling in as back-up point guard with Mason and McClure injured
- Made Baylor MBB debut vs. Sam Houston State on Dec. 4, 2017, just 10 days after finishing football season
- Played in 5 football games during 2 seasons of action with Baylor football as running back and kick returner
- Won 5 state titles at Bishop Gorman HS in Las Vegas, 3 in basketball and 2 in football

2018-19 GAME-BY-GAME

OPPONENT	DATE	GS	MIN	FG	3FG	FT	OR-DR-TR	PF	A	T	B	S	PTS
Texas Southern	11/6	2	0-0	0-0	0-0	0-0-0	2	0	0	0	0	0	0
Southern	11/10	2	0-1	0-1	0-0	0-0-0	0	0	1	0	1	0	0
Prairie View A&M	11/12		DNP										
Nicholls State	11/16	4	0-2	0-2	0-0	0-0-0	1	0	0	0	0	0	0
vs. Ole Miss	11/23		DNP										
vs. George Mason	11/24		DNP										
South Dakota	11/27		DNP										
at Wichita State	12/1		DNP										
at Arizona	12/15		DNP										
Stephen F. Austin	12/18		DNP										
Oregon	12/21		DNP										
New Orleans	12/29	1	0-1	0-1	0-0	0-0-0	0	0	0	0	0	0	0
at TCU	1/5		DNP										
Iowa State	1/8		DNP										
Kansas	1/12		DNP										
at Oklahoma State	1/14		DNP										
Texas Tech	1/19		DNP										
at West Virginia	1/21		DNP										
Alabama	1/26		DNP										
at Oklahoma	1/28	1	1-1	1-1	0-0	0-0-0	1	0	0	0	0	0	3
TCU	2/2	2	1-1	0-0	0-0	1-0-1	0	0	0	0	0	0	2
at Texas	2/6		DNP										
Kansas State	2/9	10	0-1	0-1	0-0	0-1-1	2	0	0	0	1	0	0
Oklahoma	2/11		DNP										
at Texas Tech	2/16	9	1-3	0-2	0-0	0-0-0	1	0	1	0	0	0	2
at Iowa State	2/19		DNP										
West Virginia	2/23		DNP										
Texas	2/27		DNP										
at Kansas State	3/2		DNP										
Oklahoma State	3/6		DNP										
at Kansas	3/9		DNP										
vs. Iowa State	3/14		DNP										

OKEKE'S CAREER STATS																	
YEAR	GP-GS	MIN-AVG	FG-A	PCT	3FG-A	PCT	FT-A	PCT	OFF-DEF-TOT	AVG	PF-D	A	TO	B	S	TP	AVG
2017-18 (SO.)	7-0	21-3.0	1-8	.125	1-7	.143	0-0	.000	1-1-2	0.3	1-0	3	3	0	1	3	0.4
2018-19 (JR.)	8-0	31-3.9	3-10	.300	1-8	.125	0-0	.000	1-1-2	0.3	7-0	0	2	0	2	7	0.9
CAREER	15-0	52-3.5	4-18	.222	2-15	.133	0-0	.000	2-2-4	0.3	8-0	3	5	0	3	10	0.7



0 — FLO THAMBA

F • 6-10 • 245 • FR. • HS
KINSHASA, CONGO (MOUNTAIN MISSION SCHOOL)

SEASON/CAREER HIGHS

Points: — 6 vs. Southern (11/10/18); vs. Kansas (1/12/19)
FG: — 3 vs. Southern (11/10/18); vs. Kansas (1/12/19)
FGA: — 5 vs. Kansas (1/12/19)
3FG: —
3FGA: —
FT: — 3 vs. Nicholls (11/16/18); at Texas Tech (2/16/19)
FTA: — 4, four times
Rebounds: — 6, three times
Assists: — 3 vs. TCU (2/2/19)
Turnovers: — 2, six times
Blocks: — 2, six times
Steals: — 1, six times
Minutes Played: — 21 at OSU (1/14/19); vs. Oklahoma (2/11/19)

MISCELLANEOUS

	18-19	BU RECORD
Double-Figure Points:	—	—
Double-Figure Rebounds:	—	—
Double-Doubles:	—	—
2+ Blocks:	6	5-1
Led team in Points:	—	—
Led team in Rebounds:	—	—
Led team in Blocks:	4	3-1
Led team in Assists:	—	—

THAMBA NOTEBOOK


- Freshman big man with 7-foot-5 wingspan, originally from Kinshasa, Democratic Republic of the Congo
- Averaging 12.4 minutes in 17 games since Tristan Clark’s injury — saw 15+ minutes just once in 14 games prior to injury
- Has played off bench in all but 1 game this season, including 15 games with double-digit minutes and 8 games with 15+ mins.
- Had season-highs with 6 rebounds, 3 assists and 2 blocks in 14 minutes of win vs. TCU (2/2)
- Chipped in 5 points, career-high 6 rebounds and career-high 2 assists in 16 minutes of win at West Virginia (1/21)
- Played career-high 21 minutes off bench in win at Oklahoma State (1/14), team was +13 when he was on floor
- Had career-highs of 6 points and 6 rebounds in just 13 minutes off bench on Saturday vs. Kansas
- Posted 6 points, 5 rebounds and 1 block in 13 minutes off bench vs. Southern (11/10)
- Had 4 points, 3 rebounds and 1 block in 9 minutes off bench in collegiate debut vs. Texas Southern (11/6)
- Grew up in South Africa, emigrated to United States in 2014
- Late addition to 2018 signing class, ranked No. 243 overall and No. 34 center by 247Sports
- Averaged 14.0 points, 10.0 rebounds and 1.5 blocks per game as senior at Mountain Mission School in Grundy, Va.

2018-19 GAME-BY-GAME

OPPONENT	DATE	GS	MIN	FG	3FG	FT	OR-DR-TR	PF	A	T	B	S	PTS
Texas Southern	11/6	9	2-3	0-0	0-1	2-1-3	0	0	1	1	0	0	4
Southern	11/10	13	3-3	0-0	0-0	2-3-5	1	0	1	1	0	0	6
Prairie View A&M	11/12	4	1-1	0-0	0-0	0-0-0	2	0	0	0	0	0	2
Nicholls State	11/16	14	1-2	0-0	3-4	0-3-3	3	1	1	0	0	0	5
vs. Ole Miss	11/23		DNP										
vs. George Mason	11/24	19	0-0	0-0	2-4	1-0-1	3	1	0	1	0	0	2
South Dakota	11/27	4	0-2	0-0	0-0	2-0-2	1	0	0	0	0	0	0
at Wichita State	12/1	5	0-0	0-0	0-0	0-0-0	2	0	0	0	0	0	0
at Arizona	12/15	14	1-2	0-0	0-0	3-1-4	1	0	1	1	0	0	2
Stephen F. Austin	12/18	4	0-1	0-0	0-0	0-2-2	1	0	0	1	0	0	0
Oregon	12/21	2	0-0	0-0	0-0	0-0-0	0	0	0	0	0	0	0
New Orleans	12/29	11	0-0	0-0	2-2	2-1-3	4	0	2	2	1	0	2
at TCU	1/5	1	0-0	0-0	0-0	0-0-0	1	0	1	0	0	0	0
Iowa State	1/8	6	0-1	0-0	0-0	0-1-1	1	0	0	2	0	0	0
Kansas	1/12	13	3-5	0-0	0-0	3-3-6	1	0	1	1	1	0	6
at Oklahoma State	1/14	21	1-1	0-0	0-0	0-0-0	2	1	2	1	0	0	2
Texas Tech	1/19	16	0-0	0-0	1-2	0-2-2	2	0	2	0	1	0	1
at West Virginia	1/21	16	2-2	0-0	1-4	3-3-6	3	2	1	0	0	0	5
Alabama	1/26	17	0-2	0-0	0-0	1-4-5	1	0	0	2	0	0	0
at Oklahoma	1/28	11	2-2	0-0	0-0	0-1-1	4	0	1	1	0	0	4
TCU	2/2	14	1-1	0-0	0-0	3-3-6	2	3	0	2	0	0	2
at Texas	2/6	12	2-2	0-0	0-1	1-1-2	3	0	1	0	0	0	4
Kansas State	2/9	9	0-0	0-0	0-0	0-0-0	1	0	1	2	0	0	0
Oklahoma	2/11	21	0-0	0-0	0-0	1-3-4	2	2	0	2	0	0	0
at Texas Tech	2/16	17	1-3	0-0	3-4	2-3-5	4	0	2	0	0	0	5
at Iowa State	2/19	9	1-3	0-0	1-2	2-2-4	0	0	0	0	1	0	3
West Virginia	2/23	9	0-0	0-0	1-2	0-2-2	4	0	0	0	0	0	1
Texas	2/27	2	0-0	0-0	0-0	0-0-0	0	0	0	0	0	1	0
at Kansas State	3/2	5	0-1	0-0	1-2	1-1-2	2	0	2	0	0	0	1
Oklahoma State	3/6	2	0-0	0-0	0-0	0-0-0	0	0	0	0	0	0	0
at Kansas	3/9	16	0-2	0-0	1-2	1-1-2	5	0	2	0	1	0	1
vs. Iowa State	3/14												

THAMBA’S CAREER STATS

YEAR	GP-GS	MIN-AVG	FG-A	PCT	3FG-A	PCT	FT-A	PCT	OFF-DEF-TOT	AVG	PF-D	A	TO	B	S	TP	AVG
2018-19 (FR.)	30-0	316-10.5	21-39	.538	0-0	.000	16-30	.533	30-41-71	2.4	54-1	10	22	20	6	58	1.9
CAREER	30-0	316-10.5	21-39	.538	0-0	.000	16-30	.533	30-41-71	2.4	54-1	10	22	20	6	58	1.9



11 — MARK VITAL

G/F • 6-5 • 230 • RSO. • 1L

LAKE CHARLES, LA. (ADVANCED PREP INT'L (TEXAS))

VITAL NOTEBOOK

- High-flying redshirt sophomore guard/forward from Lake Charles, La., sat out 2016-17 season before debuting in 2017-18
- Named All-Big 12 honorable mention to selected to Big 12 All-Defensive Team by league's coaches
- Started all 31 games this season (9 at 5-spot, 20 at 4-spot, 2 at 3-spot); has started 49 of team's last 53 games
- Shooting 66% (33-of-50) at free throw line over last 14 games; shot 40% (26-of-65) at foul line over season's first 17 games
- Went perfect 7-for-7 at foul line and posted 13 points, 8 rebounds and 3 assists in 84-83 OT win vs. Texas (2/27/17)
- Posted 2nd career double-double with career-high 15 points, 14 rebounds, 2 assists and 2 blocks in win vs. West Virginia (2/23/19)
- Scored then-career-high 14 points on 6-of-8 shooting in 29 minutes at Texas (2/6/19)
- Led team with 13 rebounds, 5 assists and 2 steals in 32 minutes of win at Oklahoma State (1/14/19)
- Had career-high 17 rebounds (9 offensive) in win at Arizona (12/15/18), out-rebounding all 9 Arizona players combined (14 rebounds)
- Career-first double-double with 11 points, 11 rebounds and 5 assists in 29 minutes vs. Nicholls State (11/16/18)
- Has scored in double-figures 17 times during BU career, has 9 games with double-digit rebounds and 2 double-doubles
- Played in 33 games during redshirt freshman season, came off bench in first 11 games, then started 18 of final 22
- Nicknamed "Baby Rico" after former Baylor All-American power forward and fellow Louisianan Rico Gathers
- Ranked No. 1 in Louisiana and No. 55 nationally in 2016 recruiting class by 247Sports.com
- Featured by Yahoo! as "Middle School Basketball's Most Impressive Dunker" in 2012
- Known for highlight-reel dunks, including jumping over four players in a slam dunk contest
- Committed to Baylor in September 2013, more than two years before signing day

2018-19 GAME-BY-GAME

OPPONENT	DATE	GS	MIN	FG	3FG	FT	OR-DR-TR	PF	A	T	B	S	PTS
Texas Southern	11/6	*	28	4-8	1-3	1-2	5-4-9	4	3	5	0	2	10
Southern	11/10	*	27	1-8	1-2	0-2	2-4-6	3	2	2	2	0	3
Prairie View A&M	11/12	*	30	0-3	0-1	4-10	0-3-3	2	4	3	1	1	4
Nicholls State	11/16	*	29	2-6	1-2	6-10	6-5-11	1	5	2	0	0	11
vs. Ole Miss	11/23	*	11	0-1	0-0	0-0	1-1-2	5	1	2	0	0	0
vs. George Mason	11/24	*	16	1-2	0-0	0-0	2-4-6	4	0	2	2	0	2
South Dakota	11/27	*	37	3-6	0-1	1-2	3-6-9	3	2	3	2	2	7
at Wichita State	12/1	*	33	3-4	0-0	3-4	3-5-8	3	2	3	2	1	9
at Arizona	12/15	*	36	2-6	0-2	1-7	9-8-17	3	2	2	1	1	5
Stephen F. Austin	12/18	*	36	3-5	0-1	1-5	7-5-12	2	1	6	0	5	7
Oregon	12/21	*	29	4-4	0-0	3-6	4-4-8	3	1	0	0	0	11
New Orleans	12/29	*	18	0-1	0-0	0-4	1-3-4	2	1	0	0	3	0
at TCU	1/5	*	33	4-5	0-0	3-5	3-1-4	4	4	1	0	2	11
Iowa State	1/8	*	16	1-3	0-1	2-2	2-0-2	2	0	1	0	1	4
Kansas	1/12	*	26	5-13	0-2	0-4	8-1-9	3	1	0	0	0	10
at Oklahoma State	1/14	*	32	2-8	0-0	1-1	6-7-13	1	5	2	1	2	5
Texas Tech	1/19	*	23	3-5	0-0	0-1	5-3-8	0	5	5	0	0	6
at West Virginia	1/21	*	15	0-1	0-0	2-2	2-2-4	4	3	1	0	2	2
Alabama	1/26	*	27	3-9	0-0	0-0	4-0-4	2	0	1	0	0	6
at Oklahoma	1/28	*	25	3-8	1-3	1-2	3-8-11	1	1	1	2	0	8
TCU	2/2	*	23	2-3	0-0	1-2	3-1-4	3	0	0	3	0	5
at Texas	2/6	*	29	6-8	0-0	2-3	0-3-3	3	0	0	0	1	14
Kansas State	2/9	*	35	3-5	0-1	1-1	2-3-5	5	4	2	3	0	7
Oklahoma	2/11	*	31	2-5	0-0	3-4	3-4-7	1	1	1	0	3	7
at Texas Tech	2/16	*	31	1-2	0-0	2-4	2-1-3	3	1	1	1	1	4
at Iowa State	2/19	*	22	3-8	0-0	0-0	5-0-5	4	2	0	1	0	6
West Virginia	2/23	*	33	5-10	0-0	5-9	5-9-14	1	2	1	2	0	15
Texas	2/27	*	41	3-9	0-0	7-7	5-3-8	2	3	1	1	0	13
at Kansas State	3/2	*	32	1-5	0-1	5-7	1-4-5	5	2	4	0	3	7
Oklahoma State	3/6	*	28	2-6	0-1	3-5	2-8-10	4	4	2	2	1	7
at Kansas	3/9	*	31	4-8	0-1	1-4	5-4-9	3	1	2	1	2	9
vs. Iowa State	3/14												

SEASON HIGHS

Points: — 15 vs. West Virginia (2/23/19)
FG: — 6 at Texas (2/6/19)
FGA: — 13 vs. Kansas (1/12/19)
3FG: — 1, four times
3FGA: — 3 vs. Texas Southern (11/6/18); at Oklahoma (1/28/19)
FT: — 7 vs. Texas (2/27/19)
FTA: — 10 vs. Prairie View A&M (11/12/18); vs. Nicholls (11/16/18)
Rebounds: — 17 at Arizona (12/15/18)
Assists: — 5, three times
Turnovers: — 6 vs. SFA (12/18/18)
Blocks: — 3 vs. TCU (2/2/19); vs. Kansas State (2/9/19)
Steals: — 5 vs. SFA (12/18/18)
Minutes Played: — 41 vs. Texas (2/27/19)

CAREER HIGHS

Points: — 15 vs. West Virginia (2/23/19)
FG: — 6 at Texas (2/6/19)
FGA: — 13 vs. Kansas (1/12/19)
3FG: — 1, five times
3FGA: — 3 vs. Texas Southern (11/6/18); at Oklahoma (1/28/19)
FT: — 7 vs. Texas (2/27/19)
FTA: — 10 vs. Prairie View A&M (11/12/18); vs. Nicholls (11/16/18)
Rebounds: — 17 at Arizona (12/15/18)
Assists: — 8 vs. Oklahoma State (1/15/18)
Turnovers: — 7 vs. Kansas (2/10/18)
Blocks: — 3, three times
Steals: — 5 vs. SFA (12/18/18)
Minutes Played: — 41 vs. Texas (2/27/19)

MISCELLANEOUS

	18-19	CAREER	BU RECORD
Double-Figure Points:	8	17	9-8
Double-Figure Rebounds:	7	9	7-2
Double-Doubles:	2	2	2-0
5+ Assists:	3	7	6-1
2+ Blocks	9	13	9-4
Led team in Points:	1	2	0-2
Led team in Rebounds:	15	23	16-7
Led team in Assists:	7	13	7-6
Led team in Blocks:	10	14	8-6
Led team in Bench Points:	—	6	5-1

VITAL'S CAREER STATS

YEAR	GP-GS	MIN-AVG	FG-A	PCT	3FG-A	PCT	FT-A	PCT	OFF-DEF-TOT	AVG	PF-D	A	TO	B	S	TP	AVG
2016-17 (FR.)		-redshirt-															
2017-18 (RFR.)	33-18	786-23.8	87-181	.481	1-10	.100	47-93	.505	75-109-184	5.6	73-0	71	68	21	26	222	6.7
2018-19 (RSO.)	31-31	863-27.8	76-175	.434	4-22	.182	59-115	.513	109-114-223	7.2	86-3	63	56	27	33	215	6.9
CAREER	64-49	1649-25.8	163-356	.458	5-32	.156	106-208	.510	184-223-407	6.4	159-3	134	124	48	59	437	6.8

2018-19 SEASON STATISTICS



2018-19 BAYLOR BASKETBALL
 Baylor Combined Team Statistics (as of Mar 09, 2019)
 All games



BIG 12 CONFERENCE

RECORD:	OVERALL	HOME	AWAY	NEUTRAL
ALL GAMES	19-12	13-5	5-6	1-1
CONFERENCE	10-8	6-3	4-5	0-0
NON-CONFERENCE	9-4	7-2	1-1	1-1

#	Player	gp-gs	min	avg	Total		3-Point		F-Throw		Rebounds				pf	dq	a	to	blk	stl	pts	avg
					fg-fga	fg%	3fg-fga	3fg%	ft-fa	ft%	off	def	tot	avg								
25	Clark, Tristan	14-14	417	29.8	84-114	.737	1-4	.250	36-54	.667	31	57	88	6.3	41	2	23	23	34	15	205	14.6
10	Mason, Makai	25-25	795	31.8	117-292	.401	50-140	.357	81-98	.827	9	53	62	2.5	49	0	80	64	0	10	365	14.6
04	Kegler, Mario	25-25	701	28.0	95-217	.438	21-76	.276	50-77	.649	37	111	148	5.9	69	1	30	41	14	10	261	10.4
12	Butler, Jared	31-18	820	26.5	106-263	.403	55-150	.367	52-64	.813	20	75	95	3.1	71	2	86	62	3	30	319	10.3
03	McClure, King	26-24	717	27.6	86-216	.398	42-117	.359	18-28	.643	30	108	138	5.3	61	0	55	50	9	32	232	8.9
02	Bandoo, Devonte	31-7	663	21.4	90-202	.446	48-121	.397	37-41	.902	16	55	71	2.3	36	0	45	35	2	16	265	8.5
11	Vital, Mark	31-31	863	27.8	76-175	.434	4-22	.182	59-115	.513	109	114	223	7.2	86	3	63	56	27	33	215	6.9
98	Gillespie, Freddie	23-10	411	17.9	53-83	.639	0-0	.000	17-31	.548	51	51	102	4.4	63	2	8	23	24	15	123	5.3
24	Mayer, Matthew	30-0	380	12.7	49-152	.322	20-65	.308	31-47	.660	24	42	66	2.2	34	0	26	24	8	17	149	5.0
01	Allen, Darius	13-1	111	8.5	11-33	.333	3-20	.150	3-9	.333	4	9	13	1.0	13	0	5	5	6	7	28	2.2
00	Thamba, Flo	30-0	316	10.5	21-39	.538	0-0	.000	16-30	.533	30	41	71	2.4	54	1	10	22	20	6	58	1.9
15	Okeke, Obim	8-0	31	3.9	3-10	.300	1-8	.125	0-0	.000	1	1	2	0.3	7	0	0	2	0	2	7	0.9
Team											53	49	102		2		3					
Total.....		31	6225		791-1796	.440	245-723	.339	400-594	.673	415	766	1181	38.1	586	11	431	410	147	193	2227	71.8
Opponents.....		31	6225		713-1703	.419	214-640	.334	427-629	.679	310	673	983	31.7	563	15	396	389	130	183	2067	66.7

TEAM STATISTICS	BU	OPP	Date	Opponent	Score	Att.		
SCORING	2227	2067	11/06/18	TEXAS SOUTHERN	L 69-72	4327		
Points per game	71.8	66.7	11/10/18	SOUTHERN	w 80-53	4344		
Scoring margin	+5.2	-	11/12/18	PRAIRIE VIEW A&M	w 91-80	4019		
FIELD GOALS-ATT	791-1796	713-1703	11/16/18	NICHOLLS STATE	w 81-54	8721		
Field goal pct	.440	.419	11/23/18	vs Ole Miss	L 70-78	1250		
3 POINT FG-ATT	245-723	214-640	11/24/18	vs George Mason	w 72-61	1250		
3-point FG pct	.339	.334	11/27/18	SOUTH DAKOTA	w 63-57	4083		
3-pt FG made per game	7.9	6.9	12/01/18	at Wichita St.	L 63-71	10506		
FREE THROWS-ATT	400-594	427-629	12/15/18	at Arizona	w 58-49	13058		
Free throw pct	.673	.679	12/18/18	STEPHEN F. AUSTIN	L 58-59	4336		
F-Throws made per game	12.9	13.8	12/21/18	OREGON	w 57-47	7411		
REBOUNDS	1181	983	12/29/18	NEW ORLEANS	w 84-44	6123		
Rebounds per game	38.1	31.7	* 01/05/19	at TCU	L 81-85	6396		
Rebounding margin	+6.4	-	* 01/08/19	IOWA STATE	w 73-70	5930		
ASSISTS	431	396	* 01/12/19	KANSAS	L 68-73	9091		
Assists per game	13.9	12.8	* 01/14/19	at Oklahoma St.	w 73-69	8194		
TURNOVERS	410	389	* 01/19/19	TEXAS TECH	w 73-62	9018		
Turnovers per game	13.2	12.5	* 01/21/19	at West Virginia	w 85-73	9936		
Turnover margin	-0.7	-	01/26/19	ALABAMA	w 73-68	7094		
Assist/turnover ratio	1.1	1.0	* 01/28/19	at Oklahoma	w 77-47	10193		
STEALS	193	183	* 02/02/19	TCU	w 90-64	7337		
Steals per game	6.2	5.9	* 02/06/19	at Texas	L 72-84	9831		
BLOCKS	147	130	* 02/09/19	KANSAS STATE	L 63-70	8466		
Blocks per game	4.7	4.2	* 02/11/19	OKLAHOMA	w 59-53	4517		
ATTENDANCE	111916	125451	* 02/16/19	at Texas Tech	L 61-86	14598		
Home games-Avg/Game	18-6218	11-11177	* 02/19/19	at Iowa State	w 73-69	14084		
Neutral site-Avg/Game	-	2-1250	* 02/23/19	WEST VIRGINIA	w 82-75	6262		
			* 02/27/19	TEXAS	Wot 84-83	5796		
Score by Periods	1st	2nd	OT	Totals				
Baylor	1026	1188	13	2227				
Opponents	981	1074	12	2067				
					* 03/02/19	at Kansas State	L 60-66	9855
					* 03/06/19	OKLAHOMA ST.	L 64-67	5041
					* 03/09/19	at Kansas	L 70-78	16300

* = Conference game

2018-19 BIG 12 STATISTICS



2018-19 BAYLOR BASKETBALL
Baylor Combined Team Statistics (as of Mar 09, 2019)
Conference games only



BIG 12 CONFERENCE

RECORD:	OVERALL	HOME	AWAY	NEUTRAL
ALL GAMES	10-8	6-3	4-5	0-0
CONFERENCE	10-8	6-3	4-5	0-0
NON-CONFERENCE	0-0	0-0	0-0	0-0

#	Player	gp-gs	min	avg	Total			3-Point		F-Throw		Rebounds				pf	dq	a	to	blk	stl	pts	avg
					fg-fga	fg%	3fg-fga	3fg%	ft-fa	ft%	off	def	tot	avg									
25	Clark, Tristan	2-2	69	34.5	13-23	.565	0-1	.000	8-12	.667	2	8	10	5.0	5	0	7	3	1	3	34	17.0	
10	Mason, Makai	15-15	482	32.1	70-185	.378	35-92	.380	51-62	.823	4	27	31	2.1	31	0	49	38	0	3	226	15.1	
12	Butler, Jared	18-16	542	30.1	77-181	.425	43-102	.422	28-35	.800	18	50	68	3.8	48	2	61	49	0	18	225	12.5	
04	Kegler, Mario	18-18	506	28.1	68-148	.459	18-51	.353	36-55	.655	25	79	104	5.8	48	1	25	24	9	7	190	10.6	
02	Bandoo, Devonte	18-2	419	23.3	59-130	.454	37-84	.440	24-27	.889	12	35	47	2.6	27	0	26	25	2	9	179	9.9	
11	Vital, Mark	18-18	506	28.1	50-112	.446	1-10	.100	39-63	.619	62	62	124	6.9	49	2	39	25	17	18	140	7.8	
03	McClure, King	13-11	344	26.5	35-94	.372	16-51	.314	9-15	.600	17	60	77	5.9	31	0	24	18	3	8	95	7.3	
98	Gillespie, Freddie	16-8	322	20.1	44-68	.647	0-0	.000	16-27	.593	40	45	85	5.3	47	2	6	17	21	15	104	6.5	
24	Mayer, Matthew	17-0	196	11.5	22-73	.301	10-34	.294	15-24	.625	12	19	31	1.8	19	0	13	12	1	13	69	4.1	
00	Thamba, Flo	18-0	200	11.1	13-23	.565	0-0	.000	9-19	.474	17	26	43	2.4	35	1	8	16	11	5	35	1.9	
15	Okeke, Obim	4-0	22	5.5	3-6	.500	1-4	.250	0-0	.000	1	1	2	0.5	4	0	0	1	0	1	7	1.8	
01	Allen, Darius	6-0	17	2.8	2-6	.333	0-3	.000	0-0	.000	0	1	1	0.2	5	0	1	0	0	2	4	0.7	
Team											33	27	60		2		1						
Total.....		18	3625		456-1049	.435	161-432	.373	235-339	.693	243	440	683	37.9	351	8	259	229	65	102	1308	72.7	
Opponents.....		18	3625		433-989	.438	129-368	.351	279-408	.684	177	389	566	31.4	316	8	247	193	83	106	1274	70.8	

TEAM STATISTICS	BU	OPP	Date	Opponent	Score	Att.
SCORING	1308	1274	* 01/05/19	at TCU	L 81-85	6396
Points per game	72.7	70.8	* 01/08/19	IOWA STATE	w 73-70	5930
Scoring margin	+1.9	-	* 01/12/19	KANSAS	L 68-73	9091
FIELD GOALS-ATT	456-1049	433-989	* 01/14/19	at Oklahoma St.	w 73-69	8194
Field goal pct	.435	.438	* 01/19/19	TEXAS TECH	w 73-62	9018
3 POINT FG-ATT	161-432	129-368	* 01/21/19	at West Virginia	w 85-73	9936
3-point FG pct	.373	.351	* 01/28/19	at Oklahoma	w 77-47	10193
3-pt FG made per game	8.9	7.2	* 02/02/19	TCU	w 90-64	7337
FREE THROWS-ATT	235-339	279-408	* 02/06/19	at Texas	L 72-84	9831
Free throw pct	.693	.684	* 02/09/19	KANSAS STATE	L 63-70	8466
F-Throws made per game	13.1	15.5	* 02/11/19	OKLAHOMA	w 59-53	4517
REBOUNDS	683	566	* 02/16/19	at Texas Tech	L 61-86	14598
Rebounds per game	37.9	31.4	* 02/19/19	at Iowa State	w 73-69	14084
Rebounding margin	+6.5	-	* 02/23/19	WEST VIRGINIA	w 82-75	6262
ASSISTS	259	247	* 02/27/19	TEXAS	Wot 84-83	5796
Assists per game	14.4	13.7	* 03/02/19	at Kansas State	L 60-66	9855
TURNOVERS	229	193	* 03/06/19	OKLAHOMA ST.	L 64-67	5041
Turnovers per game	12.7	10.7	* 03/09/19	at Kansas	L 70-78	16300
Turnover margin	-2.0	-				
Assist/turnover ratio	1.1	1.3				
STEALS	102	106				
Steals per game	5.7	5.9				
BLOCKS	65	83				
Blocks per game	3.6	4.6				
ATTENDANCE	61458	99387				
Home games-Avg/Game	9-6829	9-11043				
Neutral site-Avg/Game	-	0-0				

* = Conference game

Score by Periods	1st	2nd	OT	Totals
Baylor	608	687	13	1308
Opponents	612	650	12	1274

GAME 5 - OLE MISS 78, BAYLOR 70

GAME 6 - BAYLOR 72, GEORGE MASON 61



Official Basketball Box Score -- Game Totals -- Final Statistics
Baylor vs Ole Miss
11/23/18 8:30 PM at The Arena (Niceville, Fla.)



Baylor 70 • 3-2

Table with 13 columns: #, Player, FG-FGA, 3-PT, FT-FTA, Rebounds, PF, TP, A, TO, Blk, Stl, Min. Rows include Bando Devonte, McClure, King, Mason, Makai, Vital, Mark, Clark, Tristan, Allen, Darius, Butler, Jared, Mayer, Matthew, Gillespie, Freddie.

Summary statistics table for Baylor 70 including FG % 1st Half, 3FG % 1st Half, FT % 1st Half, 2nd half, and Game totals.

Ole Miss 78 • 3-1

Table with 13 columns: #, Player, FG-FGA, 3-PT, FT-FTA, Rebounds, PF, TP, A, TO, Blk, Stl, Min. Rows include Hinson, B., Shuler, D., Davis, T., Stevens, B., Tyree, B., Naylor, Z., Olejniczak, D., Buffen, K., Davis, D., Rodriguez, L.

Summary statistics table for Ole Miss 78 including FG % 1st Half, 3FG % 1st Half, FT % 1st Half, 2nd half, and Game totals.

Officials: Mike Eades, Doug Shows, Pat Adams
Technical fouls: Baylor-None, Ole Miss-None.
Attendance: 1250

Score by periods table with columns: 1st, 2nd, Total. Rows for Baylor and Ole Miss.

Points, In Paint, Off T/O, 2nd Chance, Fast Break, Bench statistics for Baylor and Ole Miss.

Last FG - BU 2nd-00:45, MISS 2nd-02:45.
Largest lead - BU by 2 1st-19:11, MISS by 13 1st-13:16.
BU led for 00:32, MISS led for 36:09. Game was tied for 03:19.

Score tied - 5 times.
Lead changed - 3 times.



Official Basketball Box Score -- Game Totals -- Final Statistics
George Mason vs Baylor
11/24/18 3:00 PM at The Arena (Niceville, Fla.)



George Mason 61 • 2-5

Table with 13 columns: #, Player, FG-FGA, 3-PT, FT-FTA, Rebounds, PF, TP, A, TO, Blk, Stl, Min. Rows include Kier, J., Livingston, O., Grayer, J., Greene, J., Reuter, J., Mar, G., Hartwell, J., Wilson, A., Douglas-Stanley, J., Boyd, L., Calixte, G.

Summary statistics table for George Mason 61 including FG % 1st Half, 3FG % 1st Half, FT % 1st Half, 2nd half, and Game totals.

Baylor 72 • 4-2

Table with 13 columns: #, Player, FG-FGA, 3-PT, FT-FTA, Rebounds, PF, TP, A, TO, Blk, Stl, Min. Rows include Bando, Devonte, McClure, King, Mason, Makai, Vital, Mark, Clark, Tristan, Thamba, Flo, Allen, Darius, Butler, Jared, Mayer, Matthew.

Summary statistics table for Baylor 72 including FG % 1st Half, 3FG % 1st Half, FT % 1st Half, 2nd half, and Game totals.

Officials: Doug Shows, Jeff Anderson, John Gaffney
Technical fouls: George Mason-None, Baylor-None.
Attendance: 1250

Score by periods table with columns: 1st, 2nd, Total. Rows for George Mason and Baylor.

Points, In Paint, Off T/O, 2nd Chance, Fast Break, Bench statistics for George Mason and Baylor.

Last FG - MASON 2nd-01:03, BU 2nd-02:36.
Largest lead - MASON by 4 1st-05:49, BU by 14 2nd-01:55.
MASON led for 08:18, BU led for 29:55. Game was tied for 01:47.

Score tied - 4 times.
Lead changed - 9 times.

GAME 7 - BAYLOR 63, SOUTH DAKOTA 57



Official Basketball Box Score -- Game Totals -- Final Statistics
South Dakota vs Baylor
11/27/18 7:00 pm at Ferrell Center; Waco, Texas



South Dakota 57 • 3-3

Table with 13 columns: #, Player, FG-FGA, 3-PT, FT-FTA, Rebounds, PF, TP, A, TO, Blk, Stl, Min. Rows include Trey Burch-Manning, Matt Johns, Tyler Peterson, Triston Simpson, Brandon Armstrong, Stanley Ulmude, Jay Harvey, Logan Power.

Summary statistics table for South Dakota 57 including FG % 1st Half, 3FG % 1st Half, FT % 1st Half, 2nd half, and Game totals.

Baylor 63 • 5-2

Table with 13 columns: #, Player, FG-FGA, 3-PT, FT-FTA, Rebounds, PF, TP, A, TO, Blk, Stl, Min. Rows include Clark, Tristan, McClure, King, Kegler, Mario, Mason, Makai, Vital, Mark, Thamba, Flo, Bando, Devonte, Butler, Jared, Mayer, Matthew.

Summary statistics table for Baylor 63 including FG % 1st Half, 3FG % 1st Half, FT % 1st Half, 2nd half, and Game totals.

Officials: Joe DeRosa, Keith Kimball, Nathan Ferrell
Technical fouls: South Dakota-None, Baylor-None.
Attendance: 4083

Score by periods table with columns: 1st, 2nd, Total. Rows for South Dakota and Baylor.

Points, In Paint, Off T/O, 2nd Chance, Fast Break, Bench statistics for South Dakota and Baylor.

Last FG - USD 2nd-04:58, BU 2nd-01:00.
Largest lead - USD by 9 1st-10:23, BU by 6 2nd-00:30.
USD led for 30:13, BU led for 08:05. Game was tied for 01:42.

Score tied - 5 times.
Lead changed - 9 times.

GAME 8 - WICHITA STATE 71, BAYLOR 63



Official Basketball Box Score -- Game Totals -- Final Statistics
Baylor vs Wichita St.
12/01/18 7:10 pm at Wichita, Kan. (Charles Koch Arena)



Baylor 63 • 5-3

Table with 13 columns: #, Player, FG-FGA, 3-PT, FT-FTA, Rebounds, PF, TP, A, TO, Blk, Stl, Min. Rows include Kegler, Mario, Vital, Mark, Clark, Tristan, McClure, King, Mason, Makai, Thamba, Flo, Bando, Devonte, Butler, Jared, Mayer, Matthew.

Summary statistics table for Baylor 63 including FG % 1st Half, 3FG % 1st Half, FT % 1st Half, 2nd half, and Game totals.

Wichita St. 71 • 4-3

Table with 13 columns: #, Player, FG-FGA, 3-PT, FT-FTA, Rebounds, PF, TP, A, TO, Blk, Stl, Min. Rows include McDuffie, Markis, ECHENIQUE, Jaime, DEHNIS, Dexter, TORRES, Ricky, HAYNES-JONES, Samaj, BURTON, Jamarious, BROWN, Rod, STEVENSON, Erik, UDEZE, Morris, MIDGAARD, Asbjorn, PB-CHANDLER, Isalah.

Summary statistics table for Wichita St. 71 including FG % 1st Half, 3FG % 1st Half, FT % 1st Half, 2nd half, and Game totals.

Officials: Todd Austin, Chuck Jones, Doug Shows
Technical fouls: Baylor-None, Wichita St-None.
Attendance: 10506

Score by periods table with columns: 1st, 2nd, Total. Rows for Baylor and Wichita St.

Points, In Paint, Off T/O, 2nd Chance, Fast Break, Bench statistics for Baylor and Wichita St.

Last FG - BU 2nd-00:01, WICH 2nd-00:51.
Largest lead - BU None, WICH by 33 1st-02:40.
BU led for 00:00, WICH led for 38:16. Game was tied for 01:44.

Score tied - 0 times.
Lead changed - 0 times.

GAME 21 – BAYLOR 90, TCU 64

GAME 22 – TEXAS 84, BAYLOR 72



Official Basketball Box Score -- Game Totals -- Final Statistics
TCU vs Baylor
02/02/19 7:05 pm CT at Ferrell Center (Waco, Texas)



TCU 64 • 15-6, 3-5 Big 12

Box score table for TCU vs Baylor game, showing player stats for FG-FGA, 3-Ptr, FT-FTA, Rebounds, PF, TP, A, TO, Blk, Stl, Min.

Summary statistics for TCU vs Baylor game, including FG % 1st Half, 3FG % 1st Half, FT % 1st Half, 2nd half, and Game totals.

Baylor 90 • 15-6, 6-2 Big 12

Box score table for Baylor vs TCU game, showing player stats for FG-FGA, 3-Ptr, FT-FTA, Rebounds, PF, TP, A, TO, Blk, Stl, Min.

Summary statistics for Baylor vs TCU game, including FG % 1st Half, 3FG % 1st Half, FT % 1st Half, 2nd half, and Game totals.

Officials: Gary Maxwell, Kelly Self, Antonio Petty
Technical fouls: TCU-None, Baylor-None.
Attendance: 7337

Score by periods table for TCU vs Baylor game.

Last FG - TCU 2nd-01:00, BU 2nd-01:09.
Largest lead - TCU by 2 1st-19:12, BU by 29 2nd-02:33.
TCU led for 02:01. BU led for 36:38. Game was tied for 01:21.

GAME 23 – KANSAS STATE 70, BAYLOR 63

GAME 24 – BAYLOR 59, OKLAHOMA 53



Official Basketball Box Score -- Game Totals -- Final Statistics
Kansas State vs Baylor
02/09/19 5:00 pm CT at Ferrell Center (Waco, Texas)



Kansas State 70 • 18-5, 8-2 RV/RV

Box score table for Kansas State vs Baylor game, showing player stats for FG-FGA, 3-Ptr, FT-FTA, Rebounds, PF, TP, A, TO, Blk, Stl, Min.

Summary statistics for Kansas State vs Baylor game, including FG % 1st Half, 3FG % 1st Half, FT % 1st Half, 2nd half, and Game totals.

Baylor 63 • 15-8, 6-4 RV/RV

Box score table for Baylor vs Kansas State game, showing player stats for FG-FGA, 3-Ptr, FT-FTA, Rebounds, PF, TP, A, TO, Blk, Stl, Min.

Summary statistics for Baylor vs Kansas State game, including FG % 1st Half, 3FG % 1st Half, FT % 1st Half, 2nd half, and Game totals.

Officials: Joe DeRosa, Ray Natili, Byron Jarrett
Technical fouls: Kansas State-None, Baylor-None.
Attendance: 8466
Fouled Out: Baylor #11 Vital 0:23

Score by periods table for Baylor vs Kansas State game.

Last FG - KS 2nd-01:49, BU 2nd-00:17.
Largest lead - KS by 9 2nd-03:20, BU by 7 2nd-09:50.
KS led for 12:16. BU led for 19:28. Game was tied for 08:03.



Official Basketball Box Score -- Game Totals -- Final Statistics
Baylor vs Texas
02/06/19 7:01 P.M. at Austin, TX (Frank Erwin Center)



Baylor 72 • 15-7, 6-3

Box score table for Baylor vs Texas game, showing player stats for FG-FGA, 3-Ptr, FT-FTA, Rebounds, PF, TP, A, TO, Blk, Stl, Min.

Summary statistics for Baylor vs Texas game, including FG % 1st Half, 3FG % 1st Half, FT % 1st Half, 2nd half, and Game totals.

Texas 84 • 13-10, 5-5

Box score table for Texas vs Baylor game, showing player stats for FG-FGA, 3-Ptr, FT-FTA, Rebounds, PF, TP, A, TO, Blk, Stl, Min.

Summary statistics for Texas vs Baylor game, including FG % 1st Half, 3FG % 1st Half, FT % 1st Half, 2nd half, and Game totals.

Officials: Gery Pollard, Mike Roberts, Tom Eades
Technical fouls: Baylor-TEAM, Texas-None.
Attendance: 9831

Score by periods table for Texas vs Baylor game.

Last FG - BU 2nd-00:02, UT 2nd-01:24.
Largest lead - BU by 2 1st-19:46, UT by 19 2nd-08:18.
BU led for 00:19. UT led for 38:46. Game was tied for 00:12.



Official Basketball Box Score -- Game Totals -- Final Statistics
Oklahoma vs Baylor
02/11/19 8:00 pm CT at Ferrell Center (Waco, Texas)



Oklahoma 53 • 15-10, 3-9

Box score table for Oklahoma vs Baylor game, showing player stats for FG-FGA, 3-Ptr, FT-FTA, Rebounds, PF, TP, A, TO, Blk, Stl, Min.

Summary statistics for Oklahoma vs Baylor game, including FG % 1st Half, 3FG % 1st Half, FT % 1st Half, 2nd half, and Game totals.

Baylor 59 • 16-8, 7-4

Box score table for Baylor vs Oklahoma game, showing player stats for FG-FGA, 3-Ptr, FT-FTA, Rebounds, PF, TP, A, TO, Blk, Stl, Min.

Summary statistics for Baylor vs Oklahoma game, including FG % 1st Half, 3FG % 1st Half, FT % 1st Half, 2nd half, and Game totals.

Officials: Kipp Kissing, Ron Groover, James Luckie
Technical fouls: Oklahoma-None, Baylor-None.
Attendance: 4517
Fouled Out: OU #21 Doolittle 0:12

Score by periods table for Baylor vs Oklahoma game.

Last FG - OU 2nd-02:20, BU 2nd-00:36.
Largest lead - OU by 7 1st-16:35, BU by 11 2nd-10:49.
OU led for 12:20. BU led for 20:16. Game was tied for 07:24.

GAME 29 – #16 KANSAS STATE 66, BAYLOR 60

GAME 30 – OKLAHOMA STATE 67, BAYLOR 64



Official Basketball Box Score -- Game Totals -- Final Statistics
Baylor vs Kansas State
03/02/19 7:05 p.m. CT at Manhattan, Kan. - Bramlage Coliseum



Baylor 60 • 19-10 (10-6)

Box score table for Baylor vs Kansas State. Columns include Player, FG-FGA, 3-Ptr, FT-FTA, Rebounds, PF, TP, A TO Blk Stl, Min. Totals: 21-44, 6-16, 12-20, 23, 60, 13, 19, 1, 9, 200.

Kansas State 66 • 22-7 (12-4)

Box score table for Kansas State vs Baylor. Columns include Player, FG-FGA, 3-Ptr, FT-FTA, Rebounds, PF, TP, A TO Blk Stl, Min. Totals: 21-47, 5-17, 19-30, 17, 66, 12, 10, 5, 8, 200.

Officials: Keith Kimble, Chance Moore, Brent Hampton
Technical fouls: Baylor-None, Kansas State-None.
Attendance: 8555

Score by periods table for Game 29. Columns: 1st, 2nd, Total. Baylor: 30, 30, 60. Kansas State: 32, 34, 66.

Last FG - BU 2nd-00:24, KS 2nd-04:06.
Largest lead - BU by 3 1st-18:03, KS by 15 1st-09:05.
BU led for 03:04. KS led for 34:42. Game was tied for 02:14.



Official Basketball Box Score -- Game Totals -- Final Statistics
Oklahoma St. vs Baylor
03/06/19 8:00 pm CT at Ferrell Center (Waco, Texas)



Oklahoma St. 67 • 11-19,(4-13)

Box score table for Oklahoma State vs Baylor. Columns include Player, FG-FGA, 3-Ptr, FT-FTA, Rebounds, PF, TP, A TO Blk Stl, Min. Totals: 25-64, 5-29, 12-18, 7, 32, 39, 14, 67, 14, 6, 6, 6, 200.

Baylor 64 • 19-11,(10-7)

Box score table for Baylor vs Oklahoma State. Columns include Player, FG-FGA, 3-Ptr, FT-FTA, Rebounds, PF, TP, A TO Blk Stl, Min. Totals: 21-60, 7-24, 15-22, 9, 36, 45, 17, 64, 16, 10, 3, 4, 200.

Officials: Gerry Pollard, Jeffrey Anderson, Patrick Adams
Technical fouls: Oklahoma St.-None, Baylor-None.
Attendance: 5041
Fouled Out: BU: #12 Butler 2:16

Score by periods table for Game 30. Columns: 1st, 2nd, Total. Oklahoma St.: 31, 36, 67. Baylor: 35, 29, 64.

Last FG - OSU 2nd-00:47, BU 2nd-04:33.
Largest lead - OSU by 6 2nd-05:25, BU by 8 1st-17:19.
OSU led for 07:24. BU led for 29:15. Game was tied for 02:55.

GAME 31 – #13 KANSAS 78, BAYLOR 70



Official Basketball Box Score -- Game Totals -- Final Statistics
Baylor vs Kansas
03/09/19 1:05 p.m. at Allen Fieldhouse (Lawrence, Kan.)



Baylor 70 • 19-12 (10-8)

Box score table for Baylor vs Kansas. Columns include Player, FG-FGA, 3-Ptr, FT-FTA, Rebounds, PF, TP, A TO Blk Stl, Min. Totals: 24-67, 6-31, 16-24, 18, 25, 43, 22, 70, 7, 13, 3, 7, 200.

Kansas 78 • 23-8 (12-6)

Box score table for Kansas vs Baylor. Columns include Player, FG-FGA, 3-Ptr, FT-FTA, Rebounds, PF, TP, A TO Blk Stl, Min. Totals: 26-59, 6-16, 20-30, 12, 31, 43, 19, 78, 14, 12, 6, 7, 200.

Officials: Joe DeRosa, Rick Crawford, Jeb Hartness
Technical fouls: Baylor-None, Kansas-None.
Attendance: 16300

Score by periods table for Game 31. Columns: 1st, 2nd, Total. Baylor: 29, 41, 70. Kansas: 32, 46, 78.

Last FG - BU 2nd-00:24, KU 2nd-01:32.
Largest lead - BU by 2 1st-18:24, KU by 14 2nd-11:18.
BU led for 01:49. KU led for 33:15. Game was tied for 04:56.

THE LAST TIME ...

THE LAST TIME A BAYLOR TEAM...

Scored 110 Points.....	118 vs. Savannah State (12/17/17)
Scored 100 Points.....	118 vs. Savannah State (12/17/17)
Scored 90 Points.....	90 vs. TCU (2/2/19)
Scored Fewer than 50 Points.....	44 at Kansas (1/14/13)
Won by 40 Points.....	40 vs. New Orleans (12/29/18)
Won by 30 Points.....	30 at Oklahoma (1/28/19)
Shot 65 pct from floor.....	66.1 (41-62) vs. Texas Southern (12/14/17)
Shot 60 pct from floor.....	60.8 (31-51) vs. PVAMU (11/12/18)
Shot less than 30 pct from floor.....	29.8 (17-57) at TCU (1/10/15)
Shot 65 pct from 3FG.....	70.6 (12-17) vs. Central Arkansas (11/10/17)
Shot 60 pct from 3FG.....	60.0 (15-25) at Oklahoma State (1/14/19)
Shot less than 15 pct from 3FG.....	111 (2-18) vs. Ole Miss (11/23/18)
Shot less than 10 pct from 3FG.....	.083 (1-12) vs. TCU (1/2/18)
Made 15 3-point field goals.....	15 vs. TCU (2/2/19)
Failed to make a 3FG.....	0-8 at Texas Tech (2/21/90)
Shot 95 pct from FT line.....	100.0 (9-9) at Oklahoma State (2/6/18)
Shot 90 pct from FT line.....	100.0 (9-9) at Oklahoma State (2/6/18)
Shot less than 40 pct from FT line.....	27.3 (3-11) vs. Texas Southern (1/16/18)
Had 60 Rebounds.....	60 vs. Huston-Tillotson (1/21/15)
Had 55 Rebounds.....	58 vs. Savannah State (12/17/17)
Had 50 Rebounds.....	51 at Arizona (12/15/18)
Had 20 Offensive Rebounds.....	26 vs. Kansas (11/21/19)
Had 40 Defensive Rebounds.....	43 vs. Savannah State (12/17/17)
Had 35 Assists.....	40 vs. Hardin-Simmons (12/16/15)
Had 30 Assists.....	32 vs. Savannah State (12/17/17)
Had 25 Assists.....	32 vs. Savannah State (12/17/17)
Had 25 Turnovers.....	29 at West Virginia (1/10/17)
Had 20 Turnovers.....	20 at Arizona (12/15/18)
Had fewer than 5 Turnovers.....	4 at West Virginia (2/22/14)
Had 15 Steals.....	16 vs. Savannah State (11/23/15)
Had 12 Steals.....	14 vs. New Orleans (12/29/18)
Had 12 Blocked Shots.....	12 vs. New Orleans (12/29/18)
Had 10 Blocked Shots.....	10 vs. TCU (2/2/19)
Had no Blocked Shots.....	at West Virginia (1/21/19)
Had two 20-point scorers.....	Mario Kegler (23), Devonte Bando (22) vs. West Virginia (2/13/19)
Had two 25-point scorers.....	Jo Lual-Acuil Jr. (31), Manu Lecomte (25) vs. Savannah State (12/17/17)
Had seven double-figure scorers.....	vs. Long Beach State (3/20/13)
Had six double-figure scorers.....	vs. Kansas State (1/22/18)
Had five double-figure scorers.....	vs. Nicholls State (1/16/18)
Had all five starters score in double figures.....	vs. Randall (12/9/17)
Had all five starters score 15+ points.....	vs. Central Arkansas (11/10/17)
Had no players score in double figures.....	vs. Texas A&M (3/5/08)
Had no starters score in double figures.....	at Kansas State (3/3/18)
Had four players score 15+ points.....	vs. PVAMU (11/12/18)
Had five players score 15+ points.....	vs. Central Arkansas (11/10/17)
Had four players score 18+ points.....	vs. Savannah State (12/17/17)
Had four players with 5+ assists.....	vs. Savannah State (12/17/17)
Had two double-doubles.....	Mario Kegler (23p/10r), Mark Vital (15p/14r) vs. West Virginia (2/23/19)
Had two double-figure rebounders.....	Mark Vital (14), Mario Kegler (10) vs. West Virginia (2/23/19)
Scored 50-plus points in first half.....	61 vs. Savannah State (12/17/17)
Scored 50-plus points in second half.....	51 vs. TCU (2/2/19)
Scored 50-plus points in both halves.....	vs. Savannah State (12/17/17)
Scored 60-plus points in first half.....	61 vs. Savannah State (12/17/17)
Scored 60-plus points in second half.....	60 at Iowa State (1/9/16)
Scored fewer than 20 points in 1st half.....	15 at Wichita State (12/1/18)
Scored 20 points or fewer in 1st half.....	20 at Arizona (12/15/18)
Scored 20 points or fewer in 2nd half.....	20 at Texas Tech (2/17/15)
Overcame a 20-point deficit to win.....	vs. Louisville, trailed 32-10, won 66-63 (11/25/16)
Overcame a 15-pt deficit with less than 10 min left to win.....	vs. Texas, trailed 55-36, won 84-83 (2/27/19)
Overcame a 20-point deficit.....	vs. Mississippi State, trailed 40-20 (3/18/18)
Overcame a 15-point halftime deficit to win.....	vs. Louisville, trailed 39-24, won 66-63 (11/25/16)
Overcame a 10-point halftime deficit to win.....	vs. Texas, trailed 40-29, won 84-83 (2/27/19)
Failed to make a 3FG.....	vs. Texas Tech, 0-8 (2/20/90)
Won an OT game.....	84-83 vs. Texas (2/27/19)
Lost an OT game.....	78-81 vs. TCU (1/2/18)
Won a 2OT game.....	74-73 at Texas (2/12/18)
Lost a 2OT game.....	84-91 to Colorado (3/13/08)
Won a 3OT game.....	Never
Lost a 3OT game.....	93-97 at SMU (1/9/88)
Won a 4OT game.....	96-95 vs. North Texas (12/17/88)
Lost a 4OT game.....	Never
Won a 5OT game.....	116-110 at Texas A&M (1/23/08)
Lost a 5OT game.....	Never

THE LAST TIME A BAYLOR PLAYER...

Recorded a Triple-Double (Pts/Reb/Ast).....	Kenny Chery (20/10/12) vs. Kansas State (2/15/14)
Recorded a Triple-Double (Pts/Reb/Blk).....	Ekpe Udoh (18/17/10) vs. Morgan State (1/6/10)
Recorded a Double-Double Off the Bench.....	Terry Maston (12p/10r) vs. TAMU-CC (11/13/17)
Recorded a Double-Double Before Halftime.....	King McClure (12p/10r) vs. George Mason (11/24/18)
Scored 35 Points.....	Makai Mason (40) vs. TCU (2/2/19)
Scored 30 Points.....	Jared Butler (31) at Kansas (3/9/19)
Scored 20 Points in a 1st Half.....	King McClure (20) at Oklahoma State (1/14/19)
Scored 25 Points in a 2nd Half.....	Makai Mason (27) vs. TCU (2/2/19)
Scored 20 Points in a 2nd Half.....	Jared Butler (23) at Kansas (3/9/19)
Scored 30 Points off the Bench.....	Nuni Omot (30) at Kansas State (3/3/18)
Scored 25 Points off the Bench.....	Terry Maston (26) vs. Mississippi State (3/18/18)
Scored 20 Points off the Bench.....	Devonte Bando (22) vs. West Virginia (2/23/19)
Made 5+ 3-pointers in a 1st Half.....	King McClure (6-7) at Oklahoma State (1/14/19)
Made 5+ 3-pointers in a 2nd Half.....	Makai Mason (6-8) vs. TCU (2/2/19)
Had 20 Rebounds.....	Jo Lual-Acuil Jr. (20) vs. Savannah State (12/17/17)
Had 15 Rebounds.....	Mark Vital (17) at Arizona (12/15/18)
Had 8+ Offensive Rebounds.....	Mark Vital (9) at Arizona (12/15/18)
Had 9+ Offensive Rebounds.....	Mark Vital (8) vs. Kansas (1/12/19)
Had 12 Rebounds in a Half.....	Johnathan Motley (14 in 2nd half) vs. Texas (1/17/17)
Had 10 Rebounds in a Half.....	King McClure (10 in 1st half) vs. George Mason (11/24/18)
Had 10 Assists.....	Tyson Jolly (10) vs. Randall (12/9/17)
Had 10+ Assists and 0 Turnovers.....	Jake Lindsey (11 AST/0 TO) vs. Kansas State (3/9/17)
Had 5 Blocked Shots.....	Tristan Clark (5) vs. New Orleans (12/29/18)
Had 6 Blocked Shots.....	Tristan Clark (6) vs. South Dakota (11/27/18)
Had 7 Blocked Shots.....	Jo Lual-Acuil Jr. (7) vs. Oklahoma (2/21/17)
Had 5 Steals.....	King McClure (5) vs. Oregon (12/21/18)
Had 6 Steals.....	Lester Medford (7) vs. Savannah State (11/23/15)
Played 45+ Minutes.....	Jo Lual-Acuil Jr. (48) & Manu Lecomte (46) at Texas (2/12/18)
Made a Game-Winning Shot.....	Terry Maston (2FG) vs. Texas Tech, 59-57 (2/17/18)
Made a Game-Winning Shot in Final 10 Seconds.....	Jo Lual-Acuil Jr. (Dunk) at Texas, 74-73 2ot (2/12/18)
Made a Game-Winning Shot at Buzzer.....	Lester Medford (3FG) at Texas Tech, 63-60 (1/16/16)
Made a Game-Winning FT in Final 10 Seconds.....	Mario Kegler vs. Texas, 84-83 OT (2/29/19)

THE LAST TIME A BAYLOR OPPONENT...

Scored 100 Points.....	102 at Kansas (1/2/16)
Scored 90 Points.....	90 vs. Kansas State (1/22/18)
Scored Fewer than 50 Points at Home.....	47 at Oklahoma (1/28/19)
Scored Fewer than 50 Points.....	47 at Oklahoma (1/28/19)
Scored Fewer than 40 Points.....	39 vs. McNeese State (11/14/14)
Won by 30 Points.....	40 at Oklahoma (1/20/07)
Shot 65 pct from floor.....	66.1 (39-59) at Oklahoma (2/26/05)
Shot 60 pct from floor.....	62.0 (31-50) vs. Oklahoma (1/23/16)
Shot less than 25 pct from floor.....	23.4 (11-47) vs. Prairie View A&M (12/2/15)
Shot 55 pct from 3FG.....	55.7 (15-27) vs. Texas (2/27/19)
Shot less than 15 pct from 3FG.....	143 (2-14) vs. George Mason (11/24/18)
Made 15 3-point field goals.....	15 vs. Texas (2/27/19)
Shot 95 pct from FT line.....	95.7 (22-23) at Ole Miss (1/28/17)
Shot less than 50 pct from FT line.....	33.3 (2-6) at Arizona (12/15/18)
Had 50 Rebounds.....	62 vs. Wake Forest [Anaheim] (11/30/08)
Had fewer than 20 Rebounds.....	18 vs. Oregon (12/21/18)
Had 20 Offensive Rebounds.....	20 vs. Wagner (3/13/18)
Had 25 Assists.....	29 vs. Oklahoma (1/23/16)
Had 20 Turnovers.....	22 vs. New Orleans (12/29/18)
Had fewer than 5 Turnovers.....	4 at West Virginia (2/22/14)
Had 13 Steals.....	15 at West Virginia (1/10/17)
Had 12 Steals.....	12 vs. West Virginia (3/9/17)
Had 12+ Blocked Shots.....	13 vs. West Virginia (2/20/18)
Had 10+ Blocked Shots.....	11 vs. Kansas (1/12/19)
Had no Blocked Shots.....	at Oklahoma State (2/8/17)
Had two 20-point scorers.....	Barry Brown (34), Dean Wade (24) vs. Kansas State (1/22/18)
Had three 20-point scorers.....	Abdel Nader (26), Georges Niang (24), Monte Morris (20) vs. Iowa State (2/16/16)
Had five double-figure scorers.....	vs. PVAMU (11/12/18)
Had four 15+ point scorers.....	vs. Texas Tech (2/12/18)
Had two double-figure rebounders.....	Kenrich Williams (12), Vlad Brodziansky (10) at TCU (1/21/17)
Scored 50-plus points in 1st half.....	51 at Texas A&M (12/19/15)
Scored 50-plus points in 2nd half.....	52 at Texas Tech (2/13/17)
Scored 20 points or fewer in 1st half.....	16 vs. Oregon (12/21/18)
Scored 20 points or fewer in 2nd half.....	20 vs. Texas (1/6/18)
Failed to make a 3FG.....	vs. Oklahoma, 0-12 (2/25/12)

THE LAST TIME A BAYLOR OPPOSING PLAYER

Scored 30 Points.....	Barry Brown (34) vs. Kansas State (1/22/18)
Had 20 Rebounds.....	Jamahl Mosley (20) vs. Colorado [Kansas City] (3/8/01)
Had 15 Rebounds.....	Mohamed Bamba (16) at Texas (2/12/18)
Had 10 Assists.....	Courtney Ramey (10) vs. Texas (2/27/19)
Had 8 Turnovers.....	Trae Young (8) vs. Oklahoma (2/27/18)
Had 7 Turnovers.....	Jarrett Culver (7) vs. Texas Tech (1/19/19)
Had 7 Blocked Shots.....	Sagaba Konate (9) vs. West Virginia (2/20/18)
Had 6 Blocked Shots.....	Yor Anei (6) vs. Oklahoma State (3/6/19)
Had 5 Steals.....	Dedric Lawson (5) vs. Kansas (1/12/19)
Had 6 Steals.....	Jevon Carter (6) vs. West Virginia (3/9/18)

2018-19 INDIVIDUAL SUPERLATIVES

CATEGORY	BAYLOR	OPPONENT
Points Scored	40, Makai Mason vs. TCU (2/2)	28, Breein Tyree vs. Ole Miss (11/23)
Field Goals Made	14, Makai Mason vs. TCU (2/2)	10, Isaac Likekele vs. Oklahoma State (3/6)
FGs Attempted	21, Jared Butler at Kansas (3/9)	18, Otis Livingston vs. George Mason (11/24) 18, Davonte Fitzgerald vs. SFA (12/18)
Highest FG % (min 5 made)	1.000 (9-9), Tristan Clark vs. SFA (12/18) 1.000 (5-5), Tristan Clark vs. PVAMU (11/12)	1.000 (6-6), Riley Norris vs. Alabama (1/26)
3-Point FGs Made	9, Makai Mason vs. TCU (2/2)	7, Jase Febres vs. Texas (2/27)
3-Point FGs Attempted	12, Makai Mason vs. TCU (2/2)	14, Jase Febres vs. Texas (2/27)
3-Point FG % (min 5 att)	.750 (9-12), Makai Mason vs. TCU (2/2)	1.000 (5-5), Darius Williams vs. PVAMU (11/12)
Free Throws Made	9, Mario Kegler vs. West Virginia (2/23)	13, Breein Tyree vs. Ole Miss (11/23)
Free Throws Attempted	11, Mario Kegler vs. West Virginia (2/23)	17, Breein Tyree vs. Ole Miss (11/23)
Free Throw % (min 7 att)	1.000 (8-8), Makai Mason vs. George Mason (11/24) 1.000 (7-7), Devonte Bando vs. Southern (11/10) 1.000 (7-7), Mark Vital vs. Texas (2/27)	1.000 (10-10), James Bolden at West Virginia (1/21) 1.000 (7-7), Kamau Stokes vs. Kansas State (2/9)
Offensive Rebounds	9, Mark Vital at Arizona (12/15)	6, Gerard Andrus vs. PVAMU (11/12) 6, Trey Burch-Manning vs. South Dakota (11/27) 6, Dean Wade vs. Kansas State (2/9)
Defensive Rebounds	11, King McClure vs. George Mason (11/24) 11, Tristan Clark vs. New Orleans (12/29)	10, Dedric Lawson at Kansas (3/9)
Total Rebounds	17, Mark Vital at Arizona (12/15)	14, Trey Burch-Manning vs. South Dakota (11/27) 14, Dedric Lawson at Kansas (3/9)
Assists	8, Makai Mason vs. Oklahoma (2/11)	10, Alex Robinson at TCU (1/5) 10, Courtney Ramey vs. Texas (2/27)
Turnovers	7, Jared Butler at Texas Tech (2/16)	7, Eddie Reese vs. Southern (11/10) 7, Jarrett Culver vs. Texas Tech (1/19)
Blocked Shots	6, Tristan Clark vs. South Dakota (11/27)	6, Yor Anei vs. Oklahoma State (3/6)
Steals	5, Mark Vital vs. SFA (12/18) 5, King McClure vs. Oregon (12/21)	5, Dedric Lawson vs. Kansas (1/12)
Minutes Played	41, Mario Kegler vs. Texas (2/27) 41, Mark Vital vs. Texas (2/27)	43, Courtney Ramey vs. Texas (2/27) 43, Jase Febres vs. Texas (2/27)

2018-19 TEAM SUPERLATIVES

BAYLOR HIGH	BAYLOR LOW	CATEGORY	OPPONENT HIGH	OPPONENT LOW
91 vs. PVAMU (11/12)	57 vs. Oregon (12/21)	Points Scored	86 at Texas Tech (2/16)	44 vs. New Orleans (12/29)
47 vs. PVAMU (11/12)	15 at Wichita State (12/1)	Points, 1st Half	45 at Texas (2/6) & at TTU (2/16)	16 vs. Oregon (12/21)
53 at TCU (1/5)	25 vs. SFA (12/18)	Points, 2nd Half	46 at Kansas (3/9)	22 vs. Oklahoma (2/11)
13 vs. Texas (2/27)	13 vs. Texas (2/27)	Points/Overtime	12 vs. Texas (2/27)	12 vs. Texas (2/27)
35 vs. TCU (2/2)	17 at Texas Tech (2/16)	Field Goals Made	31 vs. Texas (2/27)	15 at Oklahoma (1/28)
75 vs. Kansas (1/12)	44 vs. Oregon (12/21) & at K-State (3/2)	Field Goal Attempts	66 at Wichita State (12/1)	44 vs. Ore. (12/21) & vs. KU (1/12)
.608 (31-51) vs. PVAMU (11/12)	.333 (25-75) vs. Kansas (1/12)	FG Percentage	.566 (30-53) at TCU (1/5)	.262 (16-61) vs. New Orleans (12/29)
15 at OSU (1/14) & vs. TCU (2/2)	2 vs. Ole Miss (11/23)	3-Point FGs Made	15 vs. Texas (2/27)	2 vs. George Mason (11/24)
31 vs. Kansas (1/12) & at Kansas (3/9)	15 vs. Oregon (12/21)	3-Point FG Attempts	32 at Wichita State (12/1)	12 vs. Southern (11/10)
.600 (15-25) at OSU (1/14)	.111 (2-18) vs. Ole Miss (11/23)	3-Point FG Percentage	.563 (9-16) vs. Kansas (1/12)	.143 (2-14) vs. George Mason (11/24)
26 vs. West Virginia (2/23)	3 vs. Texas So. (11/6)	Free Throws Made	30 at Texas Tech (2/16)	2 at Arizona (12/15)
35 vs. West Virginia (2/23)	7 at Iowa State (2/19)	Free Throw Attempts	36 vs. Ole Miss (11/23)	6 at Ariz. (12/15) & vs. Ore. (12/21)
.875 (14-16) vs. Texas Tech (1/19)	.273 (3-11) vs. Texas So. (11/6)	Free Throw Percentage	.882 (15-17) vs. Kansas State (2/9)	.333 (2-6) at Arizona (12/15)
26 vs. Kansas (1/12)	7 vs. PVAMU (11/12) & at K-State (3/2)	Offensive Rebounds	16, three times	4, three times
36 vs. Oklahoma State (3/6)	17 vs. Kansas State (2/9)	Defensive Rebounds	32 vs. Oklahoma State (3/6)	14 at Ariz. (12/15) & vs. Ore. (12/21)
51 at Arizona (12/15)	29 at Texas (2/6)	Total Rebounds	44 at Wichita State (12/1)	18 vs. Oregon (12/21)
22 vs. New Orleans (12/29)	5 at Wichita State (12/1)	Assists	22 at TCU (1/5)	5 vs. George Mason (11/24)
20 at Arizona (12/15)	8, three times	Turnovers	22 vs. New Orleans (12/29)	5 at Iowa State (2/19)
12 vs. USD (11/27) & vs. UNO (12/29)	0 at West Virginia (1/21)	Blocked Shots	11 vs. Kansas (1/12)	1 vs. PVAMU (11/12)
14 vs. SFA (12/18) & vs. UNO (12/29)	1 vs. TCU (2/2)	Steals	11 at West Virginia (1/21)	2 vs. TCU (2/2)
28 at Texas (2/6)	11 vs. Alabama (1/26)	Fouls	28 vs. West Virginia (2/23)	12 at Oklahoma State (1/14)




2018-19
 19-12
 BIG 12
 10-8
 AP
 NR
 COACHES
 RV-38th
 NET
 34th

BAYLOR vs. IOWA STATE | GAME 32
 March 14, 2019 (Kansas City, Mo. / Sprint Center)

Baylor Broadcast Notes

0
 1
 2
 3
 4
 10
 11
 12
 13
 15
 24
 25
 33



Flo Thamba

			F • 6-10 • 245 • Fr. • Kinshasa, Congo				
	MIN	PTS	REB	BLK	FG%	3FG%	FT%
SEA	10.5	1.9	2.4	0.7	.538	.000	.533
B12	11.1	1.9	2.4	0.6	.565	.000	.474
CAR	10.5	1.9	2.4	0.7	.538	.000	.533

- Freshman big man with 7-foot-5 wingspan, originally from Democratic Republic of the Congo
- Averaging 12.4 minutes in 17 games with Clark out – played 15+ min. in just 1 game prior to injury
- Had season-highs of 6 rebounds, 3 assists and 2 blocks in just 14 minutes on Feb. 2 vs. TCU
- Born in Congo, lived in England, France and South Africa, emigrated to United States in 2014
- Averaged 14.0 points, 10.0 rebounds and 1.5 blocks as senior at Mountain Mission School in Grundy, Va.



Darius Allen

			G • 6-4 • 205 • Jr. • Melbourne, Fla.				
	MIN	PTS	REB	AST	FG%	3FG%	FT%
SEA	8.5	2.2	1.0	0.4	.333	.150	.333
B12	2.8	0.7	0.2	0.2	.333	.000	.000
CAR	8.5	2.2	1.0	0.4	.333	.150	.333


- JuCo transfer guard, played previous two seasons at Palm Beach State in Palm Beach Gardens, Fla.
- Has come off bench in 6 of last 14 games after appearing in 1 of previous 11 games
- Averaged 14.5 points, 4.5 rebounds and 2.0 steals per game as sophomore at PBS in 2017-18
- Scored in double-figures in 34 in 59 career JuCo games played, including seven games of 20+ points
- Dunked so hard in a game at Florida Air Academy that lights went out in gym at City of Palms Classic



Devonte Bando

			G • 6-3 • 195 • Jr. • Brampton, Ontario				
	MIN	PTS	REB	AST	FG%	3FG%	FT%
SEA	21.4	8.5	2.3	1.5	.446	.397	.902
B12	23.3	9.9	2.6	1.4	.454	.440	.889
CAR	21.4	8.5	2.3	1.5	.446	.397	.902

- Canadian JuCo transfer guard, played previous two seasons at Hutchinson (Kan.) Community College
- Big 12's 4th-best 3-point shooter in league play (44%), made a 3-pointer in 16 of 18 Big 12 games
- Scored 10+ points in 6 of last 9 games (12.7 ppg) after doing so in 3 of 19 preceding games
- Last 9 Games: averaging 12.7 ppg, 4.2 rpg, 1.8 apg in 30.3 mpg; played 23+ minutes in all 9 games
- Scored 1,072 points over 72 games during JuCo career, averaging 14.9 points in 27.1 minutes per game



King McClure

			G • 6-3 • 215 • Sr. • Dallas, Texas				
	MIN	PTS	REB	AST	FG%	3FG%	FT%
SEA	27.6	8.9	5.3	2.1	.398	.359	.643
B12	26.5	7.3	5.9	1.8	.372	.314	.600
CAR	19.3	6.5	2.4	1.3	.412	.361	.722

- Senior guard, has played in 126 career games and made 58 starts over 4-year Baylor career
- Scored 20+ pts in 4 games this season (career-high 29 at OSU) after doing so in 1 of 100 over first 3 yrs
- Graduated on Dec. 15 with degree in Health, Kinesiology & Leisure Studies, 3.5 years after enrolling
- Told basketball career was over due to Hypertrophic Cardiomyopathy (HCM) diagnosis in June 2015; had Implantable Cardioverter Defibrillator (ICD) surgically implanted as precaution, cleared in Oct. 2015.



Mario Kegler

			G/F • 6-7 • 230 • RSo. • Jackson, Miss.				
	MIN	PTS	REB	AST	FG%	3FG%	FT%
SEA	28.0	10.4	5.9	1.2	.438	.276	.649
B12	28.1	10.6	5.8	1.4	.459	.353	.655
*CAR	28.1	10.0	5.7	1.2	.429	.318	.655

* Kegler's career stats include one season at Mississippi State

- Sat out 2017-18 season following transfer from Mississippi State after starting 31 games as FR in 16-17
- Led team in scoring in 3 of last 5 games – 23 vs. WVU, 24 vs. UT (including GW FTs), 13 at K-State
- Last 14 Games: averaging 12.6 ppg, 5.9 rpg while shooting 57% on 2-pointers and 38% on 3-pointers
- Shooting 39% (16-41) on 3FGs over last 13 games after starting season at 14% (5-35) over first 12 gms
- Made BU debut on Nov. 27 after going 629 days between games; had 12 pts, 6 rbs, 3 blks vs. USD




Makai Mason

			G • 6-1 • 185 • R Sr. • Greenfield, Mass.				
	MIN	PTS	REB	AST	FG%	3FG%	FT%
SEA	31.8	14.6	2.5	3.2	.401	.357	.827
B12	32.1	15.1	2.1	3.3	.378	.380	.823
CAR	27.5	12.0	2.5	2.8	.421	.359	.789

* Mason's career stats include three seasons at Yale

- First graduate transfer in program history, joined Bears after graduating from Yale in May 2018
- Limited in last 10 games with toe injury; Bears are 4-3 with him and 0-3 without him in that stretch
- Made at least one 3FG in 21 of 25 games; has 15 games with 2+ 3FGs, 6 games with 3+ 3FGs
- Had 40 points (14-20 FGs, 9-12 3FGs) vs. TCU (2/2); 7th 40-pt gm in BU history & most in a Big 12 game
- Played 61 games over first two seasons at Yale, limited to just 1 game over final two seasons by injuries



Mark Vital

			G/F • 6-5 • 230 • RSo. • Lake Charles, La.				
	MIN	PTS	REB	AST	FG%	3FG%	FT%
SEA	27.8	6.9	7.2	2.0	.434	.182	.513
B12	28.1	7.8	6.9	2.2	.446	.100	.619
CAR	25.8	6.8	6.4	2.1	.458	.156	.510


- Moved to starting 5 spot with Clark out – 7.7 ppg, 7.2 rpg, 2.1 apg, 1.0 bpg, 0.9 spg in 17 games since
- Last 5 Games: 10.2 ppg, 9.2 rpg, 2.4 apg, 1.2 bpg, 1.2 spg in 33.0 mpg; 66% FTs (21-of-32)
- Named HM All-Big 12 and All-Defensive; ranks 11th nationally and leads B12 in offensive reb. (3.5/gm)
- Shooting 66% at foul line (33-of-50) over last 14 games; was at 40% in 17 previous games (26-of-65)
- Posted 2nd double-double with 15 points, 14 rebounds, 2 blocks and 2 assists vs. West Virginia (2/23)



Jared Butler

			G • 6-3 • 185 • Fr. • Reserve, La.				
	MIN	PTS	REB	AST	FG%	3FG%	FT%
SEA	26.5	10.3	3.1	2.8	.403	.367	.813
B12	30.1	12.5	3.8	3.4	.425	.422	.800
CAR	26.5	10.3	3.1	2.8	.403	.367	.813

- Named HM All-Big 12 and Big 12 All-Freshman Team; coming off 31-point game at Kansas (23 in 2nd half)
- Last 10 Games: leads team with 14.7 ppg, 3.3 apg, 41% 3FGs (28-68), 2.8 3FGs/gm, 33.2 mpg
- Started last 17 games after Clark injury, averaging 13.4 points, 3.5 assists, 3.9 rebounds in 31.3 mpg
- 17 straight gms with 3-pointer (2+ 3FGs in 14 of 17); Shooting 43% (45-106) 3FGs since becoming starter
- From same hometown as former Baylor stars Tweety Carter and Rico Gathers



Jackson Moffatt

			G/F • 6-6 • 210 • Fr. • Magnolia, Texas				
	MIN	PTS	REB	AST	FG%	3FG%	FT%
SEA	-	-	-	-	-	-	-
B12	-	-	-	-	-	-	-
CAR	-	-	-	-	-	-	-

- Freshman walk-on wing from Magnolia High School, expected to redshirt this season
- Scored 2,066 points during prep career, becoming Magnolia's all-time leading scorer
- Named 2018 District 20-5A Offensive MVP after averaging 25.5 points and 8.0 rebounds
- 3-time first-team All-District 20-5A honoree and 2-time TABC All-Region selection
- Holds MHS record for single-game scoring with 45-point game



Obim Okeke (OH-bihm OH-kay-kay)

			G • 6-0 • 225 • Jr. • Las Vegas, Nev.				
	MIN	PTS	REB	AST	FG%	3FG%	FT%
SEA	3.9	0.9	0.3	0.0	.300	.125	.000
B12	5.5	1.8	0.5	0.0	.500	.250	.000
CAR	3.5	0.7	0.3	0.2	.222	.133	.000

- Junior walk-on guard, played 3 seasons on BU football team, switched to MBB after 2017 FB season
- Played 19 minutes off bench over last 9 games after 12 minutes total in season's first 22 games
- Has come off bench to play in 8 games this season, totaling 7 points in 31 minutes of action
- Played in 5 football games over 2016-17 seasons as running back and kick returner
- Won 5 state titles at Bishop Gorman HS, 3 in basketball and 2 in football



Matthew Mayer (MYE-er)

			G/F • 6-9 • 200 • Fr. • Austin, Texas				
	MIN	PTS	REB	AST	FG%	3FG%	FT%
SEA	12.7	5.0	2.2	0.9	.322	.308	.660
B12	11.5	4.1	1.8	0.8	.301	.294	.625
CAR	12.7	5.0	2.2	0.9	.322	.308	.660


- Freshman wing with length, range and ability to create his own shot off the dribble
- Last 12 Games: 5.4 pts, 2.8 rbs, 1.3 assts, 9 stls; Prior 5 Games: 7 pts, 8 rbs, 2 assts, 4 stls
- Has 5 games with 10+ pts off bench, including 17 at TCU (1/5) and 18 vs. Nicholls State (11/16)
- 4-star recruit from Austin's Westlake High School, ranked among top-100 recruits nationally in 2018 class
- Led WHS to 36-4 in 2017-18, playing with Xavier's Keonte Kennedy and Texas' Brock Cunningham



Tristan Clark

			F • 6-9 • 240 • So. • San Antonio, Texas				
	MIN	PTS	REB	BLK	FG%	3FG%	FT%
SEA	29.8	14.6	6.3	2.4	.737	.250	.667
B12	34.5	17.0	5.0	0.5	.565	.000	.667
CAR	22.9	9.1	5.0	1.3	.663	.273	.661

- Strong, skilled sophomore power forward; out for year with left-knee injury suffered vs. Iowa State (1/8)
- Led nation with .737 field goal pct. (84-of-114) until he dropped from minimum 75% of games on Jan. 26
- Named Dec. 31 Big 12 Player of Week after 17 points (8-9 FGs), 12 rebounds, 5 blocks vs. UNO (12/29)
- Double-figure scoring in 11 of 14 games this season after doing so in 10 of 33 games last year
- Career .6629 FG% (177-267) would break program record if he met 200 FGM min. (Josh Lomers .6627)



Freddie Gillespie

			F • 6-8 • 240 • R Jr. • St. Paul, Minn.				
	MIN	PTS	REB	BLK	FG%	3FG%	FT%
SEA	17.9	5.3	4.4	1.0	.639	.000	.548
B12	20.1	6.5	5.3	1.3	.647	.000	.593
CAR	17.9	5.3	4.4	1.0	.639	.000	.548

- Former walk-on forward, sat out 2017-18 after transferring from D3 Carleton College in Northfield, Minn.
- Last 13 Games: shooting 68% (45-of-66), averaging 7.6 ppg, 5.5 rpg, 1.5 bpg in 22.2 mpg
- Started 8 of last 9 games; tied career-high with 14 points off bench on March 6 vs. Oklahoma State
- 17 gms since Clark injury: 6.6 ppg, 5.1 rpg, 1.2 bpg; had 11 pts, 16 rbs, 3 blks over team's previous 14 gms
- Played only 16 minutes during 2015-16 freshman season at Carleton, totaling 4 pts, 7 rbs and 2 blocks

Head Coach: Scott Drew Associate Head Coach: Jerome Tang Assistant Coaches: Alvin Brooks III, John Jakus
 Director of Video Operations: Ty Beard Associate Director of Operations & Recruiting: Aditya Malhotra Athletic Trainer: David Chandler
 Special Assistant & Director of Player Personnel: Jared Nuness Director of Basketball Operations: Bill Peterson Strength Coach: Charlie Melton