

BAYLOR

BASEBALL GAME NOTES



Follow Baylor Baseball on Twitter, Instagram and Facebook: @BaylorBaseball



GAMES 12-14



21 BAYLOR (9-2, 0-0 Big 12) • NR NEBRASKA (4-6, 0-0 Big 10)

March 8 • 6:35 p.m. • Watch: Facebook Live • Radio: ESPN1660am/92.3fm • March 9 • 3:05 p.m. • Watch: Facebook Live • Radio: 1590am/99.3fm • March 10 • 12:05 p.m. • Watch: FSSW-Plus • Radio: 1590am/99.3fm • Stats: BaylorStats.com

Waco, Texas • Baylor Ballpark (5,000) • Social Media: @BaylorBaseball | #SicNebraska | #SicEm

MEDIA INFORMATION

Game 12 TV: Facebook Live
 Game 13 TV: Facebook Live
 Game 14 TV: FSSW-Plus
 Radio: ESPN 1660am/92.3fm (Fri), 1590 am/99.3 fm (Sat, Sun)
 Radio Stream: <https://listen.tunein.com/baylor18schedule/> (\$)
 Live Stats: BaylorStats.com
 All-Time Series Baylor, 34-27-1
 Waco Baylor, 21-7-1
 Lincoln, Neb. Nebraska, 14-9
 Neutral Nebraska, 6-4

SCHEDULE/RESULTS

Date	Opponent	Time/Result
Feb. 15	Holy Cross	W, 12-0
Feb. 16	Holy Cross (DH)	W, 8-5 (11)
Feb. 16	Holy Cross (DH)	W, 8-5
Feb. 17	Holy Cross	W, 6-1
Feb. 19	at Texas State	cancelled
Feb. 22	Cornell	W, 17-0
Feb. 23	Cornell	W, 10-3
Feb. 24	Cornell	W, 12-4
Feb. 26	Dallas Baptist (FSSW-Plus)	W, 10-4

2019 Shriners Hospital for Children Classic

March 1	vs. Texas A&M # (AT&T Sports Net)	L, 2-5
March 2	vs. Rice # (AT&T Sports Net)	L, 3-6
March 3	vs. Texas State # (AT&T Sports Net)	W, 5-4

March 8	Nebraska	6:35 p.m.
March 9	Nebraska	3:05 p.m.
March 10	Nebraska (FSSW-Plus)	12:05 p.m.
March 13	Abilene Christian	6:35 p.m.
March 15	Cal Poly	6:35 p.m.
March 16	Cal Poly	3:05 p.m.
March 17	Cal Poly (FSSW)	1:05 p.m.
March 19	at Sam Houston State	6:30 p.m.
March 22	West Virginia* (FCS/FSGO)	6:35 p.m.
March 23	West Virginia* (FSSW)	3:05 p.m.
March 24	West Virginia* (FSSW)	12:05 p.m.
March 26	Texas Southern	6:35 p.m.
March 27	Texas Southern	6:35 p.m.
March 29	at Kansas*	6:00 p.m.
March 30	at Kansas*	2:00 p.m.
March 31	at Kansas*	1:00 p.m.
April 2	at Dallas Baptist	6:30 p.m.
April 5	Texas* (ESPNU)	8:00 p.m.
April 6	Texas* (FSSW-Plus)	3:05 p.m.
April 7	Texas* (FCS/FSGO)	3:35 p.m.
April 9	at UT Arlington	6:30 p.m.
April 12	Oklahoma*	6:35 p.m.
April 13	Oklahoma*	3:05 p.m.
April 14	Oklahoma* (ESPNU)	3:00 p.m.
April 16	Sam Houston State (FSSW-Plus)	6:35 p.m.
April 18	at Texas Tech*	6:30 p.m.
April 19	at Texas Tech* (FS1)	6:30 p.m.
April 20	at Texas Tech*	2:00 p.m.
April 23	Stephen F. Austin	6:35 p.m.
April 26	at TCU*	6:30 p.m.
April 27	at TCU*	4:00 p.m.
April 28	at TCU*	1:00 p.m.
April 30	Lamar	6:35 p.m.
May 3	Kansas State* (FSSW-Plus)	6:35 p.m.
May 4	Kansas State* (FSSW)	3:05 p.m.
May 5	Kansas State* (FSSW-Plus)	12:05 p.m.
May 14	UT Arlington	6:35 p.m.
May 16	at Oklahoma State*	6:35 p.m.
May 17	at Oklahoma State*	6:35 p.m.
May 18	at Oklahoma State*	6:05 p.m.
Big 12 Championship (Chickasaw Bricktown Ballpark)		
May 22-26	TBA	TBA
NCAA Regionals		
May 31-June 3	TBA	TBA
NCAA Super Regionals		
June 7-10	TBA	TBA
NCAA College World Series		
June 14-26	TBA	TBA

*Big 12 Conference game #2019 Shriners Hospital for Children Classic (Houston, Texas, Minute Maid Park)

STORY LINES

- The No. 21 Bears return to Baylor Ballpark to host Nebraska in a three-game series beginning on Friday, March 8 at 6:35 p.m. Game two is set for Saturday, March 9 at 3:05 p.m. and the series finale will be at 12:05 on Sunday, March 10.
- This series was supposed to be played in Lincoln, Neb., but extremely cold temperatures and snow saw the two teams decide to move the series to Waco.
- Friday's game vs. Nebraska is the team's first since Sunday's come-from-behind, 5-4 victory over Texas State because Tuesday's scheduled contest vs. UT Arlington was moved to May 14 because of cold temperatures in Waco.

HOW TO WATCH AND STREAM

Game one and game two of the series will be streamed live for free on Facebook Live, visit Facebook.com/BaylorBaseball. Game three will be televised live on FSSW-Plus.

PROJECTED PITCHING MATCHUPS

Fri., March 8 • 6:35 p.m. CT • RHP Hayden Kettler vs. RHP Matt Waldron
 Sat., March 9 • 3:05 p.m. CT • LHP Paul Dickens vs. LHP Nate Fisher
 Sun., March 10 • 12:05 p.m. CT • TBA vs. LHP Connor Curry

LAST WEEKEND RECAP

The Bears went 1-2 last week at the Shriners College Classic. On Friday vs. Texas A&M, the Bears ran into the Aggies' ace Jon Doxakis, who shut down the Bears' offense through much of the day. However, the Bears still managed to bring the game-tying run to the plate in the ninth inning. Then on Saturday against Rice, the Bears also ran into a tough starting pitcher and only mustered six hits, tying a season-low hits total set the night before vs. A&M. On Sunday, the Bears proved they could fight back from a deficit and rallied to score two runs with two outs in the ninth inning to take the lead. Nick Loftin brought home the game-tying run and a double by Davis Wendzel brought home the go-ahead run. Closer Kyle Hill, who entered in the bottom of the eighth earned the win and put up the most important zero in the bottom of the ninth to close things out. Loftin led the way with a .417 batting average, while Davis Wendzel led the team with 3 RBI. Richard Cunningham was named to the Shriners College Classic All-Tournament team after batting .333 on the weekend with 1 home run, 1 triple, 2 doubles and 1 RBI. On the mound, Jimmy Winston was outstanding, throwing 4.2 innings over two appearances, allowing no runs on two hits with just 1 walk and 3 strikeouts. Fellow reliever Daniel Caruso also looked strong out of the pen, throwing 2.2 scoreless innings over two different appearances, allowing just 1 hit and 1 walk while striking out 4.

NEBRASKA

Former Big 12 foe Nebraska faces the Bears for the first time since it was a member of the Conference in 2011. That year the Bears visited Lincoln and took two out of three from the Huskers. The Bears the Friday game, 6-2, lost the Saturday contest 6-2 and took the rubber game, 2-0 to win the series. The last time the Huskers were in Waco was in 2010 and the Bears took 2-of-3 in that series, winning on Friday and Sunday. The 2019 Huskers come to Waco with a 4-6 record and are fresh off a split at the Frisco Classic, where they defeated then-No. 3 Texas Tech, 2-1 on Friday night before falling to Sam Houston State on Saturday, 11-10.

TEAM INFORMATION

BAYLOR (9-2, 0-0 Big 12)	
Ranking	25 - BA, 21- NCBWA, 21 - D1, 21- CB
Head Coach	Steve Rodriguez (Pepperdine, 2001)
Career Record	505-375* (16th season)
(*Note: Due to NCAA sanctions against the University, Pepperdine later vacated all wins and NCAA Tournament appearances in baseball between the 2008-11 seasons Rodriguez's adjusted record is 390-375.)	
BU Record	104-75
NEBRASKA (4-6, 0-0 Big 10)	
Ranking	NR - BA, NR - NCBWA, NR - D1, NR - CB
Head Coach	Darin Erstad
Career Record	239-175-1 (8th season)

POSSIBLE BU STARTERS

#	P	NAME	YR.	AVG	R	H	2B	3B	HR	RBI
8	C	Kyle Harper	RSo.	.345	4	10	2	0	1	6
37	1B	Chase Wehsener	RSo.	.282	9	11	0	0	0	6
14	2B	Josh Bissonette	Sr.	.343	8	12	3	1	1	7
2	SS	Nick Loftin	So.	.360	12	18	4	1	0	8
33	3B	Davis Wendzel	Jr.	.465	14	20	7	0	0	13
1	LF	Cole Haring	Sr.	.364	9	12	0	0	2	11
21	CF	Richard Cunningham	Sr.	.375	15	18	6	2	1	8
9	RF	Davion Downey	So.	.359	13	14	4	0	3	11
3	DH	Andy Thomas	Jr.	.100	0	1	0	0	0	2
#	P	NAME	YR	ERA	W-L	IP	SO	BB	B/AVG	
28	R	Hayden Kettler	Jr.	2.65	2-1	17.0	18	5	.183	
40	L	Paul Dickens	R-Jr.	4.85	1-0	13.0	16	5	.250	
		TBA								

UNIVERSITY

Location:	Waco, Texas
Chartered:	1845, by Republic of Texas
Enrollment:	17,217
Conference:	Big 12
Colors:	Green (PMS 560) & Gold (PMS 1235)
Nickname:	Bears
Mascots:	Joy and Lady (live Black Bears)
President:	Dr. Linda A. Livingstone
Faculty Representative:	Jeremy Counsellor
Director of Athletics:	Mack Rhoades
Sport Administrator:	Chad Jackson
Athletic Department Phone:	254.710.1234
Ticket Information Phone:	254.710.1000
Stadium (capacity):	Baylor Ballpark at Ferrell Field (5,000)
Largest Crowd:	5,911 (4/21/12 vs. Texas A&M)
Dimensions:	330-400-330
Press Box Phone:	254.754.5546

BASEBALL HISTORY

First Season:	1902
All-Time Record:	2,334-1,717-6 (.576)
All-Time Big 12 Record:	321-275 (.539)
Overall Postseason Record:	44-46 (.489)
NCAA Regional Appearances:	20
NCAA Super Regional Appearances:	4
CWS Appearances:	3 (1977, 1978, 2005)
Last NCAA Appearance:	2018 (Stanford Regional)
Conference Titles:	5 (1923, 1966, 2000, 2005, 2012)

2018 REVIEW

2018 Overall Record:	37-21
2018 Big 12 Record (Finish):	13-11 (5th)
2018 Final Rankings:	RV/NR/NR/NR
2018 Postseason:	Stanford Regional

2019 PREVIEW

Lettermen Returning/Lost:	20/8
Position Starters Returning/Lost:	10/0
Starting Pitchers Returning/Lost:	3/0
Newcomers:	11

COACHING STAFF

Head Coach:	Steve Rodriguez (Pepperdine, 2001)
Record at Baylor:	104-75 (4th season)
Career Record:	390-375 (16th season)
Assistant Coaches:	
	Jon Strauss (4th season; Long Beach State, 1996)
	Mike Taylor (4th season; Prairie View A&M, 1997)
	Ruben Noriega (4th season; Lindenwood, 2009)
Director of Operations:	Justin Grassi
Athletics Trainer:	Josh Ogden
Administrative Assistant:	Maggy Smith
Baseball Office Phone:	254.710.3029
Baseball Office Fax:	254.710.3008

ATHLETICS COMMUNICATIONS

Baseball Contact:	Rachel Caton
Office Phone:	254.710.3784
Cell Phone:	254-652-2061
E-mail:	Rachel.Caton@Baylor.edu
BAC Office:	1500 S. University Parks Dr. Waco, TX 76706

TEAM QUICK NOTES

IN THE NATIONAL RANKINGS

• The Bears boast the fourth-highest batting average in the nation (.334), the 19th-best scoring offense in the country with 8.5 runs per game and rank 25th with 130 total hits so far on the year. The Bears rank 12th with 2.55 doubles per game and 17th with 28 total doubles on the year. The team also ranks 24th nationally with 0.45 triples per game and the team's 5 triples are 14th-best. The Bears' on-base percentage of .419 is 17th-best in the nation, while the can do a lot of different things with the bat as the team's slugging percentage (.524) ranks eighth.

HOW THE BEARS STACK UP

• The Bears currently lead the Big 12 with a team batting average of .334 and are second in the conference in pitching with a team ERA of 2.22. Wendzel's batting average of .516 is tops in the conference (26th nationally) and Hayden Kettler's 17 strikeouts are 2nd-best in the conference, 32nd nationally.

GETTING BEANED

• The Bears have been hit 23 times this season, ranking 19th nationally in the category. Davion Downey has been hit eight times on the year, good for fourth nationally.

OFFENSE CLICKING EARLY

• The Bears mashed 83 runs in their first seven games of the season, the most in the first eight games in program history. The Bears have outscored their opponents, 83-22 overall. Impressively, three of the top five in the Big 12 in the hits-per-game category come from the Bears' roster, with Davis Wendzel tying for the conference lead with 1.82 hits per game, followed by Richard Cunningham and Nick Loftin tying for third with 1.64 hits per game.

WENZEL WITH QUITE THE START

• The junior third-baseman is on fire to start the season, leading the Big 12 and ranking 18th nationally with a .465 batting average. His 20 total hits are tied for first in the conference and rank 35th nationally. The San Clemente, Calif., native, bosts 7 total doubles on the year, good for tops in the conference and third-most nationally. His 0.64 doubles per game rank 16th. Wendzel leads the conference with a 0.554 on-base percentage and his six stolen bases are tied for third-most in the conference. The junior has hit safely in 10 of 11 games and had multi-hit performances in eight of 11 games.

WINSTON STARTING STRONG

• Out of the bullpen, redshirt sophomore reliever Jimmy Winston leads the team with six appearances. He has given up just one run in 11.2 innings, and he has currently thrown 7.2 scoreless innings over five games. He boasts a 0.77 ERA and has walked two and struck out nine.

FRIDAY GUY

• In the early-goings of the season, junior righthanded pitcher Hayden Kettler has stepped into the role of the "Friday guy" and he has looked the part early on this season. He tied his career-high with seven-complete innings pitched against Holy Cross, while striking out a then-career-high 8 batters. That career-high mark was broken this past weekend as he struck out a career-high 9 batters in six innings of work vs. Cornell. Kettler took his first loss of the season vs. Texas A&M and currently boasts a 2.65 ERA, 2-1 record has given up 5 runs over a team-high 17.0 innings pitched. He has struck out 18 and walked just five.

LOFTIN CRUISING

• Like Wendzel, Loftin has had multi-hit performances in eight of 11 games this season, including going 3-for-5 in Sunday's victory over Texas State. Over the weekend at the Shriners College Classic, Loftin led the team with a .417 batting average (5-for-12) with 2 doubles, 2 RBI and 2 runs scored.

GOING FOR EXTRA BASES

• The Bears have had at least one extra base hit in each game this season.

WINNING EARLY

• The Bears started the season 8-0 for the first time since 2017 and just the third time in program history (1984, 2017).

TOUGH TO K

• Redshirt freshman Kyle Harper is the second-toughest in the Big 12 to strike out, striking out once every 14.5 at bats. Sophomore Nick Loftin is the fourth-toughest in the conference, striking out once every 12.5 at bats.

INJURY BUG

• The Bears have been bit by the injury bug, with the Big 12 Preseason Pitcher of the Year selection Cody Bradford out for the season with Thoracic Outlet Syndrome. Preseason All-American catcher Shea Langelier is on the mend from a broken hamate bone.

OFFENSE AND PITCHING THRIVING

• The Bears have scored double-digit runs in five of 11 games this season, including four in a row for the first time since 2012 (April 14-18). *Baylor has at least nine hits in 9 of 11 games this season. The Bears pitching staff has punched out at least 10 batters in 10 of 11 games.

IN THE PRESEASON POLLS

The Bears were the preseason No. 2 pick in the Big 12 and earned two first place votes, collected 58 total points, behind No. 1 Texas Tech's 61 points. The second place selection in the preseason poll ties the highest in program history, first time since 2004 the Bears were picked second and fifth time in program history.

FAMILIAR FACES

• Baylor returns 20 letterwinners after losing eight from the 2018 squad, including Preseason All-Big 12 selections Cody Bradford, Shea Langeliers, Davis Wendzel and Nick Loftin. Baylor returns all nine position starters, plus the entire pitching rotation from 2018. On the mound the Bears return 95 percent of their starts (55 of 58) from 2018 and 73 percent of their wins.

STREAKS

• Senior infielder Josh Bissonette extended his on-base streak to 18 games going back to last season, while Shea Langeliers has a 16-game on-base streak in play.

CUNNINGHAM AT THE PLATE

• The senior was named to the Shriners College Classic All-Tournament team after batting .333 (4-for-12) with 2 doubles, 1 triple, 1 home run and 1 RBI over three games. He currently ranks second on the team with a .375 average, 8 RBI, 6 doubles and a team-leading 2 triples. The Austin, Texas, native was outstanding over the first weekend, leading the team with 8 hits. Cunningham first started out the weekend going 3-for-5 on opening day with two runs scored, over four seasons he is now 7-for-13 during home openers. Then in game two of the double header he was 5-for-5, a home run shy of hitting for the cycle. He finished the weekend 8-for-20 with 5 runs scored, 2 doubles, 1 triple and 4 RBIs.

LOTS OF FIRSTS

• Opening weekend saw a lot of firsts for the Bears. Newcomers Mack Mueller, Paul Dickens Ricky Martinez, William Gilbert, Chase Wehsener and Anderson Needham made their Baylor debuts. For Martinez, Wehsener, Gilbert and Needham made their collegiate debuts. Mueller and Dickens are junior college transfers. Wehsener collected his first-career hit on Saturday vs. Holy Cross, while Needham had a no-hitter going through 4.0 innings and struck out 6 batters.

• In the 17-0 victory over Cornell on Feb. 22, three more Bears made their collegiate debuts, as catcher Jake Walsh made an appearance, along with RHP Blake Helton and RHP Ryan Segner, who both pitched shutout innings.

• Redshirt sophomore Daniel Caruso was outstanding, earning the win in game three of the victory over Holy Cross on Saturday. He threw 2.0 scoreless innings in relief, holding the Crusaders to just 1 hit and 1 walk along with a career-high 3 strikeouts.

2018

• The Bears ended 2018 at the Stanford Regional, falling to No. 51 Stanford, 4-2. The Bears lost game one of the regional 6-2, running into a hot Cal State Fullerton and pitcher Colton Eastman. The Bears then bounced back and won the elimination game vs. Wright State, 11-5.

GOLDEN SPIKES

• Bradford and Langeliers were two of 55 and one of three from Big 12 named to USA Baseball's 2018 Golden Spikes Award Watch List (top amateur baseball player in country). For the first time in program history the Bears have had two players named to the watch list in the same season. Langeliers is one of 10 returners to the watch list from 2018.

STOPPER OF THE YEAR MOVING UP THE RANKS

• Hill was one of 75 and one of three from Big 12 named to NCBWA 2019 Stopper of the Year Preseason Watch List (top relief pitcher in NCAA DI baseball). For the third-straight year the Bears have a pitcher on the watch list after Troy Montemayor in 2017 and 2018. Hill currently ranks eighth in the record book with 111 career strikeouts in relief and he is three away from taking over the No. 7 spot.

BOBBY BRAGAN COLLEGIATE SLUGGER AWARD

• Cunningham and Andy Thomas were 2 of 30 players (2 of 6 from the Big 12) named to 2019 Bobby Bragan Collegiate Slugger Award Watch List (top DI slugger on field, in dugout and in the classroom from Texas, Oklahoma, Arkansas, Louisiana and New Mexico). Cunningham is the first student-athlete to be on the watch list for three-straight seasons.

CLOSING OUT HOT

• The Bears won 24 of the last 29 games of the 2018 season, en route to winning the program's first Big 12 Tournament title. The Bears then made their second-straight NCAA Regional berth. During that streak they won 13-straight games, including six-straight Big 12 games. During that stretch the Bears garnered its first sweep of TCU on April 20-22 since Feb. 18-20, 2000.

STEADY IMPROVEMENT

• The Bear are looking to take another jump in 2019 as they have steadily improved under fourth-year head coach Steve Rodriguez. In his first year in 2016, the Bears finished 24-29, 10-14 in the Big 12. In year two (2017), the Bears were 34-23, 12-12 in the Big 12 and advanced to the Houston Regional. In 2018, the Bears won the Big 12



STEVE RODRIGUEZ
HEAD COACH
16TH SEASON (4th Baylor)

THE RODRIGUEZ FILE**PERSONAL**

Hometown: Las Vegas, Nev.

Family: Wife, Kim; daughter, Julia, son, Nolan

EDUCATION

College: Pepperdine (2001) - B.S. Public Relations

Pepperdine (2003) - Master's Educational Technology

COACHING EXPERIENCE**Assistant Coach****Pepperdine, 2000-03**

• Helped team to 145-98 record, 88-32 mark in WCC

• 2001 WCC title

• 2 NCAA Tournament appearances (2001, 2003)

Head Coach**Pepperdine, 2004-2015**

• 401-300 (.572) record, 163-109 (.599) in WCC

• Second-winningest coach in program history

• 701 games coached are school record

• 2014 West Coast Conference Coach of the Year

• 2014 USA Baseball National Team Assistant Coach

• 2012 West Coast Conference Coach of the Year

• 8 NCAA Regionals (2004-08, 2012, 2014-15) -- Hosted first-ever Regional in 2006

• 1 NCAA Super Regional (2014) -- Program's first appearance

• 2 West Coast Conference tournament championships (2014-15)

• 3 West Coast Conference Championship Series titles (2004-06)

• 5 West Coast Conference regular season championships (2004-06, 2012, 2014)

Head Coach**Baylor, 2016-pres.**

• Fourth season, 99-73 overall record, 35-37 Big 12 record

• 2017 Big 12 Coach of the Year

• Led Baylor to first NCAA Regional since 2012 in 2017, 2018

• 1 Gold Glove selection

• 3 All-America selections

• 2 Freshman All-America selections

• 2 All-District selections

• Baylor's First Big 12 Pitcher of the Year

THE RODRIGUEZ WORKSHEET

YEAR	SCHOOL	OVERALL	CONF.
Year	Overall	Conference	NCAA
^2004	30-32	@19-11/1st	Regional
^2005	41-23	@21-9/1st	Regional
^2006	42-21	@15-6/T-1st	Regional
^2007	35-22	14-7/3rd	Regional
^2008*	38-21	14-6/2nd	Regional
^2009*	31-23	12-9/T-3rd	
^2010*	24-30	12-9/T-3rd	
^2011*	22-34	7-14/7th	
^2012	36-23	16-8/1st	Regional
^2013	27-24	13-11/5th	
^2014	43-18	#18-9/1st	Super Regional
^2015	32-29	#17-10/2nd	Regional
+2016	24-29	10-14/7th	
+2017	34-23	12-12/4th	Regional
+2018	37-21\$	13-11	Regional
+2019	9-2	0-0	
Totals*	505-375	198-146	10 appearances
Baylor	104-75	35-37	

+Baylor; *Pepperdine; @West Coast Conference Series Champion; #West Coast Conference Tournament Champion; \$ Big 12 Conference Tournament Champion

*Note: Due to NCAA sanctions against the University, Pepperdine later vacated all wins and NCAA Tournament appearances in baseball between the 2008-11 seasons. Pepperdine's adjusted overall NCAA records for each season are 0-19 (2008), 0-23 (2009), 0-30 (2010) and 0-34 (2011).

TEAM HONORS

No. 2 in Preseason Big 12 Coaches Poll

MISCELLANEOUS STATISTICS

Current Streak	Win 1
Current Home Streak	Win 8
Current Road/Neutral Streak	Win 1
Current Nonconference Streak	Win 1
Current Conference Streak	Win 6
Last Win	March 3, 2019 vs. Texas State, 5-4
Last Home Win	Feb. 24, 2019 vs. Cornell, 12-4
Last Away Win	May 19, 2018 at West Virginia, 6-2
Last Loss	June 3, 2018 at Stanford, 4-2
Last Home Loss	May 12, 2018 vs Oklahoma State, 11-6
Last Away Loss	June 3, 2018 at Stanford, 4-2

ROSTER BREAKDOWN**BY CLASS****Senior (6)**

Josh Bissonette, Richard Cunningham, Cole Haring, Kyle Hill, T.J. Raguse, Cole Weaver

Junior (11)

Luke Boyd, Cody Bradford, Paul Dickens, Logan Freeman, Hayden Kettler, Shea Langeliers, Ryan Leckich, Mack Mueller, Hunter Seay, Andy Thomas, Davis Wendzel

Sophomore (10)

Jacob Ashkinos, Ryan Bertelsman, Daniel Caruso, Collin Garrett, Jimmy Winston, Davion Downey, William Gilbert, Nick Loftin, Tyler Thomas, Chase Wehsener

Freshman (8)

Kyle Harper, Brooks Helmer, Blake Helmer, Ricky Martinez, Anderson Needham, Ryan Segner, Jake Walsh, Branson Wilson

BY HOME STATE**Texas (26)**

Jacob Ashkinos, Ryan Bertelsman, Cody Bradford, Richard Cunningham, Paul Dickens, Logan Freeman, Collin Garrett, William Gilbert, Cole Haring, Kyle Harper, Brooks Helmer, Blake Helton, Kyle Hill, Hayden Kettler, Shea Langeliers, Ryan Leckich, Nick Loftin, Mack Mueller, Anderson Needham, T.J. Raguse, Hunter Seay, Ryan Segner, Tyler Thomas, Jake Walsh, Branson Wilson, Jimmy Winston

California (8)

Josh Bissonette, Luke Boyd, Daniel Caruso, Andy Thomas, Ricky Martinez, Davis Wendzel, Cole Weaver, Chase Wehsener

Kentucky (1)

Davion Downey

COACHING DUTIES**3RD BASE**

Assistant Coach Mike Taylor

1ST BASE

Volunteer Assistant Coach Ruben Noriega

Tournament for the first time in program history and advanced to the NCAA postseason in the Stanford Regional for the second-straight season. The Bears were 37-21 and finished fifth in the Big 12 at 13-11.

BIG 12 TOURNAMENT CHAMPIONS

- The Bears won the Big 12 Tournament title in 2018 for the first time in program history, its first conference tournament title since 1993 (Southwest Conference) and its fourth overall (1977, 1978 (both SWC)). Baylor played in the Big 12 Championship title game for the first time since 2010 (No. 6 Baylor lost to No. 4 Texas A&M 5-3 in 10 innings). BU is now 1-6 all-time in Big 12 Championship title games and made it to the title game as a No. 5 seed in 2003 (lost to No. 3 Texas 10-8 in 10 innings). BU was the first No. 5 seed to play in the title game since Texas in 2015 (won). For head coach Steve Rodriguez, he won his sixth conference tournament title (five with Pepperdine in the West Coast Conference). The Bears defeated TCU 6-5 in 11 innings to earn the victory.
- Cody Bradford, Richard Cunningham, Shea Langeliers, Nick Loftin and Davis Wendzel were named to the 2018 Phillips 66 Big 12 Championship All-Tournament Team. BU's five selections were its most since having a program-record six in 2003. Cody Bradford and Shea Langeliers were named Co-Most Outstanding Players of the 2018 Phillips 66 Big 12 Championship, marking Baylor's first MOP winners in program history.

ACADEMIC SUCCESS

- So. LHP Cody Bradford and Jr. DH Richard Cunningham were named to the College Sports Information Directors of America (CoSIDA) Academic All-District Seven Team on May 10. The duo's recognition marked the first for Baylor since Logan Brown in 2015. Overall, Bradford and Cunningham are the program's 40th and 41st selections and gave BU multiple choices for the first time since 2013.
- Cunningham earned Third Team CoSIDA Google Cloud Academic All-America honors for the first time in his career in 2018 and gave Baylor an Academic All-America selection for the eighth time in the last 10 seasons. He was the first to garner the honor since Logan Brown in 2015. Overall, he was the program's 16th all-time selection and 12th different player to earn the award. The Austin, Texas, native graduated with a 3.83 GPA in finance and had a 3.89 GPA in his first year of graduate school in the business administration program. Cunningham was one of only two players in the Big 12 Conference represented on the three-team, 33-person list.

LANGELIERS AND HIS GOLDEN GLOVE

- Catcher Shea Langeliers is the second Gold Glove winner in program history, joining Logan Brown, who was recognized as an outfielder in 2014. The Keller, Texas, native was recognized as Division I's best defensive catcher in 2018 after allowing an average of only one stolen base every five games during the 2018 season. He caught 23 of 33 attempted base stealers in 50 games started behind the dish, including only one stolen base allowed in his last 21 games of 2018. Langeliers also was charged with only three passed balls, and his glove work limited Baylor pitchers to only 0.46 wild pitches per game while Langeliers was catching. He posted a .995 fielding percentage as a catcher, recording 387 putouts and 50 assists while committing only two errors. Langeliers started all 58 games for the Bears during his sophomore season, with eight of those starts coming at first base. He hit .252 with a team-best 11 home runs, while adding 18 doubles, two triples, 44 RBIs and 49 runs scored.

DRAFT SUCCESS

- In the 2018 Major League Baseball First-Year Player Draft, senior right-handed pitcher Troy Montemayor and then-sophomore third baseman Davis Wendzel were selected. Montemayor went to the St. Louis Cardinals in the 25th round with the 753rd overall pick, and Wendzel was drafted by the Boston Red Sox in the 37th round with the 1,120th overall selection. Wendzel chose to forgo his opportunity with the Red Sox to return for his junior season in Waco. With the picks, Baylor has had at least one player selected in 41 of 43 drafts since 1976. The Bears have had 140 total draft picks in program history, including two selections in each of the last two years.

BIG SHOES TO FILL IN THE BULLPEN

- The Bears may return 20 student-athletes in 2019, including all 9 position players plus the entire pitching rotation, but there are big shoes to fill in the back of the pen. The Bears lost All-American closer Troy Montemayor, who had 11 saves and a 2.39 ERA in 23 appearances in 2018, along with Drew Robertson who had a 1.88 ERA in 28 appearances all out of the pen (28.2 IP) and the do-it-all reliever Alex Phillips, who made 16 appearances in 2018, including three starts, eating up 45.0 innings and boasting a 2.40 ERA. The Bears will look to senior righty Kyle Hill to step up to the challenge in 2019, potentially taking over the closer role after boasting a 2.62 ERA and a 4-1 record with 1 save in 25 appearances (3 starts) over 55.0 innings in 2018.

TEAM USA

- Catcher Shea Langeliers was the first choice for the 2018 USA Baseball Collegiate National Team on April 11, marking BU's first USA player since 2008, eighth overall and ninth selection. Pitcher Cody Bradford also played with the team during the summer, but did not make the final roster.

HOME SWEET HOME

- The Bears have finished their home slate with a .500 record or better (19-7 in 2018) in all 20 seasons at Baylor Ballpark (since 1999) and look to do the same in 2019. The Bears are 437-199 all-time at the park.

CLEAN FIELDING

- Rodriguez has helped conduct Baylor top 10 fielding percentage seasons in each of his three seasons with the Bears. In 2016, the team tied for eighth all-time at BU with a .968 fielding percentage and topped it in 2017 with a third-best .972 mark. In 2018, the Bears had a fielding percentage of .971 which tied for fourth-best in program history.

2019 BAYLOR BASEBALL GAME NOTES
2019 NUMERICAL ROSTER

No.	Name	B/T	Pos.	Ht.	Wt.	Cl-Exp.	Hometown/Last School
1	Cole Haring	R/R	OF	5-10	185	SR-1L	Katy, Texas/Katy HS/McLennan CC
2	Nick Loftin	R/R	IF	6-1	180	SO-1L	Corpus Christi, Texas/W.B. Ray HS
3	Ryan Bertelsman	R/R	OF	6-0	195	R-SO-1L	Friendswood, Texas/Friendswood HS
8	Kyle Harper	R/R	C/1B/OF	6-0	190	R-FR-RS	Houston, Texas/Cypress Creek HS
9	Davion Downey	L/L	OF	6-0	200	SO-1L	Bowling Green, Ky./Warren East HS
10	Ryan Leckich	S/L	LHP	5-10	190	JR-2L	Port Neches, Texas/Neches Groves HS
11	Ricky Martinez	R/R	INF	6-0	190	FR-HS	Morgan Hill, Calif./St. Francis HS
12	Branson Wilson	R/R	RHP	6-3	190	FR-HS	Fort Worth, Texas/Southwest Christian HS
13	Hunter Seay	L/L	OF	6-0	180	R-SO-1L	Keller, Texas/Keller HS
14	Josh Bissonette	R/R	IF	6-0	185	SR-3L	Anaheim Hills, Calif./Orange Lutheran HS
15	Kyle Hill	R/R	RHP	5-11	195	SR-3L	Corpus Christi, Texas/Calallen HS
16	Tyler Thomas	L/L	LHP	6-1	170	SO-1L	Keller, Texas/Keller HS
18	Cody Bradford	L/L	LHP	6-3	195	JR-2L	Aledo, Texas/Aledo HS
20	T.J. Raguse	L/L	OF	6-1	205	SR-3L	Georgetown, Texas/Georgetown HS
21	Richard Cunningham	L/L	OF	5-10	195	SR-3L	Austin, Texas/Stephen F. Austin HS
22	Blake Helton	R/R	RHP	6-4	175	FR-HS	Austin, Texas/Lake Travis HS
23	Shea Langeliers	R/R	C/1B	6-0	190	JR-2L	Keller, Texas/Keller HS
24	Jimmy Winston	R/R	RHP	6-4	200	R-SO-1L	Houston, Texas/Lamar HS
25	Andy Thomas	L/R	C/1B	6-2	210	JR-2L	Murrieta, Calif./Murrieta HS
28	Hayden Kettler	R/R	RHP	6-2	190	JR-2L	Coppell, Texas/Coppell HS
29	Jake Walsh	R/R	C	6-3	175	FR-HS	Carrollton, Texas/Trinity Christian HS
30	Jacob Ashkinos	R/R	RHP	6-1	225	R-SO-1L	Aledo, Texas/Aledo HS/Cisco College
31	Daniel Caruso	L/R	RHP	6-0	160	R-SO-1L	Los Angeles, Calif./Loyola HS
33	Davis Wendzel	R/R	IF	6-0	205	JR-2L	San Clemente, Calif./Jsserra Catholic HS
34	Anderson Needham	R/R	RHP	6-4	190	FR-HS	Heath, Texas/Rockwall Heath HS
35	Brooks Helmer	R/R	RHP/1B	6-4	230	FR-HS	Rockwall, Texas/Rockwall HS
36	Ryan Segner	R/R	RHP	6-2	190	FR-HS	Fredricksburg, Texas/Fredricksburg HS
37	Chase Wehsener	R/L	1B	6-1	185	R-FR-RS	San Diego, Calif./Christian HS
40	Paul Dickens	L/L	LHP	6-5	225	R-JR-TR	Fort Worth, Texas/Home school/Navarro JC
41	Luke Boyd	R/R	RHP	6-2	180	JR-2L	Ojai, Calif./Nordhoff HS
44	Logan Freeman	R/R	RHP	6-1	215	JR-TR	Buffalo, Texas/Buffalo HS/McLennan CC
45	Cole Weaver	L/R	IF	5-10	170	SR-2L	Carlsbad, Calif./Santa Fe Christian HS/Saint John's
50	Mack Mueller	R/L	OF/1B	6-3	225	JR-TR	Abilene, Texas/Wiley HS/Cisco College
54	Collin Garrett	R/R	RHP	6-5	250	R-JR-1L	Montgomery, Texas/Montgomery HS
55	William Gilbert	R/R	RHP	6-6	220	R-SO-RS	Plano, Texas/Trinity Christian Academy

Head Coach: 5 Steve Rodriguez (Pepperdine, 2001; 4th Season)

Assistant Coaches: 4 Jon Strauss (Long Beach State, 1996; 4th Season)

6 Mike Taylor (Prairie View A&M, 1997; 4th Season)

27 Ruben Noriega (Lindenwood, 2009; 4th Season)

Director of Operations: Justin Grassi (FGCU, 2014; 1st Season)

Athletic Trainer: Josh Ogden (TCU, 2007; 6th Season)

GAMES 12-14 - NEBRASKA

BAYLOR IN THE RANKINGS

WEEK	BA	COACHES	D1	NCBWA	PG	CB
Preseason 16	18		15	16	12	21
Week 1	16	18	15	13	12	21
Week 2	16	18	15	12	12	14
Week 3	25	20	21	21	24	21

PRONUNCIATIONS

Jacob ASHKINOS	ASH-KEHN-OSE
Josh BISSONETTE	BISS-UN-ETT
Daniel CARUSO	CAH-ROO-SO
DAVION Downey	DAY-VEE-ON
Shea LANGELIERS	LANG-UH-LEERS
T.J. RAGUSE	RAG-GOOSE-EE
Hunter SEAY	SAY
Ryan SEGNER	SEG-NUR
Chase WEHSENER	WEZ-NURR
Davis WENDZEL	WHEN-ZELL

INDIVIDUAL SEASON HONORS

SHEA LANGELIERS

Golden Spikes Award Watch List
 Second Team Preseason All-American (D1Baseball.com,
 Perfect Game, Baseball America, Collegiate Baseball
 Third Team Preseason All-American (NCBWA)
 Preseason All-Big 12

CODY BRADFORD

Preseason Big 12 Pitcher of the Year
 Preseason All-Big 12
 Golden Spikes Award Preseason Watch List
 D1Baseball Second Team Preseason All-American
 Third Team Preseason All-American (Perfect Game, Collegiate
 Baseball)
 Dr. Gerald Lage Academic Achievement Award

DAVIS WENDZEL

Preseason All-Big 12

NICK LOFTIN

Preseason All-Big 12

KYLE HILL

Preseason Watch List Stopper of the Year Award

RICHARD CUNNINGHAM

Bobby Bragan Award Watch List
 Shriners College Classic Service Award
 All-Tournament Team Shriners Collegiate Classic

ANDY THOMAS

Bobby Bragan Award Watch List

STARTING LINEUP BY DEFENSIVE POSITION

DATE	OPPONENT	P	C	1B	2B	3B	SS	LF	CF	RF	DH
2/15	Holy Cross	Kettler	Langeliers	Mueller	Bissonette	Wendzel	Loftin	Haring	Cunningham	Downey	Weaver
2/16	Holy Cross	T. Thomas	Langeliers	Mueller	Bissonette	Wendzel	Loftin	Weaver	Cunningham	Downey	Raguse
2/16	Holy Cross	Bradford	Langeliers	Wehsener	Bissonette	Wendzel	Loftin	Haring	Cunningham	Downey	Bertelsman
2/17	Holy Cross	Needham	Langeliers	Wehsener	Bissonette	Wendzel	Loftin	Haring	Cunningham	Downey	Bertelsman
2/22	Cornell	Kettler	Harper	Wehsener	Bissonette	Wendzel	Loftin	Haring	Cunningham	Downey	Bertelsman
2/23	Cornell	T. Thomas	Harper	Wehsener	Bissonette	Wendzel	Loftin	Haring	Cunningham	Downey	Mueller
2/24	Cornell	Bradford	Harper	Wehsener	Bissonette	Wendzel	Loftin	Haring	Cunningham	Downey	Martinez
2/26	Dallas Baptist	Dickens	Harper	Wehsener	Bissonette	Wendzel	Loftin	Haring	Cunningham	Downey	A. Thomas
3/1	Texas A&M	Kettler	Harper	Wehsener	Bissonette	Wendzel	Loftin	Haring	Cunningham	Downey	A. Thomas
3/2	Rice	T. Thomas	A. Thomas	Wehsener	Bissonette	Wendzel	Loftin	Harper	Cunningham	Downey	Bertelsman
3/3	Texas State	Bradford	Harper	Wehsener	Bissonette	Wendzel	Loftin	Martinez	Cunningham	Downey	A. Thomas

HITTING STREAKS

Player	2019 Season High	Current
Davis Wendzel	9	1
Davion Downey	8	1
Josh Bissonette	7	-
Nick Loftin	6	2
Kyle Harper	6	-
Cole Haring	5	-
Chase Wehsener	4	-
Richard Cunningham	4	4
Ryan Bertelsman	3	3
Shea Langeliers	2	2
Ricky Martinez	1	-
Mack Mueller	1	-
Cole Weaver	1	1
Andy Thomas	1	1

STARTING LINEUP BY BATTING ORDER

DATE	OPPONENT	LEADOFF	2	3	4	5	6	7	8	9
2/15	Holy Cross	Cunningham	Loftin	Wendzel	Langeliers	Downey	Haring	Mueller	Bissonette	Weaver
2/16	Holy Cross	Cunningham	Loftin	Wendzel	Langeliers	Downey	Mueller	Raguse	Bissonette	Weaver
2/16	Holy Cross	Cunningham	Loftin	Wendzel	Langeliers	Downey	Bertelsman	Wehsener	Bissonette	Haring
2/17	Holy Cross	Cunningham	Loftin	Wendzel	Downey	Bertelsman	Haring	Wehsener	Bissonette	Harper
2/22	Cornell	Cunningham	Loftin	Wendzel	Downey	Haring	Bertelsman	Wehsener	Bissonette	Harper
2/23	Cornell	Cunningham	Loftin	Wendzel	Downey	Haring	Mueller	Wehsener	Bissonette	Harper
2/24	Cornell	Cunningham	Loftin	Wendzel	Downey	Haring	Wehsener	Martinez	Bissonette	Harper
2/26	Dallas Baptist	Cunningham	Loftin	Wendzel	Downey	Haring	Wehsener	A. Thomas	Bissonette	Harper
3/1	Texas A&M	Cunningham	Loftin	Wendzel	Downey	Haring	Wehsener	A. Thomas	Bissonette	Harper
3/2	Rice	Cunningham	Loftin	Wendzel	Downey	Wehsener	Bertelsman	A. Thomas	Bissonette	Harper
3/3	Texas State	Cunningham	Loftin	Wendzel	Downey	Wehsener	A. Thomas	Martinez	Bissonette	Harper

ON BASE STREAKS

Player	Longest	Current
Shea Langeliers	3	16
Josh Bissonette	11	18
Davis Wendzel	9	1
Davion Downey	8	2
Nick Loftin	7	2
Richard Cunningham	7	7
Kyle Harper	6	-
Cole Haring	5	-
Chase Wehsener	4	-
Ricky Martinez	3	-
Ryan Bertelsman	3	3
Cole Weaver	2	1
T.J. Raguse	1	-
Mack Mueller	1	-
Andy Thomas	1	1

MULTI-HIT GAMES

Player	2	3	4	5	Total
Nick Loftin	6	2	-	-	8
Davis Wendzel	6	2	-	-	8
Richard Cunningham	2	2	-	1	5
Josh Bissonette	4	-	-	-	4
Davion Downey	3	1	-	-	4
Cole Haring	3	1	-	-	4
Chase Wehsener	3	1	-	-	4
Kyle Harper	4	-	-	-	4
Shea Langeliers	1	-	-	-	1
Ricky Martinez	1	-	-	-	1
Ryan Bertelsman	-	1	-	-	1

MULTI-RBI GAMES

Player	2	3	4	5	Total
Davis Wendzel	3	1	-	-	4
Cole Haring	2	-	1	-	3
Davion Downey	3	-	-	-	3
Ryan Bertelsman	2	1	-	-	3
Nick Loftin	1	1	-	-	2
Kyle Harper	2	-	-	-	2
Richard Cunningham	2	-	-	-	2
Josh Bissonette	1	-	-	-	1
Chase Wehsener	-	-	-	1	1

2019 BAYLOR BASEBALL GAME NOTES LAST TIME A BAYLOR PLAYER...

Led off a game with a home run:.....	Richard Cunningham (vs. Texas State, March 3, 2019)
Hit an inside-the-park home run:.....	Chris Slater (vs. Texas Tech, March 19, 2011)
Hit a pinch-hit home run:.....	Mitch Price (at TCU, April 19, 2013)
Hit a grand slam:.....	Nick Loftin (vs. Kansas, March 24, 2018)
Hit a game-winning home run:.....	Ryan Bertelsman (vs. Holy Cross, Feb. 16, 2019)
Hit two home runs:.....	Davion Downey, Davis Wendzel (vs. DBU, Feb. 26, 2019)
Hit three home runs:.....	Aaron Dodson (at Texas Tech, April 9, 2017)
Homered from both sides of the plate:.....	Beamer Weems (at Kansas, April 15, 2007)
Homered in consecutive innings:.....	Chris Slater (vs. Oral Roberts; March 6, 2010) (5th-6th)
Homered in consecutive games:.....	Richard Cunningham (vs. OSU, May 11-12, 2018)
Homered in three straight games:.....	Josh Ludy (vs. KSU, vs. Oklahoma, vs. Oral Roberts, vs. UT Arlington; May 25 - June 2, 2012) (4)
Homered in both games of a doubleheader:.....	Aaron Miller (at Kansas, April 15, 2007)
Hit for the cycle:.....	Josh Ford (at Texas Tech, May 23, 2004)
Had a walk-off hit:.....	Shea Langeliers (RBI single in 11th vs. TCU, May 27, 2018)
Had a walk-off home run:.....	Ryan Bertelsman (vs. Holy Cross, Feb. 16, 2019)
Reached in six straight plate appearances (one game):.....	Davis Wendzel (vs. Cornell, Feb. 22, 2019) (6)
Reached in six or more straight plate appearances:.....	Davis Wendzel (vs. Cornell, Feb. 22, 2019) (6)
Reached safely in 30 or more consecutive games:.....	Davis Wendzel (March 10-May 13, 2018) (37)
Scored five or more runs in a game:.....	Darryn Sheppard (vs. Stony Brook, Feb. 27, 2016) (5)
Had eight or more consecutive hits:.....	Darryn Sheppard (Feb. 26-27, 2016) (8)
Had six or more hits in a game:.....	*Michael Griffin (at Arizona, Feb. 9, 2003) (6)
Had four or more RBI in a game:.....	Andy Thomas (vs. OSU, May 11, 2018) (4)
Had five or more RBI in a game:.....	Chase Wehsener (vs. Cornell, Feb. 22, 2019) (5)
Had six or more RBI in a game:.....	Aaron Dodson (at Texas Tech, April 9, 2017) (6)
Had seven or more RBI in a game:.....	Josh Ludy (at Kansas State, April 15, 2012) (7)
Had eight or more RBI in a game:.....	Richard Cunningham (vs. Stony Brook, Feb. 27, 2016) (8)
Hit three or more doubles in a game.....	Richard Cunningham (Feb. 28, 2017 vs. UAPB) (3)
Hit two or more triples in a game:.....	** Beamer Weems (vs. Texas Southern, March 20, 2007) (2)
Hit two extra-base hits in an inning:.....	Logan Vick (at UCLA, Feb. 24, 2012; 7th inn.) (2B, 2B)
Stole three bases in a game:.....	Logan Brown (vs. Texas, May 17, 2015, 61) (3)
Stole four bases in a game:.....	** Anthony Hensley (vs. Texas, April 21, 2000) (4)
Stole home:.....	Hayden Ross (vs. Texas A&M, March 8, 2015)
Walked three or more times in a game:.....	Davis Wendzel (vs. PVAMU, March 26, 2018) (3)
Walked four or more times in a game:.....	Andy Thomas (vs. PVAMU, March 26, 2018) (4)
Had 10 or more consecutive scoreless outings:.....	Jake Weghorst (April 4, 2006 through June 5, 2006) (18)
Had a scoreless streak of at least 20 innings:.....	Willie Kempf (May 18, 2010 through May 30, 2010) (20.1)
Had a scoreless streak of at least 25 innings:.....	Jake Weghorst (April 4, 2006 through Feb. 10, 2007) (28.0)
Had a streak of at least 20 innings without an earned run:.....	Logan Verrett (April 29, 2011 through May 25, 2011) (27.0)
Threw a nine-inning no-hitter:.....	Kyle Evans (vs. Iowa State, April 15, 2000)
Threw a nine-inning one-hitter:.....	Cody Bradford (vs. TCU, April 20, 2018)
Struck out four batters in an inning:.....	Brooks Pinckard (vs. Texas Tech, March 19, 2011)
Struck out 10 or more batters in a game:.....	Cody Bradford (vs. OU, May 23, 2018) (11)
Struck out 11 or more batters in a game:.....	Cody Bradford (vs. OU, May 23, 2018) (11)
Struck out 12 or more batters in a game:.....	Logan Verrett (vs. Louisiana Tech, March 11, 2011) (14)
Struck out 13 or more batters in a game:.....	Logan Verrett (vs. Louisiana Tech, March 11, 2011) (14)
Struck out 14 or more batters in a game:.....	Logan Verrett (vs. Louisiana Tech, March 11, 2011) (14)
Struck out eight or more batters in a game in relief:.....	Jacob Ashkinos (at DBU, March 20, 2018) (9)
Struck out 10 or more batters in a game in relief:.....	** Aaron Miller (vs. Missouri, April 11, 2009) (10)
Pitched a 9-inning complete game shutout:.....	Cody Bradford (vs. TCU, April 20, 2018)
Pitched back-to-back complete games:.....	Cody Bradford (vs. TCU, April 20, 2018) (at Kansas State, April 27, 2018) Jason Jennings (at Iowa State, May 14, 1999; vs. Missouri, May 19, 1999)
Pitched back-to-back complete game shutouts:.....	*Cody Bradford (vs. TCU, April 20, 2018) (at Kansas State, April 27, 2018)
Had an unassisted triple play:.....	Scott Morrison (at Rice, April 27, 1996)

* - school record
** - ties school record

GAMES 12-14 - NEBRASKA

LAST TIME A BAYLOR TEAM...

Had five or more doubles in an inning:.....	Feb. 24, 2012 (at UCLA, 7th inn.) (5)
Had seven or more doubles in a game:.....	April 27, 2018 (at KSU) (7)
Had 10 or more doubles in a game:.....	Feb. 24, 2012 (at UCLA) (10)
Had two or more triples in an inning:.....	April 14, 2012 (at UT Arlington, 10th inn.) (2)
Had three or more triples in a game:.....	March 24, 2018 (vs. Kansas) (3)
Had back-to-back home runs:.....	Feb. 26, 2019 (vs. DBU, 8th inn.) (Wendzel, Downey)
Hit two or more home runs in an inning:.....	Feb. 26, 2019 (vs. DBU) (2)
Hit three or more home runs in an inning:.....	April 5, 2009 (at Kansas, 7th inn.) (3)
Hit four or more home runs in an inning:.....	May 6, 2003 (vs. Centenary, 7th inn.) (4)
Hit three or more home runs in a game:.....	Feb. 22, 2019 (vs. Cornell) (3)
Hit four or more home runs in a game:.....	Feb. 26, 2019 (vs. DBU) (4)
Hit five or more home runs in a game:.....	April 27, 2018 (at KSU) (5)
Hit eight or more home runs in a game:.....	** April 5, 2009 (at Kansas) (8)
Homered in 10 consecutive games:.....	*April 5, 2009 - May 2, 2009 (18)
Scored 15 or more runs in a game:.....	Feb. 22, 2019 (vs. Cornell) (17)
Scored 20 or more runs in a game:.....	May 19, 2017 (vs. KSU) (21)
Scored 25 or more runs in a game:.....	April 23, 2008 (at Texas State) (25)
Scored 7 or more runs in an inning:.....	May 19, 2017 (vs. KSU, 5th inn.) (7)
Scored 8 or more runs in an inning:.....	April 18, 2018 (vs. UAPB, 2nd inn.) (8)
Scored 9 or more runs in an inning:.....	May 9, 2018 (vs. PVAMU, 2nd inn.) (9)
Scored 10 or more runs in an inning:.....	April 24, 2018 (at TXST, 7th inn.) (10)
Scored 12 or more runs in an inning:.....	March 25, 2007 (vs. Texas Tech, 4th inn.) (12)
Scored 13 or more runs in an inning:.....	* April 19, 1985 (vs. Houston, 2nd inn.) (14)
Overcame a deficit of four or more runs in a win:.....	Feb. 25, 2017 (vs. South Alabama) (4) (9-5, 10-9)
Overcame a deficit of five or more runs in a win:.....	Feb. 14, 2014 (at Arizona State) (5) (7-2, 9-7)
Overcame a deficit of six or more runs in a win:.....	April 9, 2017 (at Texas Tech) (6) (7-1, 10-9)
Overcame a deficit of seven or more runs in a win:.....	March 8, 2009 (vs. UAB) (7) (7-0, 11-8)
Overcame a deficit of eight or more runs in a win:.....	May 13, 2005 (vs. Texas A&M) (8) (8-0)
Overcame a deficit of nine or more runs in a win:.....	May 19, 2017 (vs. KSU) (9) (12-3, 21-13)
Overcame a deficit of three or more runs in the 9th to win at home:.....	May 21, 2010 (vs. Oklahoma State) (3) (5-2, 6-5)
Overcame a deficit of three or more runs in the 9th to win on the road:.....	April 9, 2017 (at Texas Tech) (5) (9-4, 10-9)
Walked 10 or more times in a game:.....	March 26, 2018 (vs. PVAMU) (12)
Walked 15 or more times in a game:.....	March 23, 1996 (vs. Texas Tech) (17)
Batted around in back-to-back innings:.....	April 9, 2013 (vs. UT Arlington, 6th-7th innings)
Batted around in three consecutive innings:.....	April 23, 2008 (at Texas State, 3rd-5th innings)
Had five or more consecutive hits:.....	March 26, 2016 (at Dallas Baptist, 3rd inning) (5)
Had six or more consecutive hits:.....	April 24, 2018 (at TXST, 7th inning) (6)
Had seven or more consecutive hits:.....	April 3, 2010 (at Missouri, 8th inning) (7)
Had seven or more consecutive batters reach base safely:.....	Feb. 20, 2016 (vs. Washington, 7th inning) (7)
Had eight or more consecutive batters reach base safely:.....	April 7, 2013 (vs. West Virginia, 2nd inning) (8)
Had nine or more consecutive batters reach base safely:.....	April 24, 2018 (at TXST, 7th inning) (10)
Had four or more consecutive extra-base hits:.....	March 12, 2005 (at Vanderbilt, 4th inn.) (4)
Had six or more extra-base hits in an inning:.....	Feb. 29, 2008 (vs. Illinois, 2nd inn.) (6)
Had 10 or more extra-base hits in a game:.....	Feb. 24, 2012 (at UCLA) (10)
Had all nine starters record multiple-hit games:.....	April 23, 2008 (at Texas State)
Had all nine starters hit safely in a game:.....	Feb. 22, 2019 (vs. Cornell)
Had all nine starters score a run in a game:.....	April 27, 2018 (at KSU)
Had all nine starters hit safely and score a run in a game:.....	April 27, 2018 (at KSU)
Had 10 or more batters hit safely in a game:.....	April 27, 2018 (at KSU) (12)
Had two players score five runs each in a game:.....	April 23, 2008 (at Texas State) (Brooks Kimmey & Jon Ringenberg)
Had four consecutive pinch hits:.....	April 7, 2010 (vs. Northwestern State, 8th inn.) (Andrew Cooley, Jake Miller, Wes Mercurio, Cal Towey)
Stole seven or more bases in a game without being caught:.....	Feb. 25, 2011 (at Georgia) (7)
Stole eight or more bases in a game:.....	May 16, 2006 (vs. Dallas Baptist) (8)
Stole nine or more bases in a game:.....	* Feb. 11, 1992 (vs. St. Mary's) (9)
Stole 15 or more consecutive bases without being caught:.....	Feb. 19 - Feb. 27, 2011 (17)
Was shut out:.....	April 7, 2018 (2-0 at UT)
Was shut out in consecutive games:.....	April 23-25, 2014 (2-0 at Texas State; 1-0 vs. Kansas)
Was shut out in three consecutive games:.....	March 13, 16, 17, 1990 (4-0 vs. Dallas Baptist; 14-0, 2-0 vs. Rice)
No-hit the opposition:.....	Feb. 15, 2004 (VanAllen/Carlson vs. Loyola Marymount) (7 inn., 1-0)
No-hit the opposition, nine innings:.....	April 15, 2000 (Kyle Evans vs. Iowa State) (4-0)
Was no-hit:.....	April 23, 1971 (by Texas Tech's Ruben Garcia) (8 inn.)
One-hit the opposition, nine innings:.....	April 20, 2018 (6-0 vs. TCU)
Shut out an opponent (7-inning game):.....	May 9, 2018 (13-0 vs. PVAMU)
Shut out an opponent (9-inning game):.....	Feb. 15, 2019 (vs. Holy Cross)
Shut out a top-10 opponent (9-inning game):.....	March 16, 2018 (2-0 vs. No. 8 Texas Tech)
Shut out a ranked opponent (9-inning game):.....	March 16, 2018 (2-0 vs. No. 8 Texas Tech)
Shut out two consecutive opponents:.....	Feb. 20 & 22, 2017 (vs. Nevada, at Texas State)
Turned a triple play:.....	May 1, 2015 (at Kansas, 4th inn.)
Hit into a triple play:.....	May 12, 2004 (vs. Texas State, 1st inn.)
Walked 15 or more batters:.....	* March 23, 1996 (vs. Texas Tech) (17)
Struck out 5 or more consecutive batters:.....	March 16, 2009 (vs. Texas A&M) (5)
Struck out 6 or more consecutive batters:.....	March 24, 2007 (vs. Texas Tech) (6)
Struck out 12 or more batters (9-inn):.....	Feb. 22, 2019 (vs. Cornell) (12)
Struck out 13 or more batters (9-inn):.....	April 10, 2018 (at SHSU) (13)
Struck out 14 or more batters (9-inn):.....	Feb. 16, 2019 (vs. Holy Cross) (14)
Struck out 15 or more batters (9-inn):.....	March 20, 2018 (at DBU) (15)
Struck out 16 or more batters (9-inn):.....	May 27, 2007 (vs. Oklahoma) (16)
Had consecutive starters with 10 or more strikeouts:.....	March 5-6, 2010 (vs. Oral Roberts) (Shawn Tolleson & Logan Verrett)
Swept a three-game series:.....	April 27-29, 2018 (at KSU)
Swept a four-game series:.....	March 10-13, 2011 (vs. Louisiana Tech)
Swept back-to-back three-game series:.....	2018 (vs. TCU, at KSU)
Swept three straight three-game series:.....	2012 (at Missouri, at Kansas State, Texas A&M)
Swept four or more three-game series:.....	2012 (vs. Texas Tech, vs. Kansas, vs. Oklahoma State, at Missouri, at Kansas State, Texas A&M)
Swept a three-game home series:.....	Feb. 22-25, 2019 (vs. Cornell)
Swept a three-game home Big 12 series:.....	April 20-22, 2018 (vs. TCU)
Swept a three-game road series:.....	April 27-29, 2018 (at KSU)
Swept a three-game road Big 12 series:.....	April 27-29, 2018 (at KSU)
Was swept in a three-game series:.....	April 6-8, 2018 (at UT)
Was swept in a three-game home series (non-split series):.....	April 15-16, 2016 (vs. Oklahoma State)
Was swept in a three-game home Big 12 series (non-split series):.....	April 15-16, 2016 (vs. OK State)
Was swept in a three-game road Big 12 series (non-split series):.....	April 6-8, 2018 (at UT)
Swept a conference home doubleheader:.....	April 11, 2009 (vs. Missouri)
Swept a conference road doubleheader:.....	April 3, 2010 (at Missouri)
Swept a non-conference home doubleheader:.....	Feb. 16, 2019 (vs. Holy Cross)
Swept a non-conference road doubleheader:.....	March 9, 2008 (at Mississippi State)

* - school record
** - ties school record

2019 SEASON STATISTICS

Record: 9-2 Home: 8-0 Away: 0-0 Neutral: 1-2 Big 12: 0-0

Player	avg	gp-gs	ab	r	h	2b	3b	hr	rbi	tb	slg%	bb	hp	so	gdp	ob%	sf	sh	sb-att	po	a	e	fld%	
33 Wendzel, Davis	.465	11-11	43	14	20	7	0	2	13	33	.767	7	4	7	0	.554	2	0	6-6	5	20	0	1.000	
21 Cunningham, Richard	.375	11-11	48	15	18	6	2	1	8	31	.646	4	2	10	0	.429	2	0	1-1	17	1	0	1.000	
3 Bertelsman, Ryan	.368	6-4	19	4	7	1	1	1	8	13	.684	0	0	4	0	.350	1	1	0-1	0	0	0	1.000	
1 Haring, Cole	.364	9-8	33	9	12	0	0	2	11	18	.545	3	1	5	0	.421	1	0	2-3	12	0	0	1.000	
2 Loftin, Nick	.360	11-11	50	12	18	4	1	0	8	24	.480	4	0	4	2	.400	1	0	4-4	19	21	2	.952	
9 Downey, Davion	.359	11-11	39	13	14	4	0	3	11	27	.692	5	8	10	1	.509	1	1	1-1	23	1	1	.960	
8 Harper, Kyle	.345	9-8	29	4	10	2	0	1	6	15	.517	0	2	2	1	.387	0	0	0-0	70	11	0	1.000	
14 Bissonette, Josh	.343	11-11	35	8	12	3	1	1	7	20	.571	7	2	4	2	.467	1	1	0-0	17	25	4	.913	
37 Wehsener, Chase	.282	11-9	39	9	11	0	0	0	6	11	.282	2	0	7	0	.317	0	1	0-0	71	3	0	1.000	
23 Langeliers, Shea	.231	3-3	13	2	3	0	0	0	1	3	.231	3	0	4	0	.375	0	0	0-0	31	4	0	1.000	

11 Martinez, Ricky	.200	6-2	10	0	2	1	0	0	1	3	.300	1	1	4	1	.333	0	0	0-0	2	0	0	1.000	
45 Weaver, Cole	.200	4-2	5	1	1	0	0	0	0	1	.200	0	2	1	0	.429	0	1	0-0	1	0	0	1.000	
50 Mueller, Mack	.111	5-3	9	2	1	0	0	1	2	4	.444	2	0	3	0	.250	1	0	0-0	10	1	1	.917	
25 Thomas, Andy	.100	4-4	10	0	1	0	0	0	2	1	.100	4	0	5	0	.333	1	0	0-0	14	0	0	1.000	
20 Raguse, T.J.	.000	3-1	3	0	0	0	0	0	0	0	.000	0	1	2	0	.250	0	0	0-1	0	0	0	.000	
13 Seay, Hunter	.000	3-0	3	0	0	0	0	0	0	0	.000	0	0	2	0	.000	0	0	0-0	0	0	0	.000	
29 Walsh, Jake	.000	1-0	1	0	0	0	0	0	0	0	.000	0	0	0	0	.000	0	0	0-0	1	0	0	1.000	
Totals	.334	11	389	93	130	28	5	12	84	204	.524	42	23	74	7	.419	11	5	14-17	297	93	9	.977	
Opponents	.198	11	354	37	70	13	4	6	30	109	.308	51	9	119	3	.313	1	3	7-10	278	91	15	.961	

LOB - Team (99), Opp (84). DPs turned - Team (8), Opp (7). IBB - Team (0), Opp (1).

(All games Sorted by Earned run avg)

Player	era	w-l	app	gs	cg	sho	sv	ip	h	r	er	bb	so	2b	3b	hr	b/avg	wp	hp	bks	sfa	sha		
24 Winston, Jimmy	0.77	0-0	6	0	0	0/1	0	11.2	9	1	1	2	9	3	0	1	.220	1	2	0	0	0		
28 Kettler, Hayden	2.65	2-1	3	3	0	0/2	0	17.0	11	5	5	5	18	0	0	2	.183	1	3	0	0	1		
40 Dickens, Paul	4.85	1-0	4	1	0	0/0	0	13.0	13	7	7	5	16	4	3	1	.250	2	0	0	0	0		

31 Caruso, Daniel	0.00	1-0	4	0	0	0/0	0	5.2	2	0	0	3	7	1	0	0	.105	0	0	0	0	0		
15 Hill, Kyle	0.00	2-0	5	0	0	0/0	1	5.1	1	0	0	3	8	0	0	0	.063	0	0	0	1	0		
30 Ashkinos, Jacob	0.00	0-0	1	0	0	0/0	0	1.0	0	0	0	0	0	0	0	0	.000	0	0	0	0	0		
55 Gilbert, William	0.00	0-0	1	0	0	0/1	0	1.0	1	0	0	0	2	0	0	0	.250	1	0	0	0	0		
2 Loftin, Nick	0.00	0-0	1	0	0	0/0	0	1.0	1	0	0	0	1	0	0	0	.250	0	0	0	0	0		
22 Helton, Blake	0.00	0-0	1	0	0	0/1	0	1.0	0	0	0	0	0	0	0	0	.000	0	0	0	0	0		
36 Segner, Ryan	0.00	0-0	1	0	0	0/1	0	1.0	0	0	0	0	1	0	0	0	.000	0	0	0	0	0		
10 Leckich, Ryan	1.08	2-0	5	0	0	0/1	0	8.1	6	1	1	1	8	1	0	0	.214	0	1	0	0	0		
41 Boyd, Luke	3.38	0-0	5	0	0	0/0	0	8.0	3	3	3	6	14	1	0	0	.115	0	0	0	0	0		
18 Bradford, Cody	4.91	0-0	3	3	0	0/0	0	7.1	6	6	4	4	9	0	1	1	.214	0	0	0	0	1		
34 Needham, Anderson	5.00	1-0	3	1	0	0/0	0	9.0	7	5	5	10	13	1	0	0	.226	5	0	0	0	1		
16 Thomas, Tyler	7.27	0-1	3	3	0	0/0	0	8.2	10	9	7	12	13	2	0	1	.278	1	3	0	0	0		
Totals	3.00	9-2	11	11	0	2/2	1	99.0	70	37	33	51	119	13	4	6	.198	11	9	0	1	3		
Opponents	7.96	2-9	11	11	0	0/0	1	92.2	130	93	82	42	74	28	5	12	.334	15	23	3	11	5		

PB - Team (3), Harper 3, Opp (3). SBA/ATT - Harper (4-5), Langeliers (3-4), Winston (3-4), Leckich (2-3), Dickens (1-2), Hill, K. (1-1).

2019 BOX SCORES

2019 Baylor Bears Baseball Holy Cross at Baylor Feb 15, 2019 at Waco, Texas (Baylor Ballpark)

Box score for Holy Cross 0 (0-1) vs Baylor 12 (1-0). Includes batting and pitching statistics for both teams.

2019 Baylor Bears Baseball Holy Cross at Baylor (Game 1) Feb 16, 2019 at Waco, Texas (Baylor Ballpark)

Box score for Holy Cross 5 (0-2) vs Baylor 8 (2-0). Includes batting and pitching statistics for both teams.

2019 Baylor Bears Baseball Holy Cross at Baylor (Game 2) Feb 16, 2019 at Waco, Texas (Baylor Ballpark)

Box score for Holy Cross 5 (0-3) vs Baylor 8 (3-0). Includes batting and pitching statistics for both teams.

Score by Innings for Holy Cross vs Baylor (Game 1). Holy Cross: 0, 0, 0, 0, 0, 0, 0, 0, 0, 0, 0, 0, 0. Baylor: 0, 0, 0, 0, 0, 0, 0, 0, 0, 0, 0, 0, 0.

Score by Innings for Holy Cross vs Baylor (Game 1). Holy Cross: 0, 1, 0, 0, 0, 0, 0, 0, 0, 0, 0, 0, 0. Baylor: 0, 0, 0, 0, 0, 2, 0, 0, 4, 8, 15, 2.

Score by Innings for Holy Cross vs Baylor (Game 2). Holy Cross: 0, 0, 0, 0, 0, 0, 0, 0, 0, 0, 0, 0, 0. Baylor: 0, 0, 2, 0, 1, 0, 3, 0, 8, 14, 4.

E - Dudunakis; Gionis; LOB - HC; Baylor: 12. 2B - Cunningham; HBP - Rinaldi; McCormick; Cunningham; R; Downey 2; Bissette; Weaver, C.; SH - Weaver, C.; SF - Mueller; Bissette; CS - Bissette; Bissette.

E - Dudunakis(1); Downey(1); Mueller(1); Bissette(1); DP - Baylor 1; LOB - HC 12; Baylor 15. 2B - Malger(1); Loftin(1); Downey(1); HR - Livingston(1); Bissette(1); HBP - Livingston; Malger; Downey; Raguse; Weaver, C.; SH - Bissette(1); SF - Gionis(1); Cunningham(R1); SB - Buck(1); Dudunakis(1); Wendell(1); CS - Rinaldi(1); Raguse.

E - Loftin(1); Downey(1); Bissette(2); LOB - HC 9; Baylor 13. 2B - Buck(1); Dudunakis(1); Blum(1); Cunningham(R 2); SB - Livingston(1); Cunningham(R1); HBP - Livingston; Bissette; SH - Gionis(1); SF - Wendell(1); Bertelesman(1); SB - Masel(1); Cunningham(R1); Loftin(2); Downey(1).

Pitching statistics for Holy Cross and Baylor in Game 1.

Pitching statistics for Holy Cross and Baylor in Game 1.

Pitching statistics for Holy Cross and Baylor in Game 2.

W - Ketter (1-0), Loss - Hedava (0-1), Save - None. WP - Clark; LOB: Gionis 6; HBP - Hedava (Bissette); by Ketter (McCormick); by Clark (Cunningham); by Clark (Rinaldi); by Ketter (Weaver, C.); by Ketter (Downey); by Ketter (McCormick); BK - Johnson, PB - Livingston.

W - Hill, K (1-0), Loss - McKenitt (0-1), Save - None. WP - Williams(1); HBP - by Thomas, T. (Livingston); by Dvorak (Raguse); by Dvorak (Wendell); by Dvorak (Weaver, C.); by Dawson (Downey).

W - Canuso (1-0), Loss - Johnson (0-1), Save - Hill, K (1). WP - Johnson(2); Dikens; HBP - by Johnson (Bissette); BK - Cronin.

Umpires - HP: David Wiley 1B; Kelly Nutt 2B; Doyle Sooter 3B; Will Thornwell Start: 6:35 pm Time: 3:18 Attendance: 2205 Weather: 80 degrees, partly cloudy Melhmann faced 3 batters in the 6th.

Umpires - HP: Kelly Nutt 1B; Doyle Sooter 2B; Will Thornwell 3B; David Wiley Start: 1:05 pm Time: 3:55 Attendance: 1869 Weather: 40 degrees, cloudy

Umpires - HP: Kelly Nutt 1B; Doyle Sooter 2B; Will Thornwell 3B; David Wiley Start: 5:45 pm Time: 3:40 Attendance: 1837 Weather: 40 degrees, cloudy

2019 Baylor Bears Baseball Holy Cross at Baylor Feb 17, 2019 at Waco, Texas (Baylor Ballpark)

Box score for Holy Cross 1 (0-4) vs Baylor 6 (4-0). Includes batting and pitching statistics for both teams.

2019 Baylor Bears Baseball Cornell at Baylor Feb 22, 2019 at Waco, Texas (Baylor Ballpark)

Box score for Cornell 0 (0-1) vs Baylor 17 (5-0). Includes batting and pitching statistics for both teams.

2019 Baylor Bears Baseball Holy Cross at Baylor Feb 23, 2019 at Waco, Texas (Baylor Ballpark)

Box score for Holy Cross 3 (0-2) vs Baylor 10 (6-0). Includes batting and pitching statistics for both teams.

Score by Innings for Holy Cross vs Baylor. Holy Cross: 0, 0, 0, 0, 0, 0, 0, 0, 0, 0, 0, 0, 0. Baylor: 0, 0, 2, 0, 0, 3, 1, 2, 6, 10, 0, 0.

Score by Innings for Cornell vs Baylor. Holy Cross: 0, 0, 0, 0, 0, 0, 0, 0, 0, 0, 0, 0, 0. Baylor: 0, 0, 6, 2, 3, 2, 1, 1, 17, 18, 0.

Score by Innings for Holy Cross vs Baylor. Holy Cross: 0, 1, 0, 0, 0, 0, 0, 0, 0, 0, 0, 0, 0. Baylor: 1, 5, 2, 1, 0, 0, 1, 1, 10, 13, 1.

E - Dudunakis(3); Spano(1); LOB - HC 7; Baylor 9. 2B - Wendell(2); Harper(1); HR - Downey(1); HBP - Harner; Harper. SH - Livingston(1); Downey(1); Bertelesman(1); SB - Harner(2); CS - Buck(1).

E - Simonet; Collins; DP - COR; Baylor 1; LOB - COR 5; Baylor 9. 2B - Bertelesman(1); Loftin(1); Bissette(1); HR - Mueller(1); Harner(1); Bissette(1); HBP - Simonet; Martinez, R.; Wendel, SB - Aponte; Wendell(2).

E - Simonet(2); Collins(2); Binnie(1); Loftin(2); LOB - COR 10; Baylor 8. 2B - Simonet(1); Garza(1); Cunningham(R 4); Wendell(2); Downey(3); Bissette(2); HBP - Arndt; Wendell; Downey; SF - Downey(1); Harner(1); SB - Loftin(2); Wendell(3).

Pitching statistics for Holy Cross and Baylor in Game 3.

Pitching statistics for Cornell and Baylor in Game 4.

Pitching statistics for Holy Cross and Baylor in Game 4.

W - Leckie (1-0), Loss - McGowan (0-1), Save - None. WP - McGowan 2; Needham; HBP - by McGowan (Harner); by McGowan (Harper); BK - McGowan, PB - Harper(1). Pitches/strikes: McGowan 55(61); Spano 19(10); Leckie 22(12); Needham 14(22); Harner 4(3); Boyd 22(13); Loftin 18(14).

W - Ketter (2-0), Loss - Urbon (0-1), Save - None. WP - Urbon; Winston(1); HBP - by Urbon (Wendell); by Ketter (Martinez, R.). Pitches/strikes: Urbon 70(9); Ketter 70(42); Collins 32(14); Arndt 22(11); Ketter 90(58); Winston 12(7); Helton 10(6); Seigler 16(9).

W - Dikens (1-0), Loss - Nattel (0-1), Save - None. WP - Wyatt; Davis; Thomas, T.(1); HBP - by Wyatt (Downey); by Thomas, T. (Arndt); by Davis (Wendell). Pitches/strikes: Nattel 46(28); Wyatt 84(49); Davis 20(9); Lillios 5(2); Thomas, T. (7); Dikens 5(13); Boyd 12(10); Canuso 14(7).

Umpires - HP: Will Thornwell 1B; David Wiley 2B; Kelly Nutt 3B; Doyle Sooter Start: 12:05 pm Time: 2:45 Attendance: 1578 Weather: 45 degrees

Umpires - HP: Darin Stevens 1B; Wes Hamilton 2B; Marc Lewis 3B; Jason Millspaugh Start: 6:35 pm Time: 2:59 Attendance: 1680 Weather: 52 degrees, cloudy

Umpires - HP: Kelly Nutt 1B; Doyle Sooter 2B; Will Thornwell 3B; David Wiley Start: 7:45 pm Time: 2:24 Attendance: 7296 Weather: 68, roof closed

2019 Baylor Bears Baseball Cornell at Baylor Feb 24, 2019 at Waco, Texas (Baylor Ballpark)

Box score for Cornell 4 (0-3) vs Baylor 12 (7-0). Includes batting and pitching statistics for both teams.

2019 Baylor Bears Baseball Dallas Baptist at Baylor Feb 26, 2019 at Waco, Texas (Baylor Ballpark)

Box score for Dallas Baptist 4 (5-3) vs Baylor 10 (8-0). Includes batting and pitching statistics for both teams.

The Automated ScoreBook #18 Baylor vs Texas A&M Mar 01, 2019 at Houston, Texas (Minute Maid Park)

Box score for Baylor 2 (8-1) vs Texas A&M 5 (9-2). Includes batting and pitching statistics for both teams.

Score by Innings for Cornell vs Baylor. Cornell: 0, 0, 0, 0, 0, 0, 0, 0, 0, 0, 0, 0, 0. Baylor: 2, 0, 0, 0, 0, 0, 2, 0, 10, 14, 1.

Score by Innings for Dallas Baptist vs Baylor. Dallas Baptist: 0, 0, 0, 0, 0, 0, 0, 0, 0, 0, 0, 0, 0. Baylor: 2, 0, 0, 0, 2, 1, 5, 10, 14, 1.

Score by Innings for Baylor vs Texas A&M. Baylor: 1, 0, 0, 0, 0, 0, 0, 0, 1, 2, 6, 1. Texas A&M: 1, 0, 0, 4, 0, 0, 0, 0, 5, 5, 0.

E - Arndt(1); Flenatt(1); DP - Baylor 2; LOB - COR 7; Baylor 11. 2B - Simonet(2); Garza(2); Loftin(2); Wendell(2); Downey(4); Martinez, R.(1); Harper(2); HBP - Simonet(1); Harner(1); HBP - Harner; Harner; Downey; Harper. SF - Cunningham(R 2); SB - Garza(1); Collins(1); Wendell(2)(4).

E - Ball(1); Dikens(1); DP - DBU 2; Baylor 2; LOB - DBU 7; Baylor 7. 2B - Jones(3); Ball(2); SB - Sandmann(1); HR - Wendell(2)(2); Downey(2)(3); HBP - Downey 2; SF - Thomas, A.; CS - Harner(1).

E - Bissette(4); DP - Apples 2; LOB - Bears 3; Apples 5; 2B - Cunningham(R1); SHEWMAKE(1); HR - BLUM(2); SHEWMAKE(1); HBP - Cunningham(R); FOSTER, SH - BLAKE(1); SF - Wendell(2); SB - Wendell(6); FOSTER(1).

Pitching statistics for Cornell and Baylor in Game 5.

Pitching statistics for Dallas Baptist and Baylor in Game 6.

Pitching statistics for Baylor and Texas A&M in Game 7.

W - Arndt (1-0), Loss - Ketchy (0-1), Save - None. WP - Ketchy(1); Carraway(1); HBP - by Downey (Downey); by Bayless (Downey); HBP - Isert(2). Pitches/strikes: Trehan 34(48); Downey 45(27); Ketchy 30(16); Bayless 30(16); Carraway 18(10); Hines 16(9); Seinaro 7(3); Dikens 50(35); Winston 14(10); Leckie 29(16); Boyd 37(22); Hill, K. 17(10).

Umpires - HP: Jerry Johnson 1B; David Wiley 2B; Jett Mott 3B; Scott Johnston Start: 6:35 pm Time: 3:32 Attendance: 1388 Weather: 56 degrees, cloudy

Umpires - HP: Ken Langford 1B; Chris Burkett 2B; Chris Symons 3B; Chuck Busse Start: 7:41 pm Time: 2:24 Attendance: 7296 Weather: 68, roof closed

2019 Baylor Bears Baseball
Rice vs Baylor
Mar 02, 2019 at Houston, Texas (Minute Maid Park)

2019 Baylor Bears Baseball
#12 Baylor vs Texas State
Mar 03, 2019 at Houston, Texas (Minute Maid Park)

Rice 6 (4-7)										Baylor 3 (8-2)									
Player	ab	r	h	rti	bb	so	po	a	lob	Player	ab	r	h	rti	bb	so	po	a	lob
Tre Cruz ss	4	0	1	1	1	0	1	2		Cunningham, Richard cf	4	1	1	0	1	1	1	1	0
Bradley Gnetting rf	4	0	2	1	1	1	4	0	0	Loflin, Nick ss	3	0	2	1	0	0	2	2	0
Braden Comeaux 3b	5	1	2	0	0	0	1	1	1	Wendzel, Davis 3b	4	0	0	0	0	3	1	3	0
Justin Collins c	3	1	0	0	2	2	12	0	0	Downey, Davion rf	3	1	0	0	1	2	2	0	1
Andre' Dunlap lf	3	1	1	2	1	2	1	0	0	Wehseiner, Chase 1b	4	1	1	0	0	1	3	1	1
Dominic DiCaprio 1b	4	0	1	1	1	6	0	3		Beretsman, Ryan dh	4	0	1	2	0	2	0	0	0
Rodrigo Duluc dh	3	2	1	1	2	0	0	1		Thomas, Andy c	4	0	0	0	0	2	14	0	1
Cade Edwards 2b	4	1	1	0	0	0	1	1	0	Bissonette, Josh 2b	3	0	1	0	0	0	2	3	0
Aaron Beauclair cf	3	0	0	0	1	3	2	0	0	Harper, Kyle lf	3	0	0	0	0	1	1	1	1
Evan Kravetz p	0	0	0	0	0	0	0	0	0	Thomas, Tyler p	0	0	0	0	0	0	0	0	0
Kendal Jefferies p	0	0	0	0	0	0	0	0	0	Dickens, Paul p	0	0	0	0	0	0	1	0	
Totals	33	6	9	6	8	12	27	4	9	Leckich, Ryan p	0	0	0	0	0	0	0	0	0
										Boyd, Luke p	0	0	0	0	0	0	0	0	0
										Totals	32	3	6	3	1	12	27	12	4

Score by Innings

	1	2	3	4	5	6	7	8	9	R	H	E
Rice	0	2	1	2	0	0	0	1	0	6	9	0
Baylor	0	0	0	3	0	0	0	0	0	3	6	0

LOB - RICE 9; BAYLOR 4. 2B - Gnetting(2); Comeaux(4); Loflin(3); Bissonette(3). 3B - Edwards(1); Cunningham,R(2); Beresman(1). HR - A.Dunlap(2); Duluc(2). HBP - A.Dunlap. SF - Loflin(1). SB - Loflin(4). CS - Loflin(1).

Rice										Baylor									
Player	ip	h	r	er	bb	so	ab	bf	np	Player	ip	h	r	er	bb	so	ab	bf	np
Evan Kravetz	6.2	5	3	3	1	9	24	26	99	Thomas, Tyler	2.0	2	3	3	4	2	8	12	56
Kendal Jefferies	2.1	1	0	0	0	3	8	8	34	Dickens, Paul	3.0	5	2	1	5	12	13	59	
										Leckich, Ryan	2.0	1	0	0	0	3	7	8	31
										Boyd, Luke	2.0	1	1	1	3	2	6	9	29

Win - Kravetz (1-1). Loss - Thomas, T. (0-1). Save - Jefferies (1). WP - Dickens(2). HBP - by Leckich (A.Dunlap). Pitches/Strikes: Kravetz 99/66; Jefferies 24/19; Thomas, T. 56/26; Dickens 59/39; Leckich 31/19; Boyd 29/15.

Umpires - HP: Chris Symons 1B: Ken Langford 2B: Chris Booker 3B: Eric Goshay
Start: 3:00 pm Time: 2:52 Attendance:
Weather: 72 degrees
Thomas, T. faced 2 batters in the 3rd.

Baylor 5 (9-2)										Texas State 4 (7-4)									
Player	ab	r	h	rti	bb	so	po	a	lob	Player	ab	r	h	rti	bb	so	po	a	lob
Cunningham, Richard cf	5	2	2	1	0	2	1	0	0	Shuffield, Dalton ss	4	0	0	0	0	1	3	2	1
Loflin, Nick ss	5	2	3	1	0	0	1	3	1	Williams, Jason 2b	3	1	0	0	1	2	2	4	0
Wendzel, Davis 3b	5	1	2	1	0	1	1	2	0	Hubbard, Jaylen 3b	3	1	3	1	1	0	2	4	0
Downey, Davion rf	5	0	1	1	0	1	2	0	1	Faison, Wesley dh	2	0	0	0	0	1	0	0	1
Wehseiner, Chase 1b	3	0	0	0	0	1	9	0	0	Benton, Trevon ph/dh	2	0	0	0	0	1	0	0	0
Thomas, Andy dh	2	0	1	1	2	0	0	0	0	Valetine, Skyler rf/d	4	1	3	1	0	0	1	0	0
Martinez, Ricky lf	3	0	0	0	0	1	0	0	3	Evans, Chase rf	4	0	0	0	0	1	0	0	3
Rague, T.J. ph	1	0	0	0	0	1	0	0	3	Newman, Ryan 1b	3	1	0	0	1	0	10	0	0
Musler, Mack lf	0	0	0	0	0	1	0	0	0	Almendarez, Jacob cf	1	0	0	0	0	1	0	0	0
Bissonette, Josh 2b	3	0	0	1	0	4	1	0	0	Hollis, Will ph/lf	2	0	0	0	1	2	1	0	0
Harper, Kyle c	4	0	0	0	0	0	8	2	0	Rodriguez, Felipe c	2	0	0	0	1	1	7	0	0
Bradford, Cudy p	0	0	0	0	0	0	0	0	0	Coffey, Cole ph	1	0	0	0	1	0	0	0	0
Needham, Anderson p	0	0	0	0	0	0	0	0	0	Reich, Connor p	0	0	0	0	0	0	1	0	0
Winston, Jimmy p	0	0	0	0	0	0	0	0	0	Theriot, Brayden p	0	0	0	0	0	0	0	0	0
Ashkinos, Jacob p	0	0	0	0	0	0	0	0	0	Lewis, Brandon p	0	0	0	0	0	0	0	0	0
Caruso, Daniel p	0	0	0	0	0	0	0	0	0	Bradford, Kyle p	0	0	0	0	0	0	0	0	0
Hill, Kyle p	0	0	0	0	0	0	0	0	0	Hebert, Brent p	0	0	0	0	0	0	0	0	0
Totals	36	5	9	5	3	7	27	8	8	Pagano, Anthony p	0	0	0	0	0	0	0	0	0
										Totals	31	4	6	2	5	10	27	11	5

Score by Innings

	1	2	3	4	5	6	7	8	9	R	H	E
Baylor	2	0	0	0	1	0	0	2	0	5	9	0
Texas State	2	0	0	0	0	0	0	0	0	4	6	1

E - J. Hubbard(3). DP - Baylor 3; Texas State 1. LOB - Baylor 8; Texas State 5. 2B - Cunningham,R(6); Loflin(4); Wendzel(7). 3B - J. Hubbard(2). HR - Cunningham,R(1). SH - Wehseiner(1).

Baylor										Texas State									
Player	ip	h	r	er	bb	so	ab	bf	np	Player	ip	h	r	er	bb	so	ab	bf	np
Bradford, Cudy	3.0	3	2	1	4	12	13	65	Reich, Connor	6.0	4	3	2	5	22	26	90		
Needham, Anderson	0.1	1	2	2	3	1	2	5	24	Theriot, Brayden	1.1	1	0	0	0	0	5	5	12
Winston, Jimmy	1.2	1	0	0	0	4	4	15	Lewis, Brandon	0.1	1	0	0	1	0	2	3	11	
Ashkinos, Jacob	1.0	0	0	0	0	3	3	10	Bradford, Kyle	0.1	0	0	0	1	1	1	6		
Caruso, Daniel	1.2	1	0	0	1	3	6	32	Hebert, Brent	0.2	3	2	2	0	5	5	22		
Hill, Kyle	1.1	0	0	0	2	4	4	17	Pagano, Anthony	0.1	0	0	0	1	1	1	7		

Win - Hill, K. (2-0). Loss - B. Hebert (1-1). Save - None. WP - Needham 4(5). PB - Harper(3). Pitches/Strikes: Bradford 55/35; Needham 24/7; Winston 15/10; Ashkinos 10/4; Caruso 32/22; Hill, K. 17/11; C. Reich 90/60; B. Theriot 12/9; B. Lewis 11/6; K. Bradford 6/3; B. Hebert 22/14; A. Pagano 7/4.

Umpires - HP: Chris Booker 1B: Chris Symons 2B: James Ainsworth 3B: Darin Heare
Start: 3:05 AM Time: 3:12 Attendance:
Weather: Minute Maid Park roof closed

SEASON RESULTS

Date	Opponent	Score	Inns	Overall	Big 12	Pitcher of record	Attend	Time
Feb 15, 2019	HOLY CROSS	w 12-0	9	1-0-0	0-0-0	Kettler (W 1-0)	2205	3:18
Feb 16, 2019	HOLY CROSS-1	w 8-5	(10)	2-0-0	0-0-0	Hill, K. (W 1-0)	1869	3:55
Feb 16, 2019	HOLY CROSS-2	w 8-5	9	3-0-0	0-0-0	Caruso (W 1-0)	1837	3:40
Feb 17, 2019	HOLY CROSS	w 6-1	9	4-0-0	0-0-0	Leckich (W 1-0)	1578	2:45
Feb 22, 2019	CORNELL	w 17-0	9	5-0-0	0-0-0	Kettler (W 2-0)	1680	2:59
Feb 23, 2019	CORNELL	w 10-3	9	6-0-0	0-0-0	Dickens (W 1-0)	1878	3:07
Feb 24, 2019	CORNELL	w 12-4	9	7-0-0	0-0-0	Needham (W 1-0)	1300	3:14
Feb 26, 2019	DALLAS BAPTIST	w 10-4	9	8-0-0	0-0-0	Leckich (W 2-0)	1388	3:32
Mar 01, 2019	vs Texas A&M	L 2-5	9	8-1-0	0-0-0	Kettler (L 2-1)	7296	2:24
Mar 02, 2019	vs Rice	L 3-6	9	8-2-0	0-0-0	Thomas, T. (L 0-1)	0	2:52
Mar 03, 2019	vs Texas State	w 5-4	9	9-2-0	0-0-0	Hill, K. (W 2-0)	0	3:12

() extra inning game

BAYLOR GAME-BY-GAME**Batting (All games)**

Date	Opponent	ab	r	h	rbi	2b	3b	hr	tb	bb	ibb	sb	cs	hbp	sac	sf	gdp	k	po	a	e	lob	avg
Feb 15	HOLY CROSS	30	12	9	6	2	0	0	11	10	0	0	1	5	1	2	0	5	27	4	0	12	.300
Feb 16	HOLY CROSS	42	8	15	7	2	0	1	20	4	0	1	1	4	1	1	0	9	30	15	2	15	.333
Feb 16	HOLY CROSS	36	8	14	8	2	1	0	18	6	0	4	0	1	0	2	0	7	27	4	4	13	.352
Feb 17	HOLY CROSS	33	6	10	6	3	0	1	16	2	0	2	0	2	2	0	0	3	27	13	0	9	.340
Feb 22	CORNELL	40	17	18	16	1	2	3	32	8	0	1	0	2	0	0	2	3	27	5	0	9	.365
Feb 23	CORNELL	36	10	13	9	6	0	0	19	2	0	2	0	2	0	2	0	5	27	5	1	8	.364
Feb 24	CORNELL	40	12	16	12	6	0	2	28	2	0	2	0	4	0	1	0	2	27	10	0	11	.370
Feb 26	DALLAS BAPTIST	34	10	14	10	0	0	4	26	4	0	0	1	2	0	1	2	6	27	8	1	7	.375
Mar 01	vs Texas A&M	30	2	6	2	1	0	0	7	0	0	1	0	1	0	1	2	15	24	9	1	3	.358
Mar 02	vs Rice	32	3	6	3	2	2	0	12	1	0	1	0	0	0	1	0	12	27	12	0	4	.343
Mar 03	vs Texas State	36	5	9	5	3	0	1	15	3	0	0	0	0	1	0	1	7	27	8	0	8	.334
Totals		389	93	130	84	28	5	12	204	42	0	14	3	23	5	11	7	74	297	93	9	99	.334

2019 Baylor Bears Baseball**Team Game-by-Game for Baylor (as of Mar 04, 2019)****Pitching (All games)**

Date	Opponent	ip	h	r	er	bb	so	2b	3b	hr	wp	bk	hbp	dp	ibb	score	w-l	sv	era
Feb 15	HOLY CROSS	9.0	5	0	0	1	11	0	0	0	1	0	2	0	0	12-0	1-0	0	0.00
Feb 16	HOLY CROSS	10.0	9	5	4	7	14	1	0	1	0	0	2	1	0	8-5	2-0	0	1.89
Feb 16	HOLY CROSS	9.0	7	5	3	5	11	3	1	0	1	0	0	0	0	8-5	3-0	1	2.25
Feb 17	HOLY CROSS	9.0	4	1	1	5	11	0	0	0	1	0	0	0	0	6-1	4-0	1	1.95
Feb 22	CORNELL	9.0	4	0	0	1	11	0	0	0	1	0	1	1	1	17-0	5-0	1	1.57
Feb 23	CORNELL	9.0	5	3	2	7	11	2	0	0	1	0	1	0	0	10-3	6-0	1	1.64
Feb 24	CORNELL	9.0	7	4	4	5	12	2	0	1	0	0	1	2	0	12-4	7-0	1	1.97
Feb 26	DALLAS BAPTIST	9.0	9	4	4	3	11	2	1	0	0	0	0	2	0	10-4	8-0	1	2.22
Mar 01	vs Texas A&M	8.0	5	5	5	4	5	1	0	2	1	0	1	0	0	2-5	8-1	1	2.56
Mar 02	vs Rice	9.0	9	6	6	8	12	2	1	2	1	0	1	0	1	3-6	8-2	1	2.90
Mar 03	vs Texas State	9.0	6	4	4	5	10	0	1	0	4	0	0	2	0	5-4	9-2	1	3.00
Totals		99.0	70	37	33	51	119	13	4	6	11	0	9	8	1	93-37	9-2	1	3.00

TEAM GAME HIGHS

TEAM GAME HIGHS

Batting

At bats:	42	-	vs Holy Cross (Feb 16, 2019)
Runs scored:	17	-	vs Cornell (Feb 22, 2019)
Hits:	18	-	vs Cornell (Feb 22, 2019)
RBI's:	16	-	vs Cornell (Feb 22, 2019)
Doubles:	6	-	vs Cornell (Feb 23, 2019)
	6	-	vs Cornell (Feb 24, 2019)
Triples:	2	-	vs Cornell (Feb 22, 2019)
	2	-	vs Rice (Mar 02, 2019 at Houston, Texas)
Home runs:	4	-	vs Dallas Baptist (Feb 26, 2019)
Total bases:	32	-	vs Cornell (Feb 22, 2019)
Walks:	10	-	vs Holy Cross (Feb 15, 2019)
Strikeouts:	15	-	vs Texas A&M (Mar 01, 2019 at Houston, Texas)
Sac hits:	2	-	vs Holy Cross (Feb 17, 2019)
Sac flies:	2	-	vs Holy Cross (Feb 15, 2019)
	2	-	vs Holy Cross (Feb 16, 2019)
	2	-	vs Cornell (Feb 23, 2019)
Stolen bases:	4	-	vs Holy Cross (Feb 16, 2019)
Hit by pitch:	5	-	vs Holy Cross (Feb 15, 2019)
Caught stealing:	1	-	vs Holy Cross (Feb 15, 2019)
	1	-	vs Holy Cross (Feb 16, 2019)
	1	-	vs Dallas Baptist (Feb 26, 2019)
Runners LOB:	15	-	vs Holy Cross (Feb 16, 2019)
Hit into DP:	2	-	vs Cornell (Feb 22, 2019)
	2	-	vs Dallas Baptist (Feb 26, 2019)
	2	-	vs Texas A&M (Mar 01, 2019 at Houston, Texas)

Fielding

Putouts:	30	-	vs Holy Cross (Feb 16, 2019)
Assists:	15	-	vs Holy Cross (Feb 16, 2019)
Errors:	4	-	vs Holy Cross (Feb 16, 2019)
Passed balls:	1	-	vs Holy Cross (Feb 17, 2019)
	1	-	vs Cornell (Feb 24, 2019)
	1	-	vs Texas State (Mar 03, 2019 at Houston, Texas)
DPs turned:	2	-	vs Cornell (Feb 24, 2019)
	2	-	vs Dallas Baptist (Feb 26, 2019)
	2	-	vs Texas State (Mar 03, 2019 at Houston, Texas)

Pitching

Innings pitched:	10.0	-	vs Holy Cross (Feb 16, 2019)
Runs allowed:	6	-	vs Rice (Mar 02, 2019 at Houston, Texas)
Earned runs:	6	-	vs Rice (Mar 02, 2019 at Houston, Texas)
Walks allowed:	8	-	vs Rice (Mar 02, 2019 at Houston, Texas)
Strikeouts:	14	-	vs Holy Cross (Feb 16, 2019)
Hits allowed:	9	-	vs Holy Cross (Feb 16, 2019)
	9	-	vs Dallas Baptist (Feb 26, 2019)
	9	-	vs Rice (Mar 02, 2019 at Houston, Texas)
Doubles allowed:	3	-	vs Holy Cross (Feb 16, 2019)
Triples allowed:	1	-	(4 times)

TEAM GAME HIGHS

INDIVIDUAL GAME HIGHS

Batting

At bats:	6	-	Loftin, Nick vs Holy Cross (Feb 16, 2019)
	6	-	Loftin, Nick vs Cornell (Feb 24, 2019)
Runs scored:	3	-	(8 times)
Hits:	5	-	Cunningham, Richard vs Holy Cross (Feb 16, 2019)
RBI:	5	-	Wehsener, Chase vs Cornell (Feb 22, 2019)
Doubles:	2	-	(4 times)
Triples:	1	-	(5 times)
Home runs:	2	-	Downey, Davion vs Dallas Baptist (Feb 26, 2019)
	2	-	Wendzel, Davis vs Dallas Baptist (Feb 26, 2019)
Total bases:	9	-	Cunningham, Richard vs Holy Cross (Feb 16, 2019)
	9	-	Downey, Davion vs Dallas Baptist (Feb 26, 2019)
Walks:	2	-	(10 times)
Strikeouts:	3	-	Martinez, Ricky vs Texas A&M (Mar 01, 2019 at Houston, Texas)
	3	-	Thomas, Andy vs Texas A&M (Mar 01, 2019 at Houston, Texas)
	3	-	Wendzel, Davis vs Rice (Mar 02, 2019 at Houston, Texas)
Sac hits:	1	-	(5 times)
Sac flies:	1	-	(11 times)
Stolen bases:	2	-	Loftin, Nick vs Holy Cross (Feb 16, 2019)
	2	-	Haring, Cole vs Holy Cross (Feb 17, 2019)
	2	-	Wendzel, Davis vs Cornell (Feb 24, 2019)
Hit by pitch:	2	-	Downey, Davion vs Holy Cross (Feb 15, 2019)
	2	-	Downey, Davion vs Cornell (Feb 24, 2019)
	2	-	Downey, Davion vs Dallas Baptist (Feb 26, 2019)
Caught stealing:	1	-	Bertelsman, Ryan vs Holy Cross (Feb 15, 2019)
	1	-	Raguse, T.J. vs Holy Cross (Feb 16, 2019)
	1	-	Haring, Cole vs Dallas Baptist (Feb 26, 2019)
Runners LOB:	5	-	Cunningham, Richard vs Holy Cross (Feb 16, 2019)

Fielding

Putouts:	14	-	Thomas, Andy vs Rice (Mar 02, 2019 at Houston, Texas)
Assists:	5	-	Loftin, Nick vs Holy Cross (Feb 16, 2019)
	5	-	Wendzel, Davis vs Holy Cross (Feb 17, 2019)
	5	-	Bissonette, Josh vs Cornell (Feb 24, 2019)
Errors:	2	-	Bissonette, Josh vs Holy Cross (Feb 16, 2019)
Passed balls:	1	-	Harper, Kyle vs Holy Cross (Feb 17, 2019)
	1	-	Harper, Kyle vs Cornell (Feb 24, 2019)
	1	-	Harper, Kyle vs Texas State (Mar 03, 2019 at Houston, Texas)

Pitching

Innings pitched:	7.0	-	Kettler, Hayden vs Holy Cross (Feb 15, 2019)
Runs allowed:	5	-	Kettler, Hayden vs Texas A&M (Mar 01, 2019 at Houston, Texas)
Earned runs:	5	-	Kettler, Hayden vs Texas A&M (Mar 01, 2019 at Houston, Texas)
Walks allowed:	5	-	Thomas, Tyler vs Cornell (Feb 23, 2019)
Strikeouts:	9	-	Kettler, Hayden vs Cornell (Feb 22, 2019)
Hits allowed:	5	-	Thomas, Tyler vs Holy Cross (Feb 16, 2019)
	5	-	Dickens, Paul vs Rice (Mar 02, 2019 at Houston, Texas)
Doubles allowed:	2	-	Dickens, Paul vs Holy Cross (Feb 16, 2019)
Triples allowed:	1	-	(4 times)

RECORD WHEN...

Score by innings	1	2	3	4	5	6	7	8	9	EX	Total
Baylor	8	12	13	14	5	14	11	9	3	4	93
Opponents	7	4	5	10	4	2	0	4	0	1	37

Record when ...

Overall	9-2	After 6 leading	6-0
Conference	0-0 trailing	2-2
Non-Conference	9-2 tied	1-0
Home games	8-0	After 7 leading	7-0
Away games	0-0 trailing	1-2
Neutral site	1-2 tied	1-0
Day games	6-1	After 8 leading	7-0
Night games	3-1 trailing	1-2
vs Left starter	0-2 tied	1-0
vs Right starter	9-0		
1-Run games	1-0	Hit 0 home runs	3-2
2-Run games	0-0	... 1 home run	3-0
5+Run games	6-0	... 2+ home runs	3-0
Extra innings	1-0		
Shutouts	2-0	Opponent 0 home runs	7-0
	 1 home run	2-0
Scoring 0-2 runs	0-1 2+ HRs	0-2
..... 3-5 runs	1-1		
..... 6-9 runs	3-0	Made 0 errors	5-1
..... 10+ runs	5-0	... 1 error	2-1
		... 2+ errors	2-0
Opponent 0-2 runs	3-0		
..... 3-5 runs	6-1	Opp. made 0 errors	1-2
..... 6-9 runs	0-1 1 error	2-0
..... 10+ runs	0-0 2+ errors	6-0
Scored in 1st inning	4-1	Out-hit opponent	9-1
Opp. scored in 1st	3-1	Out-hit by opponent	0-1
Scores first	5-1	Hits are tied	0-0
Opp. scores first	4-1		

Record when team scores:

Runs	0	1	2	3	4	5	6	7	8	9	10+
W-L	0-0	0-0	0-1	0-1	0-0	1-0	1-0	0-0	2-0	0-0	5-0

Record when opponent scores:

Runs	0	1	2	3	4	5	6	7	8	9	10+
W-L	2-0	1-0	0-0	1-0	3-0	2-1	0-1	0-0	0-0	0-0	0-0

Record when leading after:

Inn.	1	2	3	4	5	6	7	8
W-L	2-0	3-0	4-0	5-0	5-0	6-0	7-0	7-0

Record when trailing after:

Inn.	1	2	3	4	5	6	7	8
W-L	1-0	2-1	2-1	2-2	3-2	2-2	1-2	1-2

Record when tied after:

Inn.	1	2	3	4	5	6	7	8
W-L	6-2	4-1	3-1	2-0	1-0	1-0	1-0	1-0

Current winning streak: 1
 Longest winning streak: 8
 Longest losing streak: 2

Home attendance : 13735 (8 dates avg = 1716)
 Away attendance : 7296 (3 dates avg = 2432)
 Total attendance: 21031 (11 dates avg = 1911)

SEASON/CAREER STATS

2019 Baylor Bears Baseball
Individual Season/Career Summary for Baylor (as of Mar 04, 2019)
(All games Sorted by Batting avg)

Record: 9-2 Home: 8-0 Away: 0-0 Neutral: 1-2 Big 12: 0-0

Player	SEASON													CAREER												
	Avg	G-GS	AB	R	H	2B	3B	HR	RBI	BB	Hbp	SO	Sp-Att	Avg	G-GS	AB	R	H	2B	3B	HR	RBI	BB	Hbp	SO	Sp-Att
33 Wenzel, Davis	.465	11-11	43	14	20	7	0	2	13	7	4	7	6-6	.343	62-59	201	52	69	15	2	10	45	40	9	25	6-8
21 Cunningham, Richard	.375	11-11	48	15	18	6	2	1	8	4	2	10	1-1	.309	112-108	404	86	125	31	10	10	66	34	20	82	7-9
3 Bertelsman, Ryan	.368	6-4	19	4	7	1	1	1	8	0	0	4	0-1	.379	12-5	29	7	11	1	0	2	10	0	0	5	0-2
1 Haring, Cole	.364	9-8	33	9	12	0	0	2	11	3	1	5	2-3	.378	12-10	45	14	17	0	0	2	15	5	2	6	4-5
2 Loftin, Nick	.360	11-11	50	12	18	4	1	0	8	4	0	4	4-4	.357	12-12	56	15	20	3	1	0	2	7	0	2	5-5
9 Downey, Davion	.359	11-11	39	13	14	4	0	3	11	5	8	10	1-1	.325	12-12	77	21	25	6	0	6	18	12	11	23	7-7
8 Harper, Kyle	.345	9-8	29	4	10	2	0	1	6	0	2	2	0-0	.409	8-6	22	3	9	3	0	1	6	0	3	1	0-0
14 Bissonette, Josh	.343	11-11	35	8	12	3	1	1	7	7	2	4	0-0	.267	119-117	374	63	100	12	2	4	53	65	11	50	3-6
37 Wehsener, Chase	.282	11-9	39	9	11	0	0	0	6	2	0	7	0-0	.268	12-8	41	10	11	0	0	0	6	3	0	8	0-0
23 Langellers, Shea	.231	3-3	13	2	3	0	0	0	1	3	0	4	0-0	.304	61-61	237	47	72	14	2	10	40	30	3	45	1-4
11 Martinez, Ricky	.200	6-2	10	0	2	1	0	0	1	1	1	4	0-0	.500	6-1	4	0	2	1	0	0	1	2	1	0	0-0
45 Weaver, Cole	.200	4-2	5	1	1	0	0	0	0	0	2	1	0-0	.250	12-4	12	4	3	0	0	0	2	0	4	2	0-0
50 Mueller, Mack	.111	5-3	9	2	1	0	0	1	2	2	0	3	0-0	.077	6-5	13	2	1	0	0	1	3	4	0	4	0-0
25 Thomas, Andy	.100	4-4	10	0	1	0	0	0	2	4	0	5	0-0	.429	15-5	21	7	9	1	2	1	9	7	1	1	0-0
20 Raguse, T.J.	.000	3-1	3	0	0	0	0	0	0	0	1	2	0-1	.275	88-75	262	45	72	13	0	2	41	50	4	50	8-13
13 Seely, Hunter	.000	3-0	3	0	0	0	0	0	0	0	0	2	0-0	.188	14-2	16	3	3	0	0	0	2	0	7	0-0	
29 Walsh, Jake	.000	1-0	1	0	0	0	0	0	0	0	0	0	0-0	.000	1-0	1	0	0	0	0	0	0	0	0	0	0-0
Totals	.334	11-11	389	93	130	28	5	12	84	42	23	74	14-17	.268	119-117	374	63	100	12	2	4	53	65	11	50	3-6
Opponents	.198	11-11	354	37	70	13	4	6	30	51	9	119	7-10	.198	11-11	354	37	70	13	4	6	30	51	9	119	7-10

(All games Sorted by Earned run avg)

Player	SEASON													CAREER												
	ERA	W-L	App	GS	CG	Sho	Sv	IP	H	R	ER	BB	SO	ERA	W-L	App	GS	CG	Sho	Sv	IP	H	R	ER	BB	SO
24 Winston, Jimmy	0.77	0-0	6	0	0	0	0	11.2	9	1	1	2	9	1.64	0-0	5	0	0	0	0	11.0	11	2	2	6	7
28 Kettler, Hayden	2.65	2-1	3	3	0	0	0	17.0	11	5	5	18	18	2.18	6-0	22	7	0	0	0	57.2	48	19	14	22	52
40 Dickens, Paul	4.85	1-0	4	1	0	0	0	13.0	13	7	7	5	16	5.27	1-0	4	1	0	0	0	13.2	12	8	8	7	15
31 Caruso, Daniel	0.00	1-0	4	0	0	0	0	5.2	2	0	0	3	7	6.75	2-0	8	0	0	0	0	9.1	11	8	7	6	7
15 Hill, Kyle	0.00	2-0	5	0	0	0	1	5.1	1	0	0	3	8	3.88	6-7	51	8	0	2	92.2	87	48	40	64	93	
36 Segner, Ryan	0.00	0-0	1	0	0	0	0	1.0	0	0	0	1	1	0.00	0-0	1	0	0	0	1.0	0	0	0	0	1	
30 Ashkino, Jacob	0.00	0-0	1	0	0	0	0	1.0	0	0	0	0	0	0.00	0-0	0	0	0	0	0.0	0	0	0	0	0	
2 Loftin, Nick	0.00	0-0	1	0	0	0	0	1.0	1	0	0	1	1	0.00	0-0	2	0	0	0	2.0	2	0	0	0	2	
55 Gilbert, William	0.00	0-0	1	0	0	0	0	1.0	1	0	0	2	2	0.00	0-0	2	0	0	0	2.0	2	0	0	0	4	
22 Helton, Blake	0.00	0-0	1	0	0	0	0	1.0	0	0	0	0	0	0.00	0-0	1	0	0	0	1.0	0	0	0	0	0	
10 Leckich, Ryan	1.08	2-0	5	0	0	0	0	8.1	6	1	1	1	8	2.55	3-0	13	0	0	0	17.2	16	6	5	3	12	
41 Boyd, Luke	3.38	0-0	5	0	0	0	0	8.0	3	3	3	6	14	7.71	1-0	13	1	0	0	21.0	17	18	18	19	27	
18 Bradford, Cody	4.91	0-0	3	3	0	0	0	7.1	6	6	4	4	9	4.80	6-3	38	18	0	0	3	95.2	94	70	51	45	91
34 Neecham, Anderson	5.00	1-0	3	1	0	0	0	9.0	7	5	5	10	13	2.70	1-0	3	2	0	0	13.1	8	4	4	11	18	
16 Thomas, Tyler	7.27	0-1	3	3	0	0	0	8.2	10	9	7	12	13	5.59	0-0	3	3	0	0	9.2	13	9	6	11	17	
Totals	3.00	9-2	11	11	0	2	1	99.0	70	37	33	51	119	3.00	9-2	11	11	0	2	1	99.0	70	37	33	51	119
Opponents	7.96	2-9	11	11	0	0	1	92.2	130	93	82	42	74	7.96	2-9	11	11	0	0	1	92.2	130	93	82	42	74



2018 GAME-BY-GAME

#30 Ashkinos, Jacob - 1 appearance (All games)

Date	Opponent	GS	IP	H	R	ER	BB	SO	2B	3B	HR	WP	BK	HBP	IBB	Score	W-L	Sv	ERA	NP
Mar 03	vs Texas State		1.0	0	0	0	0	0	0	0	0	0	0	0	0	5-4	0-0	0	0.00	10
Totals		0	1.0	0	0	0	0	0	0	0	0	0	0	0	0	5-4	0-0	0	0.00	-

30 - JACOB ASHKINOS

RHP • R/R • 6-1 • 225 • R-SO • 1L

ALEDO, TEXAS

(ALEDO HS)

2019 SEASON HIGHS

Relief Innings: 1.0 (3-3 vs. Texas State)

Starter Innings: N/A

Strikeouts: N/A

Scoreless Appearance Streak: 1 game

Winning Streak: N/A

CAREER GAME HIGHS

Relief Innings: 3.0 (2-18-18 vs. HBU)

Starter Innings: 4.0 (3x, last 3-25-18 vs. KU)

Strikeouts: 9 (3-20-18 at DBU)

Scoreless Appearance Streak: N/A

Winning Streak: N/A

ASHKINOS CAREER STATS																						
Season	ERA	W-L	APP-GS	CG	SHO	SV	IP	H	R	ER	BB	SO	2B	3B	HR	BF	B/AVG	WP	HBP	BK	SFA	SHA
2018	5.26	0-2	10-3	0	0	0	25.2	26	17	15	18	27	7	2	3	121	.257	3	1	0	1	0
CAREER	5.26	0-2	10-3	0	0	0	25.2	26	17	15	18	27	7	2	3	121	.257	3	1	0	1	0



2019 GAME-BY-GAME

#3 Bertelsman, Ryan - 6 games (All games)

Date	Opponent	Pos	AB	R	H	RBI	2B	3B	HR	BB	SB	CS	HBP	SAC	SF	GDP	K	PO	A	E	Avg	
Feb 15	HOLY CROSS	ph	1	0	1	0	0	0	0	0	0	1	0	0	0	0	0	0	0	0	0	1.000
Feb 16	HOLY CROSS-1	ph/dh	4	3	3	3	0	0	1	0	0	0	0	0	0	0	0	0	0	0	0	.800
Feb 16	HOLY CROSS-2	*dh	3	0	0	1	0	0	0	0	0	0	0	0	1	0	0	0	0	0	0	.500
Feb 17	HOLY CROSS	*dh	3	0	1	0	0	0	0	0	0	0	0	0	1	0	0	0	0	0	0	.455
Feb 22	CORNELL	*dh	4	1	1	2	1	0	0	0	0	0	0	0	0	0	1	0	0	0	0	.400
Mar 02	vs Rice	*dh	4	0	1	2	0	1	0	0	0	0	0	0	0	0	2	0	0	0	0	.368
Totals		4gs	19	4	7	8	1	1	1	0	0	1	0	1	1	0	4	0	0	0	0	.368

On base pct. .350 • Slugging pct. .684

3 — RYAN BERTELSMAN

OF • R/R • 6-0 • 195 • R-SO • 1L

FRIENDSWOOD, TEXAS

(FRIENDSWOOD HS)


2019 SEASON HIGHS

- Hits: 3 vs. Holy Cross (2/16/19)
- Runs: 3 vs. Holy Cross (2/16/19)
- Doubles: 1 vs. Cornell (2/22/19)
- Triples: 1 vs. Rice (3/2/19)
- Homers: 1 vs. Holy Cross (2/16/19)
- Total Bases: 6 vs. Holy Cross (2/16/19)
- RBI: 3 vs. Holy Cross (2/16/19)
- Walks: N/A
- Steals: N/A
- Hitting Streak: 2 games (2/15-2/16)
- On-Base Streak: 2 games (2/15-2/16)

CAREER HIGHS *vs. N/A*

- Hits: 3 vs. Holy Cross (2/16/19)
- Runs: 3 vs. Holy Cross (2/16/19)
- Doubles: 1 vs. Cornell (2/22/19)
- Triples: 1 vs. Rice (3/2/19)
- Homers: 1 vs. Holy Cross (2/16/19)
- Total Bases: 6 vs. Holy Cross (2/16/19)
- RBI: 3 vs. Holy Cross (2/16/19)
- Walks: N/A
- Steals: N/A
- Hitting Streak: 2 games (2/15-2/16/19)
- On-Base Streak: 2 games (2/15-2/16/19)

BERTELSMAN'S CAREER STATS																						
Season	AVG.	GP-GS	AB	R	H	2B	3B	HR	RBI	SLG%	BB	HBP	SO	GDP	OB%	SF	SH	SB	PO	A	E	FLD%
2017	.000	3-0	3	0	0	0	0	0	0	.000	0	0	2	0	.000	0	0	0	0	0	0	.000
2019	.368	6-4	19	4	7	1	1	1	6	.684	0	0	4	0	.350	1	1	0	0	0	0	.000
CAREER	.318	9-4	22	4	7	1	1	1	8	.591	0	0	6	0	.304	1	1	0	0	0	0	.000



2019 GAME-BY-GAME

#14 Bissonette, Josh - 11 games (All games)

Date	Opponent	Pos	AB	R	H	RBI	2B	3B	HR	BB	SB	CS	HBP	SAC	SF	GDP	K	PO	A	E	Avg
Feb 15	HOLY CROSS	*2b	3	0	0	1	0	0	0	0	0	0	1	0	1	0	0	2	0	0	.000
Feb 16	HOLY CROSS-1	*2b	2	1	2	1	0	0	0	2	0	0	0	1	0	0	0	1	2	1	.400
Feb 16	HOLY CROSS-2	*2b	3	0	0	0	0	0	0	1	0	0	0	0	0	0	2	3	1	2	.250
Feb 17	HOLY CROSS	*2b	3	1	2	1	0	0	0	1	0	0	0	0	0	0	0	1	3	0	.364
Feb 22	CORNELL	*2b	4	3	2	2	0	1	1	1	0	0	0	0	0	1	0	0	3	0	.400
Feb 23	CORNELL	*2b	4	1	2	1	2	0	0	0	0	0	0	0	0	0	0	3	2	0	.421
Feb 24	CORNELL	*2b	3	1	1	1	0	0	0	1	0	0	0	0	0	0	0	1	5	0	.409
Feb 26	DALLAS BAPTIST	*2b	4	1	1	0	0	0	0	0	0	0	0	0	0	1	0	0	2	0	.385
Mar 01	vs Texas A&M	*2b	3	0	1	0	0	0	0	0	0	0	0	0	0	0	0	2	0	3	.379
Mar 02	vs Rice	*2b	3	0	1	0	1	0	0	0	0	0	0	0	0	0	0	2	3	0	.375
Mar 03	vs Texas State	*2b	3	0	0	0	0	0	0	1	0	0	0	0	0	0	0	4	1	0	.343
Totals		11gs	35	8	12	7	3	1	1	7	0	0	2	1	1	2	4	17	25	4	.343

On base pct. .467 • Slugging pct. .571

14 — JOSH BISSONETTE

IF • R/R • 6-0 • 185 • SR • 3L
 ANAHEIM HILLS, CALIF.
 (ORANGE LUTHERAN HS)

2019 SEASON HIGHS

Hits: 2 (4x, last 2-23 vs. Cornell)
 Runs: 3 (2-22 vs. Cornell)
 Doubles: 2 (2-23 vs. Cornell)
 Triples: 1 (2-22 vs. Cornell)
 Homers: 1 (2-22 vs. Cornell)
 RBI: 2 (2-22 vs. Cornell)
 Walks: 2 (2-16 vs. Holy Cross)
 Steals: N/A
 Hitting Streak: 7 (Feb. 17-March 2)
 On-Base Streak: 11 (Feb. 15-pres)

CAREER HIGHS

Hits: 4 (3-26-16 at DBU)
 Runs: 3 (3-26-16 at DBU)
 Doubles: 2 (2x, last 2-23-19 vs. Cornell)
 Triples: 1 (3x, last 2-22-19 vs. Cornell)
 Homers: 2 (3-26-16 at DBU)
 Total Bases: 11 (3-26-16 at DBU)
 RBI: 5 (5-8-18 vs. PVAMU)
 Walks: 3 (2x, last 2-18-17 vs. Niagara)
 Steals: 1 (4x, last 3-11-18 vs. GW)
 Hitting Streak: 7 (Feb. 17-March 2, 2019)
 On-Base Streak: 14 (March 13-April 8, 2016)

BISSONETTE'S CAREER STATS

Season	AVG.	GP-GS	AB	R	H	2B	3B	HR	RBI	SLG%	BB	HBP	SO	GDP	OB%	SF	SH	SB	PO	A	E	FLD%
2016	.236	52-52	157	28	37	3	0	3	22	.312	29	5	21	3	.366	3	7	1	76	142	8	.965
2017	.272	55-53	180	25	49	7	1	0	21	.322	26	2	25	1	.370	0	10	2	117	128	6	.907
2018	.269	57-57	193	32	52	10	1	7	39	.440	27	7	33	7	.374	3	6	2	100	134	4	.983
2019	.343	11-11	35	8	12	3	1	1	7	.571	7	2	4	2	.467	1	1	0	17	25	4	.913
CAREER	.265	175-173	565	93	150	23	3	11	89	.375	89	16	83	13	.377	7	24	5	310	429	22	.971



2019 GAME-BY-GAME

#41 Boyd, Luke - 5 appearances (All games)

Date	Opponent	GS	IP	H	R	ER	BB	SO	2B	3B	HR	WP	BK	HBP	IBB	Score	W-L	Sv	ERA	NP
Feb 16	HOLY CROSS-1		2.0	0	1	1	1	4	0	0	0	0	0	0	0	8-5	0-0	0	4.50	30
Feb 17	HOLY CROSS		1.0	0	0	0	1	2	0	0	0	0	0	0	0	6-1	0-0	0	3.00	22
Feb 23	CORNELL		1.0	0	0	0	0	3	0	0	0	0	0	0	0	10-3	0-0	0	2.25	12
Feb 26	DALLAS BAPTIST		2.0	2	1	1	1	3	0	0	0	0	0	0	0	10-4	0-0	0	3.00	37
Mar 02	vs Rice		2.0	1	1	1	3	2	1	0	0	0	0	0	1	3-6	0-0	0	3.38	29
Totals		0	8.0	3	3	3	6	14	1	0	0	0	0	0	1	37-19	0-0	0	3.38	-

41 — LUKE BOYD

RHP • R/R • 6-2 • 180 • JR • 2L

OJAI, CALIF.
(NORDHOFF HS)

2019 SEASON HIGHS

Relief Innings: 2.0 (3x, last vs. Rice 3/2)
 Starter Innings: N/A
 Strikeouts: 4 (vs. Holy Cross 2/16)
 Scoreless Appearance Streak: 2 appearances
 (2/17 - 2/23)
 Winning Streak: N/A

CAREER HIGHS

Relief Innings: 2.2 (3-17-17 vs. WVU)
 Starter Innings: 5.0 (2-20-17 vs. Nevada)
 Strikeouts: 4, 2x (2-16-19 vs. Holy Cross, 4-18-18 vs. UAPB)
 Scoreless Appearance Streak: 2 (2/17/19-2/26/19)
 Winning Streak: N/A

BOYD'S CAREER STATS

Season	ERA	W-L	APP-GS	CG	SHO	SV	IP	H	R	ER	BB	SO	2B	3B	HR	BF	B/AVG	WP	HBP	BK	SFA	SHA
2017	11.25	1-0	7-1	0	0	0	12.0	15	15	15	14	9	2	1	1	61	.333	0	1	0	0	1
2018	6.97	0-1	9-0	0	0	0	10.1	16	8	8	6	8	3	0	0	52	.390	1	2	1	0	3
2019	3.38	0-0	5-0	0	0	0	8.0	3	3	3	6	14	1	0	0	32	.115	0	0	0	0	0
CAREER	7.72	1-1	21-1	0	0	0	30.1	34	26	26	26	31	6	1	1	145	.304	1	3	1	0	4



2019 GAME-BY-GAME

#18 Bradford, Cody - 3 appearances (All games)

Date	Opponent	GS	IP	H	R	ER	BB	SO	2B	3B	HR	WP	BK	HBP	IBB	Score	W-L	Sv	ERA	NP
Feb 16	HOLY CROSS-2	*	2.1	1	2	0	1	3	0	0	0	0	0	0	0	8-5	0-0	0	0.00	34
Feb 24	CORNELL	*	2.0	2	2	2	2	2	0	0	1	0	0	0	0	12-4	0-0	0	4.15	43
Mar 03	vs Texas State	*	3.0	3	2	2	1	4	0	1	0	0	0	0	0	5-4	0-0	0	4.91	55
Totals			7.1	6	6	4	4	9	0	1	1	0	0	0	0	25-13	0-0	0	4.91	-

18 — CODY BRADFORD

LHP • L/L • 6-3 • 195 • JR • 2L

ALEDO, TEXAS

(ALEDO HS)

2019 SEASON HIGHS

Relief Innings: N/A

Starter Innings: 3.0 vs. Texas State (3/3)

Strikeouts: 4 vs. Texas State (3/3)

Scoreless Appearance Streak: 1 game (2/16)

Winning Streak: N/A

CAREER HIGHS

Relief Innings: N/A

Starter Innings: 9.0 (2x, last 4-27-18 at KSU)

Strikeouts: 10 (2x, last 5-11-18 vs. OSU)

Scoreless Appearance Streak: N/A

Winning Streak: N/A

BRADFORD'S CAREER STATS																						
Season	ERA	W-L	APP-GS	CG	SHO	SV	IP	H	R	ER	BB	SO	2B	3B	HR	BF	B/AVG	WP	HBP	BK	SFA	SHA
2017	5.52	5-5	15-14	0	0	0	73.1	89	45	45	20	43	17	2	13	317	.309	1	4	1	2	2
2018	2.51	7-6	14-14	2	2	0	96.2	85	29	27	26	87	17	2	3	388	.240	3	3	0	2	3
2019	4.91	0-0	3-3	0	0	0	7.1	6	6	4	4	9	0	1	1	33	.214	0	0	0	0	1
CAREER	3.86	12-11	32-31	2	2	0	177.1	180	80	76	50	139	34	5	17	738	.269	4	7	1	4	6



2019 GAME-BY-GAME

#21 Cunningham, Richard - 11 games (All games)

Date	Opponent	Pos	AB	R	H	RBI	2B	3B	HR	BB	SB	CS	HBP	SAC	SF	GDP	K	PO	A	E	Avg
Feb 15	HOLY CROSS	*of	5	2	3	0	1	0	0	0	0	0	1	0	0	0	1	1	0	0	.600
Feb 16	HOLY CROSS-1	*of	5	0	0	1	0	0	0	0	0	0	0	0	1	0	2	2	0	0	.300
Feb 16	HOLY CROSS-2	*of	5	3	5	2	2	1	0	0	1	0	0	0	0	0	0	4	0	0	.533
Feb 17	HOLY CROSS	*of	5	0	0	1	0	0	0	0	0	0	0	0	0	0	1	0	0	0	.400
Feb 22	CORNELL	*of	3	2	1	0	0	0	0	2	0	0	0	0	0	0	0	1	0	0	.391
Feb 23	CORNELL	*of	5	3	3	0	1	0	0	0	0	0	0	0	0	0	0	2	0	0	.429
Feb 24	CORNELL	*of	4	0	0	1	0	0	0	1	0	0	0	0	1	0	1	3	0	0	.375
Feb 26	DALLAS BAPTIST	*of	4	1	2	2	0	0	0	1	0	0	0	0	0	0	1	0	0	0	.389
Mar 01	vs Texas A&M	*of	3	1	1	0	1	0	0	0	0	0	1	0	0	0	1	2	0	0	.385
Mar 02	vs Rice	*of	4	1	1	0	0	1	0	0	0	0	0	0	0	0	1	1	1	0	.372
Mar 03	vs Texas State	*of	5	2	2	1	1	0	1	0	0	0	0	0	0	0	2	1	0	0	.375
Totals		11gs	48	15	18	8	6	2	1	4	1	0	2	0	2	0	10	17	1	0	.375

On base pct. .429 • Slugging pct. .646

21 — RICHARD CUNNINGHAM

OF • L/L • 5-10 • 195 • SR • 3L

AUSTIN, TEXAS

(STEPHEN F. AUSTIN HS)

2019 SEASON HIGHS

Hits: 5 (2/16 vs. Holy Cross)

Runs: 3 (2x, last 2/23 vs. Cornell)

Doubles: 2 (2/16 vs. Holy Cross)

Triples: 1 (2x, 3/2 vs. Rice, 2/16 vs. Holy Cross)

Homers: 1 (3/3 vs. Texas State)

RBI: 2 (2x, 2/26 vs. DBU, 2/16 vs. Holy Cross)

Walks: 2 (2/22 vs. Cornell)

Steals: 1 (2/16 vs. Holy Cross)

Hitting Streak: 4 games (2/26- pres)

On-Base Streak: 7 games (Feb. 22-pres)

CAREER HIGHS

Hits: 5 (2x, 2-16-19 vs. Holy Cross, 5-11-18 vs. OSU)

Runs: 4 (2x, last 5-11-18 vs. OSU)

Doubles: 3 (2-28-17 vs. UAPB)

Triples: 1 (12x, last 3-2-19 vs. Rice)

Homers: 2 (4-6-18 at UT)

RBI: 8 (2-27-16 vs. Stony Brook)

Walks: 3 (2x, 2-26-17 vs. South Alabama)

Steals: 1 (11x, last 2-16-19 vs. Holy Cross)

Hitting Streak: 13 (May 10, 2017-Feb. 16, 2018)

On-Base Streak: 15 (March 18-April 9, 2016)

CUNNINGHAM'S CAREER STATS

Season	AVG.	GP-GS	AB	R	H	2B	3B	HR	RBI	SLG%	BB	HBP	SO	GDP	OB%	SF	SH	SB	PO	A	E	FLD%
2016	.287	52-51	178	40	51	9	5	5	26	.478	19	11	35	1	.386	2	4	3	120	10	1	.993
2017	.306	48-45	170	30	52	15	3	5	29	.518	11	7	37	0	.365	4	1	2	127	7	4	.971
2018	.342	55-55	225	45	77	14	2	9	38	.542	11	9	43	2	.396	0	4	6	5	0	1	.33
2019	.375	11-11	48	15	18	6	2	1	8	.646	4	2	10	0	.429	2	0	1	17	1	0	1.000
CAREER	.319	166-162	621	130	198	44	12	20	101	.525	45	29	125	3	.387	8	9	12	269	18	6	.979



2019 GAME-BY-GAME

#31 Caruso, Daniel - 4 appearances (All games)

Date	Opponent	GS	IP	H	R	ER	BB	SO	2B	3B	HR	WP	BK	HBP	IBB	Score	W-L	Sv	ERA	NP
Feb 16	HOLY CROSS-2		2.0	1	0	0	1	3	1	0	0	0	0	0	0	8-5	1-0	0	0.00	37
Feb 23	CORNELL		1.0	0	0	0	1	0	0	0	0	0	0	0	0	10-3	1-0	0	0.00	14
Mar 01	vs Texas A&M		1.0	0	0	0	0	1	0	0	0	0	0	0	0	2-5	1-0	0	0.00	8
Mar 03	vs Texas State		1.2	1	0	0	1	3	0	0	0	0	0	0	0	5-4	1-0	0	0.00	32
Totals		0	5.2	2	0	0	3	7	1	0	0	0	0	0	0	25-17	1-0	0	0.00	-

31 — DANIEL CARUSO

RHP • R/R • 6-0 • 160 • R-SO • RS
 LOS ANGELES, CALIF.
 (LOYOLA HS)

SEASON HIGHS

Relief Innings: 2.0 (vs. Holy Cross 2/16)
 Starter Innings: N/A
 Strikeouts: 3 //(2x, vs. Texas State 3/3, vs. Holy Cross 2/16)
 Scoreless Appearance Streak: 4 appearances (2/16-pres)
 Winning Streak: 1 game (2/16)

CAREER HIGHS

Relief Innings: 2.0, 2x, (2/16/19 vs. Holy Cross, 3-28-17 vs. UTSA)
 Starter Innings: N/A
 Strikeouts: 3 (2x, last 3/3/19 vs. Texas State)
 Scoreless Appearance Streak: 1 game
 Winning Streak: 1 game (2/16/19)

CARUSO'S CAREER STATS																						
Season	ERA	W-L	APP-GS	CG	SHO	SV	IP	H	R	ER	BB	SO	2B	3B	HR	BF	B/AVG	WP	HBP	BK	SFA	SHA
2017	14.54	0-0	5-0	0	0	0	4.1	9	8	7	3	1	0	0	2	26	.450	1	2	0	1	0
2019	0.00	1-0	4-0	0	0	0	5.2	2	0	0	3	7	1	0	0	22	.105	0	0	0	0	0
CAREER	6.30	1-0	9-0	0	0	0	10.0	11	8	7	6	8	1	0	2	48	.282	1	2	0	1	0



2019 GAME-BY-GAME

#40 Dickens, Paul - 4 appearances (All games)

Date	Opponent	GS	IP	H	R	ER	BB	SO	2B	3B	HR	WP	BK	HBP	IBB	Score	W-L	Sv	ERA	NP
Feb 16	HOLY CROSS-2		3.2	4	3	3	3	4	2	1	0	1	0	0	0	8-5	0-0	0	7.36	78
Feb 23	CORNELL		3.1	2	0	0	1	3	1	0	0	0	0	0	0	10-3	1-0	0	3.86	51
Feb 26	DALLAS BAPTIST	*	3.0	2	2	2	0	4	1	1	0	0	0	0	0	10-4	1-0	0	4.50	50
Mar 02	vs Rice		3.0	5	2	2	1	5	0	1	1	1	0	0	0	3-6	1-0	0	4.85	59
Totals		1	13.0	13	7	7	5	16	4	3	1	2	0	0	0	31-18	1-0	0	4.85	-

40 — PAUL DICKENS

LHP • L/L • 6-5 • 225 • R-JR • TR
 FORT WORTH, TEXAS
 (NAVARRO JC/HOME SCHOOL)

SEASON HIGHS

Relief Innings: 3.2 (vs. Holy Cross 2/16)
 Starter Innings: 3.0 (vs. Dallas Baptist 2/26)
 Strikeouts: 5 (vs. Rice 3/2)
 Scoreless Appearance Streak: 1 appearance
 (Feb. 23)
 Winning Streak: 1 game (2/23)

CAREER HIGHS

Relief Innings: 3.2 (vs. Holy Cross 2/16/19)
 Starter Innings: 3.0 (vs. Dallas Baptist 2/26/19)
 Strikeouts: 5 (vs. Rice 3/2/19)
 Scoreless Appearance Streak: 1 appearance
 (2/23/19)
 Winning Streak: 1 game (2/23/19)

DICKENS' CAREER STATS																						
Season	ERA	W-L	APP-GS	CG	SHO	SV	IP	H	R	ER	BB	SO	2B	3B	HR	BF	B/AVG	WP	HBP	BK	SFA	SHA
2019	4.85	1-0	4-1	0	0	0	13.0	13	7	7	5	16	4	3	1	57	.250	2	0	0	0	0
CAREER	4.85	1-0	4-1	0	0	0	13.0	13	7	7	5	16	4	3	1	57	.250	2	0	0	0	0



2019 GAME-BY-GAME

#9 Downey, Davion - 11 games (All games)

Date	Opponent	Pos	AB	R	H	RBI	2B	3B	HR	BB	SB	CS	HBP	SAC	SF	GDP	K	PO	A	E	Avg
Feb 15	HOLY CROSS	*of	1	2	1	0	0	0	0	2	0	0	2	0	0	0	0	2	0	0	1.000
Feb 16	HOLY CROSS-1	*of	5	1	2	1	1	0	0	0	0	0	1	0	0	0	2	2	0	0	.500
Feb 16	HOLY CROSS-2	*of	4	0	2	1	0	0	0	1	1	0	0	0	0	0	0	2	0	1	.500
Feb 17	HOLY CROSS	*of	3	2	2	2	1	0	1	0	0	0	0	1	0	0	0	1	0	0	.538
Feb 22	CORNELL	*of	5	2	1	1	0	0	0	1	0	0	0	0	0	0	1	1	0	0	.444
Feb 23	CORNELL	*of	3	1	1	1	1	0	0	0	0	0	1	0	1	0	1	4	0	0	.429
Feb 24	CORNELL	*of	3	1	1	2	1	0	0	0	0	0	2	0	0	0	1	0	0	0	.417
Feb 26	DALLAS BAPTIST	*of	3	3	3	2	0	0	2	0	0	0	2	0	0	0	0	2	0	0	.481
Mar 01	vs Texas A&M	*of	4	0	0	0	0	0	0	0	0	0	0	0	0	1	2	5	1	0	.419
Mar 02	vs Rice	*of	3	1	0	0	0	0	0	1	0	0	0	0	0	0	2	2	0	0	.382
Mar 03	vs Texas State	*of	5	0	1	1	0	0	0	0	0	0	0	0	0	0	1	2	0	0	.359
Totals			11gs	39	13	14	11	4	0	3	5	1	0	8	1	1	1	10	23	1	.359

On base pct. .509 • Slugging pct. .692

9 — DAVION DOWNEY

OF • L/L • 6-0 • 200 • SO • 1L

BOWLING GREEN, KY
(WARREN EAST HS)

20198 SEASON HIGHS

- Hits: 3 vs. DBU (2/26)
- Runs: 3 vs. DBU (2/26)
- Doubles: 1, 4x, last 2/24 vs. Cornell
- Triples: N/A
- Homers: 2 vs. DBU (2/26)
- RBI: 2 (3x, last vs. DBU (2/26))
- Walks: 2 (2/17 vs. Holy Cross)
- Steals: 1 (2/16 vs. Holy Cross)
- Hitting Streak: 8 (Feb. 15-Feb. 26)
- On-Base Streak: 8 (Feb. 15-Feb. 26)

CAREER HIGHS

- Hits: 5 (4-27-18 at KSU)
- Runs: 3, 2x, (6-2-18 vs. Wright St.), (5-26-18 vs. OU)
- Doubles: 2 (4-27-18 at KSU)
- Triples: 1 (3-6-18 at UTA)
- Homers: 2 (vs. DBU 2/26/19)
- RBI: 4 (4-24-18 at TXST)
- Walks: 3 (5-26-18 vs. OU)
- Steals: 1 (2x, last 2/16/19 vs. Holy Cross)
- Hitting Streak: 7 (Feb. 15-pres)
- On-Base Streak: 8 (Feb. 15-Feb. 26, 2019)

DOWNEY'S CAREER STATS																						
Season	AVG.	GP-GS	AB	R	H	2B	3B	HR	RBI	SLG%	BB	HBP	SO	GDP	OB%	SF	SH	SB	PO	A	E	FLD%
2018	.274	55-53	179	31	49	10	1	4	33	.408	31	9	33	0	.399	4	5	1	117	2	2	.983
2019	.359	11-11	39	13	14	4	0	3	11	.692	5	8	10	1	.509	1	1	1	23	1	1	.960
CAREER	.289	66-64	218	44	63	14	1	7	44	.459	36	17	43	1	.420	5	6	2	140	3	3	.979



2019 GAME-BY-GAME

#1 Haring, Cole - 9 games (All games)

Date	Opponent	Pos	AB	R	H	RBI	2B	3B	HR	BB	SB	CS	HBP	SAC	SF	GDP	K	PO	A	E	Avg
Feb 15	HOLY CROSS	*of	4	2	1	2	0	0	0	0	0	0	0	0	0	0	1	2	0	0	.250
Feb 16	HOLY CROSS-1	ph/of	3	0	2	1	0	0	0	0	0	0	0	0	0	0	1	0	0	0	.429
Feb 16	HOLY CROSS-2	*of	3	2	1	0	0	0	0	2	0	0	0	0	0	0	0	0	0	0	.400
Feb 17	HOLY CROSS	*of	3	1	1	1	0	0	0	0	2	0	1	0	0	0	0	2	0	0	.385
Feb 22	CORNELL	*of/of	5	2	2	2	0	0	1	1	0	0	0	0	0	0	1	4	0	0	.389
Feb 23	CORNELL	*of	4	0	0	1	0	0	0	0	0	0	0	0	1	0	0	0	0	0	.318
Feb 24	CORNELL	*of	5	1	3	4	0	0	1	0	0	0	0	0	0	0	0	1	0	0	.370
Feb 26	DALLAS BAPTIST	*of	5	1	2	0	0	0	0	0	0	1	0	0	0	0	1	2	0	0	.375
Mar 01	vs Texas A&M	*of	1	0	0	0	0	0	0	0	0	0	0	0	0	0	1	1	0	0	.364
Totals		8gs	33	9	12	11	0	0	2	3	2	1	1	0	1	0	5	12	0	0	.364

On base pct. .421 • Slugging pct. .545

1 — COLE HARING

OF • R/R • 5-10 • 185 • SR • 1L

KATY, TEXAS

(KATY HS/MCLENNAN CC)


2019 SEASON HIGHS

- Hits: 3 (2/24 vs. Cornell)
- Runs: 2, 3x, (last 2/22 vs. Cornell)
- Doubles: N/A
- Triples: N/A
- Homers: 1 (2/24 vs. Cornell)
- RBI: 4 (2/24 vs. Cornell)
- Walks: 2 (2/16 vs. Holy Cross)
- Steals: 2 (2/17 vs. Holy Cross)
- Hitting Streak: 5 (Feb. 15-Feb. 22)
- On-Base Streak: 5 (Feb. 15-Feb. 22)

CAREER STATS

- Hits: 3 (3X, last 2/24/19 vs. Cornell)
- Runs: 2 (13x, last 2/22/19 vs. Cornell)
- Doubles: 1 (13x, last 5-19-18 at WVU)
- Triples: 1 (2x, last 5-8-18 vs. PVAMU)
- Homers: 2 (2x, last 2/24/19 vs. Cornell, 4-13-18 at Memphis)
- RBI: 5 (4-24-18 at TXST)
- Walks: 2 (3x, last 2/16/19 vs. Holy Cross)
- Steals: 2 (2/17/19 vs. Holy Cross)
- Hitting Streak: 8 (March 24-April 3, 2018)
- On-Base Streak: 11 (March 24-April 8, 2018)

HARING'S CAREER STATS																						
Season	AVG.	GP-GS	AB	R	H	2B	3B	HR	RBI	SLG%	BB	HBP	SO	GDP	OB%	SF	SH	SB	PO	A	E	FLD%
2018	.255	56-56	216	40	55	13	2	7	32	.431	17	5	62	1	.322	1	3	4	140	3	6	.960
2019	.364	9-8	33	9	12	0	0	2	11	.545	3	1	5	0	.421	1	0	2	12	0	0	1.000
CAREER	.269	65-64	249	49	67	13	2	9	43	.446	20	6	67	1	.336	2	3	6	152	3	6	.963



2019 GAME-BY-GAME

#8 Harper, Kyle - 9 games (All games)

Date	Opponent	Pos	AB	R	H	RBI	2B	3B	HR	BB	SB	CS	HBP	SAC	SF	GDP	K	PO	A	E	Avg
Feb 15	HOLY CROSS	*c	0	0	0	0	0	0	0	0	0	0	0	0	0	0	0	3	0	0	.000
Feb 17	HOLY CROSS	*c	3	0	1	0	1	0	0	0	0	0	1	0	0	0	0	10	3	0	.333
Feb 22	CORNELL	*c	4	0	2	1	0	0	0	0	0	0	0	0	0	0	0	11	0	0	.429
Feb 23	CORNELL	*c	4	1	1	2	0	0	0	0	0	0	0	0	0	0	0	11	0	0	.364
Feb 24	CORNELL	*c	4	1	2	2	1	0	1	0	0	0	1	0	0	0	0	10	2	0	.400
Feb 26	DALLAS BAPTIST	*c	4	1	2	1	0	0	0	0	0	0	0	0	0	0	1	11	1	0	.421
Mar 01	vs Texas A&M	*c	3	1	2	0	0	0	0	0	0	0	0	0	0	1	0	5	2	0	.455
Mar 02	vs Rice	*of	3	0	0	0	0	0	0	0	0	0	0	0	0	0	1	1	1	0	.400
Mar 03	vs Texas State	*c	4	0	0	0	0	0	0	0	0	0	0	0	0	0	8	2	0	0	.345
Totals		8gs	29	4	10	6	2	0	1	0	0	0	2	0	0	1	2	70	11	0	.345

On base pct. .387 • Slugging pct. .517

8 — KYLE HARPER

C/OF • R/R • 6-0 • 190 • RS-FR • RS

HOUSTON, TEXAS

(CYPRESS CREEK HS)


2019 SEASON HIGHS

- Hits: 2 (4x, last 3/1 vs. Texas A&M)
- Runs: 1 (4x, last 3/1 vs. Texas A&M)
- Doubles: 1 (2x, last 2/24 vs. Cornell)
- Triples: N/A
- Homers: 1 (2/24 vs. Cornell)
- RBI: 2 (2x, last 2/24 vs. Cornell)
- Walks: N/A
- Steals: N/A
- Hitting Streak: 6 (Feb. 17- March 1)
- On-Base Streak: 6 (Feb. 17- March 1)

CAREER STATS

- Hits: 2 (4x, last 3/1/19 vs. Texas A&M)
- Runs: 1 (4x, last 3/1/19 vs. Texas A&M)
- Doubles: 1 (2x, last 2/24 vs. Cornell)
- Triples: N/A
- Homers: 1 (2/24/19 vs. Cornell)
- RBI: 2 (2x, last 2/24/19 vs. Cornell)
- Walks: N/A
- Steals: N/A
- Hitting Streak: 6 (Feb. 17- March 1, 2019)
- On-Base Streak: 6 (Feb. 17- March 1, 2019)

HARPER'S CAREER STATS																						
Season	AVG.	GP-GS	AB	R	H	2B	3B	HR	RBI	SLG%	BB	HBP	SO	GDP	OB%	SF	SH	SB	PO	A	E	FLD%
2019	.345	9-8	29	4	10	0	0	2	6	.517	0	2	2	1	.387	1	0	2	70	11	0	1.000
CAREER	.345	9-8	29	4	10	0	0	2	6	.517	0	2	2	1	.387	1	0	2	70	11	0	1.000



15 — KYLE HILL

RHP • R/R • 5-11 • 195 • SR • 3L

CORPUS CHRISTI, TEXAS

CALALLEN HS

SEASON HIGHS

Relief Innings: 1.1 (3/3 vs. Texas State)

Starter Innings: N/A

Strikeouts: 2 (3x, last 3/3 vs. Texas State)

Scoreless Appearance Streak: 5 appearances

(Feb. 15-pres)

Winning Streak: 1 game

CAREER HIGHS

Relief Innings: 5.1 (3-13-16 vs. NMSU)

Starter Innings: 7.0 (4-3-16 vs. Kansas)

Strikeouts: 7 (3-13-16 vs. NMSU)

Scoreless Appearance Streak: 5 2x (Feb. 16-

pres); (March 3-15, 2017)

Winning Streak: N/A

2019 GAME-BY-GAME

#15 Hill, Kyle - 5 appearances (All games)

Date	Opponent	GS	IP	H	R	ER	BB	SO	2B	3B	HR	WP	BK	HBP	IBB	Score	W-L	Sv	ERA	NP
Feb 16	HOLY CROSS-1		1.0	0	0	0	2	1	0	0	0	0	0	0	0	8-5	1-0	0	0.00	27
Feb 16	HOLY CROSS-2		1.0	1	0	0	0	1	0	0	0	0	0	0	0	8-5	1-0	1	0.00	16
Feb 24	CORNELL		1.0	0	0	0	0	2	0	0	0	0	0	0	0	12-4	1-0	1	0.00	14
Feb 26	DALLAS BAPTIST		1.0	0	0	0	1	2	0	0	0	0	0	0	0	10-4	1-0	1	0.00	17
Mar 03	vs Texas State		1.1	0	0	0	0	2	0	0	0	0	0	0	0	5-4	2-0	1	0.00	17
Totals		0	5.1	1	0	0	3	8	0	0	0	0	0	0	0	43-22	2-0	1	0.00	-

HILL'S CAREER STATS

Season	ERA	W-L	APP-GS	CG	SHO	SV	IP	H	R	ER	BB	SO	2B	3B	HR	BF	B/AVG	WP	HBP	BK	SFA	SHA
2016	5.28	1-4	15-8	0	0	0	44.1	49	29	26	27	31	10	3	4	208	.283	3	0	2	2	6
2017	2.98	3-3	30-0	0	0	0	42.1	36	19	14	32	54	5	1	2	193	.235	5	1	1	3	4
2018	2.62	4-1	25-3	0	0	1	55.0	36	20	16	32	47	5	2	4	234	.185	0	1	2	1	5
2019	0.00	2-0	5-0	0	0	1	5.1	1	0	0	3	8	0	0	0	20	.063	0	0	0	1	0
CAREER	3.43	10-8	75-11	0	0	2	147	122	68	56	94	140	20	6	10	655	.227	8	2	5	7	15



2019 GAME-BY-GAME

#28 Kettler, Hayden - 3 appearances (All games)

Date	Opponent	GS	IP	H	R	ER	BB	SO	2B	3B	HR	WP	BK	HBP	IBB	Score	W-L	Sv	ERA	NP
Feb 15	HOLY CROSS	*	7.0	4	0	0	1	8	0	0	0	0	0	2	0	12-0	1-0	0	0.00	86
Feb 22	CORNELL	*	6.0	3	0	0	1	9	0	0	0	0	0	1	0	17-0	2-0	0	0.00	90
Mar 01	vs Texas A&M	*	4.0	4	5	5	3	1	0	0	2	1	0	0	0	2-5	2-1	0	2.65	70
Totals		3	17.0	11	5	5	5	18	0	0	2	1	0	3	0	31-5	2-1	0	2.65	-

28 — HAYDEN KETTLER

RHP • R/R • 6-2 • 190 • JR • 2L

COPPELL, TEXAS

(COPPELL HS)

SEASON HIGHS

Relief Innings: N/A

Starter Innings: 7.0 (2/15 vs. Holy Cross)

Strikeouts: 9 (2/22 vs. Cornell)

Scoreless Appearance Streak: 2 appearances, 13.0 innings (Feb. 15-pres)

Winning Streak: 2 games (Feb., 15-pres)

CAREER HIGHS

Relief Innings: 3.2 (4-5-17 vs. Lamar)

Starter Innings: 7.0 (4x, last 2-15-19 vs. Holy Cross)

Strikeouts: 9 (2/22/19 vs. Cornell)

Scoreless Appearance Streak: 3 (April 14-21, 2017)

Winning Streak: 2 games (Feb., 15-pres)

KETTLER'S CAREER STATS																						
Season	ERA	W-L	APP-GS	CG	SHO	SV	IP	H	R	ER	BB	SO	2B	3B	HR	BF	B/AVG	WP	HBP	BK	SFA	SHA
2017	3.35	3-0	19-4	0	0	0	37.2	37	19	14	19	27	9	0	4	164	.266	1	3	0	1	1
2018	3.81	8-4	16-16	0	0	0	87.1	84	51	37	36	56	17	2	10	384	.254	5	10	0	3	4
2019	2.65	2-1	3-3	0	0	0	17.0	11	5	5	5	18	0	0	2	69	.183	1	3	0	0	1
CAREER	3.55	13-5	38-23	0	0	0	142	132	75	56	60	101	26	2	16	617	.249	7	16	0	4	6



2019 GAME-BY-GAME

#23 Langeliers, Shea - 3 games (All games)

Date	Opponent	Pos	AB	R	H	RBI	2B	3B	HR	BB	SB	CS	HBP	SAC	SF	GDP	K	PO	A	E	Avg
Feb 15	HOLY CROSS	*c	4	1	0	0	0	0	0	1	0	0	0	0	0	0	1	8	0	0	.000
Feb 16	HOLY CROSS-1	*c	5	1	2	0	0	0	0	1	0	0	0	0	0	0	1	11	4	0	.222
Feb 16	HOLY CROSS-2	*c	4	0	1	1	0	0	0	1	0	0	0	0	0	0	2	12	0	0	.231
Totals		3gs	13	2	3	1	0	0	0	3	0	0	0	0	0	0	4	31	4	0	.231

On base pct. .375 • Slugging pct. .231

23 — SHEA LANGELIERS

C • R/R • 6-0 • 190 • JR • 2L

KELLER, TEXAS

KELLER HS

SEASON HIGHS

Hits: 2 vs. Holy Cross 2/16

Runs: 1, 2x (last 2/16 vs. Holy Cross)

Doubles: N/A

Triples: N/A

Homers: N/A

Total Bases: 3 vs. Holy Cross 2/16

RBI: 1 vs. Holy Cross 2/16

Walks: 1, 3x (last 2/16 vs. Holy Cross)

Steals: N/A

Hitting Streak: 2 (Feb. 16-pres)

On-Base Streak: 3 (Feb. 15-pres)

CAREER HIGHS

Hits: 4 (2x, last 5-18-17 vs. KSU)

Runs: 4 (4-22-17 at TCU)

Doubles: 2 (5x, last 5-17-18 at WVU)

Triples: 1 (4x, last 4-22-18 vs. TCU)

Homers: 2 (2x, last 5-19-17 vs. KSU)

Total Bases: 9 (2x, last 3-26-18 vs. PVAMU)

RBI: 4 (4-2-17 at Washington)

Walks: 3 (4-9-17 at Texas Tech)


Steals: 1 (3x, last 5-18-18 at WVU)

Hitting Streak: 12 (April 30-May 25, 2017)

On-Base Streak: 17 (April 18-May 25, 2017)

LANGELIERS' CAREER STATS

Season	AVG.	GP-GS	AB	R	H	2B	3B	HR	RBI	SLG%	BB	HBP	SO	GDP	OB%	SF	SH	SB	PO	A	E	FLD%
2017	.313	55-55	211	43	66	14	2	10	38	.540	24	3	37	4	.388	2	3	1	390	54	4	.991
2018	.252	58-58	226	49	57	18	2	11	44	.496	35	2	45	8	.351	5	0	4	449	54	3	.994
2019	.231	3-3	13	2	3	0	0	0	1	.231	3	0	4	0	.375	0	0	0	31	4	0	1.000
CAREER	.280	116-116	450	94	126	32	4	21	83	.509	62	5	86	12	.368	7	3	5	870	112	7	.993



2019 GAME-BY-GAME

#10 Leckich, Ryan - 5 appearances (All games)

Date	Opponent	GS	IP	H	R	ER	BB	SO	2B	3B	HR	WP	BK	HBP	IBB	Score	W-L	Sv	ERA	NP
Feb 15	HOLY CROSS		1.0	0	0	0	0	1	0	0	0	0	0	0	0	12-0	0-0	0	0.00	19
Feb 17	HOLY CROSS		2.1	1	0	0	0	2	0	0	0	0	0	0	0	6-1	1-0	0	0.00	43
Feb 24	CORNELL		1.0	0	0	0	0	1	0	0	0	0	0	0	0	12-4	1-0	0	0.00	16
Feb 26	DALLAS BAPTIST		2.0	4	1	1	1	1	1	0	0	0	0	0	0	10-4	2-0	0	1.42	29
Mar 02	vs Rice		2.0	1	0	0	0	3	0	0	0	0	0	1	0	3-6	2-0	0	1.08	31
Totals		0	8.1	6	1	1	1	8	1	0	0	0	0	1	0	43-15	2-0	0	1.08	-

19 — RYAN LECKICH

LHP • S/L • 5-10 • 190 • JR • 2L

PORT NECHES, TEXAS
(NECHES GROVES HS)

SEASON HIGHS

Relief Innings: 2.1 vs. Holy Cross 2-17

Starter Innings: N/A

Strikeouts: 3 vs. Rice 3/2

Scoreless Appearance Streak: 3 (Feb. 15-Feb. 24)

Winning Streak: 1 game

CAREER HIGHS

Relief Innings: 4.2 (3-6-18 at UTA)


Starter Innings: 5.0 (4-18-18 vs. UAPB)

Strikeouts: 7 (4-18-18 vs. UAPB)

Scoreless Appearance Streak: 5 (Feb. 24-March 11, 2018)

Winning Streak: 1 game

LECKICH'S CAREER STATS																						
Season	ERA	W-L	APP-GS	CG	SHO	SV	IP	H	R	ER	BB	SO	2B	3B	HR	BF	B/AVG	WP	HBP	BK	SFA	SHA
2017	4.50	0-0	7-0	0	0	0	8.0	10	5	4	2	4	3	0	0	38	.294	1	2	1	0	0
2018	5.62	3-2	20-3	0	0	0	32.0	35	21	20	13	28	8	1	3	143	.285	1	4	0	0	3
2019	0.00	2-0	5-0	0	0	0	8.1	6	1	1	1	8	1	0	0	30	.214	0	1	0	0	0
CAREER	4.66	5-2	32-3	0	0	0	48.1	51	27	25	16	40	12	1	3	211	.276	2	7	1	0	3



2019 GAME-BY-GAME

#2 Loftin, Nick - 11 games (All games)

Date	Opponent	Pos	AB	R	H	RBI	2B	3B	HR	BB	SB	CS	HBP	SAC	SF	GDP	K	PO	A	E	Avg
Feb 15	HOLY CROSS	*ss	3	2	0	0	0	0	0	2	0	0	0	0	0	0	0	1	2	0	.000
Feb 16	HOLY CROSS-1	*ss	6	1	3	0	1	0	0	0	0	0	0	0	0	0	0	4	5	0	.333
Feb 16	HOLY CROSS-2	*ss	4	1	2	1	0	0	0	1	2	0	0	0	0	0	0	1	0	1	.385
Feb 17	HOLY CROSS	*ss/p	5	1	2	0	0	0	0	0	0	0	0	0	0	0	0	0	1	0	.389
Feb 22	CORNELL	*ss	5	2	2	2	0	1	0	0	0	0	0	0	0	1	0	2	1	0	.391
Feb 23	CORNELL	*ss	4	1	2	3	0	0	0	1	1	0	0	0	0	0	1	0	2	1	.407
Feb 24	CORNELL	*ss	6	2	2	0	1	0	0	0	0	0	0	0	0	0	0	5	3	0	.394
Feb 26	DALLAS BAPTIST	*ss	5	0	0	0	0	0	0	0	0	0	0	0	0	1	1	3	1	0	.342
Mar 01	vs Texas A&M	*ss	4	0	0	0	0	0	0	0	0	0	0	0	0	0	2	0	1	0	.310
Mar 02	vs Rice	*ss	3	0	2	1	1	0	0	0	1	0	0	0	1	0	0	2	2	0	.333
Mar 03	vs Texas State	*ss	5	2	3	1	1	0	0	0	0	0	0	0	0	0	0	1	3	0	.360
Totals		11gs	50	12	18	8	4	1	0	4	4	0	0	0	1	2	4	19	21	2	.360

On base pct. .400 • Slugging pct. .480

#2 Loftin, Nick - 1 appearance (All games)

Date	Opponent	GS	IP	H	R	ER	BB	SO	2B	3B	HR	WP	BK	HBP	IBB	Score	W-L	Sv	ERA	NP
Feb 17	HOLY CROSS		1.0	1	0	0	0	1	0	0	0	0	0	0	0	6-1	0-0	0	0.00	18
Totals		0	1.0	1	0	0	0	1	0	0	0	0	0	0	0	6-1	0-0	0	0.00	-

2 — NICK LOFTIN

INF • R/R • 6-1 • 165 • SO • 1L
CORPUS CHRISTI, TEXAS
W.B. RAY HS

SEASON HIGHS

HITTING

Hits: 3 (2/15 vs. Holy Cross)
Runs: 2 (4x, last 3/3 vs. Texas State)
Doubles: 1 (3x, last 3/3 vs. Texas State)
Triples: 1 (2/22 vs. Cornell)
Homers: N/A
RBI: 3 (2/23 vs. Cornell)
Walks: 2 vs. Holy Cross 2-15
Steals: 2 vs. Holy Cross 2-16 (2DH)
Hitting Streak: 6 (Feb. 16-Feb. 24)
On-Base Streak: 7 (Feb. 15-Feb. 24)

PITCHING

Relief Innings: 1.0 (2/17 vs. Holy Cross)
Starter Innings: N/A
Strikeouts: 1 vs. Holy Cross 2/17
Scoreless Appearance Streak: N/A
Winning Streak: N/A

CAREER HIGHS

HITTING

Hits: 4 (4-27-18 at KSU)
Runs: 4 (4-28-18 at KSU)
Doubles: 2 (2x, last 5-24-18 vs. Kansas)
Triples: 1 (2/22/19 vs. Cornell)
Homers: 1 (6x, last 5-24-18 vs. Kansas)
Total Bases: 7 (4-27-18 at KSU)
RBI: 4 (3-24-18 vs. KU)
Walks: 2 vs. Holy Cross 2-16
Steals: 2 vs. Holy Cross (2-16) (2 DH)
Hitting Streak: 11 (April 22-May 17, 2018)
On-Base Streak: 21 (April 8-May 19, 2018)

PITCHING

Relief Innings: 1.0 (3x, last 2-17-19 vs. Holy Cross)
Starter Innings: N/A
Strikeouts: 2 (4-2-18 vs. Texas State)
Scoreless Appearance Streak: N/A
Winning Streak: N/A

LOFTIN'S CAREER STATS

Hitting																						
Season	AVG.	GP-GS	AB	R	H	2B	3B	HR	RBI	SLG%	BB	HBP	SO	GDP	OB%	SF	SH	SB	PO	A	E	FLD%
2018	.306	55-53	222	52	68	12	0	6	36	.441	21	2	20	7	.370	1	8	5	91	78	12	.934
2019	.360	11-11	50	12	18	4	1	0	8	.480	4	0	4	2	.400	1	0	4	19	21	2	.952
CAREER	.316	66-64	272	64	86	16	1	6	44	.449	25	2	24	9	.375	1	8	9	110	99	14	.937
Pitching																						
Season	ERA	W-L	APP-GS	CG	SHO	SV	IP	H	R	ER	BB	SO	2B	3B	HR	BF	B/AVG	WP	HBP	BK	SFA	SHA
2018	0.00	0-0	2-0	0	0	0	2.0	0	0	0	0	3	0	0	0	6	.000	0	0	0	0	0
2019	0.00	0-0	1-0	0	0	0	1.0	1	0	0	0	1	0	0	0	4	.250	0	0	0	0	0
CAREER	0.00	0-0	3-0	0	0	0	3	1	0	0	0	4	0	0	0	10	.100	0	0	0	0	0



2019 GAME-BY-GAME

#34 Needham, Anderson - 3 appearances (All games)

Date	Opponent	GS	IP	H	R	ER	BB	SO	2B	3B	HR	WP	BK	HBP	IBB	Score	W-L	Sv	ERA	NP
Feb 17	HOLY CROSS	*	4.2	2	1	1	4	6	0	0	0	1	0	0	0	6-1	0-0	0	1.93	81
Feb 24	CORNELL		4.0	4	2	2	3	6	1	0	0	0	0	0	0	12-4	1-0	0	3.12	71
Mar 03	vs Texas State		0.1	1	2	2	3	1	0	0	0	4	0	0	0	5-4	1-0	0	5.00	24
Totals		1	9.0	7	5	5	10	13	1	0	0	5	0	0	0	23-9	1-0	0	5.00	-

34 — ANDERSON NEEDHAM

RHP • R/R • 6-4 • 190 • FR • HS

HEATH, TEXAS
(ROCKWALL HEATH HS)

SEASON HIGHS

- Relief Innings: 4.0 vs. Cornell (2/24)
- Starter Innings: 4.2 vs. Holy Cross (2/17)
- Strikeouts: 6 (2x, last 2/24 vs. Cornell)
- Scoreless Appearance Streak: N/A
- Winning Streak: 1 game (Feb. 24)

CAREER HIGHS

- Relief Innings: 4.0 vs. Cornell (2/24/19)
- Starter Innings: 4.2 vs. Holy Cross (2/17/19)
- Strikeouts: 6 (2x, last 2/24/19 vs. Cornell)
- Scoreless Appearance Streak: N/A
- Winning Streak: 1 game (Feb. 24, 2019)

NEEDHAM'S CAREER STATS																						
Season	ERA	W-L	APP-GS	CG	SHO	SV	IP	H	R	ER	BB	SO	2B	3B	HR	BF	B/AVG	WP	HBP	BK	SFA	SHA
2019	5.00	1-0	3-1	0	0	0	9.0	7	5	5	10	13	1	0	0	42	.226	5	0	0	0	1
CAREER	5.00	1-0	3-1	0	0	0	9.0	7	5	5	10	13	1	0	0	42	.226	5	0	0	0	1



2019 GAME-BY-GAME

#20 Raguse, T.J. - 3 games (All games)

Date	Opponent	Pos	AB	R	H	RBI	2B	3B	HR	BB	SB	CS	HBP	SAC	SF	GDP	K	PO	A	E	Avg	
Feb 16	HOLY CROSS-1	*dh	1	0	0	0	0	0	0	0	0	1	1	0	0	0	1	0	0	0	0	.000
Feb 22	CORNELL	ph	1	0	0	0	0	0	0	0	0	0	0	0	0	0	0	0	0	0	0	.000
Mar 03	vs Texas State	ph	1	0	0	0	0	0	0	0	0	0	0	0	0	0	1	0	0	0	0	.000
Totals		1gs	3	0	0	0	0	0	0	0	0	1	1	0	0	0	2	0	0	0	0	.000

On base pct. .250 • Slugging pct. .000

20 — T.J. RAGUSE

OF • L/L • 6-1 • 205 • SR • 3L

GEORGETOWN, TEXAS

(GEORGETOWN HS)

SEASON HIGHS

Hits: N/A

Runs: N/A

Doubles: N/A

Triples: N/A

Homers: N/A

Total Bases: N/A

RBI: N/A

Walks: N/A

Steals: N/A

Hitting Streak: N/A

On-Base Streak: 1 game (2/16)

CAREER HIGHS

Hits: 4 (4-15-18 at Memphis)

Runs: 3 (5x, last 4-27-18 at KSU)

Doubles: 2 (5-14-16 vs. TCU)

Triples: N/A

Homers: 1 (3x, last 4-27-18 at KSU)

Total Bases: 6 (4-27-18 at KSU)

RBI: 3 (4x, last 5-19-17 vs. KSU)

Walks: 3 (3x, last 4-17-18 vs. UAPB)

Steals: 1 (8x, last 5-19-17 vs. KSU)

Hitting Streak: 11 (April 18-May 13, 2018)

On-Base Streak: 18 (April 7-May 13, 2018)

RAGUSE'S CAREER STATS

Season	AVG.	GP-GS	AB	R	H	2B	3B	HR	RBI	SLG%	BB	HBP	SO	GDP	OB%	SF	SH	SB-ATT	PO	A	E	FLD%
2016	.300	36-25	90	19	27	8	0	1	18	.422	19	1	19	1	.427	0	1	1	0	0	0	.000
2017	.266	49-48	169	26	45	5	0	1	23	.314	31	1	29	2	.377	3	3	7	80	6	5	.945
2018	.324	35-32	108	22	35	4	0	1	19	.389	10	1	12	1	.380	2	1	0	37	3	3	.930
2019	.000	3-1	3	0	0	0	0	0	0	.000	0	1	2	0	.250	0	0	0	0	0	0	.000
CAREER	.289	123-106	370	67	107	17	0	3	60	.359	60	4	62	4	.390	5	5	8	117	9	8	.940



2018 GAME-BY-GAME

#25 Thomas, Andy - 4 games (All games)

Date	Opponent	Pos	AB	R	H	RBI	2B	3B	HR	BB	SB	CS	HBP	SAC	SF	GDP	K	PO	A	E	Avg
Feb 26	DALLAS BAPTIST	*dh	1	0	0	1	0	0	0	2	0	0	0	0	1	0	0	0	0	0	.000
Mar 01	vs Texas A&M	*dh	3	0	0	0	0	0	0	0	0	0	0	0	0	0	3	0	0	0	.000
Mar 02	vs Rice	*c	4	0	0	0	0	0	0	0	0	0	0	0	0	0	2	14	0	0	.000
Mar 03	vs Texas State	*dh	2	0	1	1	0	0	0	2	0	0	0	0	0	0	0	0	0	0	.100
Totals		4gs	10	0	1	2	0	0	0	4	0	0	0	0	1	0	5	14	0	0	.100

On base pct. .333 • Slugging pct. .100

25 — ANDY THOMAS

C/1B • L/R • 6-2 • 210 • JR • 2L

MURRIETA, CALIF.

(MURRIETA HS)

2019 SEASON HIGHS

Hits: 1 vs. Texas State (3/3)

Runs: N/A

Doubles: N/A

Triples: N/A

Homers: N/A

RBI: 1 (2x, last 3/3 vs. Texas State)

Walks: 2 (2x, last 3/3 vs. Texas State)

Steals: N/A

Hitting Streak: 1 game (March 3- pres)

On-Base Streak: 1 game (2x)

CAREER HIGHS

Hits: 3 (7x, last 5-11-18 vs. OSU)

Runs: 3 (2x, last 4-24-18 at TXST)

Doubles: 1 (11x, last 5-11-18 vs. OSU)

Triples: 1 (2x, last 5-10-17 vs. PVAMU)

Homers: 1 (2x, last 2-17-18 vs. HBU)

Total Bases: 6 (2-28-17 vs. UAPB)

RBI: 4 (5-11-18 vs. OSU)

Walks: 4 (3-26-18 vs. PVAMU)

Steals: 1 (4x, last 5-26-18 vs. OU)

Hitting Streak: 12 (Feb. 16-March 10, 2018)

On-Base Streak: 20 (April 2-May 17, 2018)

THOMAS' CAREER STATS																						
Season	AVG.	GP-GS	AB	R	H	2B	3B	HR	RBI	SLG%	BB	HBP	SO	GDP	OB%	SF	SH	SB	PO	A	E	FLD%
2017	.450	14-4	20	7	9	1	2	1	8	.850	5	1	1	0	.577	0	0	0	46	3	3	.942
2018	.324	58-58	216	35	70	10	0	1	34	.384	41	2	30	9	.435	1	3	4	428	42	5	.989
2019	.100	4-4	10	0	1	0	0	0	2	.100	4	0	5	0	.333	1	0	0	14	0	0	.000
CAREER	.325	76-66	246	42	80	11	2	2	44	.411	50	3	36	9	.442	2	3	4	488	45	8	.985



16 — TYLER THOMAS

LHP • L/L • 6-1 • 170 • SO • 1L

KELLER, TEXAS
(KELLER HS)

SEASON HIGHS

Relief Innings: N/A

Starter Innings: 3.2 (2/23 vs. Cornell)

Strikeouts: 6 (2/16 vs. Holy Cross)

Scoreless Appearance Streak: N/A

Winning Streak: N/A

CAREER HIGHS

Relief Innings: 2.2 (2-24-18 at UCLA)

Starter Innings: 5.0 (3x, last 5-13-18 vs. OSU)

Strikeouts: 7 (5-13-18 vs. OSU)

Scoreless Appearance Streak: N/A

Winning Streak: N/A

2019 GAME-BY-GAME

#16 Thomas, Tyler - 3 appearances (All games)

Date	Opponent	GS	IP	H	R	ER	BB	SO	2B	3B	HR	WP	BK	HBP	IBB	Score	W-L	Sv	ERA	NP
Feb 16	HOLY CROSS-1	*	3.0	5	3	2	3	6	0	0	0	0	0	2	0	8-5	0-0	0	6.00	80
Feb 23	CORNELL	*	3.2	3	3	2	5	5	1	0	0	1	0	1	0	10-3	0-0	0	5.40	73
Mar 02	vs Rice	*	2.0	2	3	3	4	2	1	0	1	0	0	0	0	3-6	0-1	0	7.27	56
Totals		3	8.2	10	9	7	12	13	2	0	1	1	0	3	0	21-14	0-1	0	7.27	-

THOMAS' CAREER STATS

Season	ERA	W-L	APP-GS	CG	SHO	SV	IP	H	R	ER	BB	SO	2B	3B	HR	BF	B/AVG	WP	HBP	BK	SFA	SHA
2018	3.38	3-3	16-14	0	0	0	53.1	38	25	20	55	59	5	3	1	247	.209	6	5	0	4	1
2019	7.27	0-1	3-3	0	0	0	8.2	10	9	7	12	13	2	0	1	51	.278	1	3	0	0	0
CAREER	3.92	3-4	19-17	0	0	0	62.0	48	34	27	67	72	7	3	2	298	.220	7	8	0	4	1



2019 GAME-BY-GAME

#45 Weaver, Cole - 4 games (All games)

Date	Opponent	Pos	AB	R	H	RBI	2B	3B	HR	BB	SB	CS	HBP	SAC	SF	GDP	K	PO	A	E	Avg
Feb 15	HOLY CROSS	*dh	2	0	0	0	0	0	0	0	0	0	1	1	0	0	1	0	0	0	.000
Feb 16	HOLY CROSS-1	*of	1	0	0	0	0	0	0	0	0	0	1	0	0	0	0	1	0	0	.000
Feb 23	CORNELL	ph	1	0	0	0	0	0	0	0	0	0	0	0	0	0	0	0	0	0	.000
Feb 24	CORNELL	ph/2b	1	1	1	0	0	0	0	0	0	0	0	0	0	0	0	0	0	0	.200
Totals		2gs	5	1	1	0	0	0	0	0	0	0	2	1	0	0	1	1	0	0	.200

On base pct. .429 • Slugging pct. .200

45 — COLE WEAVER

INF/OF • L/R • 5-10 • 170 • SR • 2L

CARLSBAD, CALIF.

(SANTA FE CHRISTIAN HS/SAINT JOHN'S)

SEASON HIGHS

- Hits: 1 (2/24 vs. Cornell)
- Runs: 1 (2/24 vs. Cornell)
- Doubles: N/A
- Triples: N/A
- Homers: N/A
- RBI: N/A
- Walks: N/A
- Steals: N/A
- Hitting Streak: 1 game (2/24-pres)
- On-Base Streak: 1 game (2/24-pres)

CAREER HIGHS

- Hits: 1 (5x, last 2-24-19 vs. Cornell)
- Runs: 1 (5x, last 2-24-19 vs. Cornell)
- Doubles: N/A
- Triples: N/A
- Homers: N/A
- Total Bases: 1 (4x, last 2-15-19 vs. Holy Cross)
- RBI: 2 (2-18-17 vs. Niagara)
- Walks: 1 (3-18-18 vs. TTU)
- Steals: N/A
- Hitting Streak: 1 game (2/24-pres)
- On-Base Streak: 1 game (2/24-pres)

WEAVER'S CAREER STATS																						
Season	AVG.	GP-GS	AB	R	H	2B	3B	HR	RBI	SLG%	BB	HBP	SO	GDP	OB%	SF	SH	SB	PO	A	E	FLD%
2017	.500	6-0	4	3	2	0	0	0	2	.500	0	0	0	0	.500	0	0	0	2	3	1	.833
2018	.182	11-1	11	1	2	0	0	0	0	.182	1	0	2	0	.250	0	0	0	4	0	0	1.000
2019	.200	4-2	5	1	1	0	0	0	0	.200	0	2	1	0	.429	0	1	0	1	0	0	1.000
CAREER	.250	21-3	20	5	5	0	0	0	2	.250	1	2	3	0	.348	0	1	0	7	3	1	.909



2019 GAME-BY-GAME

#37 Wehsener, Chase - 11 games (All games)

Date	Opponent	Pos	AB	R	H	RBI	2B	3B	HR	BB	SB	CS	HBP	SAC	SF	GDP	K	PO	A	E	Avg
Feb 15	HOLY CROSS	ph/1b	1	0	0	0	0	0	0	0	0	0	0	0	0	0	0	1	0	0	.000
Feb 16	HOLY CROSS-1	1b	2	1	0	0	0	0	0	1	0	0	0	0	0	0	6	0	0	0	.000
Feb 16	HOLY CROSS-2	*1b	5	1	1	0	0	0	0	0	0	0	0	0	0	0	1	5	0	0	.125
Feb 17	HOLY CROSS	*1b	4	0	0	0	0	0	0	0	0	0	0	0	0	0	2	13	0	0	.083
Feb 22	CORNELL	*1b	4	1	3	5	0	0	0	1	0	0	0	0	0	0	6	0	0	0	.250
Feb 23	CORNELL	*1b	4	2	2	0	0	0	0	0	0	0	0	0	0	0	1	6	0	0	.300
Feb 24	CORNELL	*1b	5	2	2	0	0	0	0	0	0	0	0	0	0	0	7	0	0	0	.320
Feb 26	DALLAS BAPTIST	*1b	4	1	2	1	0	0	0	0	0	0	0	0	0	0	1	7	2	0	.345
Mar 01	vs Texas A&M	*1b	3	0	0	0	0	0	0	0	0	0	0	0	0	0	8	0	0	0	.312
Mar 02	vs Rice	*1b	4	1	1	0	0	0	0	0	0	0	0	0	0	0	1	3	1	0	.306
Mar 03	vs Texas State	*1b	3	0	0	0	0	0	0	0	0	0	1	0	0	0	1	9	0	0	.282
Totals		9gs	39	9	11	6	0	0	0	2	0	0	0	1	0	0	7	71	3	0	.282

On base pct. .317 • Slugging pct. .282

37 — CHASE WEHSENER

INF • R/L • 6-1 • 185 • RFR • RS
SAN DIEGO, CALIF.
(CHRISTIAN HS)

SEASON HIGHS

- Hits: 3 (2/22 vs. Cornell)
- Runs: 2 (2x, last 2/24 vs. Cornell)
- Doubles: N/A
- Triples: N/A
- Homers: N/A
- RBI: 5 (2/22 vs. Cornell)
- Walks: 1 (2x, last 2/22 vs. Cornell)
- Steals: N/A
- Hitting Streak: 4 games (2/22-2/26)
- On-Base Streak: 4 games (2/22-2/26)

CAREER HIGHS

- Hits: 3 (2/22 vs. Cornell)
- Runs: 2 (2x, last 2/24 vs. Cornell)
- Doubles: N/A
- Triples: N/A
- Homers: N/A
- RBI: 5 (2/22 vs. Cornell)
- Walks: 1 (2x, last 2/22 vs. Cornell)
- Steals: N/A
- Hitting Streak: 4 games (2/22-2/26/19)
- On-Base Streak: 4 games (2/22-2/26/19)

WEHSENER'S CAREER STATS																						
Season	AVG.	GP-GS	AB	R	H	2B	3B	HR	RBI	SLG%	BB	HBP	SO	GDP	OB%	SF	SH	SB	PO	A	E	FLD%
2019	.282	11-9	39	9	11	0	0	0	6	.282	2	0	7	0	.317	0	1	0	71	3	0	1.000
CAREER	.282	11-9	39	9	11	0	0	0	6	.282	2	0	7	0	.317	0	1	0	71	3	0	1.000



2019 GAME-BY-GAME

#33 Wendzel, Davis - 11 games (All games)

Date	Opponent	Pos	AB	R	H	RBI	2B	3B	HR	BB	SB	CS	HBP	SAC	SF	GDP	K	PO	A	E	Avg	
Feb 15	HOLY CROSS	*3b/ss	4	3	3	2	1	0	0	2	0	0	0	0	0	0	0	2	2	0	.750	
Feb 16	HOLY CROSS-1	*3b	5	0	1	0	0	0	0	0	1	0	1	0	0	0	1	0	1	0	.444	
Feb 16	HOLY CROSS-2	*3b	4	1	2	2	0	0	0	0	0	0	0	0	1	0	0	0	1	0	.462	
Feb 17	HOLY CROSS	*3b/ss	4	1	1	1	1	0	0	1	0	0	0	0	0	0	0	0	5	0	.412	
Feb 22	CORNELL	*3b/ss	3	3	3	0	0	0	0	2	1	0	1	0	0	0	0	0	1	0	.500	
Feb 23	CORNELL	*3b	3	0	2	1	2	0	0	1	1	0	1	0	0	0	0	1	1	0	.522	
Feb 24	CORNELL	*3b	4	3	2	1	2	0	0	0	2	1	0	0	0	0	0	0	0	0	.519	
Feb 26	DALLAS BAPTIST	*3b	4	2	2	3	0	0	2	1	0	0	0	0	0	0	1	0	2	0	.516	
Mar 01	vs Texas A&M	*3b	3	0	2	2	0	0	0	0	1	0	0	0	1	0	1	0	2	0	.529	
Mar 02	vs Rice	*3b	4	0	0	0	0	0	0	0	0	0	0	0	0	0	3	1	3	0	.474	
Mar 03	vs Texas State	*3b	5	1	2	1	1	0	0	0	0	0	0	0	0	0	1	1	2	0	.465	
Totals			11gs	43	14	20	13	7	0	2	7	6	0	4	0	2	0	7	5	20	0	.465

On base pct. .554 • Slugging pct. .767

33 — DAVIS WENZEL

INF • R/R • 6-0 • 205 • JR • 2L
 SAN CLEMENTE, CALIF.
 (J SERRA HS)

SEASON HIGHS

- Hits: 3 (2x, last 2/22 vs. Cornell)
- Runs: 3 (3x, last 2/24 vs. Cornell)
- Doubles: 2 (2x, last 2/23 vs. Cornell)
- Triples: N/A
- Homers: 2 (2/26 vs. DBU)
- RBI: 3 (2/26 vs. DBU)
- Walks: 2 2x (2/22 vs. Cornell)
- Steals: 2 (2/24 vs. Cornell)
- Hitting Streak: 9 games (Feb. 15-March 1)
- On-Base Streak: 9 games (Feb. 15-March 1)

CAREER HIGHS

- Hits: 4 (5-10-17 vs. PVAMU)
- Runs: 3 (5x, last 2-24-19 vs. Cornell)
- Doubles: 2 (5x, last 2-24-19 vs. Cornell)
- Triples: 1 (3x, last 5-8-18 vs. PVAMU)
- Homers: 2 (2x, 2-26-19 vs. DBU, 4-22-17 at TCU)
- Total Bases: 10 (4-22-17 at TCU)
- RBI: 5 (4-28-18 at KSU)
- Walks: 3 (2x, last 4-20-18 vs. TCU)
- Steals: 2 (2-24-19 vs. Cornell)
- Hitting Streak: 17 (April 13-May 13, 2018)
- On-Base Streak: 37 (March 10-May 13, 2018)

WENZEL'S CAREER STATS																						
Season	AVG.	GP-GS	AB	R	H	2B	3B	HR	RBI	SLG%	BB	HBP	SO	GDP	OB%	SF	SH	SB	PO	A	FLD%	
2017	.301	50-47	153	34	46	7	2	8	30	.529	30	4	22	3	.428	0	6	0	77	43	7	.945
2018	.310	58-58	216	38	67	22	1	8	49	.532	39	12	40	2	.435	4	0	4	37	69	3	.972
2019	.465	11-11	43	14	20	7	0	2	13	.767	7	4	7	0	.554	2	0	6	5	20	0	1.000
CAREER	.323	119-116	412	86	133	36	3	18	92	.556	76	20	69	5	.446	6	6	10	119	132	10	.962



24 — JIMMY WINSTON

RHP • R/R • 6-4 • 200 • RSO • 1L

HOUSTON, TEXAS

(LAMAR HS)

SEASON HIGHS

Relief Innings: 4.0 vs. Holy Cross 2-16 (Gm 1)

Starter Innings: N/A

Strikeouts: 3 (2x, last 3-1 vs. Texas A&M)

Scoreless Appearance Streak: 5 appearances
(7.2 inn) (Feb. 22-pres)

Winning Streak: N/A

CAREER HIGHS

Relief Innings: 4.0 vs. Holy Cross (2-16-19,
Gm 1)

Starter Innings: 4.0 (4-17-18 vs. TSU)

Strikeouts: 3, 2x (2-16-19 vs. Holy Cross, 5-27-
18 vs. TCU)

Scoreless Appearance Streak: 5 appearances
(7.2 inn) (Feb. 22, 2019-pres)

Winning Streak: N/A

2019 GAME-BY-GAME

#24 Winston, Jimmy - 6 appearances (All games)

Date	Opponent	GS	IP	H	R	ER	BB	SO	2B	3B	HR	WP	BK	HBP	IBB	Score	W-L	Sv	ERA	NP
Feb 16	HOLY CROSS-1		4.0	4	1	1	1	3	1	0	1	0	0	0	0	8-5	0-0	0	2.25	60
Feb 22	CORNELL		1.0	1	0	0	0	1	0	0	0	1	0	0	0	17-0	0-0	0	1.80	12
Feb 24	CORNELL		1.0	1	0	0	0	1	1	0	0	0	0	1	0	12-4	0-0	0	1.50	22
Feb 26	DALLAS BAPTIST		1.0	1	0	0	0	1	0	0	0	0	0	0	0	10-4	0-0	0	1.29	13
Mar 01	vs Texas A&M		3.0	1	0	0	1	3	1	0	0	0	0	1	0	2-5	0-0	0	0.90	45
Mar 03	vs Texas State		1.2	1	0	0	0	0	0	0	0	0	0	0	0	5-4	0-0	0	0.77	15
Totals		0	11.2	9	1	1	2	9	3	0	1	1	0	2	0	54-22	0-0	0	0.77	-

WINSTON'S CAREER STATS

Season	ERA	W-L	APP-GS	CG	SHO	SV	IP	H	R	ER	BB	SO	2B	3B	HR	BF	B/AVG	WP	HBP	BK	SFA	SHA
2018	2.25	2-0	11-2	0	0	0	20.0	17	6	5	9	12	3	0	1	83	.236	1	1	0	1	0
2019	0.77	0-0	6-0	0	0	0	11.2	9	1	1	2	9	3	0	1	45	.220	1	2	0	0	0
Career	1.71	2-0	17-2	0	0	0	31.2	26	7	6	11	21	6	0	2	128	.230	2	3	0	1	0

RADIO / TV ROSTER


PLAYERS



Nick Loftin
 IF/RHP • So. (1V)
 R/R • 6-1 • 165
 Corpus Christi, Texas
 (W.B. Ray HS) **2**



Ricky Martinez
 IF • Fr. (HS)
 R/R • 6-0 • 190
 Morgan Hill, Calif.
 (St. Francis HS) **11**



Mack Mueller
 OF/1B • Jr. (TR)
 R/L • 6-3 • 225
 Abilene, Texas
 (Cisco College) **50**



Anderson Needham
 RHP • Fr. (HS)
 R/R • 6-4 • 190
 Heath, Texas
 (Rockwall Heath HS) **34**



T.J. Raguse
 OF • Sr. (3L)
 L/L • 6-1 • 205
 Georgetown, Texas
 (Georgetown HS) **20**




Hunter Seay
 OF/LHP • Jr. (2L)
 L/L • 6-0 • 180
 Keller, Texas
 (Keller HS) **13**



Ryan Segner
 RHP • Fr. (HS)
 R/R • 6-2 • 190
 Fredricksburg, Texas
 (Fredricksburg HS) **36**



Andy Thomas
 C/1B • Jr. (2L)
 L/R • 6-2 • 210
 Murrieta, Calif.
 (Murrieta HS) **25**



Tyler Thomas
 LHP • So. (1V)
 L/L • 6-1 • 170
 Keller, Texas
 (Keller HS) **16**



Jake Walsh
 C • Fr. (HS)
 R/R • 6-3 • 175
 Carrollton, Texas
 (Trinity Christian HS) **29**



Cole Weaver
 IF • Sr. (2L)
 L/R • 5-10 • 170
 Carlsbad, Calif.
 (St. John's) **45**



Chase Wehsener
 1B • R-Fr. (HS)
 R/L • 6-1 • 185
 San Diego, Calif.
 (Christian HS) **37**



Davis Wendzel
 IF • Jr. (2L)
 R/R • 6-0 • 205
 San Clemente, Calif.
 (J Serra Catholic HS) **33**



Branson Wilson
 RHP • Fr. (HS)
 R/R • 6-3 • 190
 Fort Worth, Texas
 (Southwest Christian HS) **24**



Jimmy Winston
 RHP • R-So. (1V)
 R/R • 6-4 • 200
 Houston, Texas
 (Lamar HS) **24**



Steve Rodriguez
 Head Coach
 Pepperdine, 2001
 4th season **5**



Jon Strauss
 Assistant Coach
 Long Beach State, 1996
 4th season **4**



Mike Taylor
 Assistant Coach
 Prairie View A&M, 1997
 4th season **6**



Ruben Noriega
 Assistant Coach
 Lindenwood, 2009
 4th season **27**


RADIO / TV ROSTER



Jacob Ashkinos
RHP • R-So. (1L) **30**
R/R • 6-1 • 225
Aledo, Texas
(Cisco College)




Ryan Bertelsman
OF • R-So. (1L) **3**
R/R • 6-0 • 195
Friendswood, Texas
(Friendswood HS)



Josh Bissonette
IF • Sr. (3L) **14**
R/R • 6-0 • 185
Anaheim Hills, Calif.
(Orange Lutheran HS)



Luke Boyd
RHP • Jr. (2L) **41**
R/R • 6-2 • 180
Ojai, Calif.
(Nordhoff HS)



Cody Bradford
LHP • Jr. (2L) **18**
L/L • 6-3 • 195
Aledo, Texas
(Aledo HS)



Daniel Caruso
RHP • R-So. (1L) **31**
L/R • 6-0 • 160
Los Angeles, Calif.
(Loyola HS)



Richard Cunningham
OF • Jr. (2L) **21**
L/L • 5-10 • 195
Austin, Texas
(Stephen F. Austin HS)



Paul Dickens
LHP • Jr. (TR) **40**
L/L • 6-5 • 225
Fort Worth, Texas
(Navarro College)



Davion Downey
OF • So. (1L) **9**
L/L • 6-0 • 200
Bowling Green, Ky.
(Warren East HS)



Logan Freeman
RHP • Jr. (TR) **44**
R/R • 6-1 • 215
Buffalo, Texas
(McLennan CC)




Collin Garrett
RHP • R-Jr. (1L) **54**
R/R • 6-5 • 250
Montgomery, Texas
(Montgomery HS)



William Gilbert
RHP • So. (HS) **55**
R/R • 6-6 • 220
Plano, Texas
(Trinity Christian Academy)



Cole Haring
OF • Sr. (1L) **1**
R/R • 5-10 • 185
Katy, Texas
(McLennan CC)




Kyle Harper
C/1B • R-Fr. (RS) **8**
R/R • 6-0 • 190
Houston, Texas
(Cypress Creek HS)



Brooks Helmer
RHP/1B • Fr. (HS) **35**
R/R • 6-4 • 230
Rockwall, Texas
(Rockwall HS)



Blake Helton
RHP • Fr. (HS) **22**
R/R • 6-4 • 175
Austin, Texas
(Lake Travis HS)




Kyle Hill
RHP • Sr. (3V) **15**
R/R • 5-11 • 195
Corpus Christi, Texas
(Calallen HS)



Hayden Kettler
RHP • Jr. (2L) **28**
R/R • 6-2 • 190
Coppell, Texas
(Coppell HS)



Shea Langeliers
C • Jr. (2L) **23**
R/R • 6-0 • 190
Keller, Texas
(Keller HS)



Ryan Leckich
LHP • Jr. (2L) **19**
S/L • 5-10 • 190
Port Neches, Texas
(Neches Groves HS)