

BAYLOR

BASEBALL GAME NOTES



Follow Baylor Baseball on Twitter, Instagram and Facebook: @BaylorBaseball



12/15/16 **BAYLOR** (7-0, 0-0 Big 12) • NR/NR/NR **DALLAS BAPTIST** (5-2, 0-0 MVC)

Feb. 26 • 6:35 p.m. • Watch: FoxSports Southwest-Plus • Radio: ESPN1660am/92.3fm • Stats: BaylorStats.com



Waco, Texas • Baylor Ballpark (5,000) • Social Media: @BaylorBaseball | #SicDBU | #SicEm |

MEDIA INFORMATION

Game 8 TV: FSSW-Plus

Radio: ESPN 1660am/92.3fm

Radio Stream: <https://listen.tunein.com/baylor18schedule/> (\$)

Live Stats: BaylorStats.com

All-Time Series

51-26	
Waco	Baylor leads, 37-17
Dallas	Baylor leads, 12-9
Neutral	Baylor leads, 2-0

SCHEDULE/RESULTS

Date	Opponent	Time/Result
Feb. 15	Holy Cross	W, 12-0
Feb. 16	Holy Cross (DH)	W, 8-5 (11)
Feb. 16	Holy Cross (DH)	W, 8-5
Feb. 17	Holy Cross	W, 6-1
Feb. 19	at Texas State	cancelled
Feb. 22	Cornell	W, 17-0
Feb. 23	Cornell	W, 10-3
Feb. 24	Cornell	W, 12-4
Feb. 26	Dallas Baptist (FSSW-Plus)	6:35 p.m.

2019 Shriners Hospital for Children Classic

March 1	vs. Texas A&M # (AT&T Sports Net)	7:00 p.m.
March 2	vs. Rice # (AT&T Sports Net)	3:00 p.m.
March 3	vs. Texas State # (AT&T Sports Net)	11:00 a.m.

March 5	UT Arlington (FSSW-Plus)	6:35 p.m.
March 8	at Nebraska	1:35 p.m.
March 9	at Nebraska	2:05 p.m.
March 10	at Nebraska	1:35 p.m.
March 13	Abilene Christian	6:35 p.m.
March 15	Cal Poly	6:35 p.m.
March 16	Cal Poly	3:05 p.m.
March 17	Cal Poly (FSSW)	1:05 p.m.
March 19	at Sam Houston State	6:30 p.m.
March 22	West Virginia* (FCS/FSGD)	6:35 p.m.
March 23	West Virginia* (FSSW)	3:05 p.m.
March 24	West Virginia* (FSSW)	12:05 p.m.
March 26	Texas Southern	6:35 p.m.
March 27	Texas Southern	6:35 p.m.
March 29	at Kansas*	6:00 p.m.
March 30	at Kansas*	2:00 p.m.
March 31	at Kansas*	1:00 p.m.
April 2	at Dallas Baptist	6:30 p.m.
April 5	Texas* (ESPNU)	8:00 p.m.
April 6	Texas* (FSSW-Plus)	3:05 p.m.
April 7	Texas* (FCS/FSGD)	3:35 p.m.
April 9	at UT Arlington	6:30 p.m.
April 12	Oklahoma*	6:35 p.m.
April 13	Oklahoma*	3:05 p.m.
April 14	Oklahoma* (ESPNU)	3:00 p.m.
April 16	Sam Houston State (FSSW-Plus)	6:35 p.m.
April 18	at Texas Tech*	6:30 p.m.
April 19	at Texas Tech* (FS1)	6:30 p.m.
April 20	at Texas Tech*	2:00 p.m.
April 23	Stephen F. Austin	6:35 p.m.
April 26	at TCU*	6:30 p.m.
April 27	at TCU*	4:00 p.m.
April 28	at TCU*	1:00 p.m.
April 30	Lamar	6:35 p.m.
May 3	Kansas State* (FSSW-Plus)	6:35 p.m.
May 4	Kansas State* (FSSW)	3:05 p.m.
May 5	Kansas State* (FSSW-Plus)	12:05 p.m.
May 16	at Oklahoma State*	6:35 p.m.
May 17	at Oklahoma State*	6:35 p.m.
May 18	at Oklahoma State*	6:05 p.m.

Big 12 Championship (Chickasaw Bricktown Ballpark)

May 22-26	TBA	TBA
NCAA Regionals		
May 31-June 3	TBA	TBA
NCAA Super Regionals		
June 7-10	TBA	TBA
NCAA College World Series		
June 14-26	TBA	TBA

*Big 12 Conference game #2019 Shriners Hospital for Children Classic (Houston, Texas, Minute Maid Park)

STORY LINES

• The Bears remain at home for their midweek matchup against Dallas Baptist, set for 6:35 p.m. CT on Tuesday, Feb. 26. The game will be televised live on FSSW-Plus and radio will be available on 1660 a.m./92.3 f.m.

• Projected Pitching Matchup

Tues., Feb. 26 • 6:35 p.m. CT • LHP Paul Dickens vs. RHP Luke Trahan

• First Career Start for Dickens

Junior college transfer Paul Dickens is set to make his first start as a Bear. In 2018 at Navarro College, Dickens was 8-2 in 13 starts with a 2.62 ERA, 92 strikeouts in 65.1 innings. So far in 2019 he has been used out of the pen, throwing 7.0 innings over two different appearances. He threw a Baylor career high 3.2 innings in relief against Holy Cross on Feb. 16, allowing 3 runs on 4 hits with 3 walks and a career-high 4 strikeouts in his Baylor debut. He settled in during his second appearance of the season on Feb. 23 vs. Cornell, earning his first Baylor win in relief after throwing 3.1 innings of shutout ball, scattering 2 hits with 1 walk and 3 strikeouts.

• Dallas Baptist

Perennial contender out of the Missouri Valley Conference, DBU is currently 5-2 to start the season. The Patriots swept Kent State on opening weekend, but followed that up with a midweek loss at Oklahoma. This past weekend the Patriots took two-of-three from a strong Minnesota club, including winning the rubber game on Sunday, 7-5. Projected starter is freshman RHP Luke Trahan, who threw two-complete innings against Kent State, allowing 2 runs on 2 hits with 1 walk and 2 strikeouts in his collegiate debut.

• Last Weekend Recap

• The Bears are 7-0 on the season after sweeping visiting Cornell, 3-0. The Bears tallied double-digit run totals in all three games, including a 17-0 shutout on Friday. Overall, the Bears outscored the Big Red, 39-7 on the weekend.

• In game one, Hayden Kettler was once again outstanding, collecting a career-high nine strikeouts in six innings of shutout ball. He earned the win to improve to 2-0 on the season. At the plate, Chase Wehsener had a career day, driving in a career-high 5 runs on 3 hits with one walk. All in all, the entire starting lineup had at least one hit on the day, with six Bears collecting multi-hit games. Josh Bissonette, Cole Haring and Mack Mueller each launched their first home runs of the season.

• In game two of the series, Paul Dickens entered in relief in the fourth inning with the bases loaded and two outs and got a pop out to end the inning. He would cruise through three more scoreless innings en route to his first Baylor victory. Richard Cunningham had 3 hits on the day, while Nick Loftin led the team with 3 RBI. Both Bissonette and Wendzel had two doubles on the day, tying their career-high marks.

• In game three, the Bears trailed 2-0 early, but answered the call in the bottom half of the first inning, tying things up and then quickly put the game out of reach as they scored seven in the second inning, due in part to home runs by Kyle Harper and Cole Haring. For Harper, it was a two-run shot, the first of his career, while Haring's was a three-run shot and his second of the weekend.

TEAM INFORMATION

BAYLOR (4-0, 0-0 Big 12)	
Ranking	16 - BA, 12- NCBWA, 15 - D1, 12 - PG
Head Coach	Steve Rodriguez (Pepperdine, 2001)
Career Record	503-373* (16th season)
<small>(*Note: Due to NCAA sanctions against the University, Pepperdine later vacated all wins and NCAA Tournament appearances in baseball between the 2008-11 seasons. Rodriguez's adjusted record is 388-373.)</small>	
BU Record	102-73
Record vs. DBU	5-1

DALLAS BAPTIST (5-2, 0-0 MVC)

Ranking	NR - BA, RV - NCBWA, NR - D1, NR - PG
Head Coach	Dan Heefner
Career Record	430-229 (12th season)
2018 Record	42-21

POSSIBLE BU STARTERS

#	P	NAME	YR.	AVG	R	H	2B	3B	HR	RBI
8	C	Kyle Harper	RSO.	.400	2	6	1	0	1	5
37	1B	Chase Wehsener	RSO.	.320	7	8	0	0	0	5
14	2B	Josh Bissonette	Sr.	.409	7	9	2	1	1	7
2	SS	Nick Loftin	So.	.394	10	13	2	1	0	6
33	3B	Davis Wendzel	Jr.	.519	11	14	6	0	0	7
1	LF	Cole Haring	Sr.	.370	8	10	0	0	2	11
21	CF	Richard Cunningham	Sr.	.375	10	12	4	1	0	5
9	RF	Davion Downey	So.	.417	9	10	4	0	1	7
3	DH	Ryan Bertelsman	RSO.	.400	4	6	1	0	0	5
#	P	NAME	YR	ERA	W-L	IP	SO	BB	B/AVG	
40	L	Paul Dickens	Jr.	3.86	1-0	7.0	7	4	.214	

GAME 8 - DBU 2019 QUICK FACTS

UNIVERSITY

Location:	Waco, Texas
Chartered:	1845, by Republic of Texas
Enrollment:	17,217
Conference:	Big 12
Colors:	Green (PMS 560) & Gold (PMS 1235)
Nickname:	Bears
Mascots:	Joy and Lady (live Black Bears)
President:	Dr. Linda A. Livingstone
Faculty Representative:	Jeremy Counsellor
Director of Athletics:	Mack Rhoades
Sport Administrator:	Chad Jackson
Athletic Department Phone:	254.710.1234
Ticket Information Phone:	254.710.1000
Stadium (capacity):	Baylor Ballpark at Ferrell Field (5,000)
Largest Crowd:	5,911 (4/21/12 vs. Texas A&M)
Dimensions:	330-400-330
Press Box Phone:	254.754.5546

BASEBALL HISTORY

First Season:	1902
All-Time Record:	2,332-1,715-6 (.576)
All-Time Big 12 Record:	321-275 (.539)
Overall Postseason Record:	44-46 (.489)
NCAA Super Regional Appearances:	20
NCAA Super Regional Appearances:	4
CWS Appearances:	3 (1977, 1978, 2005)
Last NCAA Appearance:	2018 (Stanford Regional)
Conference Titles:	5 (1923, 1966, 2000, 2005, 2012)

2018 REVIEW

2018 Overall Record:	37-21
2018 Big 12 Record (Finish):	13-11 (5th)
2018 Final Rankings:	RV/NR/NR/NR
2018 Postseason:	Stanford Regional

2018 PREVIEW

Lettermen Returning/Lost:	20/8
Position Starters Returning/Lost:	10/0
Starting Pitchers Returning/Lost:	3/0
Newcomers:	11

COACHING STAFF

Head Coach:	Steve Rodriguez (Pepperdine, 2001)
Record at Baylor:	99-73 (4th season)
Career Record:	385-373 (16th season)
Assistant Coaches:	
Jon Strauss (4th season; Long Beach State, 1996)	
Mike Taylor (4th season; Prairie View A&M, 1997)	
Ruben Noriega (4th season; Lindenwood, 2009)	
Director of Operations:	Justin Grassi
Athletics Trainer:	Josh Ogden
Administrative Assistant:	Maggy Smith
Baseball Office Phone:	254.710.3029
Baseball Office Fax:	254.710.3008

ATHLETICS COMMUNICATIONS

Baseball Contact:	Rachel Caton
Office Phone:	254.710.3784
Cell Phone:	254-652-2061
E-mail:	Rachel_Caton@Baylor.edu
BAC Office:	1500 S. University Parks Dr. Waco, TX 76706

TEAM QUICK NOTES

IN THE NATIONAL RANKINGS

• After a 7-0 start and the first two weekends of play, the Bears boast the third-highest batting average in the nation (.370) and also rank third with 22 doubles as a team and fourth with 3.14 doubles per game. The Bears' on-base percentage of .467 is fifth-best in the nation and the team's 73 runs are ninth-best. The team also ranks ninth with a .560 slugging percentage. On the mound, the Bears rank 21st with 11.4 strikeouts per nine innings and the team's two shutouts are third-best.

HOW THE BEARS STACK UP

• The Bears currently lead the Big 12 with a team batting average of .370 and are second in the conference in pitching with a team ERA of 1.97. Wendzel's batting average of .519 is tops in the conference and Hayden Kettler's 17 strikeouts are 2nd-best.

GETTING BEANED

• The Bears have been hit 20 times this season, ranking sixth-best nationally in the category. Davion Downey has been hit six times on the year, good for third-most nationally.

OFFENSE CLICKING EARLY

• The Bears have mashed 73 runs in their first seven games of the season, the most in the first seven games in program history. The Bears have outscored their opponents, 73-18 overall.

WENZEL WITH QUITE THE START

• The junior third-baseman is on fire to start the season and his 14 hits in 27 at bats are the second-most in the Big 12 and 16th-most nationally. His 6 doubles so far on the year rank third nationally and his batting average of .519 is tops in the Big 12 and 34th nationally. He is currently averaging 2.00 hits per game, good for 17th-best nationally and his 11 runs scored are 18th-best and tops in the Big 12. He has also displayed some wheels this season, already nabbing a career-high 5 bags, good for second-most in the conference.

WINNING EARLY

• The Bears have won the first seven games of the season for the first time since 2017, when the team won its first 10 games, and fourth time since 1993 ('93, '08, '17, '19).

Hitting 100

• Baylor head coach Steve Rodriguez reached his 100th victory at Baylor with the 17-0 victory over Cornell on Friday, becoming the fastest Baylor coach to reach 100 wins. Hall of Fame coach Mickey Sullivan, the head coach for 21 seasons, reached 100 wins in his fourth season (1977), 38 games in, taking him 168 total games to reach the milestone. Coach Steve Smith, also the head coach for 21 years, reached his 100th win 184 games into his career, 17 games into his fourth season (1998). Coach Rodriguez has a chance to earn his 100th win this weekend, and if he were to win on Friday, it would have taken him just 150 games (5 into his fourth season) to reach the milestone.

In the Rankings

• After the first weekend of play the Bears mostly stayed put in the rankings, sitting at No. 12 in the Perfect Game poll, No. 15 in the D1Baseball poll, No. 16 in the Baseball America poll, No. 18 in the USA Today Coaches Poll, No. 21 in the Collegiate Baseball poll. The only poll the Bears had movement in was the NCBA poll, jumping up one spot to No. 15.

The Bears are the preseason No. 2 pick in the Big 12 and earned two first place votes, collected 58 total points, behind No. 1 Texas Tech's 61 points. The second place finish ties the highest in program history, first time since 2004 the Bears were picked second and fifth time in program history. .

Familiar Faces

• Baylor returns 20 letterwinners after losing eight from the 2018 squad, including Preseason All-Big 12 selections Cody Bradford, Shea Langeliers, Davis Wendzel and Nick Loftin. Baylor returns all nine position starters, plus the entire pitching rotation from 2018. On the mound the Bears return 95 percent of their starts (55 of 58) from 2018 and 73 percent of their wins.

Newcomers to the Family

• Baylor welcomes 11 newcomers to the 2019 team. Seven of those are pitchers, including true freshmen in RHP Ryan Segner, RHP Anderson Needham, RHP Blake Helton, RHP Branson Wilson, sophomore RHP William Gilbert and junior junior college transfers LHP Paul Dickens and RHP Logan Freeman. One newcomer, Brooks Helmer is a two-way guy, first baseman in the field and a RHP on the mound. The Bears then have three position player newcomers in freshman infielder Ricky Martinez, freshman catcher Jake Walsh and junior college transfer outfielder/first baseman Mack Mueller.

Keep Getting Better

• The Bears are coming off the 2018 season where they collected 37 wins (37-21), improving upon 2017's 34 wins, the most since 2012. The Bears finished with 13 wins in Big 12 play (13-11), the most since 2013.

FRIDAY GUY

• In the early-goings of the season, junior righthanded pitcher Hayden Kettler has stepped into the role of the "Friday

2019 BAYLOR BASEBALL GAME NOTES

guy” and he has looked the part early on this season. He tied his career-high with seven-complete innings pitched against Holy Cross, while striking out a then-career-high 8 batters. That career-high mark was broken this past weekend as he struck out a career-high 9 batters in six innings of work vs. Cornell. The junior has led to allow a run. His final strikeout vs. Cornell on Friday was the 100th of his career.

STREAKS

- Senior infielder Josh Bissonette extended his on-base streak to 14 games going back to last season, while Shea Langeliers has a 16-game on-base streak in play. Sophomore Nick Loftin extended his on-base streak to 14 games going back to last season and Downey has a 10-game on-base streak and nine-game hit streak going back to last season. Davis Wendzel also boasts a seven-game hitting streak.

CUNNINGHAM AT THE PLATE

- The senior was outstanding over the first weekend, leading the team with 8 hits. Cunningham first started out the weekend going 3-for-5 on opening day with two runs scored, over four seasons he is now 7-for-13 during home openers. Then in game two of the double header he was 5-for-5, a home run shy of hitting for the cycle. He finished the weekend 8-for-20 with 5 runs scored, 2 doubles, 1 triple and 4 RBIs.

LOTS OF FIRSTS

- Opening weekend saw a lot of firsts for the Bears. Newcomers Mack Mueller, Paul Dickens Ricky Martinez, William Gilbert, Chase Wehsener and Anderson Needham made their Baylor debuts. For Martinez, Wehsener, Gilbert and Needham made their collegiate debuts. Mueller and Dickens are junior college transfers. Wehsener collected his first-career hit on Saturday vs. Holy Cross, while Needham had a no-hitter going through 4.0 innings and struck out 6 batters.
- In the 17-0 victory over Cornell on Feb. 22, three more Bears made their collegiate debuts, as catcher Jake Walsh made an appearance, along with RHP Blake Helton and RHP Ryan Segner, who both pitched shutout innings.
- Redshirt sophomore Daniel Caruso was outstanding, earning the win in game three of the victory over Holy Cross on Saturday. He threw 2.0 scoreless innings in relief, holding the Crusaders to just 1 hit and 1 walk along with a career-high 3 strikeouts.

2018

- The Bears ended 2018 at the Stanford Regional, falling to No. 51 Stanford, 4-2. The Bears lost game one of the regional 6-2, running into a hot Cal State Fullerton and pitcher Colton Eastman. The Bears then bounced back and won the elimination game vs. Wright State, 11-5.

GOLDEN SPIKES

- Bradford and Langeliers were 2 of 55 and 1 of 3 from Big 12 named to USA Baseball’s 2018 Golden Spikes Award Watch List (top amateur baseball player in country). For the first time in program history the Bears have had two players named to the watch list in the same season. Langeliers is one of 10 returners to the watch list from 2018.

STOPPER OF THE YEAR

- Hill was 1 of 75 and 1 of 3 from Big 12 named to NCBWA 2019 Stopper of the Year Preseason Watch List (top relief pitcher in NCAA DI baseball). For the third-straight year the Bears have a pitcher on the watch list after Troy Montemayor in 2017 and 2018.

BOBBY BRAGAN COLLEGIATE SLUGGER AWARD

- Cunningham and Andy Thomas were 2 of 30 players (2 of 6 from the Big 12) named to 2019 Bobby Bragan Collegiate Slugger Award Watch List (top DI slugger on field, in dugout and in the classroom from Texas, Oklahoma, Arkansas, Louisiana and New Mexico). Cunningham is the first student-athlete to be on the watch list for three-straight seasons.

CLOSING OUT HOT

- The Bears won 24 of the last 29 games of the 2018 season, en route to winning the program’s first Big 12 Tournament title. The Bears then made their second-straight NCAA Regional berth. During that streak they won 13-straight games, including six-straight Big 12 games. During that stretch the Bears garnered its first sweep of TCU on April 20-22 since Feb. 18-20, 2000.

STEADY IMPROVEMENT

- The Bear are looking to take another jump in 2019 as they have steadily improved under fourth-year head coach Steve Rodriguez. In his first year in 2016, the Bears finished 24-29, 10-14 in the Big 12. In year two (2017), the Bears were 34-23, 12-12 in the Big 12 and advanced to the Houston Regional. In 2018, the Bears won the Big 12 Tournament for the first time in program history and advanced to the NCAA postseason in the Stanford Regional for the second-straight season. The Bears were 37-21 and finished fifth in the Big 12 at 13-11.

BIG 12 TOURNAMENT CHAMPIONS

- The Bears won the Big 12 Tournament title in 2018 for the first time in program history, its first conference tournament title since 1993 (Southwest Conference) and its fourth overall (1977, 1978 (both SWC)). Baylor played in the Big 12 Championship title game for the first time since 2010 (No. 6 Baylor lost to No. 4 Texas A&M 5-3 in 10 innings). BU is now 1-6 all-time in Big 12 Championship title games and made it to the title game as a No. 5 seed in 2003 (lost to No. 3 Texas 10-8 in 10 innings). BU was the first No. 5 seed to play in the title game since



STEVE RODRIGUEZ
HEAD COACH
16TH SEASON (4th Baylor)

THE RODRIGUEZ FILE

PERSONAL

Hometown: Las Vegas, Nev.
Family: Wife, Kim; daughter, Julia, son, Nolan

EDUCATION

College: Pepperdine (2001) - B.S. Public Relations
Pepperdine (2003) - Master’s Educational Technology

COACHING EXPERIENCE

Assistant Coach

Pepperdine, 2000-03

- Helped team to 145-98 record, 88-32 mark in WCC
- 2001 WCC title
- 2 NCAA Tournament appearances (2001, 2003)

Head Coach

Pepperdine, 2004-2015

- 401-300 (.572) record, 163-109 (.599) in WCC
- Second-winningest coach in program history
- 701 games coached are school record
- 2014 West Coast Conference Coach of the Year
- 2014 USA Baseball National Team Assistant Coach
- 2012 West Coast Conference Coach of the Year
- 8 NCAA Regionals (2004-08, 2012, 2014-15) -- Hosted first-ever Regional in 2006
- 1 NCAA Super Regional (2014) -- Program’s first appearance
- 2 West Coast Conference tournament championships (2014-15)
- 3 West Coast Conference Championship Series titles (2004-06)
- 5 West Coast Conference regular season championships (2004-06, 2012, 2014)

Head Coach

Baylor, 2016-pres.

- Fourth season, 99-73 overall record, 35-37 Big 12 record
- 2017 Big 12 Coach of the Year
- Led Baylor to first NCAA Regional since 2012 in 2017, 2018
- 1 Gold Glove selection
- 3 All-America selections
- 2 Freshman All-America selections
- 2 All-District selections
- Baylor’s First Big 12 Pitcher of the Year

THE RODRIGUEZ WORKSHEET

YEAR	SCHOOL	OVERALL	CONF.
Year	Overall	Conference	NCAA
^2004	30-32	@19-11/1st	Regional
^2005	41-23	@21-9/1st	Regional
^2006	42-21	@15-6/T-1st	Regional
^2007	35-22	14-7/3rd	Regional
^2008*	38-21	14-6/2nd	Regional
^2009*	31-23	12-9/T-3rd	
^2010*	24-30	12-9/T-3rd	
^2011*	22-34	7-14/7th	
^2012	36-23	16-8/1st	Regional
^2013	27-24	13-11/5th	
^2014	43-18	#18-9/1st	Super Regional
^2015	32-29	#17-10/2nd	Regional
+2016	24-29	10-14/7th	
+2017	34-23	12-12/4th	Regional
+2018	37-21\$	13-11	Regional
+2019	7-0	0-0	
Totals*	503-373	198-146	10 appearances
Baylor	102-73	35-37	

+Baylor; *Pepperdine; @West Coast Conference Series Champion; #West Coast Conference Tournament Champion; \$ Big 12 Conference Tournament Champion

*Note: Due to NCAA sanctions against the University, Pepperdine later vacated all wins and NCAA Tournament appearances in baseball between the 2008-11 seasons. Pepperdine’s adjusted overall NCAA records for each season are 0-19 (2008), 0-23 (2009), 0-30 (2010) and 0-34 (2011).

TEAM HONORS

No. 2 in Preseason Big 12 Coaches Poll

MISCELLANEOUS STATISTICS

Current Streak.....	Win 7
Current Home Streak.....	Win 7
Current Road/Neutral Streak.....	Lost 1
Current Nonconference Streak.....	Lost 1
Current Conference Streak.....	Win 6
Last Win.....	Feb. 24, 2019 vs. Cornell, 12-4
Last Home Win.....	Feb. 24, 2019 vs. Cornell, 12-4
Last Away Win.....	May 19, 2018 at West Virginia, 6-2
Last Loss.....	June 3, 2018 at Stanford, 4-2
Last Home Loss.....	May 12, 2018 vs Oklahoma State, 11-6
Last Away Loss.....	June 3, 2018 at Stanford, 4-2

ROSTER BREAKDOWN

BY CLASS

Senior (6)

Josh Bissonette, Richard Cunningham, Cole Haring, Kyle Hill, T.J. Raguse, Cole Weaver

Junior (11)

Luke Boyd, Cody Bradford, Paul Dickens, Logan Freeman, Hayden Kettler, Shea Langeliers, Ryan Leckich, Mack Mueller, Hunter Seay, Andy Thomas, Davis Wendzel

Sophomore (10)

Jacob Ashkinos, Ryan Bertelsman, Daniel Caruso, Collin Garrett, Jimmy Winston, Davion Downey, William Gilbert, Nick Loftin, Tyler Thomas, Chase Wehsener

Freshman (8)

Kyle Harper, Brooks Helmer, Blake Helmer, Ricky Martinez, Anderson Needham, Ryan Segner, Jake Walsh, Branson Wilson

BY HOME STATE

Texas (26)

Jacob Ashkinos, Ryan Bertelsman, Cody Bradford, Richard Cunningham, Paul Dickens, Logan Freeman, Collin Garrett, William Gilbert, Cole Haring, Kyle Harper, Brooks Helmer, Blake Helton, Kyle Hill, Hayden Kettler, Shea Langeliers, Ryan Leckich, Nick Loftin, Mack Mueller, Anderson Needham, T.J. Raguse, Hunter Seay, Ryan Segner, Tyler Thomas, Jake Walsh, Branson Wilson, Jimmy Winston

California (8)

Josh Bissonette, Luke Boyd, Daniel Caruso, Andy Thomas, Ricky Martinez, Davis Wendzel, Cole Weaver, Chase Wehsener

Kentucky (1)

Davion Downey

COACHING DUTIES

3RD BASE

Assistant Coach Mike Taylor

1ST BASE

Volunteer Assistant Coach Ruben Noriega

Texas in 2015 (won). For head coach Steve Rodriguez, he won his sixth conference tournament title (five with Pepperdine in the West Coast Conference). The Bears defeated TCU 6-5 in 11 innings to earn the victory.

•Cody Bradford, Richard Cunningham, Shea Langeliers, Nick Loftin and Davis Wendzel were named to the 2018 Phillips 66 Big 12 Championship All-Tournament Team. BU's five selections were its most since having a program-record six in 2003. Cody Bradford and Shea Langeliers were named Co-Most Outstanding Players of the 2018 Phillips 66 Big 12 Championship, marking Baylor's first MOP winners in program history.

ACADEMIC SUCCESS

•So. LHP Cody Bradford and Jr. DH Richard Cunningham were named to the College Sports Information Directors of America (CoSIDA) Academic All-District Seven Team on May 10. The duo's recognition marked the first for Baylor since Logan Brown in 2015. Overall, Bradford and Cunningham are the program's 40th and 41st selections and gave BU multiple choices for the first time since 2013.

•Cunningham earned Third Team CoSIDA Google Cloud Academic All-America honors for the first time in his career in 2018 and gave Baylor an Academic All-America selection for the eighth time in the last 10 seasons. He was the first to garner the honor since Logan Brown in 2015. Overall, he was the program's 16th all-time selection and 12th different player to earn the award. The Austin, Texas, native graduated with a 3.83 GPA in finance and had a 3.89 GPA in his first year of graduate school in the business administration program. Cunningham was one of only two players in the Big 12 Conference represented on the three-team, 33-person list.

LANGELIERS AND HIS GOLDEN GLOVE

•Catcher Shea Langeliers is the second Gold Glove winner in program history, joining Logan Brown, who was recognized as an outfielder in 2014. The Keller, Texas, native was recognized as Division I's best defensive catcher in 2018 after allowing an average of only one stolen base every five games during the 2018 season. He caught 23 of 33 attempted base stealers in 50 games started behind the dish, including only one stolen base allowed in his last 21 games of 2018. Langeliers also was charged with only three passed balls, and his glove work limited Baylor pitchers to only 0.46 wild pitches per game while Langeliers was catching. He posted a .995 fielding percentage as a catcher, recording 387 putouts and 50 assists while committing only two errors. Langeliers started all 58 games for the Bears during his sophomore season, with eight of those starts coming at first base. He hit .252 with a team-best 11 home runs, while adding 18 doubles, two triples, 44 RBIs and 49 runs scored.

DRAFT SUCCESS

•In the 2018 Major League Baseball First-Year Player Draft, senior right-handed pitcher Troy Montemayor and then-sophomore third baseman Davis Wendzel were selected. Montemayor went to the St. Louis Cardinals in the 25th round with the 753rd overall pick, and Wendzel was drafted by the Boston Red Sox in the 37th round with the 1,120th overall selection. Wendzel chose to forgo his opportunity with the Red Sox to return for his junior season in Waco. With the picks, Baylor has had at least one player selected in 41 of 43 drafts since 1976. The Bears have had 140 total draft picks in program history, including two selections in each of the last two years.

BIG SHOES TO FILL IN THE BULLPEN

•The Bears may return 20 student-athletes in 2019, including all 9 position players plus the entire pitching rotation, but there are big shoes to fill in the back of the pen. The Bears lost All-American closer Troy Montemayor, who had 11 saves and a 2.39 ERA in 23 appearances in 2018, along with Drew Robertson who had a 1.88 ERA in 28 appearances all out of the pen (28.2 IP) and the do-it-all reliever Alex Phillips, who made 16 appearances in 2018, including three starts, eating up 45.0 innings and boasting a 2.40 ERA.

The Bears will look to senior righty Kyle Hill to step up to the challenge in 2019, potentially taking over the closer role after boasting a 2.62 ERA and a 4-1 record with 1 save in 25 appearances (3 starts) over 55.0 innings in 2018.

TEAM USA

•Catcher Shea Langeliers was the first choice for the 2018 USA Baseball Collegiate National Team on April 11, marking BU's first USA player since 2008, eighth overall and ninth selection. Pitcher Cody Bradford also played with the team during the summer, but did not make the final roster.

HOME SWEET HOME

•The Bears have finished their home slate with a .500 record or better (19-7 in 2018) in all 20 seasons at Baylor Ballpark (since 1999) and look to do the same in 2019. The Bears are 437-199 all-time at the park.

ASHKINOS WITH THE KS

•In 2018, pitcher Jacob Ashkinos tied a career high with four innings pitched (most in relief) and set a career high with nine strikeouts at DBU on March 20. His nine strikeouts in relief were the most since Aaron Miller had a school-record 10 vs. Missouri on April 11, 2009.

CLEAN FIELDING

•Rodriguez has helped conduct Baylor top 10 fielding percentage seasons in each of his three seasons with the Bears. In 2016, the team tied for eighth all-time at BU with a .968 fielding percentage and topped it in 2017 with a third-best .972 mark. In 2018, the Bears had a fielding percentage of .971 which tied for fourth-best in program history.

2019 BAYLOR BASEBALL GAME NOTES
2019 NUMERICAL ROSTER

GAME 8 - DBU

No.	Name	B/T	Pos.	Ht.	Wt.	Cl-Exp.	Hometown/Last School
1	Cole Haring	R/R	OF	5-10	185	SR-1L	Katy, Texas/Katy HS/McLennan CC
2	Nick Loftin	R/R	IF	6-1	165	SO-1L	Corpus Christi, Texas/W.B. Ray HS
3	Ryan Bertelsman	R/R	OF	6-0	195	R-SO-1L	Friendswood, Texas/Friendswood HS
8	Kyle Harper	R/R	C/1B/OF	6-0	190	R-FR-RS	Houston, Texas/Cypress Creek HS
9	Davion Downey	L/L	OF	6-0	200	SO-1L	Bowling Green, Ky./Warren East HS
10	Ryan Leckich	S/L	LHP	5-10	190	JR-2L	Port Neches, Texas/Neches Groves HS
11	Ricky Martinez	R/R	INF	6-0	190	FR-HS	Morgan Hill, Calif./St. Francis HS
12	Branson Wilson	R/R	RHP	6-3	190	FR-HS	Fort Worth, Texas/Southwest Christian HS
13	Hunter Seay	L/L	OF	6-0	180	R-SO-1L	Keller, Texas/Keller HS
14	Josh Bissonette	R/R	IF	6-0	185	SR-3L	Anaheim Hills, Calif./Orange Lutheran HS
15	Kyle Hill	R/R	RHP	5-11	195	SR-3L	Corpus Christi, Texas/Calallen HS
16	Tyler Thomas	L/L	LHP	6-1	170	SO-1L	Keller, Texas/Keller HS
18	Cody Bradford	L/L	LHP	6-3	195	JR-2L	Aledo, Texas/Aledo HS
20	T.J. Raguse	L/L	OF	6-1	205	SR-3L	Georgetown, Texas/Georgetown HS
21	Richard Cunningham	L/L	OF	5-10	195	SR-3L	Austin, Texas/Stephen F. Austin HS
22	Blake Helton	R/R	RHP	6-4	175	FR-HS	Austin, Texas/Lake Travis HS
23	Shea Langeliers	R/R	C/1B	6-0	190	JR-2L	Keller, Texas/Keller HS
24	Jimmy Winston	R/R	RHP	6-4	200	R-SO-1L	Houston, Texas/Lamar HS
25	Andy Thomas	L/R	C/1B	6-2	210	JR-2L	Murrieta, Calif./Murrieta HS
28	Hayden Kettler	R/R	RHP	6-2	190	JR-2L	Coppell, Texas/Coppell HS
29	Jake Walsh	R/R	C	6-3	175	FR-HS	Carrollton, Texas/Trinity Christian HS
30	Jacob Ashkinos	R/R	RHP	6-1	225	R-SO-1L	Aledo, Texas/Aledo HS/Cisco College
31	Daniel Caruso	L/R	RHP	6-0	160	R-SO-1L	Los Angeles, Calif./Loyola HS
33	Davis Wendzel	R/R	IF	6-0	205	JR-2L	San Clemente, Calif./Jserra Catholic HS
34	Anderson Needham	R/R	RHP	6-4	190	FR-HS	Heath, Texas/Rockwall Heath HS
35	Brooks Helmer	R/R	RHP/1B	6-4	230	FR-HS	Rockwall, Texas/Rockwall HS
36	Ryan Segner	R/R	RHP	6-2	190	FR-HS	Fredricksburg, Texas/Fredricksburg HS
37	Chase Wehsener	R/L	1B	6-1	185	R-FR-RS	San Diego, Calif./Christian HS
40	Paul Dickens	L/L	LHP	6-5	225	R-JR-TR	Fort Worth, Texas/Home school/Navarro JC
41	Luke Boyd	R/R	RHP	6-2	180	JR-2L	Ojai, Calif./Nordhoff HS
44	Logan Freeman	R/R	RHP	6-1	215	JR-TR	Buffalo, Texas/Buffalo HS/McLennan CC
45	Cole Weaver	L/R	IF	5-10	170	SR-2L	Carlsbad, Calif./Santa Fe Christian HS/Saint John's
50	Mack Mueller	R/L	OF/1B	6-3	225	JR-TR	Abilene, Texas/Wiley HS/Cisco College
54	Collin Garrett	R/R	RHP	6-5	250	R-JR-1L	Montgomery, Texas/Montgomery HS
55	William Gilbert	R/R	RHP	6-6	220	R-SO-RS	Plano, Texas/Trinity Christian Academy

Head Coach: 5 Steve Rodriguez (Pepperdine, 2001; 4th Season)

Assistant Coaches: 4 Jon Strauss (Long Beach State, 1996; 4th Season)

6 Mike Taylor (Prairie View A&M, 1997; 4th Season)

27 Ruben Noriega (Lindenwood, 2009; 4th Season)

Director of Operations: Justin Grassi (FGCU, 2014; 1st Season)

Athletic Trainer: Josh Ogden (TCU, 2007; 6th Season)

BAYLOR IN THE RANKINGS

WEEK	BA	COACHES	D1	NCBWA	PG	CB
Preseason	16	18	15	16	12	21
Week 1	16	18	15	13	12	21
Week 2	16	18	15	12	12	14

PRONUNCIATIONS

Jacob ASHKINOS	ASH-KEHN-OSE
Josh BISSONETTE	BISS-UN-ETT
Daniel CARUSO	CAH-ROO-SO
DAVION Downey	DAY-VEE-ON
Shea LANGELIERS	LANG-UH-LEERS
T.J. RAGUSE	RAG-GOOSE-EE
Hunter SEAY	SAY
Ryan SEGNER	SEG-NUR
Chase WEHSENER	WEZ-NURR
Davis WENDZEL	WHEN-ZELL

INDIVIDUAL SEASON HONORS

SHEA LANGELIERS

Golden Spikes Award Watch List
Second Team Preseason All-American (D1Baseball.com,
Perfect Game, Baseball America, Collegiate Baseball
Third Team Preseason All-American (NCBWA)
Preseason All-Big 12

CODY BRADFORD

Preseason Big 12 Pitcher of the Year
Preseason All-Big 12
Golden Spikes Award Preseason Watch List
D1Baseball Second Team Preseason All-American
Third Team Preseason All-American (Perfect Game, Collegiate
Baseball)

DAVIS WENDZEL

Preseason All-Big 12

NICK LOFTIN

Preseason All-Big 12

KYLE HILL

Preseason Watch List Stopper of the Year Award

RICHARD CUNNINGHAM

Bobby Bragan Award Watch List

ANDY THOMAS

Bobby Bragan Award Watch List

STARTING LINEUP BY DEFENSIVE POSITION

DATE	OPPONENT	P	C	1B	2B	3B	SS	LF	CF	RF	DH
2/15	Holy Cross	Kettler	Langeliers	Mueller	Bissonette	Wendzel	Loftin	Haring	Cunningham	Downey	Weaver
2/16	Holy Cross	T. Thomas	Langeliers	Mueller	Bissonette	Wendzel	Loftin	Weaver	Cunningham	Downey	Raguse
2/16	Holy Cross	Bradford	Langeliers	Wehsener	Bissonette	Wendzel	Loftin	Haring	Cunningham	Downey	Bertelsman
2/17	Holy Cross	Needham	Langeliers	Wehsener	Bissonette	Wendzel	Loftin	Haring	Cunningham	Downey	Bertelsman
2/22	Cornell	Kettler	Harper	Wehsener	Bissonette	Wendzel	Loftin	Haring	Cunningham	Downey	Bertelsman
2/23	Cornell	T. Thomas	Harper	Wehsener	Bissonette	Wendzel	Loftin	Haring	Cunningham	Downey	Mueller
2/24	Cornell	Bradford	Harper	Wehsener	Bissonette	Wendzel	Loftin	Haring	Cunningham	Downey	Martinez

HITTING STREAKS

Player	2019 Season High	Current
Davion Downey	7	9
Davis Wendzel	7	7
Nick Loftin	6	6
Cole Haring	5	1
Josh Bissonette	4	4
Kyle Harper	4	4
Chase Wehsener	3	3
Shea Langeliers	2	2
Ryan Bertelsman	2	2
Richard Cunningham	2	-
Ricky Martinez	1	1
Mack Mueller	1	-
Cole Weaver	1	1

ON BASE STREAKS

Player	Longest	Current
Shea Langeliers	3	16
Nick Loftin	7	14
Josh Bissonette	7	14
Davion Downey	7	10
Cole Haring	5	1
Davis Wendzel	7	7
Cole Weaver	5	1
Kyle Harper	4	4
Chase Wehsener	3	3
Richard Cunningham	3	3
Ricky Martinez	3	3
Ryan Bertelsman	2	2
T.J. Raguse	1	-
Mack Mueller	1	-

STARTING LINEUP BY BATTING ORDER

DATE	OPPONENT	LEADOFF	2	3	4	5	6	7	8	9
2/15	Holy Cross	Cunningham	Loftin	Wendzel	Langeliers	Downey	haring	Mueller	Bissonette	Weaver
2/16	Holy Cross	Cunningham	Loftin	Wendzel	Langeliers	Downey	Mueller	Raguse	Bissonette	Weaver
2/16	Holy Cross	Cunningham	Loftin	Wendzel	Langeliers	Downey	Bertelsman	Wehsener	Bissonette	Haring
2/17	Holy Cross	Cunningham	Loftin	Wendzel	Downey	Bertelsman	Haring	Wehsener	Bissonette	Harper
2/22	Cornell	Cunningham	Loftin	Wendzel	Downey	Haring	Bertelsman	Wehsener	Bissonette	Harper
2/23	Cornell	Cunningham	Loftin	Wendzel	Downey	Haring	Mueller	Wehsener	Bissonette	Harper
2/24	Cornell	Cunningham	Loftine	Wendzel	Downey	Haring	Wehsener	Martinez	Bissonette	Harper

MULTI-HIT GAMES

Player	2	3	4	5	Total
Nick Loftin	5	1	-	-	6
Davis Wendzel	3	2	-	-	5
Josh Bissonette	4	-	-	-	4
Cole Haring	2	1	-	-	3
Davion Downey	3	-	-	-	3
Richard Cunningham	-	2	-	1	3
Chase Wehsener	2	1	-	-	3
Kyle Harper	2	-	-	-	2
Shea Langeliers	1	-	-	-	1
Ricky Martinez	1	-	-	-	1
Ryan Bertelsman	-	1	-	-	1

MULTI-RBI GAMES

Player	2	3	4	5	Total
Cole Haring	2	-	1	-	3
Davis Wendzel	2	-	-	-	2
Davion Downey	2	-	-	-	2
Ryan Bertelsman	1	1	-	-	2
Nick Loftin	1	1	-	-	2
Kyle Harper	2	-	-	-	2
Richard Cunningham	1	-	-	-	1
Josh Bissonette	1	-	-	-	1
Chase Wehsener	-	-	-	1	1

2019 BAYLOR BASEBALL GAME NOTES LAST TIME A BAYLOR PLAYER...

Led off a game with a home run:	Nick Loftin (vs. Kansas, March 23, 2018)
Hit an inside-the-park home run:	Chris Slater (vs. Texas Tech, March 19, 2011)
Hit a pinch-hit home run:	Mitch Price (at TCU, April 19, 2013)
Hit a grand slam:	Nick Loftin (vs. Kansas, March 24, 2018)
Hit a game-winning home run:	Ryan Bertelsman (vs. Holy Cross, Feb. 16, 2019)
Hit two home runs:	Cole Haring (at Memphis, April 13, 2018)
Hit three home runs:	Aaron Dodson (at Texas Tech, April 9, 2017)
Homered from both sides of the plate:	Beamer Weems (at Kansas, April 15, 2007)
Homered in consecutive innings:	Chris Slater (vs. Oral Roberts; March 6, 2010) (5th-6th)
Homered in consecutive games:	Richard Cunningham (vs. OSU, May 11-12, 2018)
Homered in three straight games:	Josh Ludy (vs. KSU, vs. Oklahoma, vs. Oral Roberts, vs. UT Arlington; May 25 - June 2, 2012) (4)
Homered in both games of a doubleheader:	Aaron Miller (at Kansas, April 15, 2007)
Hit for the cycle:	Josh Ford (at Texas Tech, May 23, 2004)
Had a walk-off hit:	Shea Langeliers (RBI single in 11th vs. TCU, May 27, 2018)
Had a walk-off home run:	Ryan Bertelsman (vs. Holy Cross, Feb. 16, 2019)
Reached in six straight plate appearances (one game):	Davis Wendzel (vs. Cornell, Feb. 22, 2019) (6)
Reached in six or more straight plate appearances:	Davis Wendzel (vs. Cornell, Feb. 22, 2019) (6)
Reached safely in 30 or more consecutive games:	Davis Wendzel (March 10-May 13, 2018) (37)
Scored five or more runs in a game:	Darryn Sheppard (vs. Stony Brook, Feb. 27, 2016) (5)
Had eight or more consecutive hits:	Darryn Sheppard (Feb. 26-27, 2016) (8)
Had six or more hits in a game:	*Michael Griffin (at Arizona, Feb. 9, 2003) (6)
Had four or more RBI in a game:	Andy Thomas (vs. OSU, May 11, 2018) (4)
Had five or more RBI in a game:	Chase Wehsener (vs. Cornell, Feb. 22, 2019) (5)
Had six or more RBI in a game:	Aaron Dodson (at Texas Tech, April 9, 2017) (6)
Had seven or more RBI in a game:	Josh Ludy (at Kansas State, April 15, 2012) (7)
Had eight or more RBI in a game:	Richard Cunningham (vs. Stony Brook, Feb. 27, 2016) (8)
Hit three or more doubles in a game:	Richard Cunningham (Feb. 28, 2017 vs. UAPB) (3)
Hit two or more triples in a game:	** Beamer Weems (vs. Texas Southern, March 20, 2007) (2)
Hit two extra-base hits in an inning:	Logan Vick (at UCLA, Feb. 24, 2012; 7th inn.) (2B, 2B)
Stole three bases in a game:	Logan Brown (vs. Texas, May 17, 2015, 61) (3)
Stole four bases in a game:	** Anthony Hensley (vs. Texas, April 21, 2000) (4)
Stole home:	Hayden Ross (vs. Texas A&M, March 8, 2015)
Walked three or more times in a game:	Davis Wendzel (vs. PVAMU, March 26, 2018) (3)
Walked four or more times in a game:	Andy Thomas (vs. PVAMU, March 26, 2018) (4)
Had 10 or more consecutive scoreless outings:	Jake Weghorst (April 4, 2006 through June 5, 2006) (18)
Had a scoreless streak of at least 20 innings:	Willie Kempf (May 18, 2010 through May 30, 2010) (20.1)
Had a scoreless streak of at least 25 innings:	Jake Weghorst (April 4, 2006 through Feb. 10, 2007) (28.0)
Had a streak of at least 20 innings without an earned run:	Logan Verrett (April 29, 2011 through May 25, 2011) (27.0)
Threw a nine-inning no-hitter:	Kyle Evans (vs. Iowa State, April 15, 2000)
Threw a nine-inning one-hitter:	Cody Bradford (vs. TCU, April 20, 2018)
Struck out four batters in an inning:	Brooks Pinckard (vs. Texas Tech, March 19, 2011)
Struck out 10 or more batters in a game:	Cody Bradford (vs. OU, May 23, 2018) (11)
Struck out 11 or more batters in a game:	Cody Bradford (vs. OU, May 23, 2018) (11)
Struck out 12 or more batters in a game:	Logan Verrett (vs. Louisiana Tech, March 11, 2011) (14)
Struck out 13 or more batters in a game:	Logan Verrett (vs. Louisiana Tech, March 11, 2011) (14)
Struck out 14 or more batters in a game:	Logan Verrett (vs. Louisiana Tech, March 11, 2011) (14)
Struck out eight or more batters in a game in relief:	Jacob Ashkinos (at DBU, March 20, 2018) (9)
Struck out 10 or more batters in a game in relief:	** Aaron Miller (vs. Missouri, April 11, 2009) (10)
Pitched a 9-inning complete game shutout:	Cody Bradford (vs. TCU, April 20, 2018)
Pitched back-to-back complete games:	Cody Bradford (vs. TCU, April 20, 2018) (at Kansas State, April 27, 2018) Jason Jennings (at Iowa State, May 14, 1999; vs. Missouri, May 19, 1999)
Pitched back-to-back complete game shutouts:	*Cody Bradford (vs. TCU, April 20, 2018) (at Kansas State, April 27, 2018)
Had an unassisted triple play:	Scott Morrison (at Rice, April 27, 1996)

* - school record
** - ties school record

GAME 8 - DBU

LAST TIME A BAYLOR TEAM...

Had five or more doubles in an inning:	Feb. 24, 2012 (at UCLA, 7th inn.) (5)
Had seven or more doubles in a game:	April 27, 2018 (at KSU) (7)
Had 10 or more doubles in a game:	Feb. 24, 2012 (at UCLA) (10)
Had two or more triples in an inning:	April 14, 2012 (at UT Arlington, 10th inn.) (2)
Had three or more triples in a game:	March 24, 2018 (vs. Kansas) (3)
Had back-to-back home runs:	April 18, 2018 (vs. UAPB, 2nd inn.) (Cunningham, Wendzell)
Hit two or more home runs in an inning:	Feb. 24, 2019 (vs. Cornell, 2nd inn.) (2)
Hit three or more home runs in an inning:	April 5, 2009 (at Kansas, 7th inn.) (3)
Hit four or more home runs in an inning:	May 6, 2003 (vs. Centenary, 7th inn.) (4)
Hit three or more home runs in a game:	Feb. 22, 2019 (vs. Cornell) (3)
Hit four or more home runs in a game:	April 13, 2018 (at Memphis) (4)
Hit five or more home runs in a game:	April 27, 2018 (at KSU) (5)
Hit eight or more home runs in a game:	** April 5, 2009 (at Kansas) (8)
Homered in 10 consecutive games:	*April 5, 2009 - May 2, 2009 (18)
Scored 15 or more runs in a game:	Feb. 22, 2019 (vs. Cornell) (17)
Scored 20 or more runs in a game:	May 19, 2017 (vs. KSU) (21)
Scored 25 or more runs in a game:	April 23, 2008 (at Texas State) (25)
Scored 7 or more runs in an inning:	May 19, 2017 (vs. KSU, 5th inn.) (7)
Scored 8 or more runs in an inning:	April 18, 2018 (vs. UAPB, 2nd inn.) (8)
Scored 9 or more runs in an inning:	May 9, 2018 (vs. PVAMU, 2nd inn.) (9)
Scored 10 or more runs in an inning:	April 24, 2018 (at TXST, 7th inn.) (10)
Scored 12 or more runs in an inning:	March 25, 2007 (vs. Texas Tech, 4th inn.) (12)
Scored 13 or more runs in an inning:	* April 19, 1985 (vs. Houston, 2nd inn.) (14)
Overcame a deficit of four or more runs in a win:	Feb. 25, 2017 (vs. South Alabama) (4) (9-5, 10-9)
Overcame a deficit of five or more runs in a win:	Feb. 14, 2014 (at Arizona State) (5) (7-2, 9-7)
Overcame a deficit of six or more runs in a win:	April 9, 2017 (at Texas Tech) (6) (7-1, 10-9)
Overcame a deficit of seven or more runs in a win:	March 8, 2009 (vs. UAB) (7) (7-0, 11-8)
Overcame a deficit of eight or more runs in a win:	May 13, 2005 (vs. Texas A&M) (8) (8-0)
Overcame a deficit of nine or more runs in a win:	May 19, 2017 (vs. KSU) (9) (12-3, 21-13)
Overcame a deficit of three or more runs in the 9th to win at home:	May 21, 2010 (vs. Oklahoma State) (3) (5-2, 6-5)
Overcame a deficit of three or more runs in the 9th to win on the road:	April 9, 2017 (at Texas Tech) (5) (9-4, 10-9)
Walked 10 or more times in a game:	March 26, 2018 (vs. PVAMU) (12)
Walked 15 or more times in a game:	March 23, 1996 (vs. Texas Tech) (17)
Batted around in back-to-back innings:	April 9, 2013 (vs. UT Arlington, 6th-7th innings)
Batted around in three consecutive innings:	April 23, 2008 (at Texas State, 3rd-5th innings)
Had five or more consecutive hits:	March 26, 2016 (at Dallas Baptist, 3rd inning) (5)
Had six or more consecutive hits:	April 24, 2018 (at TXST, 7th inning) (6)
Had seven or more consecutive hits:	April 3, 2010 (at Missouri, 8th inning) (7)
Had seven or more consecutive batters reach base safely:	Feb. 20, 2016 (vs. Washington, 7th inning) (7)
Had eight or more consecutive batters reach base safely:	April 7, 2013 (vs. West Virginia, 2nd inning) (8)
Had nine or more consecutive batters reach base safely:	April 24, 2018 (at TXST, 7th inning) (10)
Had four or more consecutive extra-base hits:	March 12, 2005 (at Vanderbilt, 4th inn.) (4)
Had six or more extra-base hits in an inning:	Feb. 29, 2008 (vs. Illinois, 2nd inn.) (6)
Had 10 or more extra-base hits in a game:	Feb. 24, 2012 (at UCLA) (10)
Had all nine starters record multiple-hit games:	April 23, 2008 (at Texas State)
Had all nine starters hit safely in a game:	Feb. 22, 2019 (vs. Cornell)
Had all nine starters score a run in a game:	April 27, 2018 (at KSU)
Had all nine starters hit safely and score a run in a game:	April 27, 2018 (at KSU)
Had 10 or more batters hit safely in a game:	April 27, 2018 (at KSU) (12)
Had two players score five runs each in a game:	April 23, 2008 (at Texas State) (Brooks Kimmey & Jon Ringenber)
Had four consecutive pinch hits:	April 7, 2010 (vs. Northwestern State, 8th inn.) (Andrew Cooley, Jake Miller, Wes Mercurio, Cal Towey)
Stole seven or more bases in a game without being caught:	Feb. 25, 2011 (at Georgia) (7)
Stole eight or more bases in a game:	May 16, 2006 (vs. Dallas Baptist) (8)
Stole nine or more bases in a game:	* Feb. 11, 1992 (vs. St. Mary's) (9)
Stole 15 or more consecutive bases without being caught:	Feb. 19 - Feb. 27, 2011 (17)
Was shut out:	April 7, 2018 (2-0 at UT)
Was shut out in consecutive games:	April 23-25, 2014 (2-0 at Texas State; 1-0 vs. Kansas)
Was shut out in three consecutive games:	March 13, 16, 17, 1990 (4-0 vs. Dallas Baptist; 14-0, 2-0 vs. Rice)
No-hit the opposition:	Feb. 15, 2004 (VanAllen/Carlson vs. Loyola Marymount) (7 inn., 1-0)
No-hit the opposition, nine innings:	April 15, 2000 (Kyle Evans vs. Iowa State) (4-0)
Was no-hit:	April 23, 1971 (by Texas Tech's Ruben Garcia) (8 inn.)
One-hit the opposition, nine innings:	April 20, 2018 (6-0 vs. TCU)
Shut out an opponent (7-inning game):	May 9, 2018 (13-0 vs. PVAMU)
Shut out an opponent (9-inning game):	Feb. 15, 2019 (vs. Holy Cross)
Shut out a top-10 opponent (9-inning game):	March 16, 2018 (2-0 vs. No. 8 Texas Tech)
Shut out a ranked opponent (9-inning game):	March 16, 2018 (2-0 vs. No. 8 Texas Tech)
Shut out two consecutive opponents:	Feb. 20 & 22, 2017 (vs. Nevada, at Texas State)
Turned a triple play:	May 1, 2015 (at Kansas, 4th inn.)
Hit into a triple play:	May 12, 2004 (vs. Texas State, 1st inn.)
Walked 15 or more batters:	* March 23, 1996 (vs. Texas Tech) (17)
Struck out 5 or more consecutive batters:	March 16, 2009 (vs. Texas A&M) (5)
Struck out 6 or more consecutive batters:	March 24, 2007 (vs. Texas Tech) (6)
Struck out 12 or more batters (9-inn):	Feb. 22, 2019 (vs. Cornell) (12)
Struck out 13 or more batters (9-inn):	April 10, 2018 (at SHSU) (13)
Struck out 14 or more batters (9-inn):	Feb. 16, 2019 (vs. Holy Cross) (14)
Struck out 15 or more batters (9-inn):	March 20, 2018 (at DBU) (15)
Struck out 16 or more batters (9-inn):	May 27, 2007 (vs. Oklahoma) (16)
Had consecutive starters with 10 or more strikeouts:	March 5-6, 2010 (vs. Oral Roberts) (Shawn Tolleson & Logan Verrett)
Swept a three-game series:	April 27-29, 2018 (at KSU)
Swept a four-game series:	March 10-13, 2011 (vs. Louisiana Tech)
Swept back-to-back three-game series:	2018 (vs. TCU, at KSU)
Swept three straight three-game series:	2012 (at Missouri, at Kansas State, Texas A&M)
Swept four or more three-game series:	2012 (vs. Texas Tech, vs. Kansas, vs. Oklahoma State, at Missouri, at Kansas State, Texas A&M)
Swept a three-game home series:	Feb. 22-25, 2019 (vs. Cornell)
Swept a three-game home Big 12 series:	April 20-22, 2018 (vs. TCU)
Swept a three-game road series:	April 27-29, 2018 (at KSU)
Swept a three-game road Big 12 series:	April 27-29, 2018 (at KSU)
Was swept in a three-game series:	April 6-8, 2018 (at UT)
Was swept in a three-game home series (non-split series):	April 15-16, 2016 (vs. Oklahoma State)
Was swept in a three-game home Big 12 series (non-split series):	April 15-16, 2016 (vs. OK State)
Was swept in a three-game road Big 12 series (non-split series):	April 6-8, 2018 (at UT)
Swept a conference home doubleheader:	April 11, 2009 (vs. Missouri)
Swept a conference road doubleheader:	April 3, 2010 (at Missouri)
Swept a non-conference home doubleheader:	Feb. 16, 2019 (vs. Holy Cross)
Swept a non-conference road doubleheader:	March 9, 2008 (at Mississippi State)

* - school record
** - ties school record

2019 SEASON STATISTICS

(All games Sorted by Batting avg)

Record: 7-0 Home: 7-0 Away: 0-0 Big 12: 0-0

Player	avg	gp-gs	ab	r	h	2b	3b	hr	rbi	tb	slg%	bb	hp	so	gdp	ob%	sf	sh	sb-att	po	a	e	fld%	
33 Wendzel, Davis	.519	7-7	27	11	14	6	0	0	7	20	.741	6	4	1	0	.632	1	0	4-4	3	11	0	1.000	
9 Downey, Davion	.417	7-7	24	9	10	4	0	1	8	17	.708	4	6	5	0	.571	1	1	1-1	12	0	1	.923	
14 Bissonette, Josh	.409	7-7	22	7	9	2	1	1	7	16	.727	6	2	2	1	.548	1	1	0-0	11	16	3	.900	
3 Bertelsman, Ryan	.400	5-3	15	4	6	1	0	1	6	10	.667	0	0	2	0	.375	1	1	0-1	0	0	0	.000	
8 Harper, Kyle	.400	5-4	15	2	6	2	0	1	5	11	.733	0	2	0	0	.471	0	0	0-0	45	5	0	1.000	
2 Loftin, Nick	.394	7-7	33	10	13	2	1	0	6	17	.515	4	0	1	1	.459	0	0	3-3	13	14	2	.931	
21 Cunningham, Richard	.375	7-7	32	10	12	4	1	0	5	18	.563	3	1	5	0	.421	2	0	1-1	13	0	0	1.000	
1 Haring, Cole	.370	7-6	27	8	10	0	0	2	11	16	.593	3	1	3	0	.438	1	0	2-2	9	0	0	1.000	
37 Wehsener, Chase	.320	7-5	25	7	8	0	0	0	5	8	.320	2	0	4	0	.370	0	0	0-0	44	0	0	1.000	
23 Langeliers, Shea	.231	3-3	13	2	3	0	0	0	1	3	.231	3	0	4	0	.375	0	0	0-0	31	4	0	1.000	

11 Martinez, Ricky	.500	4-1	4	0	2	1	0	0	1	3	.750	1	1	0	0	.667	0	0	0-0	0	0	0	.000	
45 Weaver, Cole	.200	4-2	5	1	1	0	0	0	0	1	.200	0	2	1	0	.429	0	1	0-0	1	0	0	1.000	
50 Mueller, Mack	.111	4-3	9	2	1	0	0	1	2	4	.444	2	0	3	0	.250	1	0	0-0	9	1	1	.909	
13 Seay, Hunter	.000	3-0	3	0	0	0	0	0	0	0	.000	0	0	2	0	.000	0	0	0-0	0	0	0	.000	
20 Raguse, T.J.	.000	2-1	2	0	0	0	0	0	0	0	.000	0	1	1	0	.333	0	0	0-1	0	0	0	.000	
29 Walsh, Jake	.000	1-0	1	0	0	0	0	0	0	0	.000	0	0	0	0	.000	0	0	0-0	1	0	0	1.000	
Totals	.370	7	257	73	95	22	3	7	64	144	.560	34	20	34	2	.467	8	4	11-13	192	56	7	.973	
Opponents	.181	7	227	18	41	8	1	2	14	57	.251	31	7	81	1	.297	1	2	6-8	173	57	13	.947	

LOB - Team (77), Opp (58). DPs turned - Team (4), Opp (2).

(All games Sorted by Earned run avg)

Player	era	w-l	app	gs	cg	sho	sv	ip	h	r	er	bb	so	2b	3b	hr	b/avg	wp	hp	bks	sfa	sha
28 Kettler, Hayden	0.00	2-0	2	2	0	0/2	0	13.0	7	0	0	2	17	0	0	0	.156	0	3	0	0	0
10 Leckich, Ryan	0.00	1-0	3	0	0	0/1	0	4.1	1	0	0	0	4	0	0	0	.077	0	0	0	0	0
24 Winston, Jimmy	1.50	0-0	3	0	0	0/1	0	6.0	6	1	1	1	5	2	0	1	.261	1	1	0	0	0
41 Boyd, Luke	2.25	0-0	3	0	0	0/0	0	4.0	0	1	1	2	9	0	0	0	.000	0	0	0	0	0
34 Needham, Anderson	3.12	1-0	2	1	0	0/0	0	8.2	6	3	3	7	12	1	0	0	.207	1	0	0	0	1
40 Dickens, Paul	3.86	1-0	2	0	0	0/0	0	7.0	6	3	3	4	7	3	1	0	.214	1	0	0	0	0
18 Bradford, Cody	4.15	0-0	2	2	0	0/0	0	4.1	3	4	2	3	5	0	0	1	.188	0	0	0	0	1
16 Thomas, Tyler	5.40	0-0	2	2	0	0/0	0	6.2	8	6	4	8	11	1	0	0	.286	1	3	0	0	0

31 Caruso, Daniel	0.00	1-0	2	0	0	0/0	0	3.0	1	0	0	2	3	1	0	0	.100	0	0	0	0	0
15 Hill, Kyle	0.00	1-0	3	0	0	0/0	1	3.0	1	0	0	2	4	0	0	0	.111	0	0	0	1	0
55 Gilbert, William	0.00	0-0	1	0	0	0/1	0	1.0	1	0	0	0	2	0	0	0	.250	1	0	0	0	0
2 Loftin, Nick	0.00	0-0	1	0	0	0/0	0	1.0	1	0	0	0	1	0	0	0	.250	0	0	0	0	0
36 Segner, Ryan	0.00	0-0	1	0	0	0/1	0	1.0	0	0	0	0	1	0	0	0	.000	0	0	0	0	0
22 Helton, Blake	0.00	0-0	1	0	0	0/1	0	1.0	0	0	0	0	0	0	0	0	.000	0	0	0	0	0
Totals	1.97	7-0	7	7	0	2/2	1	64.0	41	18	14	31	81	8	1	2	.181	5	7	0	1	2
Opponents	9.83	0-7	7	7	0	0/0	0	57.2	95	73	63	34	34	22	3	7	.370	12	20	3	8	4

PB - Team (2), Harper 2, Opp (2). SBA/ATT - Langeliers (3-4), Harper (3-4), Winston (2-3), Leckich (2-3), Dickens (1-1), Hill, K. (1-1).

2019 Baylor Bears Baseball
Holy Cross at Baylor
Feb 15, 2019 at Waco, Texas (Baylor Ballpark)

Holy Cross 0 (0-1) vs Baylor 12 (1-0) box score table with columns for player, at bats, runs, hits, errors, RBIs, and totals.

Score by Innings table showing runs, hits, and errors for Holy Cross and Baylor across 9 innings.

W - Dudunakis; Gionis; LOB - HC 8; Baylor 12. 2B - Cunningham,R; Wendelz; HBP - Rinaldi; McCormick; Cunningham,R; Downey 2; Bissnette; Weaver, C.; SH - Weaver, C.; SF - Mueller; Bissnette. CS - Bissnette; Bermanian.

Individual player statistics for Holy Cross and Baylor, including batting averages, RBIs, and other metrics.

Umpires - HP: David Wiley 1B: Kelly Nutt 2B: Doyle Sooter 3B: Will Thomewell
Start: 6:35 pm Time: 3:18 Attendance: 2205
Weather: 80 degrees, partly cloudy
Mehlmann faced 3 batters in the 6th.

2019 Baylor Bears Baseball
Holy Cross at Baylor (Game 1)
Feb 16, 2019 at Waco, Texas (Baylor Ballpark)

Holy Cross 5 (0-2) vs Baylor 8 (2-0) box score table with columns for player, at bats, runs, hits, errors, RBIs, and totals.

Score by Innings table showing runs, hits, and errors for Holy Cross and Baylor across 9 innings.

W - Dudunakis(1); Downey(1); Mueller(1); Bissnette(1); DP - Baylor 1. LOB - HC 12; Baylor 15. 2B - Malger(1); Loftin(1); Dawson(1); HR - Livingston(1); Bermanian(1); Cunningham,R(1); HBP - Livingston; Downey; Ragues; Weaver, C.; SH - Bissnette(1); SF - Gionis(1); Cunningham,R(1); SB - Buck(1); Dudunakis(1); Wendelz(1); CS - Rinaldi(1); Ragues.

Individual player statistics for Holy Cross and Baylor, including batting averages, RBIs, and other metrics.

W - Hill, K (1-0). Loss - McKenitt(0-1). Save - None.
WP - McKenitt(1); HBP - by Thomas, T. (Mase); by Thomas, T. (Livingston); by Dvorak (Ragues); by Dvorak (Wendelz); by Dvorak (Weaver, C.); by Dawson (Downey).
Umpires - HP: Kelly Nutt 1B: Doyle Sooter 2B: Will Thomewell 3B: David Wiley
Start: 1:05 pm Time: 3:55 Attendance: 1869
Weather: 40 degrees, cloudy

2019 Baylor Bears Baseball
Holy Cross at Baylor (Game 2)
Feb 16, 2019 at Waco, Texas (Baylor Ballpark)

Holy Cross 5 (0-3) vs Baylor 8 (3-0) box score table with columns for player, at bats, runs, hits, errors, RBIs, and totals.

Score by Innings table showing runs, hits, and errors for Holy Cross and Baylor across 9 innings.

E - Loftin(1); Downey(1); Bissnette(2); LOB - HC 9; Baylor 13. 2B - Buck(1); Dudunakis(1); Blum(1); Cunningham,R(2); SB - Livingston(1); Cunningham,R(1); HBP - Livingston; Bissnette, SH - Gionis(1); SF - Wendelz(1); Bermanian(1); SB - Mase(1); Cunningham,R(1); Loftin(2); Downey(1).

Individual player statistics for Holy Cross and Baylor, including batting averages, RBIs, and other metrics.

W - Caruso (1-0). Loss - Johnson (0-1). Save - Hill, K. (1).
WP - Johnson 2(1); Dickens, HBP - by Johnson (Bissnette); BK - Cronin.
Umpires - HP: Kelly Nutt 1B: Doyle Sooter 2B: Will Thomewell 3B: David Wiley
Start: 5:45 pm Time: 3:40 Attendance: 1837
Weather: 40 degrees, cloudy

2019 Baylor Bears Baseball
Holy Cross at Baylor
Feb 17, 2019 at Waco, Texas (Baylor Ballpark)

Holy Cross 1 (0-4) vs Baylor 6 (4-0) box score table with columns for player, at bats, runs, hits, errors, RBIs, and totals.

Score by Innings table showing runs, hits, and errors for Holy Cross and Baylor across 9 innings.

E - Dudunakis(1); Spano(1); LOB - HC 7; Baylor 9. 2B - Wendelz(2); Harper(1); HR - Downey(1); HBP - Haring; Harper, SH - Livingston(1); Downey(1); Bermanian(1); SB - Haring 2(1); CS - Buck(1).

Individual player statistics for Holy Cross and Baylor, including batting averages, RBIs, and other metrics.

W - Leckich (1-0). Loss - McGowan (0-1). Save - None.
WP - McGowan 2; Needham, HBP - by McGowan (Haring); by McGowan (Harper); BK - McGowan, PB - Harper(1).
Pitcher's strikes: McGowan 95(61); Spano 19(10); Keough 22(12); Needham 8(40); Leckich 43(28); Boyd 22(13); Loftin 18(14).
Umpires - HP: Will Thomewell 1B: David Wiley 2B: Kelly Nutt 3B: Doyle Sooter
Start: 12:05 pm Time: 2:45 Attendance: 1578
Weather: 45 degrees

2019 Baylor Bears Baseball
Cornell at Baylor
Feb 22, 2019 at Waco, Texas (Baylor Ballpark)

Cornell 0 (0-1) vs Baylor 17 (5-0) box score table with columns for player, at bats, runs, hits, errors, RBIs, and totals.

Score by Innings table showing runs, hits, and errors for Cornell and Baylor across 9 innings.

E - Simonet; Collins, DP - COR 3; Baylor 1. LOB - COR 5; Baylor 9. 2B - Bermanian(1); 3B - Loftin(1); Bissnette(1); HR - Mueller(1); Haring(1); Bissnette(1); HBP - Simonet; Martinez, R.; Wendelz, SF - Aponte; Wendelz(2).

Individual player statistics for Cornell and Baylor, including batting averages, RBIs, and other metrics.

W - Kettler (2-0). Loss - Urbon (0-1). Save - None.
WP - Urbon; Winston(1); HBP - by Urbon (Wendelz); by Kettler (Simonet); by Arnold (Martinez, R.). Pitches/strikes: Urbon 70(39); Yaichnik 70(42); Cushing 32(14); Arnold 22(11); Kettler 90(58); Winston 12(7); Helton 10(6); Segner 16(9).
Umpires - HP: Darin Stiers 1B: Wes Hamilton 2B: Marc Lewis 3B: Jason Millsap
Start: 6:35 pm Time: 2:59 Attendance: 1680
Weather: 52 degrees, cloudy

2019 Baylor Bears Baseball
Cornell at Baylor
Feb 23, 2019 at Waco, Texas (Baylor Ballpark)

Cornell 3 (0-2) vs Baylor 10 (6-0) box score table with columns for player, at bats, runs, hits, errors, RBIs, and totals.

Score by Innings table showing runs, hits, and errors for Cornell and Baylor across 9 innings.

E - Simonet(2); Collins(2); Binnie(1); Loftin(2); LOB - COR 10; Baylor 8. 2B - Simonet(1); Garza(1); Cunningham,R(4); Wendelz 2(4); Downey(3); Bissnette 2(2); HBP - Arndt; Wendelz; Downey, SF - Downey(1); Haring(1); SB - Loftin(3); Wendelz(3).

Individual player statistics for Cornell and Baylor, including batting averages, RBIs, and other metrics.

W - Dickens (1-0). Loss - Natabl (0-1). Save - None.
WP - Wyatt; Dickens, T.(1); HBP - by Wyatt (Downey); by Thomas, T. (Arndt); by Davis (Wendelz).
Pitcher's strikes: Natabl 46(28); Wyatt 84(49); Davis 20(9); Lillios 5(2); Thomas, T. 73(40); Dickens 51(33); Boyd 12(10); Caruso 14(7).
Umpires - HP: Kelly Nutt 1B: Doyle Sooter 2B: Will Thomewell 3B: David Wiley
Start: 5:45 pm Time: 3:40 Attendance: 1837
Weather: 40 degrees, cloudy

2019 Baylor Bears Baseball
Cornell at Baylor
Feb 24, 2019 at Waco, Texas (Baylor Ballpark)

Cornell 4 (0-3) vs Baylor 12 (7-0) box score table with columns for player, at bats, runs, hits, errors, RBIs, and totals.

Score by Innings table showing runs, hits, and errors for Cornell and Baylor across 9 innings.

E - Arndt(1); Fiematti(1); DP - Baylor 2. LOB - COR 7; Baylor 11. 2B - Simonet(2); Garza(2); Loftin(2); Wendelz 2(6); Downey(1); Martinez, R.(1); Harper(2); Haring(2); Harper(1); HBP - Mattson; Wendelz; Downey 2; Harper, SF - Cunningham,R(2); SB - Garza(1); Collins(1); Wendelz 2(4).

Individual player statistics for Cornell and Baylor, including batting averages, RBIs, and other metrics.

W - Needham (1-0). Loss - Bemis (0-1). Save - None.
WP - Dave(2); HBP - by Bemis (Downey); by Winston (Mattson); by Zacharias (Wendelz); by Davis (Harper); by Davis (Wendelz); HBP - by Bemis (Downey); by Winston (Mattson); by Zacharias (Wendelz); by Davis (Harper); by Davis (Wendelz).

SEASON RESULTS

Date	Opponent	Score	Inns	Overall	Big 12	Pitcher of record	Attend	Time
Feb 15, 2019	HOLY CROSS	w 12-0	9	1-0-0	0-0-0	Kettler (W 1-0)	2205	3:18
Feb 16, 2019	HOLY CROSS-1	w 8-5	(10)	2-0-0	0-0-0	Hill, K. (W 1-0)	1869	3:55
Feb 16, 2019	HOLY CROSS-2	w 8-5	9	3-0-0	0-0-0	Caruso (W 1-0)	1837	3:40
Feb 17, 2019	HOLY CROSS	w 6-1	9	4-0-0	0-0-0	Leckich (W 1-0)	1578	2:45
Feb 22, 2019	CORNELL	w 17-0	9	5-0-0	0-0-0	Kettler (W 2-0)	1680	2:59
Feb 23, 2019	CORNELL	w 10-3	9	6-0-0	0-0-0	Dickens (W 1-0)	1878	3:07
Feb 24, 2019	CORNELL	w 12-4	9	7-0-0	0-0-0	Needham (W 1-0)	1300	3:14

() extra inning game

BAYLOR GAME-BY-GAME**Batting (All games)**

Date	Opponent	ab	r	h	rbi	2b	3b	hr	tb	bb	ibb	sb	cs	hbp	sac	sf	gdp	k	po	a	e	lob	avg
Feb 15	HOLY CROSS	30	12	9	6	2	0	0	11	10	0	0	1	5	1	2	0	5	27	4	0	12	.300
Feb 16	HOLY CROSS	42	8	15	7	2	0	1	20	4	0	1	1	4	1	1	0	9	30	15	2	15	.333
Feb 16	HOLY CROSS	36	8	14	8	2	1	0	18	6	0	4	0	1	0	2	0	7	27	4	4	13	.352
Feb 17	HOLY CROSS	33	6	10	6	3	0	1	16	2	0	2	0	2	2	0	0	3	27	13	0	9	.340
Feb 22	CORNELL	40	17	18	16	1	2	3	32	8	0	1	0	2	0	0	2	3	27	5	0	9	.365
Feb 23	CORNELL	36	10	13	9	6	0	0	19	2	0	2	0	2	0	2	0	5	27	5	1	8	.364
Feb 24	CORNELL	40	12	16	12	6	0	2	28	2	0	2	0	4	0	1	0	2	27	10	0	11	.370
Totals		257	73	95	64	22	3	7	144	34	0	12	2	20	4	8	2	34	192	56	7	77	.370

2019 Baylor Bears Baseball**Team Game-by-Game for Baylor (as of Feb 25, 2019)****Pitching (All games)**

Date	Opponent	ip	h	r	er	bb	so	2b	3b	hr	wp	bk	hbp	dp	ibb	score	w-l	sv	era
Feb 15	HOLY CROSS	9.0	5	0	0	1	11	0	0	0	1	0	2	0	0	12-0	1-0	0	0.00
Feb 16	HOLY CROSS	10.0	9	5	4	7	14	1	0	1	0	0	2	1	0	8-5	2-0	0	1.89
Feb 16	HOLY CROSS	9.0	7	5	3	5	11	3	1	0	1	0	0	0	0	8-5	3-0	1	2.25
Feb 17	HOLY CROSS	9.0	4	1	1	5	11	0	0	0	1	0	0	0	0	6-1	4-0	1	1.95
Feb 22	CORNELL	9.0	4	0	0	1	11	0	0	0	1	0	1	1	0	17-0	5-0	1	1.57
Feb 23	CORNELL	9.0	5	3	2	7	11	2	0	0	1	0	1	0	0	10-3	6-0	1	1.64
Feb 24	CORNELL	9.0	7	4	4	5	12	2	0	1	0	0	1	2	0	12-4	7-0	1	1.97
Totals		64.0	41	18	14	31	81	8	1	2	5	0	7	4	0	73-18	7-0	1	1.97

TEAM GAME HIGHS

TEAM GAME HIGHS

Batting

At bats:	42	-	vs Holy Cross (Feb 16, 2019)
Runs scored:	17	-	vs Cornell (Feb 22, 2019)
Hits:	18	-	vs Cornell (Feb 22, 2019)
RBIs:	16	-	vs Cornell (Feb 22, 2019)
Doubles:	6	-	vs Cornell (Feb 23, 2019)
	6	-	vs Cornell (Feb 24, 2019)
Triples:	2	-	vs Cornell (Feb 22, 2019)
Home runs:	3	-	vs Cornell (Feb 22, 2019)
Total bases:	32	-	vs Cornell (Feb 22, 2019)
Walks:	10	-	vs Holy Cross (Feb 15, 2019)
Strikeouts:	9	-	vs Holy Cross (Feb 16, 2019)
Sac hits:	2	-	vs Holy Cross (Feb 17, 2019)
Sac flies:	2	-	vs Holy Cross (Feb 15, 2019)
	2	-	vs Holy Cross (Feb 16, 2019)
	2	-	vs Cornell (Feb 23, 2019)
Stolen bases:	4	-	vs Holy Cross (Feb 16, 2019)
Hit by pitch:	5	-	vs Holy Cross (Feb 15, 2019)
Caught stealing:	1	-	vs Holy Cross (Feb 15, 2019)
	1	-	vs Holy Cross (Feb 16, 2019)
Runners LOB:	15	-	vs Holy Cross (Feb 16, 2019)
Hit into DP:	2	-	vs Cornell (Feb 22, 2019)

Fielding

Putouts:	30	-	vs Holy Cross (Feb 16, 2019)
Assists:	15	-	vs Holy Cross (Feb 16, 2019)
Errors:	4	-	vs Holy Cross (Feb 16, 2019)
Passed balls:	1	-	vs Holy Cross (Feb 17, 2019)
	1	-	vs Cornell (Feb 24, 2019)
DPs turned:	2	-	vs Cornell (Feb 24, 2019)

Pitching

Innings pitched:	10.0	-	vs Holy Cross (Feb 16, 2019)
Runs allowed:	5	-	vs Holy Cross (Feb 16, 2019)
	5	-	vs Holy Cross (Feb 16, 2019)
Earned runs:	4	-	vs Holy Cross (Feb 16, 2019)
	4	-	vs Cornell (Feb 24, 2019)
Walks allowed:	7	-	vs Holy Cross (Feb 16, 2019)
	7	-	vs Cornell (Feb 23, 2019)
Strikeouts:	14	-	vs Holy Cross (Feb 16, 2019)
Hits allowed:	9	-	vs Holy Cross (Feb 16, 2019)
Doubles allowed:	3	-	vs Holy Cross (Feb 16, 2019)
Triples allowed:	1	-	vs Holy Cross (Feb 16, 2019)
Homers allowed:	1	-	vs Holy Cross (Feb 16, 2019)
	1	-	vs Cornell (Feb 24, 2019)
Wild pitches:	1	-	(5 times)
Hit batters:	2	-	vs Holy Cross (Feb 15, 2019)
	2	-	vs Holy Cross (Feb 16, 2019)

TEAM GAME HIGHS

INDIVIDUAL GAME HIGHS

Batting

At bats:	6	-	Loftin, Nick vs Holy Cross (Feb 16, 2019)
	6	-	Loftin, Nick vs Cornell (Feb 24, 2019)
Runs scored:	3	-	(7 times)
Hits:	5	-	Cunningham, Richard vs Holy Cross (Feb 16, 2019)
RBI's:	5	-	Wehsener, Chase vs Cornell (Feb 22, 2019)
Doubles:	2	-	(4 times)
Triples:	1	-	Cunningham, Richard vs Holy Cross (Feb 16, 2019)
	1	-	Bissonette, Josh vs Cornell (Feb 22, 2019)
	1	-	Loftin, Nick vs Cornell (Feb 22, 2019)
Home runs:	1	-	(7 times)
Total bases:	9	-	Cunningham, Richard vs Holy Cross (Feb 16, 2019)
Walks:	2	-	(8 times)
Strikeouts:	2	-	(6 times)
Sac hits:	1	-	(4 times)
Sac flies:	1	-	(8 times)
Stolen bases:	2	-	Loftin, Nick vs Holy Cross (Feb 16, 2019)
	2	-	Haring, Cole vs Holy Cross (Feb 17, 2019)
	2	-	Wendzel, Davis vs Cornell (Feb 24, 2019)
Hit by pitch:	2	-	Downey, Davion vs Holy Cross (Feb 15, 2019)
	2	-	Downey, Davion vs Cornell (Feb 24, 2019)
Caught stealing:	1	-	Bertelsman, Ryan vs Holy Cross (Feb 15, 2019)
	1	-	Raguse, T.J. vs Holy Cross (Feb 16, 2019)
Runners LOB:	5	-	Cunningham, Richard vs Holy Cross (Feb 16, 2019)

Fielding

Putouts:	13	-	Wehsener, Chase vs Holy Cross (Feb 17, 2019)
Assists:	5	-	Loftin, Nick vs Holy Cross (Feb 16, 2019)
	5	-	Wendzel, Davis vs Holy Cross (Feb 17, 2019)
	5	-	Bissonette, Josh vs Cornell (Feb 24, 2019)
Errors:	2	-	Bissonette, Josh vs Holy Cross (Feb 16, 2019)
Passed balls:	1	-	Harper, Kyle vs Holy Cross (Feb 17, 2019)
	1	-	Harper, Kyle vs Cornell (Feb 24, 2019)

Pitching

Innings pitched:	7.0	-	Kettler, Hayden vs Holy Cross (Feb 15, 2019)
Runs allowed:	3	-	Thomas, Tyler vs Holy Cross (Feb 16, 2019)
	3	-	Dickens, Paul vs Holy Cross (Feb 16, 2019)
	3	-	Thomas, Tyler vs Cornell (Feb 23, 2019)
Earned runs:	3	-	Dickens, Paul vs Holy Cross (Feb 16, 2019)
Walks allowed:	5	-	Thomas, Tyler vs Cornell (Feb 23, 2019)
Strikeouts:	9	-	Kettler, Hayden vs Cornell (Feb 22, 2019)
Hits allowed:	5	-	Thomas, Tyler vs Holy Cross (Feb 16, 2019)
Doubles allowed:	2	-	Dickens, Paul vs Holy Cross (Feb 16, 2019)
Triples allowed:	1	-	Dickens, Paul vs Holy Cross (Feb 16, 2019)
Homers allowed:	1	-	Winston, Jimmy vs Holy Cross (Feb 16, 2019)
	1	-	Bradford, Cody vs Cornell (Feb 24, 2019)
Wild pitches:	1	-	(5 times)
Hit batters:	2	-	Kettler, Hayden vs Holy Cross (Feb 15, 2019)

RECORD WHEN...

Score by innings	1	2	3	4	5	6	7	8	9	EX	Total
Baylor	5	12	13	9	5	11	10	4	0	4	73
Opponents	2	2	4	2	4	1	0	2	0	1	18

Record when ...

Overall	7-0	After 6 leading	5-0
Conference	0-0 trailing	1-0
Non-Conference	7-0 tied	1-0
Home games	7-0	After 7 leading	6-0
Away games	0-0 trailing	0-0
Neutral site	0-0 tied	1-0
Day games	5-0	After 8 leading	6-0
Night games	2-0 trailing	0-0
vs Left starter	0-0 tied	1-0
vs Right starter	7-0		
1-Run games	0-0	Hit 0 home runs	3-0
2-Run games	0-0	... 1 home run	2-0
5+Run games	5-0	... 2+ home runs	2-0
Extra innings	1-0		
Shutouts	2-0	Opponent 0 home runs	5-0
	 1 home run	2-0
Scoring 0-2 runs	0-0 2+ HRs	0-0
..... 3-5 runs	0-0		
..... 6-9 runs	3-0	Made 0 errors	4-0
..... 10+ runs	4-0 1 error	1-0
	 2+ errors	2-0
Opponent 0-2 runs	3-0		
..... 3-5 runs	4-0	Opp. made 0 errors	1-0
..... 6-9 runs	0-0 1 error	0-0
..... 10+ runs	0-0 2+ errors	6-0
Scored in 1st inning	3-0	Out-hit opponent	7-0
Opp. scored in 1st	1-0	Out-hit by opponent	0-0
Scores first	4-0	Hits are tied	0-0
Opp. scores first	3-0		

Record when team scores:

Runs	0	1	2	3	4	5	6	7	8	9	10+
W-L	0-0	0-0	0-0	0-0	0-0	0-0	1-0	0-0	2-0	0-0	4-0

Record when opponent scores:

Runs	0	1	2	3	4	5	6	7	8	9	10+
W-L	2-0	1-0	0-0	1-0	1-0	2-0	0-0	0-0	0-0	0-0	0-0

Record when leading after:

Inn.	1	2	3	4	5	6	7	8
W-L	2-0	3-0	4-0	5-0	5-0	5-0	6-0	6-0

Record when trailing after:

Inn.	1	2	3	4	5	6	7	8
W-L	0-0	1-0	1-0	1-0	2-0	1-0	0-0	0-0

Record when tied after:

Inn.	1	2	3	4	5	6	7	8
W-L	5-0	3-0	2-0	1-0	0-0	1-0	1-0	1-0

Current winning streak: 7
 Longest winning streak: 7
 Longest losing streak: 0

Home attendance : 12347 (7 dates avg = 1763)
 Away attendance : 0 (0 dates avg = 0)
 Total attendance: 12347 (7 dates avg = 1763)

SEASON/CAREER STATS

2019 Baylor Bears Baseball
Individual Season/Career Summary for Baylor (as of Feb 25, 2019)
(All games Sorted by Batting avg)

Record: 7-0 Home: 7-0 Away: 0-0 Big 12: 0-0

Player	SEASON													CAREER												
	Avg	G-GS	AB	R	H	2B	3B	HR	RBI	BB	Hbp	SO	Sb-Att	Avg	G-GS	AB	R	H	2B	3B	HR	RBI	BB	Hbp	SO	Sb-Att
33 Wendzel, Davis	.519	7-7	27	11	14	6	0	0	7	6	4	1	5-5	.340	61-58	197	50	67	15	2	8	42	39	9	24	6-8
9 Downey, Davon	.417	7-7	24	9	10	4	0	1	8	4	6	5	1-1	.297	11-11	74	18	22	6	0	4	16	12	9	23	7-7
14 Bissonette, Josh	.409	7-7	22	7	9	2	1	1	7	6	2	2	0-0	.268	118-116	370	62	99	12	2	4	53	65	11	50	3-6
3 Bertsman, Ryan	.400	5-3	15	4	6	1	0	1	6	0	0	2	0-1	.379	12-5	29	7	11	1	0	2	10	0	0	5	0-2
8 Harper, Kyle	.400	5-4	15	2	6	2	0	1	5	0	2	0	0-0	.389	7-5	18	2	7	3	0	1	5	0	3	1	0-0
2 Loftin, Nick	.394	7-7	33	10	13	2	1	0	6	4	0	1	3-3	.392	11-11	51	15	20	3	1	0	7	7	0	1	5-5
21 Cunningham, Richard	.375	7-7	32	10	12	4	1	0	5	3	1	5	1-1	.308	111-107	400	85	123	31	10	10	64	33	20	81	7-9
1 Haring, Nick	.370	7-6	27	8	10	0	0	2	11	3	1	3	2-2	.375	11-9	40	13	15	0	0	2	15	5	2	5	4-4
37 Wehsener, Chase	.320	7-5	25	7	8	0	0	0	5	2	0	4	0-0	.243	11-7	37	9	9	0	0	0	5	3	0	7	0-0
23 Langellers, Shea	.231	3-3	13	2	3	0	0	0	1	3	0	4	0-0	.304	61-61	237	47	72	14	2	10	40	30	3	45	1-4
11 Martinez, Ricky	.500	4-1	4	0	2	1	0	0	1	1	1	0	0-0	.500	6-1	4	0	2	1	0	0	1	2	1	0	0-0
45 Weaver, Cole	.200	4-2	5	1	1	0	0	0	0	0	2	1	0-0	.250	12-4	12	4	3	0	0	0	2	0	4	2	0-0
50 Mueller, Mack	.111	4-3	9	2	1	0	0	1	2	2	0	3	0-0	.077	6-5	13	2	1	0	0	1	3	4	0	4	0-0
13 Seay, Hunter	.000	3-0	3	0	0	0	0	0	0	0	0	2	0-0	.188	14-2	16	3	3	0	0	0	0	2	0	7	0-0
20 Raguse, T.J.	.000	2-1	2	0	0	0	0	0	0	0	1	1	0-1	.275	88-75	262	45	72	13	0	2	41	50	4	50	8-13
29 Walsh, Jake	.000	1-0	1	0	0	0	0	0	0	0	0	0	0-0	.000	1-0	1	0	0	0	0	0	0	0	0	0	0-0
Totals	.370	7-7	257	73	95	22	3	7	64	34	20	34	12-14													
Opponents	.181	7-7	227	18	41	8	1	2	14	31	7	81	6-8													

Player	SEASON													CAREER													
	ERA	W-L	App	GS	CG	Sho	Sv	IP	H	R	ER	BB	SO	ERA	W-L	App	GS	CG	Sho	Sv	IP	H	R	ER	BB	SO	
28 Kettler, Hayden	0.00	2-0	2	2	0	0	0	13.0	7	0	0	2	17	2.18	6-0	22	7	0	0	0	0	57.2	48	19	14	22	52
10 Leckich, Ryan	0.00	1-0	3	0	0	0	0	4.1	1	0	0	0	4	2.30	2-0	12	0	0	0	0	15.2	12	5	4	2	11	
24 Winston, Jimmy	1.50	0-0	3	0	0	0	0	6.0	6	1	1	1	5	1.80	0-0	4	0	0	0	0	10.0	10	2	2	2	8	
41 Boyd, Luke	2.25	0-0	3	0	0	0	0	4.0	0	1	1	2	9	8.05	1-0	12	1	0	0	0	19.0	15	17	17	18	24	
34 Needham, Anderson	3.12	1-0	2	1	0	0	0	8.2	6	3	3	7	12	2.70	1-0	3	2	0	0	0	13.1	8	4	4	11	18	
40 Dickens, Paul	3.86	1-0	2	0	0	0	0	7.0	6	3	3	4	7	5.06	1-0	3	0	0	0	0	10.2	10	6	6	7	11	
18 Bradford, Cody	4.15	0-0	2	2	0	0	0	4.1	3	4	2	3	5	4.80	6-3	38	18	0	0	3	95.2	94	70	51	45	91	
16 Thomas, Tyler	5.40	0-0	2	2	0	0	0	6.2	8	6	4	8	11	5.59	0-0	3	3	0	0	0	9.2	13	9	6	11	17	
31 Caruso, Daniel	0.00	1-0	2	0	0	0	0	3.0	1	0	0	2	3	6.75	2-0	8	0	0	0	0	9.1	11	8	7	6	7	
15 Hill, Kyle	0.00	1-0	3	0	0	0	1	3.0	1	0	0	2	4	3.93	6-7	50	8	0	0	2	91.2	87	48	40	63	91	
55 Gilbert, William	0.00	0-0	1	0	0	0	0	1.0	1	0	0	0	2	0.00	0-0	2	0	0	0	0	2.0	2	0	0	0	4	
22 Helton, Blake	0.00	0-0	1	0	0	0	0	1.0	0	0	0	0	0	0.00	0-0	1	0	0	0	0	1.0	0	0	0	0		
36 Segner, Ryan	0.00	0-0	1	0	0	0	0	1.0	0	0	0	0	1	0.00	0-0	1	0	0	0	0	1.0	0	0	0	0	1	
2 Loftin, Nick	0.00	0-0	1	0	0	0	0	1.0	1	0	0	0	1	0.00	0-0	2	0	0	0	0	2.0	2	0	0	0	2	
Totals	1.97	7-0	7	7	0	2	1	64.0	41	18	14	31	81														
Opponents	9.83	0-7	7	7	0	0	0	57.2	95	73	63	34	34														

(All games Sorted by Earned run avg)



2018 GAME-BY-GAME

#30 Ashkinos, Jacob - 10 appearances (All games)

Date	Opponent	GS	IP	H	R	ER	BB	SO	2B	3B	HR	WP	BK	HBP	IBB	Score	W-L	Sv	ERA	NP
Feb 18	HOUSTON BAPTIST		3.0	0	0	0	2	2	0	0	0	0	0	0	0	6-3	0-0	0	0.00	39
Feb 23	at UCLA		2.0	3	3	3	4	2	2	0	0	1	0	0	0	2-5	0-1	0	5.40	61
Feb 25	at UCLA		0.1	1	1	1	0	0	0	1	0	0	0	0	0	0-3	0-1	0	6.75	8
Mar 3	vs Texas A&M		0.1	1	0	0	1	0	0	0	0	0	0	0	0	4-5	0-1	0	6.35	15
Mar 06	at UT Arlington	*	2.1	4	1	1	0	2	1	1	0	1	0	0	0	9-1	0-1	0	5.62	48
Mar 13	SAM HOUSTON STAT	*	4.0	5	2	2	2	6	0	0	0	0	0	0	0	2-7	0-1	0	5.25	66
Mar 18	TEXAS TECH		2.0	0	0	0	0	2	0	0	0	0	0	0	0	4-11	0-1	0	4.50	21
Mar 20	at DBU		4.0	1	0	0	3	9	0	0	0	1	0	0	0	5-2	0-1	0	3.50	79
Mar 25	KANSAS		4.0	4	4	2	3	3	1	0	1	0	0	0	0	5-8	0-1	0	3.68	70
Mar 31	at Oklahoma	*	3.2	7	6	6	3	1	3	0	2	0	0	1	0	1-6	0-2	0	5.26	88
Totals		3	25.2	26	17	15	18	27	7	2	3	3	0	1	0	38-51	0-2	0	5.26	-

30 - JACOB ASHKINOS

RHP • R/R • 6-1 • 225 • R-SO • 1L

ALEDO, TEXAS

(ALEDO HS)

2018 SEASON HIGHS

Relief Innings: 3.0 (2-18 vs. HBU)

Starter Innings: 4.0 (3x, last 3-25 vs. KU)

Strikeouts: 9 (3-20 at DBU)

Scoreless Appearance Streak: N/A

Winning Streak: N/A

CAREER GAME HIGHS

Relief Innings: 3.0 (2-18-18 vs. HBU)

Starter Innings: 4.0 (3x, last 3-25-18 vs. KU)

Strikeouts: 9 (3-20-18 at DBU)

Scoreless Appearance Streak: N/A

Winning Streak: N/A

ASHKINOS CAREER STATS																						
Season	ERA	W-L	APP-GS	CG	SHO	SV	IP	H	R	ER	BB	SO	2B	3B	HR	BF	B/AVG	WP	HBP	BK	SFA	SHA
2018	5.26	0-2	10-3	0	0	0	25.2	26	17	15	18	27	7	2	3	121	.257	3	1	0	1	0
CAREER	5.26	0-2	10-3	0	0	0	25.2	26	17	15	18	27	7	2	3	121	.257	3	1	0	1	0



2019 GAME-BY-GAME

#3 Bertelsman, Ryan - 5 games (All games)

Date	Opponent	Pos	AB	R	H	RBI	2B	3B	HR	BB	SB	CS	HBP	SAC	SF	GDP	K	PO	A	E	Avg	
Feb 15	HOLY CROSS	ph	1	0	1	0	0	0	0	0	0	1	0	0	0	0	0	0	0	0	0	1.000
Feb 16	HOLY CROSS-1	ph/dh	4	3	3	3	0	0	1	0	0	0	0	0	0	0	0	0	0	0	0	.800
Feb 16	HOLY CROSS-2	*dh	3	0	0	1	0	0	0	0	0	0	0	0	1	0	0	1	0	0	0	.500
Feb 17	HOLY CROSS	*dh	3	0	1	0	0	0	0	0	0	0	0	0	1	0	0	0	0	0	0	.455
Feb 22	CORNELL	*dh	4	1	1	2	1	0	0	0	0	0	0	0	0	0	1	0	0	0	0	.400
Totals		3gs	15	4	6	6	1	0	1	0	0	1	0	1	1	0	2	0	0	0	0	.400

On base pct. .375 • Slugging pct. .667

3 — RYAN BERTELSMAN

OF • R/R • 6-0 • 195 • R-SO • 1L

FRIENDSWOOD, TEXAS

(FRIENDSWOOD HS)


2019 SEASON HIGHS

- Hits: 3 vs. Holy Cross (2/16/19)
- Runs: 3 vs. Holy Cross (2/16/19)
- Doubles: N/A
- Triples: N/A
- Homers: 1 vs. Holy Cross (2/16/19)
- Total Bases: 6 vs. Holy Cross (2/16/19)
- RBI: 3 vs. Holy Cross (2/16/19)
- Walks: N/A
- Steals: N/A
- Hitting Streak: 2 games (2/15-2/16)
- On-Base Streak: 2 games (2/15-2/16)

CAREER HIGHS Hits: N/A

- Hits: 3 vs. Holy Cross (2/16/19)
- Runs: 3 vs. Holy Cross (2/16/19)
- Doubles: N/A
- Triples: N/A
- Homers: 1 vs. Holy Cross (2/16/19)
- Total Bases: 6 vs. Holy Cross (2/16/19)
- RBI: 3 vs. Holy Cross (2/16/19)
- Walks: N/A
- Steals: N/A
- Hitting Streak: 2 games (2/15-2/16/19)
- On-Base Streak: 2 games (2/15-2/16/19)

BERTELSMAN'S CAREER STATS																						
Season	AVG.	GP-GS	AB	R	H	2B	3B	HR	RBI	SLG%	BB	HBP	SO	GDP	OB%	SF	SH	SB	PO	A	E	FLD%
2017	.000	3-0	3	0	0	0	0	0	0	.000	0	0	2	0	.000	0	0	0	0	0	0	.000
2019	.400	5-3	15	4	6	1	0	1	6	.667	0	0	2	0	.375	1	1	0	0	0	0	.000
CAREER	.333	8-3	18	4	6	1	0	1	6	.667	0	0	4	0	.316	1	1	0	0	0	0	.000



2019 GAME-BY-GAME

#14 Bissonette, Josh - 7 games (All games)

Date	Opponent	Pos	AB	R	H	RBI	2B	3B	HR	BB	SB	CS	HBP	SAC	SF	GDP	K	PO	A	E	Avg
Feb 15	HOLY CROSS	*2b	3	0	0	1	0	0	0	0	0	0	1	0	1	0	0	2	0	0	.000
Feb 16	HOLY CROSS-1	*2b	2	1	2	1	0	0	0	2	0	0	0	1	0	0	0	1	2	1	.400
Feb 16	HOLY CROSS-2	*2b	3	0	0	0	0	0	0	1	0	0	0	0	0	0	2	3	1	2	.250
Feb 17	HOLY CROSS	*2b	3	1	2	1	0	0	0	1	0	0	0	0	0	0	0	1	3	0	.364
Feb 22	CORNELL	*2b	4	3	2	2	0	1	1	1	0	0	0	0	0	1	0	0	3	0	.400
Feb 23	CORNELL	*2b	4	1	2	1	2	0	0	0	0	0	0	0	0	0	0	3	2	0	.421
Feb 24	CORNELL	*2b	3	1	1	1	0	0	0	1	0	0	0	0	0	0	0	1	5	0	.409
Totals		7gs	22	7	9	7	2	1	1	6	0	0	2	1	1	1	2	11	16	3	.409

On base pct. .548 • Slugging pct. .727

14 — JOSH BISSONETTE

IF • R/R • 6-0 • 185 • SR • 3L
ANAHEIM HILLS, CALIF.
(ORANGE LUTHERAN HS)

2019 SEASON HIGHS

Hits: 2 (4x, last 2-23 vs. Cornell)
Runs: 3 (2-22 vs. Cornell)
Doubles: 2 (2-23 vs. Cornell)
Triples: 1 (2-22 vs. Cornell)
Homers: 1 (2-22 vs. Cornell)
RBI: 2 (2-22 vs. Cornell)
Walks: 2 (2-16 vs. Holy Cross)
Steals: N/A
Hitting Streak: 4 (Feb. 17-pres)
On-Base Streak: 7 (Feb. 15-pres)

CAREER HIGHS

Hits: 4 (3-26-16 at DBU)
Runs: 3 (3-26-16 at DBU)
Doubles: 2 (2x, last 2-23-19 vs. Cornell)
Triples: 1 (3x, last 2-22-19 vs. Cornell)
Homers: 2 (3-26-16 at DBU)
Total Bases: 11 (3-26-16 at DBU)
RBI: 5 (5-8-18 vs. PVAMU)
Walks: 3 (2x, last 2-18-17 vs. Niagara)
Steals: 1 (4x, last 3-11-18 vs. GW)
Hitting Streak: 6 (April 25-May 12, 2017)
On-Base Streak: 14 (March 13-April 8, 2016)

BISSONETTE'S CAREER STATS

Season	AVG.	GP-GS	AB	R	H	2B	3B	HR	RBI	SLG%	BB	HBP	SO	GDP	OB%	SF	SH	SB	PO	A	E	FLD%
2016	.236	52-52	157	28	37	3	0	3	22	.312	29	5	21	3	.366	3	7	1	76	142	8	.965
2017	.272	55-53	180	25	49	7	1	0	21	.322	26	2	25	1	.370	0	10	2	117	128	6	.907
2018	.269	57-57	193	32	52	10	1	7	39	.440	27	7	33	7	.374	3	6	2	100	134	4	.983
2019	.409	7-7	22	7	9	2	1	1	7	.727	6	2	2	1	.548	1	1	0	11	16	3	.900
CAREER	.266	171-169	552	92	147	22	3	11	89	.377	88	16	81	12	.379	7	24	5	304	420	21	.972



2019 GAME-BY-GAME

#41 Boyd, Luke - 3 appearances (All games)

Date	Opponent	GS	IP	H	R	ER	BB	SO	2B	3B	HR	WP	BK	HBP	IBB	Score	W-L	Sv	ERA	NP
Feb 16	HOLY CROSS-1		2.0	0	1	1	1	4	0	0	0	0	0	0	0	8-5	0-0	0	4.50	30
Feb 17	HOLY CROSS		1.0	0	0	0	1	2	0	0	0	0	0	0	0	6-1	0-0	0	3.00	22
Feb 23	CORNELL		1.0	0	0	0	0	3	0	0	0	0	0	0	0	10-3	0-0	0	2.25	12
Totals		0	4.0	0	1	1	2	9	0	0	0	0	0	0	0	24-9	0-0	0	2.25	-

41 — LUKE BOYD

RHP • R/R • 6-2 • 180 • JR • 2L

OJAI, CALIF.
(NORDHOFF HS)

2019 SEASON HIGHS

Relief Innings: 2.0 (vs. Holy Cross 2/16)
 Starter Innings: N/A
 Strikeouts: 4 (vs. Holy Cross 2/16)
 Scoreless Appearance Streak: 2 (2/17 vs. Pres)
 Winning Streak: N/A

CAREER HIGHS

Relief Innings: 2.2 (3-17-17 vs. WVU)
 Starter Innings: 5.0 (2-20-17 vs. Nevada)
 Strikeouts: 4, 2x (2-16-19 vs. Holy Cross, 4-18-18 vs. UAPB)
 Scoreless Appearance Streak: 2 (2/17/19-Pres)
 Winning Streak: N/A

BOYD'S CAREER STATS																						
Season	ERA	W-L	APP-GS	CG	SHO	SV	IP	H	R	ER	BB	SO	2B	3B	HR	BF	B/AVG	WP	HBP	BK	SFA	SHA
2017	11.25	1-0	7-1	0	0	0	12.0	15	15	15	14	9	2	1	1	61	.333	0	1	0	0	1
2018	6.97	0-1	9-0	0	0	0	10.1	16	8	8	6	8	3	0	0	52	.390	1	2	1	0	3
2019	2.25	0-0	3-0	0	0	0	4.0	0	1	1	2	9	0	0	0	14	.000	0	0	0	0	0
CAREER	8.20	1-1	9-1	0	0	0	26.1	31	24	24	22	26	5	1	1	127	.316	1	3	1	0	4



2019 GAME-BY-GAME

#18 Bradford, Cody - 2 appearances (All games)

Date	Opponent	GS	IP	H	R	ER	BB	SO	2B	3B	HR	WP	BK	HBP	IBB	Score	W-L	Sv	ERA	NP
Feb 16	HOLY CROSS-2	*	2.1	1	2	0	1	3	0	0	0	0	0	0	0	8-5	0-0	0	0.00	34
Feb 24	CORNELL	*	2.0	2	2	2	2	2	0	0	1	0	0	0	0	12-4	0-0	0	4.15	43
Totals			2	4.1	3	4	2	3	0	0	1	0	0	0	0	20-9	0-0	0	4.15	-

18 — CODY BRADFORD

LHP • L/L • 6-3 • 195 • JR • 2L

ALEDO, TEXAS

(ALEDO HS)

2019 SEASON HIGHS

Relief Innings: N/A

Starter Innings: 2.1 vs. Holy Cross (2/16)

Strikeouts: 3 vs. Holy Cross (2/16)

Scoreless Appearance Streak: 2 games (Feb. 16-pres)

Winning Streak: N/A

CAREER HIGHS

Relief Innings: N/A

Starter Innings: 9.0 (2x, last 4-27-18 at KSU)

Strikeouts: 10 (2x, last 5-11-18 vs. OSU)

Scoreless Appearance Streak: N/A

Winning Streak: N/A

BRADFORD'S CAREER STATS																						
Season	ERA	W-L	APP-GS	CG	SHO	SV	IP	H	R	ER	BB	SO	2B	3B	HR	BF	B/AVG	WP	HBP	BK	SFA	SHA
2017	5.52	5-5	15-14	0	0	0	73.1	89	45	45	20	43	17	2	13	317	.309	1	4	1	2	2
2018	2.51	7-6	14-14	2	2	0	96.2	85	29	27	26	87	17	2	3	388	.240	3	3	0	2	3
2019	4.15	0-0	2-2	0	0	0	4.1	3	4	2	3	5	0	0	1	20	.188	0	0	0	0	1
CAREER	3.82	12-11	31-30	2	2	0	174.1	177	78	74	49	135	34	4	17	725	.269	4	7	1	4	6



2019 GAME-BY-GAME

#31 Caruso, Daniel - 2 appearances (All games)

Date	Opponent	GS	IP	H	R	ER	BB	SO	2B	3B	HR	WP	BK	HBP	IBB	Score	W-L	Sv	ERA	NP
Feb 16	HOLY CROSS-2		2.0	1	0	0	1	3	1	0	0	0	0	0	0	8-5	1-0	0	0.00	37
Feb 23	CORNELL		1.0	0	0	0	1	0	0	0	0	0	0	0	0	10-3	1-0	0	0.00	14
Totals		0	3.0	1	0	0	2	3	1	0	0	0	0	0	0	18-8	1-0	0	0.00	-

31 — DANIEL CARUSO

RHP • R/R • 6-0 • 160 • R-SO • RS
 LOS ANGELES, CALIF.
 (LOYOLA HS)

SEASON HIGHS

Relief Innings: 2.0 (vs. Holy Cross 2/16)
 Starter Innings: N/A
 Strikeouts: 3 vs. Holy Cross 2/16
 Scoreless Appearance Streak: 1 game
 Winning Streak: 1 game (2/16)

CAREER HIGHS

Relief Innings: 2.0, 2x, (2/16/19 vs. Holy Cross, 3-28-17 vs. UTSA)
 Starter Innings: N/A
 Strikeouts: 3 vs. Holy Cross 2/16/19
 Scoreless Appearance Streak: 1 game
 Winning Streak: 1 game (2/16/19)

CARUSO'S CAREER STATS																						
Season	ERA	W-L	APP-GS	CG	SHO	SV	IP	H	R	ER	BB	SO	2B	3B	HR	BF	B/AVG	WP	HBP	BK	SFA	SHA
2017	14.54	0-0	5-0	0	0	0	4.1	9	8	7	3	1	0	0	2	26	.450	1	2	0	1	0
2019	0.00	1-0	2-0	0	0	0	3.0	1	0	0	2	3	1	0	0	12	.100	0	0	0	0	0
CAREER	8.59	1-0	7-0	0	0	0	7.1	10	8	7	5	4	0	0	2	38	.333	1	2	0	1	0



2019 GAME-BY-GAME

#21 Cunningham, Richard - 7 games (All games)

Date	Opponent	Pos	AB	R	H	RBI	2B	3B	HR	BB	SB	CS	HBP	SAC	SF	GDP	K	PO	A	E	Avg
Feb 15	HOLY CROSS	*of	5	2	3	0	1	0	0	0	0	0	1	0	0	0	1	1	0	0	.600
Feb 16	HOLY CROSS-1	*of	5	0	0	1	0	0	0	0	0	0	0	0	1	0	2	2	0	0	.300
Feb 16	HOLY CROSS-2	*of	5	3	5	2	2	1	0	0	1	0	0	0	0	0	0	4	0	0	.533
Feb 17	HOLY CROSS	*of	5	0	0	1	0	0	0	0	0	0	0	0	0	0	1	0	0	0	.400
Feb 22	CORNELL	*of	3	2	1	0	0	0	0	2	0	0	0	0	0	0	0	1	0	0	.391
Feb 23	CORNELL	*of	5	3	3	0	1	0	0	0	0	0	0	0	0	0	0	2	0	0	.429
Feb 24	CORNELL	*of	4	0	0	1	0	0	0	1	0	0	0	0	1	0	1	3	0	0	.375
Totals		7gs	32	10	12	5	4	1	0	3	1	0	1	0	2	0	5	13	0	0	.375

On base pct. .421 • Slugging pct. .562

21 — RICHARD CUNNINGHAM

OF • L/L • 5-10 • 195 • SR • 3L

AUSTIN, TEXAS

(STEPHEN F. AUSTIN HS)

2019 SEASON HIGHS

Hits: 5 (2/16 vs. Holy Cross)

Runs: 3 (2x, last 2/23 vs. Cornell)

Doubles: 2 (2/16 vs. Holy Cross)

Triples: 1 (2/16 vs. Holy Cross)

Homers: N/A

RBI: 2 (2/16 vs. Holy Cross)

Walks: 2 (2/22 vs. Cornell)

Steals: 1 (2/16 vs. Holy Cross)

Hitting Streak: 2 games (Feb. 22-Feb. 23)

On-Base Streak: 3 games (Feb. 22-pres)

CAREER HIGHS

Hits: 5 (2x, 2-16-19 vs. Holy Cross, 5-11-18 vs. OSU)

Runs: 4 (2x, last 5-11-18 vs. OSU)

Doubles: 3 (2-28-17 vs. UAPB)

Triples: 1 (11x, last 2-16-19 vs. Holy Cross)

Homers: 2 (4-6-18 at UT)

Total Bases: 11 (4-6-18 at UT)

RBI: 8 (2-27-16 vs. Stony Brook)

Walks: 3 (2x, 2-26-17 vs. South Alabama)

Steals: 1 (10x, last 5-23-18 vs. OU)

Hitting Streak: 13 (May 10, 2017-Feb. 16, 2018)

On-Base Streak: 15 (March 18-April 9, 2016)

CUNNINGHAM'S CAREER STATS

Season	AVG.	GP-GS	AB	R	H	2B	3B	HR	RBI	SLG%	BB	HBP	SO	GDP	OB%	SF	SH	SB	PO	A	E	FLD%
2016	.287	52-51	178	40	51	9	5	5	26	.478	19	11	35	1	.386	2	4	3	120	10	1	.993
2017	.306	48-45	170	30	52	15	3	5	29	.518	11	7	37	0	.365	4	1	2	127	7	4	.971
2018	.342	55-55	225	45	77	14	2	9	38	.542	11	9	43	2	.396	0	4	6	5	0	1	.33
2019	.375	7-7	32	10	12	4	1	0	5	.563	3	1	5	0	.421	2	0	1	13	0	0	1.000
CAREER	.317	162-158	605	125	192	42	11	19	98	.517	44	28	120	3	.385	8	9	12	265	17	6	.979



2019 GAME-BY-GAME

#9 Downey, Davion - 7 games (All games)

Date	Opponent	Pos	AB	R	H	RBI	2B	3B	HR	BB	SB	CS	HBP	SAC	SF	GDP	K	PO	A	E	Avg
Feb 15	HOLY CROSS	*of	1	2	1	0	0	0	0	2	0	0	2	0	0	0	0	2	0	0	1.000
Feb 16	HOLY CROSS-1	*of	5	1	2	1	1	0	0	0	0	0	1	0	0	0	2	2	0	0	.500
Feb 16	HOLY CROSS-2	*of	4	0	2	1	0	0	0	1	1	0	0	0	0	0	0	2	0	1	.500
Feb 17	HOLY CROSS	*of	3	2	2	2	1	0	1	0	0	0	0	1	0	0	0	1	0	0	.538
Feb 22	CORNELL	*of	5	2	1	1	0	0	0	1	0	0	0	0	0	0	1	1	0	0	.444
Feb 23	CORNELL	*of	3	1	1	1	1	0	0	0	0	0	1	0	1	0	1	4	0	0	.429
Feb 24	CORNELL	*of	3	1	1	2	1	0	0	0	0	0	2	0	0	0	1	0	0	0	.417
Totals		7gs	24	9	10	8	4	0	1	4	1	0	6	1	1	0	5	12	0	1	.417

On base pct. .571 • Slugging pct. .708

9 — DAVION DOWNEY

OF • L/L • 6-0 • 200 • SO • 1L

BOWLING GREEN, KY
(WARREN EAST HS)

20198 SEASON HIGHS

- Hits: 2, 2x, last 2/17 vs. Holy Cross
- Runs: 2, 3x, last 2/22 vs. Holy Cross
- Doubles: 1, 4x, last 2/24 vs. Cornell
- Triples: N/A
- Homers: 1 (2/17 vs. Holy Cross)
- RBI: 2 (2x, 2/24 vs. Cornell)
- Walks: 2 (2/17 vs. Holy Cross)
- Steals: 1 (2/16 vs. Holy Cross)
- Hitting Streak: 7 (Feb. 15-pres)
- On-Base Streak: 7 (Feb. 15-pres)

CAREER HIGHS

- Hits: 5 (4-27-18 at KSU)
- Runs: 3, 2x, (6-2-18 vs. Wright St.), (5-26-18 vs. OU)
- Doubles: 2 (4-27-18 at KSU)
- Triples: 1 (3-6-18 at UTA)
- Homers: 1 (5x, last 2/17/19 vs. Holy Cross)
- RBI: 4 (4-24-18 at TXST)
- Walks: 3 (5-26-18 vs. OU)
- Steals: 1 (2x, last 2/16/19 vs. Holy Cross)
- Hitting Streak: 7 (Feb. 15-pres)
- On-Base Streak: 13 (April 15-May 12, 2018)

DOWNEY'S CAREER STATS																						
Season	AVG.	GP-GS	AB	R	H	2B	3B	HR	RBI	SLG%	BB	HBP	SO	GDP	OB%	SF	SH	SB	PO	A	E	FLD%
2018	.274	55-53	179	31	49	10	1	4	33	.408	31	9	33	0	.399	4	5	1	117	2	2	.983
2017	.417	7-7	24	9	10	4	0	1	8	.708	4	6	5	0	.571	1	1	1	12	0	1	.923
CAREER	.291	62-60	203	40	59	14	1	5	41	.443	35	15	38	0	.422	5	6	2	129	2	3	.978



2019 GAME-BY-GAME

#1 Haring, Cole - 7 games (All games)

Date	Opponent	Pos	AB	R	H	RBI	2B	3B	HR	BB	SB	CS	HBP	SAC	SF	GDP	K	PO	A	E	Avg
Feb 15	HOLY CROSS	*of	4	2	1	2	0	0	0	0	0	0	0	0	0	0	1	2	0	0	.250
Feb 16	HOLY CROSS-1	ph/of	3	0	2	1	0	0	0	0	0	0	0	0	0	0	1	0	0	0	.429
Feb 16	HOLY CROSS-2	*of	3	2	1	0	0	0	0	2	0	0	0	0	0	0	0	0	0	0	.400
Feb 17	HOLY CROSS	*of	3	1	1	1	0	0	0	0	2	0	1	0	0	0	0	2	0	0	.385
Feb 22	CORNELL	*of/of	5	2	2	2	0	0	1	1	0	0	0	0	0	0	1	4	0	0	.389
Feb 23	CORNELL	*of	4	0	0	1	0	0	0	0	0	0	0	0	1	0	0	0	0	0	.318
Feb 24	CORNELL	*of	5	1	3	4	0	0	1	0	0	0	0	0	0	0	0	1	0	0	.370
Totals		6gs	27	8	10	11	0	0	2	3	2	0	1	0	1	0	3	9	0	0	.370

On base pct. .438 • Slugging pct. .593

1 — COLE HARING

OF • R/R • 5-10 • 185 • SR • 1L

KATY, TEXAS

(KATY HS/MCLENNAN CC)


2019 SEASON HIGHS

- Hits: 3 (2/24 vs. Cornell)
- Runs: 2, 3x, (last 2/22 vs. Cornell)
- Doubles: N/A
- Triples: N/A
- Homers: 2 (2/24 vs. Cornell)
- RBI: 4 (2/24 vs. Cornell)
- Walks: 2 (2/16 vs. Holy Cross)
- Steals: 2 (2/17 vs. Holy Cross)
- Hitting Streak: 4 (Feb. 15-pres)
- On-Base Streak: 4 (Feb. 15-pres)

CAREER STATS

- Hits: 3 (3X, last 2/24/19 vs. Cornell)
- Runs: 2 (13x, last 2/22/19 vs. Cornell)
- Doubles: 1 (13x, last 5-19-18 at WVU)
- Triples: 1 (2x, last 5-8-18 vs. PVAMU)
- Homers: 2 (2x, last 2/24/19 vs. Cornell, 4-13-18 at Memphis)
- RBI: 5 (4-24-18 at TXST)
- Walks: 2 (3x, last 2/16/19 vs. Holy Cross)
- Steals: 2 (2/17/19 vs. Holy Cross)
- Hitting Streak: 8 (March 24-April 3, 2018)
- On-Base Streak: 11 (March 24-April 8, 2018)

HARING'S CAREER STATS																						
Season	AVG.	GP-GS	AB	R	H	2B	3B	HR	RBI	SLG%	BB	HBP	SO	GDP	OB%	SF	SH	SB	PO	A	E	FLD%
2018	.255	56-56	216	40	55	13	2	7	32	.431	17	5	62	1	.322	1	3	4	140	3	6	.960
2019	.370	7-6	27	8	10	0	0	2	11	.593	3	1	3	0	.438	1	0	2	9	0	0	1.000
CAREER	.267	63-62	243	48	65	13	2	9	43	.449	20	6	65	1	.336	2	3	6	149	3	6	.962



2019 GAME-BY-GAME

#15 Hill, Kyle - 3 appearances (All games)

Date	Opponent	GS	IP	H	R	ER	BB	SO	2B	3B	HR	WP	BK	HBP	IBB	Score	W-L	Sv	ERA	NP
Feb 16	HOLY CROSS-1		1.0	0	0	0	2	1	0	0	0	0	0	0	0	8-5	1-0	0	0.00	27
Feb 16	HOLY CROSS-2		1.0	1	0	0	0	1	0	0	0	0	0	0	0	8-5	1-0	1	0.00	16
Feb 24	CORNELL		1.0	0	0	0	0	2	0	0	0	0	0	0	0	12-4	1-0	1	0.00	14
Totals		0	3.0	1	0	0	2	4	0	0	0	0	0	0	0	28-14	1-0	1	0.00	-

15 — KYLE HILL

RHP • R/R • 5-11 • 195 • SR • 3L
 CORPUS CHRISTI, TEXAS
 CALALLEN HS

SEASON HIGHS

Relief Innings: 1.0, 3x (last 2/24 vs. Cornell)
 Starter Innings: N/A
 Strikeouts: 2 (2/24 vs. Cornell)
 Scoreless Appearance Streak: 3 (Feb. 15-pres)
 Winning Streak: 1 game

CAREER HIGHS

Relief Innings: 5.1 (3-13-16 vs. NMSU)
 Starter Innings: 7.0 (4-3-16 vs. Kansas)
 Strikeouts: 7 (3-13-16 vs. NMSU)
 Scoreless Appearance Streak: 5 (March 3-15, 2017)
 Winning Streak: N/A

HILL'S CAREER STATS																						
Season	ERA	W-L	APP-GS	CG	SHO	SV	IP	H	R	ER	BB	SO	2B	3B	HR	BF	B/AVG	WP	HBP	BK	SFA	SHA
2016	5.28	1-4	15-8	0	0	0	44.1	49	29	26	27	31	10	3	4	208	.283	3	0	2	2	6
2017	2.98	3-3	30-0	0	0	0	42.1	36	19	14	32	54	5	1	2	193	.235	5	1	1	3	4
2018	2.62	4-1	25-3	0	0	1	55.0	36	20	16	32	47	5	2	4	234	.185	0	1	2	1	5
2019	0.00	1-0	3-0	0	0	1	3.0	1	0	0	2	4	0	0	0	12	.111	0	0	0	1	0
CAREER	3.48	9-8	73-11	0	0	2	144.2	122	68	56	93	136	20	6	10	647	.230	8	2	5	7	15



2019 GAME-BY-GAME

#28 Kettler, Hayden - 2 appearances (All games)

Date	Opponent	GS	IP	H	R	ER	BB	SO	2B	3B	HR	WP	BK	HBP	IBB	Score	W-L	Sv	ERA	NP
Feb 15	HOLY CROSS	*	7.0	4	0	0	1	8	0	0	0	0	0	2	0	12-0	1-0	0	0.00	86
Feb 22	CORNELL	*	6.0	3	0	0	1	9	0	0	0	0	0	1	0	17-0	2-0	0	0.00	90
Totals		2	13.0	7	0	0	2	17	0	0	0	0	0	3	0	29-0	2-0	0	0.00	-

28 — HAYDEN KETTLER

RHP • R/R • 6-2 • 190 • JR • 2L

COPPELL, TEXAS

(COPPELL HS)

SEASON HIGHS

Relief Innings: N/A

Starter Innings: 7.0 (2/15 vs. Holy Cross)

Strikeouts: 9 (2/22 vs. Cornell)

Scoreless Appearance Streak: 2 appearances, 13.0 innings (Feb. 15-pres)

Winning Streak: 2 games (Feb., 15-pres)

CAREER HIGHS

Relief Innings: 3.2 (4-5-17 vs. Lamar)

Starter Innings: 7.0 (4x, last 2-15-19 vs. Holy Cross)

Strikeouts: 9 (2/22/19 vs. Cornell)

Scoreless Appearance Streak: 3 (April 14-21, 2017)

Winning Streak: 2 games (Feb., 15-pres)

KETTLER'S CAREER STATS

Season	ERA	W-L	APP-GS	CG	SHO	SV	IP	H	R	ER	BB	SO	2B	3B	HR	BF	B/AVG	WP	HBP	BK	SFA	SHA
2017	3.35	3-0	19-4	0	0	0	37.2	37	19	14	19	27	9	0	4	164	.266	1	3	0	1	1
2018	3.81	8-4	16-16	0	0	0	87.1	84	51	37	36	56	17	2	10	384	.254	5	10	0	3	4
2019	0.00	2-0	2-2	0	0	0	13.0	7	0	0	2	17	0	0	50	.156	0	3	0	0	0	0
CAREER	3.33	13-4	37-22	0	0	0	138	128	70	51	57	100	26	2	14	598	.249	6	16	0	4	5



2019 GAME-BY-GAME

#23 Langeliers, Shea - 3 games (All games)

Date	Opponent	Pos	AB	R	H	RBI	2B	3B	HR	BB	SB	CS	HBP	SAC	SF	GDP	K	PO	A	E	Avg
Feb 15	HOLY CROSS	*c	4	1	0	0	0	0	0	1	0	0	0	0	0	0	1	8	0	0	.000
Feb 16	HOLY CROSS-1	*c	5	1	2	0	0	0	0	1	0	0	0	0	0	0	1	11	4	0	.222
Feb 16	HOLY CROSS-2	*c	4	0	1	1	0	0	0	1	0	0	0	0	0	0	2	12	0	0	.231
Totals			3gs	13	2	3	1	0	0	3	0	0	0	0	0	0	4	31	4	0	.231

On base pct. .375 • Slugging pct. .231

23 — SHEA LANGELIERS

C • R/R • 6-0 • 190 • JR • 2L

KELLER, TEXAS

KELLER HS


SEASON HIGHS

- Hits: 2 vs. Holy Cross 2/16
- Runs: 1, 2x (last 2/16 vs. Holy Cross)
- Doubles: N/A
- Triples: N/A
- Homers: N/A
- Total Bases: 3 vs. Holy Cross 2/16
- RBI: 1 vs. Holy Cross 2/16
- Walks: 1, 3x (last 2/16 vs. Holy Cross)
- Steals: N/A
- Hitting Streak: 2 (Feb. 16-pres)
- On-Base Streak: 3 (Feb. 15-pres)

CAREER HIGHS

- Hits: 4 (2x, last 5-18-17 vs. KSU)
- Runs: 4 (4-22-17 at TCU)
- Doubles: 2 (5x, last 5-17-18 at WVU)
- Triples: 1 (4x, last 4-22-18 vs. TCU)
- Homers: 2 (2x, last 5-19-17 vs. KSU)
- Total Bases: 9 (2x, last 3-26-18 vs. PVAMU)
- RBI: 4 (4-2-17 at Washington)
- Walks: 3 (4-9-17 at Texas Tech)
- Steals: 1 (3x, last 5-18-18 at WVU)
- Hitting Streak: 12 (April 30-May 25, 2017)
- On-Base Streak: 17 (April 18-May 25, 2017)

LANGELIER'S CAREER STATS																						
Season	AVG.	GP-GS	AB	R	H	2B	3B	HR	RBI	SLG%	BB	HBP	SO	GDP	OB%	SF	SH	SB	PO	A	E	FLD%
2017	.313	55-55	211	43	66	14	2	10	38	.540	24	3	37	4	.388	2	3	1	390	54	4	.991
2018	.252	58-58	226	49	57	18	2	11	44	.496	35	2	45	8	.351	5	0	4	449	54	3	.994
2019	.231	3-3	13	2	3	0	0	0	1	.231	3	0	4	0	.375	0	0	0	31	4	0	1.000
CAREER	.280	116-116	450	94	126	32	4	21	83	.509	62	5	86	12	.368	7	3	5	870	112	7	.993



2019 GAME-BY-GAME

#10 Leckich, Ryan - 3 appearances (All games)

Date	Opponent	GS	IP	H	R	ER	BB	SO	2B	3B	HR	WP	BK	HBP	IBB	Score	W-L	Sv	ERA	NP
Feb 15	HOLY CROSS		1.0	0	0	0	0	1	0	0	0	0	0	0	0	12-0	0-0	0	0.00	19
Feb 17	HOLY CROSS		2.1	1	0	0	0	2	0	0	0	0	0	0	0	6-1	1-0	0	0.00	43
Feb 24	CORNELL		1.0	0	0	0	0	1	0	0	0	0	0	0	0	12-4	1-0	0	0.00	16
Totals		0	4.1	1	0	0	0	4	0	0	0	0	0	0	0	30-5	1-0	0	0.00	-

19 — RYAN LECKICH

LHP • S/L • 5-10 • 190 • JR • 2L

PORT NECHES, TEXAS
(NECHES GROVES HS)


SEASON HIGHS

Relief Innings: 2.1 vs. Holy Cross 2-17
 Starter Innings: N/A
 Strikeouts: 2 vs. Holy Cross 2-17
 Scoreless Appearance Streak: 3 (Feb. 15-pres)
 Winning Streak: 1 game (Feb. 17)

CAREER HIGHS

Relief Innings: 4.2 (3-6-18 at UTA)
 Starter Innings: 5.0 (4-18-18 vs. UAPB)
 Strikeouts: 7 (4-18-18 vs. UAPB)
 Scoreless Appearance Streak: 5 (Feb. 24-March 11, 2018)
 Winning Streak: N/A

LECKICH'S CAREER STATS																						
Season	ERA	W-L	APP-GS	CG	SHO	SV	IP	H	R	ER	BB	SO	2B	3B	HR	BF	B/AVG	WP	HBP	BK	SFA	SHA
2017	4.50	0-0	7-0	0	0	0	8.0	10	5	4	2	4	3	0	0	38	.294	1	2	1	0	0
2018	5.62	3-2	20-3	0	0	0	32.0	35	21	20	13	28	8	1	3	143	.285	1	4	0	0	3
2019	0.00	1-0	3-0	0	0	0	4.1	1	0	0	0	4	0	0	0	13	.077	0	0	0	0	0
CAREER	4.87	4-2	30-3	0	0	0	44.1	46	26	24	15	36	11	1	3	194	.271	2	6	1	0	3



2019 GAME-BY-GAME

#2 Loftin, Nick - 7 games (All games)

Date	Opponent	Pos	AB	R	H	RBI	2B	3B	HR	BB	SB	CS	HBP	SAC	SF	GDP	K	PO	A	E	Avg
Feb 15	HOLY CROSS	*ss	3	2	0	0	0	0	2	0	0	0	0	0	0	0	0	1	2	0	.000
Feb 16	HOLY CROSS-1	*ss	6	1	3	0	1	0	0	0	0	0	0	0	0	0	0	4	5	0	.333
Feb 16	HOLY CROSS-2	*ss	4	1	2	1	0	0	0	1	2	0	0	0	0	0	0	1	0	1	.385
Feb 17	HOLY CROSS-2	*ss/p	5	1	2	0	0	0	0	0	0	0	0	0	0	0	0	0	1	0	.389
Feb 22	CORNELL	*ss	5	2	2	2	0	1	0	0	0	0	0	0	0	1	0	2	1	0	.391
Feb 23	CORNELL	*ss	4	1	2	3	0	0	0	1	1	0	0	0	0	0	1	0	2	1	.407
Feb 24	CORNELL	*ss	6	2	2	0	1	0	0	0	0	0	0	0	0	0	0	5	3	0	.394
Totals		7gs	33	10	13	6	2	1	0	4	3	0	0	0	0	1	1	13	14	2	.394

On base pct. .459 • Slugging pct. .515

#2 Loftin, Nick - 1 appearance (All games)

Date	Opponent	GS	IP	H	R	ER	BB	SO	2B	3B	HR	WP	BK	HBP	IBB	Score	W-L	Sv	ERA	NP
Feb 17	HOLY CROSS		1.0	1	0	0	0	1	0	0	0	0	0	0	0	6-1	0-0	0	0.00	18
Totals		0	1.0	1	0	0	0	1	0	0	0	0	0	0	0	6-1	0-0	0	0.00	-

2 — NICK LOFTIN

INF • R/R • 6-1 • 165 • SO • 1L
CORPUS CHRISTI, TEXAS
W.B. RAY HS

SEASON HIGHS

HITTING

Hits: 3 (2/15 vs. Holy Cross)
Runs: 2 (3x, last 2/24 vs. Cornell)
Doubles: 1 (2x, last 2/24 vs. Cornell)
Triples: 1 (2/22 vs. Cornell)
Homers: N/A
RBI: 3 (2/23 vs. Cornell)
Walks: 2 vs. Holy Cross 2-15
Steals: 2 vs. Holy Cross 2-16 (2DH)
Hitting Streak: 6 (Feb. 16-pres)
On-Base Streak: 7 (Feb. 15-pres)

PITCHING

Relief Innings: 1.0 (2/17 vs. Holy Cross)
Starter Innings: N/A
Strikeouts: 1 vs. Holy Cross 2/17
Scoreless Appearance Streak: N/A
Winning Streak: N/A

CAREER HIGHS

HITTING

Hits: 4 (4-27-18 at KSU)
Runs: 4 (4-28-18 at KSU)
Doubles: 2 (2x, last 5-24-18 vs. Kansas)
Triples: 1 (2/22/19 vs. Cornell)
Homers: 1 (6x, last 5-24-18 vs. Kansas)
Total Bases: 7 (4-27-18 at KSU)
RBI: 4 (3-24-18 vs. KU)
Walks: 2 vs. Holy Cross 2-16
Steals: 2 vs. Holy Cross (2-16) (2 DH)
Hitting Streak: 11 (April 22-May 17, 2018)
On-Base Streak: 21 (April 8-May 19, 2018)

PITCHING

Relief Innings: 1.0 (3x, last 2-17-19 vs. Holy Cross)
Starter Innings: N/A
Strikeouts: 2 (4-2-18 vs. Texas State)
Scoreless Appearance Streak: N/A
Winning Streak: N/A

LOFTIN'S CAREER STATS

Hitting																						
Season	AVG.	GP-GS	AB	R	H	2B	3B	HR	RBI	SLG%	BB	HBP	SO	GDP	OB%	SF	SH	SB	PO	A	E	FLD%
2018	.306	55-53	222	52	68	12	0	6	36	.441	21	2	20	7	.370	1	8	5	91	78	12	.934
2019	.394	7-7	33	10	13	2	1	0	6	.515	4	0	1	1	.459	0	0	3	13	14	2	.931
CAREER	.318	62-60	255	62	81	14	1	6	42	.451	25	2	21	8	.382	1	8	8	104	92	14	.933
Pitching																						
Season	ERA	W-L	APP-GS	CG	SHO	SV	IP	H	R	ER	BB	SO	2B	3B	HR	BF	B/AVG	WP	HBP	BK	SFA	SHA
2018	0.00	0-0	2-0	0	0	0	2.0	0	0	0	0	3	0	0	0	6	.000	0	0	0	0	0
2019	0.00	0-0	1-0	0	0	0	1.0	1	0	0	0	1	0	0	0	4	.250	0	0	0	0	0
CAREER	0.00	0-0	3-0	0	0	0	3	1	0	0	0	4	0	0	0	10	.100	0	0	0	0	0



2019 GAME-BY-GAME

#20 Raguse, T.J. - 2 games (All games)

Date	Opponent	Pos	AB	R	H	RBI	2B	3B	HR	BB	SB	CS	HBP	SAC	SF	GDP	K	PO	A	E	Avg
Feb 16	HOLY CROSS-1	*dh	1	0	0	0	0	0	0	0	0	1	1	0	0	0	1	0	0	0	.000
Feb 22	CORNELL	ph	1	0	0	0	0	0	0	0	0	0	0	0	0	0	0	0	0	0	.000
Totals		1gs	2	0	0	0	0	0	0	0	0	1	1	0	0	0	1	0	0	0	.000

On base pct. .333 • Slugging pct. .000

20 — T.J. RAGUSE

OF • L/L • 6-1 • 205 • SR • 3L
 GEORGETOWN, TEXAS
 (GEORGETOWN HS)

SEASON HIGHS

- Hits: N/A
- Runs: N/A
- Doubles: N/A
- Triples: N/A
- Homers: N/A
- Total Bases: N/A
- RBI: N/A
- Walks: N/A
- Steals: N/A
- Hitting Streak: N/A
- On-Base Streak: 1 game (2/16)

CAREER HIGHS

- Hits: 4 (4-15-18 at Memphis)
- Runs: 3 (5x, last 4-27-18 at KSU)
- Doubles: 2 (5-14-16 vs. TCU)
- Triples: N/A
- Homers: 1 (3x, Isat 4-27-18 at KSU)
- Total Bases: 6 (4-27-18 at KSU)
- RBI: 3 (4x, last 5-19-17 vs. KSU)
- Walks: 3 (3x, last 4-17-18 vs. UAPB)
- Steals: 1 (8x, last 5-19-17 vs. KSU)
- Hitting Streak: 11 (April 18-May 13, 2018)
- On-Base Streak: 18 (April 7-May 13, 2018)

RAGUSE'S CAREER STATS																						
Season	AVG.	GP-GS	AB	R	H	2B	3B	HR	RBI	SLG%	BB	HBP	SO	GDP	OB%	SF	SH	SB-ATT	PO	A	E	FLD%
2016	.300	36-25	90	19	27	8	0	1	18	.422	19	1	19	1	.427	0	1	1	0	0	0	.000
2017	.266	49-48	169	26	45	5	0	1	23	.314	31	1	29	2	.377	3	3	7	80	6	5	.945
2018	.324	35-32	108	22	35	4	0	1	19	.389	10	1	12	1	.380	2	1	0	37	3	3	.930
2019	.000	2-1	2	0	0	0	0	0	0	.000	0	1	1	0	.333	0	0	0	0	0	0	.000
CAREER	.290	122-106	369	67	107	17	0	3	60	.360	60	4	61	4	.390	5	5	8	117	9	8	.940



25 — ANDY THOMAS

C/1B • L/R • 6-2 • 210 • JR • 2L
 MURRIETA, CALIF.
 (MURRIETA HS)

2018 SEASON HIGHS

Hits: 3 (6x, last 5-11 vs. OSU)
 Runs: 3 (4-24 at TXST)
 Doubles: 1 (10x, last 5-11 vs. OSU)
 Triples: N/A
 Homers: 1 (2-17 vs. HBU)
 Total Bases: 5 (2-17 vs. HBU)
 RBI: 4 (5-11 vs. OSU)
 Walks: 4 (3-26 vs. PVAMU)
 Steals: 1 (4x, last 5-26 vs. OU)
 Hitting Streak: 12 (Feb. 16-March 10)
 On-Base Streak: 20 (April 2-May 17)

CAREER HIGHS

Hits: 3 (7x, last 5-11-18 vs. OSU)
 Runs: 3 (2x, last 4-24-18 at TXST)
 Doubles: 1 (11x, last 5-11-18 vs. OSU)
 Triples: 1 (2x, last 5-10-17 vs. PVAMU)
 Homers: 1 (2x, last 2-17-18 vs. HBU)
 Total Bases: 6 (2-28-17 vs. UAPB)
 RBI: 4 (5-11-18 vs. OSU)
 Walks: 4 (3-26-18 vs. PVAMU)
 Steals: 1 (4x, last 5-26-18 vs. OU)
 Hitting Streak: 12 (Feb. 16-March 10, 2018)
 On-Base Streak: 20 (April 2-May 17, 2018)

2018 GAME-BY-GAME

#25 Thomas, Andy - 58 games (All games)

Date	Opponent	Pos	AB	R	H	RBI	2B	3B	HR	BB	SB	CS	HBP	SAC	SF	GDP	K	PO	A	E	Avg
Feb 16	HBU	*1b	4	0	1	0	0	0	0	0	0	0	0	0	0	0	0	7	1	0	.250
Feb 17	HOUSTON BAPTIST	*1b	3	1	2	1	0	0	1	1	0	0	0	0	0	0	0	8	1	0	.429
Feb 18	HOUSTON BAPTIST	*c	3	1	3	0	0	0	2	0	0	0	0	0	0	0	0	9	1	0	.600
Feb 23	at UCLA	*1b	4	0	1	0	0	0	0	0	0	0	0	0	0	0	2	4	1	0	.500
Feb 24	at UCLA	*1b	4	0	1	2	1	0	0	1	0	0	0	0	0	0	0	7	0	0	.444
Feb 25	at UCLA	*1b	3	0	1	0	0	0	0	0	0	0	0	0	0	0	0	11	0	0	.429
Mar 02	vs California	*1b	3	0	1	0	0	0	0	0	0	0	1	0	0	0	1	8	0	0	.417
Mar 3	vs Texas A&M	*1b	3	0	1	0	0	0	2	0	0	0	0	0	0	1	0	7	0	0	.407
Mar 04	vs Louisiana Tech	*c	5	0	1	0	0	0	0	0	0	0	0	0	0	0	1	10	0	0	.375
Mar 06	at UT Arlington	*1b	5	2	2	2	0	0	0	0	0	0	0	0	0	0	2	6	0	0	.378
Mar 09	GEORGE WASHINGT	*1b	3	1	1	0	0	0	0	1	0	0	0	0	0	0	1	6	0	0	.375
Mar 10	GEORGE WASHINGT	*1b	4	0	0	0	0	0	0	0	0	0	0	0	0	1	0	8	0	0	.341
Mar 11	GEORGE WASHINGT	*c	2	1	2	1	0	0	0	2	0	0	0	0	0	0	0	3	1	0	.370
Mar 13	SAM HOUSTON STAT	*1b	2	0	1	0	1	0	0	2	0	0	0	0	0	0	0	4	1	0	.375
Mar 16	TEXAS TECH	*1b	2	0	0	0	0	0	0	0	0	0	1	0	0	0	2	6	1	0	.360
Mar 17	TEXAS TECH	*1b	4	1	3	3	0	0	1	1	0	0	0	0	0	0	0	8	1	0	.389
Mar 18	TEXAS TECH	*1b	3	0	3	0	1	0	0	1	0	0	0	0	0	0	0	5	3	0	.421
Mar 20	at DBU	*c	4	1	2	0	0	0	0	0	0	0	0	0	0	0	0	15	0	0	.426
Mar 23	KANSAS	*1b	3	1	0	0	0	0	0	1	0	0	0	0	0	0	0	5	1	0	.406
Mar 24	KANSAS	*1b/c	5	1	2	1	0	0	0	0	1	0	0	0	0	0	0	14	1	0	.406
Mar 25	KANSAS	*1b	4	0	1	0	0	0	0	1	0	0	0	0	0	0	2	7	1	0	.397
Mar 26	PRAIRIE VIEW A&M	*c	2	2	1	0	0	0	0	4	0	0	0	0	0	0	0	11	1	1	.400
Mar 28	at Oklahoma	*1b	4	0	1	0	0	0	0	0	0	0	0	0	0	0	1	11	0	0	.392
Mar 30	at Oklahoma	*1b	3	1	0	0	0	0	0	1	0	0	0	0	0	0	1	6	1	0	.378
Mar 31	at Oklahoma	*1b	4	0	0	0	0	0	0	0	0	0	0	0	1	1	7	2	0	0	.360
Apr 02	TEXAS STATE	*1b	3	0	1	0	0	0	0	1	1	0	0	0	0	0	0	6	0	0	.360
Apr 03	LAMAR	*c	2	0	1	0	1	0	0	1	0	0	0	0	0	0	1	10	0	0	.363
Apr 06	at Texas	*1b	5	0	1	0	0	0	0	0	0	0	0	0	0	0	0	7	1	0	.354
Apr 07	at Texas	*1b	4	0	0	0	0	0	0	0	0	0	0	0	0	0	1	8	0	0	.340
Apr 08	at Texas	*1b	2	0	1	0	0	0	0	2	0	1	0	0	0	0	0	6	0	0	.343
Apr 10	at Sam Houston State	*1b	6	1	2	1	0	0	0	0	0	0	0	0	0	0	2	9	0	0	.343
Apr 13	at Memphis	*1b	3	2	1	1	1	0	0	2	0	0	0	0	0	0	0	6	1	0	.342
Apr 14	at Memphis	*1b	4	1	1	0	0	0	0	0	0	0	0	0	0	0	1	11	0	0	.339
Apr 15	at Memphis	*1b	4	0	1	0	0	0	0	1	0	0	0	0	0	0	0	6	1	0	.336
Apr 17	TEXAS SOUTHERN	*1b	4	0	2	1	1	0	0	0	0	0	0	0	1	0	15	1	0	0	.341
Apr 18	ARKANSAS-PINE BLU	*c	5	1	2	2	1	0	0	0	0	0	0	0	0	0	0	13	1	0	.344
Apr 20	TCU	*1b	4	0	1	1	0	0	0	1	0	0	0	0	0	0	1	7	0	0	.341
Apr 21	TCU	*1b	3	0	0	0	0	0	0	0	1	0	0	0	0	0	1	7	4	0	.333
Apr 22	TCU	*1b	4	1	1	0	0	0	0	0	0	0	0	0	0	1	10	1	0	0	.331
Apr 24	at Texas State	*1b	3	3	2	1	0	0	0	1	0	0	1	0	0	0	1	0	5	0	.338
Apr 27	at Kansas State	*1b	6	2	3	1	1	0	0	0	0	0	0	0	0	1	5	2	0	0	.345
Apr 28	at Kansas State	*1b	5	2	1	2	0	0	0	1	0	0	0	0	0	0	0	7	0	1	.340
Apr 29	at Kansas State	*1b	5	1	3	0	1	0	0	0	0	0	0	0	1	0	4	1	0	0	.348
May 08	PRAIRIE VIEW A&M	*1b	3	2	2	2	0	0	0	1	0	0	0	1	0	0	5	0	0	0	.354
May 09	PRAIRIE VIEW A&M	*c	4	1	2	2	0	0	0	0	0	0	0	0	0	0	5	0	0	0	.358
May 11	OKLAHOMA STATE	*1b	4	1	3	4	1	0	0	1	0	0	0	0	0	0	7	1	1	0	.367
May 12	OKLAHOMA STATE	*1b	3	1	0	0	0	0	0	2	0	0	0	0	1	0	2	2	0	0	.360
May 13	OKLAHOMA STATE	*1b	5	0	2	2	0	0	0	0	0	0	0	0	0	0	3	0	0	0	.362
May 17	at West Virginia	*1b	4	0	1	0	0	0	0	0	0	0	0	0	0	2	3	1	0	0	.359
May 18	at West Virginia	*1b	5	0	0	0	0	0	0	0	0	0	0	0	0	0	3	8	1	0	.349
May 19	at West Virginia	*1b	4	0	1	0	0	0	0	0	0	0	0	0	0	0	9	1	0	0	.347
May 23	vs Oklahoma	*1b	3	0	0	0	0	0	0	1	0	0	0	1	0	0	1	4	0	0	.342
May 24	vs Kansas	*1b	3	1	1	2	0	0	0	2	0	0	0	0	0	0	0	9	0	1	.342
May 26	vs Oklahoma	*1b	4	2	1	0	0	0	0	1	1	0	0	0	0	1	5	0	0	0	.340
May 27	vs TCU	*1b	4	0	2	1	0	0	0	1	0	0	0	1	0	0	1	9	2	1	.343
Jun 01	vs Cal State Fullerton	*1b	4	0	0	0	0	0	0	0	0	0	0	0	0	0	1	11	0	0	.337
Jun 02	vs Wright State	*1b	4	0	0	0	0	0	0	1	0	0	0	0	0	0	9	2	0	0	.330
Jun 03	vs Stanford	*1b	4	0	0	0	0	0	0	0	0	0	0	0	0	0	4	1	0	0	.324
Totals			216	35	70	34	10	0	1	41	4	1	2	3	1	9	30	428	42	5	.324

On base pct. .435 • Slugging pct. .384

THOMAS' CAREER STATS

Season	AVG.	GP-GS	AB	R	H	2B	3B	HR	RBI	SLG%	BB	HBP	SO	GDP	OB%	SF	SH	SB-ATT	PO	A	E	FLD%
2017	.450	14-4	20	7	9	1	2	1	8	.850	5	1	1	0	.577	0	0	0	46	3	3	.942
2018	.324	58-58	216	35	70	10	0	1	34	.384	41	2	30	9	.435	1	3	4	428	42	5	.989
CAREER	.335	72-62	236	42	79	11	2	2	42	.424	46	3	31	9	.448	1	3	4	474	45	8	.985



2019 GAME-BY-GAME

#16 Thomas, Tyler - 2 appearances (All games)

Date	Opponent	GS	IP	H	R	ER	BB	SO	2B	3B	HR	WP	BK	HBP	IBB	Score	W-L	Sv	ERA	NP
Feb 16	HOLY CROSS-1	*	3.0	5	3	2	3	6	0	0	0	0	0	2	0	8-5	0-0	0	6.00	80
Feb 23	CORNELL	*	3.2	3	3	2	5	5	1	0	0	1	0	1	0	10-3	0-0	0	5.40	73
Totals		2	6.2	8	6	4	8	11	1	0	0	1	0	3	0	18-8	0-0	0	5.40	-

16 — TYLER THOMAS

LHP • L/L • 6-1 • 170 • SO • 1L
 KELLER, TEXAS
 (KELLER HS)

SEASON HIGHS

Relief Innings: N/A
 Starter Innings: 3.2 (2/23 vs. Cornell)
 Strikeouts: 6 (2/16 vs. Holy Cross)
 Scoreless Appearance Streak: N/A
 Winning Streak: N/A

CAREER HIGHS

Relief Innings: 2.2 (2-24-18 at UCLA)
 Starter Innings: 5.0 (3x, last 5-13-18 vs. OSU)
 Strikeouts: 7 (5-13-18 vs. OSU)
 Scoreless Appearance Streak: N/A
 Winning Streak: N/A

THOMAS' CAREER STATS																						
Season	ERA	W-L	APP-GS	CG	SHO	SV	IP	H	R	ER	BB	SO	2B	3B	HR	BF	B/AVG	WP	HBP	BK	SFA	SHA
2018	3.38	3-3	16-14	0	0	0	53.1	38	25	20	55	59	5	3	1	247	.209	6	5	0	4	1
2019	5.40	0-0	2-2	0	0	0	6.2	8	6	4	8	11	1	0	0	39	.286	1	3	0	0	0
CAREER	3.60	3-3	18-16	0	0	0	60.0	46	31	24	63	70	6	3	1	286	.219	7	8	0	4	1



2019 GAME-BY-GAME

#45 Weaver, Cole - 4 games (All games)

Date	Opponent	Pos	AB	R	H	RBI	2B	3B	HR	BB	SB	CS	HBP	SAC	SF	GDP	K	PO	A	E	Avg
Feb 15	HOLY CROSS	*dh	2	0	0	0	0	0	0	0	0	0	1	1	0	0	1	0	0	0	.000
Feb 16	HOLY CROSS-1	*of	1	0	0	0	0	0	0	0	0	0	1	0	0	0	0	1	0	0	.000
Feb 23	CORNELL	ph	1	0	0	0	0	0	0	0	0	0	0	0	0	0	0	0	0	0	.000
Feb 24	CORNELL	ph/2b	1	1	1	0	0	0	0	0	0	0	0	0	0	0	0	0	0	0	.200
Totals		2gs	5	1	1	0	0	0	0	0	0	0	2	1	0	0	1	1	0	0	.200

On base pct. .429 • Slugging pct. .200

45 — COLE WEAVER

INF/OF • L/R • 5-10 • 170 • SR • 2L

CARLSBAD, CALIF.

(SANTA FE CHRISTIAN HS/SAINT JOHN'S)

SEASON HIGHS

- Hits: 1 (2/24 vs. Cornell)
- Runs: 1 (2/24 vs. Cornell)
- Doubles: N/A
- Triples: N/A
- Homers: N/A
- RBI: N/A
- Walks: N/A
- Steals: N/A
- Hitting Streak: 1 game (2/24-pres)
- On-Base Streak: 1 game (2/24-pres)

CAREER HIGHS

- Hits: 1 (5x, last 2-24-19 vs. Cornell)
- Runs: 1 (5x, last 2-24-19 vs. Cornell)
- Doubles: N/A
- Triples: N/A
- Homers: N/A
- Total Bases: 1 (4x, last 2-15-19 vs. Holy Cross)
- RBI: 2 (2-18-17 vs. Niagara)
- Walks: 1 (3-18-18 vs. TTU)
- Steals: N/A
- Hitting Streak: 1 game (2/24-pres)
- On-Base Streak: 1 game (2/24-pres)

WEAVER'S CAREER STATS																						
Season	AVG.	GP-GS	AB	R	H	2B	3B	HR	RBI	SLG%	BB	HBP	SO	GDP	OB%	SF	SH	SB	PO	A	E	FLD%
2017	.500	6-0	4	3	2	0	0	0	2	.500	0	0	0	0	.500	0	0	0	2	3	1	.833
2018	.182	11-1	11	1	2	0	0	0	0	.182	1	0	2	0	.250	0	0	0	4	0	0	1.000
2019	.200	4-2	5	1	1	0	0	0	0	.200	0	2	1	0	.429	0	1	0	1	0	0	1.000
CAREER	.250	21-3	20	5	5	0	0	0	2	.250	1	2	3	0	.348	0	1	0	7	3	1	.909



2019 GAME-BY-GAME

#37 Wehsener, Chase - 7 games (All games)

Date	Opponent	Pos	AB	R	H	RBI	2B	3B	HR	BB	SB	CS	HBP	SAC	SF	GDP	K	PO	A	E	Avg
Feb 15	HOLY CROSS	ph/1b	1	0	0	0	0	0	0	0	0	0	0	0	0	0	0	1	0	0	.000
Feb 16	HOLY CROSS-1	1b	2	1	0	0	0	0	0	1	0	0	0	0	0	0	0	6	0	0	.000
Feb 16	HOLY CROSS-2	*1b	5	1	1	0	0	0	0	0	0	0	0	0	0	0	1	5	0	0	.125
Feb 17	HOLY CROSS	*1b	4	0	0	0	0	0	0	0	0	0	0	0	0	0	2	13	0	0	.083
Feb 22	CORNELL	*1b	4	1	3	5	0	0	0	1	0	0	0	0	0	0	0	6	0	0	.250
Feb 23	CORNELL	*1b	4	2	2	0	0	0	0	0	0	0	0	0	0	0	1	6	0	0	.300
Feb 24	CORNELL	*1b	5	2	2	0	0	0	0	0	0	0	0	0	0	0	0	7	0	0	.320
Totals		5gs	25	7	8	5	0	0	0	2	0	0	0	0	0	0	4	44	0	0	.320

On base pct. .370 • Slugging pct. .320

37 — CHASE WEHSENER

INF • R/L • 6-1 • 185 • RFR • RS
SAN DIEGO, CALIF.
(CHRISTIAN HS)

SEASON HIGHS

- Hits: 3 (2/22 vs. Cornell)
- Runs: 2 (2x, last 2/24 vs. Cornell)
- Doubles: N/A
- Triples: N/A
- Homers: N/A
- RBI: 5 (2/22 vs. Cornell)
- Walks: 1 (2x, last 2/22 vs. Cornell)
- Steals: N/A
- Hitting Streak: 3 games (2/22-pres)
- On-Base Streak: 3 games (2/22-pres)

CAREER HIGHS

- Hits: 3 (2/22 vs. Cornell)
- Runs: 2 (2x, last 2/24 vs. Cornell)
- Doubles: N/A
- Triples: N/A
- Homers: N/A
- RBI: 5 (2/22 vs. Cornell)
- Walks: 1 (2x, last 2/22 vs. Cornell)
- Steals: N/A
- Hitting Streak: 3 games (2/22-pres)
- On-Base Streak: 3 games (2/22-pres)

WEHSENER'S CAREER STATS																						
Season	AVG.	GP-GS	AB	R	H	2B	3B	HR	RBI	SLG%	BB	HBP	SO	GDP	OB%	SF	SH	SB	PO	A	E	FLD%
2019	.320	7-5	25	7	8	0	0	0	5	.320	2	0	4	0	.370	0	0	0	44	0	0	1.000
CAREER	.320	7-5	25	7	9	0	0	0	5	.320	2	0	4	0	.370	0	0	0	44	0	0	1.000



2019 GAME-BY-GAME

#33 Wendzel, Davis - 7 games (All games)

Date	Opponent	Pos	AB	R	H	RBI	2B	3B	HR	BB	SB	CS	HBP	SAC	SF	GDP	K	PO	A	E	Avg
Feb 15	HOLY CROSS	*3b/ss	4	3	3	2	1	0	0	2	0	0	0	0	0	0	0	2	2	0	.750
Feb 16	HOLY CROSS-1	*3b	5	0	1	0	0	0	0	0	1	0	1	0	0	0	1	0	1	0	.444
Feb 16	HOLY CROSS-2	*3b	4	1	2	2	0	0	0	0	0	0	0	0	1	0	0	0	1	0	.462
Feb 17	HOLY CROSS	*3b/ss	4	1	1	1	1	0	0	1	0	0	0	0	0	0	0	0	5	0	.412
Feb 22	CORNELL	*3b/ss	3	3	3	0	0	0	0	2	1	0	1	0	0	0	0	0	1	0	.500
Feb 23	CORNELL	*3b	3	0	2	1	2	0	0	1	1	0	1	0	0	0	0	1	1	0	.522
Feb 24	CORNELL	*3b	4	3	2	1	2	0	0	2	0	1	0	0	0	0	0	0	0	0	.519
Totals		7gs	27	11	14	7	6	0	0	6	5	0	4	0	1	0	1	3	11	0	.519

On base pct. .632 • Slugging pct. .741

33 — DAVIS WENZEL

INF • R/R • 6-0 • 205 • JR • 2L
 SAN CLEMENTE, CALIF.
 (J SERRA HS)

SEASON HIGHS

- Hits: 3 (2x, last 2/22 vs. Cornell)
- Runs: 3 (3x, last 2/24 vs. Cornell)
- Doubles: 2 (2x, last 2/23 vs. Cornell)
- Triples: N/A
- Homers: N/A
- RBI: 2, 2x (2/16 vs. Holy Cross)
- Walks: 2 2x (2/22 vs. Cornell)
- Steals: 2 (2/24 vs. Cornell)
- Hitting Streak: 7 games (Feb. 15-pres)
- On-Base Streak: 7 games (Feb. 15-pres)

CAREER HIGHS

- Hits: 4 (5-10-17 vs. PVAMU)
- Runs: 3 (5x, last 2-24-19 vs. Cornell)
- Doubles: 2 (5x, last 2-24-19 vs. Cornell)
- Triples: 1 (3x, last 5-8-18 vs. PVAMU)
- Homers: 2 (4-22-17 at TCU)
- Total Bases: 10 (4-22-17 at TCU)
- RBI: 5 (4-28-18 at KSU)
- Walks: 3 (2x, last 4-20-18 vs. TCU)
- Steals: 2 (2-24-19 vs. Cornell)
- Hitting Streak: 17 (April 13-May 13, 2018)
- On-Base Streak: 37 (March 10-May 13, 2018)

WENZEL'S CAREER STATS																						
Season	AVG.	GP-GS	AB	R	H	2B	3B	HR	RBI	SLG%	BB	HBP	SO	GDP	OB%	SF	SH	SB	PO	A	E	FLD%
2017	.301	50-47	153	34	46	7	2	8	30	.529	30	4	22	3	.428	0	6	0	77	43	7	.945
2018	.310	58-58	216	38	67	22	1	8	49	.532	39	12	40	2	.435	4	0	4	37	69	3	.972
2019	.519	7-7	27	11	14	6	0	0	7	.741	6	4	1	0	.632	1	0	5	3	11	0	1.000
CAREER	.321	115-112	396	83	127	35	3	16	86	.545	75	20	63	5	.448	5	6	9	117	123	10	.960



2019 GAME-BY-GAME

#24 Winston, Jimmy - 3 appearances (All games)

Date	Opponent	GS	IP	H	R	ER	BB	SO	2B	3B	HR	WP	BK	HBP	IBB	Score	W-L	Sv	ERA	NP
Feb 16	HOLY CROSS-1		4.0	4	1	1	1	3	1	0	1	0	0	0	0	8-5	0-0	0	2.25	60
Feb 22	CORNELL		1.0	1	0	0	0	1	0	0	0	1	0	0	0	17-0	0-0	0	1.80	12
Feb 24	CORNELL		1.0	1	0	0	0	1	1	0	0	0	0	1	0	12-4	0-0	0	1.50	22
Totals		0	6.0	6	1	1	1	5	2	0	1	1	0	1	0	37-9	0-0	0	1.50	-

24 — JIMMY WINSTON

RHP • R/R • 6-4 • 200 • RSO • 1L

HOUSTON, TEXAS

(LAMAR HS)

SEASON HIGHS

Relief Innings: 4.0 vs. Holy Cross 2-16 (Gm 1)

Starter Innings: N/A

Strikeouts: 3 (2-16 vs. Holy Cross)

Scoreless Appearance Streak: 2 games (2.0

Inn) (Feb. 22-pres)

Winning Streak: N/A

CAREER HIGHS

Relief Innings: 4.0 vs. Holy Cross (2-16-19, Gm 1)

Starter Innings: 4.0 (4-17-18 vs. TSU)

Strikeouts: 3, 2x (2-16-19 vs. Holy Cross, 5-27-18 vs. TCU)

Scoreless Appearance Streak: 3 (Feb. 17-March 6, 2018)

Winning Streak: N/A

WINSTON'S CAREER STATS																						
Season	ERA	W-L	APP-GS	CG	SHO	SV	IP	H	R	ER	BB	SO	2B	3B	HR	BF	B/AVG	WP	HBP	BK	SFA	SHA
2018	2.25	2-0	11-2	0	0	0	20.0	17	6	5	9	12	3	0	1	83	.236	1	1	0	1	0
2019	1.50	0-0	3-0	0	0	0	6.0	6	1	1	1	5	2	0	1	25	.261	1	1	0	0	0
Career	2.08	2-0	14-2	0	0	0	26.0	23	7	6	10	17	5	0	2	108	.242	2	2	0	1	0

RADIO / TV ROSTER


PLAYERS



Nick Loftin
 IF/RHP • So. (1V) **2**
 R/R • 6-1 • 165
 Corpus Christi, Texas
 (W.B. Ray HS)



Ricky Martinez
 IF • Fr. (HS) **11**
 R/R • 6-0 • 190
 Morgan Hill, Calif.
 (St. Francis HS)



Mack Mueller
 OF/1B • Jr. (TR) **50**
 R/L • 6-3 • 225
 Abilene, Texas
 (Cisco College)



Anderson Needham
 RHP • Fr. (HS) **34**
 R/R • 6-4 • 190
 Heath, Texas
 (Rockwall Heath HS)



T.J. Raguse
 OF • Sr. (3L) **20**
 L/L • 6-1 • 205
 Georgetown, Texas
 (Georgetown HS)




Hunter Seay
 OF/LHP • Jr. (2L) **13**
 L/L • 6-0 • 180
 Keller, Texas
 (Keller HS)



Ryan Segner
 RHP • Fr. (HS) **36**
 R/R • 6-2 • 190
 Fredricksburg, Texas
 (Fredricksburg HS)



Andy Thomas
 C/1B • Jr. (2L) **25**
 L/R • 6-2 • 210
 Murrieta, Calif.
 (Murrieta HS)



Tyler Thomas
 LHP • So. (1V) **16**
 L/L • 6-1 • 170
 Keller, Texas
 (Keller HS)



Jake Walsh
 C • Fr. (HS) **29**
 R/R • 6-3 • 175
 Carrollton, Texas
 (Trinity Christian HS)



Cole Weaver
 IF • Sr. (2L) **45**
 L/R • 5-10 • 170
 Carlsbad, Calif.
 (St. John's)



Chase Wehsener
 1B • R-Fr. (HS) **37**
 R/L • 6-1 • 185
 San Diego, Calif.
 (Christian HS)



Davis Wendzel
 IF • Jr. (2L) **33**
 R/R • 6-0 • 205
 San Clemente, Calif.
 (J Serra Catholic HS)



Branson Wilson
 RHP • Fr. (HS) **24**
 R/R • 6-3 • 190
 Fort Worth, Texas
 (Southwest Christian HS)



Jimmy Winston
 RHP • R-So. (1V) **24**
 R/R • 6-4 • 200
 Houston, Texas
 (Lamar HS)



Steve Rodriguez
 Head Coach
 Pepperdine, 2001 **5**
 4th season



Jon Strauss
 Assistant Coach
 Long Beach State, 1996 **4**
 4th season



Mike Taylor
 Assistant Coach
 Prairie View A&M, 1997 **6**
 4th season



Ruben Noriega
 Assistant Coach
 Lindenwood, 2009 **27**
 4th season


RADIO / TV ROSTER



Jacob Ashkinos
RHP • R-So. (1L) **30**
R/R • 6-1 • 225
Aledo, Texas
(Cisco College)




Ryan Bertelsman
OF • R-So. (1L) **3**
R/R • 6-0 • 195
Friendswood, Texas
(Friendswood HS)



Josh Bissonette
IF • Sr. (3L) **14**
R/R • 6-0 • 185
Anaheim Hills, Calif.
(Orange Lutheran HS)




Luke Boyd
RHP • Jr. (2L) **41**
R/R • 6-2 • 180
Ojai, Calif.
(Nordhoff HS)



Cody Bradford
LHP • Jr. (2L) **18**
L/L • 6-3 • 195
Aledo, Texas
(Aledo HS)



Daniel Caruso
RHP • R-So. (1L) **31**
L/R • 6-0 • 160
Los Angeles, Calif.
(Loyola HS)



Richard Cunningham
OF • Jr. (2L) **21**
L/L • 5-10 • 195
Austin, Texas
(Stephen F. Austin HS)



Paul Dickens
LHP • Jr. (TR) **40**
L/L • 6-5 • 225
Fort Worth, Texas
(Navarro College)



Davion Downey
OF • So. (1L) **9**
L/L • 6-0 • 200
Bowling Green, Ky.
(Warren East HS)



Logan Freeman
RHP • Jr. (TR) **44**
R/R • 6-1 • 215
Buffalo, Texas
(McLennan CC)




Collin Garrett
RHP • R-Jr. (1L) **54**
R/R • 6-5 • 250
Montgomery, Texas
(Montgomery HS)




William Gilbert
RHP • So. (HS) **55**
R/R • 6-6 • 220
Plano, Texas
(Trinity Christian Academy)



Cole Haring
OF • Sr. (1L) **1**
R/R • 5-10 • 185
Katy, Texas
(McLennan CC)




Kyle Harper
C/1B • R-Fr. (RS) **8**
R/R • 6-0 • 190
Houston, Texas
(Cypress Creek HS)



Brooks Helmer
RHP/1B • Fr. (HS) **35**
R/R • 6-4 • 230
Rockwall, Texas
(Rockwall HS)



Blake Helton
RHP • Fr. (HS) **22**
R/R • 6-4 • 175
Austin, Texas
(Lake Travis HS)




Kyle Hill
RHP • Sr. (3V) **15**
R/R • 5-11 • 195
Corpus Christi, Texas
(Calallen HS)



Hayden Kettler
RHP • Jr. (2L) **28**
R/R • 6-2 • 190
Coppell, Texas
(Coppell HS)



Shea Langeliers
C • Jr. (2L) **23**
R/R • 6-0 • 190
Keller, Texas
(Keller HS)



Ryan Leckich
LHP • Jr. (2L) **19**
S/L • 5-10 • 190
Port Neches, Texas
(Neches Groves HS)