

BAYLOR

BASEBALL GAME NOTES



Follow Baylor Baseball on Twitter, Instagram and Facebook: @BaylorBaseball

GAME 5



15/16/12 **BAYLOR** (4-0, 0-0 Big 12) • NR/NR/NR **TEXAS STATE** (2-1, 0-0 Sun Belt)

Feb. 17 • 12:05 p.m. • Watch: TxStateBobcats.com (live stream) • Radio: Fox Sports 1590/99.3 • Stats: TxStateBobcats.com

San Marcos, Texas • Bobcat Ballpark (2,500) • Social Media: @BaylorBaseball | #SicTXST | #SicEm |



MEDIA INFORMATION

Game 5: TxStateBobcats.com (live stream)

Radio: FOX Sports 1590/99.3

Talent: Derek Smith (pxp)

Steve Johnigan (color)

Radio Stream: <https://listen.tunein.com/baylor18schedule/> (\$)

Live Stats: TxStateBobcats.com

All-Time Series 52-25

Waco 37-17

San Marcos 14-8

Neutral 1-0

Current Streak Win 1

Under Rodriguez 3-2

SCHEDULE/RESULTS

Date	Opponent	Time/Result
Feb. 15	Holy Cross	W, 12-0
Feb. 16	Holy Cross (DH)	W, 8-5 (11)
Feb. 16	Holy Cross (DH)	W, 8-5
Feb. 17	Holy Cross	W, 6-1
Feb. 19	at Texas State	6:00 p.m.
Feb. 22	Cornell	6:35 p.m.
Feb. 23	Cornell	3:05 p.m.
Feb. 24	Cornell	12:05 p.m.
Feb. 26	Dallas Baptist (FSSW-Plus)	6:35 p.m.
2019 Shriners Hospital for Children Classic		
March 1	vs. Texas A&M #	7:00 p.m.
March 2	vs. Rice #	3:00 p.m.
March 3	vs. Texas State #	11:00 a.m.

March 5	UT Arlington (FSSW-Plus)	6:35 p.m.
March 8	at Nebraska	1:35 p.m.
March 9	at Nebraska	2:05 p.m.
March 10	at Nebraska	1:35 p.m.
March 13	Abilene Christian	6:35 p.m.
March 15	Cal Poly	6:35 p.m.
March 16	Cal Poly	3:05 p.m.
March 17	Cal Poly (FSSW)	1:05 p.m.
March 19	at Sam Houston State	6:30 p.m.
March 22	West Virginia* (FCS/FSGD)	6:35 p.m.
March 23	West Virginia* (FSSW)	3:05 p.m.
March 24	West Virginia* (FSSW)	12:05 p.m.
March 26	Texas Southern	6:35 p.m.
March 27	Texas Southern	6:35 p.m.
March 29	at Kansas*	6:00 p.m.
March 30	at Kansas*	2:00 p.m.
March 31	at Kansas*	1:00 p.m.
April 2	at Dallas Baptist	6:30 p.m.
April 5	Texas* (ESPNU)	8:00 p.m.
April 6	Texas* (FSSW-Plus)	3:05 p.m.
April 7	Texas* (FCS/FSGD)	3:35 p.m.
April 9	at UT Arlington	6:30 p.m.
April 12	Oklahoma*	6:35 p.m.
April 13	Oklahoma*	3:05 p.m.
April 14	Oklahoma* (ESPNU)	3:00 p.m.
April 16	Sam Houston State (FSSW-Plus)	6:35 p.m.
April 18	at Texas Tech*	6:30 p.m.
April 19	at Texas Tech* (FS1)	6:30 p.m.
April 20	at Texas Tech*	2:00 p.m.
April 23	Stephen F. Austin	6:35 p.m.
April 26	at TCU*	6:30 p.m.
April 27	at TCU*	4:00 p.m.
April 28	at TCU*	1:00 p.m.
April 30	Lamar	6:35 p.m.
May 3	Kansas State* (FSSW-Plus)	6:35 p.m.
May 4	Kansas State* (FSSW)	3:05 p.m.
May 5	Kansas State* (FSSW-Plus)	12:05 p.m.
May 16	at Oklahoma State*	6:35 p.m.
May 17	at Oklahoma State*	6:35 p.m.
May 18	at Oklahoma State*	6:05 p.m.
Big 12 Championship (Chickasaw Bricktown Ballpark)		
May 22-26	TBA	TBA
NCAA Regionals		
May 31-June 3	TBA	TBA
NCAA Super Regionals		
June 7-10	TBA	TBA
NCAA College World Series		
June 14-26	TBA	TBA

*Big 12 Conference game #2019 Shriners Hospital for Children Classic (Houston, Texas, Minute Maid Park)

STORY LINES

- The Bears head out on the road for the first time this season, setting to San Marcos for a midweek contest at Texas State on Tuesday, Feb. 19 at 6 p.m. CT.
 - The Bears and Bobcats split last year's midweek series, as the Bobcats took game one by a score of 6-1, but the Bears came back in game two, winning in seven-innings, 17-5.
 - The Bears and Bobcats will face for a second time this season in the Shriners College Classic in Houston on Sunday, March 3 at 11 a.m. CT.
- The Bears are coming off a big opening weekend victory, sweeping Holy Cross in a four-game set. The four-game sweep is the first time in program history since defeating Louisiana Tech on March 10-13, 2011 and the first opening weekend series sweep since the Bears defeated Niagara in three games on Feb. 17-18, 2017.
 - On opening day, the Bears defeated Holy Cross, 12-0, the largest opening day victory margin since defeating Centenary 15-1 to open up the 1997 season. RHP Hayden Kettler was outstanding, tying his career-long outing with 7.0 IP and collected a new career-high 8 strikeouts.
 - In game one of the double-header on Saturday, the Bears needed the heroics of redshirt sophomore Ryan Bertelsman to defeat the Crusaders. The Bears entered the top of the 10th inning trailing by one run but turned a two-out comeback. With two down and a runner on second, Davion Downey delivered his first game-tying hit of the series, doubling in the run to tie the game up at 5-5. Then Ryan Bertelsman, who entered the game as a pinch hitter in the sixth inning, came through with his first-career home run, a walk-off three-run shot.
 - In game two of the double-header, senior Richard Cunningham was the star, going 5-for-5 with 2 RBIs as he was just a home run away from the cycle, tying his career-high mark of five hits, just one shy of the program single-game record.
 - In game four, freshman RHP Anderson Needham looked strong, striking out 6 batters in his first collegiate action in 4.2 innings of work. Sophomore Davion Downey looked strong in the game, going 2-for-3 with 2 runs scored, 2 RBIs, including his first homer of the season, a two-run shot in the 7th inning.

- After the first weekend of play the Bears mostly stayed put in the rankings, sitting at No. 15 in the D1Baseball poll, No. 16 in the Baseball America poll, No. 12 in the Perfect Game poll. No. 21 in the Collegiate Baseball poll and moved up one to No. 15 in the NCBWA poll.

Projected Pitching Matchup

- Tues., Feb. 19 • 6:00 p.m. CT • RHP Jimmy Winston (0-0, 3.00 ERA) vs. RHP Zachary Leigh (0-0, 0.00 ERA)
- Winston is slated to make his first start of 2019 and third start of his career. His first and longest start of his career came on April 17, 2018 vs Texas Southern, going 4.0 IP, allowing 2 runs on 4 hits with 1 walk and 2 Ks. His next start was on May 9, 2018 against Prairie View A&M, going 3.0 innings, allowing no runs on no hits with 1 walk and 1 strikeout.

- Overall the Bears enter the 2019 season ranked in all the major preseason rankings. In addition to the No. 12 ranking by Perfect Game and No. 15 by D1Baseball, the Bears are No. 16 in the Baseball America poll, No. 16 in the NCBWA Poll, No. 18 in the USA Today Coaches Poll and No. 21 in the Collegiate Baseball Poll.

TEAM INFORMATION

BAYLOR	(4-0, 0-0 Big 12)
Ranking	16 - BA, 15- NCBWA, 16 - D1, 12 - PG
Head Coach	Steve Rodriguez (Pepperdine, 2001)
Career Record	385-373 (16th season)
BU Record	99-73

TEXAS STATE (2-1, 0-0, Sun Belt)

Ranking	NR - BA, NR - NCBWA, NR - D1, NR - PG
Head Coach	Ty Harrington
Career Record	263-497-2 (20th season)
2018 Record	30-28-1 (16-14 Sun Belt)

POSSIBLE BU STARTERS

#	P	NAME	YR	AVG	R	H	2B	3B	HR	RBI
8	C	Kyle Harper	RSo.	.333	0	1	1	0	0	0
37	1B	Chase Wehsener	RSo.	.083	2	1	0	0	0	0
14	2B	Josh Bissonette	Sr.	.364	2	4	0	0	0	3
2	SS	Nick Loftin	So.	.389	5	7	1	0	0	1
33	3B	Davis Wendzel	Jr.	.412	5	7	2	0	0	5
1	LF	Cole Haring	Sr.	.385	5	7	1	0	0	1
21	CF	Richard Cunningham	Sr.	.400	5	8	3	1	0	4
9	RF	Davion Downey	So.	.538	5	7	2	0	1	4
3	DH	Ryan Bertelsman	RSo.	.455	3	5	0	0	1	4
#	P	NAME	YR	ERA	W-L	IP	SO	BB	B/AVG	
24	R	Jimmy Winston	RSo.	2.25	0-0	4.0	6	4	.267	

GAME 5- TEXAS STATE 2019 QUICK FACTS

UNIVERSITY

Location:	Waco, Texas
Chartered:	1845, by Republic of Texas
Enrollment:	17,217
Conference:	Big 12
Colors:	Green (PMS 560) & Gold (PMS 1235)
Nickname:	Bears
Mascots:	Joy and Lady (live Black Bears)
President:	Dr. Linda A. Livingstone
Faculty Representative:	Jeremy Counsellor
Director of Athletics:	Mack Rhoades
Sport Administrator:	Chad Jackson
Athletic Department Phone:	254.710.1234
Ticket Information Phone:	254.710.1000
Stadium (capacity):	Baylor Ballpark at Ferrell Field (5,000)
Largest Crowd:	5,911 (4/21/12 vs. Texas A&M)
Dimensions:	330-400-330
Press Box Phone:	254.754.5546

BASEBALL HISTORY

First Season:	1902
All-Time Record:	2,325-1,715-6 (.575)
All-Time Big 12 Record:	321-275 (.539)
Overall Postseason Record:	44-46 (.489)
NCAA Regional Appearances:	20
NCAA Super Regional Appearances:	4
CWS Appearances:	3 (1977, 1978, 2005)
Last NCAA Appearance:	2018 (Stanford Regional)
Conference Titles:	5 (1923, 1966, 2000, 2005, 2012)

2018 REVIEW

2018 Overall Record:	37-21
2018 Big 12 Record (Finish):	13-11 (5th)
2018 Final Rankings:	RV/NR/NR/NR
2018 Postseason:	Stanford Regional

2018 PREVIEW

Lettermen Returning/Lost:	20/8
Position Starters Returning/Lost:	10/0
Starting Pitchers Returning/Lost:	3/0
Newcomers:	11

COACHING STAFF

Head Coach:	Steve Rodriguez (Pepperdine, 2001)
Record at Baylor:	95-73 (4th season)
Career Record:	381-373 (16th season)

Assistant Coaches:

Jon Strauss (4th season; Long Beach State, 1996)
Mike Taylor (4th season; Prairie View A&M, 1997)
Ruben Noriega (4th season; Lindenwood, 2009)
Director of Operations: Justin Grassi
Athletics Trainer: Josh Ogden
Administrative Assistant: Maggy Smith
Baseball Office Phone: 254.710.3029
Baseball Office Fax: 254.710.3008

ATHLETICS COMMUNICATIONS

Baseball Contact:	Rachel Caton
Office Phone:	254.710.3784
Cell Phone:	254-652-2061
E-mail:	Rachel_Caton@Baylor.edu
BAC Office:	1500 S. University Parks Dr. Waco, TX 76706

TEAM QUICK NOTES

- The Bears are the preseason No. 2 pick in the Big 12 and earned two first place votes, collected 58 total points, behind No. 1 Texas Tech's 61 points. The second place finish ties the highest in program history, first time since 2004 the Bears were picked second and fifth time in program history. .
- Baylor returns 20 letterwinners after losing eight from the 2018 squad, including Preseason All-Big 12 selections Cody Bradford, Shea Langeliers, Davis Wendzel and Nick Loftin.
- Baylor welcomes 11 newcomers to the 2019 team. Seven of those are pitchers, including true freshmen in RHP Ryan Segner, RHP Anderson Needham, RHP Blake Helton, RHP Branson Wilson, sophomore RHP William Gilbert and junior college transfers LHP Paul Dickens and RHP Logan Freeman. One newcomer, Brooks Helmer is a two-way guy, first baseman in the field and a RHP on the mound. The Bears then have three position player newcomers in freshman infielder Ricky Martinez, freshman catcher Jake Walsh and junior college transfer outfielder/first baseman Mack Mueller.
- Baylor returns all nine position starters, plus the entire pitching rotation from 2018. On the mound the Bears return 95 percent of their starts (55 of 58) from 2018 and 73 percent of their wins.
- The Bears are coming off the 2018 season where they collected 37 wins (37-21), improving upon 2017's 34 wins, the most since 2012. The Bears finished with 13 wins in Big 12 play (13-11), the most since 2013.

BEAR NOTES

HOW THE BEARS STACK UP

- The Bears currently rank second in the conference with a team batting average of .340 and second in the conference in pitching with a team ERA of 1.95. Downey ranks fourth with a batting average of .538, while his on-base percentage of .684 is tops in the conference. Cunningham ranks second with 8 hits on the weekend, first with 5 runs scored and first with 3 doubles. Hayden Kettler's 8 strikeouts rank fifth.

GETTING BEANED

- The Bears were hit-by-pitch 12 times over the four-game set, led by Davion Downey who was plunked three times.

STREAKS

- Senior infielder Josh Bissonette extended his on-base streak to 11 games going back to last season, while Shea Langeliers has a 16-game on-base streak in play. Sophomore Nick Loftin extended his on-base streak to 11 games going back to last season and Downey has a seven-game on-base streak and six-game hit streak going back to last season.

CUNNINGHAM AT THE PLATE

- The senior was outstanding over the first weekend, leading the team with 8 hits. Cunningham first started out the weekend going 3-for-5 on opening day with two runs scored, over four seasons he is now 7-for-13 during home openers. Then in game two of the double header he was 5-for-5, a home run shy of hitting for the cycle. He finished the weekend 8-for-20 with 5 runs scored, 2 doubles, 1 triple and 4 RBIs.

LOTS OF FIRSTS

- Opening weekend saw a lot of firsts for the Bears. Newcomers Mack Mueller, Paul Dickens Ricky Martinez, William Gilbert, Chase Wehsener and Anderson Needham made their Baylor debuts. For Martinez, Wehsener, Gilbert and Needham made their collegiate debuts. Mueller and Dickens are junior college transfers. Wehsener collected his first-career hit on Saturday vs. Holy Cross, while Needham had a no-hitter going through 4.0 innings and struck out 6 batters.
- Redshirt sophomore Daniel Caruso was outstanding, earning the win in game three of the victory over Holy Cross on Saturday. He threw 2.0 scoreless innings in relief, holding the Crusaders to just 1 hit and 1 walk along with a career-high 3 strikeouts.

2018

- The Bears ended 2018 at the Stanford Regional, falling to No. 51 Stanford, 4-2. The Bears lost game one of the regional 6-2, running into a hot Cal State Fullerton and pitcher Colton Eastman. The Bears then bounced back and won the elimination game vs. Wright State, 11-5.

GOLDEN SPIKES

- Bradford and Langeliers were 2 of 55 and 1 of 3 from Big 12 named to USA Baseball's 2018 Golden Spikes Award Watch List (top amateur baseball player in country). For the first time in program history the Bears have had two players named to the watch list in the same season. Langeliers is one of 10 returners to the watch list from 2018.

STOPPER OF THE YEAR

- Hill was 1 of 75 and 1 of 3 from Big 12 named to NCBWA 2019 Stopper of the Year Preseason Watch List (top relief pitcher in NCAA DI baseball). For the third-straight year the Bears have a pitcher on the watch list after Troy Montemayor in 2017 and 2018.

BOBBY BRAGAN COLLEGIATE SLUGGER AWARD

• Cunningham and Andy Thomas were 2 of 30 players (2 of 6 from the Big 12) named to 2019 Bobby Bragan Collegiate Slugger Award Watch List (top DI slugger on field, in dugout and in the classroom from Texas, Oklahoma, Arkansas, Louisiana and New Mexico). Cunningham is the first student-athlete to be on the watch list for three-straight seasons.

CLOSING OUT HOT

• The Bears won 24 of the last 29 games of the 2018 season, en route to winning the program's first Big 12 Tournament title. The Bears then made their second-straight NCAA Regional berth. During that streak they won 13-straight games, including six-straight Big 12 games. During that stretch the Bears garnered its first sweep of TCU on April 20-22 since Feb. 18-20, 2000.

STEADY IMPROVEMENT

• The Bear are looking to take another jump in 2019 as they have steadily improved under fourth-year head coach Steve Rodriguez. In his first year in 2016, the Bears finished 24-29, 10-14 in the Big 12. In year two (2017), the Bears were 34-23, 12-12 in the Big 12 and advanced to the Houston Regional. In 2018, the Bears won the Big 12 Tournament for the first time in program history and advanced to the NCAA postseason in the Stanford Regional for the second-straight season. The Bears were 37-21 and finished fifth in the Big 12 at 13-11.

BIG 12 TOURNAMENT CHAMPIONS

• The Bears won the Big 12 Tournament title in 2018 for the first time in program history, its first conference tournament title since 1993 (Southwest Conference) and its fourth overall (1977, 1978 (both SWC)). Baylor played in the Big 12 Championship title game for the first time since 2010 (No. 6 Baylor lost to No. 4 Texas A&M 5-3 in 10 innings). BU is now 1-6 all-time in Big 12 Championship title games and made it to the title game as a No. 5 seed in 2003 (lost to No. 3 Texas 10-8 in 10 innings). BU was the first No. 5 seed to play in the title game since Texas in 2015 (won). For head coach Steve Rodriguez, he won his sixth conference tournament title (five with Pepperdine in the West Coast Conference). The Bears defeated TCU 6-5 in 11 innings to earn the victory.

• Cody Bradford, Richard Cunningham, Shea Langeliers, Nick Loftin and Davis Wendzel were named to the 2018 Phillips 66 Big 12 Championship All-Tournament Team. BU's five selections were its most since having a program-record six in 2003. Cody Bradford and Shea Langeliers were named Co-Most Outstanding Players of the 2018 Phillips 66 Big 12 Championship, marking Baylor's first MOP winners in program history.

ACADEMIC SUCCESS

• So. LHP Cody Bradford and Jr. DH Richard Cunningham were named to the College Sports Information Directors of America (CoSIDA) Academic All-District Seven Team on May 10. The duo's recognition marked the first for Baylor since Logan Brown in 2015. Overall, Bradford and Cunningham are the program's 40th and 41st selections and gave BU multiple choices for the first time since 2013.

• Cunningham earned Third Team CoSIDA Google Cloud Academic All-America honors for the first time in his career in 2018 and gave Baylor an Academic All-America selection for the eighth time in the last 10 seasons. He was the first to garner the honor since Logan Brown in 2015. Overall, he was the program's 16th all-time selection and 12th different player to earn the award. The Austin, Texas, native graduated with a 3.83 GPA in finance and had a 3.89 GPA in his first year of graduate school in the business administration program. Cunningham was one of only two players in the Big 12 Conference represented on the three-team, 33-person list.

LANGELIERS AND HIS GOLDEN GLOVE

• Catcher Shea Langeliers is the second Gold Glove winner in program history, joining Logan Brown, who was recognized as an outfielder in 2014. The Keller, Texas, native was recognized as Division I's best defensive catcher in 2018 after allowing an average of only one stolen base every five games during the 2018 season. He caught 23 of 33 attempted base stealers in 50 games started behind the dish, including only one stolen base allowed in his last 21 games of 2018. Langeliers also was charged with only three passed balls, and his glove work limited Baylor pitchers to only 0.46 wild pitches per game while Langeliers was catching. He posted a .995 fielding percentage as a catcher, recording 387 putouts and 50 assists while committing only two errors. Langeliers started all 58 games for the Bears during his sophomore season, with eight of those starts coming at first base. He hit .252 with a team-best 11 home runs, while adding 18 doubles, two triples, 44 RBIs and 49 runs scored.

DRAFT SUCCESS

• In the 2018 Major League Baseball First-Year Player Draft, senior right-handed pitcher Troy Montemayor and then-sophomore third baseman Davis Wendzel were selected. Montemayor went to the St. Louis Cardinals in the 25th round with the 753rd overall pick, and Wendzel was drafted by the Boston Red Sox in the 37th round with the 1,120th overall selection. Wendzel chose to forgo his opportunity with the Red Sox to return for his junior season in Waco. With the picks, Baylor has had at least one player selected in 41 of 43 drafts since 1976. The Bears have had 140 total draft picks in program history, including two selections in each of the last two years.

BIG SHOES TO FILL IN THE BULLPEN

• The Bears may return 20 student-athletes in 2019, including all 9 position players plus the entire pitching rotation, but there are big shoes to fill in the back of the pen. The Bears lost All-American closer Troy Montemayor, who had 11 saves and a 2.39 ERA in 23 appearances in 2018, along with Drew Robertson who had a 1.88 ERA in 28 appearances all out of the pen (28.2 IP) and the do-it-all reliever Alex Phillips, who made 16 appearances in 2018, including three starts, eating up 45.0 innings and boasting a 2.40 ERA.

The Bears will look to senior righty Kyle Hill to step up to the challenge in 2019, potentially taking over the closer



STEVE RODRIGUEZ
HEAD COACH
16TH SEASON (4th Baylor)

THE RODRIGUEZ FILE

PERSONAL

Hometown: Las Vegas, Nev.
Family: Wife, Kim; daughter, Julia, son, Nolan

EDUCATION

College: Pepperdine (2001) - B.S. Public Relations
Pepperdine (2003) - Master's Educational Technology

COACHING EXPERIENCE

Assistant Coach

Pepperdine, 2000-03
• Helped team to 145-98 record, 88-32 mark in WCC
• 2001 WCC title
• 2 NCAA Tournament appearances (2001, 2003)

Head Coach

Pepperdine, 2004-2015

• 401-300 (.572) record, 163-109 (.599) in WCC
• Second-winningest coach in program history
• 701 games coached are school record
• 2014 West Coast Conference Coach of the Year
• 2014 USA Baseball National Team Assistant Coach
• 2012 West Coast Conference Coach of the Year
• 8 NCAA Regionals (2004-08, 2012, 2014-15) -- Hosted first-ever Regional in 2006
• 1 NCAA Super Regional (2014) -- Program's first appearance
• 2 West Coast Conference tournament championships (2014-15)
• 3 West Coast Conference Championship Series titles (2004-06)
• 5 West Coast Conference regular season championships (2004-06, 2012, 2014)

Head Coach

Baylor, 2016-pres.

• Fourth season, 99-73 overall record, 35-37 Big 12 record
• 2017 Big 12 Coach of the Year
• Led Baylor to first NCAA Regional since 2012 in 2017, 2018
• 1 Gold Glove selection
• 3 All-America selections
• 2 Freshman All-America selections
• 2 All-District selections
• Baylor's First Big 12 Pitcher of the Year

THE RODRIGUEZ WORKSHEET

YEAR	SCHOOL	OVERALL	CONF.
Year	Overall	Conference	NCAA
~2004	30-32	@19-11/1st	Regional
~2005	41-23	@21-9/1st	Regional
~2006	42-21	@15-6/T-1st	Regional
~2007	35-22	14-7/3rd	Regional
~2008*	38-21	14-6/2nd	Regional
~2009*	31-23	12-9/T-3rd	
~2010*	24-30	12-9/T-3rd	
~2011*	22-34	7-14/7th	
~2012	36-23	16-8/1st	Regional
~2013	27-24	13-11/5th	
~2014	43-18	#18-9/1st	Super Regional
~2015	32-29	#17-10/2nd	Regional
+2016	24-29	10-14/7th	
+2017	34-23	12-12/4th	Regional
+2018	37-21\$	13-11	Regional
+2019	4-0	0-0	
Totals*	500-373	198-146	10 appearances
Baylor	99-73	35-37	

+Baylor; *Pepperdine; @West Coast Conference Series Champion; #West Coast Conference Tournament Champion; \$ Big 12 Conference Tournament Champion

*Note: Due to NCAA sanctions against the University, Pepperdine later vacated all wins and NCAA Tournament appearances in baseball between the 2008-11 seasons. Pepperdine's adjusted overall NCAA records for each season are 0-19 (2008), 0-23 (2009), 0-30 (2010) and 0-34 (2011).

TEAM HONORS

No. 2 in Preseason Big 12 Coaches Poll

MISCELLANEOUS STATISTICS

Current Streak.....	Win 1
Current Home Streak.....	Win 5
Current Road/Neutral Streak.....	Lost 1
Current Nonconference Streak.....	Lost 1
Current Conference Streak.....	Win 6
Last Win.....	Feb. 17, 2019 vs. Holy Cross, 6-1
Last Home Win.....	Feb. 17, 2019 vs. Holy Cross, 6-1
Last Away Win.....	May 19, 2018 at West Virginia, 6-2
Last Loss.....	June 3, 2018 at Stanford, 4-2
Last Home Loss.....	May 12, 2018 vs Oklahoma State, 11-6
Last Away Loss.....	June 3, 2018 at Stanford, 4-2

ROSTER BREAKDOWN

BY CLASS

Senior (6)

Josh Bissonette, Richard Cunningham, Cole Haring, Kyle Hill, T.J. Raguse, Cole Weaver

Junior (11)

Luke Boyd, Cody Bradford, Paul Dickens, Logan Freeman, Hayden Kettler, Shea Langeliers, Ryan Leckich, Mack Mueller, Hunter Seay, Andy Thomas, Davis Wendzel

Sophomore (10)

Jacob Ashkinos, Ryan Bertelsman, Daniel Caruso, Collin Garrett, Jimmy Winston, Davion Downey, William Gilbert, Nick Loftin, Tyler Thomas, Chase Wehsener

Freshman (8)

Kyle Harper, Brooks Helmer, Blake Helmer, Ricky Martinez, Anderson Needham, Ryan Segner, Jake Walsh, Branson Wilson

BY HOME STATE

Texas (26)

Jacob Ashkinos, Ryan Bertelsman, Cody Bradford, Richard Cunningham, Paul Dickens, Logan Freeman, Collin Garrett, William Gilbert, Cole Haring, Kyle Harper, Brooks Helmer, Blake Helton, Kyle Hill, Hayden Kettler, Shea Langeliers, Ryan Leckich, Nick Loftin, Mack Mueller, Anderson Needham, T.J. Raguse, Hunter Seay, Ryan Segner, Tyler Thomas, Jake Walsh, Branson Wilson, Jimmy Winston

California (8)

Josh Bissonette, Luke Boyd, Daniel Caruso, Andy Thomas, Ricky Martinez, Davis Wendzel, Cole Weaver, Chase Wehsener

Kentucky (1)

Davion Downey

COACHING DUTIES

3RD BASE

Assistant Coach Mike Taylor

1ST BASE

Volunteer Assistant Coach Ruben Noriega

role after boasting a 2.62 ERA and a 4-1 record with 1 save in 25 appearances (3 starts) over 55.0 innings in 2018.

TEAM USA

• Catcher Shea Langeliers was the first choice for the 2018 USA Baseball Collegiate National Team on April 11, marking BU's first USA player since 2008, eighth overall and ninth selection. Pitcher Cody Bradford also played with the team during the summer, but did not make the final roster.

HOME SWEET HOME

• The Bears have finished their home slate with a .500 record or better (19-7 in 2018) in all 20 seasons at Baylor Ballpark (since 1999) and look to do the same in 2019. The Bears are 437-199 all-time at the park.

ASHKINOS WITH THE KS

• In 2018, pitcher Jacob Ashkinos tied a career high with four innings pitched (most in relief) and set a career high with nine strikeouts at DBU on March 20. His nine strikeouts in relief were the most since Aaron Miller had a school-record 10 vs. Missouri on April 11, 2009.

CLEAN FIELDING

• Rodriguez has helped conduct Baylor top 10 fielding percentage seasons in each of his three seasons with the Bears. In 2016, the team tied for eighth all-time at BU with a .968 fielding percentage and topped it in 2017 with a third-best .972 mark. In 2018, the Bears had a fielding percentage of .971 which tied for fourth-best in program history.

STARTER CAPSULES

- RHP **Hayden Kettler** is set to make his 21st career start when he gets the ball on opening day vs. Holy Cross. The junior had a team-leading 16 starts in 2018, with a 3.81 ERA, 8-4 record in 87.1 innings pitched. He struck out 83 and walked 55 with batters hitting .257 against him. As a sophomore in 2018 he earned All-Big 12 Honorable Mention accolades.
- LHP **Tyler Thomas** is set to get his 15th career start on Saturday vs. Holy Cross. He boasted a 3-3 record with a 3.38 ERA in 53.1 innings pitched, striking out 59 but allowing 55 walks as control was an issue as a freshman. Batters hit .209 against him.
- LHP **Cody Bradford**, the reigning Big 12 Pitcher of the Year and preseason pick to repeat for the honor in 2019 is scheduled to make his 29th career start. As a sophomore he made 14 starts and finished with a 7-6 record, a 2.51 ERA through a team-high 96.2 innings pitched, striking out 87 and walking just 26. Opponents hit .240 against him. In 2018 Bradford became just the second pitcher in team history to throw consecutive complete games (Jason Jennings, 1999). He had three double-digit strikeout games for the first time in program history since 2010 (Shawn Tolleson). He sat atop the Big 12 conference and placed 64th in the nation with 2.51 ERA, was second in the Big 12 with 96.2 innings pitched and fifth in conference with 87 strikeouts and .240 opponent batting average. He tied for third place on Baylor's leaderboard with two shutouts in one season and notched a career-high 11 strikeouts vs. Oklahoma (5/23) at the Big 12 Championships.
- Freshman RHP **Anderson Needham** is scheduled to get the start on Sunday vs. Holy Cross in his Baylor debut. The 6-4, 190 pound freshman is out of Rockwall Heath HS in Heath, Texas where he tallied 90 strikeouts as a senior in 2018. Prior to joining Rockwall Heath he pitched at Midland Christian in Midland, Texas where he helped the team to the 2016 state runner-up finish and was named first-team all-district in 2016.

POSITION REVIEWS

- The Bears return all nine position players from 2018 in 2019.
- **Catcher:** The Bears are led at the position by 2018 Gold Glove winner Shea Langeliers. He will be backed up by Andy Thomas, redshirt sophomore Kyle Harper and freshman Jake Walsh.
- **First Base:** The Bears return regular first baseman Andy Thomas from 2018. Catcher Shea Langeliers can also play the position when getting a break behind the plate. Juco transfer Mack Mueller is an option at first, along with redshirt freshman Chase Wehsener.
- **Second Base:** The Bears return three-year starter Josh Bissonette at second. He is backed up by senior Cole Weaver who can also play the position. Freshman Ricky Martinez is also an option at all the infield positions.
- **Shortstop:** Freshman All-American Nick Loftin returns and is the anchor at shortstop, with Davis Wendzel being an option after playing there all summer in the Cape Cod League.
- **Third Base:** Junior Davis Wendzel returns in 2019 and should be the everyday third baseman. He has the ability to switch off with Loftin at shortstop. Martinez is also an option at the hot corner, along with Weaver who can play throughout the infield.
- **Outfield:** Senior Richard Cunningham is coming off Tommy John surgery, but should be able to start in centerfield. Options at the corner spots include everyday right fielder from 2018 Davion Downey and everyday left fielder Cole Haring. Juco transfer Mack Mueller can also be an option in the outfield, along with Weaver and T.J. Raguse.
- **Designated Hitter:** Those left out of the outfield are all options to take over the DH role, including Raguse, Haring, Mueller.

2019 BAYLOR BASEBALL GAME NOTES
2019 NUMERICAL ROSTER

No.	Name	B/T	Pos.	Ht.	Wt.	Cl-Exp.	Hometown/Last School
1	Cole Haring	R/R	OF	5-10	185	SR-1L	Katy, Texas/Katy HS/McLennan CC
2	Nick Loftin	R/R	IF	6-1	165	SO-1L	Corpus Christi, Texas/W.B. Ray HS
3	Ryan Bertelsman	R/R	OF	6-0	195	R-SO-1L	Friendswood, Texas/Friendswood HS
8	Kyle Harper	R/R	C/1B/OF	6-0	190	R-FR-RS	Houston, Texas/Cypress Creek HS
9	Davion Downey	L/L	OF	6-0	200	SO-1L	Bowling Green, Ky./Warren East HS
19	Ryan Leckich	S/L	LHP	5-10	190	JR-2L	Port Neches, Texas/Neches Groves HS
11	Ricky Martinez	R/R	INF	6-0	190	FR-HS	Morgan Hill, Calif./St. Francis HS
12	Branson Wilson	R/R	RHP	6-3	190	FR-HS	Fort Worth, Texas/Southwest Christian HS
13	Hunter Seay	L/L	OF	6-0	180	R-SO-1L	Keller, Texas/Keller HS
14	Josh Bissonette	R/R	IF	6-0	185	SR-3L	Anaheim Hills, Calif./Orange Lutheran HS
15	Kyle Hill	R/R	RHP	5-11	195	SR-3L	Corpus Christi, Texas/Calallen HS
16	Tyler Thomas	L/L	LHP	6-1	170	SO-1L	Keller, Texas/Keller HS
18	Cody Bradford	L/L	LHP	6-3	195	JR-2L	Aledo, Texas/Aledo HS
20	T.J. Raguse	L/L	OF	6-1	205	SR-3L	Georgetown, Texas/Georgetown HS
21	Richard Cunningham	L/L	OF	5-10	195	SR-3L	Austin, Texas/Stephen F. Austin HS
22	Blake Helton	R/R	RHP	6-4	175	FR-HS	Austin, Texas/Lake Travis HS
23	Shea Langeliers	R/R	C/1B	6-0	190	JR-2L	Keller, Texas/Keller HS
24	Jimmy Winston	R/R	RHP	6-4	200	R-SO-1L	Houston, Texas/Lamar HS
25	Andy Thomas	L/R	C/1B	6-2	210	JR-2L	Murrieta, Calif./Murrieta HS
28	Hayden Kettler	R/R	RHP	6-2	190	JR-2L	Coppell, Texas/Coppell HS
29	Jake Walsh	R/R	C	6-3	175	FR-HS	Carrollton, Texas/Trinity Christian HS
30	Jacob Ashkinos	R/R	RHP	6-1	225	R-SO-1L	Aledo, Texas/Aledo HS/Cisco College
31	Daniel Caruso	L/R	RHP	6-0	160	R-SO-1L	Los Angeles, Calif./Loyola HS
33	Davis Wendzel	R/R	IF	6-0	205	JR-2L	San Clemente, Calif./Jserra Catholic HS
34	Anderson Needham	R/R	RHP	6-4	190	FR-HS	Heath, Texas/Rockwall Heath HS
35	Brooks Helmer	R/R	RHP/1B	6-4	230	FR-HS	Rockwall, Texas/Rockwall HS
36	Ryan Segner	R/R	RHP	6-2	190	FR-HS	Fredricksburg, Texas/Fredricksburg HS
37	Chase Wehsener	R/L	1B	6-1	185	R-FR-RS	San Diego, Calif./Christian HS
40	Paul Dickens	L/L	LHP	6-5	225	R-JR-TR	Fort Worth, Texas/Home school/Navarro JC
41	Luke Boyd	R/R	RHP	6-2	180	JR-2L	Ojai, Calif./Nordhoff HS
44	Logan Freeman	R/R	RHP	6-1	215	JR-TR	Buffalo, Texas/Buffalo HS/McLennan CC
45	Cole Weaver	L/R	IF	5-10	170	SR-2L	Carlsbad, Calif./Santa Fe Christian HS/Saint John's
50	Mack Mueller	R/L	OF/1B	6-3	225	JR-TR	Abilene, Texas/Wiley HS/Cisco College
54	Collin Garrett	R/R	RHP	6-5	250	R-JR-1L	Montgomery, Texas/Montgomery HS
55	William Gilbert	R/R	RHP	6-6	220	R-SO-RS	Plano, Texas/Trinity Christian Academy

Head Coach: 5 Steve Rodriguez (Pepperdine, 2001; 4th Season)

Assistant Coaches: 4 Jon Strauss (Long Beach State, 1996; 4th Season)

6 Mike Taylor (Prairie View A&M, 1997; 4th Season)

27 Ruben Noriega (Lindenwood, 2009; 4th Season)

Director of Operations: Justin Grassi (FGCU, 2014; 1st Season)

Athletic Trainer: Josh Ogden (TCU, 2007; 6th Season)

GAME 5 - TEXAS STATE

BAYLOR IN THE RANKINGS

WEEK	BA	COACHES	D1	NCBWA	PG	CB
Preseason 16	18		15	16	12	21
Week 1	16	18	15	15	12	21

PRONUNCIATIONS

Jacob ASHKINOS	ASH-KEHN-OSE
Josh BISSONETTE	BISS-UN-ETT
Daniel CARUSO	CAH-ROO-SO
DAVION Downey	DAY-VEE-ON
Shea LANGELIERS	LANG-UH-LEERS
T.J. RAGUSE	RAG-GOOSE-EE
Hunter SEAY	SAY
Ryan SEGNER	SEG-NUR
Chase WEHSENER	WEZ-NURR
Davis WENDZEL	WHEN-ZELL

INDIVIDUAL SEASON HONORS

SHEA LANGELIERS

Golden Spikes Award Watch List

Second Team Preseason All-American (D1Baseball.com,

Perfect Game, Baseball America, Collegiate Baseball

Third Team Preseason All-American (NCBWA)

Preseason All-Big 12

CODY BRADFORD

Preseason Big 12 Pitcher of the Year

Preseason All-Big 12

Golden Spikes Award Preseason Watch List

D1Baseball Second Team Preseason All-American

Third Team Preseason All-American (Perfect Game, Collegiate Baseball)

DAVIS WENDZEL

Preseason All-Big 12

NICK LOFTIN

Preseason All-Big 12

KYLE HILL

Preseason Watch List Stopper of the Year Award

RICHARD CUNNINGHAM

Bobby Bragan Award Watch List

ANDY THOMAS

Bobby Bragan Award Watch List

STARTING LINEUP BY DEFENSIVE POSITION

DATE	OPPONENT	P	C	1B	2B	3B	SS	LF	CF	RF	DH
2/15	Holy Cross	Kettler	Langeliers	Mueller	Bissonette	Wendzel	Loftin	Haring	Cunningham	Downey	Weaver
2/16	Holy Cross	T. Thomas	Langeliers	Mueller	Bissonette	Wendzel	Loftin	Weaver	Cunningham	Downey	Raguse
2/16	Holy Cross	Bradford	Langeliers	Wehsener	Bissonette	Wendzel	Loftin	Haring	Cunningham	Downey	Bertelsman
2/17	Holy Cross	Needham	Langeliers	Wehsener	Bissonette	Wendzel	Loftin	Haring	Cunningham	Downey	Bertelsman

HITTING STREAKS

Player	2018 Season High	Current
Davion Downey	4	6
Davis Wendzel	4	4
Cole Haring	4	4
Nick Loftin	3	3
Shea Langeliers	2	2
Ryan Bertelsman	2	1
Chase Wehsener	1	-
Richard Cunningham	1	-
Josh Bissonette	1	1
Kyle Harper	1	1

ON BASE STREAKS

Player	Longest	Current
Shea Langeliers	3	16
Nick Loftin	4	11
Josh Bissonette	4	11
Davion Downey	4	7
Cole Haring	4	4
Davis Wendzel	4	4
Cole Weaver	2	2
Chase Wehsener	2	-
Ryan Bertelsman	2	1
Richard Cunningham	1	-
T.J. Raguse	1	1
Ricky Martinez	1	1
Mack Mueller	1	-
Kyle Harper	1	1

STARTING LINEUP BY BATTING ORDER

DATE	OPPONENT	LEADOFF	2	3	4	5	6	7	8	9
2/15	Holy Cross	Cunningham	Loftin	Wendzel	Langeliers	Downey	haring	Mueller	Bissonette	Weaver
2/16	Holy Cross	Cunningham	Loftin	Wendzel	Langeliers	Downey	Mueller	Raguse	Bissonette	Weaver
2/16	Holy Cross	Cunningham	Loftin	Wendzel	Langeliers	Downey	Bertelsman	Wehsener	Bissonette	Haring
2/17	Holy Cross	Cunningham	Loftin	Wendzel	Downey	Bertelsman	Haring	Wehsener	Bissonette	Harper

MULTI-HIT GAMES

Player	2	3	4	5	Total
Nick Loftin	2	1	-	-	3
Davion Downey	3	-	-	-	3
Richard Cunningham	-	1	-	1	2
Davis Wendzel	1	1	-	-	2
Josh Bissonette	2	-	-	-	2
Shea Langeliers	1	-	-	-	1
Cole Haring	1	-	-	-	1
Ryan Bertelsman	1	-	-	-	1

MULTI-RBI GAMES

Player	2	3	4	5	Total
Davis Wendzel	2	-	-	-	2
Ryan Bertelsman	-	1	-	-	1
Cole Haring	1	-	-	-	1
Richard Cunningham	1	-	-	-	1
Davion Downey	1	-	-	-	1

2019 BAYLOR BASEBALL GAME NOTES
LAST TIME A BAYLOR PLAYER...

Led off a game with a home run:.....	Nick Loftin (vs. Kansas, March 23, 2018)
Hit an inside-the-park home run:.....	Chris Slater (vs. Texas Tech, March 19, 2011)
Hit a pinch-hit home run:.....	Mitch Price (at TCU, April 19, 2013)
Hit a grand slam:.....	Nick Loftin (vs. Kansas, March 24, 2018)
Hit a game-winning home run:.....	Ryan Bertelsman (vs. Holy Cross, Feb. 16, 2019)
Hit two home runs:.....	Cole Haring (at Memphis, April 13, 2018)
Hit three home runs:.....	Aaron Dodson (at Texas Tech, April 9, 2017)
Homered from both sides of the plate:.....	Beamer Weems (at Kansas, April 15, 2007)
Homered in consecutive innings:.....	Chris Slater (vs. Oral Roberts; March 6, 2010) (5th-6th)
Homered in consecutive games:.....	Richard Cunningham (vs. OSU, May 11-12, 2018)
Homered in three straight games:.....	Josh Ludy (vs. KSU, vs. Oklahoma, vs. Oral Roberts, vs. UT Arlington; May 25 - June 2, 2012) (4)
Homered in both games of a doubleheader:.....	Aaron Miller (at Kansas, April 15, 2007)
Hit for the cycle:.....	Josh Ford (at Texas Tech, May 23, 2004)
Had a walk-off hit:.....	Shea Langeliers (RBI single in 11th vs. TCU, May 27, 2018)
Had a walk-off home run:.....	Ryan Bertelsman (vs. Holy Cross, Feb. 16, 2019)
Reached in six straight plate appearances (one game):.....	Nathan Orf (vs. UT Arlington, April 9, 2013) (6)
Reached in six or more straight plate appearances:.....	Darryn Sheppard (Feb. 26-27, 2016) (8)
Reached safely in 30 or more consecutive games:.....	Davis Wendzel (March 10-May 13, 2018) (37)
Scored five or more runs in a game:.....	Darryn Sheppard (vs. Stony Brook, Feb. 27, 2016) (5)
Had eight or more consecutive hits:.....	Darryn Sheppard (Feb. 26-27, 2016) (8)
Had six or more hits in a game:.....	*Michael Griffin (at Arizona, Feb. 9, 2003) (6)
Had four or more RBI in a game:.....	Andy Thomas (vs. OSU, May 11, 2018) (4)
Had five or more RBI in a game:.....	Davis Wendzel (at KSU, April 28, 2018) (5)
Had six or more RBI in a game:.....	Aaron Dodson (at Texas Tech, April 9, 2017) (6)
Had seven or more RBI in a game:.....	Josh Ludy (at Kansas State, April 15, 2012) (7)
Had eight or more RBI in a game:.....	Richard Cunningham (vs. Stony Brook, Feb. 27, 2016) (8)
Hit three or more doubles in a game.....	Richard Cunningham (Feb. 28, 2017 vs. UAPB) (3)
Hit two or more triples in a game:.....	** Beamer Weems (vs. Texas Southern, March 20, 2007) (2)
Hit two extra-base hits in an inning:.....	Logan Vick (at UCLA, Feb. 24, 2012; 7th inn.) (2B, 2B)
Stole three bases in a game:.....	Logan Brown (vs. Texas, May 17, 2015, 61) (3)
Stole four bases in a game:.....	** Anthony Hensley (vs. Texas, April 21, 2000) (4)
Stole home:.....	Hayden Ross (vs. Texas A&M, March 8, 2015)
Walked three or more times in a game:.....	Davis Wendzel (vs. PVAMU, March 26, 2018) (3)
Walked four or more times in a game:.....	Andy Thomas (vs. PVAMU, March 26, 2018) (4)
Had 10 or more consecutive scoreless outings:.....	Jake Weghorst (April 4, 2006 through June 5, 2006) (18)
Had a scoreless streak of at least 20 innings:.....	Willie Kempf (May 18, 2010 through May 30, 2010) (20.1)
Had a scoreless streak of at least 25 innings:.....	Jake Weghorst (April 4, 2006 through Feb. 10, 2007) (28.0)
Had a streak of at least 20 innings without an earned run:.....	Logan Verrett (April 29, 2011 through May 25, 2011) (27.0)
Threw a nine-inning no-hitter:.....	Kyle Evans (vs. Iowa State, April 15, 2000)
Threw a nine-inning one-hitter:.....	Cody Bradford (vs. TCU, April 20, 2018)
Struck out four batters in an inning:.....	Brooks Pinckard (vs. Texas Tech, March 19, 2011)
Struck out 10 or more batters in a game:.....	Cody Bradford (vs. OU, May 23, 2018) (11)
Struck out 11 or more batters in a game:.....	Cody Bradford (vs. OU, May 23, 2018) (11)
Struck out 12 or more batters in a game:.....	Logan Verrett (vs. Louisiana Tech, March 11, 2011) (14)
Struck out 13 or more batters in a game:.....	Logan Verrett (vs. Louisiana Tech, March 11, 2011) (14)
Struck out 14 or more batters in a game:.....	Logan Verrett (vs. Louisiana Tech, March 11, 2011) (14)
Struck out eight or more batters in a game in relief:.....	Jacob Ashkinos (at DBU, March 20, 2018) (9)
Struck out 10 or more batters in a game in relief:.....	** Aaron Miller (vs. Missouri, April 11, 2009) (10)
Pitched a 9-inning complete game shutout:.....	Cody Bradford (vs. TCU, April 20, 2018)
Pitched back-to-back complete games:.....	Cody Bradford (vs. TCU, April 20, 2018) (at Kansas State, April 27, 2018) Jason Jennings (at Iowa State, May 14, 1999; vs. Missouri, May 19, 1999)
Pitched back-to-back complete game shutouts:.....	*Cody Bradford (vs. TCU, April 20, 2018) (at Kansas State, April 27, 2018)
Had an unassisted triple play:.....	Scott Morrison (at Rice, April 27, 1996)

* - school record
 ** - ties school record

GAME 5 - TEXAS STATE

LAST TIME A BAYLOR TEAM...

Had five or more doubles in an inning:.....	Feb. 24, 2012 (at UCLA, 7th inn.) (5)
Had seven or more doubles in a game:.....	April 27, 2018 (at KSU) (7)
Had 10 or more doubles in a game:.....	Feb. 24, 2012 (at UCLA) (10)
Had two or more triples in an inning:.....	April 14, 2012 (at UT Arlington, 10th inn.) (2)
Had three or more triples in a game:.....	March 24, 2018 (vs. Kansas) (3)
Had back-to-back home runs:.....	April 18, 2018 (vs. UAPB, 2nd inn.) (Cunningham, Wendzel)
Hit two or more home runs in an inning:.....	April 18, 2018 (vs. UAPB, 2nd inn.) (2)
Hit three or more home runs in an inning:.....	April 5, 2009 (at Kansas, 7th inn.) (3)
Hit four or more home runs in an inning:.....	May 6, 2003 (vs. Centenary, 7th inn.) (4)
Hit three or more home runs in a game:.....	May 24, 2018 (vs. Kansas) (3)
Hit four or more home runs in a game:.....	April 13, 2018 (at Memphis) (4)
Hit five or more home runs in a game:.....	April 27, 2018 (at KSU) (5)
Hit eight or more home runs in a game:.....	** April 5, 2009 (at Kansas) (8)
Homered in 10 consecutive games:.....	*April 5, 2009 - May 2, 2009 (18)
Scored 15 or more runs in a game:.....	May 8, 2018 (vs. PVAMU) (18)
Scored 20 or more runs in a game:.....	May 19, 2017 (vs. KSU) (21)
Scored 25 or more runs in a game:.....	April 23, 2008 (at Texas State) (25)
Scored 7 or more runs in an inning:.....	May 19, 2017 (vs. KSU, 5th inn.) (7)
Scored 8 or more runs in an inning:.....	April 18, 2018 (vs. UAPB, 2nd inn.) (8)
Scored 9 or more runs in an inning:.....	May 9, 2018 (vs. PVAMU, 2nd inn.) (9)
Scored 10 or more runs in an inning:.....	April 24, 2018 (at TXST, 7th inn.) (10)
Scored 12 or more runs in an inning:.....	March 25, 2007 (vs. Texas Tech, 4th inn.) (12)
Scored 13 or more runs in an inning:.....	* April 19, 1985 (vs. Houston, 2nd inn.) (14)
Overcame a deficit of four or more runs in a win:.....	Feb. 25, 2017 (vs. South Alabama) (4) (9-5, 10-9)
Overcame a deficit of five or more runs in a win:.....	Feb. 14, 2014 (at Arizona State) (5) (7-2, 9-7)
Overcame a deficit of six or more runs in a win:.....	April 9, 2017 (at Texas Tech) (6) (7-1, 10-9)
Overcame a deficit of seven or more runs in a win:.....	March 8, 2009 (vs. UAB) (7) (7-0, 11-8)
Overcame a deficit of eight or more runs in a win:.....	May 13, 2005 (vs. Texas A&M) (8) (8-0)
Overcame a deficit of nine or more runs in a win:.....	May 19, 2017 (vs. KSU) (9) (12-3, 21-13)
Overcame a deficit of three or more runs in the 9th to win at home:.....	May 21, 2010 (vs. Oklahoma State) (3) (5-2, 6-5)
Overcame a deficit of three or more runs in the 9th to win on the road:.....	April 9, 2017 (at Texas Tech) (5) (9-4, 10-9)
Walked 10 or more times in a game:.....	March 26, 2018 (vs. PVAMU) (12)
Walked 15 or more times in a game:.....	March 23, 1996 (vs. Texas Tech) (17)
Batted around in back-to-back innings:.....	April 9, 2013 (vs. UT Arlington, 6th-7th innings)
Batted around in three consecutive innings:.....	April 23, 2008 (at Texas State, 3rd-5th innings)
Had five or more consecutive hits:.....	March 26, 2016 (at Dallas Baptist, 3rd inning) (5)
Had six or more consecutive hits:.....	April 24, 2018 (at TXST, 7th inning) (6)
Had seven or more consecutive hits:.....	April 3, 2010 (at Missouri, 8th inning) (7)
Had seven or more consecutive batters reach base safely:.....	Feb. 20, 2016 (vs. Washington, 7th inning) (7)
Had eight or more consecutive batters reach base safely:.....	April 7, 2013 (vs. West Virginia, 2nd inning) (8)
Had nine or more consecutive batters reach base safely:.....	April 24, 2018 (at TXST, 7th inning) (10)
Had four or more consecutive extra-base hits:.....	March 12, 2005 (at Vanderbilt, 4th inn.) (4)
Had six or more extra-base hits in an inning:.....	Feb. 29, 2008 (vs. Illinois, 2nd inn.) (6)
Had 10 or more extra-base hits in a game:.....	Feb. 24, 2012 (at UCLA) (10)
Had all nine starters record multiple-hit games:.....	April 23, 2008 (at Texas State)
Had all nine starters hit safely in a game:.....	April 27, 2018 (at KSU)
Had all nine starters score a run in a game:.....	April 27, 2018 (at KSU)
Had all nine starters hit safely and score a run in a game:.....	April 27, 2018 (at KSU)
Had 10 or more batters hit safely in a game:.....	April 27, 2018 (at KSU) (12)
Had two players score five runs each in a game:.....	April 23, 2008 (at Texas State) (Brooks Kimmey & Jon Ringenberg)
Had four consecutive pinch hits:.....	April 7, 2010 (vs. Northwestern State, 8th inn.) (Andrew Cooley, Jake Miller, Wes Mercurio, Cal Towey)
Stole seven or more bases in a game without being caught:.....	Feb. 25, 2011 (at Georgia) (7)
Stole eight or more bases in a game:.....	May 16, 2006 (vs. Dallas Baptist) (8)
Stole nine or more bases in a game:.....	* Feb. 11, 1992 (vs. St. Mary's) (9)
Stole 15 or more consecutive bases without being caught:.....	Feb. 19 - Feb. 27, 2011 (17)
Was shut out:.....	April 7, 2018 (2-0 at UT)
Was shut out in consecutive games:.....	April 23-25, 2014 (2-0 at Texas State; 1-0 vs. Kansas)
Was shut out in three consecutive games:.....	March 13, 16, 17, 1990 (4-0 vs. Dallas Baptist; 14-0, 2-0 vs. Rice)
No-hit the opposition:.....	Feb. 15, 2004 (VanAllen/Carlson vs. Loyola Marymount) (7 inn., 1-0)
No-hit the opposition, nine innings:.....	April 15, 2000 (Kyle Evans vs. Iowa State) (4-0)
Was no-hit:.....	April 23, 1971 (by Texas Tech's Ruben Garcia) (8 inn.)
One-hit the opposition, nine innings:.....	April 20, 2018 (6-0 vs. TCU)
Shut out an opponent (7-inning game):.....	May 9, 2018 (13-0 vs. PVAMU)
Shut out an opponent (9-inning game):.....	Feb. 15, 2019 (vs. Holy Cross)
Shut out a top-10 opponent (9-inning game):.....	March 16, 2018 (2-0 vs. No. 8 Texas Tech)
Shut out a ranked opponent (9-inning game):.....	March 16, 2018 (2-0 vs. No. 8 Texas Tech)
Shut out two consecutive opponents:.....	Feb. 20 & 22, 2017 (vs. Nevada, at Texas State)
Turned a triple play:.....	May 1, 2015 (at Kansas, 4th inn.)
Hit into a triple play:.....	May 12, 2004 (vs. Texas State, 1st inn.)
Walked 15 or more batters:.....	* March 23, 1996 (vs. Texas Tech) (17)
Struck out 5 or more consecutive batters:.....	March 16, 2009 (vs. Texas A&M) (5)
Struck out 6 or more consecutive batters:.....	March 24, 2007 (vs. Texas Tech) (6)
Struck out 12 or more batters (9-inn):.....	March 15, 2017 (at Dallas Baptist) (12)
Struck out 13 or more batters (9-inn):.....	April 10, 2018 (at SHSU) (13)
Struck out 14 or more batters (9-inn):.....	Feb. 22, 2017 (at Texas State) (14)
Struck out 15 or more batters (9-inn):.....	March 20, 2018 (at DBU) (15)
Struck out 16 or more batters (9-inn):.....	May 27, 2007 (vs. Oklahoma) (16)
Had consecutive starters with 10 or more strikeouts:.....	March 5-6, 2010 (vs. Oral Roberts) (Shawn Tolleson & Logan Verrett)
Swept a three-game series:.....	April 27-29, 2018 (at KSU)
Swept a four-game series:.....	March 10-13, 2011 (vs. Louisiana Tech)
Swept back-to-back three-game series:.....	2018 (vs. TCU, at KSU)
Swept three straight three-game series:.....	2012 (at Missouri, at Kansas State, Texas A&M)
Swept four or more three-game series:.....	2012 (vs. Texas Tech, vs. Kansas, vs. Oklahoma State, at Missouri, at Kansas State, Texas A&M)
Swept a three-game home series:.....	April 20-22, 2018 (vs. TCU)
Swept a three-game home Big 12 series:.....	April 20-22, 2018 (vs. TCU)
Swept a three-game road series:.....	April 27-29, 2018 (at KSU)
Swept a three-game road Big 12 series:.....	April 27-29, 2018 (at KSU)
Was swept in a three-game series:.....	April 6-8, 2018 (at UT)
Was swept in a three-game home series (non-split series):.....	April 15-16, 2016 (vs. Oklahoma State)
Was swept in a three-game home Big 12 series (non-split series):.....	April 15-16, 2016 (vs. OK State)
Was swept in a three-game road Big 12 series (non-split series):.....	April 6-8, 2018 (at UT)
Swept a conference home doubleheader:.....	April 11, 2009 (vs. Missouri)
Swept a conference road doubleheader:.....	April 3, 2010 (at Missouri)
Swept a non-conference home doubleheader:.....	Feb. 16, 2019 (vs. Holy Cross)
Swept a non-conference road doubleheader:.....	March 9, 2008 (at Mississippi State)

* - school record
 ** - ties school record
 † - ties Big 12 record

2019 SEASON STATISTICS

(All games Sorted by Batting avg)

Record: 4-0 Home: 4-0 Away: 0-0 Big 12: 0-0

Player	avg	gp-gs	ab	r	h	2b	3b	hr	rbi	tb	slg%	bb	hp	so	gdp	ob%	sf	sh	sb-att	po	a	e	fld%	
9 Downey, Davion	.538	4-4	13	5	7	2	0	1	4	12	.923	3	3	2	0	.684	0	1	1-1	7	0	1	.875	
3 Bertelsman, Ryan	.455	4-2	11	3	5	0	0	1	4	8	.727	0	0	1	0	.417	1	1	0-1	0	0	0	.000	
33 Wendzel, Davis	.412	4-4	17	5	7	2	0	0	5	9	.529	3	1	1	0	.500	1	0	1-1	2	9	0	1.000	
21 Cunningham, Richard	.400	4-4	20	5	8	3	1	0	4	13	.650	0	1	4	0	.409	1	0	1-1	7	0	0	1.000	
2 Loftin, Nick	.389	4-4	18	5	7	1	0	0	1	8	.444	3	0	0	0	.476	0	0	2-2	6	8	1	.933	
1 Haring, Cole	.385	4-3	13	5	5	0	0	0	4	5	.385	2	1	2	0	.500	0	0	2-2	4	0	0	1.000	
14 Bissonette, Josh	.364	4-4	11	2	4	0	0	0	3	4	.364	4	2	2	0	.556	1	1	0-0	7	6	3	.813	
23 Langeliers, Shea	.231	3-3	13	2	3	0	0	0	1	3	.231	3	0	4	0	.375	0	0	0-0	31	4	0	1.000	
37 Wehsener, Chase	.083	4-2	12	2	1	0	0	0	0	1	.083	1	0	3	0	.154	0	0	0-0	25	0	0	1.000	

8 Harper, Kyle	.333	2-1	3	0	1	1	0	0	0	2	.667	0	1	0	0	.500	0	0	0-0	13	3	0	1.000	
50 Mueller, Mack	.000	2-2	4	0	0	0	0	0	1	0	.000	2	0	1	0	.286	1	0	0-0	8	1	1	.900	
45 Weaver, Cole	.000	2-2	3	0	0	0	0	0	0	0	.000	0	2	1	0	.400	0	1	0-0	1	0	0	1.000	
13 Seay, Hunter	.000	2-0	2	0	0	0	0	0	0	0	.000	0	0	2	0	.000	0	0	0-0	0	0	0	.000	
20 Raguse, T.J.	.000	1-1	1	0	0	0	0	0	0	0	.000	0	1	1	0	.500	0	0	0-1	0	0	0	.000	
11 Martinez, Ricky	.000	2-0	0	0	0	0	0	0	0	0	.000	1	0	0	0	1.000	0	0	0-0	0	0	0	.000	
Totals	.340	4	141	34	48	9	1	2	27	65	.461	22	12	24	0	.456	5	4	7-9	111	36	6	.961	
Opponents	.188	4	133	11	25	4	1	1	8	34	.256	18	4	47	1	.301	1	2	3-5	101	34	6	.957	

LOB - Team (49), Opp (36). DPs turned - Team (1).

(All games Sorted by Earned run avg)

Player	era	w-l	app	gs	cg	sho	sv	ip	h	r	er	bb	so	2b	3b	hr	b/avg	wp	hp	bks	sfa	sha		
28 Kettler, Hayden	0.00	1-0	1	1	0	0/1	0	7.0	4	0	0	1	8	0	0	0	.160	0	2	0	0	0		
10 Leckich, Ryan	0.00	1-0	2	0	0	0/1	0	3.1	1	0	0	0	3	0	0	0	.100	0	0	0	0	0		
34 Needham, Anderson	1.93	0-0	1	1	0	0/0	0	4.2	2	1	1	4	6	0	0	0	.133	1	0	0	0	1		
24 Winston, Jimmy	2.25	0-0	1	0	0	0/0	0	4.0	4	1	1	1	3	1	0	1	.267	0	0	0	0	0		
41 Boyd, Luke	3.00	0-0	2	0	0	0/0	0	3.0	0	1	1	2	6	0	0	0	.000	0	0	0	0	0		
16 Thomas, Tyler	6.00	0-0	1	1	0	0/0	0	3.0	5	3	2	3	6	0	0	0	.357	0	2	0	0	0		
40 Dickens, Paul	7.36	0-0	1	0	0	0/0	0	3.2	4	3	3	3	4	2	1	0	.250	1	0	0	0	0		

18 Bradford, Cody	0.00	0-0	1	1	0	0/0	0	2.1	1	2	0	1	3	0	0	0	.125	0	0	0	0	1		
15 Hill, Kyle	0.00	1-0	2	0	0	0/0	1	2.0	1	0	0	2	2	0	0	0	.167	0	0	0	1	0		
31 Caruso, Daniel	0.00	1-0	1	0	0	0/0	0	2.0	1	0	0	1	3	1	0	0	.143	0	0	0	0	0		
55 Gilbert, William	0.00	0-0	1	0	0	0/1	0	1.0	1	0	0	0	2	0	0	0	.250	1	0	0	0	0		
2 Loftin, Nick	0.00	0-0	1	0	0	0/0	0	1.0	1	0	0	0	1	0	0	0	.250	0	0	0	0	0		
Totals	1.95	4-0	4	4	0	1/1	1	37.0	25	11	8	18	47	4	1	1	.188	3	4	0	1	2		
Opponents	7.22	0-4	4	4	0	0/0	0	33.2	48	34	27	22	24	9	1	2	.340	7	12	3	5	4		

PB - Team (1), Harper 1, Opp (1). SBA/ATT - Langeliers (3-4), Winston (1-2), Hill, K. (1-1), Dickens (1-1), Leckich (0-1), Harper (0-1).

2019 BOX SCORES

2019 Baylor Bears Baseball
Holy Cross at Baylor
Feb 15, 2019 at Waco, Texas (Baylor Ballpark)

Holy Cross 0 (0-1)

Baylor 12 (1-0)

Player	ab	r	h	nl	bb	so	po	a	lob
Rinaldi, Chris ss	3	0	0	0	0	1	1	1	1
Livingston, Riley c	3	0	0	0	1	3	1	1	1
Buck, Zach c	1	0	0	0	0	3	0	0	0
D'Acunzi, Angelo c	0	0	0	0	0	0	1	0	0
Masel, Austin cf	4	2	0	0	1	0	0	0	0
Volpi, Alex 1b	3	0	0	0	3	8	0	0	0
Salinas, Andrew ph/1b	1	0	0	0	1	1	0	0	0
Maljeri, Ben rf	3	0	2	0	0	0	0	0	0
Woff, Nate ph	1	0	0	0	1	0	0	0	0
Blum, Evan dh	3	0	1	0	1	0	0	1	0
Dudunakis, Peter 2b	4	0	0	0	2	1	3	4	0
Gionis, Alex 2b	4	0	0	0	1	2	5	1	1
Elders, Jared rf	2	0	0	0	1	2	0	0	0
McCormick, Kellen ph/lf	0	0	0	0	0	0	0	0	0
Hedaya, Zane p	0	0	0	0	0	0	0	0	0
Keough, Garrett p	0	0	0	0	0	0	0	0	0
Clarkin, Matt p	0	0	0	0	0	0	0	0	0
Johnson, Kyle p	0	0	0	0	0	0	0	0	0
Dawson, Luke p	0	0	0	0	0	0	0	0	0
Melmann, Cooper p	0	0	0	0	0	0	0	0	0
Lopes, Eric p	0	0	0	0	0	0	0	0	0
McKinnitt, CJ p	0	0	0	0	0	0	0	0	0
Spano, Frank p	0	0	0	0	0	0	0	0	0
Totals	32	0	5	0	11	24	11	8	

Score by Innings	1	2	3	4	5	6	7	8	9	R	H	E
Holy Cross	0	0	0	0	0	0	0	0	0	0	5	2
Baylor	2	0	3	0	4	0	0	0	0	12	9	0

E - Dudunakis; Gionis; LOB - HC 8; Baylor 12; 2B - Cunningham,R; Wendel - HBP - Rinaldi; McCormick; Cunningham,R; Downey 2; Bissonette; Weaver, C. SH - Weaver, C. SF - Mueller; Bissonette. CS - Bissonette; Rinaldi.

Holy Cross	ip	r	er	bb	so	ab	bf
Hedaya, Zane	2.0	2	2	2	1	6	10
Keough, Garrett	0.2	0	0	3	0	3	6
Clarkin, Matt	0.2	1	3	1	0	4	7
Johnson, Kyle	0.2	0	0	1	1	2	3
Dawson, Luke	1.0	0	0	1	3	3	3
Melmann, Cooper	0.0	0	3	3	0	3	3
Lopes, Eric	1.0	2	2	0	0	4	7
McKinnitt, CJ	1.0	2	0	0	2	5	5
Spano, Frank	1.0	2	0	1	0	4	5

Win - Ketter (1-0). Loss - Hedaya (0-1). Save - None.
WP - Clarkin; Lopes; Gibbs. W - HBP - by Hedaya (Bissonette); by Keough (Downey); by Clarkin (Cunningham,R); by Johnson, Kyle; by Ketter (Rinaldi); by Lopes (Weaver, C.); by Ketter (McCormick); BK - Johnson. PB - Livingston.

Umpires - HP: David Wiley 1B: Kelly Nutt 2B: Doyle Sooter 3B: Will Thomewell
Start: 6:35 pm Time: 3:18 Attendance: 2205
Weather: 80 degrees, partly cloudy
Melmann faced 3 batters in the 6th.

2019 Baylor Bears Baseball
Holy Cross at Baylor
Feb 17, 2019 at Waco, Texas (Baylor Ballpark)

Holy Cross 1 (0-4)

Baylor 6 (4-0)

Player	ab	r	h	nl	bb	so	po	a	lob
Rinaldi, Chris ss	1	0	0	0	3	0	0	2	0
Livingston, Riley dh	2	0	0	1	2	0	0	0	0
Masel, Austin cf	4	0	0	0	1	5	0	3	0
Maljeri, Ben rf	3	0	0	0	1	0	0	1	0
Buck, Zach c	4	0	1	0	0	2	1	2	0
Dudunakis, Peter 2b	4	0	1	0	0	2	1	2	0
McCormick, Kellen lf	4	0	0	0	3	4	0	0	0
Blum, Evan 1b	4	1	1	0	0	1	1	1	0
Gionis, Alex 3b	3	0	1	0	0	1	1	4	0
McGowan, Pat p	0	0	0	0	0	0	0	1	0
Spano, Frank p	0	0	0	0	0	0	0	0	0
Keough, Garrett p	0	0	0	0	0	0	0	0	0
Totals	29	1	4	1	5	21	10	7	

Player	ab	r	h	nl	bb	so	po	a	lob
Cunningham, Richard cf	5	0	0	1	0	1	0	0	2
Loftin, Nick ss	5	1	2	0	0	0	0	1	0
Masel, Austin cf	4	1	1	1	0	0	0	5	1
Downey, Davion rf	3	2	2	2	0	0	1	0	1
Bertelsman, Ryan dh	3	0	1	0	0	0	0	0	1
Hartinez, Ricky 3b	0	0	0	0	0	0	0	0	0
Haring, Cole if	3	1	1	1	0	0	2	0	0
Wehsener, Chase 1b	4	0	0	0	0	2	13	0	1
Bissonette, Josh 2b	3	1	2	1	0	1	3	0	0
Harper, Kyle c	3	0	1	0	0	0	10	3	3
Needham, Anderson p	0	0	0	0	0	0	0	0	0
Leckich, Ryan p	0	0	0	0	0	0	0	0	0
Boyd, Luke p	0	0	0	0	0	0	0	0	0
Totals	33	6	10	6	2	3	27	13	9

Score by Innings	1	2	3	4	5	6	7	8	9	R	H	E
Holy Cross	0	0	0	0	1	0	0	0	0	1	4	2
Baylor	0	0	2	0	0	3	1	0	0	6	10	0

E - Dudunakis(3); Spano(1); LOB - HC 7; Baylor 9; 2B - Wendel(2); Downey(2); Harper(1); HR - Downey(1); HBP - Haring; Harper. SH - Livingston(1); Downey(1); Bertelsman(1); SB - Haring 2(2); CS - Buck(1).

Holy Cross	ip	r	er	bb	so	ab	bf
McGowan, Pat	6.1	6	4	2	24	30	55
Spano, Frank	0.2	1	1	0	1	4	19
Keough, Garrett	1.0	2	1	0	0	5	22

Baylor	ip	r	er	bb	so	ab	bf
Needham, Anderson	4.2	2	1	1	4	6	15
Leckich, Ryan	2.1	1	0	0	0	2	7
Boyd, Luke	1.0	0	0	0	1	2	3
Loftin, Nick	1.0	1	0	0	0	1	4

Win - Leckich (1-0). Loss - McGowan (0-1). Save - None.
WP - McGowan 2; Needham; HBP - by McGowan (Haring); by McGowan (Harper); BK - McGowan. PB - Harper(1).
Pitches/strikes: McGowan 95/61; Spano 19/10; Keough 22/12; Needham 81/40; Leckich 43/28; Boyd 22/13; Loftin 18/14.

Umpires - HP: Will Thomewell 1B: David Wiley 2B: Kelly Nutt 3B: Doyle Sooter
Start: 12:05 pm Time: 2:45 Attendance: 1578
Weather: 45 degrees

2019 Baylor Bears Baseball
Holy Cross at Baylor (Game 1)
Feb 16, 2019 at Waco, Texas (Baylor Ballpark)

Holy Cross 5 (0-2)

Baylor 8 (2-0)

Player	ab	r	h	nl	bb	so	po	a	lob
Rinaldi, Chris ss	5	0	1	0	1	2	1	2	2
Livingston, Riley dh/c	5	1	2	1	0	0	0	2	0
Masel, Austin cf	4	0	0	0	2	3	0	3	0
Volpi, Alex 1b	4	0	0	0	1	2	4	0	0
Maljeri, Ben rf	5	0	1	0	2	5	0	2	0
Buck, Zach c	4	1	2	0	1	0	1	2	0
Elders, Jared pr	0	0	0	0	0	0	0	0	0
Dudunakis, Peter 2b	3	2	0	0	2	1	2	0	0
McCormick, Kellen f	4	1	2	1	1	4	0	3	0
Gionis, Alex 2b	3	0	1	2	1	2	0	0	0
Dvorak, Liam p	0	0	0	0	0	0	0	0	0
Dawson, Luke p	0	0	0	0	0	0	0	0	0
McKinnitt, CJ p	0	0	0	0	0	0	0	0	0
Totals	37	5	9	4	7	14	29	6	12

Player	ab	r	h	nl	bb	so	po	a	lob
Cunningham, Richard cf	5	0	1	0	2	2	0	5	0
Loftin, Nick ss	6	1	3	0	0	0	4	5	0
Masel, Austin cf	5	0	1	0	0	1	0	1	1
Langeliers, Shea c	5	1	2	0	1	11	4	0	0
Downey, Davion rf	5	1	2	0	2	0	2	0	4
Mueler, Mack 1b	3	0	0	0	1	3	1	2	0
Wehsener, Chase 1b	2	1	0	0	1	0	6	0	2
Raguse, T.J. dh	1	0	0	0	1	0	0	0	0
Bertelsman, Ryan ph/dh	4	3	3	0	0	0	0	0	0
Bissonette, Josh 2b	2	1	2	1	0	2	0	1	2
Weaver, Cole if	1	0	0	0	0	1	0	1	1
Haring, Cole ph/lf	3	0	2	1	0	1	0	0	0
Thomas, Tyler p	0	0	0	0	0	0	0	0	0
Winston, Jimmy p	0	0	0	0	0	0	0	0	0
Boyd, Luke p	0	0	0	0	0	0	0	0	0
Hill, Kyle p	0	0	0	0	0	0	0	0	0
Totals	42	8	15	7	4	9	30	15	15

Score by Innings	1	2	3	4	5	6	7	8	9	10	R	H	E
Holy Cross	0	1	2	0	0	1	0	0	0	1	5	2	
Baylor	0	0	0	0	0	2	2	0	0	4	8	15	2

Note: 2 outs, 0 runners LOB when the game ended.

E - Dudunakis(2); Dawson(1); Mueller(1); Bissonette(1); DP - Baylor 1. LOB - HC 12; Baylor 15. 2B - Maljeri(1); Loftin(1); Downey(1); HR - Livingston(1); Bertelsman(1); Masel(1); Wendel(1); Raguse; Weaver, C. SH - Bissonette(1); SF - Gionis(1); Cunningham,R(1); SB - Buck(1); Dudunakis(1); Wendel(1); CS - Rinaldi(1); Raguse.

Holy Cross	ip	r	er	bb	so	ab	bf
Dvorak, Liam	4.1	4	0	3	5	16	22
Dawson, Luke	3.0	5	4	0	1	14	16
McKinnitt, CJ	2.1	6	4	1	3	12	14
/	0.0	0	0	0	0	0	0

Baylor	ip	r	er	bb	so	ab	bf
Thomas, Tyler	3.0	5	3	2	3	6	14
Winston, Jimmy	4.0	4	1	1	3	15	16
Boyd, Luke	2.0	0	1	1	1	4	6
Hill, Kyle	1.0	0	0	0	2	1	2

Win - Hill, K. (1-0). Loss - McKinnitt (0-1). Save - None.
WP - McKinnitt(1); HBP - by Thomas, T. (Masel); by Thomas, T. (Livingston); by Dvorak (Raguse); by Dvorak (Wendel); by Dvorak (Weaver, C.); by Dawson (Downey).</

SEASON RESULTS

Date	Opponent		Score	Inns	Overall	Big 12	Pitcher of record	Attend	Time
Feb 15, 2019	HOLY CROSS	w	12-0	9	1-0-0	0-0-0	Kettler (W 1-0)	2205	3:18
Feb 16, 2019	HOLY CROSS-1	w	8-5	(10)	2-0-0	0-0-0	Hill, K. (W 1-0)	1869	3:55
Feb 16, 2019	HOLY CROSS-2	w	8-5	9	3-0-0	0-0-0	Caruso (W 1-0)	1837	3:40
Feb 17, 2019	HOLY CROSS	w	6-1	9	4-0-0	0-0-0	Leckich (W 1-0)	1578	2:45

() extra inning game

BAYLOR HITTING GAME-BY-GAME

**2019 Baylor Bears Baseball
Team Game-by-Game for Baylor (as of Feb 18, 2019)
Batting (All games)**

Date	Opponent	ab	r	h	rbi	2b	3b	hr	tb	bb	ibb	sb	cs	hbp	sac	sf	gdp	k	po	a	e	lob	avg
Feb 15	HOLY CROSS	30	12	9	6	2	0	0	11	10	0	0	1	5	1	2	0	5	27	4	0	12	.300
Feb 16	HOLY CROSS	42	8	15	7	2	0	1	20	4	0	1	1	4	1	1	0	9	30	15	2	15	.333
Feb 16	HOLY CROSS	36	8	14	8	2	1	0	18	6	0	4	0	1	0	2	0	7	27	4	4	13	.352
Feb 17	HOLY CROSS	33	6	10	6	3	0	1	16	2	0	2	0	2	2	0	0	3	27	13	0	9	.340
Totals		141	34	48	27	9	1	2	65	22	0	7	2	12	4	5	0	24	111	36	6	49	.340

**2019 Baylor Bears Baseball
Team Game-by-Game for Baylor (as of Feb 18, 2019)
Pitching (All games)**

Date	Opponent	ip	h	r	er	bb	so	2b	3b	hr	wp	bk	hbp	dp	ibb	score	w-l	sv	era
Feb 15	HOLY CROSS	9.0	5	0	0	1	11	0	0	0	1	0	2	0	0	12-0	1-0	0	0.00
Feb 16	HOLY CROSS	10.0	9	5	4	7	14	1	0	1	0	0	2	1	0	8-5	2-0	0	1.89
Feb 16	HOLY CROSS	9.0	7	5	3	5	11	3	1	0	1	0	0	0	0	8-5	3-0	1	2.25
Feb 17	HOLY CROSS	9.0	4	1	1	5	11	0	0	0	1	0	0	0	0	6-1	4-0	1	1.95
Totals		37.0	25	11	8	18	47	4	1	1	3	0	4	1	0	34-11	4-0	1	1.95

TEAM GAME HIGHS

TEAM GAME HIGHS

Batting

At bats:	42	-	vs Holy Cross (Feb 16, 2019)
Runs scored:	12	-	vs Holy Cross (Feb 15, 2019)
Hits:	15	-	vs Holy Cross (Feb 16, 2019)
RBI's:	8	-	vs Holy Cross (Feb 16, 2019)
Doubles:	3	-	vs Holy Cross (Feb 17, 2019)
Triples:	1	-	vs Holy Cross (Feb 16, 2019)
Home runs:	1	-	vs Holy Cross (Feb 16, 2019)
	1	-	vs Holy Cross (Feb 17, 2019)
Total bases:	20	-	vs Holy Cross (Feb 16, 2019)
Walks:	10	-	vs Holy Cross (Feb 15, 2019)
Strikeouts:	9	-	vs Holy Cross (Feb 16, 2019)
Sac hits:	2	-	vs Holy Cross (Feb 17, 2019)
Sac flies:	2	-	vs Holy Cross (Feb 15, 2019)
	2	-	vs Holy Cross (Feb 16, 2019)
Stolen bases:	4	-	vs Holy Cross (Feb 16, 2019)
Hit by pitch:	5	-	vs Holy Cross (Feb 15, 2019)
Caught stealing:	1	-	vs Holy Cross (Feb 15, 2019)
	1	-	vs Holy Cross (Feb 16, 2019)
Runners LOB:	15	-	vs Holy Cross (Feb 16, 2019)

Fielding

Putouts:	30	-	vs Holy Cross (Feb 16, 2019)
Assists:	15	-	vs Holy Cross (Feb 16, 2019)
Errors:	4	-	vs Holy Cross (Feb 16, 2019)
Passed balls:	1	-	vs Holy Cross (Feb 17, 2019)
DPs turned:	1	-	vs Holy Cross (Feb 16, 2019)

Pitching

Innings pitched:	10.0	-	vs Holy Cross (Feb 16, 2019)
Runs allowed:	5	-	vs Holy Cross (Feb 16, 2019)
	5	-	vs Holy Cross (Feb 16, 2019)
Earned runs:	4	-	vs Holy Cross (Feb 16, 2019)
Walks allowed:	7	-	vs Holy Cross (Feb 16, 2019)
Strikeouts:	14	-	vs Holy Cross (Feb 16, 2019)
Hits allowed:	9	-	vs Holy Cross (Feb 16, 2019)
Doubles allowed:	3	-	vs Holy Cross (Feb 16, 2019)
Triples allowed:	1	-	vs Holy Cross (Feb 16, 2019)
Homers allowed:	1	-	vs Holy Cross (Feb 16, 2019)
Wild pitches:	1	-	vs Holy Cross (Feb 15, 2019)
	1	-	vs Holy Cross (Feb 16, 2019)
	1	-	vs Holy Cross (Feb 17, 2019)
Hit batters:	2	-	vs Holy Cross (Feb 15, 2019)
	2	-	vs Holy Cross (Feb 16, 2019)

TEAM GAME HIGHS

INDIVIDUAL GAME HIGHS

Batting

At bats:	6	-	Loftin, Nick vs Holy Cross (Feb 16, 2019)
Runs scored:	3	-	Wendzel, Davis vs Holy Cross (Feb 15, 2019)
	3	-	Bertelsman, Ryan vs Holy Cross (Feb 16, 2019)
	3	-	Cunningham, Richard vs Holy Cross (Feb 16, 2019)
Hits:	5	-	Cunningham, Richard vs Holy Cross (Feb 16, 2019)
RBI's:	3	-	Bertelsman, Ryan vs Holy Cross (Feb 16, 2019)
Doubles:	2	-	Cunningham, Richard vs Holy Cross (Feb 16, 2019)
Triples:	1	-	Cunningham, Richard vs Holy Cross (Feb 16, 2019)
Home runs:	1	-	Bertelsman, Ryan vs Holy Cross (Feb 16, 2019)
	1	-	Downey, Davion vs Holy Cross (Feb 17, 2019)
Total bases:	9	-	Cunningham, Richard vs Holy Cross (Feb 16, 2019)
Walks:	2	-	(6 times)
Strikeouts:	2	-	(5 times)
Sac hits:	1	-	(4 times)
Sac flies:	1	-	(5 times)
Stolen bases:	2	-	Loftin, Nick vs Holy Cross (Feb 16, 2019)
	2	-	Haring, Cole vs Holy Cross (Feb 17, 2019)
Hit by pitch:	2	-	Downey, Davion vs Holy Cross (Feb 15, 2019)
Caught stealing:	1	-	Bertelsman, Ryan vs Holy Cross (Feb 15, 2019)
	1	-	Raguse, T.J. vs Holy Cross (Feb 16, 2019)
Runners LOB:	5	-	Cunningham, Richard vs Holy Cross (Feb 16, 2019)

Fielding

Putouts:	13	-	Wehsener, Chase vs Holy Cross (Feb 17, 2019)
Assists:	5	-	Loftin, Nick vs Holy Cross (Feb 16, 2019)
	5	-	Wendzel, Davis vs Holy Cross (Feb 17, 2019)
Errors:	2	-	Bissonette, Josh vs Holy Cross (Feb 16, 2019)
Passed balls:	1	-	Harper, Kyle vs Holy Cross (Feb 17, 2019)

Pitching

Innings pitched:	7.0	-	Kettler, Hayden vs Holy Cross (Feb 15, 2019)
Runs allowed:	3	-	Thomas, Tyler vs Holy Cross (Feb 16, 2019)
	3	-	Dickens, Paul vs Holy Cross (Feb 16, 2019)
Earned runs:	3	-	Dickens, Paul vs Holy Cross (Feb 16, 2019)
Walks allowed:	4	-	Needham, Anderson vs Holy Cross (Feb 17, 2019)
Strikeouts:	8	-	Kettler, Hayden vs Holy Cross (Feb 15, 2019)
Hits allowed:	5	-	Thomas, Tyler vs Holy Cross (Feb 16, 2019)
Doubles allowed:	2	-	Dickens, Paul vs Holy Cross (Feb 16, 2019)
Triples allowed:	1	-	Dickens, Paul vs Holy Cross (Feb 16, 2019)
Homers allowed:	1	-	Winston, Jimmy vs Holy Cross (Feb 16, 2019)
Wild pitches:	1	-	Gilbert, William vs Holy Cross (Feb 15, 2019)
	1	-	Dickens, Paul vs Holy Cross (Feb 16, 2019)
	1	-	Needham, Anderson vs Holy Cross (Feb 17, 2019)
Hit batters:	2	-	Kettler, Hayden vs Holy Cross (Feb 15, 2019)
	2	-	Thomas, Tyler vs Holy Cross (Feb 16, 2019)

RECORD WHEN...

Score by innings	1	2	3	4	5	6	7	8	9	EX	Total
Baylor	2	0	5	5	1	8	8	1	0	4	34
Opponents	0	1	4	0	4	1	0	0	0	1	11

Record when ...

Overall	4-0	After 6 leading	2-0
Conference	0-0 trailing	1-0
Non-Conference	4-0 tied	1-0
Home games	4-0	After 7 leading	3-0
Away games	0-0 trailing	0-0
Neutral site	0-0 tied	1-0
Day games	3-0	After 8 leading	3-0
Night games	1-0 trailing	0-0
vs Left starter	0-0 tied	1-0
vs Right starter	4-0		
1-Run games	0-0	Hit 0 home runs	2-0
2-Run games	0-0	... 1 home run	2-0
5+Run games	2-0	... 2+ home runs	0-0
Extra innings	1-0		
Shutouts	1-0	Opponent 0 home runs	3-0
	 1 home run	1-0
	 2+ HRs	0-0
Scoring 0-2 runs	0-0		
..... 3-5 runs	0-0		
..... 6-9 runs	3-0	Made 0 errors	2-0
..... 10+ runs	1-0	... 1 error	0-0
		... 2+ errors	2-0
Opponent 0-2 runs	2-0		
..... 3-5 runs	2-0	Opp. made 0 errors	1-0
..... 6-9 runs	0-0 1 error	0-0
..... 10+ runs	0-0 2+ errors	3-0
Scored in 1st inning	1-0	Out-hit opponent	4-0
Opp. scored in 1st	0-0	Out-hit by opponent	0-0
Scores first	2-0	Hits are tied	0-0
Opp. scores first	2-0		

Record when team scores:

Runs	0	1	2	3	4	5	6	7	8	9	10+
W-L	0-0	0-0	0-0	0-0	0-0	0-0	1-0	0-0	2-0	0-0	1-0

Record when opponent scores:

Runs	0	1	2	3	4	5	6	7	8	9	10+
W-L	1-0	1-0	0-0	0-0	0-0	2-0	0-0	0-0	0-0	0-0	0-0

Record when leading after:

Inn.	1	2	3	4	5	6	7	8
W-L	1-0	1-0	1-0	2-0	2-0	2-0	3-0	3-0

Record when trailing after:

Inn.	1	2	3	4	5	6	7	8
W-L	0-0	1-0	1-0	1-0	2-0	1-0	0-0	0-0

Record when tied after:

Inn.	1	2	3	4	5	6	7	8
W-L	3-0	2-0	2-0	1-0	0-0	1-0	1-0	1-0

Current winning streak: 4
 Longest winning streak: 4
 Longest losing streak: 0

Home attendance : 7489 (4 dates avg = 1872)
 Away attendance : 0 (0 dates avg = 0)
 Total attendance: 7489 (4 dates avg = 1872)

SEASON/CAREER STATS

2019 Baylor Bears Baseball
 Individual Season/Career Summary for Baylor (as of Feb 18, 2019)
 (All games Sorted by Batting avg)

Record: 4-0 Home: 4-0 Away: 0-0 Big 12: 0-0

Player	SEASON													CAREER												
	Avg	G-GS	AB	R	H	2B	3B	HR	RBI	BB	Hbp	SO	Sb-Att	Avg	G-GS	AB	R	H	2B	3B	HR	RBI	BB	Hbp	SO	Sb-Att
9 Downey, Dawon	.538	4-4	13	5	7	2	0	1	4	3	3	2	1-1	.240	4-4	50	9	12	2	0	3	8	8	3	18	6-6
3 Bertelsman, Ryan	.455	4-2	11	3	5	0	0	1	4	0	0	1	0-1	.357	7-2	14	3	5	0	0	1	4	0	0	3	0-1
33 Wendzel, Davis	.412	4-4	17	5	7	2	0	0	5	3	1	1	1-1	.312	54-51	170	39	53	9	2	8	35	33	5	23	1-3
21 Cunningham, Richard	.400	4-4	20	5	8	3	1	0	4	0	1	4	1-1	.302	104-100	368	75	111	27	9	10	59	30	19	76	6-8
2 Loftin, Nick	.389	4-4	18	5	7	1	0	0	4	2	0	0	2-2	.389	4-4	18	5	7	1	0	0	1	3	0	0	2-2
1 Haring, Cole	.385	4-3	13	5	5	0	0	0	4	2	1	2	2-2	.385	4-3	13	5	5	0	0	0	4	2	1	2	2-2
14 Bissonette, Josh	.364	4-4	11	2	4	0	0	0	3	4	2	2	0-0	.259	111-109	348	55	90	10	1	3	46	59	9	48	3-6
8 Harper, Kyle	.333	2-1	3	0	1	1	0	0	0	1	0	0	0-0	.333	2-1	3	0	1	1	0	0	0	0	1	0	0-0
23 Langellers, Shea	.231	3-3	13	2	3	0	0	0	1	3	0	4	0-0	.308	58-58	224	45	69	14	2	10	39	27	3	41	1-4
37 Wehsener, Chase	.083	4-2	12	2	1	0	0	0	0	1	0	3	0-0	.083	4-2	12	2	1	0	0	0	0	1	0	3	0-0
50 Mueller, Mack	.000	2-2	4	0	0	0	0	0	1	2	0	1	0-0	.000	2-2	4	0	0	0	0	0	1	2	0	1	0-0
45 Weaver, Cole	.000	2-2	3	0	0	0	0	0	0	0	2	1	0-0	.286	8-2	7	3	2	0	0	0	2	0	2	1	0-0
13 Seay, Hunter	.000	2-0	2	0	0	0	0	0	0	0	0	2	0-0	.231	11-2	13	3	3	0	0	0	0	2	0	5	0-0
11 Martinez, Ricky	.000	2-0	0	0	0	0	0	0	0	1	0	0	0-0	.000	2-0	0	0	0	0	0	0	0	1	0	0	0-0
20 Raguse, T.J.	.000	1-1	1	0	0	0	0	0	0	0	1	1	0-1	.277	86-74	260	45	72	13	0	2	41	50	3	49	8-12
Totals	.340	4-4	141	34	48	9	1	2	27	22	12	24	7-9	.340	4-4	141	34	48	9	1	2	27	22	12	24	7-9
Opponents	.188	4-4	133	11	25	4	1	1	8	18	4	47	3-5	.188	4-4	133	11	25	4	1	1	8	18	4	47	3-5

(All games Sorted by Earned run avg)

Player	SEASON													CAREER												
	ERA	W-L	App	GS	CG	Sho	Sv	IP	H	R	ER	BB	SO	ERA	W-L	App	GS	CG	Sho	Sv	IP	H	R	ER	BB	SO
28 Kettler, Hayden	0.00	1-0	1	1	0	0	0	7.0	4	0	0	1	8	2.82	4-0	20	5	0	0	0	44.2	41	19	14	20	35
10 Leckich, Ryan	0.00	1-0	2	0	0	0	3.1	1	0	0	0	3	3.18	1-0	9	0	0	0	0	11.1	11	5	4	2	7	
18 Bradford, Cody	0.00	0-0	1	1	0	0	2.1	1	2	0	1	3	4.83	6-3	36	16	0	0	3	91.1	91	66	49	42	86	
15 Hill, Kyle	0.00	1-0	2	0	0	0	2.0	1	0	0	2	2	4.06	5-7	47	8	0	0	1	88.2	86	48	40	61	87	
31 Caruso, Daniel	0.00	1-0	1	0	0	0	2.0	1	0	0	1	3	9.95	1-0	6	0	0	0	6.1	10	8	7	4	4		
2 Loftin, Nick	0.00	0-0	1	0	0	0	1.0	1	0	0	0	1	0.00	0-0	1	0	0	0	0	1.0	1	0	0	0	1	
55 Gilbert, William	0.00	0-0	1	0	0	0	1.0	1	0	0	0	2	0.00	0-0	1	0	0	0	0	1.0	1	0	0	0	2	
34 Needham, Anderson	1.93	0-0	1	1	0	0	4.2	2	1	1	4	6	1.93	0-0	1	1	0	0	0	4.2	2	1	1	4	6	
24 Winston, Jimmy	2.25	0-0	1	0	0	0	4.0	4	1	1	1	3	2.25	0-0	1	0	0	0	0	4.0	4	1	1	1	3	
41 Boyd, Luke	3.00	0-0	2	0	0	0	3.0	0	1	1	2	6	9.60	1-0	9	1	0	0	0	15.0	15	16	16	16	15	
16 Thomas, Tyler	6.00	0-0	1	1	0	0	3.0	5	3	2	3	6	6.00	0-0	1	1	0	0	0	3.0	5	3	3	3	6	
40 Dickens, Paul	7.36	0-0	1	0	0	0	3.2	4	3	3	3	4	7.36	0-0	1	0	0	0	0	3.2	4	3	3	3	4	
Totals	1.95	4-0	4	4	0	1	37.0	25	11	8	18	47	1.95	4-0	4	4	0	1	0	37.0	25	11	8	18	47	
Opponents	7.22	0-4	4	4	0	0	33.2	48	34	27	22	24	7.22	0-4	4	4	0	0	0	33.2	48	34	27	22	24	



30 - JACOB ASHKINOS

RHP • R/R • 6-1 • 225 • R-SO • 1L

ALEDO, TEXAS

(ALEDO HS)

2018 SEASON HIGHS

Relief Innings: 3.0 (2-18 vs. HBU)

Starter Innings: 4.0 (3x, last 3-25 vs. KU)

Strikeouts: 9 (3-20 at DBU)

Scoreless Appearance Streak: N/A

Winning Streak: N/A

CAREER GAME HIGHS

Relief Innings: 3.0 (2-18-18 vs. HBU)

Starter Innings: 4.0 (3x, last 3-25-18 vs. KU)

Strikeouts: 9 (3-20-18 at DBU)

Scoreless Appearance Streak: N/A

Winning Streak: N/A

2018 GAME-BY-GAME

#30 Ashkinos, Jacob - 10 appearances (All games)

Date	Opponent	GS	IP	H	R	ER	BB	SO	2B	3B	HR	WP	BK	HBP	IBB	Score	W-L	Sv	ERA	NP
Feb 18	HOUSTON BAPTIST		3.0	0	0	0	2	2	0	0	0	0	0	0	0	6-3	0-0	0	0.00	39
Feb 23	at UCLA		2.0	3	3	3	4	2	2	0	0	1	0	0	0	2-5	0-1	0	5.40	61
Feb 25	at UCLA		0.1	1	1	1	0	0	0	1	0	0	0	0	0	0-3	0-1	0	6.75	8
Mar 3	vs Texas A&M		0.1	1	0	0	1	0	0	0	0	0	0	0	0	4-5	0-1	0	6.35	15
Mar 06	at UT Arlington	*	2.1	4	1	1	0	2	1	1	0	1	0	0	0	9-1	0-1	0	5.62	48
Mar 13	SAM HOUSTON STAT	*	4.0	5	2	2	2	6	0	0	0	0	0	0	0	2-7	0-1	0	5.25	66
Mar 18	TEXAS TECH		2.0	0	0	0	0	2	0	0	0	0	0	0	0	4-11	0-1	0	4.50	21
Mar 20	at DBU		4.0	1	0	0	3	9	0	0	0	1	0	0	0	5-2	0-1	0	3.50	79
Mar 25	KANSAS		4.0	4	4	2	3	3	1	0	1	0	0	0	0	5-8	0-1	0	3.68	70
Mar 31	at Oklahoma	*	3.2	7	6	6	3	1	3	0	2	0	0	1	0	1-6	0-2	0	5.26	88
Totals		3	25.2	26	17	15	18	27	7	2	3	3	0	1	0	38-51	0-2	0	5.26	-

ASHKINOS CAREER STATS

Season	ERA	W-L	APP-GS	CG	SHO	SV	IP	H	R	ER	BB	SO	2B	3B	HR	BF	B/AVG	WP	HBP	BK	SFA	SHA
2018	5.26	0-2	10-3	0	0	0	25.2	26	17	15	18	27	7	2	3	121	.257	3	1	0	1	0
CAREER	5.26	0-2	10-3	0	0	0	25.2	26	17	15	18	27	7	2	3	121	.257	3	1	0	1	0



2019 GAME-BY-GAME

#3 Bertelsman, Ryan - 4 games (All games)

Date	Opponent	Pos	AB	R	H	RBI	2B	3B	HR	BB	SB	CS	HBP	SAC	SF	GDP	K	PO	A	E	Avg	
Feb 15	HOLY CROSS	ph	1	0	1	0	0	0	0	0	0	1	0	0	0	0	0	0	0	0	0	1.000
Feb 16	HOLY CROSS-1	ph/dh	4	3	3	3	0	0	1	0	0	0	0	0	0	0	0	0	0	0	0	.800
Feb 16	HOLY CROSS-2	*dh	3	0	0	1	0	0	0	0	0	0	0	0	1	0	0	1	0	0	0	.500
Feb 17	HOLY CROSS	*dh	3	0	1	0	0	0	0	0	0	0	0	1	0	0	0	0	0	0	0	.455
Totals		2gs	11	3	5	4	0	0	1	0	0	1	0	1	1	0	1	0	0	0	0	.455

On base pct. .417 • Slugging pct. .727

3 — RYAN BERTELSMAN

OF • R/R • 6-0 • 195 • R-SO • 1L

FRIENDSWOOD, TEXAS

(FRIENDSWOOD HS)


2019 SEASON HIGHS

- Hits: 3 vs. Holy Cross (2/16/19)
- Runs: 3 vs. Holy Cross (2/16/19)
- Doubles: N/A
- Triples: N/A
- Homers: 1 vs. Holy Cross (2/16/19)
- Total Bases: 6 vs. Holy Cross (2/16/19)
- RBI: 3 vs. Holy Cross (2/16/19)
- Walks: N/A
- Steals: N/A
- Hitting Streak: 2 games (2/15-2/16)
- On-Base Streak: 2 games (2/15-2/16)

CAREER HIGHS

- Hits: 3 vs. Holy Cross (2/16/19)
- Runs: 3 vs. Holy Cross (2/16/19)
- Doubles: N/A
- Triples: N/A
- Homers: 1 vs. Holy Cross (2/16/19)
- Total Bases: 6 vs. Holy Cross (2/16/19)
- RBI: 3 vs. Holy Cross (2/16/19)
- Walks: N/A
- Steals: N/A
- Hitting Streak: 2 games (2/15-2/16/19)
- On-Base Streak: 2 games (2/15-2/16/19)

BERTELSMAN'S CAREER STATS																						
Season	AVG.	GP-GS	AB	R	H	2B	3B	HR	RBI	SLG%	BB	HBP	SO	GDP	OB%	SF	SH	SB	PO	A	E	FLD%
2017	.000	3-0	3	0	0	0	0	0	0	.000	0	0	2	0	.000	0	0	0	0	0	0	.000
2019	.455	4-2	11	3	5	0	0	1	4	.727	0	0	1	0	.417	1	1	0	0	0	0	.000
CAREER	.357	7-2	14	3	5	0	0	1	4	.571	0	0	3	0	.333	1	1	0	0	0	0	.000



14 — JOSH BISSONETTE

IF • R/R • 6-0 • 185 • SR • 3L
 ANAHEIM HILLS, CALIF.
 (ORANGE LUTHERAN HS)

2018 SEASON HIGHS

Hits: 3 (4x, last 4-18 vs. UAPB)
 Runs: 2 (8x, last 5-26 vs. OU)
 Doubles: 1 (9x, last 4-29 at KSU)
 Triples: 1 (5-9 vs. PVAMU)
 Homers: 1 (6x, last 5-24 vs. Kansas)
 Total Bases: 6 (3-26 vs. PVAMU)
 RBI: 5 (5-8 vs. PVAMU)
 Walks: 2 (3x, last 5-12 vs. OSU)
 Steals: 1 (3-11 vs. GW)
 Hitting Streak: 5 (April 27-May 11)
 On-Base Streak: 10 (April 27-May 18)

CAREER HIGHS

Hits: 4 (3-26-16 at DBU)
 Runs: 3 (3-26-16 at DBU)
 Doubles: 2 (5-16-17 at UTSA)
 Triples: 1 (2x, last 5-9-18 vs. PVAMU)
 Homers: 2 (3-26-16 at DBU)
 Total Bases: 11 (3-26-16 at DBU)
 RBI: 5 (5-8-18 vs. PVAMU)
 Walks: 3 (2x, last 2-18-17 vs. Niagara)
 Steals: 1 (4x, last 3-11-18 vs. GW)
 Hitting Streak: 6 (April 25-May 12, 2017)
 On-Base Streak: 14 (March 13-April 8, 2016)

2019 GAME-BY-GAME

#14 Bissonette, Josh - 4 games (All games)

Date	Opponent	Pos	AB	R	H	RBI	2B	3B	HR	BB	SB	CS	HBP	SAC	SF	GDP	K	PO	A	E	Avg
Feb 15	HOLY CROSS	*2b	3	0	0	1	0	0	0	0	0	0	1	0	1	0	0	2	0	0	.000
Feb 16	HOLY CROSS-1	*2b	2	1	2	1	0	0	0	2	0	0	0	1	0	0	0	1	2	1	.400
Feb 16	HOLY CROSS-2	*2b	3	0	0	0	0	0	0	1	0	0	1	0	0	0	2	3	1	2	.250
Feb 17	HOLY CROSS	*2b	3	1	2	1	0	0	0	1	0	0	0	0	0	0	0	1	3	0	.364
Totals		4gs	11	2	4	3	0	0	0	4	0	0	2	1	1	0	2	7	6	3	.364

On base pct. .556 • Slugging pct. .364

BISSONETTE'S CAREER STATS

Season	AVG.	GP-GS	AB	R	H	2B	3B	HR	RBI	SLG%	BB	HBP	SO	GDP	OB%	SF	SH	SB	PO	A	E	FLD%
2016	.236	52-52	157	28	37	3	0	3	22	.312	29	5	21	3	.366	3	7	1	76	142	8	.965
2017	.272	55-53	180	25	49	7	1	0	21	.322	26	2	25	1	.370	0	10	2	117	128	6	.907
2018	.269	57-57	193	32	52	10	1	7	39	.440	27	7	33	7	.374	3	6	2	100	134	4	.983
2019	.364	4-4	11	2	4	0	0	0	3	.364	4	2	2	0	.556	1	1	0	7	6	3	.813
CAREER	.262	168-166	541	87	142	20	2	10	85	.362	86	16	81	11	.375	7	24	5	300	410	21	.971



2019 GAME-BY-GAME

#41 Boyd, Luke - 2 appearances (All games)

Date	Opponent	GS	IP	H	R	ER	BB	SO	2B	3B	HR	WP	BK	HBP	IBB	Score	W-L	Sv	ERA	NP
Feb 16	HOLY CROSS-1		2.0	0	1	1	1	4	0	0	0	0	0	0	0	8-5	0-0	0	4.50	30
Feb 17	HOLY CROSS		1.0	0	0	0	1	2	0	0	0	0	0	0	0	6-1	0-0	0	3.00	22
Totals		0	3.0	0	1	1	2	6	0	0	0	0	0	0	0	14-6	0-0	0	3.00	-

41 — LUKE BOYD

RHP • R/R • 6-2 • 180 • JR • 2L

OJAI, CALIF.
(NORDHOFF HS)

2019 SEASON HIGHS

Relief Innings: 2.0 (vs. Holy Cross 2/16)
 Starter Innings: N/A
 Strikeouts: 4 (vs. Holy Cross 2/16)
 Scoreless Appearance Streak: 1 game (2/17)
 Winning Streak: N/A

CAREER HIGHS

Relief Innings: 2.2 (3-17-17 vs. WVU)
 Starter Innings: 5.0 (2-20-17 vs. Nevada)
 Strikeouts: 4, 2x (2-16-19 vs. Holy Cross, 4-18-18 vs. UAPB)
 Scoreless Appearance Streak: 1 game (2/17/19)
 Winning Streak: N/A

BOYD'S CAREER STATS																						
Season	ERA	W-L	APP-GS	CG	SHO	SV	IP	H	R	ER	BB	SO	2B	3B	HR	BF	B/AVG	WP	HBP	BK	SFA	SHA
2017	11.25	1-0	7-1	0	0	0	12.0	15	15	15	14	9	2	1	1	61	.333	0	1	0	0	1
2018	6.97	0-1	9-0	0	0	0	10.1	16	8	8	6	8	3	0	0	52	.390	1	2	1	0	3
2019	3.00	0-0	2-0	0	0	0	3.0	0	1	1	2	6	0	0	0	11	.000	0	0	0	0	0
CAREER	8.53	1-1	18-1	0	0	0	25.1	31	24	24	22	23	5	1	1	124	.326	1	3	1	0	4



18 — CODY BRADFORD

LHP • L/L • 6-3 • 195 • JR • 2L

ALEDO, TEXAS

(ALEDO HS)

2019 SEASON HIGHS

Relief Innings: N/A

Starter Innings: 2.1 vs. Holy Cross (2/16)

Strikeouts: 3 vs. Holy Cross (2/16)

Scoreless Appearance Streak: 1 game

Winning Streak: N/A

CAREER HIGHS

Relief Innings: N/A

Starter Innings: 9.0 (2x, last 4-27-18 at KSU)

Strikeouts: 10 (2x, last 5-11-18 vs. OSU)

Scoreless Appearance Streak: N/A

Winning Streak: N/A

2019 GAME-BY-GAME

#18 Bradford, Cody - 1 appearance (All games)

Date	Opponent	GS*	IP	H	R	ER	BB	SO	2B	3B	HR	WP	BK	HBP	IBB	Score	W-L	Sv	ERA	NP
Feb 16	HOLY CROSS-2	1	2.1	1	2	0	1	3	0	0	0	0	0	0	0	8-5	0-0	0	0.00	34
Totals		1	2.1	1	2	0	1	3	0	0	0	0	0	0	0	8-5	0-0	0	0.00	-

BRADFORD'S CAREER STATS																						
Season	ERA	W-L	APP-GS	CG	SHO	SV	IP	H	R	ER	BB	SO	2B	3B	HR	BF	B/AVG	WP	HBP	BK	SFA	SHA
2017	5.52	5-5	15-14	0	0	0	73.1	89	45	45	20	43	17	2	13	317	.309	1	4	1	2	2
2018	2.51	7-6	14-14	2	2	0	96.2	85	29	27	26	87	17	2	3	388	.240	3	3	0	2	3
2019	0.00	0-0	1-1	0	0	0	2.1	1	2	0	1	3	0	0	0	10	.125	0	0	0	0	1
CAREER	3.76	13-11	30-29	2	2	0	172.1	175	76	72	47	133	34	4	16	715	.269	4	7	1	4	6



2019 GAME-BY-GAME

#31 Caruso, Daniel - 1 appearance (All games)

Date	Opponent	GS	IP	H	R	ER	BB	SO	2B	3B	HR	WP	BK	HBP	IBB	Score	W-L	Sv	ERA	NP
Feb 16	HOLY CROSS-2		2.0	1	0	0	1	3	1	0	0	0	0	0	0	8-5	1-0	0	0.00	37
Totals		0	2.0	1	0	0	1	3	1	0	0	0	0	0	0	8-5	1-0	0	0.00	-

31 — DANIEL CARUSO

RHP • R/R • 6-0 • 160 • R-SO • RS
 LOS ANGELES, CALIF.
 (LOYOLA HS)

SEASON HIGHS

Relief Innings: 2.0 (vs. Holy Cross 2/16)
 Starter Innings: N/A
 Strikeouts: 3 vs. Holy Cross 2/16
 Scoreless Appearance Streak: 1 game
 Winning Streak: 1 game (2/16)

CAREER HIGHS

Relief Innings: 2.0, 2x, (2/16/19 vs. Holy Cross, 3-28-17 vs. UTSA)
 Starter Innings: N/A
 Strikeouts: 3 vs. Holy Cross 2/16/19
 Scoreless Appearance Streak: 1 game
 Winning Streak: 1 game (2/16/19)

CARUSO'S CAREER STATS

Season	ERA	W-L	APP-GS	CG	SHO	SV	IP	H	R	ER	BB	SO	2B	3B	HR	BF	B/AVG	WP	HBP	BK	SFA	SHA
2017	14.54	0-0	5-0	0	0	0	4.1	9	8	7	3	1	0	0	2	26	.450	1	2	0	1	0
2019	0.00	1-0	1-0	0	0	0	2.0	1	0	0	1	3	1	0	0	8	.143	0	0	0	0	0
CAREER	9.95	1-0	6-0	0	0	0	6.1	10	8	7	4	4	0	0	2	34	.370	1	2	0	1	0



21 — RICHARD CUNNINGHAM

OF • L/L • 5-10 • 195 • SR • 3L

AUSTIN, TEXAS

(STEPHEN F. AUSTIN HS)

2019 SEASON HIGHS

- Hits: 5 (2/16 vs. Holy Cross)
- Runs: 3 (2/16 vs. Holy Cross)
- Doubles: 2 (2/16 vs. Holy Cross)
- Triples: 1 (2/16 vs. Holy Cross)
- Homers: N/A
- Total Bases: 9 (2/16 vs. Holy Cross)
- RBI: 2 (2/16 vs. Holy Cross)
- Walks: N/A
- Steals: 1 (2/16 vs. Holy Cross)
- Hitting Streak: 1 game, twice
- On-Base Streak: 1 game

Date	Opponent	Pos	AB	R	H	RBI	2B	3B	HR	BB	SB	CS	HBP	SAC	SF	GDP	K	PO	A	E	Avg
Feb 16	HOLY CROSS-1	*of	5	0	1	0	0	0	0	0	0	0	0	0	1	0	2	2	0	0	.300
Feb 16	HOLY CROSS-2	*of	5	3	5	2	2	1	0	0	1	0	0	0	0	0	0	4	0	0	.533
Feb 17	HOLY CROSS	*of	5	0	0	1	0	0	0	0	0	0	0	0	0	0	1	0	0	0	.400
Totals		4gs	20	5	8	4	3	1	0	0	1	0	1	0	1	0	4	7	0	0	.400

Doubles: 3 (2-28-17 vs. UAPB)

Triples: 1 (11x, last 2-16-19 vs. Holy Cross)

Homers: 2 (4-6-18 at UT)

Total Bases: 11 (4-6-18 at UT)

RBI: 8 (2-27-16 vs. Stony Brook)

Walks: 3 (2x, 2-26-17 vs. South Alabama)

Steals: 1 (10x, last 5-23-18 vs. OU)

Hitting Streak: 13 (May 10, 2017-Feb. 16, 2018)

On-Base Streak: 15 (March 18-April 9, 2016)

2019 GAME-BY-GAME

#21 Cunningham, Richard - 4 games (All games)

Date	Opponent	Pos	AB	R	H	RBI	2B	3B	HR	BB	SB	CS	HBP	SAC	SF	GDP	K	PO	A	E	Avg
Feb 15	HOLY CROSS	*of	5	2	3	0	1	0	0	0	0	0	1	0	0	0	1	1	0	0	.600
Feb 16	HOLY CROSS-1	*of	5	0	0	1	0	0	0	0	0	0	0	0	1	0	2	2	0	0	.300
Feb 16	HOLY CROSS-2	*of	5	3	5	2	2	1	0	0	1	0	0	0	0	0	0	4	0	0	.533
Feb 17	HOLY CROSS	*of	5	0	0	1	0	0	0	0	0	0	0	0	0	0	1	0	0	0	.400
Totals		4gs	20	5	8	4	3	1	0	0	1	0	1	0	1	0	4	7	0	0	.400

On base pct. .409 • Slugging pct. .650

**2019 Baylor Bears Baseball
Individual Game-by-Game for Baylor (as of Feb 18, 2019)**

#21 Cunningham, Richard - 4 games (All games)

Date	Opponent	Pos	AB	R	H	RBI	2B	3B	HR	BB	SB	CS	HBP	SAC	SF	GDP	K	PO	A	E	Avg
Feb 16	HOLY CROSS-1	*of	5	2	3	0	1	0	0	0	0	0	1	0	0	0	1	1	0	0	.600
Feb 16	HOLY CROSS-2	*of	5	0	0	1	0	0	0	0	0	0	0	0	1	0	2	2	0	0	.300
Feb 16	HOLY CROSS-2	*of	5	3	5	2	2	1	0	0	1	0	0	0	0	0	0	4	0	0	.533
Feb 17	HOLY CROSS	*of	5	0	0	1	0	0	0	0	0	0	0	0	0	0	1	0	0	0	.400
Totals		4gs	20	5	8	4	3	1	0	0	1	0	1	0	1	0	4	7	0	0	.400

CUNNINGHAM'S CAREER STATS

Season	AVG.	GP-GS	AB	R	H	2B	3B	HR	RBI	SLG%	BB	HBP	SO	GDP	OB%	SF	SH	SB	PO	A	E	FLD%
2016	.287	52-51	178	40	51	9	5	5	26	.478	19	11	35	1	.386	2	4	3	120	10	1	.993
2017	.306	48-45	170	30	52	15	3	5	29	.518	11	7	37	0	.365	4	1	2	127	7	4	.971
2018	.342	55-55	225	45	77	14	2	9	38	.542	11	9	43	2	.396	0	4	6	5	0	1	.33
2019	.400	4-4	20	5	8	3	1	0	4	.650	0	1	4	0	.409	1	0	1	7	0	0	1.000
CAREER	.317	159-155	593	120	188	41	11	19	97	.519	41	28	119	3	.384	7	9	12	259	17	6	.979



2019 GAME-BY-GAME

#9 Downey, Davion - 4 games (All games)

Date	Opponent	Pos	AB	R	H	RBI	2B	3B	HR	BB	SB	CS	HBP	SAC	SF	GDP	K	PO	A	E	Avg
Feb 15	HOLY CROSS	*of	1	2	1	0	0	0	0	2	0	0	2	0	0	0	0	2	0	0	1.000
Feb 16	HOLY CROSS-1	*of	5	1	2	1	1	0	0	0	0	0	1	0	0	0	2	2	0	0	.500
Feb 16	HOLY CROSS-2	*of	4	0	2	1	0	0	0	1	1	0	0	0	0	0	0	2	0	1	.500
Feb 17	HOLY CROSS	*of	3	2	2	2	1	0	1	0	0	0	0	1	0	0	0	1	0	0	.538
Totals		4gs	13	5	7	4	2	0	1	3	1	0	3	1	0	0	2	7	0	1	.538

On base pct. .684 • Slugging pct. .923

9 — DAVION DOWNEY

OF • L/L • 6-0 • 200 • SO • 1L

BOWLING GREEN, KY
(WARREN EAST HS)

20198 SEASON HIGHS

- Hits: 2, 2x, last 2/17 vs. Holy Cross
- Runs: 2, 2x, last 2/17 vs. Holy Cross
- Doubles: 1, 2x, last 2/17 vs. Holy Cross
- Triples: N/A
- Homers: 1 (2/17 vs. Holy Cross)
- Total Bases: 6 (2/17 vs. Holy Cross)
- RBI: 2 (2/17 vs. Holy Cross)
- Walks: 2 (2/17 vs. Holy Cross)
- Steals: 1 (2/16 vs. Holy Cross)
- Hitting Streak: 4 (Feb. 15-Feb. 17)
- On-Base Streak: 4 (Feb. 15-Feb. 17)

CAREER HIGHS

- Hits: 5 (4-27-18 at KSU)
- Runs: 3, 2x, (6-2-18 vs. Wright St.), (5-26-18 vs. OU)
- Doubles: 2 (4-27-18 at KSU)
- Triples: 1 (3-6-18 at UTA)
- Homers: 1 (5x, last 2/17/19 vs. Holy Cross)
- Total Bases: 10 (4-27-18 at KSU)
- RBI: 4 (4-24-18 at TXST)
- Walks: 3 (5-26-18 vs. OU)
- Steals: 1 (3-17-18 vs. TTU)
- Hitting Streak: 4, 2x (last Feb. 15-Feb. 17)
- On-Base Streak: 13 (April 15-May 12, 2018)

DOWNEY'S CAREER STATS																						
Season	AVG.	GP-GS	AB	R	H	2B	3B	HR	RBI	SLG%	BB	HBP	SO	GDP	OB%	SF	SH	SB	PO	A	E	FLD%
2018	.274	55-53	179	31	49	10	1	4	33	.408	31	9	33	0	.399	4	5	1	117	2	2	.983
2017	.538	4-4	13	5	7	2	0	1	4	.923	3	3	2	0	.684	0	1	1	7	0	1	.875
CAREER	.292	59-57	192	36	56	12	1	5	37	.443	34	12	35	0	.421	4	6	2	124	2	3	.977



1 — COLE HARING

OF • R/R • 5-10 • 185 • SR • 1L

KATY, TEXAS

(KATY HS/MCLENNAN CC)

2019 SEASON HIGHS

Hits: 2 vs. Holy Cross 2/17
 Runs: 2, 2x, (last 2/16 vs. Holy Cross)
 Doubles: N/A
 Triples: N/A
 Homers: N/A
 Total Bases: 3 (2/16 vs. Holy Cross)
 RBI: 2 (2/15 vs. Holy Cross)
 Walks: 2 (2/16 vs. Holy Cross)
 Steals: 2 (2/17 vs. Holy Cross)
 Hitting Streak: 4 (Feb. 15-pres)
 On-Base Streak: 4 (Feb. 15-pres)

CAREER STATS

Hits: 3 (2X, last 5-23-18 vs. OU)
 Runs: 2 (12x, last 2/16/19 vs. Holy Cross)
 Doubles: 1 (13x, last 5-19-18 at WVU)
 Triples: 1 (2x, last 5-8-18 vs. PVAMU)
 Homers: 2 (4-13-18 at Memphis)
 Total Bases: 8 (4-13-18 at Memphis)
 RBI: 5 (4-24-18 at TXST)
 Walks: 2 (3x, last 2/16/19 vs. Holy Cross)
 Steals: 2 (2/17/19 vs. Holy Cross)
 Hitting Streak: 8 (March 24-April 3, 2018)
 On-Base Streak: 11 (March 24-April 8, 2018)

2019 GAME-BY-GAME

#1 Haring, Cole - 4 games (All games)

Date	Opponent	Pos	AB	R	H	RBI	2B	3B	HR	BB	SB	CS	HBP	SAC	SF	GDP	K	PO	A	E	Avg
Feb 15	HOLY CROSS	*of	4	2	1	2	0	0	0	0	0	0	0	0	0	0	1	2	0	0	.250
Feb 16	HOLY CROSS-1	ph/of	3	0	2	1	0	0	0	0	0	0	0	0	0	0	1	0	0	0	.429
Feb 16	HOLY CROSS-2	*of	3	2	1	0	0	0	0	2	0	0	0	0	0	0	0	0	0	0	.400
Feb 17	HOLY CROSS	*of	3	1	1	1	0	0	0	0	2	0	1	0	0	0	2	4	0	0	.385
Totals		3gs	13	5	5	4	0	0	0	2	2	0	1	0	0	0	2	4	0	0	.385

On base pct. .500 • Slugging pct. .385

HARING'S CAREER STATS																						
Season	AVG.	GP-GS	AB	R	H	2B	3B	HR	RBI	SLG%	BB	HBP	SO	GDP	OB%	SF	SH	SB	PO	A	E	FLD%
2018	.255	56-56	216	40	55	13	2	7	32	.431	17	5	62	1	.322	1	3	4	140	3	6	.960
2019	.385	4-3	13	5	5	0	0	0	4	.385	2	1	2	0	.500	0	0	2	4	0	0	1.000
CAREER	.262	60-59	229	45	60	13	2	7	36	.428	19	6	64	1	.333	1	3	6	144	3	6	.961



2019 GAME-BY-GAME

#15 Hill, Kyle - 2 appearances (All games)

Date	Opponent	GS	IP	H	R	ER	BB	SO	2B	3B	HR	WP	BK	HBP	IBB	Score	W-L	Sv	ERA	NP
Feb 16	HOLY CROSS-1		1.0	0	0	0	2	1	0	0	0	0	0	0	0	8-5	1-0	0	0.00	27
Feb 16	HOLY CROSS-2		1.0	1	0	0	0	1	0	0	0	0	0	0	0	8-5	1-0	1	0.00	16
Totals		0	2.0	1	0	0	2	2	0	0	0	0	0	0	0	16-10	1-0	1	0.00	-

15 — KYLE HILL

RHP • R/R • 5-11 • 195 • SR • 3L

CORPUS CHRISTI, TEXAS

CALALLEN HS

SEASON HIGHS

Relief Innings: 1.0, 2x (last 2/16 vs. Holy Cross)

Starter Innings: N/A

Strikeouts: 1, 2x (last 2/16 vs. Holy Cross)

Scoreless Appearance Streak: 2 (Feb. 15-pres)

Winning Streak: 1 game

CAREER HIGHS

Relief Innings: 5.1 (3-13-16 vs. NMSU)

Starter Innings: 7.0 (4-3-16 vs. Kansas)

Strikeouts: 7 (3-13-16 vs. NMSU)

Scoreless Appearance Streak: 5 (March 3-15, 2017)

Winning Streak: N/A

HILL'S CAREER STATS																						
Season	ERA	W-L	APP-GS	CG	SHO	SV	IP	H	R	ER	BB	SO	2B	3B	HR	BF	B/AVG	WP	HBP	BK	SFA	SHA
2016	5.28	1-4	15-8	0	0	0	44.1	49	29	26	27	31	10	3	4	208	.283	3	0	2	2	6
2017	2.98	3-3	30-0	0	0	0	42.1	36	19	14	32	54	5	1	2	193	.235	5	1	1	3	4
2018	2.62	4-1	25-3	0	0	1	55.0	36	20	16	32	47	5	2	4	234	.185	0	1	2	1	5
2019	0.00	1-0	2-0	0	0	1	2.0	1	0	0	2	2	0	0	0	9	.167	0	0	0	1	0
CAREER	3.51	9-8	72-11	0	0	2	143.2	122	68	56	93	134	20	6	10	644	.231	8	2	5	7	15



28 — HAYDEN KETTLER

RHP • R/R • 6-2 • 190 • JR • 2L
 COPPELL, TEXAS
 (COPPELL HS)

SEASON HIGHS

Relief Innings: N/A
 Starter Innings: 7.0 (2/15 vs. Holy Cross)
 Strikeouts: 8 (2/15 vs. Holy Cross)
 Scoreless Appearance Streak: N/A
 Winning Streak: N/A

CAREER HIGHS

Relief Innings: 3.2 (4-5-17 vs. Lamar)
 Starter Innings: 7.0 (4x, last 2-15-19 vs. Holy Cross)
 Strikeouts: 8 (2/15 vs. Holy Cross)
 Scoreless Appearance Streak: 3 (April 14-21, 2017)
 Winning Streak: N/A

2019 GAME-BY-GAME

#28 Kettler, Hayden - 1 appearance (All games)

Date	Opponent	GS	IP	H	R	ER	BB	SO	2B	3B	HR	WP	BK	HBP	IBB	Score	W-L	Sv	ERA	NP
Feb 15	HOLY CROSS	*	7.0	4	0	0	1	8	0	0	0	0	0	2	0	12-0	1-0	0	0.00	86
Totals		1	7.0	4	0	0	1	8	0	0	0	0	0	2	0	12-0	1-0	0	0.00	-

KETTLER'S CAREER STATS																						
Season	ERA	W-L	APP-GS	CG	SHO	SV	IP	H	R	ER	BB	SO	2B	3B	HR	BF	B/AVG	WP	HBP	BK	SFA	SHA
2017	3.35	3-0	19-4	0	0	0	37.2	37	19	14	19	27	9	0	4	164	.266	1	3	0	1	1
2018	3.81	8-4	16-16	0	0	0	87.1	84	51	37	36	56	17	2	10	384	.254	5	10	0	3	4
2019	0.00	1-0	1-1	0	0	0	7.0	4	0	0	1	8	0	0	0	28	.160	0	2	0	0	0
CAREER	3.48	12-4	36-21	0	0	0	132	125	70	51	56	91	26	2	14	576	.255	6	15	0	4	5



2019 GAME-BY-GAME

#23 Langeliers, Shea - 3 games (All games)

Date	Opponent	Pos	AB	R	H	RBI	2B	3B	HR	BB	SB	CS	HBP	SAC	SF	GDP	K	PO	A	E	Avg
Feb 15	HOLY CROSS	*c	4	1	0	0	0	0	0	1	0	0	0	0	0	0	1	8	0	0	.000
Feb 16	HOLY CROSS-1	*c	5	1	2	0	0	0	0	1	0	0	0	0	0	0	1	11	4	0	.222
Feb 16	HOLY CROSS-2	*c	4	0	1	1	0	0	0	1	0	0	0	0	0	0	2	12	0	0	.231
Totals			3gs	13	2	3	1	0	0	3	0	0	0	0	0	0	4	31	4	0	.231

On base pct. .375 • Slugging pct. .231

23 — SHEA LANGELIERS

C • R/R • 6-0 • 190 • JR • 2L

KELLER, TEXAS

KELLER HS

SEASON HIGHS

- Hits: 2 vs. Holy Cross 2/16
- Runs: 1, 2x (last 2/16 vs. Holy Cross)
- Doubles: N/A
- Triples: N/A
- Homers: N/A
- Total Bases: 3 vs. Holy Cross 2/16
- RBI: 1 vs. Holy Cross 2/16
- Walks: 1, 3x (last 2/16 vs. Holy Cross)
- Steals: N/A
- Hitting Streak: 2 (Feb. 16-pres)
- On-Base Streak: 3 (Feb. 15-pres)

CAREER HIGHS

- Hits: 4 (2x, last 5-18-17 vs. KSU)
- Runs: 4 (4-22-17 at TCU)
- Doubles: 2 (5x, last 5-17-18 at WVU)
- Triples: 1 (4x, last 4-22-18 vs. TCU)
- Homers: 2 (2x, last 5-19-17 vs. KSU)
- Total Bases: 9 (2x, last 3-26-18 vs. PVAMU)
- RBI: 4 (4-2-17 at Washington)
- Walks: 3 (4-9-17 at Texas Tech)
- Steals: 1 (3x, last 5-18-18 at WVU)
- Hitting Streak: 12 (April 30-May 25, 2017)
- On-Base Streak: 17 (April 18-May 25, 2017)

LANGELIER'S CAREER STATS																						
Season	AVG.	GP-GS	AB	R	H	2B	3B	HR	RBI	SLG%	BB	HBP	SO	GDP	OB%	SF	SH	SB	PO	A	E	FLD%
2017	.313	55-55	211	43	66	14	2	10	38	.540	24	3	37	4	.388	2	3	1	390	54	4	.991
2018	.252	58-58	226	49	57	18	2	11	44	.496	35	2	45	8	.351	5	0	4	449	54	3	.994
2019	.231	3-3	13	2	3	0	0	0	1	.231	3	0	4	0	.375	0	0	0	31	4	0	1.000
CAREER	.280	116-116	450	94	126	32	4	21	83	.509	62	5	86	12	.368	7	3	5	870	112	7	.993



19 — RYAN LECKICH

LHP • S/L • 5-10 • 190 • JR • 2L

PORT NECHES, TEXAS
(NECHES GROVES HS)

SEASON HIGHS

Relief Innings: 2.1 vs. Holy Cross 2-17
 Starter Innings: N/A
 Strikeouts: 2 vs. Holy Cross 2-17
 Scoreless Appearance Streak: 2 (Feb. 15-pres)
 Winning Streak: 1 game

CAREER HIGHS

Relief Innings: 4.2 (3-6-18 at UTA)
 Starter Innings: 5.0 (4-18-18 vs. UAPB)
 Strikeouts: 7 (4-18-18 vs. UAPB)
 Scoreless Appearance Streak: 5 (Feb. 24-March 11, 2018)
 Winning Streak: N/A


2019 GAME-BY-GAME

#10 Leckich, Ryan - 2 appearances (All games)

Date	Opponent	GS	IP	H	R	ER	BB	SO	2B	3B	HR	WP	BK	HBP	IBB	Score	W-L	Sv	ERA	NP
Feb 15	HOLY CROSS		1.0	0	0	0	0	1	0	0	0	0	0	0	0	12-0	0-0	0	0.00	19
Feb 17	HOLY CROSS		2.1	1	0	0	0	2	0	0	0	0	0	0	0	6-1	1-0	0	0.00	43
Totals		0	3.1	1	0	0	0	3	0	0	0	0	0	0	0	18-1	1-0	0	0.00	-

LECKICH'S CAREER STATS

Season	ERA	W-L	APP-GS	CG	SHO	SV	IP	H	R	ER	BB	SO	2B	3B	HR	BF	B/AVG	WP	HBP	BK	SFA	SHA
2017	4.50	0-0	7-0	0	0	0	8.0	10	5	4	2	4	3	0	0	38	.294	1	2	1	0	0
2018	5.62	3-2	20-3	0	0	0	32.0	35	21	20	13	28	8	1	3	143	.285	1	4	0	0	3
2019	0.00	1-0	2-0	0	0	0	3.1	1	0	0	0	3	0	0	0	10	.100	0	0	0	0	0
CAREER	4.98	4-2	29-3	0	0	0	43.1	46	26	24	15	35	11	1	3	191	.275	2	6	1	0	3



2019 GAME-BY-GAME

#2 Loftin, Nick - 4 games (All games)

Date	Opponent	Pos	AB	R	H	RBI	2B	3B	HR	BB	SB	CS	HBP	SAC	SF	GDP	K	PO	A	E	Avg
Feb 15	HOLY CROSS	*ss	3	2	0	0	0	0	0	2	0	0	0	0	0	0	0	1	2	0	.000
Feb 16	HOLY CROSS-1	*ss	6	1	3	0	1	0	0	0	0	0	0	0	0	0	0	4	5	0	.333
Feb 16	HOLY CROSS-2	*ss	4	1	2	1	0	0	0	1	2	0	0	0	0	0	0	1	0	1	.385
Feb 17	HOLY CROSS	*ss/p	5	1	2	0	0	0	0	0	0	0	0	0	0	0	0	0	1	0	.389
Totals		4gs	18	5	7	1	1	0	0	3	2	0	0	0	0	0	0	6	8	1	.389

On base pct. .476 • Slugging pct. .444

#2 Loftin, Nick - 1 appearance (All games)

Date	Opponent	GS	IP	H	R	ER	BB	SO	2B	3B	HR	WP	BK	HBP	IBB	Score	W-L	Sv	ERA	NP
Feb 17	HOLY CROSS	0	1.0	1	0	0	0	1	0	0	0	0	0	0	0	6-1	0-0	0	0.00	18
Totals		0	1.0	1	0	0	0	1	0	0	0	0	0	0	0	6-1	0-0	0	0.00	18

2 — NICK LOFTIN

INF • R/R • 6-1 • 165 • SO • 1L
CORPUS CHRISTI, TEXAS
W.B. RAY HS

SEASON HIGHS

HITTING

Hits: 3 vs. Holy Cross 2-16
Runs: 2 vs. Holy Cross 2-15
Doubles: 1 vs. Holy Cross 2-16
Triples: N/A
Homers: N/A
Total Bases: 4 vs. Holy Cross 2-16
RBI: 1 vs. Holy Cross 2-16
Walks: 2 vs. Holy Cross 2-15
Steals: 2 vs. Holy Cross 2-16 (2DH)
Hitting Streak: 3 (Feb. 16-pres)
On-Base Streak: 4 (Feb. 15-pres)

PITCHING

Relief Innings: 1.0 (2/17 vs. Holy Cross)
Starter Innings: N/A
Strikeouts: 1 vs. Holy Cross 2/17
Scoreless Appearance Streak: N/A
Winning Streak: N/A

CAREER HIGHS

HITTING

Hits: 4 (4-27-18 at KSU)
Runs: 4 (4-28-18 at KSU)
Doubles: 2 (2x, last 5-24-18 vs. Kansas)
Triples: N/A
Homers: 1 (6x, last 5-24-18 vs. Kansas)
Total Bases: 7 (4-27-18 at KSU)
RBI: 4 (3-24-18 vs. KU)
Walks: 2 vs. Holy Cross 2-16
Steals: 2 vs. Holy Cross (2-16) (2 DH)
Hitting Streak: 11 (April 22-May 17, 2018)
On-Base Streak: 21 (April 8-May 19, 2018)

PITCHING

Relief Innings: 1.0 (3x, last 2-17-19 vs. Holy Cross)
Starter Innings: N/A
Strikeouts: 2 (4-2-18 vs. Texas State)
Scoreless Appearance Streak: N/A
Winning Streak: N/A

LOFTIN'S CAREER STATS

Hitting																						
Season	AVG.	GP-GS	AB	R	H	2B	3B	HR	RBI	SLG%	BB	HBP	SO	GDP	OB%	SF	SH	SB-ATT	PO	A	E	FLD%
2018	.306	55-53	222	52	68	12	0	6	36	.441	21	2	20	7	.370	1	8	5	91	78	12	.934
2019	.389	4-4	18	5	7	1	0	0	1	.444	3	0	0	0	.476	0	0	2	6	8	1	.933
CAREER	.313	59-57	240	57	75	13	0	6	37	.442	24	2	20	7	.378	1	8	7	97	86	13	.934
Pitching																						
Season	ERA	W-L	APP-GS	CG	SHO	SV	IP	H	R	ER	BB	SO	2B	3B	HR	BF	B/AVG	WP	HBP	BK	SFA	SHA
2018	0.00	0-0	2-0	0	0	0	2.0	0	0	0	0	3	0	0	0	6	.000	0	0	0	0	0
2019	0.00	0-0	1-0	0	0	0	1.0	1	0	0	0	1	0	0	0	4	.250	0	0	0	0	0
CAREER	0.00	0-0	3-0	0	0	0	3	1	0	0	0	4	0	0	0	10	.100	0	0	0	0	0



20 — T.J. RAGUSE

OF • L/L • 6-1 • 205 • SR • 3L
 GEORGETOWN, TEXAS
 (GEORGETOWN HS)

SEASON HIGHS

Hits: N/A
 Runs: N/A
 Doubles: N/A
 Triples: N/A
 Homers: N/A
 Total Bases: N/A
 RBI: N/A
 Walks: N/A
 Steals: N/A
 Hitting Streak: N/A
 On-Base Streak: 1 game

CAREER HIGHS

Hits: 4 (4-15-18 at Memphis)
 Runs: 3 (5x, last 4-27-18 at KSU)
 Doubles: 2 (5-14-16 vs. TCU)
 Triples: N/A
 Homers: 1 (3x, Isat 4-27-18 at KSU)
 Total Bases: 6 (4-27-18 at KSU)
 RBI: 3 (4x, last 5-19-17 vs. KSU)
 Walks: 3 (3x, last 4-17-18 vs. UAPB)
 Steals: 1 (8x, last 5-19-17 vs. KSU)
 Hitting Streak: 11 (April 18-May 13, 2018)
 On-Base Streak: 18 (April 7-May 13, 2018)

2019 GAME-BY-GAME

#20 Raguse, T.J. - 1 game (All games)

Date	Opponent	Pos	AB	R	H	RBI	2B	3B	HR	BB	SB	CS	HBP	SAC	SF	GDP	K	PO	A	E	Avg	
Feb 16	HOLY CROSS-1	*dh	1	0	0	0	0	0	0	0	0	1	1	0	0	0	1	0	0	0	0	.000
Totals		1gs	1	0	0	0	0	0	0	0	0	1	1	0	0	0	1	0	0	0	0	.000

On base pct. .500 • Slugging pct. .000

RAGUSE'S CAREER STATS

Season	AVG.	GP-GS	AB	R	H	2B	3B	HR	RBI	SLG%	BB	HBP	SO	GDP	OB%	SF	SH	SB-ATT	PO	A	E	FLD%
2016	.300	36-25	90	19	27	8	0	1	18	.422	19	1	19	1	.427	0	1	1	0	0	0	.000
2017	.266	49-48	169	26	45	5	0	1	23	.314	31	1	29	2	.377	3	3	7	80	6	5	.945
2018	.324	35-32	108	22	35	4	0	1	19	.389	10	1	12	1	.380	2	1	0	37	3	3	.930
2019	.000	1-1	1	0	0	0	0	0	0	.000	0	1	1	0	.500	0	0	0	0	0	0	.000
CAREER	.291	121-106	368	67	107	17	0	3	60	.361	60	4	61	4	.391	5	5	8	117	9	8	.940



25 — ANDY THOMAS

C/1B • L/R • 6-2 • 210 • JR • 2L
MURRIETA, CALIF.
(MURRIETA HS)

2018 SEASON HIGHS

- Hits: 3 (6x, last 5-11 vs. OSU)
- Runs: 3 (4-24 at TXST)
- Doubles: 1 (10x, last 5-11 vs. OSU)
- Triples: N/A
- Homers: 1 (2-17 vs. HBU)
- Total Bases: 5 (2-17 vs. HBU)
- RBI: 4 (5-11 vs. OSU)
- Walks: 4 (3-26 vs. PVAMU)
- Steals: 1 (4x, last 5-26 vs. OU)
- Hitting Streak: 12 (Feb. 16-March 10)
- On-Base Streak: 20 (April 2-May 17)

CAREER HIGHS

- Hits: 3 (7x, last 5-11-18 vs. OSU)
- Runs: 3 (2x, last 4-24-18 at TXST)
- Doubles: 1 (11x, last 5-11-18 vs. OSU)
- Triples: 1 (2x, last 5-10-17 vs. PVAMU)
- Homers: 1 (2x, last 2-17-18 vs. HBU)
- Total Bases: 6 (2-28-17 vs. UAPB)
- RBI: 4 (5-11-18 vs. OSU)
- Walks: 4 (3-26-18 vs. PVAMU)
- Steals: 1 (4x, last 5-26-18 vs. OU)
- Hitting Streak: 12 (Feb. 16-March 10, 2018)
- On-Base Streak: 20 (April 2-May 17, 2018)

2018 GAME-BY-GAME

		#25 Thomas, Andy - 58 games (All games)																			
Date	Opponent	Pos	AB	R	H	RBI	2B	3B	HR	BB	SB	CS	HBP	SAC	SF	GDP	K	PO	A	E	Avg
Feb 16	HBU	*1b	4	0	1	0	0	0	0	0	0	0	0	0	0	0	0	7	1	0	.250
Feb 17	HOUSTON BAPTIST	*1b	3	1	2	1	0	0	1	1	0	0	0	0	0	0	0	8	1	0	.429
Feb 18	HOUSTON BAPTIST	*c	3	1	3	0	0	0	0	2	0	0	0	0	0	0	0	9	1	0	.600
Feb 23	at UCLA	*1b	4	0	1	0	0	0	0	0	0	0	0	0	0	0	2	4	1	0	.500
Feb 24	at UCLA	*1b	4	0	1	2	1	0	0	1	0	0	0	0	0	0	0	7	0	0	.444
Feb 25	at UCLA	*1b	3	0	1	0	0	0	0	0	0	0	0	0	0	0	11	0	0	0	.429
Mar 02	vs California	*1b	3	0	1	0	0	0	0	0	0	0	1	0	0	0	1	8	0	0	.417
Mar 3	vs Texas A&M	*1b	3	0	1	0	0	0	0	2	0	0	0	0	0	1	0	7	0	0	.407
Mar 04	vs Louisiana Tech	*c	5	0	1	0	0	0	0	0	0	0	0	0	0	0	1	10	0	0	.375
Mar 06	at UT Arlington	*1b	5	2	2	2	0	0	0	0	0	0	0	0	0	0	2	6	0	0	.378
Mar 09	GEORGE WASHINGT	*1b	3	1	1	0	0	0	0	1	0	0	0	0	0	0	1	6	0	0	.375
Mar 10	GEORGE WASHINGT	*1b	4	0	0	0	0	0	0	0	0	0	0	0	0	1	0	8	0	0	.341
Mar 11	GEORGE WASHINGT	*c	2	1	2	1	0	0	0	2	0	0	0	0	0	0	0	3	1	0	.370
Mar 13	SAM HOUSTON STAT	*1b	2	0	1	0	1	0	0	2	0	0	0	0	0	0	0	4	1	0	.375
Mar 16	TEXAS TECH	*1b	2	0	0	0	0	0	0	0	0	0	1	0	0	0	2	6	1	0	.360
Mar 17	TEXAS TECH	*1b	4	1	3	3	0	0	0	1	1	0	0	0	0	0	0	8	1	0	.389
Mar 18	TEXAS TECH	*1b	3	0	3	0	1	0	0	0	1	0	0	0	0	0	0	5	3	0	.421
Mar 20	at DBU	*c	4	1	2	0	0	0	0	0	0	0	0	0	0	0	15	0	0	0	.426
Mar 23	KANSAS	*1b	3	1	0	0	0	0	0	0	1	0	0	0	0	0	0	5	1	0	.406
Mar 24	KANSAS	*1b/c	5	1	2	1	0	0	0	0	1	0	0	0	0	0	0	14	1	0	.406
Mar 25	KANSAS	*1b	4	0	1	0	0	0	0	1	0	0	0	0	0	0	2	7	1	0	.397
Mar 26	PRAIRIE VIEW A&M	*c	2	2	1	0	0	0	0	4	0	0	0	0	0	0	0	11	1	0	.400
Mar 28	at Oklahoma	*1b	4	0	1	0	0	0	0	0	0	0	0	0	0	0	1	11	0	0	.392
Mar 30	at Oklahoma	*1b	3	1	0	0	0	0	0	0	0	0	0	0	0	1	0	6	1	0	.378
Mar 31	at Oklahoma	*1b	4	0	0	0	0	0	0	0	0	0	0	0	0	1	1	7	2	0	.360
Apr 02	TEXAS STATE	*1b	3	0	1	0	0	0	0	0	1	0	0	0	0	0	0	6	0	0	.360
Apr 03	LAMAR	*c	2	0	1	0	1	0	0	1	0	0	0	0	0	0	1	10	0	0	.363
Apr 06	at Texas	*1b	5	0	1	0	0	0	0	0	0	0	0	0	0	0	0	7	1	0	.354
Apr 07	at Texas	*1b	4	0	0	0	0	0	0	0	0	0	0	0	0	0	1	8	0	0	.340
Apr 08	at Texas	*1b	2	0	1	0	0	0	0	2	0	1	0	0	0	0	0	6	0	0	.343
Apr 10	at Sam Houston State	*1b	6	1	2	1	0	0	0	0	0	0	0	0	0	0	2	9	0	0	.343
Apr 13	at Memphis	*1b	3	2	1	1	1	0	0	2	0	0	0	0	0	0	0	6	1	0	.342
Apr 14	at Memphis	*1b	4	1	1	0	0	0	0	0	0	0	0	0	0	0	1	11	0	0	.339
Apr 15	at Memphis	*1b	4	0	1	0	0	0	0	1	0	0	0	0	0	0	0	6	1	0	.336
Apr 17	TEXAS SOUTHERN	*1b	4	0	2	1	1	0	0	0	0	0	0	0	0	1	0	15	1	0	.341
Apr 18	ARKANSAS-PINE BLU	*c	5	1	2	2	1	0	0	0	0	0	0	0	0	0	0	13	1	0	.344
Apr 20	TCU	*1b	4	0	1	1	0	0	0	1	0	0	0	0	0	0	1	7	0	0	.341
Apr 21	TCU	*1b	3	0	0	0	0	0	0	0	1	0	0	0	0	0	1	7	4	0	.333
Apr 22	TCU	*1b	4	1	1	0	0	0	0	0	0	0	0	0	0	1	0	10	1	0	.331
Apr 24	at Texas State	*1b	3	3	2	1	0	0	0	1	0	0	1	0	0	0	1	0	5	0	.338
Apr 27	at Kansas State	*1b	6	2	3	1	1	0	0	0	0	0	0	0	0	0	1	5	2	0	.345
Apr 28	at Kansas State	*1b	5	2	1	2	0	0	0	0	1	0	0	0	0	0	0	7	0	1	.340
Apr 29	at Kansas State	*1b	5	1	3	0	1	0	0	0	0	0	0	0	0	1	0	4	1	0	.348
May 08	PRAIRIE VIEW A&M	*1b	3	2	2	2	0	0	0	1	0	0	0	0	1	0	0	5	0	0	.354
May 09	PRAIRIE VIEW A&M	*c	4	1	2	2	0	0	0	0	0	0	0	0	0	0	0	5	0	0	.358
May 11	OKLAHOMA STATE	*1b	4	1	3	4	1	0	0	1	0	0	0	0	0	0	0	7	1	1	.367
May 12	OKLAHOMA STATE	*1b	3	1	0	0	0	0	0	2	0	0	0	0	0	1	0	2	2	0	.360
May 13	OKLAHOMA STATE	*1b	5	0	2	2	0	0	0	0	0	0	0	0	0	0	0	3	0	0	.362
May 17	at West Virginia	*1b	4	0	1	0	0	0	0	0	0	0	0	0	0	0	2	3	1	0	.359
May 18	at West Virginia	*1b	5	0	0	0	0	0	0	0	0	0	0	0	0	0	3	8	1	0	.349
May 19	at West Virginia	*1b	4	0	1	0	0	0	0	0	0	0	0	0	0	0	0	9	1	0	.347
May 23	vs Oklahoma	*1b	3	0	0	0	0	0	0	1	0	0	0	1	0	0	1	4	0	0	.342
May 24	vs Kansas	*1b	3	1	1	2	0	0	0	2	0	0	0	0	0	0	0	9	0	1	.342
May 26	vs Oklahoma	*1b	4	2	1	0	0	0	0	1	1	0	0	0	0	0	1	5	0	0	.340
May 27	vs TCU	*1b	4	0	2	1	0	0	0	1	0	0	0	1	0	0	1	9	2	1	.343
Jun 01	vs Cal State Fullerton	*1b	4	0	0	0	0	0	0	0	0	0	0	0	0	0	1	11	0	0	.337
Jun 02	vs Wright State	*1b	4	0	0	0	0	0	0	1	0	0	0	0	0	0	0	9	2	0	.330
Jun 03	vs Stanford	*1b	4	0	0	0	0	0	0	0	0	0	0	0	0	0	0	4	1	0	.324
Totals			216	35	70	34	10	0	1	41	4	1	2	3	1	9	30	428	42	5	.324

On base pct. .435 • Slugging pct. .384

THOMAS' CAREER STATS																						
Season	AVG.	GP-GS	AB	R	H	2B	3B	HR	RBI	SLG%	BB	HBP	SO	GDP	OB%	SF	SH	SB-ATT	PO	A	E	FLD%
2017	.450	14-4	20	7	9	1	2	1	8	.850	5	1	1	0	.577	0	0	0	46	3	3	.942
2018	.324	58-58	216	35	70	10	0	1	34	.384	41	2	30	9	.435	1	3	4	428	42	5	.989
CAREER	.335	72-62	236	42	79	11	2	2	42	.424	46	3	31	9	.448	1	3	4	474	45	8	.985



16 – TYLER THOMAS

LHP • L/L • 6-1 • 170 • SO • 1L
 KELLER, TEXAS
 (KELLER HS)

SEASON HIGHS

Relief Innings: N/A
 Starter Innings: 3.0 vs. Holy Cross 2/16
 Strikeouts: 6 vs. Holy Cross 2/16
 Scoreless Appearance Streak: N/A
 Winning Streak: N/A

CAREER HIGHS

Relief Innings: 2.2 (2-24-18 at UCLA)
 Starter Innings: 5.0 (3x, last 5-13-18 vs. OSU)
 Strikeouts: 7 (5-13-18 vs. OSU)
 Scoreless Appearance Streak: N/A
 Winning Streak: N/A

2019 GAME-BY-GAME

#16 Thomas, Tyler - 1 appearance (All games)

Date	Opponent	GS	IP	H	R	ER	BB	SO	2B	3B	HR	WP	BK	HBP	IBB	Score	W-L	Sv	ERA	NP
Feb 16	HOLY CROSS-1	-	3.0	5	3	2	3	6	0	0	0	0	0	2	0	8-5	0-0	0	6.00	80
Totals		1	3.0	5	3	2	3	6	0	0	0	0	0	2	0	8-5	0-0	0	6.00	-

THOMAS' CAREER STATS																						
Season	ERA	W-L	APP-GS	CG	SHO	SV	IP	H	R	ER	BB	SO	2B	3B	HR	BF	B/AVG	WP	HBP	BK	SFA	SHA
2018	3.38	3-3	16-14	0	0	0	53.1	38	25	20	55	59	5	3	1	247	.209	6	5	0	4	1
2019	6.00	0-0	1-1	0	0	0	3.0	5	3	2	3	6	0	0	0	19	.357	0	2	0	0	0
CAREER	3.52	3-3	17-15	0	0	0	56.1	43	28	22	58	65	5	3	1	266	.219	6	7	0	4	1



45 — COLE WEAVER

INF/OF • L/R • 5-10 • 170 • SR • 2L

CARLSBAD, CALIF.

(SANTA FE CHRISTIAN HS/SAINT JOHN'S)

SEASON HIGHS

- Hits: N/A
- Runs: N/A
- Doubles: N/A
- Triples: N/A
- Homers: N/A
- Total Bases: 1 (2/15 vs. Holy Cross)
- RBI: N/A
- Walks: N/A
- Steals: N/A
- Hitting Streak: N/A
- On-Base Streak: N/A

CAREER HIGHS

- Hits: 1 (4x, last 5-8-18 vs. PVAMU)
- Runs: 1 (4x, last 5-8-18 vs. PVAMU)
- Doubles: N/A
- Triples: N/A
- Homers: N/A
- Total Bases: 1 (4x, last 2-15-19 vs. Holy Cross)
- RBI: 2 (2-18-17 vs. Niagara)
- Walks: 1 (3-18-18 vs. TTU)
- Steals: N/A
- Hitting Streak: N/A
- On-Base Streak: N/A

2019 GAME-BY-GAME

#45 Weaver, Cole - 2 games (All games)

Date	Opponent	Pos	AB	R	H	RBI	2B	3B	HR	BB	SB	CS	HBP	SAC	SF	GDP	K	PO	A	E	Avg
Feb 15	HOLY CROSS	*dh	2	0	0	0	0	0	0	0	0	0	1	1	0	0	1	0	0	0	.000
Feb 16	HOLY CROSS-1	*of	1	0	0	0	0	0	0	0	0	0	0	0	0	0	0	1	0	0	.000
Totals		2gs	3	0	0	0	0	0	0	0	0	0	2	1	0	0	1	1	0	0	.000

On base pct. .400 • Slugging pct. .000

WEAVER'S CAREER STATS

Season	AVG.	GP-GS	AB	R	H	2B	3B	HR	RBI	SLG%	BB	HBP	SO	GDP	OB%	SF	SH	SB	PO	A	E	FLD%
2017	.500	6-0	4	3	2	0	0	0	2	.500	0	0	0	0	.500	0	0	0	2	3	1	.833
2018	.182	11-1	11	1	2	0	0	0	0	.182	1	0	2	0	.250	0	0	0	4	0	0	1.000
2019	.000	2-2	3	0	0	0	0	0	0	.000	0	2	1	0	.400	0	1	0	1	0	0	1.000
CAREER	.222	19-3	18	4	4	0	0	0	2	.222	1	2	3	0	.333	0	1	0	7	3	1	.909



33 — DAVIS WENZEL

INF • R/R • 6-0 • 205 • JR • 2L
 SAN CLEMENTE, CALIF.
 (J SERRA HS)

SEASON HIGHS

- Hits: 3 (2/15 vs. Holy Cross)
- Runs: 3 (2/15 vs. Holy Cross)
- Doubles: 1, 2x (last 2/17 vs. Holy Cross)
- Triples: N/A
- Homers: N/A
- Total Bases: 4 (2/15 vs. Holy Cross)
- RBI: 2, 2x (2/16 vs. Holy Cross)
- Walks: 2 (2/15 vs. Holy Cross)
- Steals: 1 (2/16 vs. Holy Cross)
- Hitting Streak: 4 games (Feb. 15-pres)**
- On-Base Streak: 4 games (Feb. 15-pres)**

CAREER HIGHS

- Hits: 4 (5-10-17 vs. PVAMU)
- Runs: 3 (4x, last 2/15/19 vs. Holy Cross)
- Doubles: 2 (3x, last 5-11-18 vs. OSU)
- Triples: 1 (3x, last 5-8-18 vs. PVAMU)
- Homers: 2 (4-22-17 at TCU)
- Total Bases: 10 (4-22-17 at TCU)
- RBI: 5 (4-28-18 at KSU)
- Walks: 3 (2x, last 4-20-18 vs. TCU)
- Steals: 1 (3x, last 2-16-19 vs. Holy Cross)
- Hitting Streak: 17 (April 13-May 13, 2018)
- On-Base Streak: 37 (March 10-May 13, 2018)

2019 GAME-BY-GAME

#33 Wendzel, Davis - 4 games (All games)

Date	Opponent	Pos	AB	R	H	RBI	2B	3B	HR	BB	SB	CS	HBP	SAC	SF	GDP	K	PO	A	E	Avg
Feb 15	HOLY CROSS	*3b/ss	4	3	3	2	1	0	0	2	0	0	0	0	0	0	0	2	2	0	.750
Feb 16	HOLY CROSS-1	*3b	5	0	1	0	0	0	0	0	1	0	1	0	0	0	1	0	1	0	.444
Feb 16	HOLY CROSS-2	*3b	4	1	2	2	0	0	0	0	0	0	0	0	1	0	0	0	1	0	.462
Feb 17	HOLY CROSS	*3b/ss	4	1	1	1	1	0	0	1	0	0	0	0	0	0	0	0	5	0	.412
Totals		4gs	17	5	7	5	2	0	0	3	1	0	1	0	1	0	1	2	9	0	.412

On base pct. .500 • Slugging pct. .529

WENZEL'S CAREER STATS																						
Season	AVG.	GP-GS	AB	R	H	2B	3B	HR	RBI	SLG%	BB	HBP	SO	GDP	OB%	SF	SH	SB-ATT	PO	A	E	FLD%
2017	.301	50-47	153	34	46	7	2	8	30	.529	30	4	22	3	.428	0	6	0	77	43	7	.945
2018	.310	58-58	216	38	67	22	1	8	49	.532	39	12	40	2	.435	4	0	4	37	69	3	.972
2019	.412	4-4	17	5	7	2	0	0	5	.529	3	1	1	0	.500	1	0	1	2	9	9	1.000
CAREER	.311	112-109	386	77	120	31	3	16	84	.531	72	17	63	5	.435	5	4	5	116	121	10	.960



2019 GAME-BY-GAME

#24 Winston, Jimmy - 1 appearance (All games)

Date	Opponent	GS	IP	H	R	ER	BB	SO	2B	3B	HR	WP	BK	HBP	IBB	Score	W-L	Sv	ERA	NP
Feb 16	HOLY CROSS-1		4.0	4	1	1	1	3	1	0	1	0	0	0	0	8-5	0-0	0	2.25	60
Totals		0	4.0	4	1	1	1	3	1	0	1	0	0	0	0	8-5	0-0	0	2.25	-

24 — JIMMY WINSTON

RHP • R/R • 6-4 • 200 • RSO • 1L

HOUSTON, TEXAS

(LAMAR HS)

SEASON HIGHS

Relief Innings: 4.0 vs. Holy Cross 2-16 (Gm 1)

Starter Innings: N/A

Strikeouts: 3 (2-16 vs. Holy Cross)

Scoreless Appearance Streak: N/A

Winning Streak: N/A

CAREER HIGHS

Relief Innings: 4.0 vs. Holy Cross (2-16-19, Gm 1)

Starter Innings: 4.0 (4-17-18 vs. TSU)

Strikeouts: 3, 2x (2-16-19 vs. Holy Cross, 5-27-18 vs. TCU)

Scoreless Appearance Streak: 3 (Feb. 17-March 6, 2018)

Winning Streak: N/A

WINSTON'S CAREER STATS																						
Season	ERA	W-L	APP-GS	CG	SHO	SV	IP	H	R	ER	BB	SO	2B	3B	HR	BF	B/AVG	WP	HBP	BK	SFA	SHA
2018	2.25	2-0	11-2	0	0	0	20.0	17	6	5	9	12	3	0	1	83	.236	1	1	0	1	0
2019	2.25	0-0	1-0	0	0	0	4.0	4	1	1	1	3	1	0	1	16	.267	0	0	0	0	0
Career	2.25	2-0	12-2	0	0	0	24.0	21	7	6	10	15	4	0	2	99	.241	1	1	0	1	0


RADIO / TV ROSTER



Jacob Ashkinos
RHP • R-So. (1L) **30**
R/R • 6-1 • 225
Aledo, Texas
(Cisco College)




Ryan Bertelsman
OF • R-So. (1L) **3**
R/R • 6-0 • 195
Friendswood, Texas
(Friendswood HS)



Josh Bissonette
IF • Sr. (3L) **14**
R/R • 6-0 • 185
Anaheim Hills, Calif.
(Orange Lutheran HS)



Luke Boyd
RHP • Jr. (2L) **41**
R/R • 6-2 • 180
Ojai, Calif.
(Nordhoff HS)



Cody Bradford
LHP • Jr. (2L) **18**
L/L • 6-3 • 195
Aledo, Texas
(Aledo HS)



Daniel Caruso
RHP • R-So. (1L) **31**
L/R • 6-0 • 160
Los Angeles, Calif.
(Loyola HS)



Richard Cunningham
OF • Jr. (2L) **21**
L/L • 5-10 • 195
Austin, Texas
(Stephen F. Austin HS)



Paul Dickens
LHP • Jr. (TR) **40**
L/L • 6-5 • 225
Fort Worth, Texas
(Navarro College)



Davion Downey
OF • So. (1L) **9**
L/L • 6-0 • 200
Bowling Green, Ky.
(Warren East HS)



Logan Freeman
RHP • Jr. (TR) **44**
R/R • 6-1 • 215
Buffalo, Texas
(McLennan CC)




Collin Garrett
RHP • R-Jr. (1L) **54**
R/R • 6-5 • 250
Montgomery, Texas
(Montgomery HS)



William Gilbert
RHP • So. (HS) **55**
R/R • 6-6 • 220
Plano, Texas
(Trinity Christian Academy)



Cole Haring
OF • Sr. (1L) **1**
R/R • 5-10 • 185
Katy, Texas
(McLennan CC)




Kyle Harper
C/1B • R-Fr. (RS) **8**
R/R • 6-0 • 190
Houston, Texas
(Cypress Creek HS)



Brooks Helmer
RHP/1B • Fr. (HS) **35**
R/R • 6-4 • 230
Rockwall, Texas
(Rockwall HS)



Blake Helton
RHP • Fr. (HS) **22**
R/R • 6-4 • 175
Austin, Texas
(Lake Travis HS)




Kyle Hill
RHP • Sr. (3V) **15**
R/R • 5-11 • 195
Corpus Christi, Texas
(Calallen HS)




Hayden Kettler
RHP • Jr. (2L) **28**
R/R • 6-2 • 190
Coppell, Texas
(Coppell HS)



Shea Langeliers
C • Jr. (2L) **23**
R/R • 6-0 • 190
Keller, Texas
(Keller HS)




Ryan Leckich
LHP • Jr. (2L) **19**
S/L • 5-10 • 190
Port Neches, Texas
(Neches Groves HS)



Nick Loftin
 IF/RHP • So. (1V) **2**
 R/R • 6-1 • 165
 Corpus Christi, Texas
 (W.B. Ray HS)



Ricky Martinez
 IF • Fr. (HS) **11**
 R/R • 6-0 • 190
 Morgan Hill, Calif.
 (St. Francis HS)



Mack Mueller
 OF/1B • Jr. (TR) **50**
 R/L • 6-3 • 225
 Abilene, Texas
 (Cisco College)



Anderson Needham
 RHP • Fr. (HS) **34**
 R/R • 6-4 • 190
 Heath, Texas
 (Rockwall Heath HS)



T.J. Raguse
 OF • Sr. (3L) **20**
 L/L • 6-1 • 205
 Georgetown, Texas
 (Georgetown HS)



Hunter Seay
 OF/LHP • Jr. (2L) **13**
 L/L • 6-0 • 180
 Keller, Texas
 (Keller HS)



Ryan Segner
 RHP • Fr. (HS) **36**
 R/R • 6-2 • 190
 Fredricksburg, Texas
 (Fredricksburg HS)



Andy Thomas
 C/1B • Jr. (2L) **25**
 L/R • 6-2 • 210
 Murrieta, Calif.
 (Murrieta HS)



Tyler Thomas
 LHP • So. (1V) **16**
 L/L • 6-1 • 170
 Keller, Texas
 (Keller HS)



Jake Walsh
 C • Fr. (HS) **29**
 R/R • 6-3 • 175
 Carrollton, Texas
 (Trinity Christian HS)



Cole Weaver
 IF • Sr. (2L) **45**
 L/R • 5-10 • 170
 Carlsbad, Calif.
 (St. John's)



Chase Wehsener
 1B • R-Fr. (HS) **37**
 R/L • 6-1 • 185
 San Diego, Calif.
 (Christian HS)



Davis Wendzel
 IF • Jr. (2L) **33**
 R/R • 6-0 • 205
 San Clemente, Calif.
 (J Serra Catholic HS)



Branson Wilson
 RHP • Fr. (HS) **24**
 R/R • 6-3 • 190
 Fort Worth, Texas
 (Southwest Christian HS)



Jimmy Winston
 RHP • R-So. (1V) **24**
 R/R • 6-4 • 200
 Houston, Texas
 (Lamar HS)



Steve Rodriguez
 Head Coach
 Pepperdine, 2001 **5**
 4th season



Jon Strauss
 Assistant Coach
 Long Beach State, 1996 **4**
 4th season



Mike Taylor
 Assistant Coach
 Prairie View A&M, 1997 **6**
 4th season



Ruben Noriega
 Assistant Coach
 Lindenwood, 2009 **27**
 4th season