

BAYLOR

BASKETBALL GAME NOTES



Follow Baylor Basketball on Twitter, Instagram and Facebook: @BaylorMBB

GAME 21

NR/RV **BAYLOR** (14-6, 5-2 Big 12) vs. RV/RV **TCU** (15-5, 3-4 Big 12)



Feb. 2, 2019 • 7:05 p.m. CT • Watch: ESPNU and ESPN App • Listen: ESPN Central Texas and Sirius/XM

Waco, Texas • Ferrell Center (10,284) • Social Media: @BaylorMBB | #SicTCU | #1TGF

MEDIA INFORMATION

TV: ESPNU and ESPN App

Talent: Clay Matvick (pxp), Tim Welsh (analyst)

BU Radio: Baylor-IMG College / ESPN Central Texas

Talent: John Morris (pxp), Pat Nunley (analyst)

Satellite: XM 135, Sirius, 199, Internet 953

Social Media: @BaylorMBB | #SicTCU | #1TGF

All-Time Series Baylor leads 100-84

Waco Baylor leads 54-39

Fort Worth TCU leads 42-41

Neutral Baylor leads 5-3

Drew Era Baylor leads 11-3

First Meeting 12/18/1908 – BU 37-6 (Waco)

Last Season 1/2/18 – TCU 81-78 OT (Waco)

2/24/18 – TCU 82-72 (Fort Worth)

This Season 1/5/19 – TCU 85-81 (Fort Worth)

2018-19 SCHEDULE & RESULTS

DATE	BU	OPP	OPPONENT	TV	TIME
N6	—	—	TEXAS SOUTHERN	FSSW-Alt.	L, 69-72
N10	—	—	SOUTHERN ¹	FSSW	W, 80-53
N12	—	—	PRAIRIE VIEW A&M	FSSW-Alt.	W, 91-80
N16	—	—	NICHOLLS STATE ¹	FSSW	W, 81-54
N23	—	—	vs. Ole Miss ²	CBSSN	L, 70-78
N24	—	—	vs. George Mason ²	ECTV	W, 72-61
N27	—	—	SOUTH DAKOTA	FSSW+	W, 63-57
D1	—	—	at Wichita State	CBSSN	L, 63-71
D15	—	-/rv	at Arizona	ESPN2	W, 58-49
D18	—	—	STEPHEN F. AUSTIN	FSSW-Alt.	L, 58-59
D21	—	—	OREGON	ESPN2	W, 57-47
D29	—	—	NEW ORLEANS	FSSW+	W, 84-44
J5	—	rv/rv	• at TCU	ESPNU	L, 81-85
J8	—	20/21	• IOWA STATE	ESPNEWS	W, 73-70
J12	—	7/9	• KANSAS	ESPN	L, 68-73
J14	—	—	• at Oklahoma State	ESPNU	W, 73-69
J19	—	8/9	• TEXAS TECH	ESPN2	W, 73-62
J21	—	—	• at West Virginia	ESPNU	W, 85-73
J26	—	—	ALABAMA ³	ESPNU	W, 73-68
J28	-/rv	rv/rv	• at Oklahoma	ESPNU	W, 77-47
F2	-/rv	rv/rv	• TCU	ESPNU	7 p.m.
F6	—	—	• at Texas	LHN	7 p.m.
F9	—	—	• KANSAS STATE	ESPN2	5 p.m.
F11	—	—	• OKLAHOMA	ESPN/2	8 p.m.
F16	—	—	• at Texas Tech	ESPN/2/U	1 p.m.
F19	—	—	• at Iowa State	ESPN/2/U	8 p.m.
F23	—	—	• WEST VIRGINIA	ESPN/2/U	1 p.m.
F27	—	—	• TEXAS	ESPN/2/U	8 p.m.
M2	—	—	• at Kansas State	ESPN/2/U	7 p.m.
M6	—	—	• OKLAHOMA STATE	ESPN/2/U	8 p.m.
M9	—	—	• at Kansas	ESPN/2	1 p.m.
M13-16	—	—	Big 12 Championship ⁴	TBD	TBD

SCHEDULE KEY

1 – Emerald Coast Classic (Waco, Texas); 2 – Emerald Coast Classic (Niceville, Fla.); 3 – SEC/Big 12 Challenge (Waco, Texas);

4 – Big 12 Championship (Sprint Center; Kansas City, Mo.)

Rankings: AP/Coaches; All times Central

BAYLOR ATHLETICS COMMUNICATIONS

DAVID KAYE

Assistant AD

254-709-5147 • David_Kaye@baylor.edu

STORY LINES

- Baylor carries a 5-game winning streak into its 7 p.m. CT Saturday home game vs. TCU.
- Saturday's game will be televised on ESPNU with Clay Matvick and Tim Welsh on the call.
- Saturday is the 185th series meeting – BU leads 100-84, including a 54-39 in Waco.
- Baylor seeks its 5th consecutive Big 12 win, which would tie BU's longest streak in a single season.
- BU is coming off a 77-47 win at Oklahoma. It was Baylor's 3rd consecutive Big 12 road win and extended its winning streak to 5 games. BU held OU to its fewest points since March 6, 2004.
- Last Saturday, BU won 73-68 against Alabama, improving to 5-1 in Big 12/SEC Challenge history.
- BU started its winning streak with wins at Oklahoma State, vs. No. 8 Texas Tech and at West Virginia.
- BU is the first team to win 3 straight Big 12 road games since Kansas started 3-0 on the road in 2018.
- Baylor is 11-3 in Big 12 games against TCU with an average scoring margin of +13.2 points per game.
- Baylor won the first 11 Big 12 series meetings before TCU won the last 3 matchups.
- BU lost its Big 12 opener at TCU, 85-81 on Jan. 4. The Bears trailed by 19 points in the 2nd half, but cut it to 82-81 with 18 seconds remaining before missing a game-tying 3-pointer with 8 seconds left.
- During its 5-game winning streak, Baylor is shooting 41% (50-of-123; 10.0 made 3FGs/game) from 3-point range after shooting 29% (99-of-339; 6.6 made 3FGs/game) in its first 15 games.
- In 6 games without **Tristan Clark**, BU is averaging 74.8 ppg, up from 71.4 ppg prior to his injury. The Bears are shooting 1.3% lower overall without Clark, but they're shooting 9.1% better from 3-point range.
- BU is averaging 3.4 more made 3-pointers per game in 6 games since Clark's injury (9.8, up from 6.4).
- BU has scored 73+ points in 5 straight games after doing so in only 6 of its first 14 games.
- **Scott Drew** is in his 16th season in Waco and is the Bears' all-time wins leader (310-201).
- **Mario Kegler** is averaging 15.3 points and 6.0 rebounds over the Bears' last 3 games. Kegler has shot 54% (21-of-39) during the Bears' 5-game winning streak after entering the streak shooting 39%.
- **Makai Mason** has scored in double-figures in a career-best 12 straight (16.2 ppg, 32.4 mpg during streak).
- **Mason** has shot 80% (16-of-20) on 2-point FGs in the last 3 games and has made a 3FG in 14 straight games.
- **Clark** was ruled out for the season after suffering a left-knee injury in the Jan. 20 win over Iowa State.
- **Mark Vital** is the nation's only player with more offensive than defensive rebs. (77-74; min. 140 total).
- **Jared Butler** joined the starting lineup with Clark out and is averaging 12.7 ppg and 4.2 apg in 6 starts.
- **Butler** is shooting 44% on 3FGs (16-of-36) in the last 6 games after 23% (10-of-44) in his first 14 games.
- In conference games, Baylor leads the Big 12 in scoring offense (75.7), offensive efficiency (111.7), 3-point percentage (.380), 3-pointers made per game (9.3), scoring margin (+7.3), assists per game (15.7), rebounding margin (+7.1), offensive rebound percentage (.382) and defensive rebound percentage (.734).
- BU is 6th nationally in offensive rebounding percentage (37.9), and **Vital** ranks 9th nationally (16.4).
- Baylor is 27-2 when leading at halftime since the start of the 2017-18 season (12-2 this season).
- BU is 82-17 since 2015-16 when leading at any point in the 2nd half of a game (14-2 this season).
- Drew is coaching his 512th game at Baylor (310-201). His .607 winning percentage is best in BU history.

TEAM INFORMATION

BAYLOR (14-6, 5-2 Big 12)
Ranking NR – AP, RV-36th – Coaches
Head Coach Scott Drew (Butler, 1993)
Career Record 330-212 (17th season)
BU Record 310-201 (16th season)
vs. TCU 11-3

TCU (15-5, 3-4 Big 12)

Ranking RV-34th – AP, RV-36th – Coaches
Head Coach Jamie Dixon (TCU, 1987)
Career Record 388-155 (16th season)
TCU Record 60-32 (3rd season)
vs. Baylor 3-2
SID Steven Schoon – S.Schoon@tcu.edu

LAST GAME STARTERS

#	P	NAME	YR	PPG	RPG	APG	MPG
10	G	Makai Mason	Sr.	15.3	2.6	3.0	31.9
3	G	King McClure	Sr.	10.4	5.4	2.3	29.8
4	F	Mario Kegler	RSo.	9.4	6.0	0.9	26.6
12	G	Jared Butler	Fr.	8.4	2.4	2.6	23.2
11	F	Mark Vital	RSo.	6.1	7.5	2.2	26.4

#	P	NAME	YR	PPG	RPG	APG	MPG
1	G	Desmond Bane	Jr.	14.9	5.6	2.9	33.8
12	F	Kouat Noi	So.	14.9	4.3	1.0	25.4
25	G	Alex Robinson	Sr.	12.7	3.8	7.4	33.4
15	F	JD Miller	Sr.	10.4	6.5	2.0	29.3
21	C	Kevin Samuel	RFr.	7.8	7.4	1.6*	22.6

* - Blocks per game

PRONUNCIATIONS

John JAKUS	JAYK-us
Matthew MAYER	MYE-er
OBIM OKEKE	OH-bihm oh-KAY-kay
MACIO Teague	may-SEE-oh
Mark VITAL	VYE-tuhl

PARTICIPATION

CONSECUTIVE STARTS

22	Mark Vital
20	King McClure
17	Makai Mason
14	Mario Kegler
6	Jared Butler

CONSECUTIVE GAMES PLAYED

69	King McClure
45	Mark Vital
20	Devonte Bando, Jared Butler, Matthew Mayer
17	Makai Mason
15	Flo Thamba
14	Mario Kegler
6	Freddie Gillespie
1	Darius Allen, Obim Okeke

CAREER STARTS

66	MaCio Teague (66 at UNC Asheville)
54	King McClure
47	Makai Mason (30 at Yale)
45	Mario Kegler (31 at Mississippi State)
44	Tristan Clark
38	Mark Vital
25	Freddie Gillespie (23 at Carleton)
18	Jake Lindsey
7	Jared Butler
5	Devonte Bando
1	Darius Allen

CAREER GAMES PLAYED (NCAA)

120	King McClure
104	Jake Lindsey
79	Makai Mason (62 at Yale)
67	MaCio Teague (67 at UNC Asheville)
53	Mark Vital
48	Tristan Clark
46	Mario Kegler (32 at Mississippi State)
43	Freddie Gillespie (31 at Carleton)
34	Davion Mitchell (34 at Auburn)
20	Devonte Bando, Jared Butler, Matthew Mayer
19	Flo Thamba
12	Obim Okeke
8	Darius Allen

ON THE CALL

- Saturday's game will be broadcast on ESPNU with Clay Matvick and Tim Welsh calling the action.
- Both are calling a Baylor game for the first time this season. Matvick last called a Baylor game on Nov. 20-21, 2017, at the Hall of Fame Classic, when BU defeated Wisconsin and Creighton on consecutive days to win the title.
- The duo last worked a Baylor game together on Feb. 8, 2017, when the Bears won 72-69 at Oklahoma State.

QUICK HITS

- Baylor beat Alabama to move to 5-1 all-time in Big 12/SEC Challenges, the best record of any team in either league.
- Baylor is one of nine teams to be nationally ranked in each of the last 11 seasons dating back to 2007-08 – Baylor, Duke, Gonzaga, Kansas, Kentucky, Louisville, Michigan State, Notre Dame and North Carolina.
- BU is 40-68 against AP-ranked teams since 2007-08 after going 0-27 in Drew's first 4 rebuilding seasons.
- Baylor defeated 7 top-10 teams in the last 3 seasons, including a 6-3 mark vs. top-10 teams in Waco.
- Baylor is 12-22 against AP Top 10 teams since March 2012. BU started the Drew era 1-26 vs. top-10.
- Baylor has won 89% of its games when leading at the half since 2011-12 (145-18).
- Baylor is 185-85 over the last 7 seasons, averaging 24.4 wins per season since 2012.
- Baylor's 185 wins since 2011-12 are second-most in the Big 12 behind only Kansas (226).
- Baylor is 276-132 since 2007-08, the first year Drew's staff had a full allotment of scholarships.
- Baylor has the nation's 11th-longest active streak with at least one 3-point FG made in 889 straight games.

SERIES HISTORY VS. TCU

- Saturday is the 185th all-time series meeting and the 15th as Big 12 Conference members.
- Baylor leads the series 100-83, including a 54-39 mark in Waco and an 11-3 record in the Drew era.
- Since TCU joined the Big 12, Baylor is 11-3 in the series with an average scoring margin of +13.2 points per game.
- The Bears' 5 Big 12 home wins over TCU have been by at least 11 points and by an average of 20.0 points.
- The lone TCU win in Waco since joining the Big 12 came in overtime last season, 81-78, on Jan. 2.
- BU beat TCU in Waco by 11 in 2013, by 26 in 2014, by 20 in 2015, by 28 in 2016 and by 18 in 2017.

DREW ERA HIGHLIGHTS

- Drew is coaching his 512th game at Baylor (310-201). His .607 winning percentage is best in BU history.
- Baylor has a .676 winning percentage (276-132) since Drew's first year with no scholarship restrictions in 2007-08 and a .685 winning percentage (185-85) over the last 7 seasons since 2011-12.
- In Drew's 16 seasons as Baylor head coach, BU has been ranked in 211 of 512 games. Prior to Drew, BU was ranked in 2 of 2,197 games over 97 seasons. In 10 seasons since 2008-09, BU has been ranked in 208 of 377 games.
- BU has graduated 91 percent of its scholarship seniors since Drew took over in 2003 (31 of 34).
- In Drew's first 15 seasons at Baylor, 38 players have gone on to professional careers.
- Baylor has won 5 tournament titles under Drew – 2007 Paradise Jam, 2011 Las Vegas Classic, 2013 Postseason NIT, 2016 Battle 4 Atlantis and 2017 Hall of Fame Classic. BU is 20-4 in regular-season tournaments since 2013-14.

SEEKING 5TH STRAIGHT BIG 12 WIN

- BU is seeking its 5th consecutive Big 12 win, which would tie its longest in a single season (1998, 2016, 2018).
- Baylor's record for consecutive Big 12 wins is 6 straight, but that was across 2 seasons (4 in 2010, 2 in 2011).
- Baylor looks to extend its overall winning streak to 6 straight, its longest since starting 15-0 in 2016-17.

2018-19 BAYLOR BASKETBALL ROSTER

NO.	NAME	POS	HT	WT	CL.-EXP.	HOMETOWN/PREVIOUS SCHOOL
0	Flo Thamba	F	6-10	245	Fr.-HS	Kinshasa, Democratic Republic of Congo/Mountain Mission School [Va.]
1	Darius Allen	G	6-4	205	Jr.-JC	Melbourne, Fla./Chaminade-Madonna Prep (Palm Beach [Fla.] State)
2	Devonte Bando	G	6-3	195	Jr.-JC	Brampton, Ont./Faith Baptist HS (Hutchinson [Kan.] CC)
3	King McClure	G	6-3	215	Sr.-3L	Dallas, Texas/Triple A Academy
4	Mario Kegler	G/F	6-7	230	RSo. ¹ -SQ	Jackson, Miss./Oak Hill Academy (Mississippi State)
5	MaCio Teague	G	6-3	190	Jr. ² -TR	Cincinnati, Ohio/Walnut Hills HS (UNC Asheville)
10	Makai Mason	G	6-1	185	RSr. ³ -TR	Greenfield, Mass./Hotchkiss School (Yale)
11	Mark Vital	G/F	6-5	230	RSo. ⁴ -1L	Lake Charles, La./Advanced Prep International
12	Jared Butler	G	6-3	185	Fr.-HS	Reserve, La./Riverside Academy
13	Jackson Moffatt	G/F	6-6	210	Fr.-HS	Magnolia, Texas/Magnolia HS
15	Obim Okeke	G	6-0	225	Jr.-SQ	Las Vegas, Nev./Bishop Gorman HS
22	Jake Lindsey	G	6-5	200	Sr.-3L	Houston, Texas/Olympus HS [Utah]
24	Matthew Mayer	G/F	6-9	200	Fr.-HS	Austin, Texas/Westlake HS
25	Tristan Clark	F	6-9	240	So.-1L	San Antonio, Texas/Wagner HS
33	Freddie Gillespie	F	6-8	240	RJr. ⁵ -SQ	St. Paul, Minn./East Ridge HS (Carleton)
45	Davion Mitchell	G	6-1	200	So. ⁶ -TR	Hinesville, Ga./Liberty County HS (Auburn)

^ - sat out 2016-17 as redshirt * - sat out 2017-18 as redshirt # - will sit out 2018-19 to satisfy NCAA transfer rules

COACHING & SUPPORT STAFF

Head Coach: Scott Drew (Butler, 1993), 17th season overall, 16th season at Baylor
Associate Head Coach: Jerome Tang (Charter Oak State, 2007), 16th season
Assistant Coaches: Alvin Brooks III (Idaho State, 2002), 3rd season; John Jakus (Trinity International, 1999), 2nd season
Special Assistant & Director of Player Development: Jared Nuness (Valparaiso, 2001), 9th season
Director of Operations: Bill Peterson (Eckerd, 1979), 2nd season
Associate Director of Operations & Recruiting: Aditya Malhotra (Baylor, 2006), 6th season
Director of Video Operations: Ty Beard (Baylor, 2009), 2nd season

A WIN WOULD ...

- Be **Scott Drew's** 311th win at Baylor and the 331st of his Division I coaching career.
- Extend Baylor's winning streak to 6 straight games, its longest winning streak since starting 15-0 in 2016-17.
- Give Baylor 5 straight Big 12 wins, tying its longest streak in a single season (1998, 2016, 2018, 2019).
- Make Baylor 6-2 or better through its first 8 Big 12 games for the 4th time in league history (2012, 2016, 2017, 2019).
- Improve Baylor's record to 34-5 in home games vs. unranked teams over the last 3 seasons.
- Improve BU's record to 83-41 during **King McClure's** 4-year career and 80-41 in games McClure has played.
- Improve Baylor's record against TCU to 101-84, including 12-3 as Big 12 rivals.

3-GUARD LINEUP LEADING BEARS' RESURGENCE

- Baylor switched to a 3-guard lineup after **Tristan Clark's** season-ending injury, swapping freshman guard **Jared Butler** into the starting lineup. The Bears moved 6-foot-5 sophomore **Mark Vital** to the starting 5-spot.
- In 6 games without Clark, Baylor is making 3.4 more 3-pointers per game (9.8 from 6.4) and shooting 9.1% higher from 3-point range (38.3 from 29.2). BU's 2-point percentage has suffered, dropping from 55% to 48%.
- Baylor is averaging 3.4 more PPG and 1.4 more RPG despite missing Clark's 14.6 PPG and 6.3 RPG.
- Eight BU players average more ppg in 6 games since Clark's injury than in 14 games with Clark — **Butler** (+6.2), **Gillespie** (+3.2), **Kegler** (+1.4), **Thamba** (+1.2), **Mason** (+0.6), **McClure** (+0.5), **Bandoo** (+0.5) and **Vital** (+0.2).
- Five Bears have increased rebounding — **Thamba** (+1.5), **McClure** (+1.4), **Butler** (+1.3), **Vital** (+1.0) and **Gillespie** (+1.0).

LAST TIME VS. TCU

- Baylor rallied from 19 points down in the 2nd half to cut TCU's lead to 82-81 with 18 seconds left, but the Bears missed a potential game-tying 3-pointer with 8 seconds remaining and fell 85-81 in their Big 12 opener on Jan. 5.
- BU trailed by 12 at the break and got back in the game despite TCU shooting 65% in the 2nd half. BU's 53 points in the 2nd half were its most in a half in a Big 12 game since scoring 60 at in the 2nd half at Iowa State on Jan. 9, 2016.
- **Matthew Mayer** posted 17 points in 14 minutes off the bench, while **Tristan Clark** had 18 points, 6 rebounds and 4 assists, and **Makai Mason** recorded 15 points and 3 assists.

CLARK OUT FOR SEASON WITH LEFT KNEE INJURY

- Sophomore forward **Tristan Clark** is out for the year after suffering a left-knee injury in the Jan. 8 win over Iowa State.
- **Clark** started the first 14 games this season and was leading the nation with a .737 field goal percentage, which was on pace to become the 4th-best single-season mark in NCAA Division I history.
- **Clark** averaged 14.6 points, 6.3 rebounds, 2.4 blocks, 1.7 assists and 1.1 steals in 29.8 minutes per game prior to the injury. At the time of the injury, he was 7th in the Big 12 in scoring, 9th in rebounding and 3rd in blocks.

ONE OF THE GREATEST REBUILDS IN NCAA HISTORY

- **Scott Drew** became Baylor head coach in 2003, starting of one of the greatest rebuilds in NCAA history.
- Drew is now in his 16th season at Baylor and is the school's all-time wins leader (310).
- Baylor is one of nine teams to be nationally ranked in each of the last 11 seasons dating back to 2007-08 — Baylor, Duke, Gonzaga, Kansas, Kentucky, Louisville, Michigan State, Notre Dame and North Carolina.
- Baylor has had a nation-leading four players selected in the NBA Draft since 2010 who weren't ranked in the ESPN100 out of high school — Quincy Acy, Ekpe Udoh, Pierre Jackson and Taurean Prince.
- Six Baylor players have been selected in the last six NBA Drafts, 10th-most nationally.
- In Drew's first 15 seasons at Baylor, 38 players have gone on to professional careers.
- Drew (48) is the youngest of 11 coaches to take his current program to four Sweet 16s since 2010.
- The Bears have advanced to postseason play in a school-record seven straight seasons (5 NCAA, 2 NIT).
- BU is 20-4 in regular-season tournaments since 2013-14, including wins in 14 of its last 15 games.
- Drew has won 20+ games in nine of the last 11 years — the Bears had 3 seasons of 20+ wins prior to his arrival.

MCCLURE LEADING AS LONE RETURNING SENIOR

- Senior **King McClure**, Baylor's lone player with 3+ years in the program. He has played in 120 games at Baylor, while his teammates who played in Monday's game at Oklahoma have combined to play 178 games at BU.
- **McClure** slid to the starting 3-spot with **Clark's** injury. He posted a career-high 29 points with 9 rebounds and 4 assists in a career-high 38 minutes of the Jan. 14 win at Oklahoma State.
- **McClure** has made 2 starts this season as point guard, 9 starts as shooting guard and 9 starts at the 3-spot.
- **McClure** has posted 20+ points 4 times this season after doing so in 1 of 100 games over his first 3 years.
- In 6 games since Clark's injury, **McClure** is averaging 10.7 points, 6.3 rebounds, 2.0 assists and 1.3 steals.

MASON RETURNS AFTER MISSING TWO SEASONS

- **Makai Mason** has started the last 17 games after missing the majority of the previous 2+ seasons due to injury.
- Mason leads the team with 15.3 points, 3.0 assists and 31.9 minutes per game.
- Mason is on a career-best streak of 12 straight games scoring in double-figures, averaging 16.2 points in that span.
- Mason posted a season-high 29 points in 38 minutes of BU's win at West Virginia (1/21), including 8-of-8 on 2-pt FGs.
- Mason led the Bears to a huge road win at Arizona (12/15) with a game-high 22 points and career-high 7 rebounds.
- Mason has a season-high 25 points in the win over No. 20 Iowa State (1/8), including 7 points in the final 2 minutes.
- He has scored 10+ points in 16 of 17 games played, including 5 games with 18+ points.



SCOTT DREW
HEAD COACH
16TH SEASON

THE DREW FILE

PERSONAL

Birthdate: Oct. 23, 1970
Birthplace: Kansas City, Mo.
Family: Wife, Kelly; daughter Mackenzie, sons Peyton and Brody

EDUCATION

College: Butler, 1993; Valparaiso, 1994 (Master's)

COACHING EXPERIENCE

1993-01 Valparaiso (assistant coach)
2001-02 Valparaiso (associate head coach)
2002-03 Valparaiso (head coach)
2003-pres. Baylor (head coach)

THE DREW WORKSHEET

YEAR	SCHOOL	OVERALL	CONF.
2002-03	Valparaiso	20-11	12-2
2003-04	Baylor	8-21	3-13
2004-05	Baylor	9-19	1-15
2005-06‡	Baylor	4-13	4-12
2006-07	Baylor	15-16	4-12
2007-08	Baylor ¹	21-11	9-7
2008-09	Baylor ²	24-15	5-11
2009-10	Baylor ¹	28-8	11-5
2010-11	Baylor	18-13	7-9
2011-12	Baylor ¹	30-8	12-6
2012-13*	Baylor ²	23-14	9-9
2013-14	Baylor ¹	26-12	9-9
2014-15	Baylor ¹	24-10	11-7
2015-16	Baylor ¹	22-12	10-8
2016-17	Baylor ¹	27-8	12-6
2017-18	Baylor ²	19-15	8-10
2018-19	Baylor	14-6	5-2
TOTAL	17th season	330-212	130-143
BAYLOR	16th season	310-201	118-141

‡ Baylor played no non-conference schedule due to NCAA sanctions.
* Two of Baylor's wins were credited to interim head coach Jerome Tang.
¹ NCAA Tournament Appearances | ² NIT Appearances

DREW VS. 2018-19 OPPONENTS

OPPONENT	CAREER
Alabama	1-1
Arizona	1-0
George Mason	1-0
Iowa State	13-12
Kansas	4-23
Kansas State	11-14
New Orleans	1-0
Nicholls State	1-0
Oklahoma	11-22
Oklahoma State	17-15
Ole Miss	1-1
Oregon	2-1
Prairie View A&M	9-0
South Dakota	1-0
Southern	9-0
Stephen F. Austin	2-2
Texas	15-20
TCU	11-3
Texas Southern	8-1
Texas Tech	18-12
West Virginia	9-7
Wichita State	1-2
CAREER W-L TOTAL	330-212

MISCELLANEOUS STATISTICS

Current Streak.....	Won 5
Current Home Streak.....	Won 2
Current Road/Neutral Streak.....	Won 3
Last Win.....	Jan. 28 at Oklahoma (77-47)
Last Home Win.....	Jan. 26 vs. Alabama (73-68)
Last Away Win.....	Jan. 28 at Oklahoma (77-47)
Last Loss.....	Jan. 12 vs. Kansas (68-73)
Last Home Loss.....	Jan. 12 vs. Kansas (68-73)
Last Away Loss.....	Jan. 5 at TCU (81-85)

2018-19 RECORD BY STARTING LINEUP

Mason (g), Butler (g), McClure (g), Kegler (f), Vital (f).....	5-1
Mason (g), McClure (g), Kegler (f), Vital (f), Clark (f).....	5-3
Mason (g), McClure (g), Bando (g), Vital (f), Clark (f).....	2-1
McClure (g), Bando (g), Vital (g), Clark (f), Gillespie (f).....	2-0
Butler (g), McClure (g), Allen (g), Vital (f), Clark (f).....	0-1

RECORD WHEN...

	2018-19		DREW
	ALL	B12	ERA
Leading or tied at halftime	12-2	5-0	250-45
Trailing at halftime	2-4	0-2	62-156
Shoot 50 percent or higher	4-0	2-0	147-12
Shoot lower than 50 percent	10-6	3-2	165-189
Shoot higher pct than opponent	11-1	3-0	273-27
Shoot lower percentage than opp	3-5	2-2	39-174
Opp. shoot lower than 50 percent	12-4	4-0	296-107
Opp. shoot 50 percent or higher	2-2	1-2	16-94
Score fewer than 60 points	2-1	0-0	11-50
Score 60-plus points	12-5	5-2	301-151
Score 70-plus points	11-2	5-1	263-65
Score 80-plus points	6-1	2-1	132-12
Score 90-plus points	1-0	0-0	56-3
Score 100-plus points	0-0	0-0	20-0
Opp. score fewer than 50 points	4-0	1-0	33-1
Opp. score fewer than 60 points	7-1	1-0	114-9
Opp. score fewer than 70 points	11-1	3-0	219-51
Opp. score fewer than 80 points	13-5	5-1	294-136
Opp. score 80-plus points	1-1	0-1	18-65
Opp. score 90-plus points	0-0	0-0	3-19
More rebounds than opponent	13-4	5-2	238-75
Equal/fewer rebounds than opp.	1-2	0-0	74-126
40+ rebounds	5-2	1-1	122-30
Fewer than 40 rebounds	9-4	4-1	190-171
Fewer turnovers than opp.	7-2	2-0	154-65
Equal/more turnovers than opp.	7-4	3-2	158-136
Games decided by 5 or fewer pts	3-4	2-2	65-59
OT games	0-0	0-0	18-5
Games as AP ranked team	0-0	0-0	148-63
Games vs. AP ranked opponents	2-1	2-1	40-95
Games following a loss	6-1	2-0	103-93
Games following a win	8-4	3-2	208-109
More points in paint than opp.	9-6	2-2	224-82
Equal/fewer pts in paint than opp.	5-0	3-0	88-119
More points off TO than opp.	7-2	2-1	187-68
Equal/fewer pts off TO than opp.	7-4	3-1	125-133
More bench points than opp.	7-5	1-2	180-99
Equal/fewer bench points than opp.	7-1	4-0	132-102
More 2nd-chance points than opp.	11-4	4-2	178-105
Equal/fewer 2nd-ch. pts than opp.	3-2	1-0	134-96
Playing in November	5-2	0-0	72-14
Playing in December	3-2	0-0	73-19
Playing in January	6-2	5-2	68-63
Playing in February	0-0	0-0	55-65
Playing in March	0-0	0-0	42-39
Playing in April	0-0	0-0	2-1

BUTLER STEPS INTO STARTING ROLE WITH CLARK OUT

- Freshman guard **Jared Butler** leads the team with a 1.76 assist-to-turnover ratio (51a/29t). He's played in all 20 games and joined the starting lineup at the 2-spot for the last 6 games with **Tristan Clark's** injury.
- In 6 starts with Clark out, Butler is averaging 12.7 points, 4.2 assists and 1.3 steals in 29.3 minutes per game.
- Butler is shooting 44% on 3FGs (16-of-36) in the last 6 games after 23% (10-of-44) in his first 14 games.
- Butler has led the team in scoring twice and assists four times since Clark's injury. He had team-highs with 14 points and 4 assists vs. No. 7 Kansas and led the team with 19 points and 5 assists vs. No. 8 Texas Tech.
- Butler also had 16 points (4-of-7 on 3FGs) and 4 assists in a career-high 35 minutes of the win at OSU.

KEGLER SETTling IN AFTER LONG LAYOFF

- **Mario Kegler** went 629 days between games after sitting out the 2017-18 following his transfer from Mississippi State and then missing the first 6 games this season. He has started the last 14 games.
- Kegler has scored in double-figures in 3 straight games while averaging 15.3 points and 6.0 rebounds.
- Kegler is shooting 54% (21-of-39) during the Bears' 5-game winning streak after entering the streak at 39%.
- Kegler posted game-highs with 17 points and 7 rebounds in 27 minutes of the Jan. 26 win vs. Alabama.
- Kegler went 5-of-5 on 2-point attempts on his way to a career-high 18 points in the Jan. 21 win at West Virginia.

VITAL DOING THE DIRTY WORK

- Despite being undersized at 6-foot-5, **Mark Vital** slid to the starting 5-spot with **Tristan Clark** out. Vital leads the Big 12 and ranks 7th nationally in offensive rebounding (3.8), and ranks 4th in the Big 12 in total rebounding (7.5 rpg).
- Vital had team-highs with 13 rebounds, 5 assists and 2 steals in 32 minutes of the Jan. 14 win at Oklahoma State.
- In 6 games with Clark out, Vital is averaging 6.2 points, 8.2 rebounds (4.7 offensive) and 2.5 assists per game.
- Vital posted 17 rebounds in Baylor's win at Arizona, which were 3 more than all Arizona players combined (14).

DOMINANT DEFENSIVE PERFORMANCES

- Baylor's defense has held 3 high-major teams to their lowest scoring totals in more than 5 years.
- BU held Arizona to 49 points in Tucson on Dec. 1, becoming the first team to hold UA below 50 since Feb. 26, 2011.
- Baylor limited Oregon to 47 points on Dec. 15, the Ducks' fewest points in a game since Feb. 21, 2013.
- Baylor held Oklahoma to 47 points in Norman on Jan. 28, the Sooners' fewest in a game since Nov. 23, 2012.

PROTECTING HALFTIME LEADS

- Baylor went 15-0 last season when leading at halftime and is 30-2 in its last 32 games when leading at the half.
- Baylor has won 89% of its games (145-18) when leading at the half since 2011-12 (12-2 in 2018-19, 15-0 in 2017-18, 18-3 in 2016-17, 18-2 in 2015-16, 21-7 in 2014-15, 18-2 in 2013-14, 17-1 in 2012-13 and 26-1 in 2011-12).
- BU has won 37% of games in which its been tied or trailing at the half since 2011-12, going 40-67 in those.
- BU has led at halftime in 163 of 270 games over the last eight seasons, and BU is 185-85 since 2011-12.

TWENTY-TWO WINS VS. RANKED TEAMS IN LAST FIVE SEASONS

- Baylor has gone 22-28 against ranked teams since the start of the 2014-15 season (2-1 this season).
- BU's 2-1 record this year includes wins vs. No. 8 Texas Tech and No. 20 Iowa State and a loss to No. 7 Kansas.
- BU is 40-68 against AP-ranked teams since 2007-08 after going 0-27 in Drew's first four rebuilding seasons.
- Baylor has won multiple games vs. AP Top 25 teams in each of the last 12 seasons. The Bears have defeated at least five ranked teams in four of the last five seasons dating back to 2013-14.
- BU has knocked off seven AP top-10 teams in the last 3 seasons (7-7 vs. AP Top 10).

NON-CONFERENCE HIGHLIGHTS

- Baylor finished 9-4 in non-conference play, with marquee wins at Arizona, vs. Oregon and vs. Alabama.
- BU out-rebounded Alabama 35-31 on Jan. 26, becoming the 2nd team to out-rebound UA in 19 games this season.
- BU held Oregon to 47 points on Dec. 15, the Ducks' fewest in a game since scoring 46 vs. Cal on Feb. 21, 2013.
- BU won 58-49 at Arizona on Dec. 1, becoming the first team to hold UA below 50 points since Feb. 26, 2011.
- The win at Arizona snapped the Wildcats 52-game non-conference home winning streak.
- Baylor improved to 11-4 vs. the Pac-12 in the Drew era and 10-5 against SEC teams since 2012-13.
- Baylor is 35-9 in games against non-Big 12 teams over the last 3 seasons, including home victories against No. 4 Oregon, No. 7 Xavier, Oregon and Alabama, neutral site wins vs. No. 10 Louisville, vs. No. 24 Michigan State, vs. VCU, vs. USC, vs. Wisconsin and vs. Creighton and road wins at Arizona and Ole Miss.

BALANCED BEARS DOMINATE AT OKLAHOMA

- **Makai Mason** led a balanced BU attack with 12 points, as the Bears rolled to a 77-47 win at Oklahoma on Jan. 28.
- All 11 Baylor players made field goals in the game, with 7 different players posting 7+ points.
- BU shot 54% from the field and 50% from 3-point range (10-of-20), while OU was held to 27% from the field.
- Baylor held OU to its fewest points in a home game since March 6, 2004, and the 30-point margin of victory was the largest by any team playing at Oklahoma since Kansas won by 31 points on Feb. 5, 1963.

KEGLER'S BIG DAY LEADS BU TO BIG 12/SEC CHALLENGE WIN OVER ALABAMA

- **Mario Kegler** had game-highs with 17 points and 7 rebounds to lead Baylor to a 73-68 win over Alabama on Jan. 26.
- There were 12 ties and 12 lead changes in the game, and BU trailed 59-56 with 5 minutes left.
- The Bears got 13 points and 4 assists from **Makai Mason**, while **Freddie Gillespie** chipped in a career-high 8 points in 16 minutes off the bench. **Matthew Mayer** added 9 points, 5 rebounds and 3 assists off the bench.
- BU controlled the glass 35-31, becoming the 2nd team to out-rebound Alabama in 19 games this season.

2018-19 BAYLOR BASKETBALL GAME NOTES

MASON AND KEGLER PUSH BEARS TO WIN AT WEST VIRGINIA

- **Makai Mason** and **Mario Kegler** guided Baylor to an 85-73 win at West Virginia on Jan. 21.
- The duo combined to shoot 13-of-13 on 2-point field goal attempts, with Mason posting a season-high 29 points (8-of-8 on 2FGs) and Kegler recording a career-high 18 points (5-of-5 on 2FGs).
- **Devonte Bando** had 13 points, 4 assists and just 1 turnover in 28 minutes off the bench.
- As a team, BU shot 68% (21-of-31) on 2-point field goals, helping to offset shooting 30% (8-of-27) on 3-pointers.
- BU turned the ball over only 2 times in the first half and built a 15-point halftime lead, which helped the Bears overcome 16 second-half turnovers. Despite the turnover woes, BU led by at least 8 points the entire 2nd half.

BUTLER'S STRONG SECOND HALF LEADS BEARS TO WIN OVER NO. 8 TEXAS TECH

- Freshman **Jared Butler** led the Bears with 19 points and 5 assists (14 points, 2 assists and 3 steals in the 2nd half), while **Makai Mason** added 16 points to help the Bears to a 73-62 win over No. 8 Texas Tech on Jan. 19.
- Baylor trailed 23-10 midway through the 1st half, but BU closed the half on a 23-8 run to lead 33-31 at halftime.
- Butler scored Baylor's first 8 points in the 2nd half, and after Tech cut the BU lead to 2 points with 5 minutes left, Butler made a 3-pointer and converted a 3-point play on consecutive possessions to extend the lead back to 8 points.
- BU went 10-of-10 at the foul line in the final 3 minutes, with **Freddie Gillespie** and Mason making 4 apiece.

MCCLURE'S CAREER NIGHT LEADS TO HUGE ROAD WIN AT OKLAHOMA STATE

- **King McClure** had a career-high 29 points with 9 rebounds and 4 assists in a career-high 38 minutes to lead Baylor to a crucial 73-69 win at Oklahoma State on Jan. 14. The Bears' 15 made 3-pointers were their most since 2014.
- BU shot 60% from 3-point range (15-of-25) and only 27% from inside the 3-point line (8-of-30).
- Baylor's trio of starting guards shot a combined 14-of-23 from 3-point range, with **Jared Butler** posting 16 points and 4 assists, including 4-of-7 on 3-pointers, and **Makai Mason** adding 13 points on 3-of-5 from downtown.
- OSU also had a hot shooting night, making 45% from downtown (13-of-29) and only 32% inside the arc (9-of-28).

TWO BIG DEFICITS TOO MUCH VS. NO. 7 KANSAS IN FIRST GAME WITHOUT CLARK

- Baylor lost 73-68 vs. No. 7 Kansas in its first game without **Tristan Clark** on Jan. 12. The Bears started 0-of-15 from the field and fell behind 18-2, then cut that deficit to 24-22 late in the first half.
- KU closed the half on an 11-3 run to take a 10-point halftime lead, and the Bears fell behind by as many as 23.
- BU trailed 68-48 with 4 minutes left and mounted a ferocious comeback to cut it to 72-68 in the final minute.
- Baylor out-rebounded Kansas 49-30, including 26-4 in offensive boards. **Mark Vital** had twice as many offensive rebounds (8) as the entire Kansas team (4) and finished with 10 points and 9 boards in his first start at the 5-spot.
- **Jared Butler** led BU with 14 points and 4 assists in his first start since the season opener.

BEARS CLOSE STRONG TO BEAT NO. 20 IOWA STATE

- **Makai Mason** scored 7 of his game-high 25 points in the final 2 minutes, helping BU beat No. 20 Iowa State 73-70 on Jan. 8. Mason hit the game-tying bucket with 1:48 to play, then gave BU the lead for good with 38 seconds left.
- The Bears won despite shooting 6.4% lower (BU-.436; ISU-.500) and attempting one fewer field goal than Iowa State. BU went a season-best 17-of-20 at the free throw line.
- **Devonte Bando** had 13 points off the bench, including 2 free throws with 5 seconds left to give BU a 3-point lead.

STRONG DEFENSIVE EFFORT LEADS BAYLOR PAST OREGON

- Baylor posted a strong defensive effort to earn a 57-47 win over Oregon on Dec. 21.
- BU held Oregon to 16 first-half points and limited the Ducks to their fewest points in a game since Feb. 21, 2013.
- Baylor built a 20-5 lead and led by 16 points in the 2nd half before a furious Oregon rally cut it to 47-45 with 3:32 to play. BU closed the game on a 10-2 run, with **Makai Mason** scoring 6 of his 14 points during the closing run.

BAYLOR SNAPS ARIZONA'S 52-GAME NON-CONFERENCE HOME WINNING STREAK

- An incredible rebounding effort helped the Bears record a marquee non-conference road win at Arizona, snapping the Wildcats' 52-game non-conference home winning streak with a 58-49 win on Dec. 15 in Tucson.
- Baylor became the first team to hold Arizona below 50 points since 2011 and the first to do so in Tucson since 2009.
- BU out-rebounded Arizona 51-19, and **Mark Vital's** 17 rebounds were 3 more than all 9 Arizona players combined (14 player rebounds, 5 team rebounds). The Bears had 19 offensive rebounds and led 19-2 in second-chance points.
- **Makai Mason** posted a game-high 22 points and a career-best 7 rebounds to lead the Bears to victory.

DREW JOINS ELITE COMPANY WITH 300TH WIN

- Head coach **Scott Drew** earned his 300th win at Baylor with the Bears' victory over George Mason on Nov. 24.
- Drew is 1 of 18 active coaches with 300 wins at his current school (thru 1/30/19): Mike Krzyzewski (1045), Jim Boeheim (941), Tom Izzo (592), Bob McKillop (569), Mark Few (554), Bill Self (463), Roy Williams (440), Phil Martelli (439), Jay Wright (439), Mike Brey (414), Randy Bennett (405), Rick Byrd (403), Greg Kampe (348), Leonard Hamilton (320), Fran O'Hanlon (318), **Scott Drew (310)**, Matt Painter (309) and James Jones (300).

BEARS PICKED 9TH IN BIG 12 PRESEASON COACHES POLL

- Baylor was picked 9th in the 2019 Big 12 Preseason Coaches Poll, ahead of only Oklahoma State.
- BU received 20 points, one point back of Oklahoma in 8th and 10 points ahead of 10th place Oklahoma State.
- Baylor's 9th-place projection is the lowest the Bears have been picked since 2009-10, when BU was tabbed 10th, won 28 games and tied for second place in the league before advancing to the NCAA Tournament Elite Eight.

SEASON HONORS

TRISTAN CLARK

Big 12 Player of the Week (Dec. 31)
Emerald Coast Classic All-Tournament Team

MAKAI MASON

Big 12 co-Newcomer of the Week (Jan. 28)

KING MCCLURE

Big 12 co-Player of the Week (Jan. 21)

DOUBLE-FIGURE GAMES

POINTS	18-19	CAREER
Makai Mason	16	51 (35 at Yale)
Tristan Clark	11	21
King McClure	7	33
Mario Kegler	7	23 (16 at Mississippi State)
Jared Butler	7	7
Mark Vital	5	14
Devonte Bando	5	5
Matthew Mayer	4	4
Freddie Gillespie	—	14 (14 at Carleton)

REBOUNDS	18-19	CAREER
Mark Vital	5	7
King McClure	2	2
Tristan Clark	1	3
Mario Kegler	1	1
Freddie Gillespie	—	9 (9 at Carleton)

DOUBLE-DOUBLES	18-19	CAREER
Tristan Clark	1	3
Mark Vital	1	1
King McClure	1	1
Freddie Gillespie	—	4 (4 at Carleton)

20+ POINTS	18-19	CAREER
King McClure	4	5
Makai Mason	3	12 (9 at Yale)
Tristan Clark	2	2
Devonte Bando	1	1
Jared Butler	1	1
Freddie Gillespie	—	1 (1 at Carleton)

GAME TRENDS

	W/L	SCORE	TIME LEADING	TIME TRAILING	TIME TIED
Texas So.	L	69-72	36:20	2:18	1:22
Southern	W	80-53	35:26	1:28	3:06
PVAMU	W	91-80	38:41	—	1:19
Nicholls St.	W	81-54	36:00	3:12	0:48
vs. Ole Miss	L	70-78	0:32	36:09	3:19
vs. GMU	W	72-61	29:55	8:18	1:47
South Dakota	W	63-57	8:05	30:13	1:42
at Wichita State	L	63-71	—	38:16	1:44
at Arizona	W	58-49	14:50	17:01	8:09
SFA	L	58-59	27:47	6:35	5:38
Oregon	W	57-47	38:25	0:50	0:45
New Orleans	W	84-44	31:53	5:22	2:45
at TCU	L	81-85	0:21	37:43	1:56
Iowa State	W	73-70	22:47	12:31	4:42
Kansas	L	68-73	0:19	38:25	1:16
at Oklahoma St.	W	73-69	16:34	19:23	4:03
Texas Tech	W	73-62	22:19	15:54	1:47
at West Virginia	W	85-73	39:38	0:09	0:13
Alabama	W	73-68	19:24	11:21	9:15
at Oklahoma	W	77-47	35:43	2:34	1:43

TOTAL 454:59 287:42 57:19

LARGEST LEADS & DEFICITS

	W/L	HALFTIME		LARGEST LEAD	LARGEST DEFICIT
		SCORE	MARGIN		
Texas So.	L, 69-72	+13	(40-27)	+17	-3
Southern	W, 80-53	+3	(31-27)	+29	-2
PVAMU	W, 91-80	+11	(47-36)	+18	—
Nicholls St.	W, 81-54	+16	(37-21)	+40	-2
vs. Ole Miss	L, 70-78	-4	(39-43)	+2	-13
vs. GMU	W, 72-61	+1	(28-27)	+14	-4
South Dakota	W, 63-57	-2	(27-29)	+6	-9
at Wichita State	L, 63-71	-29	(15-44)	—	-33
at Arizona	W, 58-49	-3	(20-23)	+11	-6
SFA	L, 58-59	+8	(33-25)	+10	-3
Oregon	W, 57-47	+12	(28-16)	+16	-2
New Orleans	W, 84-44	+16	(37-21)	+45	-3
at TCU	L, 81-85	-12	(28-40)	+2	-19
Iowa State	W, 73-70	+8	(38-30)	+8	-7
Kansas	L, 68-73	-10	(25-35)	+2	-23
at Oklahoma St.	W, 73-69	+5	(40-35)	+5	-8
Texas Tech	W, 73-62	+2	(33-31)	+13	-13
at West Virginia	W, 85-73	+15	(46-31)	+21	-1
Alabama	W, 73-68	+6	(36-30)	+6	-5
at Oklahoma	W, 77-47	+18	(39-21)	+30	-2

SPECIALTY STATISTICS

[PP - Points in the paint; POT - Points off turnovers;
2nd - Second chance points; BP - Points off the bench]

OPPONENT	[BAYLOR-OPPONENT]			
	PP	POT	2ND	BP
Texas Southern	42-32	20-14	15-11	21-5
Southern	36-24	33-4	14-6	33-16
Prairie View A&M	38-20	17-23	10-12	33-17
Nicholls State	28-14	15-8	22-13	31-21
vs. Ole Miss	38-30	9-20	4-13	25-13
vs. George Mason	22-22	19-21	10-2	11-8
South Dakota	28-26	10-12	9-19	11-9
at Wichita State	32-26	18-20	15-19	11-23
at Arizona	32-18	2-11	19-2	10-13
SFA	28-22	11-14	16-7	11-5
Oregon	34-12	15-10	12-2	4-9
New Orleans	40-18	33-11	19-11	36-18
at TCU	44-38	8-15	11-6	21-15
Iowa State	24-32	7-9	13-5	15-16
Kansas	32-24	17-15	14-5	24-13
at Oklahoma State	14-16	10-15	12-21	9-23
Texas Tech	26-24	13-18	11-2	15-20
at West Virginia	32-34	16-13	20-12	20-52
Alabama	38-48	24-13	18-9	21-22
at Oklahoma	38-18	20-12	8-8	28-18
BAYLOR TOTAL	646	317	272	390
Baylor Average	32.3	15.9	13.6	19.5
OPP TOTAL	498	278	185	336
Opp Average	24.9	13.9	9.3	16.8

SECOND-MOST WINS AMONG BIG 12 TEAMS LAST 8 YEARS

- Baylor's 185-85 record since 2011-12 trails only Kansas (226-55) among Big 12 teams (thru 2/1/19).
- Iowa State (176-86) is 3rd, West Virginia (163-101) is 4th, Kansas State (162-96) is 5th, Oklahoma (156-97) is 6th, Texas (142-116) is 7th, Oklahoma State (140-113) is 8th, TCU (129-126) is 9th and Texas Tech (126-121) is 10th.
- Baylor has averaged 24.4 wins per season over six seasons since 2011-12.

BIG 12'S SECOND-BEST ROAD MARK SINCE 2012

- Baylor is 33-34 in Big 12 road games since 2012, second-best in the league behind only Kansas (43-25).
- BU is 24-25 in Big 12 road games since 2014, which is also second-best in the league behind only Kansas (30-20).

LAST 8 YEARS (2012-PRES.)

- Kansas — 43-25
- Baylor — 33-34
- West Virginia — 25-32
- Iowa State — 25-41
- Kansas State — 25-41
- Oklahoma — 20-46
- Oklahoma State — 19-47
- Texas — 18-48
- Texas Tech — 11-56
- TCU — 6-51

LAST 6 YEARS (2014-PRES.)

- Kansas — 30-20
- Baylor — 24-25
- West Virginia — 22-26
- Iowa State — 18-30
- Oklahoma — 16-32
- Kansas State — 14-34
- Texas — 13-35
- Oklahoma State — 13-35
- Texas Tech — 10-39
- TCU — 6-42

GRADUATING 91 PERCENT OF SENIORS

- Since **Scott Drew** took over the Baylor Basketball program in 2003, 31 of 34 scholarship players who have played their fourth years under Drew have graduated from Baylor.
- **King McClure** officially graduated from Baylor on Dec. 15, the same day the Bears won at Arizona. He'll be recognized during the Dec. 29 home game against New Orleans.
- Players recruited by Drew to graduate at Baylor: Tim Bush, Patrick Fields, Aaron Bruce, Mamadou Diene, Delbert Simpson, Curtis Jerrells, Henry Dugat, Kevin Rogers, Tweety Carter, Josh Lomers, Ekpe Udoh, Fred Ellis, Quincy Acy, Anthony Jones, J'mison Morgan, A.J. Walton, Cory Jefferson, Brady Heslip, Gary Franklin, Kenny Chery, Royce O'Neale, Lester Medford, Rico Gathers, Taurean Prince, Al Freeman, Johnathan Motley, Ishmail Wainright, Manu Lecomte, Jo Lual-Acuil Jr., Nuni Omot and King McClure.

38 PRO PLAYERS IN DREW ERA

- In Scott Drew's 15 years at Baylor, 38 of his players have gone on to professional careers, including all four seniors from last year's squad — Manu Lecomte, Jo Lual-Acuil Jr., Terry Maston and Nuni Omot.
- Five of Drew's players are currently playing in the NBA, and they all graduated from Baylor — Quincy Acy (Nets), Johnathan Motley (Clippers), Royce O'Neale (Jazz), Taurean Prince (Hawks) and Ekpe Udoh (Jazz).
- A complete list of pro players from the Drew era is on page 155 of the 2018-19 men's basketball media almanac.

FROM UNRANKED TO NBA DRAFT PICKS

- Baylor has had a nation-leading four players selected in the NBA Draft since 2010 who weren't ranked in the ESPN100 out of high school.
- The only other schools with three such players were Colorado, Marquette, Missouri, New Mexico and Connecticut.
- Baylor developed **Quincy Acy**, **Ekpe Udoh**, **Pierre Jackson** and **Taurean Prince** into NBA Draft picks after joining the program as unranked recruits.

SIX NBA DRAFT PICKS IN LAST SEVEN SEASONS

- Baylor's six NBA Draft picks over the last seven years are the nation's 10th most, trailing only Kentucky, Duke, Syracuse, Kansas, North Carolina, UCLA, Arizona, Louisville and Michigan.
- A program-record three Baylor players were selected in the 2012 NBA Draft — Perry Jones III (28th pick; Oklahoma City Thunder), Quincy Acy (37th pick; Toronto Raptors) and Quincy Miller (38th pick; Denver Nuggets). Pierre Jackson (42nd pick, Philadelphia 76ers; traded to New Orleans Pelicans) was chosen in the 2013 draft, Cory Jefferson (60th pick; San Antonio Spurs; traded to Brooklyn Nets) was selected in 2014 and Taurean Prince (12th pick; Utah Jazz; traded to Atlanta Hawks) was chosen in 2016.

BEARS INK JORDAN TURNER FOR 2019-20

- Baylor signed Jordan Turner to a National Letter of Intent in November. He'll join the program in the summer of 2019.
- Turner, a 6-foot-7, 180-pound forward, is the No. 11 recruit in the state of Texas. He's currently playing his senior season at Sunrise Christian Academy in Bel Aire, Kansas.
- Turner recently had 30 points and 8 rebounds in Sunrise Christian's 65-53 win over Holy Spirit.

FOUR NCAA TOURNAMENT APPEARANCES IN LAST FIVE SEASONS

- Baylor has its school-record streak of four consecutive NCAA Tournament appearances snapped in 2018.
- BU is 1 of 29 teams to appear in four NCAA Tournaments since 2014, joining Arizona, Butler, Cincinnati, Dayton, Duke, Gonzaga, Iowa State, Kansas, Kentucky, Michigan, Michigan State, New Mexico State, North Carolina, Oklahoma, Oregon, Providence, Purdue, SFA, Texas, Texas Southern, UCLA, VCU, Villanova, Virginia, West Virginia, Wichita State, Wisconsin and Xavier.

2018-19 BAYLOR BASKETBALL GAME NOTES
POINT GUARDS THRIVE IN DREW'S SYSTEM

- Seven of Baylor's eight starting point guards during the **Scott Drew** era have earned All-Big 12 recognition.
- Baylor's starting point guard has earned All-Big 12 recognition in 13 of 14 seasons since 2004-05.
- Manu Lecomte (2017, 2018), Lester Medford (2016), Kenny Chery (2014, 2015), Pierre Jackson (2012, 2013), Tweety Carter (2010), Curtis Jerrells (2007, 2008, 2009) and Aaron Bruce (2005, 2006, 2007) have been named All-Big 12.

SEVEN CONSECUTIVE POSTSEASON BERTHS

- Baylor is on a school-record streak of seven consecutive postseason berths, matching the total number of postseason berths in the program's 97 seasons prior to the **Scott Drew** era.
- Baylor is 1 of 16 teams to appear in every postseason since 2012, joining Arizona, BYU, Cincinnati, Duke, Gonzaga, Iona, Kansas, Kentucky, Michigan State, New Mexico State, North Carolina, Oregon, Saint Mary's, Virginia and Wichita State.
- The Bears earned NCAA Tournament bids in 2012, 2014, 2015, 2016 and 2017 and NIT bids in 2013 and 2018.
- Baylor has made postseason appearances in 10 of 11 seasons since 2008. Prior to that, Baylor's only postseason berths were in 1946 (NCAA), 1948 (NCAA), 1950 (NCAA), 1987 (NIT), 1988 (NCAA), 1990 (NIT) and 2001 (NIT).
- Baylor is 20-9 in postseason national tournaments during the Drew era after going 3-9 prior to Drew's arrival.

RANKED IN 11 STRAIGHT SEASONS

- Baylor is one of nine teams to be nationally ranked in each of the last 11 seasons dating back to 2007-08 – Baylor, Duke, Gonzaga, Kansas, Kentucky, Louisville, Michigan State, Notre Dame and North Carolina.
- BU cracked a string of 38 consecutive unranked seasons when it was tabbed No. 25 in 2007-08.
- The Bears reached as high as No. 19 in 2008-09, No. 19 in 2009-10, No. 9 in 2010-11, No. 3 in 2011-12, No. 16 in 2012-13, No. 7 in 2013-14, No. 14 in 2014-15, No. 13 in 2015-16, No. 1 in 2016-17 and No. 16 in 2017-18.

HISTORY OF DEVELOPMENT WITH REDSHIRTS

- Baylor has a track record of success when players redshirt under Scott Drew. **Ekpe Udoh, Johnathan Motley, Cory Jefferson, Brady Heslip, Royce O'Neale, Jo Lual-Acuil Jr.** and **Manu Lecomte** have all gone on to professional careers after redshirting.
- **Mark Vital, Mario Kegler** and **Freddie Gillespie** have all redshirted while at Baylor.
- **Davion Mitchell** and **MaCio Teague** are both redshirting this season while sitting out to satisfy NCAA transfer rules.

ENTIRE STAFF RETURNS

- Scott Drew's entire coaching staff returns for the 2018-19 season.
- Jerome Tang is in his second season as associate head coach and has been on Drew's staff all 16 seasons at Baylor.
- Assistant coaches Alvin Brooks III (third season) and John Jakus (second season) also return to the bench.
- Special assistant & director of player development Jared Nuness is back for his 9th season, while associate director of operations & recruiting Aditya Malhotra returns for his 6th season. Director of operations Bill Peterson and director of video operations Ty Beard are both back for their second seasons.

BAYLOR BASKETBALL ON THE RADIO

- Baylor basketball is aired live via the Baylor-IMG College Radio Network on ESPN Central Texas and flagship station 1660AM ESPN Radio (KRZI) in Waco and worldwide on Sirius/XM Radio.
- Games are broadcast by the "Voice of the Bears" John Morris and former Baylor basketball standout Pat Nunley.
- Morris is in his 35th year doing Baylor broadcasts, while Nunley is in his 38th season as color analyst.
- All of Baylor's games can be heard live on the Internet at www.BaylorBears.com and via the TuneIn App.

SCOTT DREW COACHING TREE

- Three current DI head coaches got their first DI head coaching jobs immediately after stints on Scott Drew's BU staff.
- Matthew Driscoll is in his 10th season as head coach at North Florida after six seasons as a Baylor assistant.
- Grant McCasland is in his second season as head coach at North Texas. He spent five years as a Baylor assistant before taking over as Arkansas State head coach for one season in 2016-17.
- Paul Mills is in his second season as head coach at Oral Roberts. He was a member of Drew's original Baylor staff in 2003-04 and spent 14 years with Drew, the final eight as an assistant coach.
- Those three former Baylor assistants have combined to win 206 games as head coaches (thru 11/18/18).

ONE OF 16 TEAMS WITH FOUR SWEET 16 APPEARANCES SINCE 2010

- Baylor is one of 16 teams nationally to make four Sweet 16 appearances in the last nine years.
- The Bears are joined by Arizona, Duke, Florida, Gonzaga, Kansas, Kentucky, Louisville, Michigan, Michigan State, North Carolina, Ohio State, Syracuse, West Virginia, Wisconsin and Xavier.
- **Scott Drew** is the youngest of 11 coaches nationally to lead his current program to four Sweet 16s since 2010. **Drew** (48) is joined by Arizona's Sean Miller (49), Gonzaga's Mark Few (55), Kansas' Bill Self (55), Kentucky's John Calipari (59), Michigan State's Tom Izzo (63), North Carolina's Roy Williams (68), Duke's Mike Krzyzewski (71), Syracuse's Jim Boeheim (73),

UP NEXT

- BU heads back on the road to face Texas in Austin at 7 p.m. CT Wednesday on LHN.
- BU then returns to Waco for a pair of home games against Kansas State and Oklahoma. The K-State is Saturday, Feb. 9 at 5 p.m. CT on ESPN2, and the Oklahoma game is Monday, Feb. 11, at 8 p.m. CT on ESPN or ESPN2.

GAME-BY-GAME STARTERS

	1	2	3	4	5
Texas So.	Butler	McClure	Allen	Vital	Clark
Southern	McClure	Bandoo	Vital	Clark	Gillespie
PVAMU	McClure	Bandoo	Vital	Clark	Gillespie
Nicholls St.	Mason	Bandoo	McClure	Vital	Clark
vs. Ole Miss	Mason	Bandoo	McClure	Vital	Clark
vs. GMU	Mason	Bandoo	McClure	Vital	Clark
South Dakota	Mason	McClure	Kegler	Vital	Clark
at Wichita St.	Mason	McClure	Kegler	Vital	Clark
at Arizona	Mason	McClure	Kegler	Vital	Clark
SFA	Mason	McClure	Kegler	Vital	Clark
Oregon	Mason	McClure	Kegler	Vital	Clark
New Orleans	Mason	McClure	Kegler	Vital	Clark
at TCU	Mason	McClure	Kegler	Vital	Clark
Iowa State	Mason	McClure	Kegler	Vital	Clark
Kansas	Mason	Butler	McClure	Kegler	Vital
at OSU	Mason	Butler	McClure	Kegler	Vital
Texas Tech	Mason	Butler	McClure	Kegler	Vital
at WVU	Mason	Butler	McClure	Kegler	Vital
Alabama	Mason	Butler	McClure	Kegler	Vital
at Oklahoma	Mason	Butler	McClure	Kegler	Vital

TEAM NATIONAL RANKINGS

Games Thru Jan. 30, 2019

	NAT'L
Adjusted Offensive Efficiency (110.9).....	47th
Adjusted Defensive Efficiency (93.5).....	26th
Scoring Defense (63.6).....	22nd
Effective FG Percentage Defense (.470).....	37th
Rebounding Margin (+ 6.5).....	22nd
Blocked Shots Per Game (5.1).....	19th
Block Percentage (14.7).....	12th
Offensive Rebounds Per Game (13.3).....	18th
Offensive Rebound Percentage (37.9).....	6th

BIG 12/NATIONAL RANKINGS

Games Thru Jan. 30, 2019

DEVONTE BANDOO

	BIG 12	NAT'L
3-Point Percentage (.377).....	11th	–

MAKAI MASON

	BIG 12	NAT'L
Scoring (15.3).....	5th	
Assists (3.0).....	12th	
Free Throw Percentage (.803).....	6th	
3-Point FG Made (1.9).....	9th	
Assist-to-Turnover Ratio (1.2).....	12th	
Minutes (31.9).....	12th	

KING MCCLURE


	BIG 12	NAT'L
Scoring (10.4).....	26th	
Rebounding (5.4).....	15th	
Steals (1.6).....	6th	
3-Point Percentage (.388).....	9th	
3-Pointers Made/Game (1.9).....	10th	
Defensive Rebounds (4.1).....	15th	
Minutes (29.8).....	20th	
Double-Doubles (1).....	12th	

FLO THAMBA

	BIG 12	NAT'L
Blocks (0.7).....	12th	

MARK VITAL

	BIG 12	NAT'L
Rebounding (7.5).....	4th	
Offensive Rebounding (3.8).....	1st	7th
Minutes (26.4).....	30th	
Double-Doubles (1).....	12th	



1 – DARIUS ALLEN

G • 6-4 • 205 • JR. • JC
MELBOURNE, FLA. (PALM BEACH STATE)

SEASON/CAREER HIGHS

Points: – 6 vs. Southern (11/10/18)
FG: – 2 vs. Southern (11/10/18); vs. Prairie View A&M (11/12/18)
FGA: – 7 vs. Southern (11/10/18); vs. Prairie View A&M (11/12/18)
3FG: – 1, three times
3FGA: – 6 vs. Southern (11/10/18)
FT: – 1, three times
FTA: – 3 vs. Southern (11/10/18)
Rebounds: – 5 vs. Texas Southern (11/6/18)
Assists: – 2 vs. Prairie View A&M (11/12/18)
Turnovers: – 2 vs. Texas Southern (11/6/18)
Blocks: – 2 vs. Southern (11/10/18); vs. Nicholls (11/16/18)
Steals: – 2 vs. Ole Miss (11/23/18)
Minutes Played: – 26 vs. Texas Southern (11/6/18)

MISCELLANEOUS

	18-19	BU RECORD
Double-Figure Points:	–	–
Double-Figure Rebounds:	–	–
Double-Doubles:	–	–
5+ Assists:	–	–
2+ Blocks:	2	2-0
Led team in Points:	–	–
Led team in Rebounds:	–	–
Led team in Blocks:	2	2-0
Led team in Assists:	–	–

ALLEN NOTEBOOK

- JuCo transfer guard, played previous two seasons at Palm Beach State in Palm Beach Gardens, Fla.
- Has played in 9 games, coming off bench 8 times and making 1 start
- Played 3 minutes off bench in win at Oklahoma (1/28), recording a dunk and an assist
- Saw first action in more than 3 weeks when he played 2 minutes off bench late in 1st half at West Virginia (1/21)
- Started and played 26 minutes in Baylor debut vs. Texas Southern (11/6), had 2 points and 5 rebounds
- Scored in double-figures in 34 in 59 career JuCo games played, including seven games of 20+ points
- Averaged 14.5 points, 4.5 rebounds and 2.0 steals per game as sophomore in 2017-18
- Recorded 4 double-doubles at Palm Beach State, averaging 25.5 points and 10.3 rebounds in those 4 games
- Played high school basketball at Florida Air Academy as junior and at Chaminade-Madonna Prep as senior
- Dunked so hard in a game at Florida Air Academy that lights went out in gym at City of Palms Classic

2018-19 GAME-BY-GAME

OPPONENT	DATE	GS	MIN	FG	3FG	FT	OR-DR-TR	PF	A	T	B	S	PTS
Texas Southern	11/6	*	26	1-5	0-3	0-2	2-3-5	0	1	2	1	1	2
Southern	11/10		19	2-7	1-6	1-3	1-1-2	1	0	0	2	1	6
Prairie View A&M	11/12		16	2-7	1-4	0-0	0-1-1	2	2	1	0	1	5
Nicholls State	11/16		11	1-3	0-1	1-2	1-0-1	1	0	0	2	0	3
vs. Ole Miss	11/23		13	1-2	0-1	0-0	0-1-1	4	1	1	1	2	2
vs. George Mason	11/24		5	1-2	0-1	1-2	0-1-1	0	0	1	0	0	3
South Dakota	11/27			DNP									
at Wichita State	12/1			DNP									
at Arizona	12/15			DNP									
Stephen F. Austin	12/18			DNP									
Oregon	12/21			DNP									
New Orleans	12/29		4	1-1	1-1	0-0	0-1-1	0	0	0	0	0	3
at TCU	1/5			DNP									
Iowa State	1/8			DNP									
Kansas	1/12			DNP									
at Oklahoma State	1/14			DNP									
Texas Tech	1/19			DNP									
at West Virginia	1/21		2	0-0	0-0	0-0	0-0-0	0	0	0	0	1	0
Alabama	1/26			DNP									
at Oklahoma	1/28		3	1-1	0-0	0-0	0-0-0	0	1	0	0	0	2
TCU	2/2												
at Texas	2/6												
Kansas State	2/9												
Oklahoma	2/11												
at Texas Tech	2/16												
at Iowa State	2/19												
West Virginia	2/23												
Texas	2/27												
at Kansas State	3/2												
Oklahoma State	3/6												
at Kansas	3/9												

ALLEN'S CAREER STATS																	
YEAR	GP-GS	MIN-AVG	FG-A	PCT	3FG-A	PCT	FT-A	PCT	OFF-DEF-TOT	AVG	PF-D	A	TO	B	S	TP	AVG
2018-19 (JR.)	9-1	99-11.0	10-28	.357	3-17	.176	3-9	.333	4-8-12	1.3	8-0	5	5	6	6	26	2.9
CAREER	9-1	99-11.0	10-28	.357	3-17	.176	3-9	.333	4-8-12	1.3	8-0	5	5	6	6	26	2.9



BANDOO NOTEBOOK

- Canadian JuCo transfer guard, played previous two seasons at Hutchinson (Kan.) Community College
- Has seen action in all 20 games, making 5 starts; played 30+ minutes in 3 games and 20+ minutes 7 times
- Last 7 Games: 8.1 PPG, 12-of-24 (50%) from 3-point range; Prior 10 Games: 3.1 PPG, 4-of-22 (18%) from 3-point range
- Posted 57 points in 120 minutes over last 7 games; had 17 points in 84 minutes over prior 7 games after moving to reserve role
- Had 13 points, team-high 4 assists and just 1 turnover in 28 minutes off bench in win at West Virginia (1/21)
- Came off bench to score 13 points in 11 minutes in win over No. 20 Iowa State (1/8). Hit clutch free throws with 5 seconds left.
- Made first start at Baylor and had game-highs in points (25), rebounds (6), steals (3) and minutes (34) vs. Southern (11/10)
- Played 30 minutes off bench in Baylor debut vs. Texas Southern (11/6), posting 10 points, 2 rebounds and 2 assists
- Scored 1,072 points over 72 games during JuCo career, averaging 14.9 points in 27.1 minutes per game
- Hutchinson went 63-9 in games Bando played; scored in double-figures in 60 of 72 games, including 11 games with 20+ points
- Finished JuCo career with streak of 21 consecutive games scoring in double-figures, averaging 19.0 ppg during streak
- Started 35 games as sophomore at Hutch, averaging 16.6 points, 5.8 rebounds and 2.9 assists in 32.1 minutes per game
- Shot .438 from 3-point range in 2017-18, connecting on 64-of-146 attempts
- Helped Hutchinson win 2017 NJCAA Division I national title, scoring team-high 22 points in championship game

2 – DEVONTE BANDOO

G • 6-3 • 195 • JR. • JC
BRAMPTON, ONTARIO (HUTCHINSON CC)

SEASON/CAREER HIGHS

Points: – 25 vs. Southern (11/10/18)
 FG: – 7 vs. Southern (11/10/18)
 FGA: – 12 vs. Southern (11/10/18)
 3FG: – 4 vs. Southern (11/10/18)
 3FGA: – 8 vs. Southern (11/10/18)
 FT: – 7 vs. Southern (11/10/18)
 FTA: – 7 vs. Southern (11/10/18)
 Rebounds: – 6 vs. Southern (11/10/18)
 Assists: – 4 vs. New Orleans (12/29/18); at West Virginia (1/21/19)
 Turnovers: – 2, five times
 Blocks: – 1 at Oklahoma State (1/14/19); vs. Texas Tech (1/19/19)
 Steals: – 3 vs. Southern (11/10/18)
 Minutes Played: – 37 vs. Prairie View A&M (11/12/18)

MISCELLANEOUS

	18-19	BU RECORD
Double-Figure Points:	5	4-1
Double-Figure Rebounds:	–	–
Double-Doubles:	–	–
20+ Points:	1	1-0
5+ Assists:	–	–
Led team in Points:	1	1-0
Led team in Rebounds:	1	1-0
Led team in Assists:	1	1-0
Led team in Blocks:	1	1-0
Led team in Bench Points:	6	4-2

2018-19 GAME-BY-GAME

OPPONENT	DATE	GS	MIN	FG	3FG	FT	OR-DR-TR	PF	A	T	B	S	PTS
Texas Southern	11/6		30	4-8	1-2	1-1	0-2-2	1	2	2	0	0	10
Southern	11/10	*	34	7-12	4-8	7-7	1-5-6	0	2	0	0	3	25
Prairie View A&M	11/12	*	37	6-9	2-5	2-2	0-1-1	3	2	2	0	0	16
Nicholls State	11/16	*	24	3-6	1-3	0-0	0-1-1	1	2	0	0	2	7
vs. Ole Miss	11/23	*	7	0-2	0-0	0-0	0-1-1	0	0	1	0	0	0
vs. George Mason	11/24	*	20	3-6	1-4	0-0	0-3-3	1	0	1	0	0	7
South Dakota	11/27		7	0-0	0-0	0-0	0-0-0	0	2	0	0	0	0
at Wichita State	12/1		17	1-5	0-2	0-0	0-2-2	0	0	1	0	0	2
at Arizona	12/15		13	1-4	0-1	0-0	1-2-3	1	0	0	0	0	2
Stephen F. Austin	12/18		16	0-4	0-4	3-4	0-2-2	0	2	1	0	0	3
Oregon	12/21		11	1-4	0-2	0-0	0-0-0	1	2	1	0	0	2
New Orleans	12/29		16	3-7	2-5	0-0	0-1-1	0	4	1	0	0	8
at TCU	1/5		4	0-1	0-1	0-0	0-0-0	1	0	0	0	0	0
Iowa State	1/8		11	4-5	3-4	2-2	0-0-0	0	1	1	0	0	13
Kansas	1/12		14	3-6	2-4	1-1	1-1-2	3	0	2	0	0	9
at Oklahoma State	1/14		18	1-5	1-2	0-0	0-2-2	1	0	2	1	0	3
Texas Tech	1/19		20	2-7	2-4	2-2	0-1-1	0	0	0	1	0	8
at West Virginia	1/21		28	4-9	3-6	2-2	0-1-1	2	4	1	0	1	13
Alabama	1/26		12	2-5	0-1	0-0	2-0-2	1	1	0	0	2	4
at Oklahoma	1/28		17	3-5	1-3	0-0	0-1-1	2	2	2	0	2	7
TCU	2/2												
at Texas	2/6												
Kansas State	2/9												
Oklahoma	2/11												
at Texas Tech	2/16												
at Iowa State	2/19												
West Virginia	2/23												
Texas	2/27												
at Kansas State	3/2												
Oklahoma State	3/6												
at Kansas	3/9												

BANDOO'S CAREER STATS

YEAR	GP-GS	MIN-AVG	FG-A	PCT	3FG-A	PCT	FT-A	PCT	OFF-DEF-TOT	AVG	PF-D	A	TO	B	S	TP	AVG
2018-19 (JR.)	20-5	355-17.8	48-110	.436	23-61	.377	20-21	.952	5-26-31	1.6	18-0	26	18	2	10	139	7.0
CAREER	20-5	355-17.8	48-110	.436	23-61	.377	20-21	.952	5-26-31	1.6	18-0	26	18	2	10	139	7.0



12 – JARED BUTLER

G • 6-3 • 185 • FR. • HS
RESERVE, LA. (RIVERSIDE ACADEMY)

SEASON/CAREER HIGHS

Points: – 22 vs. Prairie View A&M (11/12/18)
FG: – 7 vs. Prairie View A&M (11/12/18); vs. Texas Tech (1/19/19)
FGA: – 15 vs. Texas Tech (1/19/19)
3FG: – 4 vs. Kansas (1/12/19); at Oklahoma State (1/14/19)
3FGA: – 8 vs. Kansas (1/12/19); vs. Texas Tech (1/19/19)
FT: – 6 vs. New Orleans (12/29/18)
FTA: – 8 vs. New Orleans (12/29/18)
Rebounds: – 5 vs. Ole Miss (11/23/18)
Assists: – 6 vs. New Orleans (12/29/18)
Turnovers: – 4 at Oklahoma (1/28/19)
Blocks: – 1, three times
Steals: – 3 vs. Texas Tech (1/19/19)
Minutes Played: – 35 at Oklahoma State (1/14/19)

MISCELLANEOUS

	18-19	BU RECORD
Double-Figure Points:	7	5-2
Double-Figure Rebounds:	–	–
Double-Doubles:	–	–
20+ Points:	1	1-0
5+ Assists:	5	5-0
Led team in Points:	3	2-1
Led team in Rebounds:	–	–
Led team in Assists:	5	4-1
Led team in Blocks:	1	1-0
Led team in Bench Points:	6	5-1

BUTLER NOTEBOOK

- Consensus top-100 national recruit, ranked as high as No. 75 nationally in 2018 recruiting class
- True freshman PG, has played in every game and made 7 starts, including each of last 6 games
- Moved to starting lineup after Tristan Clark's injury – in 6 games since, averaging 12.7 points, 4.2 assists and 1.3 steals
- Led Bears with 19 points and 5 assists in win vs. No. 8 Texas Tech (1/19) – had 14 pts, 2 assts and 3 steals in 2nd half
- Played career-high 35 minutes, recording 16 points (4-of-7 from 3-point range) and 4 assists in win at Oklahoma State (1/14)
- Made 2nd career start vs. Kansas (1/12), led team with 14 points and 4 assists, added 4 rebounds in 31 minutes
- Posted 16 points, 6 assists and just 1 turnover in 25 minutes off bench vs. New Orleans (12/29)
- Had 22 points in 31 mins off bench vs. PVAMU (11/12) – first BU true freshman with 20+ pts since Isaiah Austin on 2/27/13
- Became first BU freshman point guard to start in collegiate debut since Curtis Jerrells in 2005, logged 21 minutes vs. TXSO (11/6)
- Originally enrolled at Alabama in summer 2018, but transferred to Baylor in August and received immediate eligibility
- Two-time All-State selection at Riverside, helped team win three state championships, including first as 8th grader in 2014
- Earned first-team All-State honors after averaging 27.4 points, 8.8 rebounds, 8.4 assists and 3.0 steals in 2017-18
- New Orleans Times-Picayune 2017-18 Player of the Year
- From same hometown as former Baylor stars Tweety Carter and Rico Gathers

2018-19 GAME-BY-GAME

OPPONENT	DATE	GS	MIN	FG	3FG	FT	OR-DR-TR	PF	A	T	B	S	PTS
Texas Southern	11/6	*	21	1-6	0-3	0-0	0-0-0	4	1	3	0	2	2
Southern	11/10		20	3-7	2-4	1-2	0-2-2	2	5	0	0	1	9
Prairie View A&M	11/12		31	7-10	3-5	5-6	1-3-4	2	1	1	1	0	22
Nicholls State	11/16		25	1-9	1-6	2-2	0-4-4	1	1	1	0	0	5
vs. Ole Miss	11/23		33	4-11	0-5	3-3	0-5-5	2	1	2	0	2	11
vs. George Mason	11/24		22	0-5	0-5	4-4	0-0-0	4	1	1	0	1	4
South Dakota	11/27		16	1-5	0-1	0-0	0-3-3	3	0	0	1	1	2
at Wichita State	12/1		12	2-3	1-2	0-0	0-0-0	0	0	1	0	0	5
at Arizona	12/15		13	2-4	1-3	0-0	0-1-1	1	0	1	1	1	5
Stephen F. Austin	12/18		14	0-5	0-4	2-2	0-1-1	1	1	0	0	1	2
Oregon	12/21		15	1-2	0-0	0-0	1-0-1	1	3	1	0	1	2
New Orleans	12/29		25	4-7	2-4	6-8	0-2-2	0	6	1	0	1	16
at TCU	1/5		19	2-4	0-1	0-0	1-2-3	5	4	0	0	0	4
Iowa State	1/8		22	0-2	0-1	2-2	0-2-2	1	2	3	0	1	2
Kansas	1/12	*	31	4-9	4-8	2-2	1-3-4	3	4	3	0	1	14
at Oklahoma State	1/14	*	35	6-12	4-7	0-0	0-3-3	3	4	2	0	1	16
Texas Tech	1/19	*	29	7-15	2-8	3-3	1-0-1	2	5	1	0	3	19
at West Virginia	1/21	*	22	2-6	2-4	2-4	1-3-4	4	2	3	0	0	8
Alabama	1/26	*	31	3-8	2-6	1-2	0-4-4	2	5	1	0	1	9
at Oklahoma	1/28	*	28	4-9	2-3	0-0	1-3-4	2	5	4	0	2	10
TCU	2/2												
at Texas	2/6												
Kansas State	2/9												
Oklahoma	2/11												
at Texas Tech	2/16												
at Iowa State	2/19												
West Virginia	2/23												
Texas	2/27												
at Kansas State	3/2												
Oklahoma State	3/6												
at Kansas	3/9												

BUTLER'S CAREER STATS

YEAR	GP-GS	MIN-AVG	FG-A	PCT	3FG-A	PCT	FT-A	PCT	OFF-DEF-TOT	AVG	PF-D	A	TO	B	S	TP	AVG
2018-19 (FR.)	20-7	464-23.2	54-139	.388	26-80	.325	33-40	.825	7-41-48	2.4	43-1	51	29	3	20	167	8.4
CAREER	20-7	464-23.2	54-139	.388	26-80	.325	33-40	.825	7-41-48	2.4	43-1	51	29	3	20	167	8.4



25 — TRISTAN CLARK

F • 6-9 • 240 • SO. • 1L

SAN ANTONIO, TEXAS (WAGNER HS)

SEASON HIGHS

Points: — 27 vs. Ole Miss (11/23/18)
FG: — 11 vs. Ole Miss (11/23/18)
FGA: — 13 vs. Ole Miss (11/23/18); at TCU (1/5/19)
3FG: — 1 vs. Texas Southern (11/6/18)
3FGA: — 1, four times
FT: — 7 vs. Prairie View A&M (11/12/18)
FTA: — 10 vs. SFA (12/18/18)
Rebounds: — 12 vs. New Orleans (12/29/18)
Assists: — 4, three times
Turnovers: — 4 vs. Oregon (12/21/18)
Blocks: — 6 vs. South Dakota (11/27/18)
Steals: — 3 vs. SFA (12/18/18)
Minutes Played: — 38 vs. Oregon (12/21/18)

CAREER HIGHS

Points: — 27 vs. Ole Miss (11/23/18)
FG: — 11 vs. Ole Miss (11/23/18)
FGA: — 13, three times
3FG: — 1, three times
3FGA: — 2 at Iowa State (1/13/18)
FT: — 7 vs. Prairie View A&M (11/12/18)
FTA: — 10 vs. SFA (12/18/18)
Rebounds: — 15 at Iowa State (1/13/18)
Assists: — 4, four times
Turnovers: — 4 vs. Oregon (12/21/18)
Blocks: — 6 vs. South Dakota (11/27/18)
Steals: — 3 vs. SFA (12/18/18)
Minutes Played: — 38 vs. Oregon (12/21/18)

MISCELLANEOUS

	18-19	CAREER	BU RECORD
Double-Figure Points:	11	21	13-8
Double-Figure Rebounds:	1	3	2-1
Double-Doubles:	1	3	2-1
20+ Points:	2	2	0-2
2+ Blocks:	11	20	13-7
Led team in Points:	5	6	1-5
Led team in Rebounds:	5	11	5-6
Led team in Blocks:	12	19	10-9
Led team in Assists:	3	5	3-2

CLARK NOTEBOOK


- Strong, skilled sophomore power forward; consensus four-star recruit out of San Antonio’s Wagner High School
- Ruled out for season after suffering left-knee injury on Jan. 8 vs. Iowa State – expected to have surgery next week
- Led nation with .737 field goal percentage until he fell from qualification on Jan. 26 (min. 75% games played)
- Scored in double-figures in 11 of 14 games this season after doing so in 10 of 33 games last year
- Started first 14 games this season and recorded multiple blocks in 11 of 14 games, including 3 games with 5+ blocks
- Earned first Big 12 Player of the Week honor after 17 points (8-of-9 FGs), 12 rebounds and 5 blocks vs. New Orleans (12/29/18)
- Shot perfect 9-of-9 from field for 24 points in career-high 37 minutes vs. SFA (12/18/18)
- Blocked career-high 6 shots vs. South Dakota (11/27/18), helping team record 12 blocks, tied for 4th-most in program history
- Scored career-high 27 points on 11-of-13 shooting in career-high 35 minutes vs. Ole Miss (11/23/18)
- Notched then-career-highs in points (17), blocks (5) and assists (4) in 27 minutes of win vs. Prairie View A&M (11/12/18)
- Current .6629 career FG% (177-of-267) would break program record if he met the 200 FGM minimum (Josh Lomers .6627)
- Led team with .608 field goal percentage in 2017-18, 2nd-best by a freshman in program history (Quincy Acy .655)
- 30 starts last season were 3rd-most by a true freshman in program history (Quincy Miller 36 in 2012, Isaiah Austin 35 in 2013)
- Named 2017 GA Player of the Year by Texas Association of Basketball Coaches
- Ranked No. 8 recruit in Texas and No. 106 overall in 2017 class by 247Sports composite rankings
- Played all 39 games as senior, averaging 17.5 points, 10.1 rebounds, 2.8 assists and 2.1 blocks per game

2018-19 GAME-BY-GAME

OPPONENT	DATE	GS	MIN	FG	3FG	FT	OR-DR-TR	PF	A	T	B	S	PTS
Texas Southern	11/6	*	19	5-7	1-1	0-0	2-1-3	5	0	1	2	0	11
Southern	11/10	*	22	8-9	0-0	1-1	4-2-6	4	1	1	2	0	17
Prairie View A&M	11/12	*	27	5-5	0-0	7-9	2-5-7	3	4	2	5	1	17
Nicholls State	11/16	*	25	5-7	0-0	0-1	2-3-5	2	4	1	2	1	10
vs. Ole Miss	11/23	*	35	11-13	0-0	5-8	1-5-6	4	1	1	2	0	27
vs. George Mason	11/24	*	34	2-4	0-0	3-4	2-2-4	5	1	1	2	2	7
South Dakota	11/27	*	27	3-5	0-0	2-2	2-4-6	3	0	0	6	0	8
at Wichita State	12/1	*	29	5-8	0-1	2-3	4-4-8	2	1	3	3	1	12
at Arizona	12/15	*	26	4-5	0-1	0-0	2-4-6	3	2	3	0	1	8
Stephen F. Austin	12/18	*	37	9-9	0-0	6-10	4-3-7	2	1	1	2	3	24
Oregon	12/21	*	38	6-10	0-0	1-3	3-5-8	2	1	4	2	1	13
New Orleans	12/29	*	29	8-9	0-0	1-1	1-11-12	1	0	2	5	2	17
at TCU	1/5	*	35	7-13	0-1	4-6	2-4-6	2	4	3	1	1	18
Iowa State	1/8	*	34	6-10	0-0	4-6	0-4-4	3	3	0	0	2	16
Kansas	1/12												DNP
at Oklahoma State	1/14												DNP
Texas Tech	1/19												DNP
at West Virginia	1/21												DNP
Alabama	1/26												DNP
at Oklahoma	1/28												DNP
TCU	2/2												
at Texas	2/6												
Kansas State	2/9												
Oklahoma	2/11												
at Texas Tech	2/16												
at Iowa State	2/19												
West Virginia	2/23												
Texas	2/27												
at Kansas State	3/2												
Oklahoma State	3/6												
at Kansas	3/9												

CLARK'S CAREER STATS

YEAR	GP-GS	MIN-AVG	FG-A	PCT	3FG-A	PCT	FT-A	PCT	OFF-DEF-TOT	AVG	PF-D	A	TO	B	S	TP	AVG
2017-18 (FR.)	33-30	657-19.9	93-153	.608	2-7	.286	36-55	.655	47-101-148	4.5	80-3	25	38	29	18	224	6.8
2018-19 (SO.)	14-14	417-29.8	84-114	.737	1-4	.250	36-54	.667	31-57-88	6.3	41-2	23	23	34	15	205	14.6
CAREER	47-44	1074-22.9	177-267	.663	3-11	.273	72-109	.661	78-158-236	5.0	121-5	48	61	63	33	429	9.1



33 — FREDDIE GILLESPIE

F • 6-8 • 240 • R.J.R. • SO
ST. PAUL, MINN. (CARLETON)

SEASON/CAREER HIGHS

Points: — 8 vs. Alabama (1/26/19); at Oklahoma (1/28/19)
FG: — 4 vs. Alabama (1/26/19); at Oklahoma (1/28/19)
FGA: — 6 vs. Alabama (1/26/19); at Oklahoma (1/28/19)
3FG: —
3FGA: —
FT: — 4 at Oklahoma State (1/14/19); vs. Texas Tech (1/19/19)
FTA: — 4 at Oklahoma State (1/14/19); vs. Texas Tech (1/19/19)
Rebounds: — 7 vs. Texas Southern (11/6/18); at Oklahoma (1/28/19)
Assists: — 1 vs. Prairie View A&M (11/12/18); vs. Alabama (1/26/19)
Turnovers: — 3 vs. Kansas (1/12/19)
Blocks: — 2 vs. Prairie View A&M (11/12/18); at Oklahoma (1/28/19)
Steals: — 2 vs. Kansas (1/12/19)
Minutes Played: — 22 vs. Southern (11/10/18)

MISCELLANEOUS

	18-19	BU RECORD
Double-Figure Points:	—	—
Double-Figure Rebounds:	—	—
Double-Doubles:	—	—
2+ Blocks:	2	2-0
Led team in Points:	—	—
Led team in Rebounds:	1	1-0
Led team in Blocks:	2	1-1
Led team in Assists:	—	—
Led team in Bench Points:	2	2-0

GILLESPIE NOTEBOOK

- Former walk-on forward, sat out 2017-18 after transferring from Division III Carleton College in Northfield, Minn.
- Has seen 86 minutes of action over 6 games since Tristan Clark's injury; played in only 1 of 9 games immediately before injury
- In 6 games since Clark injury, averaging 5.0 ppg, 3.7 rpg in 86 minutes; prior to injury, averaged 1.8 ppg, 2.7 rpg over 73 minutes
- Matched career-highs of 8 points, 7 rebounds and 2 blocks in 20 minutes of win at Oklahoma (1/28)
- Scored career-high 8 points in 16 minutes of SEC/Big 12 Challenge win over Alabama (1/26)
- Played 20 minutes off bench in win over No. 8 Texas Tech (1/19), posting 6 points and 5 rebounds, including 4 late free throws
- Came off bench for 13 minutes of action on Jan. 12 vs. Kansas; most since starting game 3 of season on Nov. 12
- Made first start at Baylor and had 6 rebounds in 22 minutes vs. Southern (11/10)
- Made Baylor debut with 7 points and 7 rebounds in 18 minutes off bench vs. Texas Southern (11/6)
- Awarded scholarship prior to 2018-19 season
- Played only 16 minutes during 2015-16 freshman season at Carleton, totaling 4 points, 7 rebounds and 2 blocks
- Developed into 2nd-team All-MIAC and All-MIAC Defensive Team selection as sophomore in 2016-17
- Averaged 10.0 points, 8.3 rebounds and 23.6 blocks in 22.8 minutes per game during sophomore season
- First played organized basketball in eighth grade and missed parts of three high school seasons with injuries
- AP distinction scholar and summa cum laude graduate at East Ridge High School in Woodbury, Minn.

2018-19 GAME-BY-GAME

OPPONENT	DATE	GS	MIN	FG	3FG	FT	OR-DR-TR	PF	A	T	B	S	PTS
Texas Southern	11/6		18	3-4	0-0	1-3	5-2-7	4	0	1	0	0	7
Southern	11/10	*	22	0-1	0-0	0-0	4-2-6	4	0	0	0	0	0
Prairie View A&M	11/12	*	16	0-1	0-0	0-0	0-2-2	2	1	2	2	0	0
Nicholls State	11/16		8	0-1	0-0	0-1	0-0-0	3	0	0	0	0	0
vs. Ole Miss	11/23		5	0-0	0-0	0-0	1-0-1	1	0	2	0	0	0
vs. George Mason	11/24			DNP									
South Dakota	11/27			DNP									
at Wichita State	12/1			DNP									
at Arizona	12/15			DNP									
Stephen F. Austin	12/18			DNP									
Oregon	12/21			DNP									
New Orleans	12/29		4	2-2	0-0	0-0	0-0-0	0	0	0	1	0	4
at TCU	1/5			DNP									
Iowa State	1/8			DNP									
Kansas	1/12		13	1-4	0-0	0-0	2-1-3	1	0	3	1	2	2
at Oklahoma State	1/14		9	0-0	0-0	4-4	1-1-2	2	0	0	0	1	4
Texas Tech	1/19		20	1-2	0-0	4-4	2-3-5	3	0	1	0	1	6
at West Virginia	1/21		8	1-2	0-0	0-0	3-1-4	4	0	0	0	0	2
Alabama	1/26		16	4-6	0-0	0-0	1-0-1	2	1	1	0	0	8
at Oklahoma	1/28		20	4-6	0-0	0-0	2-5-7	2	0	1	2	0	8
TCU	2/2												
at Texas	2/6												
Kansas State	2/9												
Oklahoma	2/11												
at Texas Tech	2/16												
at Iowa State	2/19												
West Virginia	2/23												
Texas	2/27												
at Kansas State	3/2												
Oklahoma State	3/6												
at Kansas	3/9												

GILLESPIE'S CARLETON STATS

YEAR	GP-GS	MIN-AVG	FG-A	PCT	3FG-A	PCT	FT-A	PCT	OFF-DEF-TOT	AVG	PF-D	A	TO	B	S	TP	AVG
2015-16 (FR.)	4-0	16-4.0	1-2	.500	0-0	.000	2-8	.250	0-7-7	1.8	2-0	1	0	2	1	4	1.0
2016-17 (SO.)	27-23	616-22.8	117-220	.532	0-0	.000	35-60	.583	72-152-224	8.3	75-3	22	37	69	15	269	10.0
CAREER	31-23	632-20.4	118-222	.532	0-0	.000	37-68	.544	72-159-231	7.5	77-3	23	37	71	16	273	8.8

GILLESPIE'S BAYLOR STATS

YEAR	GP-GS	MIN-AVG	FG-A	PCT	3FG-A	PCT	FT-A	PCT	OFF-DEF-TOT	AVG	PF-D	A	TO	B	S	TP	AVG
2018-19 (RJR.)	12-2	159-13.3	16-29	.552	0-0	.000	9-12	.750	21-17-38	3.2	28-0	2	11	6	4	41	3.4
BU CAREER	12-2	159-13.3	16-29	.552	0-0	.000	9-12	.750	21-17-38	3.2	28-0	2	11	6	4	41	3.4
NCAA CAREER	43-25	791-18.4	134-251	.534	0-0	.000	46-80	.575	93-176-269	6.3	105-3	25	48	77	20	314	7.3



4 — MARIO KEGLER

G/F • 6-7 • 230 • RSO. • SO
 JACKSON, MISS. (MISSISSIPPI STATE)

SEASON HIGHS

Points: — 18 at West Virginia (1/21/19)
FG: — 7 vs. Alabama (1/26/19)
FGA: — 16 at Wichita State (12/1/18)
3FG: — 1, seven times
3FGA: — 6 vs. South Dakota (11/27/18); at Wichita State (12/1/18)
FT: — 5 at West Virginia (1/21/19)
FTA: — 8 vs. South Dakota (1/27/18)
Rebounds: — 10 vs. Iowa State (1/8/19)
Assists: — 3 vs. Kansas (1/12/19)
Turnovers: — 5 at Arizona (12/15/18)
Blocks: — 3 vs. South Dakota (11/27/18); at Oklahoma State (1/14/19)
Steals: — 2 vs. New Orleans (12/29/18); vs. Kansas (1/12/19)
Minutes Played: — 34 at Wichita State (12/1/18)

CAREER HIGHS

Points: — 18 at West Virginia (1/21/19)
FG: — 7 vs. South Carolina (2/11/17); vs. Alabama (1/26/19)
FGA: — 16 at Wichita State (12/1/18)
3FG: — 4 vs. Georgia State (12/4/16); vs. Tennessee (2/4/17)
3FGA: — 8 vs. Georgia State (12/4/16)
FT: — 5, three times
FTA: — 8 vs. South Dakota (11/27/18)
Rebounds: — 10 vs. Iowa State (1/8/19)
Assists: — 5 at Arkansas (1/10/17)
Turnovers: — 5 at South Carolina (2/28/17); at Arizona (12/15/18)
Blocks: — 3 vs. South Dakota (11/27/18); at Oklahoma State (1/14/19)
Steals: — 2, eight times
Minutes Played: — 35 vs. East Tennessee State (12/14/16)

MISCELLANEOUS

	18-19	BU RECORD
Double-Figure Points:	7	6-1
Double-Figure Rebounds:	1	1-0
Double-Doubles:	—	—
2+ Blocks:	2	2-0
Led team in Points:	2	1-1
Led team in Rebounds:	2	2-0
Led team in Blocks:	1	1-0
Led team in Assists:	—	—

KEGLER NOTEBOOK

- Long, athletic wing, sat out 2017-18 season after transferring following freshman year Mississippi State
- Has scored 10+ points in 7 games at Baylor and has grabbed 5+ rebounds in 12 of 14 games played at BU
- Averaging 15.3 ppg and 6.0 rpg while scoring in double-figures in 3 straight games; shooting 63% from floor during 3-game streak
- Had 17 points and 7 rebounds in 27 minutes of Big 12/SEC Challenge win over Alabama (1/26)
- Posted career-high 18 points with 7 rebounds in 27 minutes of win at West Virginia (1/21)
- Had career-high 10 rebounds to go with 7 points, 2 assists, 1 block and 1 steal in win over No. 20 Iowa State (1/8/19)
- Scored then-season-high 13 points, including crucial late-game 3-pointer, in only 22 minutes of win at Arizona (12/15/18)
- Posted 12 points, 6 rebounds and career-high 3 blocks in 31 minutes vs. South Dakota (11/27/18)
- Made BU debut on Nov. 27 vs. South Dakota, going 629 days between last game at MSU and first game at Baylor
- Started 31 games as true freshman at Mississippi State in 2016-17, averaging 9.7 points and 5.5 rebounds in 28.2 minutes
- Started all 18 games in SEC play, averaging 10.8 points, 5.6 rebounds and 1.6 assists in 29.2 minutes per game
- Scored in double-figures in 16 of 32 games at MSU, including career-highs of 17 points and 9 boards at Tennessee (2/4/17)
- Sank multiple 3-pointers in 13 games, including 5-game stretch when he went a combined 13-of-22 from downtown
- Ranked No. 47 recruit nationally in 2016 ESPN100 and No. 52 overall in 247Sports composite rankings

2018-19 GAME-BY-GAME

OPPONENT	DATE	GS	MIN	FG	3FG	FT	OR-DR-TR	PF	A	T	B	S	PTS
Texas Southern	11/6			DNP									
Southern	11/10			DNP									
Prairie View A&M	11/12			DNP									
Nicholls State	11/16			DNP									
vs. Ole Miss	11/23			DNP									
vs. George Mason	11/24			DNP									
South Dakota	11/27	*	31	4-11	1-6	3-8	2-4-6	1	1	1	3	0	12
at Wichita State	12/1	*	34	5-16	0-6	2-2	3-3-6	4	0	2	0	0	12
at Arizona	12/15	*	22	4-9	1-3	4-4	1-5-6	4	0	5	0	0	13
Stephen F. Austin	12/18	*	23	0-6	0-2	0-0	1-4-5	4	1	3	1	1	0
Oregon	12/21	*	28	2-5	0-2	3-5	0-6-6	4	2	4	0	0	7
New Orleans	12/29	*	30	5-9	0-2	0-0	2-6-8	3	1	2	1	2	10
at TCU	1/5	*	29	4-7	0-1	1-2	1-4-5	4	1	3	0	1	9
Iowa State	1/8	*	32	3-10	0-2	1-1	3-7-10	1	2	2	1	1	7
Kansas	1/12	*	31	2-8	1-4	0-1	2-4-6	3	3	2	1	2	5
at Oklahoma State	1/14	*	17	0-4	0-0	1-4	1-2-3	3	0	2	3	0	1
Texas Tech	1/19	*	21	4-8	1-3	0-0	1-4-5	3	0	1	0	0	9
at West Virginia	1/21	*	27	6-9	1-4	5-5	1-6-7	3	1	2	0	1	18
Alabama	1/26	*	27	7-13	1-4	2-3	3-4-7	1	0	0	0	0	17
at Oklahoma	1/28	*	21	4-5	1-1	2-3	0-4-4	2	0	0	0	0	11
TCU	2/2												
at Texas	2/6												
Kansas State	2/9												
Oklahoma	2/11												
at Texas Tech	2/16												
at Iowa State	2/19												
West Virginia	2/23												
Texas	2/27												
at Kansas State	3/2												
Oklahoma State	3/6												
at Kansas	3/9												

KEGLER'S MISSISSIPPI STATE STATS

YEAR	GP-GS	MIN-AVG	FG-A	PCT	3FG-A	PCT	FT-A	PCT	OFF-DEF-TOT	AVG	PF-D	A	TO	B	S	TP	AVG
2016-17 (FR.)	32-31	901-28.2	106-252	.421	40-116	.345	58-88	.659	37-138-175	5.5	78-2	37	60	8	22	310	9.7
MSU CAREER	32-31	901-28.2	106-252	.421	40-116	.345	58-88	.659	37-138-175	5.5	78-2	37	60	8	22	310	9.7

KEGLER'S BAYLOR STATS

YEAR	GP-GS	MIN-AVG	FG-A	PCT	3FG-A	PCT	FT-A	PCT	OFF-DEF-TOT	AVG	PF-D	A	TO	B	S	TP	AVG
2018-19 (RSO.)	14-14	373-26.6	50-120	.417	7-40	.175	24-38	.632	21-63-84	6.0	40-0	12	29	10	8	131	9.4
BU CAREER	14-14	373-26.6	50-120	.417	7-40	.175	24-38	.632	21-63-84	6.0	40-0	12	29	10	8	131	9.4
NCAA CAREER	46-45	1274-27.7	156-372	.419	47-156	.301	82-126	.651	58-201-259	5.6	118-2	49	89	18	30	441	9.6



10 – MAKAI MASON

G • 6-1 • 185 • RSR • TR
GREENFIELD, MASS. (YALE)

SEASON HIGHS

Points: – 29 at West Virginia (1/21/19)
FG: – 10 at West Virginia (1/21/19)
FGA: – 16 at West Virginia (1/21/19)
3FG: – 4 vs. Iowa State (1/8/19); vs. Texas Tech (1/19/19)
3FGA: – 9 vs. Iowa State (1/8/19)
FT: – 8 vs. George Mason (11/24/18)
FTA: – 9 at West Virginia (1/21/19)
Rebounds: – 7 at Arizona (12/15/18)
Assists: – 5 vs. Ole Miss (11/23/18); vs. New Orleans (12/29/18)
Turnovers: – 5 at West Virginia (1/21/19)
Blocks: –
Steals: – 2 vs. New Orleans (12/29/18)
Minutes Played: – 38, three times

CAREER HIGHS

Points: – 31 vs. Baylor (3/19/16)
FG: – 10 at West Virginia (1/21/19)
FGA: – 18, four times
3FG: – 5 vs. Princeton (1/30/16)
3FGA: – 9 at Dartmouth (2/12/16); vs. Iowa State (1/8/19)
FT: – 11 vs. Baylor (3/19/16)
FTA: – 11 vs. Baylor (3/19/16); at SMU (11/22/15)
Rebounds: – 7 at Arizona (12/15/18)
Assists: – 8 at Duke (11/25/15)
Turnovers: – 6 at Princeton (2/19/16); vs. Vermont (12/5/15)
Blocks: – 1, four times
Steals: – 3, three times
Minutes Played: – 40 vs. Duke (3/19/16); vs. Dartmouth (2/27/16)

MISCELLANEOUS

	18-19	BU RECORD
Double-Figure Points:	16	12-4
Double-Figure Rebounds:	–	–
Double-Doubles:	–	–
20+ Points:	3	3-0
5+ Assists:	2	1-1
Led team in Points:	5	5-0
Led team in Rebounds:	–	–
Led team in Assists:	6	4-2

MASON NOTEBOOK

- First graduate transfer in program history, joined Bears after graduating from Yale in May 2018 with political science degree
- Committed to Baylor in summer 2017, prior to fourth and final season at Yale
- Started and scored 9+ points while playing 20+ minutes in all 17 games played; has played 30+ minutes in 13 of last 16 games
- Riding career-best streak of 12 straight games with 10+ points, averaging 16.2 points in 32.4 minutes per game during streak
- Led BU to win at West Virginia (1/21/19) with season-high 29 points in 38 minutes, including 8-of-8 on 2-point field goals
- Scored 25 points, including 7 points in final 2 minutes, to lead Baylor to 73-70 win over No. 20 Iowa State (1/8/19)
- Posted 22 points and career-high 7 rebounds in 35 minutes of win at Arizona (12/15/18)
- Had 18 points in both Emerald Coast Classic games in Florida, vs. Ole Miss (11/23/18) and George Mason (11/24/18)
- Made Baylor debut vs. Nicholls (11/16/18), posted 11 points in 21 minutes while limited due to ankle sprain
- Has scored in double-figures in 50 of 78 career games (16 of 17 at Baylor), including 12 games of 20+ points (3 at BU)
- Played 61 games over first two seasons at Yale, but limited to just 1 game over final two seasons by injuries
- Helped Bulldogs to 45-17 record in 62 career games played, including 24-5 in Ivy League
- Three-time Ivy League Player of the Week and 2016 first-team All-Ivy selection
- Started all 30 games and averaged 16.0 points and 3.8 assists in 32.7 minutes per game as sophomore in 2015-16
- Scored career-high 31 points and went perfect 11-of-11 at foul line in 2016 NCAA Tournament first round win over Baylor

2018-19 GAME-BY-GAME


OPPONENT	DATE	GS	MIN	FG	3FG	FT	OR-DR-TR	PF	A	T	B	S	PTS
Texas Southern	11/6			DNP									
Southern	11/10			DNP									
Prairie View A&M	11/12			DNP									
Nicholls State	11/16	*	21	4-7	3-5	0-0	1-1-2	0	1	2	0	1	11
vs. Ole Miss	11/23	*	35	6-14	1-5	5-5	0-0-0	4	5	1	0	1	18
vs. George Mason	11/24	*	38	5-14	0-4	8-8	0-1-1	3	2	3	0	0	18
South Dakota	11/27	*	30	3-8	2-4	2-5	1-3-4	0	4	3	0	0	10
at Wichita State	12/1	*	30	2-11	1-5	4-4	0-3-3	4	1	3	0	0	9
at Arizona	12/15	*	35	8-15	2-7	4-6	2-5-7	2	1	3	0	0	22
Stephen F. Austin	12/18	*	33	5-10	1-3	0-0	0-3-3	2	4	4	0	1	11
Oregon	12/21	*	34	5-10	2-6	2-2	0-3-3	1	4	0	0	0	14
New Orleans	12/29	*	26	4-8	2-5	3-4	1-4-5	1	5	3	0	2	13
at TCU	1/5	*	33	4-12	2-7	5-6	0-3-3	3	3	3	0	1	15
Iowa State	1/8	*	38	8-15	4-9	5-6	0-3-3	2	3	2	0	0	25
Kansas	1/12	*	32	3-12	2-8	3-4	0-1-1	4	2	3	0	0	11
at Oklahoma State	1/14	*	28	4-10	3-5	2-2	0-2-2	4	2	2	0	0	13
Texas Tech	1/19	*	32	4-10	4-7	4-4	0-0-0	4	2	1	0	0	16
at West Virginia	1/21	*	38	10-16	2-8	7-9	0-4-4	1	4	5	0	1	29
Alabama	1/26	*	31	5-10	1-4	2-2	0-3-3	1	4	4	0	1	13
at Oklahoma	1/28	*	29	5-9	1-3	1-4	0-1-1	1	4	1	0	1	12
TCU	2/2												
at Texas	2/6												
Kansas State	2/9												
Oklahoma	2/11												
at Texas Tech	2/16												
at Iowa State	2/19												
West Virginia	2/23												
Texas	2/27												
at Kansas State	3/2												
Oklahoma State	3/6												
at Kansas	3/9												

MASON'S YALE STATS

YEAR	GP-GS	MIN-AVG	FG-A	PCT	3FG-A	PCT	FT-A	PCT	OFF-DEF-TOT	AVG	PF-D	A	TO	B	S	TP	AVG
2014-15 (FR.)	31-0	595-19.2	63-139	.453	17-48	.354	48-66	.727	14-55-69	2.2	52-0	49	33	2	20	191	6.2
2015-16 (SO.)	30-30	980-32.7	161-377	.427	55-154	.357	104-129	.806	15-68-83	2.8	55-0	115	91	2	25	481	16.0
2016-17 (JR.)		-redshirt-															
2017-18 (RJR.)	1-0	21-21.0	2-6	.333	2-3	.667	2-5	.400	0-0-0	0.0	0-0	1	1	0	0	8	8.0
CAREER	62-30	1596-25.7	226-522	.433	74-205	.361	154-200	.770	29-123-152	2.5	107-0	165	125	4	45	680	11.0

MASON'S BAYLOR STATS

YEAR	GP-GS	MIN-AVG	FG-A	PCT	3FG-A	PCT	FT-A	PCT	OFF-DEF-TOT	AVG	PF-D	A	TO	B	S	TP	AVG
2018-19 (RSR.)	17-17	543-31.9	85-191	.445	33-95	.347	57-71	.803	5-40-45	2.6	37-0	51	43	0	10	260	15.3
BU CAREER	17-17	543-31.9	85-191	.445	33-95	.347	57-71	.803	5-40-45	2.6	37-0	51	43	0	10	260	15.3
NCAA CAREER	79-47	2139-27.1	311-713	.436	107-300	.357	211-271	.779	34-163-197	2.5	144-0	216	168	4	55	940	11.9



24 – MATTHEW MAYER

G/F • 6-9 • 200 • FR. • HS

AUSTIN, TEXAS (WESTLAKE HS)

SEASON/CAREER HIGHS

Points: – 18 vs. Nicholls (11/16/18)
 FG: – 7 vs. Nicholls (11/16/18)
 FGA: – 12 vs. Nicholls (11/16/18)
 3FG: – 3 vs. Nicholls (11/16/18)
 3FGA: – 6 vs. Nicholls (11/16/18)
 FT: – 5, three times
 FTA: – 7 at TCU (1/5/19)
 Rebounds: – 7 vs. Ole Miss (11/23/18)
 Assists: – 3 vs. Alabama (1/26/19)
 Turnovers: – 5 vs. Ole Miss (11/23/18)
 Blocks: – 2 vs. Alabama (1/26/19)
 Steals: – 4 at Oklahoma (1/28/19)
 Minutes Played: – 30 vs. Ole Miss (11/23/18)

MISCELLANEOUS

	18-19	BU RECORD
Double-Figure Points:	4	2-2
Double-Figure Rebounds:	–	–
Double-Doubles:	–	–
5+ Assists:	–	–
Led team in Points:	1	1-0
Led team in Rebounds:	1	0-1
Led team in Blocks:	1	1-0
Led team in Assists:	–	–
Led team in Bench Points:	7	4-3

MAYER NOTEBOOK

- Freshman wing with length, range and ability to score in bunches
- Played off bench in all 20 games this season, including 14 games with double-digit minutes played
- Has scored in double-figures off bench in 4 games this season, including 18 vs. Nicholls State and 17 at TCU
- Played solid floor game with 9 points, 5 rebounds, 3 assists, 2 blocks and 1 steal in 22 minutes off bench vs. Alabama (1/26)
- Scored 17 points on just 5-of-9 shooting in 14 minutes off bench at TCU (1/5)
- Posted game-high 18 points in just 18 minutes off bench vs. Nicholls State (11/16)
- Came off bench for 12 points, 2 rebounds and 2 assists in 16 minutes vs. Southern (11/10)
- Had 6 rebounds (5 offensive) in just 11 minutes off bench in collegiate debut vs. Texas Southern (11/6)
- Four-star recruit from Austin's Westlake High School, ranked among top-100 recruits nationally in 2018 class
- Helped Westlake to 36-4 record as senior in 2017-18, playing alongside Xavier's Keonte Kennedy and Texas' Brock Cunningham
- Scored 15 points during a 12-minute scrimmage period at Vanderbilt in October
- Committed to Baylor in June 2017, more than a year prior to enrolling at BU

2018-19 GAME-BY-GAME

OPPONENT	DATE	GS	MIN	FG	3FG	FT	OR-DR-TR	PF	A	T	B	S	PTS
Texas Southern	11/6	11	0-8	0-2	0-1	5-1-6	0	0	2	0	0	0	0
Southern	11/10	16	3-9	1-4	5-6	0-2-2	2	2	0	0	1	1	12
Prairie View A&M	11/12	9	2-4	0-0	0-0	0-2-2	2	1	0	1	0	0	4
Nicholls State	11/16	18	7-12	3-6	1-2	1-4-5	1	0	0	1	0	0	18
vs. Ole Miss	11/23	30	3-7	1-4	5-6	2-5-7	4	1	5	0	0	0	12
vs. George Mason	11/24	10	1-4	0-1	0-0	0-1-1	2	0	2	0	0	0	2
South Dakota	11/27	15	3-9	2-4	1-2	0-4-4	1	2	0	0	0	0	9
at Wichita State	12/1	11	1-3	0-1	2-3	1-0-1	1	0	0	1	0	0	4
at Arizona	12/15	14	0-3	0-1	1-2	1-0-1	1	2	0	0	0	0	1
Stephen F. Austin	12/18	7	2-5	2-3	0-0	1-0-1	1	0	0	1	1	1	6
Oregon	12/21	9	0-1	0-1	0-0	0-0-0	0	0	2	0	0	0	0
New Orleans	12/29	12	1-6	1-2	0-0	0-0-0	0	2	0	1	1	1	3
at TCU	1/5	14	5-9	2-3	5-7	0-2-2	0	1	0	0	1	1	17
Iowa State	1/8	8	0-2	0-2	0-0	0-0-0	0	0	1	0	1	0	0
Kansas	1/12	12	3-10	0-2	1-1	2-1-3	3	1	0	0	1	1	7
at Oklahoma State	1/14	2	0-1	0-0	0-0	0-0-0	0	0	0	0	1	0	0
Texas Tech	1/19	3	0-2	0-2	0-0	0-1-1	1	0	0	0	1	0	0
at West Virginia	1/21	13	0-3	0-2	0-2	1-1-2	1	1	0	0	0	0	0
Alabama	1/26	22	4-8	0-2	1-1	1-4-5	0	3	1	2	1	1	9
at Oklahoma	1/28	21	1-3	1-2	1-2	0-3-3	1	2	2	0	4	4	4
TCU	2/2												
at Texas	2/6												
Kansas State	2/9												
Oklahoma	2/11												
at Texas Tech	2/16												
at Iowa State	2/19												
West Virginia	2/23												
Texas	2/27												
at Kansas State	3/2												
Oklahoma State	3/6												
at Kansas	3/9												

MAYER'S CAREER STATS																	
YEAR	GP-GS	MIN-AVG	FG-A	PCT	3FG-A	PCT	FT-A	PCT	OFF-DEF-TOT	AVG	PF-D	A	TO	B	S	TP	AVG
2018-19 (FR.)	20-0	257-12.9	36-109	.330	13-44	.295	23-35	.657	15-31-46	2.3	21-0	18	15	7	13	108	5.4
CAREER	20-0	257-12.9	36-109	.330	13-44	.295	23-35	.657	15-31-46	2.3	21-0	18	15	7	13	108	5.4



3 – KING MCCLURE

G • 6-3 • 215 • SR. • 3L
DALLAS, TEXAS (TRIPLE A ACADEMY)

SEASON HIGHS

Points: – 29 at Oklahoma State (11/14/19)
FG: – 10 vs. Texas Southern (11/6/18)
FGA: – 18 vs. Texas Southern (11/6/18)
3FG: – 7 at Oklahoma State (11/14/19)
3FGA: – 11 vs. GMU (11/24/18); at Oklahoma State (11/14/19)
FT: – 6 vs. George Mason (11/24/18)
FTA: – 7 vs. George Mason (11/24/18)
Rebounds: – 14 vs. George Mason (11/24/18)
Assists: – 7 vs. Southern (11/10/18)
Turnovers: – 5, three times
Blocks: – 2 vs. New Orleans (12/29/18)
Steals: – 5 vs. Oregon (12/21/18)
Minutes Played: – 38 at Oklahoma State (11/14/19)

CAREER HIGHS

Points: – 29 at Oklahoma State (11/14/19)
FG: – 10 vs. Texas Southern (11/6/18)
FGA: – 18 vs. Texas Southern (11/6/18)
3FG: – 7 at Oklahoma State (11/14/19)
3FGA: – 12 vs. Randall (12/9/17)
FT: – 7 vs. Texas Tech (2/17/18)
FTA: – 8 vs. Texas Tech (2/17/18)
Rebounds: – 14 vs. George Mason (11/24/18)
Assists: – 7 vs. Southern (11/10/18)
Turnovers: – 5, four times
Blocks: – 2 vs. New Orleans (12/29/18)
Steals: – 5 vs. Savannah State (11/23/15); vs. Oregon (12/21/18)
Minutes Played: – 38 at Oklahoma State (11/14/19)

MISCELLANEOUS

	18-19	CAREER	BU RECORD
Double-Figure Points:	7	33	23-10
Double-Figure Rebounds:	2	2	1-1
Double-Doubles:	1	1	1-0
20+ Points:	4	5	4-1
5+ Assists:	2	5	3-2
Led team in Points:	4	9	6-3
Led team in Rebounds:	4	4	3-1
Led team in Assists:	4	5	3-2
Led team in Bench Points:	–	12	7-5

MCCLURE NOTEBOOK

- Strong, physical senior guard, has played 120 games and made 54 starts during 4-year Baylor career
- Switched from No. 22 to No. 3 prior to senior season to honor teammate Jake Lindsey, who will miss 2018-19 season
- Shifted from shooting guard to 3-spot in 3-guard lineup with Tristan Clark out – averaging 10.7 ppg, 6.3 rpg in 6 games since
- Has scored 20+ points in 4 games this season after doing so in 1 of 100 games over first 3 seasons at Baylor
- Posted career-highs in points (29), minutes (38) and 3FGs (7-of-11), added 9 rebounds and 4 assists in win at OSU (11/14/19)
- Recorded career-first double-double with 27 points, 14 rebounds, 4 assists and 3 steals in 36 minutes vs. George Mason (11/24/18)
- Set school record for rebounds by a guard with 14 vs. GMU and had double-double before halftime (12p/10r)
- Set then-career highs in points (23), field goals made (10) and attempted (18) and minutes (36) in season opener vs. TXSO (11/6/18)
- Told basketball career was over due to heart condition in June 2015; had procedure and was cleared to resume in September 2015
- Scored in double-figures 13 times last season, has 33 career games of 10+ points, including 5 games with 20-plus points
- Posted then-career-highs of 19 points and 32 minutes in Hall of Fame Classic title game win vs. Creighton (11/21/17)
- Sparked comeback vs. Louisville (11/25/16) in Battle 4 Atlantis championship with 15 2nd-half points; played final 15 minutes
- Consensus top-100 recruit in 2015 class, ranked No. 54 nationally by 247Sports.com
- Three-time All-State selection, averaged at least 21 ppg in all four years of high school

2018-19 GAME-BY-GAME

OPPONENT	DATE	GS	MIN	FG	3FG	FT	OR-DR-TR	PF	A	T	B	S	PTS
Texas Southern	11/6	*	36	10-18	3-5	0-1	0-5-5	3	5	2	1	1	23
Southern	11/10	*	25	1-6	0-2	0-0	0-3-3	3	7	4	0	1	2
Prairie View A&M	11/12	*	30	8-11	5-8	0-0	1-7-8	2	2	5	1	1	21
Nicholls State	11/16	*	21	5-8	1-4	0-0	1-2-3	3	3	1	1	1	11
vs. Ole Miss	11/23	*	31	0-4	0-3	0-0	1-1-2	3	1	3	0	2	0
vs. George Mason	11/24	*	36	8-17	5-11	6-7	3-11-14	3	4	2	0	3	27
South Dakota	11/27	*	33	6-11	3-6	0-0	1-5-6	2	0	1	0	0	15
at Wichita State	12/1	*	29	4-12	2-5	0-0	1-5-6	2	1	0	0	1	10
at Arizona	12/15	*	27	0-3	0-1	0-1	0-2-2	1	3	5	0	4	0
Stephen F. Austin	12/18	*	30	2-10	1-7	0-0	0-3-3	3	1	2	0	2	5
Oregon	12/21	*	34	2-8	2-4	2-2	1-3-4	2	1	4	0	5	8
New Orleans	12/29	*	24	3-8	2-5	0-0	2-1-3	2	3	3	2	2	8
at TCU	1/5	*	32	3-8	0-2	1-1	1-3-4	2	2	0	0	0	7
Iowa State	1/8	*	33	2-7	1-4	1-1	3-3-6	4	1	0	0	0	6
Kansas	1/12	*	28	1-8	0-3	2-2	3-7-10	2	2	0	0	2	4
at Oklahoma State	1/14	*	38	9-14	7-11	4-4	2-7-9	1	4	1	0	0	29
Texas Tech	1/19	*	37	3-9	2-5	0-0	1-5-6	2	4	2	0	4	8
at West Virginia	1/21	*	31	4-10	0-3	0-3	2-6-8	4	0	5	0	1	8
Alabama	1/26	*	17	2-6	2-5	1-2	2-0-2	1	0	0	1	1	7
at Oklahoma	1/28	*	24	3-8	2-4	0-0	0-3-3	3	2	0	0	0	8
TCU	2/2												
at Texas	2/6												
Kansas State	2/9												
Oklahoma	2/11												
at Texas Tech	2/16												
at Iowa State	2/19												
West Virginia	2/23												
Texas	2/27												
at Kansas State	3/2												
Oklahoma State	3/6												
at Kansas	3/9												

MCCLURE'S CAREER STATS

YEAR	GP-GS	MIN-AVG	FG-A	PCT	3FG-A	PCT	FT-A	PCT	OFF-DEF-TOT	AVG	PF-D	A	TO	B	S	TP	AVG
2015-16 (FR.)	34-0	444-13.1	52-116	.448	29-77	.377	18-27	.667	8-31-39	1.1	47-0	22	14	4	30	151	4.4
2016-17 (SO.)	32-13	459-14.3	54-122	.443	28-77	.364	24-32	.750	9-31-40	1.3	41-0	26	25	2	14	160	5.0
2017-18 (JR.)	34-21	814-23.9	93-237	.392	42-120	.350	49-64	.766	16-68-84	2.5	79-0	57	53	1	31	277	8.1
2018-19 (SR.)	20-20	596-29.8	76-186	.409	38-98	.388	17-24	.708	25-82-107	5.4	48-0	46	40	6	31	207	10.4
CAREER	120-54	2313-19.3	275-661	.416	137-372	.368	108-147	.735	58-212-270	2.3	215-0	151	132	13	106	795	6.6



0 – FLO THAMBA

F • 6-10 • 245 • FR. • HS
KINSHASA, CONGO (MOUNTAIN MISSION SCHOOL)

SEASON/CAREER HIGHS

Points: – 6 vs. Southern (11/10/18); vs. Kansas (1/12/19)
FG: – 3 vs. Southern (11/10/18); vs. Kansas (1/12/19)
FGA: – 5 vs. Kansas (1/12/19)
3FG: –
3FGA: –
FT: – 3 vs. Nicholls (11/16/18)
FTA: – 4, three times
Rebounds: – 6 vs. Kansas (1/12/19); at West Virginia (1/21/19)
Assists: – 2 at West Virginia (1/21/19)
Turnovers: – 2, three times
Blocks: – 2, three times
Steals: – 1, three times
Minutes Played: – 21 at Oklahoma State (1/14/19)

MISCELLANEOUS

	18-19	BU RECORD
Double-Figure Points:	–	–
Double-Figure Rebounds:	–	–
Double-Doubles:	–	–
2+ Blocks:	3	3-0
Led team in Points:	–	–
Led team in Rebounds:	–	–
Led team in Blocks:	4	3-1
Led team in Assists:	–	–

THAMBA NOTEBOOK


- Freshman big man with 7-foot-5 wingspan, originally from Kinshasa, Democratic Republic of the Congo
- Averaging 15.7 minutes in 6 games since Tristan Clark’s injury – saw 15+ minutes just once in 14 games prior to injury
- Has played off bench in all but 1 game this season, including 10 games with double-digit minutes
- Chipped in 5 points, career-high 6 rebounds and career-high 2 assists in 16 minutes of win at West Virginia (1/21)
- Played career-high 21 minutes off bench in win at Oklahoma State (1/14), team was +13 when he was on floor
- Had career-highs of 6 points and 6 rebounds in just 13 minutes off bench on Saturday vs. Kansas
- Posted 6 points, 5 rebounds and 1 block in 13 minutes off bench vs. Southern (11/10)
- Had 4 points, 3 rebounds and 1 block in 9 minutes off bench in collegiate debut vs. Texas Southern (11/6)
- Grew up in South Africa, emigrated to United States in 2014
- Late addition to 2018 signing class, ranked No. 243 overall and No. 34 center by 247Sports
- Averaged 14.0 points, 10.0 rebounds and 1.5 blocks per game as senior at Mountain Mission School in Grundy, Va.

2018-19 GAME-BY-GAME

OPPONENT	DATE	GS	MIN	FG	3FG	FT	OR-DR-TR	PF	A	T	B	S	PTS
Texas Southern	11/6		9	2-3	0-0	0-1	2-1-3	0	0	1	1	0	4
Southern	11/10		13	3-3	0-0	0-0	2-3-5	1	0	1	1	0	6
Prairie View A&M	11/12		4	1-1	0-0	0-0	0-0-0	2	0	0	0	0	2
Nicholls State	11/16		14	1-2	0-0	3-4	0-3-3	3	1	1	0	0	5
vs. Ole Miss	11/23			DNP									
vs. George Mason	11/24		19	0-0	0-0	2-4	1-0-1	3	1	0	1	0	2
South Dakota	11/27		4	0-2	0-0	0-0	2-0-2	1	0	0	0	0	0
at Wichita State	12/1		5	0-0	0-0	0-0	0-0-0	2	0	0	0	0	0
at Arizona	12/15		14	1-2	0-0	0-0	3-1-4	1	0	1	1	0	2
Stephen F. Austin	12/18		4	0-1	0-0	0-0	0-2-2	1	0	0	1	0	0
Oregon	12/21		2	0-0	0-0	0-0	0-0-0	0	0	0	0	0	0
New Orleans	12/29		11	0-0	0-0	2-2	2-1-3	4	0	2	2	1	2
at TCU	1/5		1	0-0	0-0	0-0	0-0-0	1	0	1	0	0	0
Iowa State	1/8		6	0-1	0-0	0-0	0-1-1	1	0	0	2	0	0
Kansas	1/12		13	3-5	0-0	0-0	3-3-6	1	0	1	1	1	6
at Oklahoma State	1/14		21	1-1	0-0	0-0	0-0-0	2	1	2	1	0	2
Texas Tech	1/19		16	0-0	0-0	1-2	0-2-2	2	0	2	0	1	1
at West Virginia	1/21		16	2-2	0-0	1-4	3-3-6	3	2	1	0	0	5
Alabama	1/26		17	0-2	0-0	0-0	1-4-5	1	0	0	2	0	0
at Oklahoma	1/28		11	2-2	0-0	0-0	0-1-1	4	0	1	1	0	4
TCU	2/2												
at Texas	2/6												
Kansas State	2/9												
Oklahoma	2/11												
at Texas Tech	2/16												
at Iowa State	2/19												
West Virginia	2/23												
Texas	2/27												
at Kansas State	3/2												
Oklahoma State	3/6												
at Kansas	3/9												

THAMBA’S CAREER STATS

YEAR	GP-GS	MIN-AVG	FG-A	PCT	3FG-A	PCT	FT-A	PCT	OFF-DEF-TOT	AVG	PF-D	A	TO	B	S	TP	AVG
2018-19 (FR.)	19-0	200-10.5	16-27	.593	0-0	.000	9-17	.529	19-25-44	2.3	33-0	5	14	14	3	41	2.2
CAREER	19-0	200-10.5	16-27	.593	0-0	.000	9-17	.529	19-25-44	2.3	33-0	5	14	14	3	41	2.2



11 – MARK VITAL

G/F • 6-5 • 230 • RSO. • 1L

LAKE CHARLES, LA. (ADVANCED PREP INT'L (TEXAS))

SEASON HIGHS

Points: – 11, three times
FG: – 5 vs. Kansas (1/12/19)
FGA: – 13 vs. Kansas (1/12/19)
3FG: – 1, four times
3FGA: – 3 vs. Texas Southern (11/6/18); at Oklahoma (1/28/19)
FT: – 6 vs. Nicholls (11/16/18)
FTA: – 10 vs. Prairie View A&M (11/12/18); vs. Nicholls (11/16/18)
Rebounds: – 17 at Arizona (12/15/18)
Assists: – 5, three times
Turnovers: – 6 vs. SFA (12/18/18)
Blocks: – 2, five times
Steals: – 5 vs. SFA (12/18/18)
Minutes Played: – 37 vs. South Dakota (11/27/18)

CAREER HIGHS

Points: – 12, three times
FG: – 5, seven times
FGA: – 13 vs. Kansas (1/12/19)
3FG: – 1, five times
3FGA: – 3 vs. Texas Southern (11/6/18); at Oklahoma (1/28/19)
FT: – 6 vs. Nicholls (11/16/18)
FTA: – 10 vs. Prairie View A&M (11/12/18); vs. Nicholls (11/16/18)
Rebounds: – 17 at Arizona (12/15/18)
Assists: – 8 vs. Oklahoma State (1/15/18)
Turnovers: – 7 vs. Kansas (2/10/18)
Blocks: – 3 vs. Kansas (2/10/18)
Steals: – 5 vs. SFA (12/18/18)
Minutes Played: – 38 at Texas (2/12/18)

MISCELLANEOUS

	18-19	CAREER	BU RECORD
Double-Figure Points:	5	14	7-7
Double-Figure Rebounds:	5	7	6-1
Double-Doubles:	1	1	1-0
5+ Assists:	3	7	6-1
2+ Blocks	5	9	7-2
Led team in Points:	–	1	0-1
Led team in Rebounds:	11	19	14-5
Led team in Assists:	6	12	7-5
Led team in Blocks:	4	8	6-2
Led team in Bench Points:	–	6	5-1

VITAL NOTEBOOK

- High-flying redshirt sophomore guard/forward from Lake Charles, La., sat out 2016-17 season before debuting in 2017-18
- Moved to starting 5-spot with Tristan Clark's injury – averaging 6.2 points, 8.2 rebounds (4.7 offensive) in 6 games since
- Started all 20 games this season (6 games at 5-spot, 12 games at 4-spot, 2 games at 3-spot)
- Led team with 13 rebounds, 5 assists and 2 steals in 32 minutes of win at Oklahoma State (1/14/19)
- Had career-high 17 rebounds (9 offensive) in win at Arizona (12/15/18), out-rebounding all 9 Arizona players combined (14 rebounds)
- Career-first double-double with 11 points, 11 rebounds and 5 assists in 29 minutes vs. Nicholls State (11/16/18)
- Has scored in double-figures 14 times during BU career, has 7 games with double-digit rebounds and 1 double-double
- Played in 33 games during redshirt freshman season, came off bench in first 11 games, then started 18 of final 22
- Grabbed career-high 11 rebounds, had career-high 3 blocks and 2 assists in 32 minutes of win over No. 10 Kansas (2/10/18)
- Nicknamed "Baby Rico" after former Baylor All-American power forward and fellow Louisianan Rico Gathers
- Ranked No. 1 in Louisiana and No. 55 nationally in 2016 recruiting class by 247Sports.com
- Featured by Yahoo! as "Middle School Basketball's Most Impressive Dunker" in 2012
- Known for highlight-reel dunks, including jumping over four players in a slam dunk contest
- Committed to Baylor in September 2013, more than two years before signing day

2018-19 GAME-BY-GAME

OPPONENT	DATE	GS	MIN	FG	3FG	FT	OR-DR-TR	PF	A	T	B	S	PTS
Texas Southern	11/6	*	28	4-8	1-3	1-2	5-4-9	4	3	5	0	2	10
Southern	11/10	*	27	1-8	1-2	0-2	2-4-6	3	2	2	2	0	3
Prairie View A&M	11/12	*	30	0-3	0-1	4-10	0-3-3	2	4	3	1	1	4
Nicholls State	11/16	*	29	2-6	1-2	6-10	6-5-11	1	5	2	0	0	11
vs. Ole Miss	11/23	*	11	0-1	0-0	0-0	1-1-2	5	1	2	0	0	0
vs. George Mason	11/24	*	16	1-2	0-0	0-0	2-4-6	4	0	2	2	0	2
South Dakota	11/27	*	37	3-6	0-1	1-2	3-6-9	3	2	3	2	2	7
at Wichita State	12/1	*	33	3-4	0-0	3-4	3-5-8	3	2	3	2	1	9
at Arizona	12/15	*	36	2-6	0-2	1-7	9-8-17	3	2	2	1	1	5
Stephen F. Austin	12/18	*	36	3-5	0-1	1-5	7-5-12	2	1	6	0	5	7
Oregon	12/21	*	29	4-4	0-0	3-6	4-4-8	3	1	0	0	0	11
New Orleans	12/29	*	18	0-1	0-0	0-4	1-3-4	2	1	0	0	3	0
at TCU	1/5	*	33	4-5	0-0	3-5	3-1-4	4	4	1	0	2	11
Iowa State	1/8	*	16	1-3	0-1	2-2	2-0-2	2	0	1	0	1	4
Kansas	1/12	*	26	5-13	0-2	0-4	8-1-9	3	1	0	0	0	10
at Oklahoma State	1/14	*	32	2-8	0-0	1-1	6-7-13	1	5	2	1	2	5
Texas Tech	1/19	*	23	3-5	0-0	0-1	5-3-8	0	5	5	0	0	6
at West Virginia	1/21	*	15	0-1	0-0	2-2	2-2-4	4	3	1	0	2	2
Alabama	1/26	*	27	3-9	0-0	0-0	4-0-4	2	0	1	0	0	6
at Oklahoma	1/28	*	25	3-8	1-3	1-2	3-8-11	1	1	1	2	0	8
TCU	2/2												
at Texas	2/6												
Kansas State	2/9												
Oklahoma	2/11												
at Texas Tech	2/16												
at Iowa State	2/19												
West Virginia	2/23												
Texas	2/27												
at Kansas State	3/2												
Oklahoma State	3/6												
at Kansas	3/9												

VITAL'S CAREER STATS

YEAR	GP-GS	MIN-AVG	FG-A	PCT	3FG-A	PCT	FT-A	PCT	OFF-DEF-TOT	AVG	PF-D	A	TO	B	S	TP	AVG
2016-17 (FR.)		-redshirt-															
2017-18 (RFR.)	33-18	786-23.8	87-181	.481	1-10	.100	47-93	.505	75-109-184	5.6	73-0	71	68	21	26	222	6.7
2018-19 (RSO.)	20-20	527-26.4	44-106	.415	4-18	.222	29-69	.420	76-74-150	7.5	52-1	43	42	13	22	121	6.1
CAREER	53-38	1313-24.8	131-287	.456	5-28	.179	76-162	.469	151-183-334	6.3	125-1	114	110	34	48	343	6.5

2018-19 SEASON STATISTICS



2018-19 BAYLOR BASKETBALL
Baylor Combined Team Statistics (as of Jan 29, 2019)
All games



BIG 12 CONFERENCE

RECORD:	OVERALL	HOME	AWAY	NEUTRAL
ALL GAMES	14-6	9-3	4-2	1-1
CONFERENCE	5-2	2-1	3-1	0-0
NON-CONFERENCE	9-4	7-2	1-1	1-1

#	Player	gp-gs	min	avg	Total		3-Point		F-Throw		Rebounds				pf	dq	a	to	blk	stl	pts	avg
					fg-fga	fg%	3fg-fga	3fg%	ft-fa	ft%	off	def	tot	avg								
10	Mason, Makai	17-17	543	31.9	85-191	.445	33-95	.347	57-71	.803	5	40	45	2.6	37	0	51	43	0	10	260	15.3
25	Clark, Tristan	14-14	417	29.8	84-114	.737	1-4	.250	36-54	.667	31	57	88	6.3	41	2	23	23	34	15	205	14.6
03	McClure, King	20-20	596	29.8	76-186	.409	38-98	.388	17-24	.708	25	82	107	5.4	48	0	46	40	6	31	207	10.4
04	Kegler, Mario	14-14	373	26.6	50-120	.417	7-40	.175	24-38	.632	21	63	84	6.0	40	0	12	29	10	8	131	9.4
12	Butler, Jared	20-7	464	23.2	54-139	.388	26-80	.325	33-40	.825	7	41	48	2.4	43	1	51	29	3	20	167	8.4
02	Bandoo, Devonte	20-5	355	17.8	48-110	.436	23-61	.377	20-21	.952	5	26	31	1.6	18	0	26	18	2	10	139	7.0
11	Vital, Mark	20-20	527	26.4	44-106	.415	4-18	.222	29-69	.420	76	74	150	7.5	52	1	43	42	13	22	121	6.1
24	Mayer, Matthew	20-0	257	12.9	36-109	.330	13-44	.295	23-35	.657	15	31	46	2.3	21	0	18	15	7	13	108	5.4
98	Gillespie, Freddie	12-2	159	13.3	16-29	.552	0-0	.000	9-12	.750	21	17	38	3.2	28	0	2	11	6	4	41	3.4
01	Allen, Darius	9-1	99	11.0	10-28	.357	3-17	.176	3-9	.333	4	8	12	1.3	8	0	5	5	6	6	26	2.9
00	Thamba, Flo	19-0	200	10.5	16-27	.593	0-0	.000	9-17	.529	19	25	44	2.3	33	0	5	14	14	3	41	2.2
15	Okeke, Obim	5-0	10	2.0	1-5	.200	1-5	.200	0-0	.000	0	0	0	0.0	4	0	0	1	0	1	3	0.6
Team											38	33	71		1		2					
Total.....		20	4000		520-1164	.447	149-462	.323	260-390	.667	267	497	764	38.2	374	4	282	272	101	143	1449	72.4
Opponents.....		20	4000		444-1086	.409	133-401	.332	251-377	.666	195	438	633	31.7	373	11	249	284	80	122	1272	63.6

TEAM STATISTICS	BU	OPP	Date	Opponent	Score	Att.
SCORING	1449	1272	11/06/18	TEXAS SOUTHERN	L 69-72	4327
Points per game	72.4	63.6	11/10/18	SOUTHERN	w 80-53	4344
Scoring margin	+8.9	-	11/12/18	PRAIRIE VIEW A&M	w 91-80	4019
FIELD GOALS-ATT	520-1164	444-1086	11/16/18	NICHOLLS STATE	w 81-54	8721
Field goal pct	.447	.409	11/23/18	vs Ole Miss	L 70-78	1250
3 POINT FG-ATT	149-462	133-401	11/24/18	vs George Mason	w 72-61	1250
3-point FG pct	.323	.332	11/27/18	SOUTH DAKOTA	w 63-57	4083
3-pt FG made per game	7.5	6.7	12/01/18	at Wichita St.	L 63-71	10506
FREE THROWS-ATT	260-390	251-377	12/15/18	at Arizona	w 58-49	13058
Free throw pct	.667	.666	12/18/18	STEPHEN F. AUSTIN	L 58-59	4336
F-Throws made per game	13.0	12.6	12/21/18	OREGON	w 57-47	7411
REBOUNDS	764	633	12/29/18	NEW ORLEANS	w 84-44	6123
Rebounds per game	38.2	31.7	* 01/05/19	at TCU	L 81-85	6396
Rebounding margin	+6.6	-	* 01/08/19	IOWA STATE	w 73-70	5930
ASSISTS	282	249	* 01/12/19	KANSAS	L 68-73	9091
Assists per game	14.1	12.5	* 01/14/19	at Oklahoma St.	w 73-69	8194
TURNOVERS	272	284	* 01/19/19	TEXAS TECH	w 73-62	9018
Turnovers per game	13.6	14.2	* 01/21/19	at West Virginia	w 85-73	9936
Turnover margin	+0.6	-	01/26/19	ALABAMA	w 73-68	7094
Assist/turnover ratio	1.0	0.9	* 01/28/19	at Oklahoma	w 77-47	10193
STEALS	143	122				
Steals per game	7.2	6.1				
BLOCKS	101	80				
Blocks per game	5.1	4.0				
ATTENDANCE	74497	60783				
Home games-Avg/Game	12-6208	6-9714				
Neutral site-Avg/Game	-	2-1250				

* = Conference game

Score by Periods	1st	2nd	Totals
Baylor	667	782	1449
Opponents	592	680	1272

2018-19 BIG 12 STATISTICS



2018-19 BAYLOR BASKETBALL
 Baylor Combined Team Statistics (as of Jan 29, 2019)
 Conference games only



BIG 12 CONFERENCE

RECORD:	OVERALL	HOME	AWAY	NEUTRAL
ALL GAMES	5-2	2-1	3-1	0-0
CONFERENCE	5-2	2-1	3-1	0-0
NON-CONFERENCE	0-0	0-0	0-0	0-0

#	Player	gp-gs	min	avg	Total			3-Point		F-Throw		Rebounds					pts	avg						
					fg-fga	fg%	3fg-fga	3fg%	ft-fga	ft%	off	def	tot	avg	pf	dq			a	to	blk	stl		
10	Mason, Makai	7-7	230	32.9	38-84	.452	18-47	.383	27-35	.771	0	14	14	2.0	19	0	20	17	0	3	121	17.3		
25	Clark, Tristan	2-2	69	34.5	13-23	.565	0-1	.000	8-12	.667	2	8	10	5.0	5	0	7	3	1	3	34	17.0		
12	Butler, Jared	7-5	186	26.6	25-57	.439	14-32	.438	9-11	.818	5	16	21	3.0	20	1	26	16	0	8	73	10.4		
03	McClure, King	7-7	223	31.9	25-64	.391	12-32	.375	8-11	.727	12	34	46	6.6	18	0	15	8	0	7	70	10.0		
04	Kegler, Mario	7-7	178	25.4	23-51	.451	4-15	.267	10-16	.625	9	31	40	5.7	19	0	7	12	5	5	60	8.6		
02	Bandoo, Devonte	7-0	111	15.9	17-38	.447	12-24	.500	7-7	1.000	1	6	7	1.0	9	0	7	8	2	3	53	7.6		
11	Vital, Mark	7-7	170	24.3	18-43	.419	1-6	.167	9-17	.529	29	22	51	7.3	15	0	19	11	3	7	46	6.6		
98	Gillespie, Freddie	5-0	70	14.0	7-14	.500	0-0	.000	8-8	1.000	10	11	21	4.2	12	0	0	5	3	4	22	4.4		
24	Mayer, Matthew	7-0	73	10.4	9-30	.300	3-13	.231	7-12	.583	3	8	11	1.6	6	0	5	3	0	9	28	4.0		
15	Okeke, Obim	1-0	1	1.0	1-1	1.000	1-1	1.000	0-0	.000	0	0	0	0.0	1	0	0	0	0	0	3	3.0		
00	Thamba, Flo	7-0	84	12.0	8-11	.727	0-0	.000	2-6	.333	6	10	16	2.3	14	0	3	8	5	2	18	2.6		
01	Allen, Darius	2-0	5	2.5	1-1	1.000	0-0	.000	0-0	.000	0	0	0	0.0	0	0	1	0	0	1	2	1.0		
Team											18	11	29						1					
Total.....		7	1400		185-417	.444	65-171	.380	95-135	.704	95	171	266	38.0	139	1	110	91	19	52	530	75.7		
Opponents.....		7	1400		164-372	.441	48-129	.372	103-156	.660	62	154	216	30.9	126	4	100	88	33	45	479	68.4		

TEAM STATISTICS	BU	OPP	Date	Opponent	Score	Att.
SCORING	530	479	* 01/05/19	at TCU	L 81-85	6396
Points per game	75.7	68.4	* 01/08/19	IOWA STATE	w 73-70	5930
Scoring margin	+7.3	-	* 01/12/19	KANSAS	L 68-73	9091
FIELD GOALS-ATT	185-417	164-372	* 01/14/19	at Oklahoma St.	w 73-69	8194
Field goal pct	.444	.441	* 01/19/19	TEXAS TECH	w 73-62	9018
3 POINT FG-ATT	65-171	48-129	* 01/21/19	at West Virginia	w 85-73	9936
3-point FG pct	.380	.372	* 01/28/19	at Oklahoma	w 77-47	10193
3-pt FG made per game	9.3	6.9	* = Conference game			
FREE THROWS-ATT	95-135	103-156				
Free throw pct	.704	.660				
F-Throws made per game	13.6	14.7				
REBOUNDS	266	216				
Rebounds per game	38.0	30.9				
Rebounding margin	+7.1	-				
ASSISTS	110	100				
Assists per game	15.7	14.3				
TURNOVERS	91	88				
Turnovers per game	13.0	12.6				
Turnover margin	-0.4	-				
Assist/turnover ratio	1.2	1.1				
STEALS	52	45				
Steals per game	7.4	6.4				
BLOCKS	19	33				
Blocks per game	2.7	4.7				
ATTENDANCE	24039	34719				
Home games-Avg/Game	3-8013	4-8680				
Neutral site-Avg/Game	-	0-0				

Score by Periods	1st	2nd	Totals
Baylor	249	281	530
Opponents	223	256	479

TEAM GAME-BY-GAME

Opponent	Date	Score	Total		3-Pointers		Free throws		Rebounds				pf	a	t/o	blk	stl	pts	avg	
			fg-fga	pct	3fg-fga	pct	ft-fa	pct	off	def	tot	avg								
TEXAS SOUTHERN	11/06/18	69-72	L	30-67	.448	6-19	.316	3-11	.273	21	19	40	40.0	23	12	19	5	6	69	69.0
SOUTHERN	11/10/18	80-53	W	28-63	.444	9-27	.333	15-21	.714	15	24	39	39.5	20	19	9	7	8	80	74.5
PRAIRIE VIEW A&M	11/12/18	91-80	W	31-51	.608	11-23	.478	18-27	.667	7	25	32	37.0	20	17	16	11	4	91	80.0
NICHOLLS STATE	11/16/18	81-54	W	29-63	.460	10-29	.345	13-22	.591	16	28	44	38.8	17	17	8	6	5	81	80.2
vs Ole Miss	11/23/18	70-78	L	25-54	.463	2-18	.111	18-22	.818	8	23	31	37.2	27	11	18	3	7	70	78.2
vs George Mason	11/24/18	72-61	W	21-54	.389	6-26	.231	24-29	.828	10	24	34	36.7	25	9	13	5	6	72	77.2
SOUTH DAKOTA	11/27/18	63-57	W	23-57	.404	8-22	.364	9-19	.474	11	30	41	37.3	14	11	8	12	3	63	75.1
at Wichita St.	12/01/18	63-71	L	23-62	.371	4-22	.182	13-16	.813	13	24	37	37.2	18	5	13	6	4	63	73.6
at Arizona	12/15/18	58-49	W	22-51	.431	4-19	.211	10-20	.500	19	32	51	38.8	17	10	20	3	7	58	71.9
STEPHEN F. AUSTIN	12/18/18	58-59	L	21-55	.382	4-24	.167	12-21	.571	14	25	39	38.8	16	11	18	5	14	58	70.5
OREGON	12/21/18	57-47	W	21-44	.477	4-15	.267	11-18	.611	11	22	33	38.3	14	14	17	2	7	57	69.3
NEW ORLEANS	12/29/18	84-44	W	31-59	.525	10-25	.400	12-19	.632	11	31	42	38.6	13	22	14	12	14	84	70.5
at TCU	01/05/19	81-85	L	29-59	.492	4-16	.250	19-27	.704	11	22	33	38.2	23	19	11	1	6	81	71.3
IOWA STATE	01/08/19	73-70	W	24-55	.436	8-23	.348	17-20	.850	10	23	33	37.8	14	12	10	3	6	73	71.4
KANSAS	01/12/19	68-73	L	25-75	.333	9-31	.290	9-15	.600	26	23	49	38.5	23	13	14	3	9	68	71.2
at Oklahoma St.	01/14/19	73-69	W	23-55	.418	15-25	.600	12-15	.800	12	24	36	38.4	17	16	13	6	5	73	71.3
TEXAS TECH	01/19/19	73-62	W	24-58	.414	11-29	.379	14-16	.875	12	19	31	37.9	17	16	13	1	10	73	71.4
at West Virginia	01/21/19	85-73	W	29-58	.500	8-27	.296	19-31	.613	16	29	45	38.3	26	17	18	0	7	85	72.2
ALABAMA	01/26/19	73-68	W	30-67	.448	6-22	.273	7-10	.700	16	19	35	38.2	11	14	8	5	6	73	72.2
at Oklahoma	01/28/19	77-47	W	31-57	.544	10-20	.500	5-11	.455	8	31	39	38.2	19	17	12	5	9	77	72.4
Baylor		1449		520-1164	.447	149-462	.323	260-390	.667	267	497	764	38.2	374	282	272	101	143	1449	72.4
Opponents		1272		444-1086	.409	133-401	.332	251-377	.666	195	438	633	31.7	373	249	284	80	122	1272	63.6

OPPONENT GAME-BY-GAME

Opponent	Date	Score	Total		3-Pointers		Free throws		Rebounds				pf	a	t/o	blk	stl	pts	avg	
			fg-fga	pct	3fg-fga	pct	ft-fa	pct	off	def	tot	avg								
TEXAS SOUTHERN	11/06/18	69-72	L	25-52	.481	9-21	.429	13-21	.619	12	23	35	35.0	17	18	18	4	5	72	72.0
SOUTHERN	11/10/18	80-53	W	17-45	.378	4-12	.333	15-21	.714	7	24	31	33.0	22	7	21	2	4	53	62.5
PRAIRIE VIEW A&M	11/12/18	91-80	W	28-61	.459	11-22	.500	13-25	.520	15	16	31	32.3	22	14	13	1	8	80	68.3
NICHOLLS STATE	11/16/18	81-54	W	18-55	.327	4-26	.154	14-18	.778	11	23	34	32.8	20	7	13	4	4	54	64.8
vs Ole Miss	11/23/18	70-78	L	22-56	.393	5-20	.250	29-36	.806	11	24	35	33.2	21	14	13	4	8	78	67.4
vs George Mason	11/24/18	72-61	W	18-49	.367	2-14	.143	23-31	.742	7	20	27	32.2	23	5	14	2	4	61	66.3
SOUTH DAKOTA	11/27/18	63-57	W	22-63	.349	5-23	.217	8-11	.727	13	29	42	33.6	19	9	8	4	5	57	65.0
at Wichita St.	12/01/18	63-71	L	26-66	.394	10-32	.313	9-17	.529	16	28	44	34.9	17	13	15	3	6	71	65.8
at Arizona	12/15/18	58-49	W	19-53	.358	9-28	.321	2-6	.333	5	14	19	33.1	21	15	10	3	7	49	63.9
STEPHEN F. AUSTIN	12/18/18	58-59	L	22-52	.423	7-17	.412	8-14	.571	8	26	34	33.2	19	10	19	5	10	59	63.4
OREGON	12/21/18	57-47	W	18-44	.409	7-18	.389	4-6	.667	4	14	18	31.8	16	12	17	4	6	47	61.9
NEW ORLEANS	12/29/18	84-44	W	16-61	.262	7-22	.318	5-8	.625	15	21	36	32.2	15	8	22	4	7	44	60.4
at TCU	01/05/19	81-85	L	30-53	.566	6-14	.429	19-34	.559	8	21	29	31.9	20	22	10	3	6	85	62.3
IOWA STATE	01/08/19	73-70	W	28-56	.500	7-18	.389	7-8	.875	4	22	26	31.5	17	14	10	2	6	70	62.9
KANSAS	01/12/19	68-73	L	24-44	.545	9-16	.563	16-27	.593	4	26	30	31.4	19	13	14	11	6	73	63.5
at Oklahoma St.	01/14/19	73-69	W	22-57	.386	13-29	.448	12-17	.706	13	22	35	31.6	12	17	10	7	5	69	63.9
TEXAS TECH	01/19/19	73-62	W	21-45	.467	5-15	.333	15-19	.789	8	21	29	31.5	18	12	17	3	8	62	63.8
at West Virginia	01/21/19	85-73	W	24-62	.387	4-17	.235	21-34	.618	16	19	35	31.7	26	11	13	4	11	73	64.3
ALABAMA	01/26/19	73-68	W	29-57	.509	5-17	.294	5-7	.714	9	22	31	31.6	15	17	13	7	3	68	64.5
at Oklahoma	01/28/19	77-47	W	15-55	.273	4-20	.200	13-17	.765	9	23	32	31.7	14	11	14	3	3	47	63.6
Opponents		1272		444-1086	.409	133-401	.332	251-377	.666	195	438	633	31.7	373	249	284	80	122	1272	63.6
Baylor		1449		520-1164	.447	149-462	.323	260-390	.667	267	497	764	38.2	374	282	272	101	143	1449	72.4

TEAM COMPARISON



BIG 12 CONFERENCE

**2018-19 BAYLOR BASKETBALL
Baylor Team Game-by-Game Comparison (as of Jan 29, 2019)
All games**

Opponent	1st	2nd	Score	Mar	Total FG	FG Pct	3-Pointers	3FG Pct	Free Throws	FT Pct	Rebounds	Assist	T/Over	Block	Steal	Fouls
TEXAS SOUTHERN	40/27	29/45	69-72	(3)	30-67/25-52	.448/.481	6-19/9-21	.316/.429	3-11/3-21	.273/.619	40/35 +5	12/18	19/18	5/4	6/5	23/17
SOUTHERN	31/27	49/26	80-53	+27	28-63/17-45	.444/.378	9-27/4-12	.333/.333	15-21/15-21	.714/.714	39/31 +8	19/7	9/21	7/2	8/4	20/22
PRAIRIE VIEW A&M	47/36	44/44	91-80	+11	31-51/28-61	.608/.459	11-23/11-22	.478/.500	18-27/13-25	.667/.520	32/31 +1	17/14	16/13	1/1	4/8	20/22
NICHOLLS STATE	37/21	44/33	81-54	+27	29-63/18-55	.460/.327	10-29/4-26	.345/.154	13-22/14-18	.591/.778	44/34 +10	17/7	8/13	6/4	5/4	17/20
Ole Miss	39/43	31/35	70-78	(8)	25-54/22-56	.463/.393	2-18/5-20	.111/.250	18-22/29-36	.818/.806	31/35 (4)	11/14	18/13	3/4	7/8	27/21
George Mason	28/27	44/34	72-61	+11	21-54/18-49	.389/.367	6-26/2-14	.231/.143	24-29/23-31	.828/.742	34/27 +7	9/5	13/14	5/2	6/4	25/23
SOUTH DAKOTA	27/29	36/28	63-57	+6	23-57/22-63	.404/.349	8-22/5-23	.364/.217	9-19/8-11	.474/.727	41/42 (1)	11/9	8/8	12/4	3/5	14/19
Wichita St.	15/44	48/27	63-71	(8)	23-62/26-66	.371/.394	4-22/10-32	.182/.313	13-16/9-17	.813/.529	37/44 (7)	5/13	13/15	6/3	4/6	18/17
Arizona	20/23	38/26	58-49	+9	22-51/19-53	.431/.358	4-19/9-28	.211/.321	10-20/2-6	.500/.333	51/19 +32	10/15	20/10	3/3	7/7	17/21
STEPHEN F. AUSTIN	33/25	25/34	58-59	(1)	21-55/22-52	.382/.423	4-24/7-17	.167/.412	12-21/8-14	.571/.571	39/34 +5	11/10	18/19	5/5	14/10	16/19
OREGON	28/16	29/31	57-47	+10	21-44/18-44	.477/.409	4-15/7-18	.267/.389	11-18/4-6	.611/.667	33/18 +15	14/12	17/17	2/4	7/6	14/16
NEW ORLEANS	37/21	47/23	84-44	+40	31-59/16-61	.525/.262	10-25/7-22	.400/.318	12-19/5-8	.632/.625	42/36 +6	22/8	14/22	12/4	14/7	13/15
TCU	28/40	53/45	81-85	(4)	29-59/30-53	.492/.566	4-16/6-14	.250/.429	19-27/19-34	.704/.559	33/29 +4	19/22	11/10	1/3	6/6	23/20
IOWA STATE	38/30	35/40	73-70	+3	24-55/28-56	.436/.500	8-23/7-18	.348/.389	17-20/7-8	.850/.875	33/26 +7	12/14	10/10	3/2	6/6	14/17
KANSAS	25/35	43/38	68-73	(5)	25-75/24-44	.333/.545	9-31/9-16	.290/.563	9-15/16-27	.600/.593	49/30 +19	13/13	14/14	3/11	9/6	23/19
Oklahoma St.	40/35	33/34	73-69	+4	23-55/22-57	.418/.386	15-25/13-29	.600/.448	12-15/12-17	.800/.706	36/35 +1	16/17	13/10	6/7	5/5	17/12
TEXAS TECH	33/31	40/31	73-62	+11	24-58/21-45	.414/.467	11-29/5-15	.379/.333	14-16/15-19	.875/.789	31/29 +2	16/12	13/17	1/3	10/8	17/18
West Virginia	46/31	39/42	85-73	+12	29-58/24-62	.500/.387	8-27/4-17	.296/.235	19-31/21-34	.613/.618	45/35 +10	17/11	18/13	0/4	7/11	26/26
ALABAMA	36/30	37/38	73-68	+5	30-67/29-57	.448/.509	6-22/5-17	.273/.294	7-10/5-7	.700/.714	35/31 +4	14/17	8/13	5/7	6/3	11/15
Oklahoma	39/21	38/26	77-47	+30	31-57/15-55	.544/.273	10-20/4-20	.500/.200	5-11/13-17	.455/.765	39/32 +7	17/11	12/14	5/3	9/3	19/14

Note: Game totals are displayed in the format TEAM/OPPONENT for each category

2018-19 BAYLOR BASKETBALL GAME NOTES

GAME 1 – TEXAS SOUTHERN 72, BAYLOR 69



Official Basketball Box Score -- Game Totals -- Final Statistics
Texas Southern vs Baylor
11/06/18 8:30 pm at Ferrell Center (Waco, Texas)



Texas Southern 72 • 1-0

#	Player	Total		3-Ptr		Rebounds			PF	TP	A	TO	Blk	Stl	Min
		FG-FGA	FG-FGA	FT-FTA	Off	Def	Tot								
00	Devocio Butler	f	5-9	3-3	0-1	3	3	6	2	13	1	1	0	1	32
01	Jeremy Combs	f	4-8	0-1	3-6	3	5	8	4	11	2	2	0	1	24
05	Trayvon Reed	c	7-9	0-0	1-3	4	8	12	2	15	3	2	2	1	32
03	Jaylyn Patterson	g	6-14	5-11	6-6	0	3	3	2	23	6	5	1	0	36
11	Cainan McClelland	g	1-2	1-2	2-2	0	1	1	1	5	1	1	0	1	18
04	Derrick Bruce	g	0-3	0-3	0-0	0	2	2	3	0	4	3	1	1	22
12	John Jones	g	0-1	0-1	0-0	0	0	0	2	0	1	0	0	8	
15	Justin Hopkins	g	2-5	0-0	1-3	1	1	2	0	5	0	1	0	0	21
20	Tyrik Armstrong	g	0-1	0-0	0-0	0	0	0	0	1	2	0	0	4	
44	Michael Dobbins	g	0-0	0-0	0-0	0	0	0	1	0	0	0	0	3	
Team							1		0		0		0		3
Totals			25-52	9-21	13-21	12	23	35	17	72	18	18	4	5	200

FG % 1st Half:	8-25	32.0%	2nd half:	17-27	63.0%	Game:	25-52	48.1%	Deadball Rebounds	4
3FG % 1st Half:	3-10	30.0%	2nd half:	6-11	54.5%	Game:	9-21	42.9%		
FT % 1st Half:	8-13	61.5%	2nd half:	5-8	62.5%	Game:	13-21	61.9%		

Baylor 69 • 0-1

#	Player	Total		3-Ptr		Rebounds			PF	TP	A	TO	Blk	Stl	Min
		FG-FGA	FG-FGA	FT-FTA	Off	Def	Tot								
25	Clark, Tristan	f	5-7	1-1	0-0	2	1	3	5	11	0	1	2	0	19
01	Allen, Darius	g	1-5	0-3	0-2	2	3	5	0	2	1	2	1	1	26
03	McClure, King	g	10-18	3-5	0-1	0	5	5	3	23	5	2	1	1	36
11	Vital, Mark	g	4-8	1-3	1-2	5	4	9	4	10	3	5	0	2	28
12	Butler, Jared	g	1-6	0-3	0-0	0	0	0	4	2	1	3	0	2	21
00	Thamba, Flo	g	2-3	0-0	0-1	2	1	3	0	4	0	1	1	0	9
02	Bando, Devonte	g	4-8	1-2	1-1	0	2	2	1	10	2	2	0	0	30
15	Okeke, Obim	g	0-0	0-0	0-0	0	0	0	2	0	0	0	0	2	
24	Mayer, Matthew	g	0-8	0-2	0-1	5	1	6	0	0	2	0	0	0	11
33	Gillespie, Freddie	g	3-4	0-0	1-3	5	2	7	4	7	0	1	0	0	18
Team							0		0		0		0		18
Totals			30-67	6-19	3-11	21	19	40	23	69	12	19	5	6	200

FG % 1st Half:	17-33	51.5%	2nd half:	13-34	38.2%	Game:	30-67	44.8%	Deadball Rebounds	1
3FG % 1st Half:	4-9	44.4%	2nd half:	2-10	20.0%	Game:	6-19	31.8%		
FT % 1st Half:	2-7	28.6%	2nd half:	1-4	25.0%	Game:	3-11	27.3%		

Officials: Darron George, Jeb Hartness, Tommy Short
Technical fouls: Texas Southern-Jeremy Combs, Derrick Bruce, Baylor-Vital, Mark.
Attendance: 4327
Fouled Out: BU: #25 Clark 3:18

Score by periods	1st	2nd	Total
Texas Southern	27	45	72
Baylor	40	29	69

Last FG - TSUM 2nd-00:21, BU 2nd-00:37.
Largest lead - TSUM by 3 2nd-00:04, BU by 17 2nd-13:57.
TSUM led for 02:18, BU led for 36:20. Game was tied for 01:22.

Score tied - 2 times.
Lead changed - 4 times.

GAME 2 – BAYLOR 80, SOUTHERN 53



Official Basketball Box Score -- Game Totals -- Final Statistics
Southern vs Baylor
11/10/18 5:00 pm at Ferrell Center (Waco, Texas)



Southern 53 • 0-2

#	Player	Total		3-Ptr		Rebounds			PF	TP	A	TO	Blk	Stl	Min
		FG-FGA	FG-FGA	FT-FTA	Off	Def	Tot								
20	Sydney Urnude	f	2-6	0-0	0-2	0	5	5	0	4	0	0	0	1	23
21	Bryan Assie	f	1-4	0-0	2-3	1	2	3	2	4	0	1	2	0	23
14	Aaron Ray	g	0-1	0-1	0-0	0	4	4	5	0	2	1	0	1	22
02	Eddie Reese	g	6-9	1-2	5-6	1	3	4	2	18	0	7	0	1	31
32	Jayden Sadler	g	3-8	0-1	5-5	0	1	1	2	11	3	4	0	0	31
00	Richard Lee	g	2-7	2-5	0-0	0	0	0	2	6	0	1	0	0	15
03	Trevor Blackmon	g	0-0	0-0	1-3	0	0	0	3	1	2	0	1	10	
04	Isaiah Rollins	g	0-2	0-1	2-2	0	0	0	0	2	0	0	0	0	6
10	Hassan Husein	g	0-0	0-0	0-0	1	0	1	0	0	0	0	0	0	7
12	Alex Ennis	g	1-1	0-0	0-0	1	1	2	2	2	0	1	0	0	10
13	Torrey Mayo	g	0-0	0-0	0-0	0	0	0	0	0	0	0	0	0	1
23	Marcel Burton	g	1-4	1-2	0-0	0	1	1	3	3	0	1	0	0	11
24	Osia Wilson	g	1-2	0-0	0-0	0	2	2	1	2	0	2	0	0	6
25	Brendon Brooks	g	0-1	0-0	0-0	0	1	1	0	0	1	0	0	0	7
Team							3		4		1		0		3
Totals			17-45	4-12	15-21	7	24	31	22	53	7	21	2	4	200

FG % 1st Half:	9-21	42.9%	2nd half:	8-24	33.3%	Game:	17-45	37.8%	Deadball Rebounds	3
3FG % 1st Half:	3-4	75.0%	2nd half:	1-8	12.5%	Game:	4-12	33.3%		
FT % 1st Half:	6-9	66.7%	2nd half:	9-12	75.0%	Game:	15-21	71.4%		

Baylor 80 • 1-1

#	Player	Total		3-Ptr		Rebounds			PF	TP	A	TO	Blk	Stl	Min
		FG-FGA	FG-FGA	FT-FTA	Off	Def	Tot								
25	Clark, Tristan	f	8-9	0-0	1-1	4	2	6	4	17	1	1	2	0	22
33	Gillespie, Freddie	f	0-1	0-0	0-0	4	2	6	4	0	0	0	0	0	22
02	Bando, Devonte	g	7-12	4-8	7-7	1	5	6	0	25	2	0	0	3	34
03	McClure, King	g	1-6	0-2	0-0	0	3	3	3	2	7	4	0	1	25
11	Vital, Mark	g	1-8	1-2	0-2	2	4	6	3	3	2	2	2	0	27
00	Thamba, Flo	g	3-3	0-0	0-0	2	3	5	1	6	0	1	1	0	13
01	Allen, Darius	g	2-7	1-6	1-3	1	1	2	1	6	0	0	2	1	19
12	Butler, Jared	g	3-7	2-4	1-2	0	2	2	2	9	5	0	0	1	20
15	Okeke, Obim	g	0-1	0-1	0-0	0	0	0	0	0	0	1	0	1	2
24	Mayer, Matthew	g	3-9	1-4	5-6	0	2	2	2	12	2	0	0	1	16
Team							1		0		1		0		1
Totals			28-63	9-27	15-21	15	24	39	20	80	19	9	7	8	200

FG % 1st Half:	11-27	40.7%	2nd half:	17-36	47.2%	Game:	28-63	44.4%	Deadball Rebounds	2
3FG % 1st Half:	3-12	25.0%	2nd half:	6-15	40.0%	Game:	9-27	33.3%		
FT % 1st Half:	6-8	75.0%	2nd half:	9-13	69.2%	Game:	15-21	71.4%		

Officials: Doug Simmons, Byron Jarrett, Brent Hampton
Technical fouls: Southern-None, Baylor-None.
Attendance: 4344
Delayed start due to basket issue. Start time approximately 5:50.
Fouled Out: Southern: #14 Ray 8:30

Score by periods	1st	2nd	Total
Southern	27	26	53
Baylor	31	49	80

Last FG - SU 2nd-00:01, BU 2nd-01:42.
Largest lead - SU by 2 1st-18:06, BU by 29 2nd-00:58.
SU led for 01:28, BU led for 35:26. Game was tied for 03:06.

Score tied - 3 times.
Lead changed - 4 times.

GAME 3 – BAYLOR 91, PRAIRIE VIEW A&M 80



Official Basketball Box Score -- Game Totals -- Final Statistics
Prairie View A&M vs Baylor
11/12/18 7:00 pm at Ferrell Center (Waco, Texas)



Prairie View A&M 80 • 1-1

#	Player	Total		3-Ptr		Rebounds			PF	TP	A	TO	Blk	Stl	Min
		FG-FGA	FG-FGA	FT-FTA	Off	Def	Tot								
13	Iwin Ellis	f	1-1	0-0	2-2	2	1	3	5	4	0	0	0	1	16
01	Taishaun Johnson	g	3-7	0-1	5-10	0	3	3	1	11	3	2	0	0	36
02	Darius Williams	g	5-7	5-5	1-3	0	0	0	2	16	0	0	0	0	10
03	Gary Blackston	g	7-15	2-6	2-4	1	5	6	3	18	3	5	0	2	32
15	Gerard Andrews	g	7-13	0-0	0-2	6	3	9	3	14	1	2	0	1	39
00	Chancellor Ellis	g	4-9	4-9	0-1	1	1	2	3	12	2	1	0	0	22
04	Antione Lister	g	0-0	0-0	0-0	0	0	0	0	0	0	1	0	0	4
05	Keivonte Corley	g	0-1	0-0	0-0	0	0	0	2	0	0	0	1	1	4
10	Tyler Singleton	g	0-0	0-0	0-0	0	0	0	0	0	0	0	0	0	2
11	Dennis Jones	g	1-6	0-1	1-2	1	1	2	2	3	5	0	0	1	24
14	Leon Sneed	g	0-2												

GAME 5 – OLE MISS 78, BAYLOR 70

GAME 6 – BAYLOR 72, GEORGE MASON 61



Official Basketball Box Score -- Game Totals -- Final Statistics
Baylor vs Ole Miss
11/23/18 8:30 PM at The Arena (Niceville, Fla.)



Baylor 70 • 3-2

#	Player	Total		3-Ptr		Rebounds			PF	TP	A	TO	Blk	Stl	Min
		FG-FGA	FG-FGA	FT-FTA	Off	Def	Tot								
02	Bandoo, Devonte	0-2	0-0	0-0	0	1	1	0	0	1	0	0	0	0	7
03	McClure, King	0-4	0-3	0-0	1	1	2	3	0	0	1	3	0	2	31
10	Mason, Makai	6-14	1-5	5-5	0	0	0	4	18	5	1	0	1	1	35
11	Vital, Mark	0-1	0-0	0-0	1	1	2	5	0	1	2	0	0	0	11
25	Clark, Tristan	11-13	0-0	5-8	1	5	6	4	27	1	1	2	0	0	35
01	Allen, Darius	1-2	0-1	0-0	0	1	1	4	2	1	1	1	2	13	
12	Butler, Jared	4-11	0-5	3-3	0	5	5	2	11	1	2	0	2	33	
24	Mayer, Matthew	3-7	1-4	5-6	2	5	7	4	12	1	5	0	0	30	
33	Gillespie, Freddie	0-0	0-0	0-0	1	0	1	1	0	0	2	0	0	5	
Team						2		4		6					
Totals		25-54	2-18	18-22	8	23	31	27	70	11	18	3	7	200	

FG % 1st Half:	12:26	46.2%	2nd half:	13:28	46.4%	Game:	25-54	46.3%	Rebounds
3FG % 1st Half:	1:6	16.7%	2nd half:	1:12	8.3%	Game:	2-18	11.1%	
FT % 1st Half:	14:16	87.5%	2nd half:	4:6	66.7%	Game:	18-22	81.8%	1

Ole Miss 78 • 3-1

#	Player	Total		3-Ptr		Rebounds			PF	TP	A	TO	Blk	Stl	Min
		FG-FGA	FG-FGA	FT-FTA	Off	Def	Tot								
00	Hinson, B.	3-10	1-6	2-2	2	1	3	3	9	1	1	1	1	29	
02	Shuler, D.	1-5	0-2	2-3	0	4	4	1	4	3	3	0	2	38	
03	Davis, T.	2-11	0-3	3-4	1	3	4	5	7	2	2	1	1	24	
12	Stevens, B.	7-13	1-2	2-2	3	5	8	2	17	1	4	0	1	33	
21	Tyree, B.	6-11	3-5	13-17	1	1	2	3	28	3	0	0	2	33	
01	Naylor, Z.	0-0	0-0	0-0	0	0	0	1	0	1	0	0	0	3	
13	Olejniczak, D.	0-0	0-0	0-0	0	3	3	2	0	0	1	1	0	7	
14	Buffen, K.	3-5	0-2	3-3	1	6	7	2	9	2	1	1	0	23	
20	Davis, D.	0-0	0-0	2-3	0	0	0	1	2	1	0	0	1	5	
23	Rodriguez, L.	0-1	0-0	2-2	1	1	2	1	2	0	1	0	0	5	
Team						2		0		2					
Totals		22-56	5-20	29-36	11	24	35	21	78	14	13	4	8	200	

FG % 1st Half:	12:32	37.5%	2nd half:	10:24	41.7%	Game:	22-56	39.3%	Rebounds
3FG % 1st Half:	3:12	25.0%	2nd half:	2:8	25.0%	Game:	5-20	25.0%	
FT % 1st Half:	16:19	84.2%	2nd half:	13:17	76.5%	Game:	29-36	80.6%	7

Officials: Mike Eades, Doug Shows, Pat Adams
Technical fouls: Baylor-None, Ole Miss-None.
Attendance: 1250

Score by periods	1st	2nd	Total
Baylor	39	31	70
Ole Miss	43	35	78

Points In Off 2nd Fast Bench
BU 38 9 4 0 25
MISS 30 13 0 0 13

Score tied - 5 times.
Lead changed - 3 times.



Official Basketball Box Score -- Game Totals -- Final Statistics
George Mason vs Baylor
11/24/18 3:00 PM at The Arena (Niceville, Fla.)



George Mason 61 • 2-5

#	Player	Total		3-Ptr		Rebounds			PF	TP	A	TO	Blk	Stl	Min
		FG-FGA	FG-FGA	FT-FTA	Off	Def	Tot								
01	Kier, J.	3-9	0-2	0-0	2	4	6	3	6	1	2	0	2	36	
04	Livingston, O.	8-18	2-7	8-9	1	2	3	2	26	1	4	0	1	37	
05	Grayer, J.	4-4	0-3	2-4	0	0	0	3	2	1	2	2	0	16	
23	Greene, J.	2-4	0-1	0-0	2	2	4	4	0	1	0	0	0	26	
31	Reuter, J.	2-5	0-0	11-14	0	2	2	2	15	1	2	0	1	25	
00	Mar, G.	0-0	0-0	0-0	0	0	0	2	0	0	1	0	0	9	
10	Hartwell, J.	0-1	0-0	0-0	0	1	1	0	0	0	0	0	0	5	
12	Wilson, A.	0-3	0-0	0-0	0	0	0	1	0	0	1	0	0	8	
20	Douglas-Stanley, J.	0-0	0-0	0-0	0	0	0	1	0	0	0	0	0	3	
32	Boyd, L.	1-3	0-1	2-4	0	3	3	3	4	1	0	0	0	23	
33	Calixte, G.	2-2	0-0	0-0	1	2	3	2	4	0	1	0	0	12	
Team						3		4		7					
Totals		18-49	2-14	23-31	7	20	27	23	61	5	14	2	4	200	

FG % 1st Half:	8:24	33.3%	2nd half:	10:25	40.0%	Game:	18-49	36.7%	Rebounds
3FG % 1st Half:	1:6	16.7%	2nd half:	1:8	12.5%	Game:	2-14	14.3%	
FT % 1st Half:	10:13	76.9%	2nd half:	13:18	72.2%	Game:	23-31	74.2%	6.3

Baylor 72 • 4-2

#	Player	Total		3-Ptr		Rebounds			PF	TP	A	TO	Blk	Stl	Min
		FG-FGA	FG-FGA	FT-FTA	Off	Def	Tot								
02	Bandoo, Devonte	3-6	1-4	0-0	0	3	3	1	7	0	1	0	0	20	
03	McClure, King	8-17	5-11	6-7	3	11	14	3	27	4	2	0	3	36	
10	Mason, Makai	5-14	0-4	8-8	0	1	1	3	18	2	3	0	0	38	
11	Vital, Mark	1-2	0-0	0-0	2	4	6	4	2	0	2	2	0	16	
25	Clark, Tristan	2-4	0-0	3-4	2	2	4	5	7	1	1	2	2	34	
00	Thamba, Flo	0-0	0-0	2-4	1	0	1	3	2	1	0	1	0	19	
01	Allen, Darius	1-2	0-1	1-2	0	1	1	0	3	0	1	0	0	5	
12	Butler, Jared	0-5	0-5	4-4	0	0	0	4	4	1	1	0	1	22	
24	Mayer, Matthew	1-4	0-1	0-0	0	1	1	2	2	0	2	0	0	10	
Team						2		1		3					
Totals		21-54	6-26	24-29	10	24	34	25	72	9	13	5	6	200	

FG % 1st Half:	10:30	33.3%	2nd half:	11:24	45.8%	Game:	21-54	38.9%	Rebounds
3FG % 1st Half:	2:14	14.3%	2nd half:	4:12	33.3%	Game:	6-26	23.1%	
FT % 1st Half:	6:10	60.0%	2nd half:	18:19	94.7%	Game:	24-29	82.8%	5.2

Officials: Doug Shows, Jeff Anderson, John Gaffney
Technical fouls: George Mason-None, Baylor-None.
Attendance: 1250

Score by periods	1st	2nd	Total
George Mason	27	34	61
Baylor	28	44	72

Points In Off 2nd Fast Bench
MASON 22 21 2 0 8
BU 22 19 10 0 11

Score tied - 4 times.
Lead changed - 9 times.

GAME 7 – BAYLOR 63, SOUTH DAKOTA 57

GAME 8 – WICHITA STATE 71, BAYLOR 63



Official Basketball Box Score -- Game Totals -- Final Statistics
South Dakota vs Baylor
11/27/18 7:00 pm at Ferrell Center, Waco, Texas



South Dakota 57 • 3-3

#	Player	Total		3-Ptr		Rebounds			PF	TP	A	TO	Blk	Stl	Min
		FG-FGA	FG-FGA	FT-FTA	Off	Def	Tot								
12	Trey Burch-Manning	6-13	0-1	5-5	6	8	14	4	17	1	0	0	1	37	
13	Matt Johns	2-2	2-2	0-0	0	2	2	1	6	0	1	0	1	20	
22	Tyler Peterson	4-15	0-4	2-2	3	5	8	4	10	1	2	1	0	29	
03	Triston Simpson	3-9	2-7	0-1	2	4	6	2	8	6	2	0	0	37	
20	Brandon Armstrong	3-11	1-5	0-1	1	5	6	4	7	0	1	0	2	38	
00	Stanley Ulmude	3-7	0-0	1-2	1	3	4	3	7	1	2	1	1	16	
32	Jay Harvey	0-0	0-0	0-0	0	2	2	0	0	0	0	2	0	5	
33	Logan Power	1-6	0-4	0-0	0	0	0	1	2	0	0	0	0	18	
Team						0		0							
Totals		22-63	5-23	8-11	13	29	42	19	57	9	8	4	5	200	

FG % 1st Half:	11:23	47.8%	2nd half:	11:40	27.5%	Game:	22-63	34.9%	Rebounds
3FG % 1st Half:	4:7	57.1%	2nd half:	1:16	6.3%	Game:	5-23	21.7%	
FT % 1st Half:	3:5	60.0%	2nd half:	5:6	83.3%	Game:	8-11	72.7%	0.2

Baylor 63 • 5-2

#	Player	Total		3-Ptr		Rebounds			PF	TP	A	TO	Blk	Stl	Min
		FG-FGA	FG-FGA	FT-FTA	Off	Def	Tot								
25	Clark, Tristan	3-5	0-0	2-2	2	4	6	3	8	0	0	6	0	27	
03	McClure, King	6-11	3-6	0-0	1	5	6	2	15	0	1	0	0	33	
04	Kegler, Mario	4-11	1-6	3-8	2	4	6	1	12	1	1	3	0	31	
10	Mason, Makai	3-8	2-4	2-5	1	3	4	0	10	4	3	0	0	30	
11	Vital, Mark</														

GAME 9 – BAYLOR 58, ARIZONA 49



Official Basketball Box Score -- Game Totals -- Final Statistics
 Baylor vs Arizona
 12/15/18 9:00 pm at McKale Center (Tucson, Ariz.)



Baylor 58 • 6-3

#	Player	Total			3-Ptr			Rebounds			PF	TP	A	TO	Blk	Stl	Min
		FG-FGA	FG-FGA	FT-FTA	Off	Def	Tot	Off	Def	Tot							
04	Kegler, Mario	f	4-9	1-3	4-4	1	5	6	4	13	0	5	0	0	22		
11	Vital, Mark	f	2-6	0-2	1-7	9	8	17	3	5	2	2	1	1	36		
25	Clark, Tristan	f	4-5	0-1	0-0	2	4	6	3	8	2	3	0	1	26		
03	McClure, King	g	0-3	0-1	0-1	0	2	2	1	0	3	5	0	4	27		
10	Mason, Makai	g	8-15	2-7	4-6	2	5	7	2	22	1	3	0	0	35		
00	Thamba, Flo	g	1-2	0-0	0-0	3	1	4	1	2	0	1	1	0	14		
02	Bandoo, Devonte	g	1-4	0-1	0-0	1	2	3	1	2	0	0	0	0	13		
12	Butler, Jared	g	2-4	1-3	0-0	0	1	1	1	5	0	1	1	1	13		
24	Mayer, Matthew	g	0-3	0-1	1-2	1	0	1	1	1	2	0	0	0	14		
Team						0 4 4											
Totals			22-51	4-19	10-20	19	32	51	17	58	10	20	3	7	200		
FG % 1st Half:		8-29	27.6%	2nd half:		14-22	63.6%	Game:		22-51	43.1%			Deadball Rebounds			
3FG % 1st Half:		2-13	15.4%	2nd half:		2-6	33.3%	Game:		4-19	21.1%			Rebounds			
FT % 1st Half:		2-4	50.0%	2nd half:		8-16	50.0%	Game:		10-20	50.0%			6			

Arizona 49 • 7-4

#	Player	Total			3-Ptr			Rebounds			PF	TP	A	TO	Blk	Stl	Min
		FG-FGA	FG-FGA	FT-FTA	Off	Def	Tot	Off	Def	Tot							
04	Chase Jeter	c	3-4	0-0	0-3	1	1	2	4	6	1	2	0	3	26		
02	Brandon Williams	g	1-9	1-7	0-1	0	3	3	3	3	4	3	0	2	29		
05	Brandon Randolph	g	6-16	3-8	0-0	0	0	0	3	15	1	0	1	2	28		
12	Justin Coleman	g	2-6	1-4	2-2	0	1	1	1	7	3	0	0	0	34		
02	Emmanuel Akot	g	2-5	1-2	0-0	0	0	0	2	5	2	0	0	0	15		
03	Dylan Smith	g	3-5	3-5	0-0	0	2	2	1	9	2	3	1	0	21		
10	Ryan Luther	g	0-1	0-1	0-0	0	1	1	4	0	1	1	0	0	19		
11	Ira Lee	g	2-5	0-0	0-0	0	5	5	3	4	0	1	1	0	20		
23	Alex Barcello	g	0-2	0-1	0-0	0	0	0	0	0	1	0	0	0	8		
Team						4 1 5											
Totals			19-53	9-28	2-6	5	14	19	21	49	15	10	3	7	200		
FG % 1st Half:		9-23	39.1%	2nd half:		10-30	33.3%	Game:		19-53	35.8%			Deadball Rebounds			
3FG % 1st Half:		3-10	30.0%	2nd half:		6-16	33.3%	Game:		9-28	32.1%			1			
FT % 1st Half:		2-5	40.0%	2nd half:		0-1	0.0%	Game:		2-6	33.3%						

Officials: Michael Greenstein, Tony Padilla, John Higgins
 Technical fouls: Baylor-None. Arizona-None.
 Attendance: 13068

Score by periods	1st	2nd	Total
Baylor	20	38	58
Arizona	23	26	49

Last FG - BU 2nd-02:54, UA 2nd-00:45.
 Largest lead - BU by 11 2nd-03:18, UA by 6 2nd-19:43.
 BU led for 14:50, UA led for 17:01. Game was tied for 08:09.

Score tied - 8 times.
 Lead changed - 4 times.

GAME 10 – SFA 59, BAYLOR 58



Official Basketball Box Score -- Game Totals -- Final Statistics
 Stephen F. Austin vs Baylor
 12/18/18 7:30 pm at Ferrell Center (Waco, Texas)



Stephen F. Austin 59 • 6-4

#	Player	Total			3-Ptr			Rebounds			PF	TP	A	TO	Blk	Stl	Min
		FG-FGA	FG-FGA	FT-FTA	Off	Def	Tot	Off	Def	Tot							
03	Seraille, Mitchell	f	1-1	0-0	0-0	1	1	2	2	2	2	1	4	2	3	25	
04	Fitzgerald, Davonte	f	6-18	0-3	3-4	0	6	6	4	15	0	1	0	3	35		
23	Bain, Nathan	f	2-5	0-0	1-3	1	7	8	1	5	1	2	0	1	36		
01	Harris, Kevon	g	4-8	3-4	0-1	1	6	7	2	11	1	2	2	1	37		
05	Bogues, Shannon	g	8-17	4-9	1-2	0	2	2	1	21	5	4	0	2	38		
02	Hughes, Jock	g	0-1	0-1	0-0	1	1	2	1	0	0	2	0	0	12		
11	Walker, Oddyst	g	0-0	0-0	0-0	1	0	1	3	0	0	2	0	0	4		
25	Nicholas, Karl	g	1-2	0-0	3-4	1	1	2	5	5	2	2	1	2	13		
Team						2 2 4											
Totals			22-52	7-17	8-14	8	26	34	19	59	10	19	5	10	200		
FG % 1st Half:		9-27	33.3%	2nd half:		13-25	52.0%	Game:		22-52	42.3%			Deadball Rebounds			
3FG % 1st Half:		2-8	25.0%	2nd half:		5-9	55.6%	Game:		7-17	41.2%			0			
FT % 1st Half:		5-10	50.0%	2nd half:		3-4	75.0%	Game:		8-14	57.1%						

Baylor 58 • 6-4

#	Player	Total			3-Ptr			Rebounds			PF	TP	A	TO	Blk	Stl	Min
		FG-FGA	FG-FGA	FT-FTA	Off	Def	Tot	Off	Def	Tot							
25	Clark, Tristan	f	9-9	0-0	6-10	4	3	7	2	24	1	1	2	3	37		
03	McClure, King	g	2-10	1-7	0-0	0	3	3	3	5	1	2	0	2	30		
04	Kegler, Mario	g	0-6	0-2	0-0	1	4	5	4	0	1	3	1	1	23		
10	Mason, Makai	g	5-10	1-3	0-0	0	3	3	2	11	4	4	0	1	33		
11	Vital, Mark	g	3-5	0-1	1-5	7	5	12	2	7	1	6	0	5	36		
00	Thamba, Flo	g	0-1	0-0	0-0	0	2	2	1	0	0	0	1	0	4		
02	Bandoo, Devonte	g	0-4	0-4	3-4	0	2	2	0	3	2	1	0	0	16		
12	Butler, Jared	g	0-5	0-4	2-2	0	1	1	1	2	1	0	0	1	14		
24	Mayer, Matthew	g	2-5	2-3	0-0	1	0	1	1	6	0	0	1	1	7		
Team						1 2 3											
Totals			21-55	4-24	12-21	14	25	39	16	58	11	18	5	14	200		
FG % 1st Half:		12-25	48.0%	2nd half:		9-30	30.0%	Game:		21-55	38.2%			Deadball Rebounds			
3FG % 1st Half:		3-13	23.1%	2nd half:		1-11	9.1%	Game:		4-24	16.7%			3.3			
FT % 1st Half:		6-9	66.7%	2nd half:		6-12	50.0%	Game:		12-21	57.1%						

Officials: Gerry Pollard, Rick Crawford, Pat Driscoll
 Technical fouls: Stephen F. Austin-None. Baylor-None.
 Attendance: 4336
 Fouled Out: SFA: #25 Nicholas 8:02

Score by periods	1st	2nd	Total
Stephen F. Austin	25	34	59
Baylor	33	25	58

Last FG - SFA 2nd-00:00, BU 2nd-04:21.
 Largest lead - SFA by 3 1st-05:33, BU by 10 1st-00:31.
 SFA led for 06:35, BU led for 27:47. Game was tied for 05:38.

Score tied - 8 times.
 Lead changed - 11 times.

GAME 11 – BAYLOR 57, OREGON 47



Official Basketball Box Score -- Game Totals -- Final Statistics
 Oregon vs Baylor
 12/21/18 6:00 pm at Ferrell Center (Waco, Texas)



Oregon 47 • 8-4

#	Player	Total			3-Ptr			Rebounds			PF	TP	A	TO	Blk	Stl	Min
		FG-FGA	FG-FGA	FT-FTA	Off	Def	Tot	Off	Def	Tot							
02	King, Louis	f	2-8	0-2	1-2	1	1	2	2	5	4	5	0	2	26		
13	White, Paul	f	2-10	1-3	0-0	0	2	2	5	5	0	2	0	0	31		
14	Wooten, Kenny	f	2-2	0-0	0-0	3	1	4	3	4	0	2	4	0	31		
00	Richardson, Will	g	3-4	1-1	3-4	0	2	2	3	10	3	4	0	4	30		
03	Pritchard, Payton	g	5-13	4-10	0-0	0	3	3	1	14	3	1	0	0	39		
04	Amin, Ehab	g	0-1	0-0	0-0	0	0	0	0	0	0	0	0	0	7		
10	Bailey Jr., Victor	g	3-5	1-2	0-0	0	1	1	1	7	1	2	0	0	27		
33	Okoro, Francis	g	1-1	0-0	0-0	0	1	1	1	2	1	0	0	0	9		
Team						0 3 3											
Totals			18-44	7-18	4-6	4	14	18	16	47	12	17	4	6	200		
FG % 1st Half:		7-24	29.2%	2nd half:		11-20	55.0%	Game:		18-44	40.9%			Deadball Rebounds			
3FG % 1st Half:		1-6	16.7%	2nd half:		6-12	50.0%	Game:		7-18	38.9%			2			
FT % 1st Half:		1-2	50.0%	2nd half:		3-4	75.0%	Game:		4-6	66.7%						

Baylor 57 • 7-4

#	Player	Total			3-Ptr			Rebounds			PF	TP	A	TO	Blk	Stl	Min
		FG-FGA	FG-FGA	FT-FTA	Off	Def	Tot	Off	Def	Tot							
25	Clark, Tristan	f	6-10	0-0	1-3	3	5	8	2	13	1	4	2	1	38		
03	McClure, King	g	2-8	2-4	2-2	1	3	4	2	8	1	4	0	5	34		
04	Kegler, Mario	g	2-5	0-2	3-5	0	6	6	4	7	2	4	0	0	28		
10	Mason, Makai	g	5-10	2-6	2-2	0	3	3	1	14	4</						

GAME 21 – TCU

2018-19 BAYLOR BASKETBALL GAME NOTES

GAME 13 – TCU 85, BAYLOR 81

GAME 14 – BAYLOR 73, #20 IOWA STATE 70



Official Basketball Box Score -- Game Totals -- Final Statistics
Baylor vs TCU
01/05/19 3:05 PM at Schollmaier Arena (Fort Worth, Texas)



Baylor 81 • 8-5, 0-1

#	Player	Total		3-Ptr		Rebounds			PF	TP	A	TO	Blk	Stl	Min
		FG-FGA	FT-FTA	FG-FGA	FT-FTA	Off	Def	Tot							
25	Clark, Tristan	7-13	0-1	4-6	2	4	6	2	18	4	3	1	1	35	
03	McClure, King	3-8	0-2	1-1	1	3	4	2	7	2	0	0	0	32	
04	Kegler, Mario	4-7	0-1	1-2	1	4	5	4	9	1	3	0	1	29	
10	Mason, Makai	4-12	2-7	5-6	0	3	3	3	15	3	3	0	1	33	
11	Vital, Mark	4-5	0-0	3-5	3	1	4	4	11	4	1	0	2	33	
00	Thamba, Flo	0-0	0-0	0-0	0	0	0	1	0	0	1	0	0	1	
02	Bando, Devonte	0-1	0-1	0-0	0	0	0	1	0	0	0	0	0	4	
12	Butler, Jared	2-4	0-1	0-0	1	2	3	5	4	4	0	0	0	19	
24	Mayer, Matthew	5-9	2-3	5-7	0	2	2	0	17	1	0	0	1	14	
Team					3	3	6	1							
Totals		29-59	4-16	19-27	11	22	33	23	81	19	11	1	6	200	
FG % 1st Half: 11-27		40.7%	2nd half: 18-32	56.3%	Game: 29-59		49.2%	Deadball Rebounds							
3FG % 1st Half: 2-9		22.2%	2nd half: 2-7	28.6%	Game: 4-16		25.0%	5							
FT % 1st Half: 4-7		57.1%	2nd half: 15-20	75.0%	Game: 19-27		70.4%								

TCU 85 • 12-1, 1-0

#	Player	Total		3-Ptr		Rebounds			PF	TP	A	TO	Blk	Stl	Min
		FG-FGA	FT-FTA	FG-FGA	FT-FTA	Off	Def	Tot							
15	MILLER, JD	4-7	0-0	5-9	3	7	10	1	13	4	1	0	1	33	
21	SAMUEL, Kevin	3-6	0-0	1-4	3	4	7	3	7	0	1	2	1	31	
01	BANE, Desmond	8-11	3-4	3-3	1	4	5	5	22	3	1	0	1	28	
22	NEMBARD, RJ	3-5	2-3	2-0	2	2	3	10	3	0	1	0	33		
25	ROBINSON, Alex	6-14	0-3	6-10	0	0	0	4	18	10	4	0	2	36	
05	DAVIS, Kendrick	2-3	0-1	2-4	0	1	1	2	6	1	2	0	1	15	
11	MAYEN, Lat	0-0	0-0	0-0	0	1	1	0	0	0	1	0	0	4	
12	NOI, Kouat	4-7	1-3	0-0	0	1	1	2	9	1	0	0	0	20	
Team					1	1	2								
Totals		30-53	6-14	19-34	8	21	29	20	85	22	10	3	6	200	
FG % 1st Half: 13-27		48.1%	2nd half: 17-26	65.4%	Game: 30-53		56.6%	Deadball Rebounds							
3FG % 1st Half: 3-7		42.9%	2nd half: 3-7	42.9%	Game: 6-14		42.9%	9							
FT % 1st Half: 11-14		78.6%	2nd half: 8-20	40.0%	Game: 19-34		55.9%								

Officials: Kelly Self, Darron George, Lee Cassell
Technical fouls: Baylor-TEAM, TCU-None.
Attendance: 6396

Score by periods	1st	2nd	Total
Baylor	28	53	81
TCU	40	45	85

Last FG - BU 2nd-00:18, TCU 2nd-02:56.
Largest lead - BU by 2 1st-18:04, TCU by 19 2nd-16:37.
BU led for 00:21, TCU led for 37:43. Game was tied for 01:56.

Points	In	Off	2nd	Fast	Bench
BU	44	8	11	12	21
TCU	38	15	6	10	15

Score tied - 0 times.
Lead changed - 1 time.



Official Basketball Box Score -- Game Totals -- Final Statistics
Iowa State vs Baylor
01/08/19 6:00 pm CT at Ferrell Center (Waco, Texas)



Iowa State 70 • 12-3, 2-1 #20/21

#	Player	Total		3-Ptr		Rebounds			PF	TP	A	TO	Blk	Stl	Min
		FG-FGA	FT-FTA	FG-FGA	FT-FTA	Off	Def	Tot							
12	Jacobson, Michael	4-8	0-1	3-4	1	2	3	2	11	1	0	0	0	22	
01	Weiler-Babb, Nick	4-12	1-3	0-0	2	4	6	4	9	3	2	0	1	37	
03	Shayok, Marial	9-15	1-2	0-0	1	3	4	2	19	3	4	0	1	38	
11	Horton-Tucker, Talen	3-5	2-4	0-0	0	5	5	2	8	2	1	1	0	30	
22	Halliburton, Tyrese	3-5	1-3	0-0	0	3	3	2	7	2	1	1	2	30	
02	Lard, Cameron	1-1	0-0	1-1	0	1	1	0	3	0	1	0	0	7	
05	Wigginton, Lindell	3-8	2-5	3-3	0	3	3	2	11	2	1	0	1	24	
23	Talley Jr., Zoran	0-0	0-0	0-0	0	0	0	0	0	1	0	0	0	1	
33	Young, Solomon	1-2	0-0	0-0	0	1	1	3	2	0	0	0	1	11	
Team					0	0	0								
Totals		28-56	7-18	7-8	4	22	26	17	70	14	10	2	6	200	
FG % 1st Half: 11-25		44.0%	2nd half: 17-31	54.8%	Game: 28-56		50.0%	Deadball Rebounds							
3FG % 1st Half: 3-6		50.0%	2nd half: 4-12	33.3%	Game: 7-18		38.9%	1,1							
FT % 1st Half: 5-6		83.3%	2nd half: 2-2	100.0%	Game: 7-8		87.5%								

Baylor 73 • 9-5, 1-1

#	Player	Total		3-Ptr		Rebounds			PF	TP	A	TO	Blk	Stl	Min
		FG-FGA	FT-FTA	FG-FGA	FT-FTA	Off	Def	Tot							
25	Clark, Tristan	6-10	0-0	4-6	0	4	3	16	3	0	0	0	2	34	
03	McClure, King	2-7	1-4	1-1	3	4	6	4	6	1	0	0	0	33	
04	Kegler, Mario	3-10	0-2	1-1	3	7	10	1	7	2	2	1	1	32	
10	Mason, Makai	8-15	4-9	5-6	0	3	3	2	25	3	2	0	0	38	
11	Vital, Mark	1-3	0-1	2-2	2	0	2	2	4	0	1	0	1	16	
00	Thamba, Flo	0-1	0-0	0-0	0	1	1	1	0	0	0	2	0	6	
02	Bando, Devonte	4-5	3-4	2-2	0	0	0	0	13	1	1	0	0	11	
12	Butler, Jared	0-2	0-1	2-2	0	2	2	1	2	2	3	0	1	22	
24	Mayer, Matthew	0-2	0-2	0-0	0	0	0	0	0	0	1	0	1	8	
Team					2	3	5								
Totals		24-55	8-23	17-20	10	23	33	14	73	12	10	3	6	200	
FG % 1st Half: 15-29		51.7%	2nd half: 9-26	34.6%	Game: 24-55		43.6%	Deadball Rebounds							
3FG % 1st Half: 5-14		35.7%	2nd half: 3-9	33.3%	Game: 8-23		34.8%	1,1							
FT % 1st Half: 3-3		100.0%	2nd half: 14-17	82.4%	Game: 17-20		85.0%								

Officials: Gary Maxwell, Roger Ayers, Marques Pettigrew
Technical fouls: Iowa State-None, Baylor-None.
Attendance: 5930

Score by periods	1st	2nd	Total
Iowa State	30	40	70
Baylor	38	35	73

Last FG - ISU 2nd-01:48, BU 2nd-01:48.
Largest lead - ISU by 7 1st-07:11, BU by 8 1st-00:01.
ISU led for 12:31, BU led for 22:47. Game was tied for 04:42.

Points	In	Off	2nd	Fast	Bench
ISU	32	9	5	6	16
BU	24	7	13	4	15

Score tied - 6 times.
Lead changed - 10 times.

GAME 15 – #7 KANSAS 73, BAYLOR 68



Official Basketball Box Score -- Game Totals -- Final Statistics
Kansas vs Baylor
01/12/19 3:00 pm CT at Ferrell Center (Waco, Texas)



Kansas 73 • 14-2, 3-1 #7/9

#	Player	Total		3-Ptr		Rebounds			PF	TP	A	TO	Blk	Stl	Min
		FG-FGA	FT-FTA	FG-FGA	FT-FTA	Off	Def	Tot							
01	Dedric Lawson	7-12	0-0	3-6	1	2	3	2	17	1	4	5	5	32	
00	Marcus Garrett	1-2	0-0	2-4	1	2	3	4	4	4	2	1	0	25	
05	Quentin Grimes	2-7	1-4	2-2	0	6	6	1	7	1	1	2	0	27	
11	Devon Dotson	3-4	1-1	7-10	0	5	5	5	14	5	3	1	0	33	
24	Lagerald Vick	6-10	6-8	0-0	0	3	3	1	18	2	4	1	0	36	
02	Charlie Moore	0-2	0-1	0-0	0	0	0	0	0	0	0	0	0	6	
13	K.J. Lawson	1-2	0-0	1-2	1	0	1	1	3	0	0	0	0	11	
30	Ochai Agbaji	4-5	1-2	1-2	1	2	3	2	10	0	0	0	1	21	
33	David McCormack	0-0	0-0	0-0	0	0	0	1	0	0	0	0	0	6	
44	Mitch Lightfoot	0-0	0-0	0-0	0	2	2	2	0	0	0	1	0	3	
Team					0	4	4								
Totals		24-44	9-16	16-27	4	26	30	19	73	13	14	11	6	200	
FG % 1st Half: 13-26		50.0%	2nd half: 11-18	61.1%	Game: 24-44		54.5%	Deadball Rebounds							
3FG % 1st Half: 5-10		50.0%	2nd half: 4-6	66.7%	Game: 9-16		56.3%	4,1							
FT % 1st Half: 4-6		66.7%	2nd half: 12-21	57.1%	Game: 16-27		59.3%								

Baylor 68 • 9-6, 1-2

#	Player	Total		3-Ptr		Rebounds			PF	TP	A	TO	Blk	Stl	Min
		FG-FGA	FT-FTA	FG-FGA	FT-FTA	Off	Def	Tot							
03	McClure, King	1-8	0-3	2-2	3	7	10	2	4	2	0	0	2	28	
04	Kegler, Mario	2-8	1-4	0-1	2	4	6	3	5	3	2	1	2	31	
10	Mason, Makai	3-12	2-8	3-4	0	1	1	4	11	2					

GAME 17 – BAYLOR 73, #8 TEXAS TECH 62

GAME 18 – BAYLOR 85, WEST VIRGINIA 73



Official Basketball Box Score -- Game Totals -- Final Statistics
Texas Tech vs Baylor
01/19/19 5:00 pm CT at Waco, Texas (Ferrell Center)



Texas Tech 62 • 15-3, 4-2 #8/9

#	Player	Total		3-Ptr		Rebounds			PF	TP	A	TO	Blk	Stl	Min	
		FG-FGA	FG-FGA	FT-FTA	Off	Def	Total									
11	Owens,Tariq	f	2-4	0-0	4-4	4	2	6	5	8	1	1	1	0	30	
32	Odiase,Norse	c	0-1	0-0	0	0	2	2	0	0	0	1	2	0	15	
13	Mooney,Matt	g	1-6	0-3	0-1	0	1	1	3	2	1	3	0	1	28	
23	Culver,Jarrett	g	9-16	1-4	0-0	1	8	9	2	19	5	7	0	3	37	
25	Moretti,David	g	3-4	1-2	0-7	0	3	3	1	13	2	2	0	3	37	
00	Edwards,Kyler	g	1-5	0-2	2-2	0	2	2	1	4	2	1	0	1	21	
01	Francis,Brandon	g	4-8	3-4	3-5	1	1	2	4	14	0	1	0	0	23	
03	Corprew,Deshawn	g	1-1	0-0	0-0	1	0	1	2	2	1	1	0	0	8	
10	Ondigo,Malik	g	0-0	0-0	0-0	0	0	0	0	0	0	0	0	0	1	
	Team					1	2	3								
Totals			21-45	5-15	15-19	8	21	29	18	62	12	17	3	8	200	
FG % 1st Half:		9-21	42.9%	2nd half:	12-34	50.0%	Game:		21-45	46.7%						Deadball
3FG % 1st Half:		3-7	42.9%	2nd half:	2-8	25.0%	Game:		5-15	33.3%						Rebounds
FT % 1st Half:		10-12	83.3%	2nd half:	5-7	71.4%	Game:		15-19	78.9%						1

Baylor 73 • 11-6, 3-2

#	Player	Total		3-Ptr		Rebounds			PF	TP	A	TO	Blk	Stl	Min	
		FG-FGA	FG-FGA	FT-FTA	Off	Def	Total									
11	Vital, Mark	f	3-5	0-0	0-1	5	3	8	0	6	5	5	0	0	23	
25	Kegler, Mario	f	4-8	1-3	0-0	1	4	5	3	9	0	1	0	0	21	
03	McClure, King	g	3-9	2-5	0-0	1	5	6	2	8	4	2	0	4	37	
10	Mason, Makai	g	4-10	4-7	4-4	0	0	0	4	16	2	1	0	0	32	
20	Butler, Jared	g	7-15	2-8	3-3	1	0	1	2	19	5	1	0	3	29	
00	Thamba, Flo	g	0-0	0-0	1-2	0	2	2	2	1	0	2	0	1	16	
21	Mayer, Matthew	g	0-2	0-2	0-0	0	1	1	1	0	0	0	0	1	3	
22	Bando, Devonte	g	2-7	2-4	2-2	0	1	1	0	8	0	0	1	0	19	
31	Gillespie, Freddie	g	1-2	0-0	4-4	2	3	5	3	6	0	1	0	1	20	
	Team					2	0	2								
Totals			24-58	11-29	14-16	12	19	31	17	73	16	13	1	10	200	
FG % 1st Half:		13-34	38.2%	2nd half:	11-24	45.8%	Game:		24-58	41.4%						Deadball
3FG % 1st Half:		7-18	38.9%	2nd half:	4-11	36.4%	Game:		11-29	37.9%						Rebounds
FT % 1st Half:		0-0	0.0%	2nd half:	14-16	87.5%	Game:		14-16	87.5%						3

Officials: Larry Spaulding, Michael Greenstein, Chance Moore

Technical fouls: Texas Tech-None. Baylor-None.

Attendance: 9018

Fouled Out: TTU #11 Owens 1:12

Score by periods	1st	2nd	Total
Texas Tech	31	31	62
Baylor	33	40	73

	In	Off	2nd	Fast	Bench
Points	Paint	T/O	Chance	Break	
TTU	24	18	2	4	20
BU	26	13	11	6	15

Last FG - TTU 2nd-01:20. BU 2nd-03:23.

Largest lead - TTU by 13 1st-10:29. BU by 13 2nd-08:13.

TTU led for 15:54. BU led for 22:19. Game was tied for 01:16.

Score tied - 2 times.

Lead changed - 1 time.



Official Basketball Box Score -- Game Totals -- Final Statistics
Baylor vs West Virginia
01/21/19 9:00 pm ET at WVU Coliseum, Morgantown, W.Va.



Baylor 85 • 12-6, 4-2 B12

#	Player	Total		3-Ptr		Rebounds			PF	TP	A	TO	Blk	Stl	Min	
		FG-FGA	FG-FGA	FT-FTA	Off	Def	Total									
04	Kegler, Mario	f	6-9	1-4	5-5	1	6	7	3	18	1	2	0	1	27	
11	Vital, Mark	f	0-1	0-0	2-2	2	2	4	4	2	3	1	0	2	15	
03	McClure, King	g	4-10	0-3	0-2	2	6	8	4	8	0	5	0	1	31	
10	Mason, Makai	g	10-16	2-8	7-9	0	4	4	1	29	4	5	0	1	38	
12	Butler, Jared	g	2-6	2-4	2-4	1	3	4	4	8	2	3	0	0	22	
00	Thamba, Flo	g	2-2	0-0	1-4	3	3	6	3	5	2	1	0	0	16	
01	Allen, Darius	g	0-0	0-0	0-0	0	0	0	0	0	0	0	0	1	2	
02	Bando, Devonte	g	4-9	3-6	2-2	0	1	1	2	13	4	1	0	1	28	
24	Mayer, Matthew	g	0-3	0-2	0-2	0	1	2	1	0	1	0	0	0	13	
33	Gillespie, Freddie	g	1-2	0-0	0-0	3	1	4	4	2	0	0	0	0	8	
	Team					3	2	5								
Totals			29-58	8-27	19-31	16	29	45	26	85	17	18	0	7	200	
FG % 1st Half:		18-35	51.4%	2nd half:	11-23	47.8%	Game:		29-58	50.0%						Deadball
3FG % 1st Half:		6-16	37.5%	2nd half:	2-11	18.2%	Game:		8-27	29.6%						Rebounds
FT % 1st Half:		4-14	28.6%	2nd half:	15-17	88.2%	Game:		19-31	61.3%						5

West Virginia 73 • 9-10, 1-6 B12

#	Player	Total		3-Ptr		Rebounds			PF	TP	A	TO	Blk	Stl	Min	
		FG-FGA	FG-FGA	FT-FTA	Off	Def	Total									
15	West, Lamont	f	1-3	0-1	2-4	1	1	2	1	4	0	1	0	2	17	
23	Ahmad, Esa	f	3-6	0-1	3-4	3	4	7	3	9	3	4	1	1	31	
12	Gordon, Andrew	c	1-3	0-0	0-1	2	1	3	0	2	0	2	2	0	11	
10	Haley, Jermaine	g	2-5	0-1	0-2	2	2	4	4	4	2	2	0	0	21	
14	Harler, Chase	g	1-2	0-1	0-0	0	0	0	0	2	2	0	0	0	5	
00	Doomes, Trey	g	1-3	0-0	0-1	0	0	0	0	2	0	0	0	2	5	
01	Culver, Derek	g	1-8	0-0	1-4	1	7	8	4	3	0	1	0	0	24	
02	Knapper, Brandon	g	6-12	1-4	2-2	0	0	0	2	15	2	2	0	3	16	
03	Bolden, James	g	5-11	2-4	10-10	1	1	2	5	22	3	1	0	1	26	
05	McCabe, Jordan	g	0-0	0-0	0-0	0	0	0	0	1	0	1	0	0	5	
11	Mathews Jr., Emmitt	g	0-2	0-1	0-0	0	0	0	0	0	0	0	1	0	10	
21	Harris, Wesley	g	2-6	1-4	2-4	2	2	4	4	7	0	0	0	2	26	
31	Routt, Loqan	g	1-1	0-0	1-2	2	0	2	0	3	0	0	0	0	3	
	Team					2	1	3								
Totals			24-62	4-17	21-34	16	19	35	26	73	11	13	4	11	200	
FG % 1st Half:		8-24	33.3%	2nd half:	16-38	42.1%	Game:		24-62	38.7%						Deadball
3FG % 1st Half:		1-6	16.7%	2nd half:	3-11	27.3%	Game:		4-17	23.5%						Rebounds
FT % 1st Half:		14-22	63.6%	2nd half:	7-12	58.3%	Game:		21-34	61.8%						6.1

Officials: Gerry Polard, Ron Groover, Tom Eades

Technical fouls: Baylor-Kegler, Mario. West Virginia-None.

Attendance: 9936

Fouled Out: WVU (Bolden 2:44, 2nd half)

Score by periods	1st	2nd	Total
Baylor	46	39	85
West Virginia	31	42	73

	In	Off	2nd	Fast	Bench
Points	Paint	T/O	Chance	Break	
BU	32	16	20	9	29
WVU	34	13	12	10	22

Last FG - BU 2nd-01:18. WVU 2nd-00:38.

Largest lead - BU by 21 2nd-15:54. WVU by 1 1st-19:47.

BU led for 39:38. WVU led for 00:09. Game was tied for 00:13.

Score tied - 0 times.

Lead changed - 1 time.

GAME 19 – BAYLOR 73, ALABAMA 68



Official Basketball Box Score -- Game Totals -- Final Statistics
Alabama vs Baylor
01/26/19 11:00 am CT at Ferrell Center (Waco, Texas)



Alabama 68 • 12-7, 3-3 SEC

#	Player	Total		3-Ptr		Rebounds			PF	TP	A	TO	Blk	Stl	Min
		FG-FGA	FG-FGA	FT-FTA	Off	Def	Total								
00	Hall, Donta	f	5-10	0-0	1-1	3	4	7	1	11	0	1	3	0	29
02	Lewis Jr., Kira	g	6-12	1-4	2-2	1	4	5	3	15	6	3	1	2	31
10	Jones, Herbert	g	0-2	0-0	0-0	0	3	3	5	0	3	1	0	0	15
12	Ingram, Dazon	g	2-2	0-0	1-2	0	3	3	1	5	2	2	0	1	26
34	Mack, Tevin	g	7-13	0-2	1-2	1	1	2	2	15	1	1	1	0	26
01	Norris, Riley	g	6-6	4-4	0-0	2									

CAREER VS. TCU



Individual Career History vs TCU



BIG 12 CONFERENCE

Bandoo, Devonte

Season	gp-gs	min/avg	Total		3-Point		F-Throws		Rebounds				pf	fo	ast	to	blk	stl	Scoring	
			fg-fga	pct	fg-fga	pct	ft-fta	pct	off	def	tot	avg							pts	avg
2018-19	1-0	4/4.0	0-1	.000	0-1	.000	0-0	.000	0	0	0	0.0	1	0	0	0	0	0	0	0.0
TOTAL	1-0	4/4.0	0-1	.000	0-1	.000	0-0	.000	0	0	0	0.0	1	0	0	0	0	0	0	0.0

Butler, Jared

Season	gp-gs	min/avg	Total		3-Point		F-Throws		Rebounds				pf	fo	ast	to	blk	stl	Scoring	
			fg-fga	pct	fg-fga	pct	ft-fta	pct	off	def	tot	avg							pts	avg
2018-19	1-0	19/19.0	2-4	.500	0-1	.000	0-0	.000	1	2	3	3.0	5	1	4	0	0	0	4	4.0
TOTAL	1-0	19/19.0	2-4	.500	0-1	.000	0-0	.000	1	2	3	3.0	5	1	4	0	0	0	4	4.0

Kegler, Mario

Season	gp-gs	min/avg	Total		3-Point		F-Throws		Rebounds				pf	fo	ast	to	blk	stl	Scoring	
			fg-fga	pct	fg-fga	pct	ft-fta	pct	off	def	tot	avg							pts	avg
2018-19	1-1	29/29.0	4-7	.571	0-1	.000	1-2	.500	1	4	5	5.0	4	0	1	3	0	1	9	9.0
TOTAL	1-1	29/29.0	4-7	.571	0-1	.000	1-2	.500	1	4	5	5.0	4	0	1	3	0	1	9	9.0

Mason, Makai

Season	gp-gs	min/avg	Total		3-Point		F-Throws		Rebounds				pf	fo	ast	to	blk	stl	Scoring	
			fg-fga	pct	fg-fga	pct	ft-fta	pct	off	def	tot	avg							pts	avg
2018-19	1-1	33/33.0	4-12	.333	2-7	.286	5-6	.833	0	3	3	3.0	3	0	3	3	0	1	15	15.0
TOTAL	1-1	33/33.0	4-12	.333	2-7	.286	5-6	.833	0	3	3	3.0	3	0	3	3	0	1	15	15.0

Mayer, Matthew

Season	gp-gs	min/avg	Total		3-Point		F-Throws		Rebounds				pf	fo	ast	to	blk	stl	Scoring	
			fg-fga	pct	fg-fga	pct	ft-fta	pct	off	def	tot	avg							pts	avg
2018-19	1-0	14/14.0	5-9	.556	2-3	.667	5-7	.714	0	2	2	2.0	0	0	1	0	0	1	17	17.0
TOTAL	1-0	14/14.0	5-9	.556	2-3	.667	5-7	.714	0	2	2	2.0	0	0	1	0	0	1	17	17.0

McClure, King

Season	gp-gs	min/avg	Total		3-Point		F-Throws		Rebounds				pf	fo	ast	to	blk	stl	Scoring	
			fg-fga	pct	fg-fga	pct	ft-fta	pct	off	def	tot	avg							pts	avg
2015-16	2-0	40/20.0	5-11	.455	4-7	.571	2-2	1.000	2	5	7	3.5	3	0	1	0	1	3	16	8.0
2016-17	1-1	25/25.0	5-6	.833	3-4	.750	0-0	.000	0	0	0	0.0	0	0	1	0	0	0	13	13.0
2017-18	2-1	52/26.0	2-14	.143	1-6	.167	4-4	1.000	2	2	4	2.0	4	0	3	0	0	2	9	4.5
2018-19	1-1	32/32.0	3-8	.375	0-2	.000	1-1	1.000	1	3	4	4.0	2	0	2	0	0	0	7	7.0
TOTAL	6-3	149/24.8	15-39	.385	8-19	.421	7-7	1.000	5	10	15	2.5	9	0	7	0	1	5	45	7.5

Thamba, Flo

Season	gp-gs	min/avg	Total		3-Point		F-Throws		Rebounds				pf	fo	ast	to	blk	stl	Scoring	
			fg-fga	pct	fg-fga	pct	ft-fta	pct	off	def	tot	avg							pts	avg
2018-19	1-0	1/1.0	0-0	.000	0-0	.000	0-0	.000	0	0	0	0.0	1	0	0	1	0	0	0	0.0
TOTAL	1-0	1/1.0	0-0	.000	0-0	.000	0-0	.000	0	0	0	0.0	1	0	0	1	0	0	0	0.0

Vital, Mark

Season	gp-gs	min/avg	Total		3-Point		F-Throws		Rebounds				pf	fo	ast	to	blk	stl	Scoring	
			fg-fga	pct	fg-fga	pct	ft-fta	pct	off	def	tot	avg							pts	avg
2017-18	2-1	50/25.0	7-16	.438	0-0	.000	4-7	.571	6	2	8	4.0	6	0	5	2	0	1	18	9.0
2018-19	1-1	33/33.0	4-5	.800	0-0	.000	3-5	.600	3	1	4	4.0	4	0	4	1	0	2	11	11.0
TOTAL	3-2	83/27.7	11-21	.524	0-0	.000	7-12	.583	9	3	12	4.0	10	0	9	3	0	3	29	9.7

LAST SEASON VS. TCU



2017-18 Baylor Basketball
Baylor Combined Team Statistics (as of Jan 05, 2019)
2017-18 vs. TCU



BIG 12 CONFERENCE

RECORD:	OVERALL	HOME	AWAY	NEUTRAL
ALL GAMES	0-2	0-1	0-1	0-0
CONFERENCE	0-2	0-1	0-1	0-0
NON-CONFERENCE	0-0	0-0	0-0	0-0

#	Player	gp-gs	min	avg	Total		3-Point		F-Throw		Rebounds				pf	dq	a	to	blk	stl	pts	avg
					fg-fga	fg%	3fg-fga	3fg%	ft-fa	ft%	off	def	tot	avg								
00	Lual-Acuil Jr.,Jo	2-2	72	36.0	21-34	.618	0-1	.000	8-12	.667	8	6	14	7.0	8	0	2	5	4	3	50	25.0
31	Maston,Terry	2-0	51	25.5	14-25	.560	0-1	.000	0-0	.000	7	6	13	6.5	7	0	4	6	0	1	28	14.0
11	Vital,Mark	2-1	50	25.0	7-16	.438	0-0	.000	4-7	.571	6	2	8	4.0	6	0	5	2	0	1	18	9.0
25	Clark,Tristan	2-2	37	18.5	7-13	.538	0-0	.000	4-4	1.000	2	4	6	3.0	3	0	4	0	1	1	18	9.0
20	Lecomte,Manu	2-2	73	36.5	2-21	.095	2-8	.250	7-8	.875	1	5	6	3.0	3	0	6	4	0	4	13	6.5
03	Lindsey,Jake	2-1	47	23.5	3-5	.600	0-2	.000	3-3	1.000	1	5	6	3.0	9	1	4	1	2	1	9	4.5
22	McClure,King	2-1	52	26.0	2-14	.143	1-6	.167	4-4	1.000	2	2	4	2.0	4	0	3	0	0	2	9	4.5
21	Omot,Nuni	2-1	40	20.0	1-5	.200	0-2	.000	3-4	.750	2	5	7	3.5	2	0	1	3	0	1	5	2.5
10	Jolly,Tyson	1-0	3	3.0	0-1	.000	0-0	.000	0-0	.000	1	0	1	1.0	0	0	0	0	0	0	0	0.0
Team											5	4	9				1					
Total.....		2	425		57-134	.425	3-20	.150	33-42	.786	35	39	74	37.0	42	1	29	22	7	14	150	75.0
Opponents.....		2	425		55-107	.514	15-39	.385	38-53	.717	21	47	68	34.0	36	1	36	23	6	10	163	81.5

TCU 81, BAYLOR 78 OT (WACO)



Official Basketball Box Score -- Game Totals -- Final Statistics
TCU vs Baylor
01/02/18 6 p.m. at Ferrell Center (Waco, Texas)



TCU 81 • 13-1 (1-1)#16/15

#	Player	Total	3-Ptr		Rebounds			PF	TP	A	TO	Blk	Stl	Min
			FG-FGA	FG-FGA	FT-FTA	Off	Def							
10	Brodziansky, Vlad	f 6-12	2-3	4-4	1	4	5	3	18	2	4	1	2	33
15	Miller, Jd	f 5-11	0-1	3-4	5	3	8	4	13	0	2	2	0	22
00	Fisher, Jaylen	g 5-7	2-2	3-4	0	1	1	3	15	4	2	0	1	34
01	Bane, Desmond	g 4-9	2-6	0-0	0	2	2	1	10	6	1	0	3	42
34	Williams, Kenrich	g 2-6	1-4	7-12	1	6	7	2	12	3	1	0	3	42
02	Olden, Shawn	g 0-0	0-0	0-0	0	0	0	0	0	1	0	0	0	2
12	Noi, Kouat	g 4-6	1-3	0-1	0	3	3	1	9	1	1	0	0	23
23	Hamdy, Ahmed	g 2-4	0-0	0-0	0	4	4	5	4	0	0	0	0	12
25	Robinson, Alex	g 0-2	0-1	0-0	0	0	0	2	0	1	0	0	0	15
Team					1	3	4							
Totals		28-57	8-20	17-25	8	26	34	21	81	18	11	3	9	225
FG % 1st Half: 13-26 50.0%		2nd half: 10-23 43.5%		OT: 5-8 62.5%		Game: 28-57 49.1%		Deadball Rebounds						
3FG % 1st Half: 4-9 44.4%		2nd half: 3-10 30.0%		OT: 1-1 100.0%		Game: 8-20 40.0%								
FT % 1st Half: 6-10 60.0%		2nd half: 5-9 55.6%		OT: 6-6 100.0%		Game: 17-25 68.0%								3,1

Baylor 78 • 10-4 (0-2) RV/RV

#	Player	Total	3-Ptr		Rebounds			PF	TP	A	TO	Blk	Stl	Min
			FG-FGA	FG-FGA	FT-FTA	Off	Def							
00	Lual-Acuil Jr.,Jo	f 12-20	0-0	4-8	7	4	11	4	28	1	5	2	1	42
21	Omot,Nuni	f 1-4	0-1	3-4	2	4	6	1	5	1	0	0	0	29
25	Clark,Tristan	f 2-3	0-0	0-0	0	1	1	2	4	0	0	0	1	14
20	Lecomte,Manu	g 1-11	1-5	5-6	0	5	5	1	8	4	3	0	2	40-
22	McClure,King	g 0-6	0-3	0-0	0	1	1	2	0	2	0	0	0	22
03	Lindsey,Jake	g 2-4	0-2	3-3	1	5	6	4	7	2	0	2	1	28
10	Jolly,Tyson	g 0-1	0-0	0-0	1	0	1	0	0	0	0	0	0	3
11	Vital,Mark	g 2-6	0-0	2-3	1	2	3	2	6	2	2	0	0	19
31	Maston,Terry	g 10-15	0-1	0-0	5	4	9	4	20	3	4	0	1	28
Team					2	0	2							
Totals		30-70	1-12	17-24	19	26	45	20	78	15	14	4	6	225
FG % 1st Half: 12-27 44.4%		2nd half: 13-32 40.6%		OT: 5-11 45.5%		Game: 30-70 42.9%		Deadball Rebounds						
3FG % 1st Half: 0-6 0.0%		2nd half: 1-5 20.0%		OT: 0-1 0.0%		Game: 1-12 8.3%								
FT % 1st Half: 4-6 66.7%		2nd half: 9-14 64.3%		OT: 4-4 100.0%		Game: 17-24 70.8%								1

Officials: R- Tom Eades, U1- James Luckie, U2- Chris Rastatter
Technical fouls: TCU-TEAM. Baylor-None.
Attendance: 5776
Fouled Out: TCU: #23 Hamdy 11:03

Score by periods	1st	2nd	OT	Total
TCU	36	28	17	81
Baylor	28	36	14	78

	In	Off	2nd	Fast	Break	Bench
Points	38	15	9	2	13	
TCU	52	12	24	2	33	

Last FG - TCU OT-00:12, BU OT-00:01.
Largest lead - TCU by 12, 2nd-18:38, BU by 4, 2nd-03:53.
TCU led for 29:13. BU led for 08:16. Game was tied for 07:15.

Score tied - 14 times.
Lead changed - 10 times.

TCU 82, BAYLOR 72 (FORT WORTH)



Official Basketball Box Score -- Game Totals -- Final Statistics
Baylor vs TCU
02/24/18 11:01 AM at Fort Worth, Texas (Schollmaier Arena)



Baylor 72 • 17-12 (7-9)

#	Player	Total	3-Ptr		Rebounds			PF	TP	A	TO	Blk	Stl	Min
			FG-FGA	FG-FGA	FT-FTA	Off	Def							
00	Lual-Acuil Jr.,Jo	f 9-14	0-1	4-4	1	2	3	4	22	1	0	2	2	30
25	Clark,Tristan	f 5-10	0-0	4-4	2	3	5	1	14	4	0	1	0	23
03	Lindsey,Jake	g 1-1	0-0	0-0	0	0	0	5	2	2	1	0	0	19
11	Vital,Mark	g 5-10	0-0	2-4	5	0	5	4	12	3	0	0	1	31
20	Lecomte,Manu	g 1-10	1-3	2-2	1	0	1	2	5	2	1	0	2	33
21	Omot,Nuni	g 0-1	0-1	0-0	0	1	1	0	0	0	3	0	1	11
22	McClure,King	g 2-8	1-3	4-4	2	1	3	2	9	1	0	0	2	30
31	Maston,Terry	g 4-10	0-0	0-0	2	2	4	3	8	1	2	0	0	23
Team					3	4	7							
Totals		27-64	2-8	16-18	16	13	29	22	72	14	8	3	8	200
FG % 1st Half: 13-30 43.3%		2nd half: 14-34 41.2%		Game: 27-64 42.2%		Deadball Rebounds								
3FG % 1st Half: 0-2 0.0%		2nd half: 2-6 33.3%		Game: 2-8 25.0%										
FT % 1st Half: 2-2 100.0%		2nd half: 14-16 87.5%		Game: 16-18 88.9%										

TCU 82 • 20-9 (8-8)

#	Player	Total	3-Ptr		Rebounds			PF	TP	A	TO	Blk	Stl	Min
			FG-FGA	FG-FGA	FT-FTA	Off	Def							
10	Brodziansky, Vlad	f 4-6	0-0	6-8	2	1	3	0	14	1	4	0	0	27
12	Noi, Kouat	f 4-11	3-7	0-0	3	2	5	2	11	2	1	0	0	32
01	Bane, Desmond	g 4-7	0-2	8-10	2	6	8	1	16	4	1	1	1	35
25	Robinson, Alex	g 8-10	2-4	4-7	0	4	4	3	22	6	3	0	0	34
34	Williams, Kenrich	g 2-4	0-1	0-0	3	4	7	4	4	3	0	2	0	30
02	Olden, Shawn	g 2-3	2-3	0-0	0	0	0	1	6	1	1	0	0	21
15	Miller, Jd	g 1-3	0-2	2-2	0	1	1	4	1	1	0	0	0	8
23	Hamdy, Ahmed	g 2-6	0-0	1-1	1	2	3	3	5	0	1	0	0	13
Team					2	1	3							
Totals		27-50	7-19	21-28	13	21	34	15	82	18	12	3	1	200
FG % 1st Half: 11-27 40.7%		2nd half: 16-23 69.6%		Game: 27-50 54.0%		Deadball Rebounds								
3FG % 1st Half: 4-15 26.7%		2nd half: 3-4 75.0%		Game: 7-19 36.8%										
FT % 1st Half: 7-9 77.8%		2nd half: 14-19 73.7%		Game: 21-28 75.0%										

Officials: Doug Simons, Antinio Petty, Marques Pettigrew
Technical fouls: Baylor-None. TCU-None.
Attendance: 6451

Score by periods	1st	2nd	Total
Baylor	28	44	72
TCU	33	49	82

THE LAST TIME ...

THE LAST TIME A BAYLOR TEAM...

Scored 110 Points.....	118 vs. Savannah State (12/17/17)
Scored 100 Points.....	118 vs. Savannah State (12/17/17)
Scored 90 Points.....	91 vs. Prairie View A&M (11/12/18)
Scored Fewer than 50 Points.....	44 at Kansas (11/14/13)
Won by 40 Points.....	40 vs. New Orleans (12/29/18)
Won by 30 Points.....	30 at Oklahoma (1/28/19)
Shot 65 pct from floor.....	66.1 (41-62) vs. Texas Southern (12/14/17)
Shot 60 pct from floor.....	60.8 (31-51) vs. PVAMU (11/12/18)
Shot less than 30 pct from floor.....	29.8 (17-57) at TCU (1/10/15)
Shot 65 pct from 3FG.....	70.6 (12-17) vs. Central Arkansas (11/10/17)
Shot 60 pct from 3FG.....	60.0 (15-25) at Oklahoma State (1/14/19)
Shot less than 15 pct from 3FG.....	111 (2-18) vs. Ole Miss (11/23/18)
Shot less than 10 pct from 3FG.....	.083 (1-12) vs. TCU (12/18)
Made 15 3-point field goals.....	15 at Oklahoma State (1/14/19)
Failed to make a 3FG.....	0-8 at Texas Tech (2/21/90)
Shot 95 pct from FT line.....	100.0 (9-9) at Oklahoma State (2/6/18)
Shot 90 pct from FT line.....	100.0 (9-9) at Oklahoma State (2/6/18)
Shot less than 40 pct from FT line.....	27.3 (3-11) vs. Texas Southern (1/16/18)
Had 60 Rebounds.....	60 vs. Huston-Tillotson (1/21/15)
Had 55 Rebounds.....	58 vs. Savannah State (12/17/17)
Had 50 Rebounds.....	51 at Arizona (12/15/18)
Had 20 Offensive Rebounds.....	26 vs. Kansas (11/12/19)
Had 40 Defensive Rebounds.....	43 vs. Savannah State (12/17/17)
Had 35 Assists.....	40 vs. Hardin-Simmons (12/16/15)
Had 30 Assists.....	32 vs. Savannah State (12/17/17)
Had 25 Assists.....	32 vs. Savannah State (12/17/17)
Had 25 Turnovers.....	29 at West Virginia (1/10/17)
Had 20 Turnovers.....	20 at Arizona (12/15/18)
Had fewer than 5 Turnovers.....	4 at West Virginia (2/22/14)
Had 15 Steals.....	16 vs. Savannah State (11/23/15)
Had 12 Steals.....	14 vs. New Orleans (12/29/18)
Had 12 Blocked Shots.....	12 vs. New Orleans (12/29/18)
Had 10 Blocked Shots.....	12 vs. New Orleans (12/29/18)
Had no Blocked Shots.....	at West Virginia (1/21/19)
Had two 20-point scorers.....	Jared Butler (22), King McClure (21) vs. PVAMU (11/12/18)
Had two 25-point scorers.....	Jo Lual-Acuil Jr. (31), Manu Lecomte (25) vs. Savannah State (12/17/17)
Had seven double-figure scorers.....	vs. Long Beach State (3/20/13)
Had six double-figure scorers.....	vs. Kansas State (1/22/18)
Had five double-figure scorers.....	vs. Nicholls State (1/16/18)
Had all five starters score in double figures.....	vs. Randall (12/9/17)
Had all five starters score 15+ points.....	vs. Central Arkansas (11/10/17)
Had no players score in double figures.....	vs. Texas A&M (3/5/08)
Had no starters score in double figures.....	at Kansas State (3/3/18)
Had four players score 15+ points.....	vs. PVAMU (11/12/18)
Had five players score 15+ points.....	vs. Central Arkansas (11/10/17)
Had four players score 18+ points.....	vs. Savannah State (12/17/17)
Had four players with 5+ assists.....	vs. Savannah State (12/17/17)
Had two double-figure rebounders.....	Tristan Clark (15), Terry Maston (10) at Iowa State (1/13/18)
Scored 50-plus points in first half.....	61 vs. Savannah State (12/17/17)
Scored 50-plus points in second half.....	53 at TCU (1/5/19)
Scored 50-plus points in both halves.....	vs. Savannah State (12/17/17)
Scored 60-plus points in first half.....	61 vs. Savannah State (12/17/17)
Scored 60-plus points in second half.....	60 at Iowa State (1/9/16)
Scored fewer than 20 points in 1st half.....	15 at Wichita State (12/11/18)
Scored 20 points or fewer in 1st half.....	20 at Arizona (12/15/18)
Scored 20 points or fewer in 2nd half.....	20 at Texas Tech (2/17/15)
Overcame a 20-point deficit to win.....	vs. Louisville, trailed 32-10, won 66-63 (11/25/16)
Overcame a 20-point deficit.....	vs. Mississippi State, trailed 40-20 (3/18/18)
Overcame a 15-point halftime deficit to win.....	vs. Louisville, trailed 39-24, won 66-63 (11/25/16)
Failed to make a 3FG.....	vs. Texas Tech, 0-8 (2/20/90)
Won an OT game.....	100-91 vs. Iowa State (2/16/16)
Lost an OT game.....	78-81 vs. TCU (1/2/18)
Won a 2OT game.....	74-73 at Texas (2/12/18)
Lost a 2OT game.....	84-91 to Colorado (3/13/08)
Won a 3OT game.....	Never
Lost a 3OT game.....	93-97 at SMU (1/9/88)
Won a 4OT game.....	96-95 vs. North Texas (12/17/88)
Lost a 4OT game.....	Never
Won a 5OT game.....	116-110 at Texas A&M (1/23/08)
Lost a 5OT game.....	Never

THE LAST TIME A BAYLOR PLAYER...

Recorded a Triple-Double (Pts/Reb/Ast).....	Kenny Chery (20/10/12) vs. Kansas State (2/15/14)
Recorded a Triple-Double (Pts/Reb/Blk).....	Ekpe Udoh (18/17/10) vs. Morgan State (1/6/10)
Recorded a Double-Double Off the Bench.....	Terry Maston (12p/10r) vs. TAMU-CC (11/13/17)
Recorded a Double-Double Before Halftime.....	King McClure (12p/10r) vs. George Mason (11/24/18)
Scored 30 Points.....	Nuni Omot (30) at Kansas State (3/3/18)
Scored 30 Points in a Big 12 Game.....	Nuni Omot (30) at Kansas State (3/3/18)
Scored 20 Points in a 1st Half.....	King McClure (20) at Oklahoma State (1/14/19)
Scored 25 Points in a 2nd Half.....	Manu Lecomte (25) vs. Oklahoma State (1/15/18)
Scored 20 Points in a 2nd Half.....	Manu Lecomte (22) vs. West Virginia (3/9/18)
Scored 30 Points off the Bench.....	Nuni Omot (30) at Kansas State (3/3/18)
Scored 25 Points off the Bench.....	Terry Maston (26) vs. Mississippi State (3/18/18)
Scored 20 Points off the Bench.....	Jared Butler (21) vs. PVAMU (11/12/18)
Made 5+ 3-pointers in a 1st Half.....	King McClure (6-7) at Oklahoma State (1/14/19)
Made 5+ 3-pointers in a 2nd Half.....	Nuni Omot (5-7) at Kansas State (3/3/18)
Had 20 Rebounds.....	Jo Lual-Acuil Jr. (20) vs. Savannah State (12/17/17)
Had 15 Rebounds.....	Mark Vital (17) at Arizona (12/15/18)
Had 8+ Offensive Rebounds.....	Mark Vital (9) at Arizona (12/15/18)
Had 9+ Offensive Rebounds.....	Mark Vital (8) vs. Kansas (1/12/19)
Had 12 Rebounds in a Half.....	Johnathan Motley (14 in 2nd half) vs. Texas (1/17/17)
Had 10 Rebounds in a Half.....	King McClure (10 in 1st half) vs. George Mason (11/24/18)
Had 10 Assists.....	Tyson Jolly (10) vs. Randall (12/9/17)
Had 10+ Assists and 0 Turnovers.....	Jake Lindsey (11 AST/0 TO) vs. Kansas State (3/9/17)
Had 5 Blocked Shots.....	Tristan Clark (5) vs. New Orleans (12/29/18)
Had 6 Blocked Shots.....	Tristan Clark (6) vs. South Dakota (11/27/18)
Had 7 Blocked Shots.....	Jo Lual-Acuil Jr. (7) vs. Oklahoma (2/21/17)
Had 5 Steals.....	King McClure (5) vs. Oregon (12/21/18)
Had 6 Steals.....	Lester Medford (7) vs. Savannah State (11/23/15)
Played 45+ Minutes.....	Jo Lual-Acuil Jr. (48) & Manu Lecomte (46) at Texas (2/12/18)
Made a Game-Winning Shot.....	Terry Maston (2FG) vs. Texas Tech, 59-57 (2/17/18)
Made a Game-Winning Shot in Final 10 Seconds.....	Jo Lual-Acuil Jr. (Dunk) at Texas, 74-73 2ot (2/12/18)
Made a Game-Winning Shot at Buzzer.....	Lester Medford (3FG) at Texas Tech, 63-60 (1/16/16)

THE LAST TIME A BAYLOR OPPONENT...

Scored 100 Points.....	102 at Kansas (1/2/16)
Scored 90 Points.....	90 vs. Kansas State (1/22/18)
Scored Fewer than 50 Points at Home.....	47 at Oklahoma (1/28/19)
Scored Fewer than 50 Points.....	47 at Oklahoma (1/28/19)
Scored Fewer than 40 Points.....	39 vs. McNeese State (1/14/14)
Won by 30 Points.....	40 at Oklahoma (1/20/07)
Shot 65 pct from floor.....	66.1 (39-59) at Oklahoma (2/26/05)
Shot 60 pct from floor.....	62.0 (31-50) vs. Oklahoma (1/23/16)
Shot less than 25 pct from floor.....	23.4 (11-47) vs. Prairie View A&M (12/2/15)
Shot 55 pct from 3FG.....	56.3 (9-16) vs. Kansas (1/12/19)
Shot less than 15 pct from 3FG.....	143 (2-14) vs. George Mason (11/24/18)
Made 15 3-point field goals.....	20 vs. Savannah State (12/17/17)
Shot 95 pct from FT line.....	95.7 (22-23) at Ole Miss (1/28/17)
Shot less than 50 pct from FT line.....	33.3 (2-6) at Arizona (12/15/18)
Had 50 Rebounds.....	62 vs. Wake Forest [Anaheim] (11/30/08)
Had fewer than 20 Rebounds.....	18 vs. Oregon (12/21/18)
Had 20 Offensive Rebounds.....	20 vs. Wagner (3/13/18)
Had 25 Assists.....	29 vs. Oklahoma (1/23/16)
Had 20 Turnovers.....	22 vs. New Orleans (12/29/18)
Had fewer than 5 Turnovers.....	4 at West Virginia (2/22/14)
Had 13 Steals.....	15 at West Virginia (1/10/17)
Had 12 Steals.....	12 vs. West Virginia (3/9/17)
Had 12+ Blocked Shots.....	13 vs. West Virginia (2/20/18)
Had 10+ Blocked Shots.....	11 vs. Kansas (1/12/19)
Had no Blocked Shots.....	at Oklahoma State (2/8/17)
Had two 20-point scorers.....	Barry Brown (34), Dean Wade (24) vs. Kansas State (1/22/18)
Had three 20-point scorers.....	Abdel Nader (26), Georges Niang (24), Monte Morris (20) vs. Iowa State (2/16/16)
Had five double-figure scorers.....	vs. PVAMU (11/12/18)
Had four 15+ point scorers.....	at Texas (2/12/18)
Had two double-figure rebounders.....	Kenrich Williams (12), Vlad Brodziansky (10) at TCU (1/21/17)
Scored 50-plus points in 1st half.....	51 at Texas A&M (12/19/15)
Scored 50-plus points in 2nd half.....	52 at Texas Tech (2/13/17)
Scored 20 points or fewer in 1st half.....	16 vs. Oregon (12/21/18)
Scored 20 points or fewer in 2nd half.....	20 vs. Texas (1/6/18)
Failed to make a 3FG.....	vs. Oklahoma, 0-12 (2/25/12)

THE LAST TIME A BAYLOR OPPOSING PLAYER

Scored 30 Points.....	Barry Brown (34) vs. Kansas State (1/22/18)
Had 20 Rebounds.....	Jamahl Mosley (20) vs. Colorado (Kansas City) (3/8/01)
Had 15 Rebounds.....	Mohamed Bamba (16) at Texas (2/12/18)
Had 10 Assists.....	Alex Robinson (10) at TCU (1/5/19)
Had 8 Turnovers.....	Trae Young (8) vs. Oklahoma (2/27/18)
Had 7 Turnovers.....	Jarrett Culver (7) vs. Texas Tech (1/19/19)
Had 6 Blocked Shots.....	Sagaba Konate (9) vs. West Virginia (2/20/18)
Had 5 Steals.....	Dedric Lawson (5) vs. Kansas (1/12/19)
Had 6 Steals.....	Jevon Carter (6) vs. West Virginia (3/9/18)

2018-19 INDIVIDUAL SUPERLATIVES

CATEGORY	BAYLOR	OPPONENT
Points Scored	29, King McClure at Oklahoma State (1/14) 29, Makai Mason at West Virginia (1/21)	28, Breein Tyree vs. Ole Miss (11/23)
Field Goals Made	11, Tristan Clark vs. Ole Miss (11/23)	9, Marial Shayok vs. Iowa State (1/8) 9, Jarrett Culver vs. Texas Tech (1/19)
FGs Attempted	18, King McClure vs. Texas Southern (11/6)	18, Otis Livingston vs. George Mason (11/24) 18, Davonte Fitzgerald vs. SFA (12/18)
Highest FG % (min 5 made)	1.000 (9-9), Tristan Clark vs. SFA (12/18) 1.000 (5-5), Tristan Clark vs. PVAMU (11/12)	1.000 (6-6), Riley Norris vs. Alabama (1/26)
3-Point FGs Made	7, King McClure at Oklahoma State (1/14)	6, Samaj. Haynes-Jones at Wichita State (12/1) 6, Lagerald Vick vs. Kansas (1/12)
3-Point FGs Attempted	11, King McClure vs. George Mason (11/24) 11, King McClure at Oklahoma State (1/14)	11, Jaylyn Patterson vs. Texas Southern (11/6) 11, Samaj. Haynes-Jones at Wichita State (12/1)
3-Point FG % (min 5 att)	.636 (7-11), King McClure at Oklahoma State (1/14)	1.000 (5-5), Darius Williams vs. PVAMU (11/12)
Free Throws Made	8, Makai Mason vs. George Mason (11/24)	13, Breein Tyree vs. Ole Miss (11/23)
Free Throws Attempted	10, Mark Vital vs. NSU (11/16) & vs. PVAMU (11/12) 10, Tristan Clark vs. SFA (12/18)	17, Breein Tyree vs. Ole Miss (11/23)
Free Throw % (min 6 att)	1.000 (8-8), Makai Mason vs. George Mason (11/24) 1.000 (7-7), Devonte Bando vs. Southern (11/10)	1.000 (10-10), James Bolden at West Virginia (1/21) 1.000 (6-6), Jaylyn Patterson vs. Texas Southern (11/6)
Offensive Rebounds	9, Mark Vital at Arizona (12/15)	6, Gerard Andrus vs. PVAMU (11/12) 6, Trey Burch-Manning vs. South Dakota (11/27)
Defensive Rebounds	11, King McClure vs. George Mason (11/24) 11, Tristan Clark vs. New Orleans (12/29)	8, five times
Total Rebounds	17, Mark Vital at Arizona (12/15)	14, Trey Burch-Manning vs. South Dakota (11/27)
Assists	7, King McClure vs. Southern (11/10)	10, Alex Robinson at TCU (1/5)
Turnovers	5, Matthew Mayer vs. Ole Miss (11/23) 5, King McClure, three times 5, Mark Vital vs. Texas Southern (11/6) & vs. Texas Tech (1/19) 5, Tristan Clark vs. Texas Southern (11/6) 5, Makai Mason at West Virginia (1/21)	7, Eddie Reese vs. Southern (11/10) 7, Jarrett Culver vs. Texas Tech (1/19)
Blocked Shots	6, Tristan Clark vs. South Dakota (11/27)	5, Dedric Lawson vs. Kansas (1/12)
Steals	5, Mark Vital vs. SFA (12/18) 5, King McClure vs. Oregon (12/21)	5, Dedric Lawson vs. Kansas (1/12)
Minutes Played	38, Makai Mason, three times 38, Tristan Clark vs. Oregon (12/21) 38, King McClure at Oklahoma State (1/14)	39, Gerard Andrus vs. PVAMU (11/12) 39, Payton Pritchard vs. Oregon (12/21)

2018-19 TEAM SUPERLATIVES

BAYLOR HIGH	BAYLOR LOW	CATEGORY	OPPONENT HIGH	OPPONENT LOW
91 vs. PVAMU (11/12)	57 vs. Oregon (12/21)	Points Scored	85 at TCU (1/5)	44 vs. New Orleans (12/29)
47 vs. PVAMU (11/12)	15 at Wichita State (12/1)	Points, 1st Half	44 at Wichita State (12/1)	16 vs. Oregon (12/21)
53 at TCU (1/5)	25 vs. SFA (12/18)	Points, 2nd Half	45 vs. TSU (11/6) & at TCU (1/5)	23 vs. New Orleans (12/29)
–	–	Points/Overtime	–	–
31, three times	21, three times	Field Goals Made	30 at TCU (1/5)	15 at Oklahoma (1/28)
75 vs. Kansas (1/12)	44 vs. Oregon (12/21)	Field Goal Attempts	66 at Wichita State (12/1)	44 vs. Ore. (12/21) & vs. KU (1/12)
.608 (31-51) vs. PVAMU (11/12)	.333 (25-75) vs. Kansas (1/12)	FG Percentage	.566 (30-53) at TCU (1/5)	.262 (16-61) vs. New Orleans (12/29)
15 at Oklahoma State (1/14)	2 vs. Ole Miss (11/23)	3-Point FGs Made	13 at Oklahoma State (1/14)	2 vs. George Mason (11/24)
31 vs. Kansas (1/12)	15 vs. Oregon (12/21)	3-Point FG Attempts	32 at Wichita State (12/1)	12 vs. Southern (11/10)
.600 (15-25) at OSU (1/14)	.111 (2-18) vs. Ole Miss (11/23)	3-Point FG Percentage	.563 (9-16) vs. Kansas (1/12)	.143 (2-14) vs. George Mason (11/24)
24 vs. George Mason (11/24)	3 vs. Texas So. (11/6)	Free Throws Made	29 vs. Ole Miss (11/23)	2 at Arizona (12/15)
31 at West Virginia (1/21)	10 vs. Alabama (1/26)	Free Throw Attempts	36 vs. Ole Miss (11/23)	6 at Ariz. (12/15) & vs. Ore. (12/21)
.875 (14-16) vs. Texas Tech (1/19)	.273 (3-11) vs. Texas So. (11/6)	Free Throw Percentage	.875 (7-8) vs. Iowa State (1/8)	.333 (2-6) at Arizona (12/15)
26 vs. Kansas (1/12)	7 vs. PVAMU (11/12)	Offensive Rebounds	16 at WSU (12/1) & at WVU (1/21)	4, three times
32 at Arizona (12/15)	19, three times	Defensive Rebounds	29 vs. South Dakota (11/27)	14 at Ariz. (12/15) & vs. Ore. (12/21)
51 at Arizona (12/15)	31 vs. Ole Miss (11/23) & vs. TTU (1/19)	Total Rebounds	44 at Wichita State (12/1)	18 vs. Oregon (12/21)
22 vs. New Orleans (12/29)	5 at Wichita State (12/1)	Assists	22 at TCU (1/5)	5 vs. George Mason (11/24)
20 at Arizona (12/15)	8, three times	Turnovers	22 vs. New Orleans (12/29)	8 vs. South Dakota (11/27)
12 vs. USD (11/27) & vs. UNO (12/29)	0 at West Virginia (1/21)	Blocked Shots	11 vs. Kansas (1/12)	1 vs. PVAMU (11/12)
14 vs. SFA (12/18) & vs. UNO (12/29)	3 vs. South Dakota (11/27)	Steals	11 at West Virginia (1/21)	3 vs. Alabama (1/26) & at OU (1/28)
27 vs. Ole Miss (11/23)	11 vs. Alabama (1/26)	Fouls	26 at West Virginia (1/21)	12 at Oklahoma State (1/14)



2018-19

14-6

BIG 12

5-2

AP

NR

COACHES

RV-36th

KENPOM


33rd

BAYLOR vs. TCU | GAME 21

Feb. 2, 2019 (Waco, Texas / Ferrrell Center)

Baylor Broadcast Notes

0
1
2
3
4
10
11
12
13
15
24
25
33




Flo Thamba

F • 6-10 • 245 • Fr. • Kinshasa, Congo

	MIN	PTS	REB	BLK	FG%	3FG%	FT%
SEA	10.5	2.2	2.3	0.7	.593	.000	.529
B12	12.0	2.6	2.3	0.7	.727	.000	.333
CAR	10.5	2.2	2.3	0.7	.593	.000	.529

- Freshman big man with 7-foot-5 wingspan, originally from Democratic Republic of the Congo
- Averaging 15.7 minutes in 6 games with Clark out – played 15+ min. in just 1 game prior to injury
- Had 5 points and season-highs of 6 rebounds and 2 assists in 16 minutes of win at WVU (1/21)
- Grew up in South Africa, emigrated to United States in 2014
- Averaged 14.0 points, 10.0 rebounds and 1.5 blocks as senior at Mountain Mission School in Grundy, Va.



Darius Allen

G • 6-4 • 205 • Jr. • Melbourne, Fla.

	MIN	PTS	REB	AST	FG%	3FG%	FT%
SEA	11.0	2.9	1.3	0.6	.357	.176	.333
B12	2.5	1.0	0.0	0.5	1.000	.000	.000
CAR	11.0	2.9	1.3	0.6	.357	.176	.333

- JuCo transfer guard, played previous two seasons at Palm Beach State in Palm Beach Gardens, Fla.
- Averaged 14.5 points, 4.5 rebounds and 2.0 steals per game as sophomore at PBS in 2017-18
- Scored in double-figures in 34 in 59 career JuCo games played, including seven games of 20+ points
- Recorded 4 double-doubles at Palm Beach State, averaging 25.5 points and 10.3 rebounds in those 4 games
- Dunked so hard in a game at Florida Air Academy that lights went out in gym at City of Palms Classic




Devonte Bando

G • 6-3 • 195 • Jr. • Brampton, Ontario

	MIN	PTS	REB	AST	FG%	3FG%	FT%
SEA	17.8	7.0	1.6	1.3	.436	.377	.952
B12	15.9	7.6	1.0	1.0	.447	.500	1.000
CAR	17.8	7.0	1.6	1.3	.436	.377	.952

- Canadian JuCo transfer guard, played previous two seasons at Hutchinson (Kan.) Community College
- Last 7 Games: 8.1 PPG, 50% 3FGs (12-of-24); Prior 10 Games: 3.1 PPG, 18% 3FGs (4-of-22)
- Ranks tied for 2nd in Big 12 in 3-point shooting in conference play (.500; 12-of-24)
- Scored 1,072 points over 72 games during JuCo career, averaging 14.9 points in 27.1 minutes per game
- Started 35 games as sophomore at Hutch, averaging 16.6 points, 5.8 rebounds and 2.9 assists




King McClure

G • 6-3 • 215 • Sr. • Dallas, Texas

	MIN	PTS	REB	AST	FG%	3FG%	FT%
SEA	29.8	10.4	5.4	2.3	.409	.388	.708
B12	31.9	10.0	6.6	2.1	.391	.375	.727
CAR	19.3	6.6	2.3	1.3	.416	.368	.735

- Senior guard, has played in 120 career games at Baylor; rest of rotation has played 178 gms at BU
- Scored 20+ pts in 4 games this season (career-high 29 at OSU) after doing so in 1 of 100 over first 3 yrs
- Graduated on Dec. 15 with degree in Health, Kinesiology & Leisure Studies, 3.5 years after enrolling
- Told basketball career was over due to Hypertrophic Cardiomyopathy (HCM) diagnosis in June 2015; had Implantable Cardioverter Defibrillator (ICD) surgically implanted as precaution, cleared in Oct. 2015.



Mario Kegler

G/F • 6-7 • 230 • RSo. • Jackson, Miss.

	MIN	PTS	REB	AST	FG%	3FG%	FT%
SEA	26.6	9.4	6.0	0.9	.417	.175	.632
B12	25.4	8.6	5.7	1.0	.451	.267	.625
*CAR	27.7	9.6	5.6	1.1	.419	.301	.651

*Kegler's career stats include one season at Mississippi State

- Sat out 2017-18 season following transfer from Mississippi State after starting 31 games as FR in 16-17
- Last 3 Games: Averaging 15.3 ppg, 6.0 rpg, shooting 63% (17-of-27), including 78% on 2-point FGs
- Career-high 18 points, added 7 rebounds in win at WVU (1/21); went 5-5 on 9-pt FGs and 5-5 on FTs
- Made BU debut on Nov. 27 after going 629 days between games; had 12 pts, 6 rebs, 3 blks vs. USD
- Has scored in double-figures in 22 of 45 games during collegiate career (16 of 13 at Baylor)




Makai Mason

G • 6-1 • 185 • R Sr. • Greenfield, Mass.

	MIN	PTS	REB	AST	FG%	3FG%	FT%
SEA	31.9	15.3	2.6	3.0	.445	.347	.803
B12	32.9	17.3	2.0	2.9	.452	.383	.771
CAR	27.1	11.9	2.5	2.7	.436	.357	.779

*Mason's career stats include three seasons at Yale

- First graduate transfer in program history, joined Bears after graduating from Yale in May 2018
- Riding career-best streak of 12 straight games of 10+ pts, averaging 16.2 ppg in 32.4 mpg during streak
- Made at least one 3FG in 14 straight games; has 11 games with 2+ 3FGs, 4 games with 3+ 3FGs
- Had season-high 29 points in 38 minutes of win at WVU (1/21); went 8-of-8 on 2-point FGs and 7-9 FTs
- Played 61 games over first two seasons at Yale, limited to just 1 game over final two seasons by injuries




Mark Vital

G/F • 6-5 • 230 • RSo. • Lake Charles, La.

	MIN	PTS	REB	AST	FG%	3FG%	FT%
SEA	26.4	6.1	7.5	2.2	.415	.222	.420
B12	24.3	6.6	7.3	2.7	.419	.167	.529
CAR	24.8	6.5	6.3	2.2	.456	.179	.469

- Moved to starting 5 spot with Clark out – averaging 6.2 ppg, 8.2 rpg (4.7 offensive) in 6 games since
- Leads Big 12 and ranks 7th nationally in offensive rebounding (3.8l/gm); 9th in ORB% (16.4)
- Nation's only player with more offensive (76) than defensive (74) rebounds (minimum 140 total rebounds)
- Grabbed career-high 17 rebs (9 offensive) in win at Arizona, more than all 9 UA players combined (14)
- Nicknamed "Baby Rico" after former Baylor All-American forward and fellow Louisianian Rico Gathers



Jared Butler

G • 6-3 • 185 • Fr. • Reserve, La.

	MIN	PTS	REB	AST	FG%	3FG%	FT%
SEA	23.2	8.4	2.4	2.6	.388	.325	.825
B12	26.6	10.4	3.0	3.7	.439	.438	.818
CAR	23.2	8.4	2.4	2.6	.388	.325	.825

- Consensus top-100 national recruit, ranked as high as No. 75 nationally in 2018 recruiting class
- Started last 6 games after Clark injury, averaging 12.7 points, 4.2 assists and 1.3 steals in 29.3 mpg
- Had 19 points (14 in 2nd half), 5 assists and 3 steals in 29 minutes of win over No. 8 Texas Tech (1/19)
- 2-time All-State selection at Riverside, helped team win 3 state titles, including first as 8th grader in 2014
- From same hometown as former Baylor stars Tweety Carter and Rico Gathers



Jackson Moffatt

G/F • 6-6 • 210 • Fr. • Magnolia, Texas

	MIN	PTS	REB	AST	FG%	3FG%	FT%
SEA	-	-	-	-	-	-	-
B12	-	-	-	-	-	-	-
CAR	-	-	-	-	-	-	-

- Freshman walk-on wing from Magnolia High School, remains eligible to redshirt this season
- Scored 2,066 points during prep career, becoming Magnolia's all-time leading scorer
- Named 2018 District 20-5A Offensive MVP after averaging 25.5 points and 8.0 rebounds
- 3-time first-team All-District 20-5A honoree and 2-time TABC All-Region selection
- Holds MHS record for single-game scoring with 45-point game



Obim Okeke (OH-bihm OH-kay-kay)

G • 6-0 • 225 • Jr. • Las Vegas, Nev.

	MIN	PTS	REB	AST	FG%	3FG%	FT%
SEA	2.0	0.6	0.0	0.0	.200	.200	.000
B12	1.0	3.0	0.0	0.0	1.000	1.000	.000
CAR	2.6	0.5	0.2	0.3	.154	.167	.000

- Junior walk-on guard, played 3 seasons on BU football team, switched to MBB after 2017 FB season
- Has come off bench to play in 5 games this season, totaling 10 minutes of action
- Saw action in 7 games during 2017-18 basketball season, posting 3 points and 3 assists in 21 minutes
- Played in 5 football games over 2016-17 seasons as running back and kick returner
- Won 5 state titles at Bishop Gorman HS, 3 in basketball and 2 in football



Matthew Mayer (MYE-er)

G/F • 6-9 • 200 • Fr. • Austin, Texas

	MIN	PTS	REB	AST	FG%	3FG%	FT%
SEA	12.9	5.4	2.3	0.9	.330	.295	.657
B12	10.4	4.0	1.6	0.7	.300	.231	.583
CAR	12.9	5.4	2.3	0.9	.330	.295	.657

- Freshman wing with length, range and ability to create his own shot off the dribble
- Had solid floor game with 9 pts, 5 rebs, 3 asts, 2 blks, 1 stl in 22 minutes off bench vs. Alabama (1/26)
- Scored 17 points (5-of-9 shooting) in just 14 minutes off bench in Big 12 opener at TCU (1/5)
- 4-star recruit from Austin's Westlake High School, ranked among top-100 recruits nationally in 2018 class
- Led WHS to 36-4 in 2017-18, playing with Xavier's Keonte Kennedy and Texas' Brock Cunningham




Tristan Clark

F • 6-9 • 240 • So. • San Antonio, Texas

	MIN	PTS	REB	BLK	FG%	3FG%	FT%
SEA	29.8	14.6	6.3	2.4	.737	.250	.667
B12	34.5	17.0	5.0	0.5	.565	.000	.667
CAR	22.9	9.1	5.0	1.3	.663	.273	.661

- Strong, skilled sophomore power forward; out for year with left-knee injury suffered vs. Iowa State (1/8)
- Led nation with .737 field goal pct. (84-of-114) until he dropped from minimum 75% of games on Jan. 26
- Named Dec. 31 Big 12 Player of Week after 17 points (8-9 FGs), 12 rebounds, 5 blocks vs. UNO (12/29)
- Double-figure scoring in 11 of 14 games this season after doing so in 10 of 33 games last year
- Career .629 FG% (177-267) would break program record if he met 200 FGM min. (Josh Lomers .627)



Freddie Gillespie

F • 6-8 • 240 • R Jr. • St. Paul, Minn.

	MIN	PTS	REB	BLK	FG%	3FG%	FT%
SEA	13.3	3.4	3.2	0.5	.552	.000	.750
B12	14.0	4.4	4.2	0.6	.500	.000	1.000
CAR	13.3	3.4	3.2	0.5	.552	.000	.750

- Former walk-on forward, sat out 2017-18 after transferring from D3 Carleton College in Northfield, Minn.
- Averaging 5.0 ppg, 3.7 rpg in 14.3 mpg since Clark injury; career-high 8 points each of last 2 games
- Played only 16 minutes during 2015-16 freshman season at Carleton, totaling 4 pts, 7 rebs and 2 blocks
- Developed into 2nd-team All-MIAC and All-MIAC Defensive Team selection as sophomore in 2016-17
- Averaged 10.0 points, 8.3 rebounds and 23.6 blocks in 22.8 minutes per game during sophomore season

Head Coach: Scott Drew Associate Head Coach: Jerome Tang Assistant Coaches: Alvin Brooks III, John Jakus
 Director of Video Operations: Ty Beard Associate Director of Operations & Recruiting: Aditya Malhotra Athletic Trainer: David Chandler
 Special Assistant & Director of Player Personnel: Jared Nuness Director of Basketball Operations: Bill Peterson Strength Coach: Charlie Melton