

BAYLOR

BAYLOR ATHLETICS COMMUNICATIONS: 1500 S. University Parks Drive | WACO, TX 76706 | BAYLORBears.COM | @BUFOOTBALL

2018 FOOTBALL GAME NOTES

GAME 7

NR/NR **BAYLOR** (4-2, 2-1 BIG 12) vs. 9/14 **TEXAS** (5-1, 3-0 BIG 12)



Oct. 13, 2018 • 2:30 p.m. CT • TV: ESPN / WatchESPN • Radio: Baylor IMG Sports Network
Austin, Texas • Darrell K. Royal-Texas Memorial Stadium (100,119)

MEDIA INFORMATION

TV: ESPN / WatchESPN

Talent: Adam Amin (pxp), Rod Gilmore (analyst), Quint Kessenich (sideline)

Radio: Baylor IMG Sports Network / ESPN Central Texas

Talent: John Morris (pxp), J.J. Joe (analyst), Ricky Thompson (sideline)

Satellite Radio: Sirius 135 / XM 200 / Internet 954

Live Stats: Baylor.StatBroadcast.com

Twitter: @BUFootball | #SicUT

BAYLOR 4-2, 2-1 Big 12

Ranking NR — AP, NR — Coaches

Last Game Oct. 6, 2018
win vs K-State, 37-34

Head Coach Matt Rhule (Penn State, '97)

Career Record 33-36 (6th season)

Baylor Record 5-13 (2nd season)

vs. Texas 0-1

TEXAS 5-1, 3-0 Big 12

Ranking 9 — AP, 14 — Coaches

Last Game Oct. 6, 2018
win vs. Oklahoma, 48-45

Head Coach Tom Herman (Cal Lutheran, '97)

Career Record 32-11 (4th season)

Texas Record 10-7 (2nd season)

vs. Baylor 1-0

BAYLOR COACHING STAFF

On the Field

Matt Rhule Head Coach
Fran Brown Assoc. HC/Cornerbacks
Phil Snow Defensive Coordinator
Shawn Bell Offensive Line
Evan Cooper Defense
Frisman Jackson Wide Receivers
Joey McGuire Tight Ends
Frank Okam Defensive Line

In the Press Box

Jeff Nixon Co-Offensive Coord./Running Backs
Glenn Thomas Co-Offensive Coord./Quarterbacks
Mike Siravo Linebackers

BAYLOR ATHLETICS COMMUNICATIONS

TAYLOR BRYAN Primary Contact
254-709-4411 • 254-710-3538 • Taylor_Bryan@baylor.edu

RACHEL CATON Secondary Contact
254-652-2061 • 254-710-3784 • Rachel_Caton@baylor.edu

STORY LINES

- Baylor travels south down I-35 to Austin to face No. 9 Texas. Since 2010, the series is tied at 4-4 with wins by the Bears at DKR in 2010 and 2014. The game is the first of two straight for BU on the road vs. Top 10 teams.
- Baylor has out-gained its opponents offensively in five of six games in 2018 and is averaging 499.5 ypg.
- Among active FBS players, **Jalen Hurd** ranks 9th with 3,792 all-purpose yards and 11th with 31 TDs in his career.
- Baylor ranks 12th among Power 5 schools in total offense (499.5 ypg) & 8th among P5 in passing (325.5 ypg).
- The Bears have won time of possession in five straight and are averaging 34:10 in TOP (11th, FBS/2nd, B12).
- BU is one of three Big 12 teams with 4+ players with multiple rushing touchdowns (Brewer, Hasty, Lovett, Hurd).
- Baylor running backs have 36 receptions in six games after totaling 58 in 2017. BU rushers had only 40 catches from 2013-16 combined. **JaMycal Hasty** leads all Big 12 running backs with 18 receptions.
- Baylor's 38 first downs against K-State tied for the 11th most in Big 12 history and 2nd most in BU history.
- The Baylor offense ranks third nationally (1st, Big 12) with 166 first downs on the season (27.7 per game).
- **Charlie Brewer** is averaging 306.9 ypg with a 68.8 completion percentage & 17 total TD in seven career B12 starts.
- BU offensive linemen **Pat Lawrence** and **Blake Blackmar** have started 31 & 30 straight games, respectfully.
- Punter **Drew Galitz** (44.04) ranks 1st in the league & was named Big 12 Special Teams Player of the Week on 9/24.
- The Baylor defense has held opponents under 200 yards passing 4 times in 2018 and 6 times in the last 10 games.
- **Denzel Mims** needs three receptions to become on the 18th player in program history to record 100 career catches.
- Baylor has 14 graduates on its 2018 roster, the most in the Big 12 and fifth-largest total nationally.
- **Matt Rhule** coached teams have won 30 straight games when leading entering the 4th quarter.
- **Baylor** has had 28 players make their first appearance in a BU jersey this season, including 20 freshmen (10 true).
- **JaMycal Hasty** eclipsed 1,000 career rushing yards in the opener, the 38th man in BU history to reach 1K.
- Brewer had his streak of 165 straight attempts without an INT (3rd in BU history) snapped against K-State.
- BU committed two penalties against K-State, the fewest in a game since 2012 Holiday Bowl win over UCLA.
- Baylor has scored in a school-record 143 straight games — the previous school record was 89 games from Dec. 31, 1979 - Oct. 23, 1987.
- Fourteen different players have a catch and seven have a receiving touchdown for the Bears this season.
- **Denzel Mims** has 1+ receptions in 17 consecutive games played, **Chris Platt** has a catch in 16 straight.
- Baylor is playing its 117th season of football. BU holds a 593-570-44 (.511) record all-time.

2018 SCHEDULE

	Sept. 1 ABILENE CHRISTIAN vs. BAYLOR	FSN	W, 55-27
	Bears roll up 606 yards of total offense; Lovett and Hasty combine for 217 yards and 5 TDs on ground.		
	Sept. 8 Baylor at UTSA	Facebook	W, 37-20
	Charlie Brewer posts his fourth career 300+ yard passing game with three touchdowns in road victory.		
	Sept. 15 DUKE vs. BAYLOR	FS1	L, 40-27
	Tyquan Thornton has 92 yards and first score; Charlie Brewer rushes for first two career touchdowns.		
	Sept. 22 KANSAS vs. BAYLOR	FS1	W, 26-7
	Bears begin Big 12 play with victory behind TDs from Chris Platt, Josh Fleeks and Tyquan Thornton.		
	Sept. 29 Baylor at 6/5 Oklahoma	ABC	L, 66-33
	Charlie Brewer throws for 400 yards for 2nd time; Denzel Mims and Jalen Hurd both over 100 yards in loss.		
	Oct. 6 KANSAS STATE vs. BAYLOR	FS1	W, 37-34
	Jalen Hurd with 191 total yards (135 receiving/56 rushing) and one touchdown in nail-biting victory.		
	Oct. 13 Baylor at 9/14 Texas	ESPN	2:30 p.m.
	Austin, Texas / Darrell K. Royal-Texas Memorial Stadium (100,119) / Texas leads 77-26-4		
	Oct. 25 Baylor at 6/6 West Virginia	FS1	6 p.m.
	Morgantown, W.Va. / Milan Puskar Stadium (60,000) / WVU leads 3-2		
	Nov. 3 OKLAHOMA STATE vs. BAYLOR (Homecoming)	TBA	TBA
	Waco, Texas / McLane Stadium (45,140) / Oklahoma St. leads 20-16		
	Nov. 10 Baylor at Iowa State	TBA	TBA
	Ames, Iowa / Jack Trice Stadium (61,500) / Baylor leads 9-7		
	Nov. 17 TCU vs. BAYLOR	TBA	TBA
	Waco, Texas / McLane Stadium (45,140) / TCU leads 54-52-7		
	Nov. 24 Baylor vs. Texas Tech (TFBI Shootout)	TBA	TBA
	Arlington, Texas / AT&T Stadium (80,000) / Texas Tech leads 38-37-1		



MATT RHULE

HEAD COACH, SECOND SEASON

THE RHULE FILE

PERSONAL

Born: January 31, 1975

Family: wife Julie; son Bryant; daughters Vivienne and Leona

EDUCATION

Penn State (1997, B.A. in Political Science)

Buffalo (2003, M.A. in Educational Psychology)

PLAYING EXPERIENCE

Penn State, 1994-97 (linebacker, Academic All-Big Ten [97])

COACHING EXPERIENCE

1998	Albright College, linebackers
1999	Buffalo, assistant defensive line
2000	Buffalo, defensive line
2001	UCLA, assistant defensive line
2002	Western Carolina, linebackers / special teams
2003-04	Western Carolina, asst. HC / LB / special teams
2005	Western Carolina, asst. HC / OL / ST / RGC
2006	Temple, defensive line
2007	Temple, quarterbacks / recruiting coord.
2008-10	Temple, offensive coord. / quarterbacks
2011	Temple, asst. OC / TE / recruiting coord.
2012	New York Giants, assistant offensive line
2013-16	Temple, head coach
2017-current	Baylor, head coach

THE RHULE WORKSHEET

YEAR	OVERALL		CONFERENCE	
	SCHOOL	RECORD	RECORD	FINISH
2013	Temple	2-10	1-7	t-9th (AAC)
2014	Temple	6-6	4-4	6th (AAC)
2015	Temple	10-4	7-1	1st (AAC East)
2016	Temple	10-3	7-1	1st (AAC East)
2017	Baylor	1-11	1-8	9th (Big 12)
2018	Baylor	4-2	2-1	(Big 12)
TOTALS	6 seasons	33-36	22-22	
	BU 2 seasons	5-13	3-9	
	TU 4 seasons	28-23	19-13	

TEXAS SERIES HISTORY

- Baylor trails the all-time series with Texas 27-76-4, including a 10-46-2 mark in games played in Austin. Since 2010, the series is tied 4-4 with Baylor picking up victories at DKR-Texas Memorial Stadium in 2010 and 2014.
- Last season, Texas defeated the Bears 38-7 at McLane Stadium as BU was held to only 249 yards of total offense. The game was the first extended action of QB Charlie Brewer's career as he completed 17-of-27 passes.
- The contest will be the third meeting between Baylor's Matt Rhule and Texas head coach Tom Herman. In addition to the Baylor-UT game in 2017, the duo faced off in the 2015 American Athletic Conference Championship game with Herman's Houston squad earning a 24-13 win over Temple.

PLENTY OF BAYLOR DEBUTS IN '18

- After ranking among the top teams in the country to feature freshmen in 2017, Baylor has continued to introduce new players into its lineups in 2018.
- Through six games, Baylor has had 28 players make their first appearances in a Bears' uniform. That total includes 10 true freshmen (Kalon Barnes, Josh Fleeks, Connor Galvin, BJ Hanspard, Christoph Henle, Christian Morgan, Tyquan Thornton, Marje Smith, Craig 'Sqwir' Williams and JT Woods).
- Additionally, the Bears have had 10 redshirt freshmen, one sophomore, two juniors, two seniors and three graduate transfers appear in a Baylor uniform for the first time.

REDZONE SUCCESS RATE

- Baylor has been impressive when venturing inside the opponent's 20-yard line in 2018, after struggling to score touchdowns in the red zone last season with only 18 touchdowns in 31 trips (45%). That percentage ranked 124th in FBS and last in the Big 12.
- So far in 2018, The Bears are fifth in the Big 12 with a red zone touchdown percentage mark of 66.67% with 16 touchdowns on 24 red zone trips. The Bears have also kicked seven field goals for a near perfect 95.83% scoring tally that ranks 10th in FBS.

BREWER EXCELLENT IN FIRST 10 STARTS

- Sophomore quarterback Charlie Brewer has started Baylor's last 10 games and posted a 5-5 mark in those contests. With Brewer under center, Baylor is averaging 472.9 ypg of total offense over the last 10 games.
- Brewer has passed for 278.9 yards per game with 18 touchdowns and five interceptions. He has completed 66.9 percent of his passes (243-of-363).
- Brewer has completed 68.8 percent of his passes (198-of-288) in seven career Big 12 starts.
- The Austin native have eclipsed 300 yards passing in five of those starts, becoming the fifth player in program history with five games of 300 or more yards passing. He is joined by Bryce Petty, Robert Griffin III, Nick Florence and Seth Russell.
- Brewer has passed for 400+ yards twice, fifth most in BU history (Griffin, Petty, Szymanski, Florence).

CAREER 300-YARD PASSING GAMES

1. Bryce Petty (2011-14, 25 starts)	16
2. Robert Griffin III (2008-11, 40 starts)	13
3. Nick Florence (2009-12, 20 starts)	9
4. Seth Russell (2013-16, 17 starts)	6
5. Charlie Brewer (2017-, 9 starts)	5

CAREER COMPLETIONS OF 50+ YARDS

58/TD	Trestan Ebner (at TCU, 2017)
56	Denzel Mims (at Kansas, 2017)
55	Denzel Mims (Abilene Christian, 2018)
54	Blake Lynch (at TCU, 2017)
52/TD	Trestan Ebner (WVU, 2017)
52	Blake Lynch (Texas, 2017)

CONTROLLING THE CLOCK

- One staple of Matt Rhule coached teams is controlling time of possession. After holding the ball for an average of 29:48 in 2017 (6th, Big 12), the Bears have put a great emphasis on possession in 2018.
- BU ranks 2nd in the Big 12 and 11th nationally with an average time of possession of 34:10 this season.
- Baylor has won the time of possession battle in five straight games, and five of six times in 2018, never holding less than 33 minutes. Baylor has held the ball 35+ minutes six times in last 19 games.
- The lone game in 2018 where Baylor did win time of possession was a 29:59-30:01 mark against ACU.
- The Bears have 10 scoring drives of 10 or more plays in 2018, the eighth-most nationally.

TOUGHNESS REWARDED

In 2017, head coach Matt Rhule began a new tradition at Baylor of rewarding the nine toughest players on the BU roster with single-digit jerseys. The jersey numbers are awarded to the student-athletes deemed by their teammates to be the toughest members of the team. Rhule began the tradition of honoring toughness with single digits during his time at Temple.




1
Verkedric Vaughns
Senior


2
OPEN



3
Chris Miller
Junior



4
Grayland Arnold
Junior



5
Jalen Hurd
Senior



6
JaMycal Hasty
Junior



7
John Lovett
Sophomore



8
Henry Black
Junior



9
Ira Lewis
Senior

BU VS. AP TOP 10

- Saturday's showdown with Texas will be Baylor's 114th all-time game against a top 10 opponent. The Bears are 18-93-2 in those meetings.
- After dropping 32 consecutive games to top-10 teams between 1989-2010, Baylor is 6-6 since 2011 in those contests. Baylor's only win over a top-10 Texas team in Austin was an 18-6 victory over No. 10 UT in 1951.
- Baylor is 3-26-1 all-time against Top 10 Texas teams and 6-36-1 against ranked Longhorn squads.
- Texas is the second Top-10 opponent Baylor has faced in 2018 (Oklahoma). The Bears face West Virginia, currently ranked No. 6, on Oct. 25 in Morgantown.

BLOCK PARTY

- Over the last 18 games, Baylor has showed the ability to make plays on special teams including blocking kicks and punts. Below is a list of Baylor's four blocks since the beginning of 2017.

Name	Type	Opp. (Year)
Greg Roberts	FG	UTSA (2017)
Greg Roberts	FG	Texas (2017)
Christian Morgan	Punt	Duke (2018)
BJ Thompson	XP	Kansas St. (2018)

RHULE TEAMS IN THE FOURTH QUARTER

- In Matt Rhule's five seasons as head coach, he has sealed the deal when leading or tied entering the fourth quarter. In his career, his teams are 20-7 when posting a fourth quarter shutout.
- Rhule-coached teams have won 30 straight games when leading or tied entering the fourth, and are 31-4 overall. All four losses came in his first season as head coach at Temple in 2013.
- When leading entering the fourth quarter, he has won 28 straight games and is 29-3 overall with all three losses coming in 2013 as well.
- Baylor was 1-1 in 2017 when preserving a fourth-quarter shutout. The one victory was the Bears' road win at Kansas and the loss was a near-comeback win against West Virginia at home.
- Over the last three-plus seasons, Matt Rhule coached teams are 15-1 when recording a fourth-quarter shutout. Baylor has held Abilene Christian and Kansas scoreless in the final quarter.

PASSING GAME SUCCESS IN 18

- Baylor is averaging 325.5 passing yards per game in 2018, the third-best total in the Big 12 (10th, NCAA).
- The Bears have seven receivers with more than 100 yards receiving led by Jalen Hurd's 550 yards (4th, B12). Hurd's 42 receptions lead the league and rank 11th nationally. He has five total touchdowns.
- Denzel Mims ranks seventh in the Big 12 with both 32 receptions and 449 receiving yards. He has 3 TDs.
- Baylor has three of the top 20 receivers in the Big 12 with Chris Platt's 231 yards ranking 20th.
- 14 different Baylor players have recorded a reception through six games in 2018.
- Freshmen Tyquan Thornton and Josh Fleeks have combined for 15 catches, 240 yards and 3 touchdowns.

100-YARD PERFORMERS IN 2018

- Through six games in 2018, Baylor has had a combined eight 100-yard rushing and receiving performances led by three from Jalen Hurd. The three 100-yard rushing games in 2018 are the first under head coach Matt Rhule at Baylor.
- The Bears totaled 10 100-yard performances, all receiving, in 2018. Below is a breakdown of all eight so far in 2018.

Name	Opp.	Stats
JaMycal Hasty	ACU	102 rushing
John Lovett	ACU	115 rushing
Jalen Hurd	at UTSA	136 receiving
Denzel Mims	at UTSA	133 receiving
Jalen Hurd	at OU	104 receiving
Denzel Mims	at OU	114 receiving
Trestan Ebner	K-State	100 rushing
Jalen Hurd	K-State	135 receiving

GALITZ BACK WITH A VENGEANCE

- After tearing his ACL against K-State in 2017, Baylor senior punter is back with a vengeance in 2018. The Rowlett, Texas native is first in the Big 12 with a 44.04 punting average (22nd, NCAA).
- With his strong play, Baylor is third in the Big 12 and 25th nationally in net punting - 40.61 yards.
- Galitz has had nine punts downed inside the 20 and seven punts of 50+ yards with a long of 60 yards.
- For his efforts, Galitz was named Big 12 Special Teams Player of the Week on Sept. 24.

RECORD BREAKDOWN

Current Streak	Win 1
Current Home Streak	Win 2
Current Away Streak	Loss 1
Last Win	37-34 vs. Kansas St. (10/6/18)
Last Home Win	37-34 vs. Kansas St. (10/6/18)
Last Away Win	37-20 at UTSA (9/8/18)
Last Loss	66-33 at #6/5 Oklahoma (9/29/18)
Last Home Loss	40-27 vs. Duke (9/15/18)
Last Away Loss	66-33 at #6/5 Oklahoma (9/29/18)

RHULE BY THE NUMBERS

	2018	Under Rhule
Home	3-1	3-6
Road	1-1	2-6
Neutral	0-0	0-1
Natural Grass	0-1	0-3
Artificial Turf	4-1	5-10
Day Games	2-2	3-10
Night Games	2-0	2-3
Televised Games	4-2	5-13
vs. AP Ranked Opponents	0-1	0-5
August	0-0	0-0
September	3-2	3-7
October	1-0	1-3
November	0-0	1-3
December	0-0	0-0
January	0-0	0-0
Leading at Halftime	3-0	4-0
Trailing at Halftime	1-2	1-11
Tied at Halftime	0-0	0-2
Scoring First	4-0	4-5
Opponent Scoring First	0-2	1-8
Score < 20 Points	0-0	0-4
Score 20+ Points	1-1	1-5
Score 30+ Points	2-1	3-2
Score 40+ Points	1-0	1-2
Opponent Scores < 20 Points	2-0	3-1
Opponent Scores 20+ Points	1-0	1-1
Opponent Scores 30+ Points	1-0	1-5
Opponent Scores 40+ Points	0-2	0-6
Gain < 20 First Downs	0-0	0-5
Gain 20+ First Downs	4-2	5-8
Opponent Gains < 20 First Downs	3-0	4-3
Opponent Gains 20+ First Downs	1-2	1-10
More Rushing Yards Than Opponent	2-0	2-3
Fewer Rushing Yards Than Opponent	2-2	3-10
Rush For < 100 Yards	1-1	1-6
Rush For 100+ Yards	3-1	4-7
Opponent Rushes For < 100 Yards	1-0	1-1
Opponent Rushes For 100+ Yards	3-2	5-11
More Passing Yards Than Opponent	4-1	5-6
Fewer Passing Yards Than Opponent	0-1	0-7
Pass For < 200 Yards	0-0	0-3
Pass For 200+ Yards	4-2	5-10
Opponent Passes For < 200 Yards	3-1	4-5
Opponent Passes For 200+ Yards	1-1	1-8
More Total Yards Than Opponent	4-1	5-4
Fewer Total Yards Than Opponent	0-1	0-9
Gain < 300 Total Yards	0-0	0-2
Gain 300+ Total Yards	4-2	5-11
Opponent Gains < 300 Total Yards	2-0	3-0
Opponent Gains 300+ Total Yards	2-2	2-13
Commit No Turnovers	1-0	2-1
Commit < 3 Turnovers	3-2	4-8
Commit 3 or + Turnovers	0-0	0-5
Force < 3 Turnovers	3-2	4-13
Force 3 or + Turnovers	1-0	1-0
Commit < 6 Penalties	2-0	2-2
Commit 6 or + Penalties	2-2	3-11
3rd Down % < 25	1-0	1-5
3rd Down % 25-49	0-2	1-7
3rd Down % 50+	3-0	3-1
Opponent 3rd Down % < 25	0-0	1-1
Opponent 3rd Down % 25-49	3-1	3-9
Opponent 3rd Down % 50+	1-1	1-3
Trail Time of Possession	1-0	1-4
Lead Time of Possession	3-2	4-9
Overtime Games	0-0	0-0

GAME 6 - K-STATE BAYLOR IN THE NFL - 2018

NAME	POS.	TEAM
Andrew Billings	DT	Cincinnati Bengals
Matt Bryant	K	Atlanta Falcons
Rico Gathers	TE	Dallas Cowboys
Josh Gordon	WR	New England Patriots
Robert Griffin III	QB	Baltimore Ravens
Bryce Hager	LB	Los Angeles Rams
Xavien Howard	CB	Miami Dolphins
Jon Weeks	LS	Houston Texans
Terrance Williams	WR	Dallas Cowboys

• Nine former Bears earned spots on NFL rosters for the 2018 season as of Sept. 4.

• Former Bears **Kyle Fuller** (Houston) and **Spencer Drango** (LA Chargers) are practice squad members.

• Baylor had 19 former lettermen with NFL teams during the 2018 preseason, representing 13 different NFL teams.

• Baylor has had 21 players selected in the first round including four players selected No. 2 overall with Robert Griffin III the most recent selection at No. 2 by the Washington Redskins in 2012.

• The Bears have had 126 players drafted overall since 1970 and 40 players compete in the Super Bowl including Atlanta Falcon **Matt Bryant** in Super Bowl LI.

TRACKING BAYLOR IN THE TOP 25

WEEK	W/L	AP	COACHES	CFP
PRE	0-0	—	—	—
1	1-0	—	—	—
2	2-0	—	—	—
3	2-1	—	—	—
4	3-1	—	—	—
5	3-2	—	—	—
6	4-2	—	—	—

BAYLOR WHEN RANKED...

Baylor as a ranked team: 111-55-2

Ranked Baylor vs. ranked opponent: 23-29-1

Baylor vs. ranked opponents: 54-180-6

Baylor vs. No. 1-ranked opponents: 0-11-1

Baylor vs. Top 10 opponents: 18-92-2

2018 BAYLOR FOOTBALL GAME NOTES

MORE OFFENSIVE SUPERLATIVES

- Baylor is averaging 499.5 yards of total offense over its first six games, that mark is fifth in the Big 12 and 16th among FBS schools.
- Hurd ranks 15th nationally with 7.0 receptions per game, Mims is 25th at 6.4 per game.
- The Bears are one of three Big 12 teams with four players with multiple rushing touchdowns (Charlie Brewer, JaMycal Hasty, John Lovett and Jalen Hurd). Brewer is third among B12 QB's with four rushing scores.
- JaMycal Hasty leads all Big 12 running backs with 18 receptions on the season. He has 46 in his career.
- Forty-four FBS teams have at least one receiver with 30-plus catches so far this season, but Baylor is one of just eight to have two receivers with 30-or-more catches.
- The eight schools are Baylor, Ball State, Colorado State, Hawaii, North Carolina State, Ohio State, Texas and Washington State.
- Hurd and Mims have combined for 74 catches, 999 yards and six scores through six weeks.

HURD'S SUPER CAREER

- Senior wide receiver Jalen Hurd enjoyed a strong career at Tennessee before transferring to Waco and sitting out the 2017 season.
- The Nashville, Tenn. native ranks 9th among active FBS players with 3,792 all-purpose yards in his career.
- Hurd ranks 5th among active players with 608 career rushing attempts, 14th with 2,737 rushing yards & 24th with 22 rushing touchdowns. The senior's 31 career touchdowns ranks 11th among all active players in FBS.
- Hurd has three 100-yard receiving games in 2018, including back-to-back games against OU and K-State.
- The senior scored both a rushing and receiving touchdown at Oklahoma, the third time in his career that he accomplished the feat. and first since October 31, 2015 at Kentucky.

RHULE TEAMS IN YEAR TWO

- Baylor head coach Matt Rhule has experienced rebuilding projects in his career before and his time at Temple is very similar to year one in Waco.
- After posting a 2-10 mark in 2013 with the Owls, Rhule guided the program to a 6-6 mark & bowl eligibility.
- Baylor finished 2017 with a 1-11 mark, but with a large contingent of returning talent the Bears boast one of the nation's most experienced rosters entering 2018 with a chance to make a big jump in year two.
- The Bears opened 2018 with victories in three of the first four games including a Big 12 opening day victory over Kansas.

OFFENSIVE LINE DUO HAS BIG OPPORTUNITY

- Senior offensive linemen Blake Blackmar and Pat Lawrence have been anchors on the Baylor offensive line for the last two-plus seasons.
- Lawrence has made 31 consecutive starts, while Blackmar has been a starter in 30-straight games. The duo has each played in 44 games in their careers.
- With a full season of 12-or-more games, Blackmar and Lawrence could both reach Baylor's all-time top 10 for games played. Below is the full list.

ALL-TIME TOP 10 GAMES PLAYED

Rk	Name	Games
1.	Jerod Monk (2009-13)	53
2.	Kyle Fuller (2013-16)	52
	Aaron Jones (2010-13)	52
	Chris McAllister (2010-13)	52
	Brody Trahan (2010-13)	52
6.	Pat Levels (2013-16)	51
	Pat Colbert (2012-15)	51
	Cyril Richardson (2010-13)	51
9.	Beau Blackshear (2012-15)	50
	Ahmad Dixon (2010-13)	50
	Sam Holl (2010-13)	50
	Cameron Kaufhold (2009-12)	50
	Jarred Salubi (2009-12)	50
	Lanear Sampson (2009-12)	50
	Terrance Williams (2009-12)	50
	Kendall Wright (2008-11)	50
--	Blake Blackmar (2015-current)	44
--	Pat Lawrence (2015-current)	44

MCLANE QUARTERLY SCORING BREAKDOWN

- Baylor holds the scoring advantage in all four quarters of its four home games so far in 2018. The Bears are out-scoring visitors 73-62 in home first halves. In 2017, BU was out-scored 18.7 to 10.9 in the first half.
- The Baylor defense kicks it up a notch in the second half at home, where it has allowed only 51 points in eight quarters in the second half at McLane Stadium.
- Baylor has also registered two fourth quarter shutouts against ACU and Kansas.

2018 ROSTER FEATURES 14 GRADUATES

- Preparing Champions for Life is not just a slogan at Baylor and coach Matt Rhule's team is proving it. The 2018 Baylor roster features 14 college graduates including three graduate transfers.
- The list of graduates are as follows: JaMycal Hasty, Jamie Jacobs, Lenoy Jones, Jr., Xavier Jones, Ira Lewis, Josh Malin, Ross Maticcik, Jalan McClendon, Chris Platt, Greg Roberts, Owen Rogers, Derrek Thomas, Verkedric Vaughns, Trevor White.
- Ten other members of the Baylor roster are scheduled to graduate in December.

BEARS IN STRIKING DISTANCE LATE IN GAMES

- Despite a disappointing 2017 season, Baylor had a chance late in seven of its 11 losses. Baylor had two losses by three points or less, four by eight or less and eight by 14 or less.

Opp.	Situation	Result
Liberty	Trail 48-45, 00:32 4Q	Interception
UTSA	Trail 17-10, 2:08 4Q	Turnover on Downs
at Duke	Trail 24-20, 11:44 4Q	Pick-Six makes it 31-20
Oklahoma	Trail 35-31, 15:00 4Q	Punt
Oklahoma	Trail 49-41, 1:41 4Q	Sack Fumble
at K-State	Trail 20-13, 2:16 3Q	Bad snap leads to fumble at BU 14
West Virginia	Trail 38-30, 4:34 4Q	Touchdown, failed two-point conversion
Iowa State	Trail 20-13, 6:25 3Q	Fumble at ISU 3
Iowa State	Trail 20-13, 12:22 4Q	Punt

MARQUES JONES EXCELS ON FIELD AND IN CLASSROOM

- Baylor sophomore Marques Jones was a jack of all trades for the Bears on the gridiron in 2017. The McKinney, Texas native saw time at cornerback and wide receiver in addition to special teams duties as he bounced from both sides of the ball due to a tough run of Baylor injuries.
- In addition to two tackles and a fumble recovery on defense and three catches on offense, Jones earned a 3.98 GPA in Electrical and Computer Engineering and was honored as a 2018 Gerald Lage Academic Achievement Award from Big 12.
- Jones was awarded with a scholarship at the conclusion of fall camp in 2018. He made his second career start in the opener with ACU and scored his first career touchdown. He has 10 rec. for 105 yards in 2018.

MULTIPLE TURNOVERS EQUALS WINS

- Matt Rhule defenses have forced two or more turnovers in 27 of 68 (39.7%) career games.
- His teams own a 19-8 record with 2+ turnovers forced, and have won 14 of the last 18 when doing so.
- Rhule's teams are 7-0 when forcing 4+ turnovers and 10-3 when creating 3+.
- His teams are 21-4 in games where they have a positive turnover margin, including the 2018 win over K-State.

BAYLOR LEADS POWER 5 IN TEXAS RECRUITS

- Under the direction of head coach Matt Rhule, Baylor has placed a strong emphasis on recruiting within the borders of the state of Texas.
- During his first two recruiting classes the Bears have signed 37 players from Texas - the most of any Power 5 program ahead of Texas A&M (35), Texas (32), Texas Tech (27) and TCU (25).
- Baylor's 2018 class was ranked as high as No. 24 by ESPN, the third-highest ranked class in the Big 12.

PLATT GOING DEEP

- Senior wide receiver Chris Platt led the nation in receptions of 70+ yards in 2017 despite only playing in four games due to injury. For his career, he has five receptions of 70+ yards which is second most in Baylor history behind Melvin Bonner's six from 1989-92.

• Platt's 70-yard receptions at Baylor:

89	from Seth Russell vs. Oklahoma State (2016)
79	from Zach Smith at Duke (2017)
75	from Anu Solomon vs. Liberty (2017)
73	from Zach Smith at Duke (2017)
72	from Zach Smith vs. Oklahoma (2017)

2018 HONORS

Grayland Arnold, CB

2nd Team Preseason All-Big 12 (Phil Steele)
3rd Team Preseason All-Big 12 (Athlon)

Charlie Brewer, QB

PFF National Team of the Week (Sept. 9)
Earl Campbell Tyler Rose Week 2 Honorable Mention
2nd Team Preseason All-Big 12 (Lindy's, Athlon)
4th Team Preseason All-Big 12 (Phil Steele)
2nd Team All-Texas Offense (DCTF)

Jake Fruhmorgen, OL

4th Team Preseason All-Big 12 (Phil Steele)

Drew Galitz, P

Ray Guy Award Watch List
Big 12 Special Teams Player of the Week (Sept. 24)
1st Team Preseason All-Big 12 (Athlon)

JaMycal Hasty, RB

3rd Team Preseason All-Big 12 (Athlon)

Clay Johnston, LB

2nd Team Preseason All-Big 12 (Phil Steele)

Ira Lewis, DT

1st Team Preseason All-Big 12 (Phil Steele)
2nd Team Preseason All-Big 12 (Lindy's)
2nd Team All-Texas Defense (DCTF)
3rd Team Preseason All-Big 12 (Athlon)
Nagurski Trophy Watch List
Outland Trophy Watch List

John Lovett, RB

Earl Campbell Tyler Rose Week 1 Honorable Mention

Connor Martin, PK

3rd Team Preseason All-Big 12 (Athlon)
4th Team Preseason All-Big 12 (Phil Steele)
Lou Groza Award Watch List

Ross Maticcik, LS

2nd Team Preseason All-Big 12 (Phil Steele)

Denzel Mims, WR

1st Team Preseason All-Big 12 (Phil Steele, Lindy's, Athlon)
1st Team All-Texas Offense (DCTF)
Biletnikoff Award Watch List
The Earl Campbell Tyler Rose Award Watch List

Tony Nicholson, PR

4th Team Preseason All-Big 12 (Phil Steele)

Chris Platt, WR

2nd Team All-Texas Offense (DCTF)

Sam Tecklenburg, C

3rd Team Preseason All-Big 12 (Phil Steele)
Rimington Award Watch List

CAREER RECORDS UPDATE

RECEIVING

YARDS

CAREER LEADERS

PLAYER	SEASONS	REC	AVG	YDS
1. Kendall Wright	2008-11	302	13.26	4,004
2. Terrance Williams	2009-12	202	16.50	3,334
3. KD Cannon	2014-16	195	15.96	3,113
4. Tevin Reese	2010-13	187	16.59	3,102
5. Corey Coleman	2013-15	173	17.39	3,009
6. Gerald McNeil	1980-83	163	16.26	2,651
7. Reggie Newhouse	1999-02	183	13.95	2,552
8. Antwan Goodley	2011-14	150	15.77	2,366
9. Lawrence Elkins	1962-64	144	14.54	2,094
10. Melvin Bonner	1989-92	92	21.57	1,984
11. Trent Shelton	2003-06	155	12.76	1,978
12. Dominique Zeigler	2003-06	166	11.58	1,923
13. Lanear Sampson	2009-12	165	11.55	1,905
14. Jay Lee	2012-15	101	16.83	1,700
15. Levi Norwood	2011-14	128	12.70	1,626
16. David Gettis	2006-09	116	13.41	1,555
17. Matt Clark	1984-87	81	18.27	1,480
18. Robert Quiroga	2000-03	131	11.28	1,478
19. Denzel Mims	2016-current	97	16.08	1,560
20. Bruce Davis	1980-83	71	19.62	1,393
21. Charles Dancer	1972-73	87	15.98	1,390
22. Chris Platt	2015-current	79	17.12	1,354

RECEPTIONS

CAREER LEADERS

PLAYER	SEASONS	YDS	AVG	REC
1. Kendall Wright	2008-11	4,004	13.26	302
2. Terrance Williams	2009-12	3,334	16.50	202
3. KD Cannon	2014-16	3,113	17.57	195
4. Tevin Reese	2010-13	3,102	16.59	187
5. Reggie Newhouse	1999-02	2,552	13.95	183
--				
16. David Gettis	2006-09	1,555	13.41	116
17. Jay Lee	2012-15	1,700	16.83	101
18. Kalief Muhammad	1993-96	1,300	13.27	98
19. Denzel Mims	2016-current	1,560	16.08	97
20. Melvin Bonner	1989-92	1,984	21.57	92
Thomas White	2005-08	1,194	12.98	92
-- Chris Platt	2015-current	1,354	17.12	79

RECEPTIONS OF 70+ YARDS

CAREER LEADERS

PLAYER	SEASONS	TOTAL
1. Melvin Bonner	1989-92	6
2. Terrance Williams	2009-12	5
Chris Platt	2015-current	5
4. KD Cannon	2014-16	3
Corey Coleman	2013-15	3
6. Tevin Reese	2010-13	2
Antwan Goodley	2011-14	2
Denzel Mims	2016-current	2
9. 32 times		1

PASSING

COMPLETION PERCENTAGE

CAREER LEADERS MINIMUM 250 ATTEMPTS

PLAYER	SEASONS	ATT	CMP	PCT
1. Robert Griffin III	2008-11	1,192	800	.671
-- Charlie Brewer	2017-	410	271	.661
2. Bryce Petty	2011-14	845	530	.627
3. Nick Florence	2009-12	754	466	.618
4. Shawn Bell	2003-06	914	559	.612

RUSHING

YARDS

CAREER LEADERS

PLAYER	SEASONS	ATT	AVG	YDS
1. Shock Linwood	2013-16	713	5.91	4,213
2. Walter Abercrombie	1978-81	732	5.01	3,665
3. Jerod Douglas	1994-97	522	5.39	2,811
4. Jay Finley	2007-10	478	5.56	2,660
5. Alfred Anderson	1980-83	554	4.38	2,424
--				
30. Gary Lacy	1972-73	314	4.25	1,335
31. Jarred Salubi	2009-12	250	5.23	1,308
32. Devin Chafin	2013-15	222	5.68	1,261
33. Bradford Lewis	1991-94	324	3.80	1,230
34. JaMycal Hasty	2016-current	243	5.03	1,222
35. Mathew Williams	1970-71	339	3.48	1,180
36. Gary Blair	1976-77	292	4.01	1,170
37. Brandon Whitaker	2003-07	275	4.25	1,169
38. Allen Rice	1982-83	238	4.25	1,011
-- John Lovett	2017-current	142	4.77	678

SCORING

FIELD GOALS MADE

CAREER LEADERS

PLAYER	SEASONS	PCT	FGA	FGM
1. Aaron Jones	2010-13	.628	94	59
2. Jeff Ireland	1988-91	.563	80	45
3. Terry Syler	1985-88	.731	52	38
4. Chris Callahan	2014-16	.667	54	36
5. Connor Martin	2016-current	.829	41	32

FIELD GOAL PERCENTAGE

CAREER LEADERS MINIMUM 8 MADE

PLAYER	SEASONS	FGM	FGA	PCT
1. Connor Martin	2016-current	29	35	.780
2. Terry Syler	1985-88	38	52	.731
3. Ryan Havens	2003-06	27	37	.730

CAREER LEADERS

PLAYER	SEASONS	FG	PAT	PTS
1. Aaron Jones	2010-13	59	274	451
2. Chris Callahan	2014-16	36	211	319
3. Terry Syler	1985-88	38	101	215
4. Jeff Ireland	1988-91	45	78	213
5. Robert Bledsoe	1977-80	31	111	204
6. Jarvis Van Dyke	1993-95	29	110	197
7. Marty Jimmerson	1981-84	31	88	181
8. Connor Martin	2016-current	32	55	151

PUNTING

YARDS PER PUNT

CAREER LEADERS MINIMUM 100 PUNTS

PLAYER	SEASONS	P	YDS	AVG
1. Daniel Sepulveda	2003-06	277	12,531	45.24
2. Spencer Roth	2011-14	164	7,170	43.72
3. Buzzy Sawyer	1983-85	170	7,385	43.44
4. Derek Epperson	2007-10	224	9,572	42.75
5. Kyle Atteberry	1997-99	221	9,404	42.55
-- Drew Galitz	2015-current	138	5,836	42.29
6. Luke Prestridge	1976-78	180	7,602	42.23
8. Adam Stiles	2000-01	151	6,336	41.96
9. Pete Rutter	1986-89	191	7,929	41.51
10. Ed Marsh	1968-70	206	8,551	41.51
11. Ty Atteberry	1993-96	165	6,844	41.48

DEPTH CHART VS. K-STATE

OFFENSE

WR	14 CHRIS PLATT (5-11, 170, SR.)
	84 Marques Jones (6-2, 204, Jr.)
	81 Tyquan Thornton (6-3, 165, Fr.)
WR	5 JALEN HURD (6-4, 217, SR.)
	21 Josh Fleeks (5-11, 181, Fr.)
LT	63 JAKE FRUHMORGEN (6-6, 293, JR.)
	75 Eleasah Anderson (6-4, 306, R-Fr.)
LG	57 JOHNCARLO VALENTIN (6-4, 332, JR.)
	53 Jason Moore (6-3, 288, R-Fr.)
C	52 SAM TECKLENBURG (6-4, 306, Jr.)
	64 Ryan Miller (6-2, 290, So.)
RG	72 BLAKE BLACKMAR (6-5, 326, SR.)
	65 Christian Beard (6-3, 298, Sr.)
RT	77 PATRICK LAWRENCE (6-6, 311, SR.)
	76 Connor Galvin (6-7, 279, Fr.)
TE	87 CHRISTOPH HENLE (6-6, 251, FR.)
	82 Tyler Henderson (6-4, 244, R-Fr.)
WR	15 DENZEL MIMS (6-3, 208, JR.)
	17 Pooh Stricklin (6-2, 185, Jr.)
QB	12 CHARLIE BREWER (6-1, 202, SO.) OR
	19 JALAN MCCLENDON (6-5, 219, SR.)
	11 Gerry Bohanon (6-3, 224, Fr.)
RB	6 JAMYCAL HASTY (5-9, 211, JR.)
	25 Trestan Ebner (5-11, 203, So.)

DEFENSE

END	52 GREG ROBERTS (6-5, 264, SR.)
	43 James Lockhart (6-3, 261, Jr.)
NT	9 IRA LEWIS (6-3, 290, SR.)
	90 Tyrone Hunt (6-4, 300, Jr.)
DT	93 JAMES LYNCH (6-4, 285, SO.)
	99 Bravvion Roy (6-1, 330, Jr.)
RUSH	48 BJ THOMPSON (6-6, 222, SO.)
	40 Deonte Williams (6-1, 223, So.)
WLB	38 JORDAN WILLIAMS (6-0, 220, JR.)
	24 Jalen Pitre (6-0, 206, So.)
MLB	44 CLAY JOHNSTON (6-1, 226, JR.)
	26 Terrel Bernard (6-2, 220, R-Fr.)
SLB	21 BLAKE LYNCH (6-3, 213, JR.)
	41 Jake Copeland (6-0, 206, So.)
CB	23 DERREK THOMAS (6-3, 196, SR.)
	27 Kalon Barnes (6-0, 179, Fr.)
RS	1 VERKEDRIC VAUGHNS (5-10, 193, SR.)
	22 JT Woods (6-2, 183, Fr.)
LS	3 CHRIS MILLER (6-0, 188, JR.)
	29 Christian Morgan (6-1, 200, Fr.)
CB	31 HARRISON HAND (6-0, 192, SO.)
	13 Raleigh Texada (5-10, 176, So.)

SPECIAL TEAMS

FG	96 CONNOR MARTIN (5-9, 173, JR.)
	36 Drew Galitz (6-0, 221, Sr.)
KO	36 DREW GALITZ (6-0, 221, SR.)
	89 Jay Sedwick (6-0, 196, So.)
P	36 DREW GALITZ (6-0, 221, SR.)
	97 Issac Power (6-1, 208, Fr.)
KR	14 CHRIS PLATT (5-11, 170, SR.)
	21 Josh Fleeks (5-11, 181, Fr.)
PR	5 JALEN HURD (6-4, 217, SR.)
	14 Chris Platt (5-11, 170, Sr.)
LS	46 ROSS MATISCICK (6-0, 230, JR.)
SS	51 CHRIS LUTZEL (5-9, 191, JR.)
H	36 DREW GALITZ (6-0, 221, SR.)
	89 Jay Sedwick (6-0, 196, So.)

CAREER STARTS

34	Jalen Hurd (29)
31	Blake Blackmar, Patrick Lawrence
25	Ira Lewis
21	Sam Tecklenburg
20	Chris Platt, Greg Roberts
18	Denzel Mims
15	Grayland Arnold
14	Clay Johnston
13	Verkedric Vaughns
12	Jake Fruhmorgen (9), Harrison Hand, Blake Lynch
11	Tyrone Hunt, Xavier Newman
10	Charlie Brewer, Jordan Williams
9	Henry Black, Jalen Pitre, Bravvion Roy
8	JaMycal Hasty
7	Chris Miller, Derrek Thomas (3)
6	James Lynch
5	Marques Jones, John Lovett, Pooh Stricklin
4	Gavin Holmes, Jameson Houston, Xavier Jones, Deonte Williams
3	Jared Atkinson, Josh Malin, BJ Thompson
2	Eleasah Anderson, Kyle Boyd, Christoph Henle, Lenoy Jones Jr., James Lockhart, Ross Maticcik, Ryan Miller, Raleigh Texada, Johncarlo Valentin
1	Kalon Barnes, Christian Beard, Josh Fleeks, Jairon McVea, Christian Morgan, Rob Saulin, RJ Sneed

CONSECUTIVE STARTS

31	Patrick Lawrence
30	Blake Blackmar
18	Ira Lewis, Sam Tecklenburg
17	Denzel Mims
12	Chris Platt
10	Charlie Brewer
9	Jordan Williams

CAREER GAMES PLAYED

44	Blake Blackmar, Pat Lawrence
40	Verkedric Vaughns
39	Jalen Hurd (33)
37	Drew Galitz
36	Ira Lewis, Chris Platt
35	Greg Roberts
32	Derrek Thomas (26)
31	Ross Maticcik, Sam Tecklenburg, Jordan Williams
30	Chris Lutzel
29	Henry Black
28	Jameson Houston, Blake Lynch, Josh Malin, Denzel Mims
27	Tyrone Hunte, Bravvion Roy
26	Kyle Boyd, JaMycal Hasty, Clay Johnston,
25	Jared Atkinson, Jalen McClendon (20), Chris Miller, Pooh Stricklin
24	Grayland Arnold, Jake Fruhmorgen (19), Xavier Jones
22	Lenoy Jones Jr., James Lockhart (16), Trevor White
20	Connor Martin
18	Harrison Hand, Marques Jones, Jalen Pitre
17	Trestan Ebner, James Lynch
16	John Lovett, Jairon McVea, Ryan Miller
15	Xavier Newman, Deonte Williams
14	Charlie Brewer, Chad Kelly
12	BJ Thompson
10	Gavin Holmes
9	Terrel Bernard, Zeke Brown, Rob Saulin, Jay Sedwick
8	Christian Beard (2), Raleigh Texada
7	Koby Bullard, Russell Morrison, RJ Sneed
6	Kalon Barnes, Connor Galvin, Tyler Henderson, Christoph Henle, Christian Morgan, Chidi Ogbonnaya, Owen Rogers, Tyquan Thornton
5	Cody George, Josh Fleeks, Abram Smith
4	Eleasah Anderson, Jake Copeland, Johncarlo Valentin
3	Dru Dixon, Preston Heard, Dalton Justice, Ashton Logan, Jason Moore, Marje Smith
2	Henry Klinge
1	Zack Bennema, Khalil Keith, BJ Hanspard, Garret McGuire, Thor Rodoni, Ty Smith, Jim Threet, Sqwirl Williams

(Italics represent previous school total)

PRONUNCIATION GUIDE

ELEASAH Anderson	ELLY-aye-suh
GRAYLAND Arnold	GRAY-lund
KALON Barnes	KAY-lun
TERREL Bernard	TUH-rell
GERRY Bohanon	Gary
Trestan EBNER	EBB-nurr
Jake FRUHMORGEN	froo-MOHR-gen
Drew GALITZ	GAY-litz
CHRISTOPH HENLE	KRISS-toff HEN-lee
MARQUES Jones	MAR-kuss
XAVIER Jones	ex-AY-vee-uhr
KHALIL Keith	KUH-leal
Henry KLINGE	Cling
Josh MALIN	MAY-luhn
Ross MATISCICK	Mat-IZ-sick
JALAN McClendon	JAY-len

JAIRON MCVEA	JARE-un MICK-vay
XAVIER Newman	ex-AY-vee-uhr
CHIDI OGBONNAYA	CHEE-dee OH-buh-nye-uh
Frank OKAM	OH-cam
Jalen PITRE	PEE-tree
Thor RODONI	RUH-dohn-ee
BRAVVION Roy	BRAY-vee-on
Rob SAULIN	SALL-in
MARJE Smith	MAR-jay
BRALEN Taylor	BRAY-lin
RALEIGH TEXADA	RAW-lee tuh-HAH-duh
TYQUAN Thornton	tye-KWON
Johncarlo VALENTIN	Val-in-tine
VERKEDRIC Vaughns	vur-KED-rick

PLAYER SPOTLIGHTS



4
GRAYLAND ARNOLD
 CB • 5-10 • 183 • JR. • 2L
 KOUNTZE, TEXAS (KOUNTZE HS)

2018 (Junior): Has started two of four games this season (ACU, at UTSA) ... Made 2 tackles (both solo) vs. Kansas, including a big stop on fourth down ... Made 4 tackles (all solo) vs. ACU ... Did not record stats vs. Duke or at UTSA ... Physical, aggressive third-year defensive back ... 2018 second team preseason All-Big 12 (Phil Steele) ... 2018 third team preseason All-Big 12 (Athlon).

ARNOLD CAREER STATISTICS

DEFENSIVE									
YEAR	G/GS	UT	AT	TT	TFL-YD	QBS-YD	FF/FR	PBU	INT-YD
2016	11/4	17	3	20	2.0-10	0-0	0/0	4	0-0
2017	9/9	26	9	35	3.0-8	0-0	1/1	7	1-20
2018	4/2	6	0	6	0-0	0-0	0/0	0	0-0
CAREER	24/15	49	12	61	5.0-18	0-0	1/1	11	1-20

CAREER BESTS

Tackles: 6 vs. Texas Tech (11/11/17); at TCU (11/24/17)
Solo Tackles: 5 at TCU (11/24/17)
Tackles-For-Loss: 2 vs. Boise State (12/27/16)
Interceptions: 1 vs. Texas (10/28/17)
Forced Fumbles: 1 at Oklahoma State (10/14/17)
Fumble Recoveries: 1 at Oklahoma State (10/14/17)
Pass Breakups: 2 at WVU (12/3/16); vs. ISU (11/18/17)



16
JARED ATKINSON
 WR • 6-3 • 219 • JR. • 1L
 MESQUITE, TEXAS (HORN HS)

2018 (Junior): Tossed second career pass to QB Charlie Brewer for a gain of 36 yards vs. UTSA ... Made his first start of the year vs. Duke ... Has also lined up on defense vs. ACU and UTSA ... Made an appearance vs. Duke but did not record any stats ... Ranks tied for 12th among active Baylor players with 25 career games played.

ATKINSON CAREER STATISTICS

RECEIVING						
YEAR	G/GS	REC	YD	AVG	TD	LP/OPPONENT
2016	9/0	4	44	11.0	0	20/at West Virginia
2017	12/2	5	73	14.6	0	25/at TCU
2018	4/1	0	0	0.0	0	0/0
CAREER	25/3	9	117	13.0	0	25/at TCU

CAREER BESTS

Receptions: 3 at TCU (11/24/17)
Receiving Yards: 49 at TCU (11/24/17)
Touchdowns: N/A
Longest Reception: 25 at TCU (11/24/17)
100-Yard Games: Season (0); Career (0)
200-Yard Games: Season (0); Career (0)



27
KALON BARNES
 WR/CB • 6-0 • 179 • FR. • HS
 SILSBEE, TEXAS (SILSBEE HS)

One of the fastest player in the nation, regardless of class ... all conditions 100 meter personal best of 10.04 ... 200m PR is 20.55 ... won Texas high school 100 and 200 meter titles in both 2017 and 2018 ... nickname is "Boogie."

2018 (Freshman): Made his first collegiate start vs. Kansas State (10/6) at corner ... Finished with 1 tackle and had 1 of Baylor's 2 pass breakups on the day ... Made his career debut vs. Abilene Christian (9/1) at corner ... Has played in all five games so far on the season, making one tackle vs. ACU, UTSA and Duke ... Made an appearance vs. Kansas but did not record a stat ... Made an appearance at OU but did not record a stat.

BARNES CAREER STATISTICS

DEFENSIVE									
YEAR	G/GS	UT	AT	TT	TFL-YD	QBS-YD	FF/FR	PBU	INT-YD
2018	6/1	3	2	5	0-0	0-0	0/0	1	0-0

RECEIVING

YEAR	G/GS	REC	YD	AVG	TD	LP/OPPONENT
2018	6/1	0	0	0	0	0/0

DEFENSIVE CAREER BESTS

Tackles: 1, four times, last vs. Kansas State (10/6/18)
Solo Tackles: 1, 2x, last vs. Kansas State (10/6/18)
Tackles-For-Loss: N/R
Interceptions: N/R
Forced Fumbles: N/R
Fumble Recoveries: N/R
Pass Breakups: 1, vs. Kansas State (10/6/18)

RECEIVING CAREER BESTS

Receptions: N/R
Receiving Yards: N/R
Touchdowns: N/A
Longest Reception: N/R
100-Yard Games: N/R
200-Yard Games: N/R



26
TERREL BERNARD
 LB • 6-1 • 210 • R-FR. • HS
 LA PORTE, TEXAS (LA PORTE HS)

2018 (RS Freshman): Has appeared in all six games so far on the season ... Had seven tackles in back-to-back-back games (vs. UTSA, vs. Duke, vs. Kansas) ... Had 5 tackles with one half TFL at Oklahoma ... Made his career debut vs. Abilene Christian ... recorded his first-career interception with a return for 28 yards vs. ACU and finished with one tackle ... recorded his first-career sack for 12 yards at UTSA (9/8).

BERNARD CAREER STATISTICS

DEFENSIVE									
YEAR	G/GS	UT	AT	TT	TFL-YD	QBS-YD	FF/FR	PBU	INT-YD
2018	6/0	13	14	27	2.5-14	1.0/12	0/0	0	1-28

PLAYER SPOTLIGHTS

CAREER BESTS

Tackles: 7, three times, last vs. Kansas (9/22/18)
Solo Tackles: 5 vs. Kansas (9/22/18)
Tackles-For-Loss: 1 twice, last vs. Kansas (9/22/18)
Sacks: 1 at UTSA (9/8/18)
Interceptions: 1 vs. ACU (9/1/18)
Forced Fumbles: N/A
Fumble Recoveries: N/A
QB Hurries: N/A



8 HENRY BLACK

S • 6-0 • 200 • JR. • 1L
SHREVEPORT, LA. (WOODLAWN HS)

2018 (Junior): Has appeared in all six games this season, starting the first three games of the season at LB ... Collected his first-career sack and TFL vs. Kansas State (10/6) ... Made five tackles (three solo) vs. ACU ... Collected three tackles (two solo) at UTSA ... Tied for eighth among active Baylor leaders in career games played with 29 ... Did not make an appearance vs. Kansas ... Selected by his teammates for a single-digit number in 2018.

BLACK CAREER STATISTICS

DEFENSIVE									
YEAR	G/GS	UT	AT	TT	TFL-YD	QBS-YD	FF/FR	PBU	INT-YD
2015									
				redshirt					
2016	13/0	6	2	8	0-0	0-0	0/0	0	0-0
2017	12/6	13	12	25	0-0	0-0	0/0	0	1-0
2018	6/3	6	3	9	1.0-10	1.0-10	0/0	0	0-0
CAREER	31/9	25	17	42	1.0-10	1.0-10	0/0	0	1-0

CAREER BESTS

Tackles: 6 at Oklahoma (11/12/16)
Solo Tackles: 5 at Oklahoma (11/12/16)
Tackles-For-Loss: 1.0 vs. Kansas State (10/6/18)
Sacks: 1.0 vs. Kansas State (10/6/18)
Interceptions: 1 at Duke (9/16/17)
Forced Fumbles: N/A
Fumble Recoveries: N/A
Pass Breakups: N/A




47 KYLE BOYD

FB • 6-2 • 240 • JR. • 2L
MESQUITE, TEXAS (HORN HS)

2018 (Junior): Third-year fullback has appeared in three of four contests (vs. ACU, at UTSA, vs. Duke) so far on the season ... Moved to fullback during spring 2017 ... Originally signed with Baylor in 2011 before serving five years in the United States Marine Corps ... Enrolled at Baylor during summer 2016 ... 2017 Honorable Mention All-Big 12 (coaches).

BOYD CAREER STATISTICS

OFFENSIVE	
YEAR	G/GS
2016	11/0
2017	12/2
2018	3/0
CAREER	26/2



12 CHARLIE BREWER

QB • 6-1 • 202 • SO. • 1L
AUSTIN, TEXAS (LAKE TRAVIS HS)

Athletic, accurate, smart QB with good intangibles ... second team Preseason All-Big 12 (Lindy's, Athlon) ... fourth team Preseason All-Big 12 (Phil Steele) ... second team All-Texas (DCTF) ... 2017 Big 12 Co-Offensive Freshman of the Year (Coaches) ... Big 12 Offensive Freshman of the Year (Waco Trib and Athlon Sports) ... Moved into starting lineup in 2017 at Kansas (11/4) ... Enrolled January 2017 and completed spring 2017 practice ... Set national high school completion percentage record as all-state senior while winning state title ... Father, uncle and older brother all played quarterback in college.

2018 (Sophomore): Ranks fifth in the Big 12 in passing game average, 259.7 yards per game, sixth in pass efficiency, 140.1, sixth in total offense, 279.0 yards per game ... Had his streak of 165 pass attempts without throwing an interception snapped vs. Kansas State (10/6) ... Made his sixth start of the season, 10th of his career vs. Kansas State, throwing for 296 yards on 30-of-44 passing with 1 TD and 1 rushing TD, also rushed for a total of 10 yards ... At Oklahoma, throwing for 400 yards on 38-of-60 passing, threw 2 TD passes and rushed for 1 TD himself ... His 38 completions are second-most in program history, 60 pass attempts are tied for second-most in program history ... Kansas, throwing for 221 yards on 19-for-27 passing (70.4 percent completion percentage) and 3 TDs and 0 INTs, also rushed for a career-high 57 yards on 12 carries ... Against Duke was 14-for-26 for 175 yards ... Rushed for two touchdowns himself vs. Duke, his first and second rushing TDs of his career ... Pro Football Focus National Team of the Week (Sept. 10) ... His 328 yards passing are the second-most of his career ... The 300-yard passing performance is his fourth and he is the 5th player in program history to have four games of 300+ passing ... Made his second start of the season at UTSA, throwing for 328 yards on 23-of-34 passing with 1 TD and one reception of 36 yards ... Earned the start vs. ACU to open up the 2018 season ... Was 8-for-15 for 138 yards and 1 INT and a long of 55 yards.

BREWER CAREER STATISTICS

PASSING										
YEAR	G/GS	CMP	ATT	PCT	YDS	INT	TD	EFF.	LP/OPPONENT	
2017	8/4	139	204	68.1	1,562	4	11	146.33	58/at TCU (TD)	
2018	6/6	132	206	64.1	1,558	2	9	140.1	55/vs. ACU	
CAREER	14/10	271	410	66.1	3120	6	20	143.2	58/at TCU (TD)	

RUSHING

YEAR	G/GS	ATT	YD	AVG/A	TD	LP/OPPONENT
2017	8/4	65	166	2.6	0	51/at TCU
2018	6/6	52	116	2.2	4	16/at UTSA
CAREER	14/10	117	282	2.4	4	51/at TCU

CAREER BESTS

PASSING
Attempts: 63 vs. Texas Tech (11/11/17)
Completions: 43 vs. Texas Tech (11/11/17)
Yards: 417 vs. Texas Tech (11/11/17)
Touchdowns: 3, 4 times, vs. Kansas (9/22/18) at UTSA (9/8/18); at Kansas (11/4/17); vs. Texas Tech (11/11/17)
Longest Pass: 58 at TCU (11/24/17)
200-Yard Games: Season (4); Career (7) (Last vs. Kansas State 10/6/18)
300-Yard Games: Season (2); Career (5) (Last at Oklahoma 9/29/18)
400-Yard Games: Season (1); Career (2) (Last at Oklahoma 9/29/18)

RUSHING

Attempts: 13 vs. Texas (10/28/17)
Yards: 57 vs. Kansas (9/22/18)
Touchdowns: 2 vs. Duke (9/15/18)
Longest Rush: 51 at TCU (11/24/17)
100-Yard Games: Season (0); Career (0)
200-Yard Games: Season (0); Career (0)

PLAYER SPOTLIGHTS



38

KOBY BULLARD

FB • 6-1 • 231 • JR. • SQ
LA VERNIA, TEXAS (LA VERNIA HS)

2018 (Junior): Has appeared in all six games this season, but has not recorded a stat.

BULLARD CAREER STATISTICS

OFFENSIVE

YEAR	G/GS
2017	1/0
2018	5/0
CAREER	6/0



25

TRESTAN EBNER

RB • 5-11 • 203 • SO. • 1L
HENDERSON, TEXAS (HENDERSON HS)

Owns one career 100-yard rushing game (K-State, 2018) and one 100-yard receiving game (WVU, 2017).

2018 (Sophomore): Set a career-high in yards and carries as he rushed for exactly 100 yards on 17 carries with a long of 18 yards vs. K-State (10/6), was also his first 100-yard rushing performance of career ... Was one reception shy of tying his career-high at Oklahoma, with 5 receptions for 53 yards and 1 carry for 6 yards ... Had five carries for 20 yards (long of 10) vs. Kansas (9/22), also had one reception for 4 yards ... Had three carries for 11 yards and three receptions for 19 yards vs. Duke (9/15) ... Rushed once for five yards and had one reception for nine yards at UTSA (9/8) ... Rushed for 28 yards on 3 carries with 2 receptions for 39 yards vs. ACU.

EBNER CAREER STATISTICS

RUSHING

YEAR	G/GS	ATT	YD	AVG	TD	LP/OPPONENT
2017	11/0	23	121	5.3	2	40/WVU (TD)
2018	6/0	30	170	5.7	0	18/K-STATE
CAREER	17/0	53	291	5.5	2	40/WVU (TD)

RECEIVING

YEAR	G/GS	REC	YD	AVG	TD	LP/OPPONENT
2017	11/0	20	267	13.4	3	58/at TCU (TD)
2018	6/0	15	137	9.1	0	23/vs. ACU
CAREER	16/0	35	404	11.5	3	58/at TCU (TD)

CAREER BESTS

RUSHING

Attempts: 17 vs. Kansas State (10/6/18)
Yards: 100 vs. Kansas State (10/6/18)
Touchdowns: 1 at Oklahoma State (10/14/17); vs. West Virginia (10/22/17)
Longest Rush: 40 vs. West Virginia (10/22/17)
100-Yard Games: Season (1); Career (1) vs. Kansas State (10/6/18)
200-Yard Games: Season (0); Career (0)

CAREER BESTS

RECEIVING

Receptions: 6 at TCU (11/24/17)
Receiving Yards: 109 vs. West Virginia (10/22/17)
Touchdowns: 2 vs. West Virginia (10/22/17)
Longest Reception: 52 vs. West Virginia (10/22/17)

100-Yard Games: Season (1); Career (1) (Last vs. WVU 10/22/17)
200-Yard Games: Season (0); Career (0)
Receiving Yards: 50 vs. Oklahoma State (9/24/16)
Touchdowns: 1 vs. NSU (9/4/16); at Rice (9/16/16)
Longest Reception: 36 vs. Oklahoma State (9/24/16)



21

JOSH FLEEKS

WR • 5-11 • 181 • FR. • HS
DALLAS, TEXAS (CEDAR HILL HS)

2018 (Freshman): Has appeared in five of six games this season ... Returned 3 kickoffs for a total of 70 yards, long of 27 vs. Kansas State (10/6) ... In his first-career start at at Oklahoma, had 1 carry for 0 yards ... Had a career day vs. Kansas (9/22), with first career catch and first career TD reception, finished the day with 5 receptions for 65 yards and a long of 34 yards on his first career TD reception ... Against Duke (9/15) returned 5 kicks for 95 yards and a long of 41 yards ... Did not see action at UTSA (9/8) ... Made collegiate debut vs. ACU (9/1), rushing for 12 yards on two attempts ... Elite athlete that possesses the versatility to play every offensive skill position.

FLEEKS CAREER STATISTICS

RECEIVING

YEAR	G/GS	REC	YD	AVG	TD	LP/OPPONENT
2018	5/1	5	65	13.0	1	34/Kansas (9/22/18)

RUSHING

YEAR	G/GS	ATT	YD	AVG	TD	LP/OPPONENT
2018	5/1	4	10	2.5	0	6/ACU (9/1/18)

KICK RETURNS

YEAR	G/GS	NO	YD	TD	LONG	AVG/R
2018	5/1	8	165	0	41	20.6

ALL-PURPOSE

YEAR	G/GS	RUSH	RCV	PR	KR	TOTAL	AVG/G
2018	5/1	10	65	0	165	240	48.0

CAREER BESTS

RUSHING

Attempts: 2 vs. ACU (9/1/18)
Yards: 12 vs. ACU (9/1/18)
Touchdowns: N/A
Longest Rush: 6 yards vs. ACU (9/1/18)
100-Yard Games: Season (0); Career (0)
200-Yard Games: Season (0); Career (0)

RECEIVING

Receptions: 5 vs. Kansas (9/22/18)
Receiving Yards: 65 vs. Kansas (9/22/18)
Touchdowns: 1 vs. Kansas (9/22/18)
Longest Reception: 34 yards vs. Kansas (9/22/18)
100-Yard Receiving Games: N/A
200-Yard Receiving Games: N/A

PLAYER SPOTLIGHT



36

DREW GALITZ

P/K • 5-11 • 205 • SR. • 3L
ROWLETT, TEXAS (ROWLETT HS)

Senior two-time All-Big 12 punter ... 2018 Ray Guy Award Watch List ... 2018 first team preseason All-Big 12 (Athlon) ... Ranks fourth on team in career games played with 37 ... 2017 Ray Guy Award Watch List ... Honorable mention All-Big 12 following 2016 season ... Former prep All-American.

2018 (Senior): Leads the Big 12 in punting with an average of 44.0 yards per punt, good for 22nd nationally... Against K-State, had one punt for 51 yards and then had eight kickoffs for 462 yards for an average of 57.8 yards per kick with 5 touchbacks ... At Oklahoma, punted 5 times for 194 yards (38.8 average), long of 44 with 1 touchback and 1 downed within the 20, also had 5 kickoffs for 323 yards, 64.6 per kick and 3 touchbacks ... Earned Big 12 Special Teams Player of the Week honors for the first time in his career vs. Kansas, punted five times for 228 yards, average of 45.60 with a long of 58, with all 5 downed within the 20 for the first time in his career ... Also handled kickoff duties vs. Kansas, with 6 attempts for 388 yards and 3 touchbacks ... Punted six times for 288 total yards, average of 48.0 per kick with a long kick of 60 yards vs. Duke (9/15) ... On kickoffs vs. Duke, kicked off four times for 243 yards, average of 60.8 with 3 touchbacks ... Knocked his first 50-yard punt of the season at UTSA (9/8), averaged 41.3 yards on three total punts for 124 yards, downing two within the 20 ... Also handled kickoff duties, kicking off seven times for four touchbacks (454 total yards Punted three times for 128 total yards, average of 42.7 with a long of 45 vs. ACU (9/1).

GALITZ CAREER STATISTICS

PUNTING

YEAR	G	NO	YDS	AVG	50+	IN20	LP/OPPONENT
2015	13	40	1,627	40.7	7	11	61/Texas Tech
2016	13	54	2,246	41.6	6	12	62/Two times
2017	5	21	950	45.2	4	5	70/at Duke
2018	6	23	1013	44.0	7	9	60/vs. Duke
CAREER	37	138	5836	42.3	24	45	70/at Duke

KICKING

YEAR	G	KO	YDS	AVG	TB	OB
2015	1	0	0	N/A	0	0
2016	13	80	5,003	62.5	22	4
2017	5	24	1,414	58.9	8	2
2018	6	38	2,388	62.8	24	1
CAREER	37	142	8,805	62.0	49	7

PLACE-KICKING

YEAR	G/GS	PAT-A	PCT	FG-A	PCT	TP
2015	13/0	0-0	N/A	0-0	N/A	0
2016	13/0	0-0	N/A	0-1	.000	0
2017	5/0	0-0	N/A	0-0	N/A	0
2018	5/0	0-0	N/A	0-0	N/A	0
CAREER	36/0	0-0	N/A	0-1	.000	0

CAREER BESTS

PUNTING

Punts: 10 at TCU (11/27/15)
Punting Yards: 401 at TCU (11/27/15)
Longest Punt: 70 at Duke (9/16/17)



31

HARRISON HAND

CB • 6-0 • 192 • SO. • 1L
CHERRY HILL, N.J. (CHERRY HILL WEST HS)

Physical, athletic returning starter at corner ... emerged as starting corner during his freshman season in 2017 ... one career interception ... 2017 Honorable Mention All-Big 12 (coaches).

2018 (Sophomore): Has appeared in all six games this season and has started three games at corner vs. Duke (9/15), vs. Kansas (9/22), at Oklahoma (9/29) ... Made an appearance vs. K-State (10/6) but did not record a tackle ... Had 12 tackles (1 solo) at Oklahoma ... Made 2 tackles vs. Kansas ... Did not record a stat vs. Duke ... Made one tackle at UTSA (9/8) ... Appeared in the season opener vs. ACU but did not record a stat.

HAND CAREER STATISTICS

DEFENSIVE

YEAR	G/GS	UT	AT	TT	TFL-YD	QBS-YD	FF/FR	PBU	INT-YD
2017	12/9	31	11	42	0.5-0	0-0	0/0	9	1-0
2018	6/3	4	1	5	0-0	0-0	0/0	2	0-0
CAREER	18/12	35	12	47	0.5-0	0-0	0/0	11	1-0

CAREER BESTS

Tackles: 11 vs. Liberty (9/2/17)
Solo Tackles: 7 vs. Liberty (9/2/17); at Duke (9/16/17)
Tackles-For-Loss: 0.5 at Kansas State (9/30/17)
Interceptions: 1 at Kansas (11/4/17)
Forced Fumbles: N/A
Fumble Recoveries: N/A
Pass Breakups: 2 vs. Liberty (9/2/17); vs. OU (9/23/17); at OSU (10/14/17); vs. WVU (10/21/17)



6

JAMYCHAL HASTY

RB • 5-8 • 200 • JR. • 2L
LONGVIEW, TEXAS (LONGVIEW HS)

Elusive and quick third-year sophomore running back ... selected by his teammates for a single-digit jersey number in 2018.

2018 (Junior): Leads all Big 12 running backs in receptions ... Eclipsed 1,000 career rushing yards in the opener, the 38th man in BU history to reach ... Had 60 yards rushing on 9 carries, along with 2 receptions for 11 yards vs. K-State (10/6) ... Had 10 carries for 43 yards and 7 receptions (3rd most on team) for 42 yards at Oklahoma (9/29) ... Appeared in the 2nd half vs. Kansas (9/22), rushing for 60 yards on 5 attempts with a long of 38 ... Made his third start of the season vs. Duke (9/15), rushed for 13 yards on 3 attempts and made 4 receptions for 10 yards, had his first career punt return for a TD after Morgan blocked the punt and Hasty recovered and ran it in for his first TD of the day ... Hauled in first career TD reception for three yards at UTSA (9/8) ... Also rushed for a second TD on the day vs. UTSA ... Set a career-high mark for all-purpose yards with 169 (102 rush, 67 receiving) vs. ACU (9/1) ... 102 rushing yards vs. ACU is the second-best rushing performance of his career ... Rushed for a career-best 54-yard TD vs. ACU, finishing the day with two rushing TDs, also a career best ..

PLAYER SPOTLIGHTS

HASTY CAREER STATISTICS

RUSHING

YEAR	G/GS	ATT	YD	AVG	TD	LP/OPPONENT
2015			redshirt			
2016	12/0	119	623	5.2	3	31/at Rice
2017	8/3	76	314	4.1	1	41/Iowa State
2018	6/5	48	285	5.9	3	54/ACU (TD)
CAREER	26/8	243	1222	5.0	7	54/ACU (TD)

RECEIVING

YEAR	G/GS	REC	YD	AVG	TD	LP/OPPONENT
2015			redshirt			
2016	12/0	3	26	8.7	0	21/at Rice
2017	8/3	25	105	4.2	0	17/Texas Tech
2018	6/5	18	133	7.4	1	34/ACU
CAREER	26/8	46	264	5.7	1	34/ACU

CAREER BESTS

RUSHING

Attempts: 19 at Oklahoma (11/12/16)
Yards: 105 at Rice (9/16/16)
Touchdowns: 2, vs. ACU (9/1/18)
Longest Rush: 51 vs. ACU (9/1/18)
100-Yard Games: Season (1); Career (2) (Last 9/1/18 vs. ACU)
200-Yard Games: Season (0); Career (0)

CAREER BESTS

Receptions: 9 vs. Texas Tech (11/11/17)
Receiving Yards: 67 vs. ACU (9/1/18)
Touchdowns: 1 at UTSA (9/8/18)
Longest Reception: 34 vs. ACU (9/1/18)
100-Yard Games: Season (0); Career (0)
200-Yard Games: Season (0); Career (0)



82
TYLER HENDERSON
 TE • 6-4 • 244 • R-FR. • RS
 KYLE, TEXAS (LEHMAN HS)

2018 (RS Freshman): Made his collegiate debut vs. ACU (9/1), but did not record a stat ... Hauled in his first collegiate reception at UTSA (9/8) ... Made appearances vs. Duke (9/15), vs. Kansas (9/22) and at Oklahoma (9/29) but did not record a stat.

HENDERSON CAREER STATISTICS

RECEIVING

YEAR	G/GS	REC	YD	AVG	TD	LP/OPPONENT
2018	6/0	1	-1	-1/0	0	0/0

CAREER BESTS

Receptions: 1 vs. UTSA (9/8)
Receiving Yards: N/A
Touchdowns: N/A
Longest Reception: N/A
100-Yard Games: N/A



87
CHRISTOPH HENLE
 TE • 6-6 • 251 • FR. • HS
 INNSBRUCK, AUSTRIA (THE OAKRIDGE SCHOOL)

2018 (Freshman): Has appeared in all six games, making one start on the season ... Collected one reception for 9 yards at Oklahoma (9/29/18) ... Had a career-long reception for 13 yards vs. Kansas (9/22) ... Earned his first collegiate start at UTSA (9/15), hauled in one reception for a career-high 12 yards ... Made his collegiate debut vs. ACU (9/1), making one catch for seven yards ... originally from Innsbruck, Austria ... attended high school in Arlington, Texas ... spring 2018 Big 12 Commissioner's Honor Roll selection.

HENLE CAREER STATISTICS

RECEIVING

YEAR	G/GS	REC	YD	AVG	TD	LP/OPPONENT
2018	6/1	4	41	10.2	0	13/Kansas (9/22/18)

CAREER BESTS

Receptions: 1, four times, at Oklahoma (9/29/18), vs. Kansas (9/22); at UTSA (9/8/18); vs. ACU (9/1/18)
Receiving Yards: 13 vs. Kansas (9/22/18)
Touchdowns: N/A
Longest Reception: 13 vs. Kansas (9/22/18)
100-Yard Games: N/A



90
TYRONE HUNT
 DT • 6-4 • 285 • SO. • 1L
 ARP, TEXAS (ARP HS)

Third-year sophomore defensive lineman ... In the mix at defensive tackle ... Saw action in all 13 games as redshirt freshman with five starts ... 2016 Motel 6 Cactus Bowl Defensive MVP.

2018 (Junior): Made an appearance vs. K-State (10/6) but did not record a stat ... Made season debut at Oklahoma (9/29) but did not record a stat.

HUNT CAREER STATISTICS

DEFENSIVE

YEAR	G/GS	UT	AT	TT	TFL-YD	QBS-YD	FF/FR	QBH	INT-YD
2015									
2016	13/5	20	10	30	5.0-21	2.0-15	0/0	0	0-0
2017	12/5	13	5	18	3.5-11	0-0	0/1	1	0-0
2018	2/0	0	0	0	0.0-0	0-0	0/0	0	0-0
CAREER	27/10	33	15	48	8.5-32	2.0-15	0/1	1	0-0

CAREER BESTS

Tackles: 8 at Oklahoma (11/12/16)
Solo Tackles: 6 at Oklahoma (11/12/16)
Tackles-For-Loss: 3.0 at Oklahoma (11/12/16)
Sacks: 2.0 vs. Boise State (12/27/16)
QB Hurries: 1 at Duke (9/16/17)
Forced Fumbles: N/A
Fumbles Recovered: 1 vs. Texas Tech (11/11/17)

PLAYER SPOTLIGHTS



5

JALEN HURD

WR • 6-4 • 217 • SR. • TR
HENDERSONVILLE, TENN. (TENNESSEE)

Transfer from Tennessee enrolled at Baylor in May 2017 ... Redshirted the 2017 season ... Ranks ninth among active FBS players with 3,792 all-purpose yards in his career ... Ranks fifth among active players with 608 career rushing attempts, 14th with 2,737 rushing yards and 27th with 22 rushing TDs ... 30 career TDs rank 11th among active FBS players ... Left UT second in program history in carries (589), sixth in yards (2,638) and fifth in 100-yard games (11) ... 2016 Outback Bowl MVP ... 2015 All-SEC Associated Press Second Team ... 2015 All-SEC Coaches Second Team ... 2015 GridironNow.com All-SEC Second-Team Offense ... 2014 Campus Insiders Honorable Mention Freshman All-American.

2018 (Senior): Leads the Big 12 with 42 receptions, second in the Big 12 in receptions per game (7.0) and fifth in receiving yards per game (91.7) ... Also ranks 8th with 110.3 all-purpose yards per game ... Collected his third-career 100-yard receiving performance and second in as many games, finishing with 135 yards on a career-high 11 receptions, also ran for 1 TD on 8 carries for 56 yards vs. K-State (10/6), overall had 16 targets, making 11 receptions, 10 for first downs ... Had his second-career 100-yard receiving performance at Oklahoma (9/29), with nine receptions for 109 yards and 1 TD, also rushed for 1 TD on 6 carries for 12 yards, third time in his career and first time since 2015 at Tennessee, also his first rushing TD since 2016 vs. South Carolina, also his 2nd rushing TD vs. Oklahoma (9/1/2015) ... Had four receptions for 60 yards and a long of 36 yards vs. Kansas (9/22) also rushed for 19 yards on 4 carries ... Had six catches for 57 yards and a long of 21 vs. Duke (9/15) ... Also had his first Baylor rushing attempt for 12 yards vs. Duke ... Collected his first 100-yard receiving game with 136 yards on eight receptions with 1 TD at UTSA (9/8) ... Also had a career-long 38-yard reception at UTSA ... Made his Baylor debut vs. ACU (9/1) with the start at WR, 4 receptions for 58 yards and 1 TD.

HURD CAREER STATISTICS

RECEIVING

YEAR	G/GS	REC	YD	AVG	TD	LP/OPPONENT
2014	13/9	35	221	6.3	2	30/at Oklahoma
2015	13/13	22	190	8.6	2	37/at Kentucky
2016	7/7	10	81	8.1	2	23/two times
2018	6/5	42	550	13.4	3	38/at UTSA
CAREER	39/34	109	1,042	9.6	9	38/at UTSA (2018)

RUSHING

YEAR	G/GS	ATT	YD	AVG	TD	LP/OPPONENT
2014	13/9	190	899	4.7	5	43/at Oklahoma
2015	13/13	277	1288	4.7	12	48/Vanderbilt
2016	7/7	122	451	3.7	3	28/Ohio
2018	6/5	19	99	5.2	2	37/K-State
CAREER	39/34	608	2737	4.5	22	48/Vanderbilt 2015

ALL-PURPOSE

YEAR	G/GS	RUSH	RCV	PR	KR	TOTAL	AVG/G
2014	13/9	899	221	0	0	1120	86.2
2015	13/13	1288	190	0	0	1478	113.7
2016	7/7	451	81	0	0	532	76.0
2018	6/5	99	550	13	0	662	110.3
CAREER	39/34	2,737	1,042	13	0	3,792	97.2

CAREER BESTS

RUSHING

Attempts: 34 at Missouri (11/14/15)
Yards: 151 at Missouri (11/14/15)
Touchdowns: 3 vs. Bowling Green (9/5/15)
Longest Rush: 48 vs. Vanderbilt (11/28/15)
100-Yard Rushing Games: Season (0); Career (11)
200-Yard Rushing Games: Season (0); Career (0)

CAREER BESTS

RECEIVING

Receptions: 11 vs. K-State (10/6/18)
Receiving Yards: 136 at UTSA (9/8/18)
Touchdowns: 1, nine times
Longest Reception: 38 at UTSA (9/8/18)
100-Yard Receiving Games: Season (3); Career (3)
200-Yard Receiving Games: Season (0); Career (0)



44

CLAY JOHNSTON

LB • 6-1 • 226 • JR. • 2L
ABILENE, TEXAS (WYLIE HS)

Fourth-year junior linebacker ... returning starter at the MIKE position ... second team preseason All-Big 12 (Phil Steele) ... Ranks fifth on team with nine straight starts ... 80 career tackles with 13.0 TFL ... Father, Kent, spent over two decades as strength and conditioning coach, most recently with the NFL's San Diego Chargers ... 2017 Honorable Mention All-Big 12 (coaches).

2018 (Junior): Has played in 5 of 6 games this season, starting the last four ... Made 3 tackles (2 solo) vs. K-State (10/6) ... Started at Oklahoma (9/29) but did not record a tackle ... Had 4 tackles (1 solo) vs. Kansas (9/22) ... Made his first start of the season vs. Duke (9/15), led the team with 11 tackles (8 solo) ... Made season debut at UTSA (9/8), collecting 5 tackles (2 solo), good for third-best on the team.

JOHNSTON CAREER STATISTICS

DEFENSIVE

YEAR	G/GS	UT	AT	TT	TFL-YD	QBS-YD	FF/FR	QBH	INT-YD
2015									
2016	13/2	14	12	26	4.0-14	0-0	0/0	1	1-65
2017	8/8	34	20	54	9.0-29	1.0-7	1/0	3	0-0
2018	5/4	13	10	23	0.0-0	0-0	0/0	0	0-0
CAREER	26/15	61	42	103	13.0-43	1.0-7	1/0	4	1-65

CAREER BESTS

Tackles: 13 at Duke (9/16/17)
Solo Tackles: 9 vs. UTSA (9/9/17)
Tackles-For-Loss: 3.0 at Duke (9/16/17)
Sacks: 1.0 at Duke (9/16/17)
Interceptions: 1 vs. Kansas (10/15/16)
Forced Fumbles: 1 vs. Liberty (9/2/17)
Fumble Recoveries: N/A
QB Hurries: 2 at Duke (9/16/17)



84

MARQUES JONES

WR • 6-2 • 204 • JR. • 1L
MCKINNEY, TEXAS (MCKINNEY HS)

2018 Gerald Lage Academic Achievement Award from Big 12 ... 2017 Academic All-Big 12 first team ... owns a 3.98 GPA in Electrical and Computer Engineering.

2018 (Junior): Has started four of six games at WR (ACU, Duke, Kansas, Oklahoma) ... Tied his career-high with 3 receptions for 26 yards ... Made a career-high three catches for 38 yards (long of 28) vs. Duke ... Tallied first-career TD reception vs. Abilene Christian (9/1) on a 20-yard reception ... Had one catch for 4 yards vs. Kansas (9/22) ... Appeared vs. UTSA (9/8), but did not record any stats.

PLAYER SPOTLIGHTS

JONES CAREER STATISTICS

RECEIVING

YEAR	G/GS	REC	YD	AVG	TD	LP/OPPONENT
2015			redshirt			
2016	0/0	0	0	0.0	0	--
2017	12/1	3	35	11.7	0	14/Texas
2018	6/4	10	105	10.5	1	28/Duke
CAREER	18/5	13	140	10.8	1	28/Duke

DEFENSIVE

YEAR	G/GS	UT	AT	TT	TFL-YD	QBS-YD	FF/FR	QBH	INT-YD
2015									
2016	0/0	0	0	0	0-0	0-0	0/0	0	0-0
2017	12/1	1	1	2	0-0	0-0	0/1	0	0-0
2018	5/4	0	0	0	0-0	0-0	0/0	0	0-0
CAREER	17/5	1	1	2	0-0	0-0	0/1	0	0-0

CAREER BESTS

Receptions: 3, twice, at Oklahoma (9/29/18), vs. Duke (9/15/18)

Receiving Yards: 38 vs. Duke (9/15/18)

Touchdowns: 1 vs. ACU (9/1/18)

Longest Reception: 28 vs. Duke (9/15/18)

100-Yard Games: Season (0); Career (0)

200-Yard Games: Season (0); Career (0)



94

XAVIER JONES

DE • 6-3 • 228 • SR. • 3L

MAGNOLIA, TEXAS (MAGNOLIA WEST HS)

Fifth-year senior defensive end ... started two games in 2017 before suffering broken leg ... owns 9.5 TFL and 2.5 sacks in career ... has played in 22 games with four starts over first three seasons of competition ... completed undergraduate degree in December 2017.

2018 (Senior): Registered 1 solo tackle vs. ACU (9/1) and 1 assisted tackle at UTSA (9/8).

X. JONES CAREER STATISTICS

DEFENSIVE

YEAR	G/GS	UT	AT	TT	TFL-YD	QBS-YD	FF/FR	QBH	INT-YD
2014									
2015	5/0	1	0	1	0-0	0-0	0/0	0	0-0
2016	13/2	15	9	24	7.5-27	1.0-9	1/0	1	0-0
2017	4/2	2	4	6	2.0-5	1.5-3	0/0	0	0-0
2018	2/1	1	1	2	1.0-1	0-0	0/0	0	0-0
CAREER	23/4	19	13	32	10.5-33	2.5-12	1/0	1	0-0

CAREER BESTS

Tackles: 6 at Texas (10/29/16)


Solo Tackles: 3 vs. OSU (9/24/16); at Texas (10/29/16)

Tackles for loss: 2.0 vs. OSU (9/24/16); at Texas (10/29/16)

Sacks: 1.5 vs. UTSA (9/9/17)

Forced Fumbles: 1 at Texas (10/29/16)

QB Hurries: 1 at Oklahoma (11/12/16)



49

CHAD KELLY

LB • 6-1 • 232 • SO. • 1L

GRAPEVINE, TEXAS (FAITH CHRISTIAN HS)

2018 (Sophomore): Third-year sophomore ... Made 2 tackles (1 solo) vs. Duke (9/15) ... made 1 tackle at UTSA (9/8) ... collected career-high marks vs. ACU (9/1), with a career-high 6 tackles (5 solo), good for second-best on the team ... also collected first TFL for 2 yards in the win... made appearances on special teams vs. Kansas, at Oklahoma, vs. K-State but did not collect any stats ... father Jay and brother Clint both lettered for the Bears ... 2017 Academic All-Big 12 first team.

KELLY CAREER STATISTICS

DEFENSIVE

YEAR	G/GS	UT	AT	TT	TFL-YD	QBS-YD	FF/FR	QBH	INT-YD
2016									
2017	8/0	2	0	2	0-0	0-0	0/0	0	0-0
2018	6/0	7	2	9	1.0-2	0-0	0/0	0	0-0
CAREER	13/0	9	2	11	1.0-2	0-0	0/0	0	0-0

CAREER BESTS

Tackles: 6 vs. ACU (9/1/18)

Solo Tackles: 5 vs. ACU (9/1/18)

Tackles for loss: 1.0 vs. ACU (9/1/18)

Sacks: N/A

Forced Fumbles: N/A

QB Hurries: N/A



9

IRA LEWIS

DT • 6-3 • 290 • SR. • 3L

HOUSTON, TEXAS (LAMAR HS)

Fifth-year senior returning starter at defensive tackle ... 2018 first team Preseason All-Big 12 (Phil Steele), second team Preseason All-Big 12 (Lindy's), second team All-Texas Defense (Dave Campbell), third team Preseason All-Big 12 (Athlon) ... Voted into single-digit jersey by teammates in August 2017 ... 2017 second-team All-Big 12 honoree by Phil Steele ... 2017 Honorable Mention All-Big 12 (coaches) ... Ranks third in career starts on team with 25 ... completed undergraduate degree in May 2018.

2018 (Senior): Finished with 2 tackles (1 solo) vs. K-State ... Had 1 tackle at Oklahoma (9/29) ... Had 1 tackle vs. Kansas (9/22) ... Made 4 tackles (2 solo) vs. Duke (9/15) ... Collected his first sack of the year for 10 yards at UTSA (9/8), 2 solo tackles ... Tallied 2 tackles (1 solo) vs. ACU (9/1).

LEWIS CAREER STATISTICS

DEFENSIVE

YEAR	G/GS	UT	AT	TT	TFL-YD	QBS-YD	FF/FR	QBH	INT-YD
2014									
2015	5/0	0	0	0	0-0	0-0	0/0	0	0-0
2016	13/7	21	15	36	7.5-34	3.0-20	0/1	3	0-0
2017	12/12	20	14	34	11.5-47	5.5-39	0/0	1	0-0
2018	6/6	7	5	12	1.0-10	1.0-10	0/0	0	0-0
CAREER	36/25	48	34	82	20.0-91	9.5-69	0/1	4	0-0

CAREER BESTS

Tackles: 8 at Iowa State (10/1/16)

Solo Tackles: 4 at Duke (9/16/17)

Tackles-For-Loss: 3.0 vs. Northwestern State (9/2/16)

Sacks: 1.0, seven times, last at UTSA (9/8/18)

Forced Fumbles: N/A

PLAYER SPOTLIGHTS

Fumbles Recovered: 1 vs. Kansas (10/15/16)
QB Hurries: 1, four times, last vs. Oklahoma (9/23/17)



43

JAMES LOCKHART

DE • 6-3 • 261 • JR. • TR
 ENNIS, TEXAS (TEXAS A&M)

Transfer from Texas A&M enrolled at Baylor in January 2017 ... Redshirted the 2017 season and retained two years of eligibility ... Played in 16 games in his career at Texas A&M.

2018 (Junior): Collected 1 TFL for 2 yards vs. K-State (10/6) ... Had one tackle at Oklahoma (9/29) ... Recorded 1 QB hurry and 1 pass breakup vs. Duke (9/15) ... Had 2 tackles (1 solo), a half TFL and 1 QB hurry at UTSA (9/8) ... Made Baylor debut with a start at RUSH vs. ACU (9/1) ... collected first-career sack for five yards vs. ACU.

LOCKHART CAREER STATISTICS										
DEFENSIVE										
YEAR	G/GS	UT	AT	TT	TFL-YD	QBS-YD	FF/FR	QBH	INT-YD	
2015 (A&M)	4/0	1	3	4	0-0	0-0	0/0	0	0-0	
2016 (A&M)	12/0	5	3	8	1.0-5	0-0	0/0	0	0-0	
2017 (BU)				redshirt						
2018 (BU)	6/2	6	2	8	2.5-7	1.0-5	0/0	2	0-0	
CAREER	22/2	12	8	20	3.5-12	1.0-5	0/0	2	0-0	

CAREER BESTS

Tackles: 4 vs. ACU (9/1/18)
Solo Tackles: 4 vs. ACU (9/1/18)
Tackles-For-Loss: 1.0, 3x, last vs. K-State (10/6/18)
Sacks: 1.0 vs. ACU (9/1/18)



7

JOHN LOVETT

RB • 6-0 • 203 • SO. • 1L
 BURLINGTON, N.J. (CHEROKEE HS)

2018 (Sophomore): Made his first start of the season at RB, fifth of his career vs. Kansas (9/22) ... Carried the ball five times for 12 yards and had two receptions for 20 yards vs. Duke (9/15) ... Had nine carries for 47 yards at UTSA (9/8) ... Set career-highs in rushing yards (115) and touchdowns in a game (3) vs. ACU (9/1) ... The 100-yard rushing performance vs. ACU was the first of his career ... Second-year all-around back ... Voted single-digit number by teammates in August 2017 and again in August 2018.

LOVETT CAREER STATISTICS							
RUSHING							
YEAR	G/GS	ATT	YD	AVG	TD	LP/OPPONENT	
2017	11/4	98	445	4.5	5	74/at Kansas State (TD)	
2018	5/1	44	233	5.3	3	31/ACU (TD)	
CAREER	16/5	142	678	4.8	8	74/at Kansas State (TD)	


RECEIVING							
YEAR	G/GS	REC	YD	AVG	TD	LP/OPPONENT	
2017	11/4	7	20	2.9	0	6/ISU	
2018	5/1	2	20	10.0	0	10/Kansas	
CAREER	16/5	9	40	4.4	0	6/ISU (2017)	

CAREER BESTS

RUSHING
Attempts: 18 vs. UTSA (9/9/17)
Yards: 115 vs. ACU (9/1/18)
Touchdowns: 3 vs. ACU (9/1/18)
Longest Rush: 74 at Kansas State (9/30/17) (TD)
100-Yard Games: Season (1); Career (1) vs. ACU (9/1/18)
200-Yard Games: Season (0); Career (0)

RECEIVING

Receptions: 3 vs. UTSA (9/9/17)
Receiving Yards: 10 vs. UTSA (9/9/17)
Touchdowns: N/A
Longest Reception: 6 vs. ISU (11/18/17)
100-Yard Games: Season (0); Career (0)
200-Yard Games: Season (0); Career (0)



21

BLAKE LYNCH

S • 6-3 • 213 • JR. • 2L
 GILMER, TEXAS (GILMER HS)

Has made 11 career starts at 5 different positions (corner, linebacker, safety, wide receiver, running back) ... Dynamic, all-around athlete that is expected to contend for starting spot at safety in 2018 ... played both corner and wide receiver in 2017, making starts at both positions ... Had 18 tackles and six PBU's as a defensive back ... totaled 17 catches for 269 yards with one TD at wide out in 2017 ... Saw action at both running back and receiver in 2016 ... Early enrollee in January 2015 ... Former prep All-American ... Served on mission trip to Brazil during summer 2017 ... Big 12 Academic All-Rookie Team.

2018 (Junior): Has played at both linebacker and safety this season ... Has appeared in all 6 games this season ... Made his second-straight start at linebacker, tying his season-high with 3 tackles (all solo) vs. K-State (10/6) ... Made his first start of the season at linebacker, making 1 tackle at Oklahoma (9/29) ... Made 1 tackle vs. Duke (9/15) ... Earned first start of the season at UTSA (9/8), making three solo tackles ... in his season debut, Lynch had 2 tackles (1 solo) vs. ACU (9/1).

B. LYNCH CAREER STATISTICS						
RECEIVING						
YEAR	G/GS	REC	YD	AVG	TD	LP/OPPONENT
2015			redshirt			
2016	11/3	34	404	11.9	3	57/at Iowa State
2017	12/5	17	269	15.8	1	54/at TCU
2018	6/3	0	0	0.0	0	N/A
CAREER	29/11	51	673	13.2	4	57/at Iowa State

RUSHING

YEAR	G/GS	ATT	YD	AVG	TD	LP/OPPONENT
2015			redshirt			
2016	11/3	12	80	6.7	0	21/at Oklahoma
2017	12/5	1	-1	-1.0	0	-1/at Duke
2018	6/3	0	0	0.0	0	0/0
CAREER	28/10	13	79	6.1	0	21/at Oklahoma

DEFENSIVE

YEAR	G/GS	UT	AT	TT	TFL-YD	QBS-YD	FF/FR	PBU	INT-YD
2015									
2016	11/3	1	0	1	0-0	0-0	0/0	0	0-0
2017	12/5	13	5	18	0-0	0-0	0/0	6	0-0
2018	6/3	8	2	10	0-0	0-0	0/0	0	0-0
CAREER	29/11	22	7	29	0-0	0-0	0/0	6	0-0

PLAYER SPOTLIGHTS

CAREER BESTS

RECEIVING

Receptions: 7 vs. Texas Tech (11/11/17)
Receiving Yards: 110 at TCU (11/24/17)
Longest Reception: 57 at ISU (10/1/16)
Touchdowns: 1, four times, last at TCU (11/24/17)
100-Yard Games: Season (1); Career (1)
200-Yard Games: Season (0); Career (0)

RUSHING

Attempts: 6 at Oklahoma (11/12/16)
Yards: 58 at Oklahoma (11/12/16)
Touchdowns: N/A
Longest Rush: 21 at Oklahoma (11/12/16)
100-Yard Games: Season (0); Career (0)

DEFENSE

Tackles: 4 vs. Liberty (9/2/17); vs. UTSA (9/9/17); at KSU (9/30/17)
Solo Tackles: 4 vs. Liberty (9/2/17)
PBUs: 2 vs. Liberty (9/2/17); at Oklahoma State (10/14/17)



93

JAMES LYNCH

DT • 6-4 • 285 • SO. • 1L
 ROUND ROCK, TEXAS (ROUND ROCK HS)

Athletic, physical defender that finished second on team with 3.0 sacks in 2017 ... 2017 ESPN Freshman All-American.

2018 (Sophomore): Is tied for third in the Big 12 with 4 sacks, an average of 0.67 sacks per game... Is fifth in the Big 12 with 7.0 TFL, average of 1.17 per game ... Had 5 tackles (3 solo) with 2.0 TFL for 10 yards, including 1.0 sack for 8 yards vs. K-State (10/6) ... Finished third on the team with 5 tackles (3 solo) and 1 QBH at Oklahoma (9/29) ... Had 2 tackles (both solo) with 1.0 TFL, a team-leading third sack of the season vs. Kansas (9/22) ... Made 2 tackles (1 solo), half a TFL and 2 QB hurries and 1 pass breakup vs. Duke (9/15) ... Had 4 tackles (2 solo) with 2.5 TFL at UTSA (9/8) ... Made first-career start vs. ACU (9/1), had 1 sack for 2 yards, 2 tackles (both solo) and collected first-career QBH vs. ACU (9/1)

J. LYNCH CAREER STATISTICS

DEFENSIVE

YEAR	G/GS	UT	AT	TT	TFL-YD	QBS-YD	FF/FR	QBH	INT-YD
2017	11/0	15	5	20	5.0-21	3.0-18	0/1	0	0-0
2018	6/6	13	7	20	7.0-38	4.0-26	0/0	5	0-0
CAREER	17/6	28	12	40	12.0-59	7.0-44	0/1	5	0-0

CAREER BESTS

Tackles: 7 at TCU (11/24/17)
Solo Tackles: 5 at TCU (11/24/17)
Tackles-For-Loss: 2.0, twice, last vs. K-State (10/6/18)
Sacks: 1.0 7 times, last vs. K-State (10/6/18)
Forced Fumbles: N/A
Fumbles Recovered: 1 at Kansas (11/4/17)
QB Hurries: 2 vs. Duke (9/15/18)



96

CONNOR MARTIN

K/P • 5-9 • 173 • JR. • 2L
 FRISCO, TEXAS (CENTENNIAL HS)

Junior place kicker who currently holds Baylor career record for field goal percentage

(.780) and ranks 5th in BU's career FGs made list (32) ... 2018 third team preseason All-Big 12 (Athlon) ... fourth team Preseason All-Big 12 (Phil Steele) ... Primary option on field goals and extra points, took over punting in 2017 after Drew Galitz's injury vs. Oklahoma ... 2017 Honorable Mention All-Big 12 (coaches).

2018 (Junior): Leads the Big 12 with 12 made field goals, average of 2.0 field goals per game ... Ranked third in the nation with 2 field goals per game ... Kicked the game-winning field goal (29 yarder) vs. K-State (10/6), finished with a career-high in attempted field goals (6) and was 3-for-6 from field goal range and 1-for-2 in extra points ... Was 2-for-2 on field goals (32 yards, 39 yards) and was 3-for-4 on extra points at Oklahoma (9/29) ... Was 2-for-2 on field goals vs. Kansas (9/22), including a game-high 45 yarder, also was 2-for-3 on extra points ... Was 3-for-3 on extra points and was 0-for-2 on field goals vs. Duke (9/15) ... Hit a new career mark with a 50 yard field goal vs. ACU (9/1), the longest since a 51 yarder by Aaron Jones vs. Iowa State in 2013 ... Was 7-7 in extra points, setting a new career-record of made extra points in a game ... Finished with 13 total points (7 extra points, 2 field goals) ... At UTSA was 3-for-3 in field goals on the day, connecting with a 47 yarder in the 1st quarter., a 32 yarder in the 2nd quarter and a 38 yarder in the 3rd quarter ... Also connected 4-for-4 on extra points.

MARTIN CAREER STATISTICS

PLACE-KICKING

YEAR	G/GS	PAT-A	PCT	FG-A	PCT	TP
2016	2/0	5-5	1.000	0-0	--	5
2017	12/0	29-30	96.7	20-24	83.3	89
2018	6/0	20-23	87.0	12-17	70.6	57
CAREER	20/0	54-58	94.6	32-41	78.0	151

CAREER BESTS

Longest FG: 50 vs. ACU (9/1/18)
Most FGs: 4 vs. Oklahoma (9/23/17)
Most PATs: 7 vs. ACU (9/1/18)
Most Points: 15 vs. Oklahoma (9/23/17)



46

ROSS MATISCIK

LS/LB • 6-0 • 230 • JR. • 2L
 MCKINNEY, TEXAS (MCKINNEY BOYD HS)

Primary long snapper on punts and starting linebacker ... Also serves as backup holder ... second team Preseason All-Big 12 (Phil Steele) ... 2018 David Binn Award preseason watch list ... 2016 and 2017 Academic All-Big 12 second team ... graduated with a degree in supply chain management in August 2018.

2018 (Junior): Has appeared in all six games this season, making starts vs. ACU and at UTSA ... Collected one solo tackle vs. Kansas (9/22) ... Made an appearance vs. Duke (9/15) but did not record a stat ... Made 1 tackle at UTSA (9/8) after earning his second start of the season ... Earned his first career start at linebacker vs. ACU (9/1) ... Finished with five tackles (three solo) good for third-most in the game.

MATISCIK CAREER STATISTICS

DEFENSIVE

YEAR	G/GS	UT	AT	TT	TFL-YD	QBS-YD	FF/FR	PBU	INT-YD
2015									
2016	13/0	1	0	1	0-0	0-0	0/1	0	0-0
2017	12/0	3	1	4	0-0	0-0	1/1	0	0-0
2018	6/2	5	2	7	0-0	0-0	0/0	0	0-0
CAREER	31/2	9	3	12	0-0	0-0	1/2	0	0-0

PLAYER SPOTLIGHTS



19

JALAN MCCLENDON

QB • 6-5 • 219 • SR. • TR
CHARLOTTE, N.C. (NORTH CAROLINA ST.)

2018 (Senior): Was 2-for-3 for 16 yards and a long of 9 at Oklahoma (9/29) ... Was 1-for-2 for 36 yards vs. Kansas (9/22), also rushed once for -4 yards ... Was 10-for-16 for 95 yards with 1 TD and 1 INT, also rushed for 51 yards on 10 attempts vs. Duke (9/15/18) ... Was 3-for-6 for 39 yards at UTSA (9/8/18) ... Made his Baylor debut vs. ACU (9/1), throwing for 173 yards on 10-of-13 passing and two TDs and no INTs ... totaled career-highs in yards, completions, attempts, and touchdowns ... set a new career-long pass completion, connecting JaMycaal Hasty on a 34-yard pass in the first quarter vs. ACU ... Graduate transfer quarterback from North Carolina State ... completed his undergraduate degree at NC State in May 2018 ... Enrolled at Baylor in June 2018.

MCCLENDON CAREER STATISTICS

PASSING

YEAR	G/GS	CMP	ATT	PCT	YDS	INT	TD	EFF.	LP/OPPONENT
2015	7/0	8	14	57.1	69	0	0	98.54	21/at S. Alabama
2016	10/0	16	30	53.3	176	4	1	86.94	29/William & Mary
2017	3/0	2	3	66.7	17	0	0	114.27	9/Furman
2018	5/0	26	40	65.0	359	1	3	160.1	55/ACU
CAREER	25/0	52	87	59.8	621	5	4		55/ACU

RUSHING

YEAR	G/GS	ATT	YD	AVG	TD	LP/OPPONENT
2015	7/0	5	11	2.2	0	7/at South Alabama
2016	10/0	35	145	4.1	2	20/Notre Dame
2017	3/0	6	67	11.2	0	29/Furman
2018	5/0	15	52	3.5	0	12/Duke
CAREER	24/0	61	277	4.5	2	29/Furman

CAREER BESTS

PASSING

Attempts: 16 vs. Duke (9/15/18)
Completions: 10, twice, vs. ACU (9/1/18), Duke (9/15/18)
Yards: 173 vs. ACU (9/1/18)
Touchdowns: 2 vs. ACU (9/15/18)
Longest Pass: 34 yds vs. ACU (9/15/18)
200-Yard Games: Season (0); Career (0)
300-Yard Games: Season (0); Career (0)
400-Yard Games: Season (0); Career (0)

RUSHING

Attempts: 10 twice, vs. Duke (9/15/18), vs. Notre Dame (10/8/16)
Yards: 67 vs. Furman (9/16/17)
Touchdowns: 2 vs. Old Dominion (9/17/16)
Longest Rush: 29 vs. Furman (9/16/17)
100-Yard Games: Season (0); Career (0)
200-Yard Games: Season (0); Career (0)



42

JAIRON MCVEA

S • 5-11 • 181 • SO. • 1L
RICHMOND, TEXAS (GEORGE RANCH HS)

2018 (Sophomore): Has appeared in all 6 games this season, appearing mostly on special teams ... Collected his first-career interception vs. K-State (10/6) ... Recorded his first tackle of the year vs. Kansas (9/22) ... Speedy defensive back ... Reserve safety and key

contributor on special teams ... Clocked as high as 4.32 in 40-yard dash.

MCVEA CAREER STATISTICS

DEFENSIVE

YEAR	G/GS	UT	AT	TT	TFL-YD	QBS-YD	FF/FR	PBU	INT-YD
2016									
2017	10/1	13	1	14	0-0	0-0	0/0	0	0-0
2018	6/0	2	0	2	0-0	0-0	0/0	0	1-3
CAREER	16/1	15	1	16	0-0	0-0	0/0	0	1-3

CAREER BESTS

Tackles: 6 vs. Liberty (9/2/17)
Solo Tackles: 6 vs. Liberty (9/2/17)
Tackles-For-Loss: N/A
Interceptions: 1 vs. K-State (10/6/18)
Forced Fumbles: N/A
Fumble Recoveries: N/A
Pass Breakups: N/A



3

CHRIS MILLER

S • 6-0 • 188 • JR. • 2L
FRISCO, TEXAS (LONE STAR HS)

2018 (Junior): Has started all six games at safety ... Had a new career high with 8 tackles and 6 solo, along with first-career forced fumble and second career-forced fumble (and first of the year for Baylor) vs. K-State (10/6/18) ... Collected a team-leading 6 tackles (2 solo) at Oklahoma (9/29) ... Tallied 4 tackles (3 solo) vs. Kansas (9/22) ... Collected five tackles (all solo) and had 1 pass breakup vs. Duke (9/15) ... Tallied four tackles (three solo) at UTSA (9/8/18) ... In the season-opener ACU, led the team with seven tackles (five solo) .. Finished fourth on the team with 4 tackles (3 solo) at UTSA.

MILLER CAREER STATISTICS

YEAR	G/GS	UT	AT	TT	TFL-YD	QBS-YD	FF/FR	PBU	INT-YD
2016	8/0	4	2	6	0-0	0-0	0/0	0	0-0
2017	11/1	15	13	28	0-0	0-0	0/1	2	0-0
2018	6/6	24	10	34	0-0	0-0	1/1	1	0-0
CAREER	25/7	43	25	68	0-0	0-0	1/2	3	0-0

CAREER BESTS

Tackles: 8 vs. K-State (10/6/18)
Solo Tackles: 6 vs. K-State (10/6/18)
Tackles-For-Loss: N/A
Interceptions: N/A
Forced Fumbles: 1 vs. K-State (10/6/18)
Fumble Recoveries: 1, twice, last vs. K-State (10/6/18)
Pass Breakups: 1 at Oklahoma State (10/14/17); at TCU (11/24/17)

PLAYER SPOTLIGHTS



15

DENZEL MIMS

WR • 6-3 • 208 • JR. • 2L
DAINGERFIELD, TEXAS (DAINGERFIELD HS)

2018 first team preseason All-Big 12 (Media, Athlon, Phil Steele, Lindy's) ... 2018 first team preseason All-Texas (Dave Campbell's Texas Football) ... 2018 Biletnikoff Preseason Watch List ... 2017 second-team All-Big 12 honoree by coaches, Athlon, Pro Football Focus and Phil Steele ... Ranks 17th on Baylor's career receiving yards list (1,550) ... Ranks 19th in Baylor history with 97 career receptions ... One of three returning 1,000-yard receivers in the Big 12 (Gary Jennings, West Virginia; Marquise Brown, Oklahoma).
2018 (Junior): Ranks 6th in the Big 12 with 89.8 receiving yards per game, also ranks 3rd with 6.4 receptions per game ... Hauled in 8 passes for 90 yards with 1 TD vs. K-State (10/6) ... Had his second 100+ yard receiving performance of the season and seventh of his career at Oklahoma (9/29), finishing with a team-high 114 yards on 11 receptions with 1 TD ... Had 2 receptions for 32 yards with a long of 19 vs. Kansas (9/22) ... Opened 2018 with three catches for 80 yards vs. ACU (9/1) ... Had his first 100-yard receiving performance of the season at UTSA (9/8), finishing with 1 TD (first of the season) on 8 receptions for 133 yards ... Now has six 100-yard receiving performances, ranking 11th-best in program history.

RECEIVING

YEAR	G/GS	REC	YD	AVG	TD	LP/OPPONENT
2016	11/1	4	24	6.0	0	10/at Rice
2017	12/11	61	1,087	17.8	8	71/Oklahoma (TD)
2018	5/5	32	449	14.0	3	55/ACU
CAREER	28/16	97	1,560	16.1	11	71/Oklahoma (TD) (2017)

CAREER BESTS

Receptions: 12 vs. Texas Tech (11/11/17)
Receiving Yards: 192 vs. Oklahoma (9/23/17)
Touchdowns: 3 vs. Oklahoma (9/23/17)
Longest Reception: 71 vs. Oklahoma (9/23/17) (TD)
100-Yard Games: Season (1); Career (6) (Last at UTSA (9/8/18))
200-Yard Games: Season (0); Career (0)



29

CHRISTIAN MORGAN

S • 6-1 • 200 • FR. • HS
HOUSTON, TEXAS (PORTER HS)

Athletic, rangy safety prospect ... Enrolled January 2018 ... owned the top Nike SPARQ score for the class of 2018 - 144.00.

2018 (Freshman): Made his first collegiate start vs. K-State (10/6), making a career-high 4 solo tackles and hauled in his first collegiate interception ... Collected a career-high 2 tackles (1 solo) at Oklahoma (9/29) ... Made an appearance vs. Kansas (9/22) but did not record a stat ... Blocked a punt vs. Duke that was run back for a touchdown (9/15) ... Had one tackle (one solo) vs. Duke (9/15) ... Had one tackle at UTSA (9/8) ... In his collegiate debut vs. ACU (9/1) did not record a stat.

MORGAN CAREER STATISTICS

DEFENSIVE

YEAR	G/GS	UT	AT	TT	TFL-YD	QBS-YD	FF/FR	PBU	INT-YD
2018	6/1	5	3	8	0-0	0-0	0/0	1	1-2

PUNT RETURN

YEAR	G/GS	RET	YD	AVG	TD	LP/OPPONENT
2018	6/1	1	5	5.0	0	5 vs. Duke

CAREER BESTS

Tackles: 4 vs. K-State (10/6/18)
Solo Tackles: 4 vs. K-State (10/6/18)
Tackles-For-Loss: N/A
Interceptions: 1 vs. K-State (10/6/18)
Forced Fumbles: N/A
Fumble Recoveries: N/A
Pass Breakups: N/A



98

CHIDI OGBONNAYA

DT • 6-5 • 290 • R-FR. • RS
HOUSTON, TEXAS (LANGHAM CREEK HS)

2018 (RS Freshman): Has appeared in all six games this season ... Made his collegiate debut vs. ACU (9/1) ... Had 1 tackle apiece vs. ACU and vs. Duke.

OGBONNAYA CAREER STATISTICS

DEFENSIVE

YEAR	G/GS	UT	AT	TT	TFL-YD	QBS-YD	FF/FR	QBH	INT-YD
2018	6/0	0	2	2	0-0	0-0	0/0	0	0-0

CAREER BESTS

Tackles: 1 twice, vs. ACU (9/1/18), vs. Duke (9/15/18)
Solo Tackles: N/A
Tackles for loss: N/A
Sacks: N/A
QB Hurries: N/A
Forced Fumbles: N/A
Fumbles Recovered: N/A
Safeties: N/A



24

JALEN PITRE

LB • 6-0 • 206 • SO. • 1L
STAFFORD, TEXAS (STAFFORD HS)

2018 (Sophomore): Has appeared in all six games this season, making one start ... Had his first TFL of the season (second of career) for 5 yards vs. K-State (10/6) ... Collected 1 tackles (solo) at Oklahoma (9/29) ... Made his first start of the season vs. Kansas (9/22) collected 2 tackles (1 solo) ... Made 2018 debut vs. ACU (9/1) where he tallied 3 tackles (1 solo) ... Made 2 tackles (1 solo) at UTSA (9/8) ... Had 1 assisted tackle vs. Duke (9/15).

PITRE CAREER STATISTICS

DEFENSIVE

YEAR	G/GS	UT	AT	TT	TFL-YD	QBS-YD	FF/FR	PBU	INT-YD
2017	12/8	29	8	37	3.0-12	1.0-6	0/0	1	0-0
2018	6/0	5	5	10	2.0-6	0-0	0/0	0	0-0
CAREER	17/9	33	13	46	4.0-13	1.0-6	0/0	1	0-0

PLAYER SPOTLIGHTS

CAREER BESTS

Tackles: 7 vs. Liberty (9/2/17)
Solo Tackles: 5 vs. Liberty (9/2/17); at TCU (11/24/17)
Tackles-For-Loss: 1.0 4x, last vs. K-State (10/6/18)
Sacks: 1 at Kansas (11/4/17)
Interceptions: N/A
Forced Fumbles: N/A
Fumble Recoveries: N/A
QB Hurries: 1 at Duke (9/16/17)



14
CHRIS PLATT
 WR • 5-11 • 170 • SR. • 3L
 WILLIS, TEXAS (WILLIS HS)

Fifth-year senior ultra-fast receiver and returner ... missed final eight games of 2017 due to knee injury ... 2018 fourth team preseason All-Big 12 (Athlon) ... second team All-Texas (DCTF) ... Ranks 23rd on Baylor's career receiving yards list (1,270) ... Five of 11 career TD catches have been 70 or more yards, four came in 2017 ... Ranks tied for second (Terrance Williams) at Baylor in career catches of 70 or more yards (5) ... Competed for Baylor track and field squad in 2017 ... Season-best of 47.49 in 400 meters ... Earned All-America honors in 4x400m relay ... Helped 4x400m team to Big 12 title in 2017 ... Also ran on Baylor's 4x400-meter relay team at 2015 NCAA Outdoor meet ... completed undergrad degree in May 2018.

2018 (Senior): Had 3 receptions for 30 yards vs. K-State (10/6) ... Collected 2 receptions for 54 yards and a season-long reception of 45 yards at Oklahoma (9/29) ... Had 3 receptions for 29 yards and his first TD of the season on a 22-yard reception, also had 1 rushing attempt for 19 yards vs. Kansas ... Had 2 receptions for 25 yards vs. Duke (9/15) ... Had a season-high 4 receptions for 53 yards and a season-long 29 yards at UTSA (9/8) ... Made 2018 debut vs. ACU (9/1) with three catches for 40 total yards.

PLATT CAREER STATISTICS

RECEIVING

YEAR	G/GS	REC	YD	AVG	TD	LP/OPPONENT
2014			redshirt			
2015	13/1	11	155	14.1	1	42/SMU (TD)
2016	13/9	35	567	16.2	4	89/Oklahoma State (TD)
2017	4/4	16	401	25.1	5	79/at Duke (TD)
2018	6/6	17	231	13.6	1	45/at Oklahoma
CAREER	36/20	79	1,354	17.1	11	89/Oklahoma St. 2016 (TD)

KICK RETURNS

YEAR	G/GS	NO	YD	AVG	TD	LP/OPPONENT
2014			redshirt			
2015	13/1	13	359	27.6	0	84/West Virginia
2016	13/9	0	0	0.0	0	--
2017	4/4	2	24	12.0	0	14/Liberty
2018	6/6	0	0	0.0	0	--
CAREER	36/20	15	383	25.5	0	84/West Virginia

PUNT RETURNS

YEAR	G/GS	NO	YD	AVG	TD	LP/OPPONENT
2014			redshirt			
2015	13/1	0	0	0.0	0	--
2016	13/9	0	0	0.0	0	--
2017	4/4	0	0	0.0	0	--
2018	6/6	2	-24	-12.0	0	--
CAREER	36/20	2	-24	-12.0	0	--

CAREER BESTS

Receptions: 6 vs. Boise State (12/27/16)
Receiving Yards: 148 at Duke (9/16/17)
Longest Reception: 89 vs. Oklahoma State (9/24/16) (TD)
Touchdowns: 2 vs. Oklahoma State (9/24/16); vs. Liberty (9/2/17); at Duke (9/16/17)
100-Yard Games: Season (2); Career (3) (Last at Duke 9/16/17)
200-Yard Games: Season (0); Career (0)



52
GREG ROBERTS
 DE • 6-5 • 264 • SR. • 3L
 NACOGDOCHES, TEXAS (NACOGDOCHES HS)

Fifth-year senior defensive lineman ... can play both inside and outside on the line ... Played in 34 games in his career with 19 starts ... Ranks fifth on team in career starts with 19 ... Father, Greg Sr., is former NFL player and 1978 Outland Trophy award winner ... completed undergraduate degree in May 2018.

2018 (Senior): Made his 3rd start of the season at DE vs. K--State, but did not record a stat ... Had a career-performance at Oklahoma (9/29), with a career-high 2.0 sacks for 15 yards, a career-high 5 solo tackles (6 total) and a career-best 3.0 TFL ... Collected his first career sack, a loss of 3 yards vs. Kansas (9/22), also tied his career-high with 2.0 TFL, finished with 3 total tackles (all solo) ... Made six tackles (three solo) and had 2 pass breakups vs. Duke (9/15) ... Made season debut in the second half at UTSA, collecting one tackle.

ROBERTS CAREER STATISTICS

DEFENSIVE

YEAR	G/GS	UT	AT	TT	TFL-YD	QBS-YD	FF/FR	QBH	INT-YD
2014									
2015	5/0	2	0	2	0-0	0-0	0/0	0	0-0
2016	13/10	16	11	27	3.5-12	0-0	1/0	5	0-0
2017	12/6	14	5	19	4.0-6	0-0	0/0	0	0-0
2018	5/4	10	4	14	4.0-21	3.0-18	1/0	0	0-0
CAREER	35/19	42	20	62	11.5-39	3.0-18	2/0	5	0-0

CAREER BESTS

Tackles: 6 at West Virginia (12/3/16)
Solo Tackles: 5 at Oklahoma (9/29/18)
Tackles for loss: 3.0 at Oklahoma (9/29/18)
Sacks: 2.0 at Oklahoma (9/29/18)
QB Hurries: 2 vs. SMU (9/10/16)
Forced Fumbles: 1, twice, at Oklahoma (9/29/18), vs. Boise State (12/27/16)
Fumbles Recovered: N/A
Blocked Field Goals: 1 vs. UTSA (9/9/17); vs. Texas (10/28/17)



99
BRAVVION ROY
 DT • 6-1 • 330 • JR. • 2L
 SPRING, TEXAS (SPRING HS)

2018 (Junior): Has appeared in all 6 games this season, starting 4 of them ... Made an appearance vs. K-State (10/6) but did not record a stat ... Made an appearance at Oklahoma (9/29), collecting 1 tackle ... Collected 1 tackle and a half TFL vs. Kansas (9/22) ... Had three tackles (1 solo) vs. Duke (9/15) ... Collected five tackles (three solo), good for second-most on the team at UTSA (9/8) ... Started vs. ACU (9/1) at nose tackle, but did not record a stat ... one of the strongest players on the team ... Has played in 25 games with nine starts in his career.

PLAYER SPOTLIGHTS

ROY CAREER STATISTICS

DEFENSIVE										
YEAR	G/GS	UT	AT	TT	TFL-YD	QBS-YD	FF/FR	QBH	INT-YD	
2016	9/1	5	2	7	0-0	0-0	0/0	0	0-0	
2017	12/4	16	15	31	3.0-4	0.5-0	0/0	0	0-0	
2018	6/4	4	6	10	0.5-2	0-0	0/0	0	0-0	
CAREER	25/9	25	23	48	3.5-6	0.5-0	0/0	0	0-0	

CAREER BESTS

Tackles: 8 at Duke (9/16/17)
Solo Tackles: 3 at UTSA (9/8/18), at Duke (9/16/17); vs. ISU (11/18/17)
Tackles for loss: 1.5 at Duke (9/16/17)
Sacks: 0.5 at TCU (11/24/17)
QB Hurries: 1 vs. SMU (9/10/16)
Forced Fumbles: N/A
Fumbles Recovered: N/A
Safeties: 1 at TCU (11/24/17)



91
ROB SAULIN
 DT • 6-5 • 280 • R-FR. • RS
 PENNSVILLE, N.J. (PENNSVILLE MEMORIAL HS)

2018 (RS Freshman): Big, athletic prospect ... has appeared in five of six games this season, but did not record a stat vs. ACU (9/1), Duke (9/15), Kansas (9/22) or at Oklahoma (9/29) ... collected first collegiate tackle at UTSA (9/8) ... named to 2018 Big 12 Academic All-Rookie Team.

SAULIN CAREER STATISTICS

DEFENSIVE										
YEAR	G/GS	UT	AT	TT	TFL-YD	QBS-YD	FF/FR	QBH	INT-YD	
2017	4/0	1	0	1	0-0	0-0	0/0	0	0-0	
2018	5/0	1	0	1	0-0	0-0	0/0	0	0-0	
CAREER	9/0	1	0	1	0-0	0-0	0/0	0	0-0	

CAREER BESTS

Tackles: 1 at UTSA (9/8/18)
Solo Tackles: 1 at UTSA (9/8/18)
Tackles for loss: N/A
Sacks: N/A
QB Hurries: N/A
Forced Fumbles: N/A
Fumbles Recovered: N/A
Safeties: N/A



17
POOH STRICKLIN
 WR • 6-2 • 185 • JR. • 2L
 WACO, TEXAS (MIDWAY HS)

Sat out 2015 as redshirt ... Local product from nearby Midway High School ... Given name is Devontre.

2018 (Junior): Fourth-year junior wide out ... Has appeared in all six games this season ... Recorded his first catch of the 2018 season vs. Duke (9/15), a 9-yd reception ... Made 2018 debut vs. ACU (9/1).

STRICKLIN CAREER STATISTICS

RECEIVING							
YEAR	G/GS	REC	YD	AVG	TD	LP/OPPONENT	
2015			redshirt				
2016	8/3	13	226	17.4	2	45/at Texas	
2017	10/2	32	414	12.9	1	49/Liberty	
2018	5/0	1	9	9.0	0	9/Duke	
CAREER	23/5	46	649	14.1	3	49/Liberty	

CAREER BESTS

Receptions: 9 at Kansas State (9/30/17)
Receiving Yards: 102 at Kansas State (9/30/17)
Longest Reception: 49 vs. Liberty (9/2/17)
Touchdowns: 1 vs. NSU (9/2/16), vs. KSU (11/19/16); vs. Texas Tech (11/11/17)
100-Yard Games: Season (1); Career (1) (Last at Kansas State 9/30/17)
200-Yard Games: Season (0); Career (0)



13
RALEIGH TEXADA
 CB • 5-10 • 176 • SO. • 1L
 FRISCO, TEXAS (CENTENNIAL HS)

2018 (Sophomore): Finished third on the team with a career-high 5 tackles (4 solo) vs. K-State (10/6), along with 1 pass breakup, the first of his career ... Recorded 3 tackles (all solo) at Oklahoma (9/29) ... Saw action vs. Kansas (9/22) but did not record a stat ... Made an appearance vs. Duke (9/15) but did not collect a stat ... Collected 1 tackle at UTSA (9/8) ... Made first-career start vs. ACU (9/1) ... Brother of former TCU cornerback Ranthony Texada ... Competed on Baylor track team in 100 and 200 meters during spring 2018.

TEXADA CAREER STATISTICS

DEFENSIVE										
YEAR	G/GS	UT	AT	TT	TFL-YD	QBS-YD	FF/FR	QBH	INT-YD	
2016					redshirt					
2017	3/0	2	0	2	0-0	0-0	0/0	0	0-0	
2018	6/3	7	2	9	0-0	0-0	0/0	0	0-0	
CAREER	8/2	5	1	6	0-0	0-0	0/0	0	0-0	

CAREER BESTS

Tackles: 5 vs. K-State (10/6/18)
Solo Tackles: 4 vs. K-State (10/6/18)
Tackles for loss: N/A
Sacks: N/A
QB Hurries: N/A
Forced Fumbles: N/A
Fumbles Recovered: N/A



23
DERREK THOMAS
 CB • 6-3 • 196 • SR. • TR
 ALBANY, N.Y. (TEMPLE)

2018 (Senior): Graduate transfer from Temple ... Made an appearance vs. K-State but did not record a stat (10/6) ... Had 1 tackle (solo) at Oklahoma (9/29) ... Was credited with 1 pass breakup vs. Kansas (9/22) ... Had 2 tackles (both solo) and 1 pass breakup vs. Duke (9/15) ... Collected first INT as a Bear vs. UTSA (9/8), also had 1 pass breakup and 1 tackle ... Made Baylor debut vs. ACU (9/1) tallying 1 tackle (1 solo) ... Has played in 30 career games with six starts ... Moved to defensive back from wide receivers in 2016 ... Won AAC title with Temple in 2016 ... Nickname is "DT".

PLAYER SPOTLIGHTS

THOMAS CAREER STATISTICS									
DEFENSIVE									
YEAR	G/GS	UT	AT	TT	TFL-YD	QBS-YD	FF/FR	PBU	INT-YD
2014 (TEM)	6/0	0	0	0	0-0	0-0	0/0	0	0-0
2015 (TEM)									
redshirt									
2016 (TEM)	13/2	22	7	29	0-0	0-0	0/0	7	0-0
2017 (TEM)	7/1	5	1	6	0-0	0-0	0/0	6	1-83
2018 (BU)	6/4	5	0	5	0-0	0-0	0/0	4	1-7
CAREER	31/7	31	8	39	0-0	0-0	0/0	15	1-76

CAREER BESTS

Tackles: 2, vs. Duke (9/15/18)
Solo Tackles: 2 vs. Duke (9/15/18)
Interceptions: 1 at UTSA (9/8/18); at Tulsa (11/25/17)
Forced Fumbles: N/A
Fumbles Recovered: N/A



48
BJ THOMPSON
 DE • 6-6 • 222 • SO. • 1L
 ENGLAND, ARK. (ENGLAND HS)

Rangy, tall, athletic sophomore pass rusher ... played in nine games with one start as a freshman ... won football team slam dunk contest during halftime of Baylor basketball game in Feb. 2018.

2018 (Sophomore): Finished with 3 tackles (1 solo), with one TFL, a sack for 9 yards vs. K-State (10/6), also blocked a field goal, the first of the year for the Bears, first of his career ... Set a career-high mark of 4 tackles (3 solo) at Oklahoma (9/29) ... Appeared in his first game of the season vs. Kansas (9/22), tallying 2 tackles (1 solo) with 1 TFL, his first career sack for a loss of 6 yards.

THOMPSON CAREER STATISTICS									
DEFENSIVE									
YEAR	G/GS	UT	AT	TT	TFL-YD	QBS-YD	FF/FR	PBU	INT-YD
2017	9/1	2	1	3	1.0-1	0-0	0/0	1	0-0
2018	3/2	5	4	9	3.0-17	2.0-15	0/0	0	0-0
CAREER	12/3	7	5	12	4.0-18	2.0-15	0/0	1	0-0

CAREER BESTS

Tackles: 4, at Oklahoma (9/29/18)
Solo Tackles: 3, at Oklahoma (9/29/18)
Tackles-For-Loss: 1.0, 3x, last vs. K-State (10/6/18)
Sacks: 1.0, 3x, last vs. K-State (10/6/18)
Interceptions: N/A
Forced Fumbles: N/A
Fumble Recoveries: N/A
QB Hurries: N/A



81
TYQUAN THORNTON
 WR • 6-3 • 165 • FR. • HS
 MIAMI, FLA. (BOOKER T. WASHINGTON HS)

2018 (Freshman): Had 1 reception for 0 yards and kickoff return for 11 yards vs. K-State (10/6) ... Collected 1 reception for 11 yards at Oklahoma (9/29) ... Had 3 receptions for 50 yards, including a 39-yard TD reception, tying his career-long catch vs. Kansas (9/22) ... Tallied his first-career TD vs. Duke (9/15), finishing with 3 receptions for a career-high 92 yards and 1 TD, career-long reception of 39 yards ... Collected his first two collegiate

receptions at UTSA, one for a career-long of 25 yards, also returned 2 kickoffs for 26 yards ... Made his collegiate debut vs. ACU (9/1) ... Returned two kickoffs vs. ACU for a total of 46 yards, long of 26 ... Tall, speedy wide out that enrolled in January 2018.


THORNTON CAREER STATISTICS						
RECEIVING						
YEAR	G/GS	REC	YD	AVG	TD	LP/OPPONENT
2018	6/0	10	175	17.5	2	39/Duke, Kansas

RUSHING						
YEAR	G/GS	ATT	YD	AVG	TD	LP/OPPONENT
2018	6/0	2	2	1.0	0	3/ACU

KICK RETURNS						
YEAR	G/GS	NO	YD	AVG	TD	LP/OPPONENT
2018	6/0	5	83	16.6	0	26/ACU

CAREER BESTS

Receptions: 3, twice, vs. Kansas (9/22/18); vs. Duke (9/15/18)
Receiving Yards: 92 vs. Duke (9/15/18)
Touchdowns: 1, twice, vs. Kansas (9/22/18), vs. Duke (9/15/18)
Longest Reception: 39 yards, twice, vs. Kansas (9/22/18), vs. Duke (9/15/18)
100-Yard Games: N/A
200-Yard Games: N/A



1
VERKEDRIC VAUGHNS
 S • 5-10 • 193 • SR. • 3L
 MESQUITE, TEXAS (POTTEET HS)

Ranks second on team in career games played with 40 ... 2016-17 Academic All-Big 12 second team ... Two-time Big 12 Commissioner's Honor Roll selection ... served on relief mission trip to Puerto Rico in May 2018 ... earned undergraduate degree in May 2018.

2018 (Senior): Tough and aggressive fifth-year defensive back ... Had five tackles (3 solo) at Oklahoma (9/29) ... Tied for the team lead with 7 tackles (6 solo) with first TFL of the season (1 for 3 yards) vs. Kansas (9/22) ... Finished second on the team with 7 tackles (3 solo), a half TFL for 2 yards and 1 pass breakup vs. Duke (9/15) ... Made season-debut vs. ACU (9/1) where he started at safety and collected four tackles ... Appeared in the game at UTSA, but did not record a stat.

VAUGHNS CAREER STATISTICS									
DEFENSIVE									
YEAR	G/GS	UT	AT	TT	TFL-YD	QBS-YD	FF/FR	PBU	INT-YD
2014									
redshirt									
2015	11/0	2	0	2	0-0	0-0	0/0	0	0-0
2016	12/4	14	0	14	0-0	0-0	0/1	7	0-0
2017	12/5	31	11	42	2.0-8	1.0-4	0/0	2	0-0
2018	5/4	15	8	23	2.5-6	0-0	0/0	1	0-0
CAREER	40/13	62	19	81	4.5-14	1.0-4	1/1	10	0-0

CAREER BESTS

Tackles: 10 vs. Liberty (9/2/17)
Solo Tackles: 9 vs. Liberty (9/2/17)
Tackles-For-Loss: 1 vs. Kansas (9/22/18); Texas (10/28/17); at TCU (11/24/17)
Sacks: 1 vs. Texas (10/28/17)
Pass Breakups: 3 at Rice (9/16/16)
Interceptions: N/A
Forced Fumbles: 1 vs. OK State (9/24/16)
Recovered Fumbles: 1 vs. OK State (9/24/16)



38

JORDAN WILLIAMS

LB • 6-0 • 220 • JR. • 2L
PARIS, TEXAS (PARIS HS)

2018 (Junior): Has started all 6 games this season at linebacker ... Finished second on the team with 7 tackles (3 solo) with 1 QB hurry vs. K-State (10/6) ... Was tied for the team lead at Oklahoma with 6 tackles (2 solo), also had a half TFL for 1 yard ... Against Kansas had 4 tackles and a half TFL ... Against Duke (9/15) collecting 5 solo tackles ... Started at WLB vs. ACU (9/1), making four tackles (three solo), one for a loss ... Started at WLB at UTSA (9/8) but did not record a stat ... has played in 30 games with nine career starts.

J. WILLIAMS CAREER STATISTICS

DEFENSIVE									
YEAR	G/GS	UT	AT	TT	TFL-YD	QBS-YD	FF/FR	QBH	INT-YD
2015				redshirt					
2016	13/1	20	9	29	3.0-9	1.0-3	1/0	0	0-0
2017	12/3	24	14	38	3.0-10	1.0-6	1/0	0	0-0
2018	6/6	13	13	26	2.0-3	0-0	0/0	1	0-0
CAREER	31/10	57	36	93	8.0-22	2.0-9	2/0	1	0-0

CAREER BESTS

Tackles: 14 at Oklahoma (11/12/16)
Solo Tackles: 9 at Oklahoma (11/12/16)
Tackles-For-Loss: 2.0 vs. Kansas (10/15/16)
Sacks: 1.0 vs. Kansas (10/15/16); vs. Texas Tech (11/11/17)
Forced Fumbles: 1 at West Virginia (12/3/16); vs. Texas Tech (11/11/17)
Fumbles Recovered: N/A
Interceptions: N/A



22

JT WOODS

S • 6-2 • 183 • FR. • HS
SAN ANTONIO, TEXAS (STEELE HS)

Enrolled January 2018 ... plans to also run track ... named to the spring 2018 Big 12 Commissioner's Honor Roll.

2018 (Freshman): Has made an appearance in all six games so far on the season ... Had 1 tackle and for the second-straight game was credited with a pass breakup, Baylor's only on the day at Oklahoma (9/29) ... Had a career-high day vs. Kansas (9/22), collecting first career sack for 11 yards, finished with a career-high 3 tackles (2 solo), also had first-career pass breakup ... Had 1 tackle at UTSA (9/8) ... Made collegiate debut vs. ACU (9/1) ... Collected first-career tackle vs. ACU.

WOODS CAREER STATISTICS

DEFENSIVE									
YEAR	G/GS	UT	AT	TT	TFL-YD	QBS-YD	FF/FR	PBU	INT-YD
2018	6/0	4	2	6	1.0-11	1.0-11	0/0	2	0-0

CAREER BESTS

Tackles: 3 vs. Kansas (9/22/18)
Solo Tackles: 2 vs. Kansas (9/22/18)
Tackles-For-Loss: 1.0 vs. Kansas (9/22/18)
Sacks: 1.0 vs. Kansas (9/22/18)
Pass Breakups: 1, twice, at Oklahoma (9/29/18), vs. Kansas (9/22/18)
Interceptions: N/A
Forced Fumbles: N/A
Recovered Fumbles: N/A

BAYLOR FOOTBALL 2018

OVERALL: 4-2 (HOME 3-1, ROAD 1-1, NEUTRAL 0-0) | BIG 12 CONFERENCE: 2-1 (HOME 2-0, ROAD 0-1, NEUTRAL 0-0)

RESULTS 4-2 (2-1 BIG 12)

DATE	OPPONENT	RESULT	SCORE	ATTEND.	AP RANK	TV
Sept. 1	ABILENE CHRISTIAN	W	55-27	45,330	— —	FSN
Sept. 8	at UTSA	W	37-20	42,017	— —	Facebook
Sept. 15	DUKE	L	27-40	40,442	— —	FS1
Sept. 22	KANSAS	W	26-7	36,725	— —	FS1
Sept. 29	at Oklahoma	L	33-66	86,642	— 6	ABC
Oct. 6	KANSAS STATE	W	37-34	36,888	— —	FS1
Oct. 13	at Texas					
Oct. 25	at West Virginia					
Nov. 3	OKLAHOMA STATE					
Nov. 10	at Iowa State					
Nov. 17	TCU					
Nov. 24	vs. Texas Tech					

TEAM STATISTICS

	BAYLOR	OPPONENTS
SCORING	215	194
Points Per Game	35.8	32.3
Points Off Turnovers	31	42
FIRST DOWNS	166	111
Rushing	68	53
Passing	87	49
Penalty	11	9
RUSHING YARDAGE	1044	1159
Yards gained rushing	1195	1326
Yards lost rushing	151	167
Rushing Attempts	224	191
Average Per Rush	4.7	6.1
Average Per Game	174.0	193.2
TDs Rushing	13	10
PASSING YARDAGE	1953	1307
Comp-Att-Int	159-248-4	105-179-4
Average Per Pass	7.9	7.3
Average Per Catch	12.3	12.4
Average Per Game	325.5	217.8
TDs Passing	12	14
TOTAL OFFENSE	2997	2466
Total Plays	472	370
Average Per Play	6.3	6.7
Average Per Game	499.5	411.0
KICK RETURNS: #-Yards	14-262	11-213
PUNT RETURNS: #-Yards	13-74	6-59
INT RETURNS: #-Yards	4-22	4-53
KICK RETURN AVERAGE	18.7	19.4
PUNT RETURN AVERAGE	5.7	9.8
INT RETURN AVERAGE	5.5	13.2
FUMBLES-LOST	13-3	4-1
PENALTIES-Yards	41-393	31-257
Average Per Game	65.5	42.8
PUNTS-Yards	23-1013	30-1282
Average Per Punt	44.0	42.7
Net punt average	40.6	39.6
KICKOFFS-Yards	40-2518	37-2134
Average Per Kick	63.0	57.7
Net kick average	41.4	39.1
TIME OF POSSESSION/Game	34:10	25:50
3RD-DOWN Conversions	43/89	33/78
3rd-Down Pct	48%	42%
4TH-DOWN Conversions	2/4	1/6
4th-Down Pct	50%	17%
SACKS BY-Yards	14-107	18-112
MISC YARDS	0	0
TOUCHDOWNS SCORED	26	25
FIELD GOALS-ATTEMPTS	12-17	7-9
ON-SIDE KICKS	1-3	0-0
RED-ZONE SCORES	(23-24) 96%	(11-13) 85%
RED-ZONE TOUCHDOWNS	(16-24) 67%	(7-13) 54%
PAT-ATTEMPTS	(21-25) 84%	(23-25) 92%
ATTENDANCE	159385	128713
Games/Avg Per Game	4/39846	2/64356
Neutral Site Games		0/0

SCORE BY QUARTERS	1st	2nd	3rd	4th	Total
Baylor	43	59	55	58	215
Opponents	38	60	42	54	194

RUSHING

	GP	ATT.	GAIN	LOSS	NET	AVG.	TD	LONG	YPG
Hasty,JaMykal	6	48	304	19	285	5.9	3	54	47.5
Lovett,John	5	44	239	6	233	5.3	3	31	46.6
Ebner,Trestan	6	30	177	7	170	5.7	0	18	28.3
Brewer,Charlie	6	52	215	99	116	2.2	4	16	19.3
Hurd,Jalen	6	19	101	2	99	5.2	2	37	16.5
McClendon,Jalan	5	15	65	13	52	3.5	0	12	10.4
Williams,Craig	1	2	35	0	35	17.5	1	21	35.0
Platt,Chris	6	2	31	0	31	15.5	0	19	5.2
Smith,Abram	5	4	11	0	11	2.8	0	6	2.2
Fleeks,Josh	5	4	12	2	10	2.5	0	6	2.0
Thornton,Tyquan	6	2	3	1	2	1.0	0	3	0.3
McGuire,Garret	1	1	2	0	2	2.0	0	2	2.0
TEAM	4	1	0	2	-2	-2.0	0	0	-0.5
Total.....	6	224	1195	151	1044	4.7	13	54	174.0
Opponents.....	6	191	1326	167	1159	6.1	10	75	193.2

PASSING

	G	EFF	CMP-ATT-I	PCT	YDS	TD	LONG	AVG/G
Brewer,Charlie	6	140.08	132-206-2	64.1	1558	9	55	259.7
McClendon,Jalan	5	160.14	26-40-1	65.0	359	3	36	71.8
Atkinson,Jared	4	402.40	1-1-0	100.0	36	0	36	9.0
Ebner,Trestan	6	-200.00	0-1-1	0.0	0	0	0	0.0
Total.....	6	143.00	159-248-4	64.1	1953	12	55	325.5
Opponents.....	6	141.33	105-179-4	58.7	1307	14	86	217.8

RECEIVING

	G	NO	YDS	AVG	TD	LONG	AVG/G
Hurd,Jalen	6	42	550	13.1	3	38	91.7
Mims,Denzel	5	32	449	14.0	3	55	89.8
Hasty,JaMykal	6	18	133	7.4	1	34	22.2
Platt,Chris	6	17	231	13.6	1	45	38.5
Ebner,Trestan	6	15	137	9.1	0	23	22.8
Thornton,Tyquan	6	10	175	17.5	2	39	29.2
Jones,Marques	6	10	105	10.5	1	28	17.5
Fleeks,Josh	5	5	65	13.0	1	34	13.0
Henle,Christoph	6	4	41	10.2	0	13	6.8
Lovett,John	5	2	20	10.0	0	10	4.0
Brewer,Charlie	6	1	36	36.0	0	36	6.0
Stricklin,Pooh	6	1	9	9.0	0	9	1.5
Smith,Abram	5	1	3	3.0	0	3	0.6
Henderson,Tyler	6	1	-1	-1.0	0	0	-0.2
Total.....	6	159	1953	12.3	12	55	325.5
Opponents.....	6	105	1307	12.4	14	86	217.8

TOTAL OFFENSE

	G	PLAYS	RUSH	PASS	TOTAL	AVG/G
Brewer,Charlie	6	258	116	1558	1674	279.0
McClendon,Jalan	5	55	52	359	411	82.2
Hasty,JaMykal	6	48	285	0	285	47.5
Lovett,John	5	44	233	0	233	46.6
Ebner,Trestan	6	31	170	0	170	28.3
Hurd,Jalen	6	19	99	0	99	16.5
Atkinson,Jared	4	1	0	36	36	9.0
Williams,Craig	1	2	35	0	35	35.0
Platt,Chris	6	2	31	0	31	5.2
Smith,Abram	5	4	11	0	11	2.2
Fleeks,Josh	5	4	10	0	10	2.0
Thornton,Tyquan	6	2	2	0	2	0.3
McGuire,Garret	1	1	2	0	2	2.0
TEAM	4	1	-2	0	-2	-0.5
Total.....	6	472	1044	1953	2997	499.5
Opponents.....	6	370	1159	1307	2466	411.0

BAYLOR FOOTBALL 2018

OVERALL: 4-2 (HOME 3-1, ROAD 1-1, NEUTRAL 0-0) | BIG 12 CONFERENCE: 2-1 (HOME 2-0, ROAD 0-1, NEUTRAL 0-0)

SCORING

	TD	FGS	PATs					SAF	PTS
			KICK	RUSH	RCV	PASS	DXP		
Martin, Connor	0	12-17	21-24	0-0	0	0-0	0	0	57
Hurd, Jalen	5	0-0	0-0	0-0	0	0-0	0	0	30
Hasty, JaMycal	5	0-0	0-0	0-0	0	0-0	0	0	30
Brewer, Charlie	4	0-0	0-0	0-0	0	1-1	0	0	24
Lovett, John	3	0-0	0-0	0-0	0	0-0	0	0	18
Mims, Denzel	3	0-0	0-0	0-0	0	0-0	0	0	18
Thornton, Tyquan	2	0-0	0-0	0-0	0	0-0	0	0	12
Platt, Chris	1	0-0	0-0	0-0	1	0-0	0	0	8
Williams, Craig	1	0-0	0-0	0-0	0	0-0	0	0	6
Jones, Marques	1	0-0	0-0	0-0	0	0-0	0	0	6
Fleeks, Josh	1	0-0	0-0	0-0	0	0-0	0	0	6
Hand, Harrison	0	0-0	0-0	0-0	0	0-0	0	0	0
TEAM	0	0-0	0-1	0-0	0	0-0	0	0	0
Total.....	26	12-17	21-25	0-0	1	1-1	0	0	215
Opponents.....	25	7-9	23-25	0-0	0	0-0	0	0	194

PUNT RETURNS

	NO	YDS	AVG	TD	LONG
Nicholson, Tony	3	34	11.3	0	21
Arnold, Grayland	2	12	6.0	0	11
Hurd, Jalen	2	13	6.5	0	13
Platt, Chris	2	-24	-12.0	0	0
TEAM	2	4	2.0	0	0
White, Trevor	1	-3	-3.0	0	0
Morgan, Christian	1	5	5.0	0	0
Hasty, JaMycal	0	33	0.0	1	33
Total.....	13	74	5.7	1	33
Opponents.....	6	59	9.8	0	32

KICK RETURNS

	NO	YDS	AVG	TD	LONG
Fleeks, Josh	8	165	20.6	0	41
Thornton, Tyquan	5	83	16.6	0	26
Lovett, John	1	14	14.0	0	14
Total.....	14	262	18.7	0	41
Opponents.....	11	213	19.4	0	29

INTERCEPTIONS

	NO	YDS	AVG	TD	LONG
Bernard, Terrel	1	28	28.0	0	28
McVea, Jairon	1	3	3.0	0	3
Morgan, Christian	1	-2	-2.0	0	0
Thomas, Derrek	1	-7	-7.0	0	0
Total.....	4	22	5.5	0	28
Opponents.....	4	53	13.2	1	53

FUMBLE RETURNS

	NO	YDS	AVG	TD	LONG
Total.....	0	0	0.0	0	0
Opponents.....	0	0	0.0	0	0

ALL-PURPOSE YARDS

	G	RUSH	REC	PR	KOR	IR	TOT	AVG/G
Hurd, Jalen	6	99	550	13	0	0	662	110.3
Hasty, JaMycal	6	285	133	33	0	0	451	75.2
Mims, Denzel	5	0	449	0	0	0	449	89.8
Ebner, Trestan	6	170	137	0	0	0	307	51.2
Lovett, John	5	233	20	0	14	0	267	53.4
Thornton, Tyquan	6	2	175	0	83	0	260	43.3
Fleeks, Josh	5	10	65	0	165	0	240	48.0
Platt, Chris	6	31	231	-24	0	0	238	39.7
Brewer, Charlie	6	116	36	0	0	0	152	25.3
Jones, Marques	6	0	105	0	0	0	105	17.5
McClendon, Jalen	5	52	0	0	0	0	52	10.4
Henle, Christoph	6	0	41	0	0	0	41	6.8
Williams, Craig	1	35	0	0	0	0	35	35.0
Nicholson, Tony	3	0	0	34	0	0	34	11.3
Bernard, Terrel	6	0	0	0	0	28	28	4.7
Smith, Abram	5	11	3	0	0	0	14	2.8
Arnold, Grayland	4	0	0	12	0	0	12	3.0
Stricklin, Pooh	6	0	9	0	0	0	9	1.5
McVea, Jairon	6	0	0	0	0	3	3	0.5
Morgan, Christian	6	0	0	5	0	-2	3	0.
TEAM	4	-2	0	4	0	0	2	0.5
McGuire, Garret	1	2	0	0	0	0	2	2.0
Henderson, Tyler	6	0	-1	0	0	0	-1	-0.2
White, Trevor	5	0	0	-3	0	0	-3	-0.6
Thomas, Derrek	6	0	0	0	0	-7	-7	-1.2
Total.....	6	1044	1953	74	262	22	3355	559.2
Opponents.....	6	1159	1307	59	213	53	2791	465.2

PUNTING

	NO	YDS	AVG	LONG	TB	FC	I20	50+	BLKD
Galitz, Drew	23	1013	44.0	60	1	9	9	7	0
Total.....	23	1013	44.0	60	1	9	9	7	0
Opponents.....	30	1282	42.7	65	1	8	10	9	1

FIELD GOALS

	FGM-FGA	PCT	01-19	20-29	30-39	40-49	50-99	LG	BLK
Martin, Connor	12-17	70.6	0-0	3-3	6-7	2-5	1-2	50	1

KICKOFFS

	NO	YDS	AVG	TB	OB	RETN	NET	YDLN
Galitz, Drew	37	2348	63.5	24	1			
Sedwick, Jay	2	130	65.0	2	0			
Martin, Connor	1	40	40.0	0	0			
Total.....	40	2518	63.0	26	1	213	41.4	23
Opponents.....	37	2134	57.7	17	1	262	39.1	25

BAYLOR FOOTBALL 2018

OVERALL: 4-2 (HOME 3-1, ROAD 1-1, NEUTRAL 0-0) | BIG 12 CONFERENCE: 2-1 (HOME 2-0, ROAD 0-1, NEUTRAL 0-0)

DEFENSIVE STATISTICS

	GP-GS	SOLO	AST	TOTAL	TFL-YDS	SACKS-YDS	INT-YDS	PBU	QBH	FR-YDS	FF	BLOCK	SAFETY
Miller,Chris	6-6	24	10	34	.	.	.	1	.	1-0	1	.	.
Bernard,Terrel	6-0	13	14	27	2.5-14	1.0-12	1-28
Williams,Jordan	6-6	13	13	26	2.0-3	.	.	1	2
Vaughns,Verkedric	5-4	15	8	23	2.5-6	.	.	1
Johnston,Clay	5-4	13	10	23
Lynch,James	6-6	13	7	20	7.0-38	4.0-26	.	2	5
Roberts,Greg	5-4	10	4	14	4.0-21	3.0-18	.	2	.	.	1	.	.
Lewis,Ira	6-6	7	5	12	1.0-10	1.0-10
Pitre,Jalen	6-1	5	5	10	2.0-6
Roy,Bravion	6-4	4	6	10	0.5-2
Lynch,Blake	6-3	8	2	10
Texada,Raleigh	6-2	7	2	9	.	.	.	1
Black,Henry	6-3	6	3	9	1.0-10	1.0-10
Kelly,Chad	5-0	7	2	9	1.0-2
Thompson,BJ	3-2	5	4	9	3.0-17	2.0-15	.	.	1	.	.	1	.
Williams,Deonte	6-0	5	4	9	3.0-13	.	.	.	1
Lockhart,James	6-2	6	2	8	2.5-7	1.0-5	.	1	2
Morgan,Christian	6-1	5	3	8	.	.	1--2	1	.
Maticcik,Ross	6-2	5	2	7	1
Woods,JT	6-0	4	2	6	1.0-11	1.0-11	.	2
Arnold,Grayland	4-2	6	.	6
Hand,Harrison	6-3	4	1	5	.	.	.	2
Barnes,Kalon	6-1	3	2	5	.	.	.	1
Thomas,Derrek	6-4	5	.	5	.	.	1--7	3
Houston,Jameson	6-0	2	2	4	.	.	.	2
Jones,Xavier	2-0	1	1	2	1.0-1
Copeland,Jake	4-0	1	1	2
McVea,Jairon	6-0	2	.	2	.	.	1-3
Ogbonnaya,Chidi	6-0	.	2	2
Saulin,Rob	5-0	1	.	1
Smith,Abram	5-0	1	.	1
Lovett,John	5-0	.	1	1
Total.....	6	201	118	319	34-161	14-107	4-22	19	12	1-0	2	2	.
Opponents.....	6	278	156	434	40.0-152	18-112	4-53	19	20	3-0	8	1	.

BAYLOR FOOTBALL 2018

OVERALL: 4-2 (HOME 3-1, ROAD 1-1, NEUTRAL 0-0) | BIG 12 CONFERENCE: 2-1 (HOME 2-0, ROAD 0-1, NEUTRAL 0-0)

GAME-BY-GAME TEAM STATS

GAME	FINAL SCORE	QUARTERS					1ST DOWNS R-P-PE TOT	RUSHING NO-YDS-TD	PASSING C-A-I YDS TD	TOT OFF ATT-YDS NO-AVG	PUNTS NO-AVG	PEN F-FL NO-YDS	3RD DNS	4TH DNS	RED ZONE NO-YDS	SACKS NO-YDS	FIELD GOALS	POSSESSION TIME						
		1	2	3	4	OT												1	2	3	4	TOT		
Baylor	55	17	21	10	7	14-12-0	26	36-295-5	18-28-1	311 2	64-606	3-42.7	2-0	5-53	2-9	0-0	5-5	2-7	2-2	7:23	5:33	7:07	9:56	29:59
Abilene Christian	27	7	13	7	0	8-9-2	19	27-220-1	27-40-1	246 2	67-466	7-43.1	0-0	5-37	6-15	0-1	2-3	0-0	2-2	7:37	9:27	7:53	5:04	30:01
Baylor	37	10	10	7	10	7-16-3	26	31-91-1	27-41-0	403 3	72-494	3-41.3	1-1	7-70	8-14	0-0	4-4	3-29	3-3	8:04	7:42	8:23	10:59	35:08
at UTSA	20	3	10	0	7	5-11-0	16	26-98-1	18-33-1	157 1	59-255	5-43.0	0-0	6-30	5-12	0-1	2-2	3-12	2-2	6:56	7:18	6:37	4:01	24:52
Baylor	27	0	0	13	14	9-12-0	21	32-130-2	24-42-1	270 1	74-400	6-48.0	3-1	5-44	7-15	0-0	2-2	0-0	0-2	10:13	9:08	5:39	8:17	33:17
Duke	40	7	16	7	10	12-7-1	20	44-225-1	12-30-0	174 3	74-399	6-34.7	0-0	0-0	8-18	1-2	3-3	2-15	2-2	4:47	5:52	9:21	6:43	26:43
Baylor	26	7	16	3	0	10-10-2	22	39-189-0	20-29-0	257 3	68-446	5-45.6	1-0	13-140	7-14	0-0	2-2	4-29	2-2	9:06	8:39	7:53	9:27	35:05
Kansas	7	0	0	7	0	5-5-4	14	28-122-0	16-27-0	149 1	55-271	3-47.6	0-0	7-55	4-13	0-1	1-1	3-19	0-1	5:54	6:21	7:07	5:33	24:55
Baylor	33	6	3	14	10	11-18-4	33	38-77-2	40-63-0	416 2	101-493	5-38.8	3-1	9-75	9-20	2-4	5-5	2-15	2-2	9:07	9:09	9:19	9:45	37:20
at Oklahoma	66	14	14	21	17	8-12-2	22	32-166-3	17-23-0	441 6	55-607	3-45.7	1-0	7-80	4-8	0-0	3-3	6-41	1-1	5:53	5:51	5:41	5:15	22:40
Baylor	37	3	9	8	17	17-19-2	38	48-261-3	30-45-2	296 1	93-557	1-51.0	3-0	2-10	10-17	0-0	5-6	3-27	3-6	9:23	9:08	6:22	9:21	34:14
Kansas State	34	7	7	0	20	15-5-0	20	35-319-4	15-26-2	149 1	61-468	2-43.5	3-1	6-55	6-12	0-1	0-1	4-25	0-1	5:37	5:52	8:38	5:39	25:46

Baylor

at Texas

Baylor

at West Virginia

Baylor

Oklahoma State

Baylor

at Iowa State

Baylor

TCU

Baylor

vs. Texas Tech

GAME-BY-GAME OFFENSIVE STARTERS

OPPONENT	WR	LT	LG	C	RG	RT	TE	WR	QB	RB	WR	WR	FB	IR
ACU	Platt	Malin	Beard	Tecklenburg	Blackmar	Lawrence	—	Mims	Brewer	Hasty	Hurd	M. Jones		
at UTSA	Platt	Anderson	Newman	Tecklenburg	Blackmar	Lawrence	Henle	Mims	Brewer	Hasty	Hurd			
Duke	Platt	Anderson	Newman	Tecklenburg	Blackmar	Lawrence	—	Atkinson	Brewer	Hasty	Hurd	M. Jones		
Kansas	Platt	Fruhmorgen	Newman	Tecklenburg	Blackmar	Lawrence	—	Mims	Brewer	Lovett	Hurd	M. Jones		
at Oklahoma	Platt	Fruhmorgen	Valentin	Tecklenburg	Blackmar	Lawrence	—	Mims	Brewer	Hasty	Fleeks	M. Jones		
Kansas State	Platt	Fruhmorgen	Valentin	Tecklenburg	Blackmar	Lawrence	Henle	Mims	Brewer	Hasty	Hurd			

at Texas

at West Virginia

Oklahoma State

at Iowa State

TCU

vs. Texas Tech

GAME-BY-GAME DEFENSIVE STARTERS

OPPONENT	DE	NT	DT	RE	WLB	MLB	SLB	CB	RS	LS	CB
ACU	J. Lynch	Roy	Lewis	Lockhart	J. Williams	Maticik	Black	Arnold	Vaughns	Miller	Texada
at UTSA	J. Lynch	Roy	Lewis	Lockhart	J. Williams	Maticik	Black	Arnold	B. Lynch	Miller	Thomas
Duke	J. Lynch	Roy	Lewis	Roberts	J. Williams	Johnston	Black	Hand	Vaughns	Miller	Thomas
Kansas	J. Lynch	Roy	Lewis	Roberts	J. Williams	Johnston	Pitre	Hand	Vaughns	Miller	Thomas
at Oklahoma	Roberts	Lewis	J. Lynch	Thompson	J. Williams	Johnston	B. Lynch	Hand	Vaughns	Miller	Thomas
Kansas State	Roberts	Lewis	J. Lynch	Thompson	J. Williams	Johnston	B. Lynch	Barnes	Morgan	Miller	Texada

at Texas

at West Virginia

Oklahoma State

at Iowa State

TCU

vs. Texas Tech

BAYLOR FOOTBALL 2018

OVERALL: 4-2 (HOME 3-1, ROAD 1-1, NEUTRAL 0-0) | BIG 12 CONFERENCE: 2-1 (HOME 2-0, ROAD 0-1, NEUTRAL 0-0)

GAME-BY-GAME PASSING

CHARLIE BREWER	CMP	ATT	INT	PCT	YDS	TD	LONG	SACKS	EFF.	JALAN McCLENDON	CMP	ATT	INT	PCT	YDS	TD	LONG	SACKS	EFF.
ACU	8	15	1	53.3	138	0	55	0	130.61	ACU	10	13	0	76.9	173	2	34	0	239.48
at UTSA	23	34	0	67.6	328	3	42	2	177.80	at UTSA	3	6	0	50.0	39	0	17	1	104.60
Duke	14	26	0	53.8	175	0	39	1	110.38	Duke	10	16	1	62.5	95	1	25	1	120.50
Kansas	19	27	0	70.4	221	3	39	2	175.79	Kansas	1	2	0	50.0	36	0	36	1	201.20
at Oklahoma	38	60	0	63.3	400	2	45	6	130.33	at Oklahoma	2	3	0	66.7	16	0	9	0	111.47
Kansas State	30	44	1	68.2	296	1	21	4	127.65	Kansas State	DNP								
at Texas																			
at West Virginia																			
Oklahoma State																			
at Iowa State																			
TCU																			
vs. Texas Tech																			

GAME-BY-GAME RUSHING (No.-Yards-TDs)

PLAYER	NO-YDS-TD	ACU	at UTSA	DUKE	KU	at OU	KSU	at UT	at WVU	OSU	at ISU	TCU	vs. TTU
Hasty, JaMycal	48-285-3	10-102-2	10-7-1	4-13-0	5-60-0	10-43-0	9-60-0						
Lovett, John	44-233-3	12-115-3	9-47-0	5-12-0	9-23-0	9-36-0	DNP						
Ebner, Trestan	30-170-0	3-28-0	1-5-0	3-11-0	5-20-0	1-6-0	17-100-0						
Brewer, Charlie	52-115-4	1-15-0	8-22-0	8-32-2	12-56-0	11-(-20)-1	12-10-1						
Hurd, Jalen	19-99-2	0-0-0	0-0-0	1-12-0	4-19-0	6-12-1	8-56-1						
McClendon, Jalen	15-52-0	2-7-0	2-(-2)-0	10-51-0	1-(-4)-0	0-0-0	DNP						
Williams, Craig	2-35-1	DNP	DNP	DNP	DNP	DNP	2-35-1						
Platt, Chris	2-31-0	0-0-0	1-12-0	0-0-0	1-19-0	0-0-0	0-0-0						
Smith, Abram	4-11-0	4-11-0	DNP	0-0-0	0-0-0	0-0-0	0-0-0						
Fleeks, Josh	4-10-0	2-12-0	DNP	0-0-0	1-(-2)-0	1-0-0	0-0-0						
Thornton, Tyquan	2-2-0	1-3-0	0-0-0	1-(-1)-0	0-0-0	0-0-0	0-0-0						
McGuire, Garret	1-2-0	1-2-0	DNP	DNP	DNP	DNP	DNP						

GAME-BY-GAME RECEIVING (No.-Yards-TDs)

PLAYER	NO-YDS-TD	ACU	at UTSA	DUKE	KU	at OU	KSU	at UT	at WVU	OSU	at ISU	TCU	vs. TTU
Hurd, Jalen	42-550-3	4-58-1	8-136-1	6-57-0	4-60-0	9-104-1	11-135-0						
Mims, Denzel	32-449-3	3-80-0	8-133-1	DNP	2-32-0	11-114-1	8-90-1						
Platt, Chris	17-231-1	3-40-0	4-53-0	2-25-0	3-29-1	2-54-0	3-30-0						
Thornton, Tyquan	10-175-2	0-0-0	2-22-0	3-92-1	3-50-1	1-11-0	1-0-0						
Ebner, Trestan	15-137-0	2-39-0	1-9-0	3-19-0	1-4-0	5-53-0	3-13-0						
Hasty, JaMycal	18-133-1	4-67-0	1-3-1	4-10-0	0-0-0	7-42-0	2-11-0						
Jones, Marques	10-105-1	1-20-1	0-0-0	3-38-0	1-4-0	3-26-0	2-17-0						
Fleeks, Josh	5-65-1	0-0-0	DNP	0-0-0	5-65-1	0-0-0	0-0-0						
Henle, Christoph	4-41-0	1-7-0	1-12-0	0-0-0	1-13-0	1-9-0	0-0-0						
Brewer, Charlie	1-36-0	0-0-0	1-36-0	0-0-0	0-0-0	0-0-0	0-0-0						
Lovett, John	2-20-0	0-0-0	0-0-0	2-20-0	0-0-0	0-0-0	DNP						
Stricklin, Pooh	1-9-0	0-0-0	0-0-0	1-9-0	0-0-0	0-0-0	0-0-0						
Smith, Abram	1-3-0	0-0-0	DNP	0-0-0	0-0-0	1-3-0	0-0-0						
Henderson, Tyler	1-(-3)-0	0-0-0	1-(-3)-0	0-0-0	0-0-0	0-0-0	0-0-0						

GAME-BY-GAME KICKING

CONNOR MARTIN	PAT	ATT	PCT	FG	ATT	PCT	LONG	PTS
Abilene Christian	7	7	100.0	2	2	100.0	50	13
at UTSA	4	4	100.0	3	3	100.0	47	13
Duke	3	3	100.0	0	2	0.0	—	3
Kansas	2	3	66.7	2	2	100.0	45	8
at Oklahoma	3	4	75.0	2	2	100.0	39	9
Kansas State	2	3	66.7	3	6	50.0	35	11
at Texas								
at West Virginia								
Oklahoma State								
at Iowa State								
TCU								
vs. Texas Tech								

GAME-BY-GAME PUNTING

DREW GALITZ	NO	YDS	AVG	LONG	I20	TB	50+	60+
Abilene Christian	3	128	42.7	45	1	0	0	0
at UTSA	3	124	41.3	50	2	0	1	0
Duke	6	288	48.0	60	0	0	3	1
Kansas	5	228	45.6	58	5	0	2	0
at Oklahoma	5	194	38.8	44	1	1	0	0
Kansas State	1	51	51.0	51	0	0	1	0
at Texas								
at West Virginia								
Oklahoma State								
at Iowa State								
TCU								
vs. Texas Tech								

BAYLOR FOOTBALL 2018

OVERALL: 4-2 (HOME 3-1, ROAD 1-1, NEUTRAL 0-0) | BIG 12 CONFERENCE: 2-1 (HOME 2-0, ROAD 0-1, NEUTRAL 0-0)

GAME-BY-GAME TACKLES (UT-AT-TOT)

PLAYER	UT-AT-TOTAL	ACU	at UTSA	DUKE	KU	at OU	KSU	at UT	at WVU	OSU	at ISU	TCU	vs. TTU
Miller, Chris	24-10-34	5-2-7	3-1-4	5-0-5	3-1-4	2-4-6	6-2-8						
Bernard, Terrel	13-14-27	1-0-1	4-3-7	3-4-7	5-2-7	0-5-5	0-0-0						
Williams, Jordan	13-14-27	3-1-4	0-1-1	5-0-5	0-4-4	2-4-6	3-4-7						
Vaughns, Verkedric	15-8-23	4-0-4	0-0-0	3-4-7	6-1-7	2-3-5	DNP						
Johnston, Clay	13-10-23	DNP	2-3-5	8-3-11	1-3-4	0-0-0	2-1-3						
Lynch, James	13-7-20	2-0-2	2-2-4	1-1-2	2-0-2	3-2-5	3-2-5						
Roberts, Greg	11-4-15	DNP	0-1-1	3-3-6	3-0-3	5-0-5	0-0-0						
Lewis, Ira	7-5-12	1-1-2	2-0-2	2-2-4	0-1-1	1-0-1	1-1-2						
Pitre, Jalen	5-5-10	1-2-3	1-1-2	0-1-1	1-1-2	1-0-1	1-0-1						
Roy, Bravvion	4-6-10	0-0-0	3-2-5	1-2-3	0-1-1	0-1-1	0-0-0						
Lynch, Blake	8-1-9	1-1-2	3-0-3	1-0-1	0-0-0	0-0-0	3-0-3						
Kelly, Chad	7-2-9	5-1-6	1-0-1	1-1-2	0-0-0	0-0-0	0-0-0						
Texada, Raleigh	7-2-9	0-0-0	0-1-1	0-0-0	0-0-0	3-0-3	4-1-5						
Black, Henry	6-3-9	3-2-5	2-1-3	0-0-0	DNP	DNP	1-0-1						
Thompson, BJ	5-4-9	DNP	DNP	DNP	1-1-2	3-1-4	1-2-3						
Williams, Deonte	5-4-9	0-0-0	1-1-2	1-2-3	1-0-1	1-0-1	1-1-2						
Lockhart, James	6-2-8	4-0-4	1-1-2	0-0-0	0-0-0	0-1-1	1-0-1						
Morgan, Christian	5-3-8	0-0-0	0-1-1	0-1-1	0-0-0	1-1-2	4-0-4						
Maticcik, Ross	5-2-7	3-2-5	1-0-1	0-0-0	1-0-1	0-0-0	0-0-0						
Arnold, Grayland	6-0-6	4-0-4	0-0-0	0-0-0	2-0-2	DNP	DNP						
Woods, JT	4-2-6	1-0-1	0-1-1	0-0-0	2-1-3	1-0-1	0-0-0						
Thomas, Derrek	5-0-5	1-0-1	1-0-1	2-0-2	0-0-0	1-0-1	0-0-0						
Hand, Harrison	4-1-5	0-0-0	1-0-1	0-0-0	2-0-2	1-1-2	0-0-0						
Barnes, Kalon	3-2-5	0-1-1	1-1-2	1-0-1	0-0-0	0-0-0	1-0-1						
Houston, Jameson	2-2-4	0-0-0	1-0-1	0-1-1	1-0-1	0-1-1	0-0-0						
Jones, Xavier	1-1-2	1-0-1	0-1-1	0-0-0	DNP	DNP	DNP						
Copeland, Jake	1-1-2	DNP	DNP	0-0-0	1-0-1	0-1-1	0-0-0						
Ogbonnaya, Chidi	0-2-2	0-1-1	0-0-0	0-1-1	0-0-0	0-0-0	0-0-0						
Saulin, Rob	1-0-1	0-0-0	1-0-1	0-0-0	0-0-0	0-0-0	DNP						
McVea, Jairon	1-0-1	0-0-0	0-0-0	0-0-0	1-0-1	0-0-0	1-0-1						
Smith, Abram	1-0-1	0-0-0	DNP	0-0-0	1-0-1	0-0-0	0-0-0						
Lovett, John	0-1-1	0-0-0	0-1-1	0-0-0	0-0-0	0-0-0	DNP						

BAYLOR FOOTBALL 2018

OVERALL: 4-2 (HOME 3-1, ROAD 1-1, NEUTRAL 0-0) | BIG 12 CONFERENCE: 2-1 (HOME 2-0, ROAD 0-1, NEUTRAL 0-0)

GAME-BY-GAME TACKLES FOR LOSS (TFL-YARDS)

PLAYER	TFL-YDS	ACU	at UTSA	DUKE	KU	at OU	KSU	at UT	at WVU	OSU	at ISU	TCU	vs. TTU
Lynch, James	6.5-38	1.0-2	2.5-17	0.0-0	1.0-9	0.0-0	2.0-10						
Roberts, Greg	5.0-28	DNP	0.0-0	0.0-0	2.0-6	3.0-22	0.0-0						
Thompson, BJ	3.0-17	0.0-0	0.0-0	0.0-0	1.0-6	1.0-2	1.0-9						
Bernard, Terrel	2.5-14	0.0-0	1.0-12	0.0-0	1.0-2	0.5-0	0.0-0						
Lockhart, James	2.5-7	1.0-5	0.5-0	0.0-0	0.0-0	0.0-0	1.0-2						
Williams, Deonte	2.0-10	0.0-0	1.0-4	0.0-0	1.0-6		0.0-0						
Pitre, Jalen	2.0-6	1.0-1	0.0-0	0.0-0	0.0-0	0.0-0	1.0-5						
Williams, Jordan	2.0-3	1.0-1	0.0-0	0.0-0	0.5-1	0.5-1	0.0-0						
Woods, JT	1.0-11	0.0-0	0.0-0	0.0-0	1.0-11		0.0-0						
Lewis, Ira	1.0-10	0.0-0	1.0-10	0.0-0	0.0-0	0.0-0	0.0-0						
Black, Henry	1.0-5	0.0-0	0.0-0	0.0-0	DNP	DNP	1.0-5						
Vaughns, Verkedric	1.0-3	0.0-0	0.0-0	0.0-0	1.0-3		0.0-0						
Kelly, Chad	1.0-2	1.0-2	0.0-0	0.0-0	0.0-0	0.0-0	0.0-0						
Arnold, Grayland	1.0-1	1.0-1	0.0-0	0.0-0	0.0-0	DNP	DNP						
Jones, Xavier	1.0-1	1.0-1	0.0-0	0.0-0	DNP	DNP	DNP						
Roy, Bravvion	0.5-2	0.0-0	0.0-0	0.0-0	0.5-2	0.0-0	0.0-0						

GAME-BY-GAME SACKS (SACKS-YARDS)

PLAYER	SACKS-YARDS	ACU	at UTSA	DUKE	KU	at OU	KSU	at UT	at WVU	OSU	at ISU	TCU	vs. TTU
Lynch, James	4.5-26	1.0-2	1.0-7	0.5-0	1.0-9	0.0-0	1.0-8						
Roberts, Greg	3.0-18	DNP	0.0-0	0.0-0	1.0-3	2.0-15	0.0-0						
Thompson, BJ	2.0-15	DNP	DNP	DNP	1.0-6	0.0-0	1.0-9						
Bernard, Terrel	1.0-12	0.0-0	1.0-12	0.0-0	0.0-0	0.0-0	0.0-0						
Woods, JT	1.0-11	0.0-0	0.0-0	0.0-0	1.0-11	0.0-0	0.0-0						
Lewis, Ira	1.0-10	0.0-0	1.0-10	0.0-0	0.0-0	0.0-0	0.0-0						
Black, Henry	1.0-10	0.0-0	0.0-0	0.0-0	DNP	DNP	1.0-10						
Lockhart, James	1.0-5	1.0-5	0.0-0	0.0-0	0.0-0	0.0-0	0.0-0						
Williams, Deonte	1.0-3	0.0-0	0.0-0	1.0-3	0.0-0	0.0-0	0.0-0						
Vaughns, Verkedric	0.5-2	0.0-0	0.0-0	0.5-2	0.0-0	0.0-0	DNP						

BAYLOR FOOTBALL 2018

OVERALL: 4-2 (HOME 3-1, ROAD 1-1, NEUTRAL 0-0) | BIG 12 CONFERENCE: 2-1 (HOME 2-0, ROAD 0-1, NEUTRAL 0-0)

SCORING DRIVES

OPPONENT	PLAYS	YDS	DRIVE TIME	QTR/ CLOCK	DRIVE START	DRIVE PLAY
ACU	6	30	2:16	1st/9:39	ACU48	Martin 35 FG
ACU	5	80	1:18	1st/5:27	BU20	Hurd 25 pass from McClendon
ACU	2	16	0:47	1st/2:39	ACU16	M. Jones pass from McClendon
ACU	6	67	2:09	2nd/11:24	BU33	Hasty 3 run
ACU	3	71	1:22	2nd/4:08	BU29	Hasty 54 run
ACU	4	75	1:55	2nd/1:55	BU25	Lovett 31 run
ACU	6	85	2:40	3rd/10:55	BU15	Lovett 3 run
ACU	7	41	3:29	3rd/3:24	BU27	Martin 50 FG
ACU	6	55	2:22	4th/9:18	BU45	Lovett 7 run
at UTSA	9	50	4:26	1st/8:48	50	Hasty 3 pass from Brewer
at UTSA	4	2	1:27	1st/7:05	UTSA32	Martin 47 FG
at UTSA	7	97	4:09	2nd/4:03	BU03	Mims 22 pass from Brewer
at UTSA	5	36	2:07	2nd/1:56	BU49	Martin 32 FG
at UTSA	10	58	3:53	3rd/3:42	BU42	Hurd 7 pass from Brewer
at UTSA	9	44	3:38	4th/9:29	BU35	Martin 38 FG
at UTSA	12	78	6:57	4th/1:29	BU22	Hasty 1 run
DUKE	8	75	2:31	3rd/11:08	BU25	Brewer 3 run
*DUKE			3rd/6:39			Hasty 33 blocked punt return
DUKE	11	82	5:01	4th/9:44	BU18	Thornton 25 pass from McClendon
DUKE	6	75	1:43	4th/1:56	BU25	Brewer 2 run
KANSAS	6	47	3:48	1st/5:35	KU47	Platt 22 pass from Brewer
KANSAS	6	69	2:40	2nd/14:52	BU31	Thornton 39 pass from Brewer
KANSAS	12	55	6:43	2nd/4:32	BU17	Martin 45 FG
KANSAS	4	46	1:16	2nd/1:37	KU46	Fleeks 34 pass from Brewer
KANSAS	9	65	3:32	3rd/5:00	BU25	Martin 27 FG
at Oklahoma	12	75	5:56	1st/2:42	BU25	Mims 13 pass from Brewer
at Oklahoma	9	44	1:37	2nd/0:00	BU41	Martin 32 FG
at Oklahoma	13	75	4:38	3rd/10:22	BU25	Hurd 2 run
at Oklahoma	8	75	2:31	3rd/7:06	BU25	Brewer 1 run
at Oklahoma	11	53	3:15	4th/11:45	BU25	Martin 39 FG
at Oklahoma	9	75	3:56	4th/5:12	BU25	Hurd 4 pass from Brewer
KANSAS STATE	11	58	3:43	1st/11:17	BU25	Martin 35 FG
KANSAS STATE	9	51	2:22	2nd/14:40	BU38	Martin 28 FG
KANSAS STATE	10	43	3:32	2nd/9:47	KS43	Brewer 3 run
KANSAS STATE	2	19	0:28	3rd/14:28	KS19	Hurd 1 run
KANSAS STATE	7	71	2:06	4th/8:32	BU29	Mims 21 pass from Brewer
KANSAS STATE	4	67	1:05	4th/6:41	BU33	C. Williams 21 run
KANSAS STATE	12	76	4:18	4th/0:08	BU13	Martin 29 FG
AVERAGE DRIVE	7.6	58.9	3:01			

* - not counted toward average drive length

DRIVES SUPERLATIVES

MOST PLAYS:	13 at OU (TD)	FEWEST PLAYS:	2, twice
MOST YARDS:	97 at UTSA (TD)	FEWEST YARDS:	4 at UTSA (FG)
LONGEST TIME:	6:57 at UTSA (TD)	SHORTEST TIME:	0:28 vs. KSU (TD)

LONG PLAYS FROM SCRIMMAGE (25-Plus Yards)

YDS	PLAY	OPPONENT (QTR)
55	Mims pass from Brewer	ACU (3rd)
54	Hasty run [TD]	ACU (2nd)
45	Platt pass from Brewer	at Oklahoma (4th)
42	Mims pass from Brewer	at UTSA (2nd)
39	Thornton pass from Brewer	DUKE (3rd)
39	Thornton pass from Brewer [TD]	KANSAS (2nd)
38	Hurd pass from Brewer	at UTSA (3rd)
38	Hasty run	KANSAS (3rd)
37	Hurd run	KANSAS STATE (2nd)
36	Brewer pass from Atkinson	at UTSA (2nd)
36	Hurd pass from McClendon	KANSAS (4th)
34	Hasty pass from McClendon	ACU (1st)
34	Fleeks pass from Brewer [TD]	KANSAS (2nd)
33	Hasty blocked punt return [TD]	DUKE (3rd)
31	Lovett run [TD]	ACU (2nd)
29	Platt pass from Brewer	at UTSA (4th)
28	Bernard interception return	ACU (1st)
28	M. Jones pass from Brewer	DUKE (4th)
28	Thornton pass from Brewer	DUKE (4th)
26	Hurd pass from Brewer	at Oklahoma (4th)
25	Hurd pass from McClendon [TD]	ACU (1st)
25	Thornton pass from Brewer	at UTSA (4th)
25	Thornton pass from McClendon [TD]	DUKE (4th)

MISCELLANEOUS INFORMATION

OPPONENT	BAYLOR CAPTAINS	COIN TOSS	BAYLOR KO/REC	BAYLOR FIRST PLAY	OPP. FIRST POSSESSION	KICKOFF TIME (SITE)	GAME LENGTH	BU UNIFORM	GAME TIME TEMP	SURFACE	RESULT
Abilene Christian	Jacobs, Lawrence, Lewis, Platt	ACU	REC	Hasty 13 run	Punt	7:05 p.m.	3:59	Green/Green/Gold	94	Turf	W, 55-27
at UTSA	Blackmar, Galitz, Hurd, X. Jones	BU	KO	Hurd 22 pass from Brewer	Punt	6:05 p.m.	3:12	White/White/White	Indoors	Turf	W, 37-20
Duke	Lewis, J. Lynch, Roberts, Roy	Duke	REC	Hurd 10 pass from Brewer	Punt	2:32 p.m.	3:31	Green/Gray/Green	89	Turf	L, 27-40
Kansas	Lovett, Platt, Vaughns, J. Williams	KU	REC	Hurd 4 pass from Brewer	Punt	2:35 p.m.	3:17	Green/Green/White	73	Turf	W, 26-7
at Oklahoma	Hasty, Johnston, C. Miller, Tecklenburg	BU	KO	Hasty 9 pass from Brewer	Punt	2:36 p.m.	3:47	Green/White/Green	71	Grass	L, 33-66
Kansas State	Malin, Platt, Roberts, Thomas	KSU	REC	Hurd 12 pass from Brewer	TD	2:40 p.m.	3:37	Green/Gray/Gray	87	Turf	W, 37-34
at Texas											
at West Virginia											
Oklahoma State											
at Iowa State											
TCU											
vs. Texas Tech											

BAYLOR FOOTBALL 2018

OVERALL: 4-2 (HOME 3-1, ROAD 1-1, NEUTRAL 0-0) | BIG 12 CONFERENCE: 2-1 (HOME 2-0, ROAD 0-1, NEUTRAL 0-0)

BAYLOR SUPERLATIVES

INDIVIDUAL		
Rushes	17	Ebner, Trestan vs Kansas State (Oct 06, 2018)
Yards Rushing	115	Lovett, John vs ACU (Sept 1, 2018)
TD Rushes	3	Lovett, John vs ACU (Sept 1, 2018)
Long Rush	54	Hasty, JaMycal vs ACU (Sept 1, 2018)
Pass attempts	60	Brewer, Charlie at Oklahoma (Sep 29, 2018)
Pass completions	38	Brewer, Charlie at Oklahoma (Sep 29, 2018)
Yards Passing	400	Brewer, Charlie at Oklahoma (Sep 29, 2018)
TD Passes	3	Brewer, Charlie at UTSA (Sep 8, 2018) Brewer, Charlie vs Kansas (Sep 22, 2018)
Long Pass	55	Brewer, Charlie vs ACU (Sept 1, 2018)
Receptions	11	Hurd, Jalen vs Kansas State (Oct 06, 2018) Mims, Denzel at Oklahoma (Sep 29, 2018)
Yards Receiving	136	Hurd, Jalen at UTSA (Sep 8, 2018)
TD Receptions	1	12 times
Long Reception	55	Mims, Denzel vs ACU (Sept 1, 2018)
Field Goals	3	Martin, Connor at UTSA (Sep 8, 2018) Martin, Connor vs Kansas State (Oct 06, 2018)
Long Field Goal	50	Martin, Connor vs ACU (Sept 1, 2018)
Punts	6	Galitz, Drew vs Duke (Sep 15, 2018)
Punting Avg	51.0	Galitz, Drew vs Kansas State (Oct 06, 2018)
Long Punt	60	Galitz, Drew vs Duke (Sep 15, 2018)
Punts inside 20	5	Galitz, Drew vs Kansas (Sep 22, 2018)
Long Punt Return	33	Hasty, JaMycal vs Duke (Sep 15, 2018)
Long Kickoff Return	41	Fleeks, Josh vs Duke (Sep 15, 2018)
Tackles	11	Johnston, Clay vs Duke (Sep 15, 2018)
Sacks	2.0	Roberts, Greg at Oklahoma (Sep 29, 2018)
Tackles For Loss	2.5	Lynch, James at UTSA (Sep 8, 2018)
Interceptions	1	four players

TEAM

Rushes	48	vs Kansas State (Oct 06, 2018)
Yards Rushing	295	vs ACU (Sept 1, 2018)
Yards Per Rush	8.2	vs ACU (Sept 1, 2018)
TD Rushes	5	vs ACU (Sept 1, 2018)
Pass attempts	63	at Oklahoma (Sep 29, 2018)
Pass completions	40	at Oklahoma (Sep 29, 2018)
Yards Passing	416	at Oklahoma (Sep 29, 2018)
Yards Per Pass	11.1	vs ACU (Sept 1, 2018)
TD Passes	3	at UTSA (Sep 8, 2018) vs Kansas (Sep 22, 2018)
Total Plays	101	at Oklahoma (Sep 29, 2018)
Total Offense	606	vs ACU (Sept 1, 2018)
Yards Per Play	9.5	vs ACU (Sept 1, 2018)
Points	55	vs ACU (Sept 1, 2018)
Sacks By	4	vs Kansas (Sep 22, 2018)
First Downs	38	vs Kansas State (Oct 06, 2018)
Penalties	13	vs Kansas (Sep 22, 2018)
Penalty Yards	141	vs Kansas (Sep 22, 2018)
Turnovers	2	vs Duke (Sep 15, 2018) vs Kansas State (Oct 06, 2018)
Interceptions By	2	vs Kansas State (Oct 06, 2018)
Punts	6	vs Duke (Sep 15, 2018)
Punting Avg	51.0	vs Kansas State (Oct 06, 2018)
Long Punt	60	vs Duke (Sep 15, 2018)
Punts inside 20	5	vs Kansas (Sep 22, 2018)
Long Punt Return	33	vs Duke (Sep 15, 2018)

RED ZONE

OPPONENT	SCORE	TIMES IN		POINTS	TDS	RUSH TDS	PASS TDS	FGS	FAILED TO SCORE INSIDE 20					GAME
		RED ZONE	SCORES						FGA	DOWN	INT	FUM	HALF	
Abilene Christian	55-27	5	5	31	4	3	1	1	1	0	0	0	0	0
at UTSA	37-20	4	4	24	3	1	2	1	1	0	0	0	0	0
Duke	27-40	2	2	13	2	2	0	0	0	0	0	0	0	0
Kansas	26-7	2	2	10	1	0	1	1	1	0	0	0	0	0
at Oklahoma	33-66	5	5	30	4	2	2	1	1	0	0	0	0	0
Kansas State	37-34	6	5	22	2	2	0	3	4	0	0	0	0	0
at Texas														
at West Virginia														
Oklahoma State														
at Iowa State														
TCU														
vs. Texas Tech														
Totals		24	23	130	16	10	6	7	8	0	0	0	0	0
Opponents		13	12	61	7	2	5	4	5	1	0	0	0	0

SEASON PCT. (OVERALL): 23 of 24 (96%) SEASON PCT. (TDS): 16 of 24 (67%)
 SEASON PCT. (NO SCORE): 1 of 24 (4%) SEASON PCT. (FGS): 7 of 24 (29%)

OPPONENT SUPERLATIVES

INDIVIDUAL		
Rushes	22	Barnes, Alex, vs Kansas State (Oct 06, 2018)
Yards Rushing	250	Barnes, Alex, vs Kansas State (Oct 06, 2018)
TD Rushes	3	Barnes, Alex, vs Kansas State (Oct 06, 2018)
Long Rush	75	McCrary, B., vs ACU (Sept 1, 2018)
Pass attempts	38	Anthony, L., vs ACU (Sept 1, 2018)
Pass completions	25	Anthony, L., vs ACU (Sept 1, 2018)
Yards Passing	432	Murray, Kyle, at Oklahoma (Sep 29, 2018)
TD Passes	6	Murray, Kyle, at Oklahoma (Sep 29, 2018)
Long Pass	86	Murray, Kyle, at Oklahoma (Sep 29, 2018)
Receptions	9	Fuller, D.J., vs ACU (Sept 1, 2018)
Yards Receiving	132	Brown, Marquise, at Oklahoma (Sep 29, 2018)
TD Receptions	2	three times
Long Reception	86	Lamb, CeeDee, at Oklahoma (Sep 29, 2018)
Field Goals	2	three times
Long Field Goal	47	Sackett, Jared, at UTSA (Sep 8, 2018)
Punts	7	Laryea, S., vs ACU (Sept 1, 2018) Thompson, Kyle, vs Kansas (Sep 22, 2018)
Punting Avg	47.6	Thompson, Kyle, vs Kansas (Sep 22, 2018)
Long Punt	65	Thompson, Kyle, vs Kansas (Sep 22, 2018)
Punts inside 20	4	Parker, A., vs Duke (Sep 15, 2018)
Long Punt Return	32	Rahming, T.J., vs Duke (Sep 15, 2018)
Long Kickoff Return	29	Fuller, D.J., vs ACU (Sept 1, 2018)
Tackles	17	Murray, Kenneth, at Oklahoma (Sep 29, 2018)
Sacks	2.0	Perkins, Ronnie, at Oklahoma (Sep 29, 2018) Kelly, Caleb, at Oklahoma (Sep 29, 2018)
Tackles For Loss	2.0	six players
Interceptions	1	four players

TEAM

Rushes	44	vs Duke (Sep 15, 2018)
Yards Rushing	319	vs Kansas State (Oct 06, 2018)
Yards Per Rush	9.1	vs Kansas State (Oct 06, 2018)
TD Rushes	4	vs Kansas State (Oct 06, 2018)
Pass attempts	40	vs ACU (Sept 1, 2018)
Pass completions	27	vs ACU (Sept 1, 2018)
Yards Passing	432	at Oklahoma (Sep 29, 2018)
Yards Per Pass	18.8	at Oklahoma (Sep 29, 2018)
TD Passes	6	at Oklahoma (Sep 29, 2018)
Total Plays	74	vs Duke (Sep 15, 2018)
Total Offense	607	at Oklahoma (Sep 29, 2018)
Yards Per Play	11.2	at Oklahoma (Sep 29, 2018)
Points	66	at Oklahoma (Sep 29, 2018)
Sacks By	6	at Oklahoma (Sep 29, 2018)
First Downs	22	at Oklahoma (Sep 29, 2018)
Penalties	7	vs Kansas (Sep 22, 2018); at Oklahoma (Sep 29, 2018)
Penalty Yards	80	at Oklahoma (Sep 29, 2018)
Turnovers	3	vs Kansas State (Oct 06, 2018)
Interceptions By	2	vs Kansas State (Oct 06, 2018)
Punts	7	vs ACU (Sept 1, 2018); vs Kansas (Sep 22, 2018)
Punting Avg	47.6	vs Kansas (Sep 22, 2018)
Long Punt	65	vs Kansas (Sep 22, 2018)
Punts inside 20	4	vs Duke (Sep 15, 2018)
Long Punt Return	32	vs Duke (Sep 15, 2018)

BAYLOR ROSTER

ALPHABETICAL ROSTER

NO.	PLAYER, POS.
36	Allen Anderson, LB
75	Eleasah Anderson, OL
4	Grayland Arnold, CB
16	Jared Atkinson, WR
30	Will Baxter, WR
27	Kalon Barnes, WR/CB
14	Brandon Bass, QB
65	Christian Beard, OL
18	Zack Bennema, QB
26	Terrel Bernard, LB
8	Henry Black, LB/S
72	Blake Blackmar, OL
11	Gerry Bohanon, QB
47	Kyle Boyd, FB
12	Charlie Brewer, QB
35	Zeke Brown, CB
38	Koby Bullard, FB
41	Jake Copeland, LB/S
39	Colby Delashaw, S
44	Dru Dixon, FB
25	Trestan Ebner, RB
21	Josh Fleeks, WR
63	Jake Fruhmorgen, OL
36	Drew Galitz, P/K
76	Connor Galvin, OL
37	Cody George, TE
80	Jackson Gleeson, WR
59	Nick Hamrick, OL
31	Harrison Hand, CB
25	Byron Hanspard, Jr., CB
6	JaMyca! Hasty, RB
16	Preston Heard, QB
82	Tyler Henderson, TE
87	Christoph Henle, TE
18	Gavin Holmes, WR
11	Jameson Houston, CB
90	Tyrone Hunt, DT
5	Jalen Hurd, WR
45	Bryson Jackson, LB
86	Jamie Jacobs, TE
44	Clay Johnston, LB
32	Lenoy Jones, Jr., LB
84	Marques Jones, WR
94	Xavier Jones, DE
62	Dalton Justice, OL
61	Khalil Keith, OL
49	Chad Kelly, LB
70	Jackson Kimble, OL
78	Henry Klinge III, OL
97	Josh Landry, DE
77	Patrick Lawrence, OL
9	Ira Lewis, DT
43	James Lockhart, DE
50	Ashton Logan, LB
7	John Lovett, RB
51	Chris Lutzel, LS
21	Blake Lynch, S
93	James Lynch, DT
69	Josh Malin, OL
96	Connor Martin, K/P
46	Ross Maticcik, LS/LB
96	Cole Maxwell, DT
95	John Mayers, K
19	Jalan McClendon, QB
17	Garret McGuire, QB
58	Michael McNair, DE
42	Jairon McVea, S
3	Chris Miller, S
64	Ryan Miller, OL

NUMERICAL ROSTER

No.	Name	Pos.	Ht.	Wt.	Yr.	Exp.	Hometown (Previous)
1	Verkedric Vaughns	S	5-10	193	Sr.	3L	Mesquite, Texas (Poteet HS)
3	Chris Miller	S	6-0	188	Jr.	2L	Frisco, Texas (Lone Star HS)
4	Grayland Arnold	CB	5-10	183	Jr.	2L	Kountze, Texas (Kountze HS)
5	Jalen Hurd	WR	6-4	217	Sr.	TR	Hendersonville, Tenn. (Beech Senior HS / Tennessee)
6	JaMyca! Hasty	RB	5-9	211	Jr.	2L	Longview, Texas (Longview HS)
7	John Lovett	RB	6-0	203	So.	1L	Burlington, N.J. (Cherokee HS)
8	Henry Black	LB/S	6-0	202	Jr.	2L	Shreveport, La. (Woodlawn HS)
9	Ira Lewis	DT	6-3	290	Sr.	3L	Houston, Texas (Lamar HS)
11	Gerry Bohanon	QB	6-3	224	Fr.	HS	Earle, Ark. (Earle HS)
11	Jameson Houston	CB	5-11	196	Jr.	2L	Austin, Texas (St. Michael's Academy)
12	Charlie Brewer	QB	6-1	202	So.	1L	Austin, Texas (Lake Travis HS)
13	R.J. Sneed	WR	6-2	190	So.	1L	Cypress, Texas (Cypress Ranch HS)
13	Raleigh Texada	CB	5-10	176	So.	SQ	Frisco, Texas (Centennial HS)
14	Brandon Bass	QB	5-10	188	Fr.	HS	Addison, Texas (Trinity Christian Academy)
14	Chris Platt	WR	5-11	170	Sr.	3L	Willis, Texas (Willis HS)
15	Denzel Mims	WR	6-3	208	Jr.	2L	Daingerfield, Texas (Daingerfield HS)
15	Preston Weeks	QB	6-4	244	Fr.	HS	Rowlett, Texas (Rowlett HS)
16	Jared Atkinson	WR	6-3	219	Jr.	2L	Mesquite, Texas (Horn HS)
16	Preston Heard	QB	6-0	195	So.	1L	Bellaire, Texas (Episcopal HS)
17	Garret McGuire	QB	5-10	184	R-Fr.	RS	Cedar Hill, Texas (Cedar Hill HS)
17	Pooh Stricklin	WR	6-2	185	Jr.	2L	Waco, Texas (Midway HS)
18	Zack Bennema	QB	6-3	209	Jr.	SQ	Aurora, Ill. (Waubonsie Valley HS)
18	Gavin Holmes	WR	5-11	195	So.	1L	Justin, Texas (Northwest HS)
19	Jalan McClendon	QB	6-5	219	Sr.	TR	Charlotte, N.C. (W. Mecklenburg HS / NC State)
20	Craig Williams	RB	5-8	165	Fr.	HS	Crosby, Texas (Crosby HS)
21	Josh Fleeks	WR	5-11	181	Fr.	HS	Dallas, Texas (Cedar Hill HS)
21	Blake Lynch	S	6-3	213	Jr.	2L	Gilmer, Texas (Gilmer HS)
22	JT Woods	S	6-2	183	Fr.	HS	San Antonio, Texas (Steele HS)
23	Derrek Thomas	CB	6-3	196	Sr.	TR	Albany, N.Y. (Temple)
24	Jalen Pitre	LB	6-0	206	So.	1L	Stafford, Texas (Stafford HS)
25	Trestan Ebner	RB	5-11	203	So.	1L	Henderson, Texas (Henderson HS)
25	Byron Hanspard, Jr.	CB	5-11	175	Fr.	HS	DeSoto, Texas (DeSoto HS)
26	Terrel Bernard	LB	6-1	220	R-Fr.	RS	La Porte, Texas (La Porte HS)
27	Kalon Barnes	WR/CB	6-0	179	Fr.	HS	Silsbee, Texas (Silsbee HS)
28	Abram Smith	RB	5-11	210	R-Fr.	RS	Abilene, Texas (Abilene HS)
29	Christian Morgan	S	6-1	200	Fr.	HS	Houston, Texas (Porter HS)
30	Will Baxter	WR	6-0	175	Fr.	HS	Amarillo, Texas (Tascoma HS)
31	Harrison Hand	CB	6-0	192	So.	1L	Cherry Hill, N.J. (Cherry Hill West HS)
32	Lenoy Jones, Jr.	LB	5-11	227	Jr.	2L	Waco, Texas (Midway HS)
33	Connor Stanton	S	5-11	185	R-Fr.	RS	Scottsdale, Ariz. (Notre Dame Prep)
34	Owen Rogers	LB	6-2	211	Jr.	TR	Phoenix, Arizona (Arizona St.)
35	Zeke Brown	CB	6-0	175	So.	SQ	Midlothian, Texas (Midlothian HS)
36	Allen Anderson	LB	6-0	198	So.	SQ	East Bernard, Texas (East Bernard HS)
36	Drew Galitz	P/K	6-0	221	Sr.	3L	Rowlett, Texas (Rowlett HS)
37	Cody George	TE	6-2	256	Jr.	SQ	Lorena, Texas (Lorena HS)
37	Mark Milton	CB	6-1	177	Fr.	HS	Houston, Texas (Clear Brook HS)
38	Koby Bullard	FB	6-1	231	Jr.	SQ	La Vernia, Texas (La Vernia HS)
38	Jordan Williams	LB	6-0	220	Jr.	2L	Paris, Texas (Paris HS)
39	Colby Delashaw	S	6-0	183	Fr.	HS	Frisco, Texas (Wakeland HS)
40	Deonte Williams	DE	6-1	223	So.	1L	Plano, Texas (Prestonwood Christian Academy)
41	Jake Copeland	LB/S	6-0	206	So.	JC	Southlake, Texas (Carroll HS / Navarro JC)
42	Jairon McVea	S	5-11	181	So.	1L	Richmond, Texas (George Ranch HS)
43	James Lockhart	DE	6-3	261	Jr.	TR	Ennis, Texas (Ennis HS / Texas A&M)
44	Dru Dixon	RB	6-1	230	R-Fr.	RS	Phoenix, Ariz. (Pinnacle HS)
44	Clay Johnston	LB	6-1	226	Jr.	2L	Abilene, Texas (Wylie HS)
45	Bryson Jackson	LB	6-2	210	R-Fr.	RS	Mansfield, Texas (Lake Ridge HS)
46	Ross Maticcik	LS/LB	6-0	230	Jr.	2L	McKinney, Texas (McKinney Boyd HS)
47	Kyle Boyd	FB	6-2	240	Jr.	2L	Mesquite, Texas (Horn HS)
48	BJ Thompson	DE	6-6	222	So.	1L	England, Ark. (England HS)
49	Chad Kelly	LB	6-1	232	So.	1L	Grapevine, Texas (Faith Christian School)
50	Ashton Logan	LB	6-2	228	R-Fr.	RS	Temple, Texas (Temple HS)
51	Chris Lutzel	LS	5-9	191	Jr.	2L	Huntersville, N.C. (Southlake Christian Academy)
51	Jackson Shupp	DE	6-5	220	Fr.	HS	The Woodlands, Texas (The Woodlands HS)
52	Greg Roberts	DE	6-5	264	Sr.	3L	Nacogdoches, Texas (Nacogdoches HS)
52	Sam Tecklenburg	OL	6-4	306	Jr.	2L	Plano, Texas (Plano HS)
53	Jason Moore	OL	6-3	288	R-Fr.	RS	Frisco, Texas (Independence HS)
54	Marje Smith	DE	6-4	217	Fr.	HS	Marshall, Texas (Marshall HS)
55	Xavier Newman	OL	6-3	305	So.	1L	Desoto, Texas (Desoto HS)
57	Johncarlo Valentin	OL	6-4	332	Jr.	JC	Philadelphia, Pa. (Imhotep Charter / ASA College)

BAYLOR ROSTER

NUMERICAL ROSTER

No.	Name	Pos.	Ht.	Wt.	Yr.	Exp.	Hometown (Previous)
58	Michael McNair	DE	6-2	236	So.	SQ	Richardson, Texas (Plano East HS)
58	Ty Smith	OL	6-3	294	R-Fr.	RS	Argyle, Texas (Argyle HS)
59	Nick Hamrick	OL	6-3	260	R-Fr.	TR	San Antonio, Texas (Smithson Valley HS)
61	Khalil Keith	OL	6-5	311	R-Fr.	RS	Alpine, Ala. (Winterboro HS)
62	Dalton Justice	OL	6-2	280	Jr.	SQ	Thomas, Okla. (Thomas-Fay-Custer HS)
63	Jake Fruhmorgen	OL	6-6	293	Jr.	TR	Tampa, Fla. (Plant HS / Clemson)
64	Ryan Miller	OL	6-2	290	So.	SQ	Southlake, Texas (Carroll HS)
65	Christian Beard	OL	6-3	298	Sr.	TR	Waco, Texas (Midway HS / Arkansas St. / Trinity Valley CC / UCF)
67	Thor Rodoni	LS	6-2	203	So.	RS	Los Banos, Calif. (Pacheco HS)
69	Josh Malin	OL	6-6	301	Sr.	2L	Cibolo, Texas (Steele HS)
70	Jackson Kimble	OL	6-3	286	Fr.	HS	Southlake, Texas (Southlake Carroll HS)
71	Jim Threet	OL	6-5	310	RS-So.	SQ	Sunnyvale, Texas (Sunnyvale HS)
72	Blake Blackmar	OL	6-5	326	Sr.	3L	Houston, Texas (Clear Lake HS)
74	Prince Pines	OL	6-4	354	Fr.	HS	Baton Rouge, La. (Tara HS)
75	Eleasah Anderson	OL	6-4	306	R-Fr.	RS	Houston, Texas (Taylor HS)
75	Brayden Utley	DE	6-2	225	Fr.	HS	Huntington Beach, Calif. (Loyola HS)
76	Connor Galvin	OL	6-7	279	Fr.	HS	Katy, Texas (Katy HS)
77	Patrick Lawrence	OL	6-6	311	Sr.	3L	Waxahachie, Texas (Waxahachie HS)
78	Henry Klinge III	OL	6-5	293	R-Fr.	RS	Southlake, Texas (Carroll HS)
79	Casey Phillips	OL	6-6	291	Fr.	HS	Franklin, Texas (Franklin HS)
80	Jackson Gleeson	WR	6-0	180	Fr.	HS	Mansfield, Texas (Mansfield HS)
81	Tyquan Thornton	WR	6-3	165	Fr.	HS	Miami, Fla. (Booker T. Washington HS)
82	Tyler Henderson	TE	6-4	244	R-Fr.	RS	Kyle, Texas (Lehman HS)
83	Russell Morrison	WR	5-11	192	So.	SQ	Katy, Texas (Cinco Ranch HS)
84	Marques Jones	WR	6-2	204	Jr.	1L	McKinney, Texas (McKinney HS)
85	Ben Sims	TE	6-4	249	Fr.	HS	San Antonio, Texas (Clark HS)
86	Jamie Jacobs	TE	6-4	243	Sr.	3L	Waco, Texas (Midway HS)
87	Christoph Henle	TE	6-6	251	Fr.	HS	Innsbruck, Austria (The Oakridge School)
88	Bralen Taylor	TE	6-7	241	Fr.	HS	Cuero, Texas (Cuero HS)
89	Jay Sedwick	K	6-0	196	So.	1L	Arlington, Texas (Grace Prep)
89	Trevor White	WR	5-7	165	Sr.	2L	Arlington, Texas (Martin HS)
90	Tyrone Hunt	DT	6-4	300	Jr.	2L	Arp, Texas (Arp HS)
91	Rob Saulin	DT	6-5	280	R-Fr.	RS	Pennsville, N.J. (Pennsville Memorial HS)
93	James Lynch	DT	6-4	285	So.	1L	Round Rock, Texas (Round Rock HS)
94	Xavier Jones	DE	6-3	228	Sr.	3L	Magnolia, Texas (Magnolia West HS)
95	John Mayers	K	5-10	167	Fr.	HS	Flower Mound, Texas (Marcus HS)
96	Connor Martin	K/P	5-9	173	Jr.	2L	Frisco, Texas (Centennial HS)
96	Cole Maxwell	DT	6-5	284	R-Fr.	RS	Allen, Texas (Allen HS)
97	Josh Landry	DE	6-2	256	Fr.	HS	Houston, Texas (Lamar HS)
97	Issac Power	P	6-1	208	Fr.	HS	Castle Rock, Colo. (Ponderosa HS)
98	Chidi Ogbonnaya	DT	6-5	290	R-Fr.	RS	Houston, Texas (Langham Creek HS)
99	Bravvion Roy	DT	6-1	330	Jr.	2L	Spring, Texas (Spring HS)

ALPHABETICAL ROSTER

NO.	PLAYER, POS.
15	Denzel Mims, WR
53	Jason Moore, OL
29	Christian Morgan, S
83	Russell Morrison, WR
55	Xavier Newman, OL
98	Chidi Ogbonnaya, DT
79	Casey Phillips, OL
74	Princeton Pines, OL
24	Jalen Pitre, LB
14	Chris Platt, WR
97	Issac Power, P
52	Greg Roberts, DE
67	Thor Rodoni, LS
34	Owen Rogers, LB
99	Bravvion Roy, DT
91	Rob Saulin, DT
89	Jay Sedwick, K
85	Ben Sims, TE
51	Jackson Shupp, DT
28	Abram Smith, RB
54	Marje Smith, DE
58	Ty Smith, OL
13	R.J. Sneed, WR
33	Connor Stanton, S
17	Pooh Stricklin, WR
88	Bralen Taylor, TE
52	Sam Tecklenburg, OL
13	Raleigh Texada, CB
23	Derrek Thomas, CB
48	BJ Thompson, DE
81	Tyquan Thornton, WR
71	Jim Threet, OL
75	Brayden Utley, DE
57	Johncarlo Valentin, OL
1	Verkedric Vaughns, S
15	Preston Weeks, QB
89	Trevor White, WR
20	Craig "Sqwirl" Williams, RB
40	Deonte Williams, DE
38	Jordan Williams, LB
22	JT Woods, S

COACHING AND SUPPORT STAFF

Head Coach: Matt Rhule (Penn State, 1997)
Defensive Coordinator: Phil Snow (Cal State Hayward, 1978)
Co-Offensive Coord./Running Backs: Jeff Nixon (Penn State, 1998)
Co-Offensive Coord./Quarterbacks: Glenn Thomas (Texas Tech, 1998)
Asst. Head Coach/Defensive Backs: Francis Brown (Western Carolina, 2006)
Asst. Coach/Offensive Line: Shawn Bell (Baylor, 2006)
Asst. Coach/Defense: Evan Cooper (Temple, 2009)
Asst. Coach/Wide Receivers: Frisman Jackson (Northern Illinois, 2009)
Asst. Coach/Tight Ends: Joey McGuire (UT Arlington, 1995)
Asst. Coach/Defensive Line: Frank Okam (Texas, 2007)
Asst. Coach/Recruiting Coord./Linebackers: Mike Siravo (Boston College, 1998)

Senior Offensive Consultant: George DeLeone (UConn, 1970)
Defensive Quality Control: Bobby Maffei (Nebraska, 2011)
Defensive Quality Control: Rob Dvoracek (Temple, 2015)
Offensive Quality Control: Matt Lombardi (Delaware, 2013)
Offensive Quality Control: Damiere Shaw (Temple, 2016)
Graduate Assistant Coach: Jarred Alwan (Temple, 2016)
Graduate Assistant Coach: Kirk Bryant (Mississippi College, 2015)
Graduate Assistant Coach: Josh Cochran (Texas, 2014)
Graduate Assistant Coach: Cedric Whitaker (Texas Lutheran, 2015)

Director of Athletics Performance: Jeremy Scott (Lock Haven, 1996)
Assistant AD for Sports Performance: Andrew Althoff (Loras College, 2006)
Assoc. Director of Athletics Performance: Jake Cox (Kansas, 2008)
Athletics Performance Coach: Corey Campbell (Georgia, 2013)
Athletics Performance Coach: Kevin Kroboth (Temple, 2012)
Asst. Athletics Performance Coach: James Heiss (IUP, 2014)
Director of Sports Medicine: Dave Snyder (Georgia, 2003)
Athletics Trainer: Matt Kuehl (Minnesota State, 2007)
Asst. Director of Rehab Services: Ryan Ross (UT-Chattanooga, 2012)

2018 GAME RECAPS

OVERALL: 4-2 (HOME 3-1, ROAD 1-1, NEUTRAL 0-0) | BIG 12 CONFERENCE: 2-1 (HOME 2-0, ROAD 0-1, NEUTRAL 0-0)

BAYLOR 55, ABILENE CHRISTIAN 27

MCLANE STADIUM • WACO, TEXAS

SEPT. 1, 2018 • ATTENDANCE: 45,330

John Lovett rushed for 115 yards and three touchdowns, JaMycal Hasty added 102 yards with two scores in the opener.

The Bears snapped an eight-game home losing streak, piling up 606 total yards and scoring their most points since also having 55 in their 2016 season opener. They were 0-6 at home last year, including losses in the first two games of the season against teams that had never won a game against a Power Five team.

Returning starting quarterback Charlie Brewer and graduate transfer Jalan McClendon from North Carolina State combined to throw for 311 yards.

McClendon was particularly sharp, hitting 10 of his 13 passes for 173 yards with touchdowns on his first two drives. Brewer was 8 for 15 for 138 yards with an interception.

Baylor junior kicker Connor Martin made both of his field goal tries, including a career-long 50-yarder in the third quarter. That was the first Baylor field goal of at least 50 yards in nearly five years.

Martin is 22 for 26 in his career. That 84.6 percent accuracy is the highest in Baylor history, more than 10 percentage points better than anyone else.

POSTGAME NOTES

- Baylor is now 77-36-4 all-time in season openers, a 13-10 mark in the Big 12 era (since 1996).
- The last time Baylor scored over 50 points in a game was the 2016 season opener when it defeated Northwestern State 55-7 on Sept. 2, 2016.
- RBs JaMycal Hasty and John Lovett each rushed for multiple TDs, two and three, respectively, the first time Baylor has had two rushers with multiple touchdowns since Oct. 1, 2016 at Iowa State (T. Williams and S. Russell).
- The last time BU running backs combined for 4+ rushing TDs in a game was when BU had seven rushing TDs in the 2015 Russell Athletic Bowl.
- The last time Baylor had multiple 100-yard rushers was Oct. 29, 2016 at Texas (T. Williams 180, S. Russell 138).
- Baylor's 606 yards marked the 45th time in program history with 600-plus yards of total offense, the first since totaling 634 yards vs. Texas Tech on Nov. 25, 2016.
- The 600+ yards are the first at McLane Stadium since racking up 693 vs. West Virginia on Oct. 17, 2015.
- RB John Lovett collected a career-high 115 yards rushing to lead the Bears in the run game. The 100-yard rushing performance is the first of his career.

SCORING SUMMARY

ABILENE CHRISTIAN	7	13	7	0	--	27
BAYLOR	13	21	10	7	--	55

1st 09:39	BU	Martin, Connor 35 yd field goal
05:27	BU	Hurd, Jalen 25 yd pass from McClendon, Jalan (Martin, Connor kick)
02:39	BU	Jones, Marques 20 yd pass from McClendon, Jalan (Martin, Connor kick)
01:41	ACU	Fuller, D.J. 54 yd pass from Anthony, Luke (Hernandez, Oscar kick)
2nd 11:24	BU	Hasty, JaMycal 3 yd run (Martin, Connor kick)
05:30	ACU	Hernandez, Oscar 34 yd field goal
04:08	BU	Hasty, JaMycal 54 yd run (Martin, Connor kick)
03:50	ACU	McCrary, Billy 75 yd run (Hernandez, Oscar kick)
01:55	BU	Lovett, John 31 yd run (Martin, Connor kick)
00:00	ACU	Hernandez, Oscar 46 yd field goal
3rd 10:55	BU	Lovett, John 3 yd run (Martin, Connor kick)
06:53	ACU	Cokley, Chase 7 yd pass from Anthony, Luke (Hernandez, Oscar kick)
03:24	BU	Martin, Connor 50 yd field goal
4th 09:18	BU	Lovett, John 7 yd run (Martin, Connor kick)

STATISTICS

TEAM STATS	ACU	BU
FIRST DOWNS	19	26
RUSHES-YARDS (NET)	27-220	36-295
PASSING YDS (NET)	246	311
Passes Att-Comp-Int	40-27-1	28-18-1
TOTAL OFFENSE PLAYS-YARDS	67-466	64-606
Fumble Returns-Yards	0-0	0-0
Punt Returns-Yards	0-0	4-38
Kickoff Returns-Yards	2-46	3-60
Interception Returns-Yards	1-0	1-28
Punts (Number-Avg)	7-43.1	3-42.7
Fumbles-Lost	0-0	2-0
Penalties-Yards	5-37	5-53
Possession Time	30:01	29:59
Third-Down Conversions	6 of 15	2 of 9
Fourth-Down Conversions	0 of 1	0 of 0
Red-Zone Scores-Chances	2-3	5-5
Sacks By: Number-Yards	0-0	2-7

INDIVIDUAL STATISTICS

RUSHING: Abilene Christian-McCrary Billy 6-141; Tracy, James 12-40; Davis, Sema'J 5-25; White, Tyrese 2-7; Anthony, Luke 2-7. Baylor Lovett, John 12-115; Hasty, JaMycal 10-102; Ebner, Trestan 3-28; Brewer, Charlie 1-15; Fleeks, Josh 2-12; Smith, Abram 4-11; McClendon, Jalan 2-7; Thornton, Tyquan 1-3; McGuire, Garret 1-2.

PASSING: Abilene Christian - Anthony, Luke 25-38-1-224; Davis, Sema'J 2-2-0-22. Baylor - Brewer, Charlie 8-15-1-138; McClendon, Jalan 10-13-0-173.

RECEIVING: Abilene Christian - Fuller, D.J. 9-102-1; Cokley, Chase 6-40-1; James, Tracy 3-35-0; Fink, Josh 3-30-0; Sadler, Kalin 3-21-0; Ennis, Cody 2-14-0; McCrary, Billy 1-4-0. Baylor - Hasty, JaMycal 4-67-0; Hurd, Jalen 4-58-1; Mims, Denzel 3-80-0; Platt, Chris 3-40-0; Ebner, Trestan 2-39-0; Jones, Marques 1-20-1; Henle, Christoph 1-7-0.

INTERCEPTIONS: Abilene Christian - None. Baylor - Bernard, Terrel 1-28.

FUMBLES: Abilene Christian - None. Baylor - TEAM 2-0

SACKS Abilene Christian: None. Baylor: Lockhart, James 1-0-5; Lynch, James 1-0-2.

TACKLES (UA-A): Abilene Christian - Onifade, Bolu 4-5; Huhn, Erik 6-1; Chambers, Jeremiah 5-1; Richmond, Brandon 2-4; Lofton, Alex 4-1; Dunn, Quincy 4-0; Davis, Adonis 1-3; Kuyatsemi, Temisan 2-1; Gibbens, Jacl 1-2; Greathouse, A.J. 1-2; Richardson, Koy 0-3; Hill, Kameron 0-3; Hutchins, Landry 2-0; Washington, Qua. 2-0; Dean, Daytrion 0-2; Pierce, Chance 1-0; Mack, Jamar 1-0; Williams, Dante 1-0. Baylor - Miller, Chris 5-2; Kelly, Chad 3-2; Matisck, Ross 3-2; Black, Henry 3-2; Arnold, Grayland 4-0; Vaughns, Verkedric 4-0; Lockhart, James 3-2; Williams, Jordan 3-1; Pitre, Jalen 1-2; Lynch, James 1-1; Lynch, Blake 1-1; Lewis, Ira 1-1; Bernard, Terrel 1-0; Jones, Xavier 1-0; Thomas, Derrek 1-0; Woods, JT 1-0; Ogbonnaya, Chidi 0-1; Smith, Marje 0-1; Barnes, Kalon 0-1.

BAYLOR 37, UTSA 20

ALAMODOME • SAN ANTONIO, TEXAS

SEPT. 8, 2018 • ATTENDANCE: 42,071

Before the season, Baylor coach Matt Rhule chose to alternate two quarterbacks, sophomore Charlie Brewer and senior Jalan McClendon.

Rhule has seen nothing yet that would induce him to pick one as his full-time guy. Brewer passed for 328 yards and three touchdowns, and Baylor defeated Texas-San Antonio 37-20 Saturday night. He completed 23 of 34 pass attempts.

That performance came a week after McClendon, a graduate transfer from North Carolina State, completed 10 of 13 for 173 yards with two touchdown passes and no interceptions against Abilene Christian. Brewer produced no touchdown passes and one interception in that game. McClendon completed 3 of 6 for 39 yards against UTSA.

Baylor is 2-0 after finishing 1-11 in 2017, Rhule's first season as coach. Rhule said he saw a flawed but hard-working team Saturday.

The Bears, who gained only 274 yards against UTSA during a 17-10 defeat at home last season, produced 494 while limiting UTSA to 255.

Brewer's favorite targets, Jalen Hurd and Denzel Mims, made eight receptions apiece, both exceeding 130 yards.

Baylor led 20-13 at halftime while alternating quarterbacks, but all of its points come on drives led by Brewer. The sophomore tossed two touchdown passes in the half, one to Mims, who reached high to make a 22-yard catch.

Brewer threw his third touchdown pass in the third quarter, a 7-yarder to Hurd. SA (0-2) quarterback Cordale Grundy threw for a modest 157 yards, although his 10-yard touchdown to Blaze Moorhead early in the fourth quarter left UTSA trailing by only 27-20.

But Baylor responded with a field goal, a defensive stop and a 12-play, 78-yard touchdown drive that used seven minutes. Baylor converted three third down plays, all passes by Brewer.

POSTGAME NOTES

- Both WRs Jalen Hurd (136 yds) and Denzel Mims (133 yds) had 100-yard receiving performances, the first time the Bears have had two 100-yard receiving performances since Mims and Trestan Ebner on Oct. 21, 2017 vs. West Virginia.
- QB Charlie Brewer was 23-of-34 for 328 yards and 3 TDs. It is his fourth career 300-yard passing performance.
- QB Brewer is the 5th player in program history with 4 games of 300+ passing yards, joining Bryce Petty (16), RG3 (13), Nick Florence (9) and Seth Russell (6).
- QB Brewer's 328 passing yards are the 2nd-most of his career and 58th-most in program history (20th-most in a road game)
- RB JaMycal Hasty achieved his first-career receiving TD, a three-yard reception in the first quarter. CB Derrek Thomas collected his second-career interception in the first quarter, the first of his Baylor career.
- LB Terrel Bernard collected his first-career sack for a loss of 12 yards.
- WR Mims now sits at 1,324 yards, ranking 21st in career receiving yards. He is now averaging 17.42 yards per reception (76 career receptions).
- K/P Connor Martin was 3-for-3 (47-yarder in the 1Q, 32-yarder in the 2Q, 38-yarder in the 4Q), bringing his career marks to 25-for-29, .862 percent for career, now ranks 1st on Baylor's highest FG percentage list for a career - more than 10% better than the previous record of .731 by Terry Syler (38-of-52).

SCORING SUMMARY

BAYLOR	10	10	7	10	--	37
UTSA	3	10	0	7	--	20

1st 08:48	BU - Hasty, JaMycal 3 yd pass from Brewer, Charlie (Martin, Connor kick)
07:05	BU - Martin, Connor 47 yd field goal
05:07	UTSA - SACKETT, Jared 47 yd field goal
2nd 08:12	UTSA - SACKETT, Jared 46 yd field goal
04:03	BU - Mims, Denzel 22 yd pass from Brewer, Charlie (Martin, Connor kick)
01:56	BU - Martin, Connor 32 yd field goal
00:09	UTSA - DANIELS, B.J. 2 yd run (SACKETT, Jared kick)
3rd 03:42	BU - Hurd, Jalen 7 yd pass from Brewer, Charlie (Martin, Connor kick)
4th 13:07	UTSA - MOORHEAD, Blaze 10 yd pass from GRUNDY, Cordale (SACKETT, Jared kick)
09:29	BU - Martin, Connor 38 yd field goal
01:29	BU - Hasty, JaMycal 1 yd run (Martin, Connor kick)

STATISTICS

TEAM STATS	BU	UTSA
FIRST DOWNS	26	16
RUSHES-YARDS (NET)	31-91	26-98
PASSING YDS (NET)	403	157
Passes Att-Comp-Int	27-41-0	18-33-1
TOTAL OFFENSE PLAYS-YARDS	72-494	59-255
Fumble Returns-Yards	0-0	0-0
Punt Returns-Yards	1-3	0-0
Kickoff Returns-Yards	2-26	3-68
Interception Returns-Yards	1--7	0-0
Punts (Number-Avg)	3-41.3	5-43.0
Fumbles-Lost	1-1	0-0
Penalties-Yards	7-70	6-30
Possession Time	35:08	24:52
Third-Down Conversions	8 of 14	5 of 12
Fourth-Down Conversions	0 of 1	0 of 1
Red-Zone Scores-Chances	4-4	2-2
Sacks By: Number-Yards	3-29	2-7

INDIVIDUAL STATISTICS

RUSHING: Baylor - Lovett, John 9-47; Brewer, Charlie 8-22; Platt, Chris 1-12; Hasty, JaMycal 7-10; Ebner, Trestan 1-5; McClendon, Jalan 2-2; UTSA Daniels, B.J. 16-90; Rhodes, Jalen 2-31; Campbell Jr., G. 1-7; Grundy, Cordale 7-30.
PASSING: Baylor - Brewer, Charlie 23-34-0-328; McClendon, Jalan 3-6-0-39; Atkinson, Jared 1-1-0-36. UTSA Grundy, Cordale 18-33-1-157.
RECEIVING: Baylor - Hurd, Jalen 8-136-1; Mims, Denzel 8-133-1; Platt, Chris 4-53-0; Thornton, Tyquan 2-22-0; Brewer, Charlie 1-36-0; Henle, Christoph 1-12-0; Ebner, Trestan 1-9-0; Hasty, JaMycal 1-3-1; Henderson, Tyler 1-1-0. UTSA - Campbell Jr., G. 4-62-0; Moorhead, Blaze 4-35-1; Johnson Jr., K. 3-15-0; Ogle-Kellogg, T. 2-18-0; Daniels, B.J. 1-9-0; Woolen, Tariq 1-7-0; Sharp, Gavin 1-5-0; McCarthy, C. 1-5-0; Rhodes, Jalen 1-1-0.
INTERCEPTIONS: Abilene Christian - None. Baylor - Thomas, Derrek 1-7
FUMBLES: UTSA - 0-0; Baylor - 1-1
SACKS UTSA - Martel, Andrew 1.0-1; Dantzier, L. 1-0-4; Haynes, Jaylon 1.0-7. Baylor - Bernard, Terrel 1.0-12; Lewis, Ira 1.0-10; Williams, Deonte 1.0-4.
TACKLES (UA-A): Baylor - Bernard, Terrel 4-7; Roy, Bravvion 3-5; Johnston, Clay 2-5; Miller, Chris 3-4; Lynch James 2-4; Lynch, Blake 3-3; Lewis, Ira 2-2; Barnes, Kalon 1-2; Williams, Deonte 1-2; Pitre, Jalen 1-2; Lockhart, James 1-2; Kelly, Chad 1-1; Houston, Jameson 1-1; Hand, Harrison 1-1; Saulin, Rob 1-1; Maticsk, Ross 1-1; Thomas, Derrek, 1-1; Jones, Xavier 0-1; Roberts, Greg 0-1; Lovett, John 0-1; Texada, Raleigh 0-1; Woods, J.T. 0-1; Morgan, Christian 0-1. UTSA - Johnson, C. 6-7; Johnson, B. 6-6; Godfrey, Darryl 4-6; Martel, Andrew 3-5; Maruo, Les 2-5; Tauaefa, Josiah 1-5; Levine, C.J. 4-4; McGhee, T. 3-4; Grady, Cassius 3-3; Dantzier, L. 3-3; Baker, Baylen 2-3; Newton, King 2-3; Carter-McLin, J. 2-3; Banks, Eric 2-2; Strong Jr., K. 2-2; Haynes, Jaylon 1-2; Campbell Jr., G. 1-1; Henry, D. 0-1.

DUKE 40, BAYLOR 27

MCCLANE STADIUM • WACO, TEXAS

SEPT. 15, 2018 • ATTENDANCE: 40,442

Duke overcame all the distractions and an extended trip to Texas because of a massive storm and is off to a 3-0 start for the second year in a row.

Quentin Harris threw for 174 yards and three touchdowns in his first career start, filling in for injured Daniels Jones, and the Blue Devils jumped out to a 23-0 halftime lead on way to a 40-27 win at Baylor on Saturday while their home state of North Carolina was being inundated with rain from Tropical Storm Florence.

The Blue Devils had traveled to Texas on Thursday, a day earlier than usual to get out before Florence made landfall along the Carolina coast as a hurricane.

Duke was flying home Saturday night, though it was still possible they might have to land somewhere other than Durham and bus back to campus.

T.J. Rahming caught two of Harris' TD passes (28 and 7 yards) and Johnathan Lloyd had a 66-yard TD catch. Harris, a fourth-year junior who was 12-of-30 passing, started because Jones fractured a clavicle last week and is out indefinitely. Jones had started 27 straight games for the Blue Devils.

JaMycal Hasty returned a blocked punt for a 33-yard touchdown for Baylor (2-1), the first time a Bears player had done that since Braelon Davis against North Texas in 2004.

The early deficit proved too much to overcome for Baylor, which was playing its first nonconference home game against a Power Five conference team since Sept. 12, 2008, against Washington State.

Baylor outgained Duke 400-399 in total yards, but the Blue Devils took full advantage of Baylor's two turnovers.

Deon Jackson scored on a 31-yard fumble return in the first quarter, and Leonard Johnson put the game away with a 53-yard interception return for a touchdown with less than four minutes left.

Charlie Brewer threw for 175 yards and rushed for two touchdowns for Baylor. Jalan McClendon added 95 yards through the air, including a 25-yard TD to Tyquan Thompson, and was the leading rusher for the Bears with 51 yards. But McClendon had the pick that Johnson returned for the score.

POSTGAME NOTES

- WR Tyquan Thornton's TD in the 4th quarter broke Duke's streak of eight games not allowing any points in the 4th quarter.
- WR Tyquan Thornton with a career-long pass reception of 39-yards set up the Bears first scoring drive in the third quarter.
- WR Pooh Stricklin's 9-yard reception was his first catch of the season and makes him the 11th different Baylor receiver to record a catch this season.
- Baylor outgained the Blue Devils in total offense (400-399) and passing yards (270-174), topping its opponents in total offense for the third-straight game.
- After falling behind 23-0 at half, the Bears rallied back to outscore the Blue Devils, 27-17, in the second half.
- C Christian Morgan blocked a punt and RB JaMycal Hasty with the 33-yard TD return off the block.
- The blocked punt is the first blocked punt by a Baylor player since Terence Williams did so on Nov. 27, 2015 at TCU.
- First blocked punt returned for a TD since Braelon Davis blocked and returned the punt against North Texas in 2004.
- WR Chris Platt caught 2 passes on the day, has at least one catch in his last 13-straight games.
- WR Platt with 2 catches for 25 yards, moves him up the career leaders in yards receiving list. He now sits at No. 23 with 1,241 career receiving yards on 71 receptions.
- OL Johncarlo Valentin made his Baylor debut vs. Duke.

SCORING SUMMARY

DUKE	7	16	7	10	--	40
BAYLOR	0	0	13	14	--	27
1st 07:56	DU	Deon Jackson 31 yd run (Collin Wareham kick)				
2nd 08:05	DU	T.J. Rahming 28 yd pass from Quentin Harris (Collin Wareham kick)				
04:08	DU	Collin Wareham 35 yd field goal				
02:19	DU	Johnathan Lloyd 66 yd pass from Quentin Harris (Collin Wareham kick failed)				
3rd 11:08	BU	Brewer, Charlie 3 yd run (TEAM kick failed)				
06:39	BU	Hasty, JaMycal 33 yd blocked punt return (Martin, Connor kick)				
02:47	DU	T.J. Rahming 7 yd pass from Quentin Harris (Collin Wareham kick)				
4th 09:44	BU	Thornton, Tyquan 25 yd pass from McClendon, Jalan (Martin, Connor kick)				
05:12	DU	Collin Wareham 31 yd field goal				
03:39	DU	Leonard Johnson 53 yd interception return (Collin Wareham kick)				
01:56	BU	Brewer, Charlie 2 yd run (Martin, Connor kick)				

STATISTICS

TEAM STATS	DU	BU
FIRST DOWNS	20	21
RUSHES-YARDS (NET)	44-225	32-130
PASSING YDS (NET)	174	270
Passes Att-Comp-Int	30-12-0	42-24-1
TOTAL OFFENSE PLAYS-YARDS	74-399	74-400
Fumble Returns-Yards	0-0	0-0
Punt Returns-Yards	3-59	3-48
Kickoff Returns-Yards	0-0	5-95
Interception Returns-Yards	1-53	0-0
Punts (Number-Avg)	6-208	6-288
Fumbles-Lost	0-0	3-1
Penalties-Yards	0-0	6-62
Possession Time	26:43	33:17
Third-Down Conversions	8 of 18	7 of 15
Fourth-Down Conversions	1 of 2	0 of 0
Red-Zone Scores-Chances	3-3	2-2
Sacks By: Number-Yards	2-15	0-0

INDIVIDUAL STATISTICS

RUSHING: Duke: Quentin Harris 14-83; Deon Jackson 10-83; Brittain Brown 13-55; Marvin Hubbard III 5-9; TEAM 2--5. Baylor - McClendon, Jalan 10-51; Brewer, Charlie 8-32; Hasty, JaMycal 4-13; Lovett, John 5-12; Hurd, Jalen 1-12; Ebner, Trestan 3-11; Thornton, Tyquan 1--1.
PASSING: Duke - Quentin Harris 12-30-0-174. Baylor - Brewer, Charlie 14-26-0-175; McClendon, Jalan 10-16-1-95.
RECEIVING: Duke - Johnathan Lloyd 4-93-1; T.J. Rahming 4-55-2; Chris Taylor 1-12-0; Scott Bracey 1-7-0; Daniel Helm 1-6-0; Marvin Hubbard III 1-1-0. Baylor - Hurd, Jalen 6-57-0; Hasty, JaMycal 4-10-0; Thornton, Tyquan 3-92-1; Jones, Marques 3-38-0; Ebner, Trestan 3-19-0; Platt, Chris 2-25-0; Lovett, John 2-20-0; Stricklin, Pooh 1-9-0.
INTERCEPTIONS: Duke - Leonard Johnson 1-53. Baylor - None
FUMBLES: Duke - None. Baylor - Lovett, John 1.
SACKS Duke - Chris Rumph II 1.0-9; Trevon McSwain 1.0-6. Baylor - None.
TACKLES (UA-A): Duke - Myles Hudzick 9-0; Dylan Singleton 3-4; Ben Humphreys 3-2; Marquis Waters 3-1; Victor Dimukeje 2-2; Chris Rumph II 2-2; Joe Giles-Harris 3-0; Leonard Johnson 2-1; Antone Williams 2-0; Daniel Helm 1-0; Jacob Morgenstern 1-0; TEAM 1-0; Chris Taylor 1-0; Damani Neal 1-0; Jordan Hayes 1-0; Josh Blackwell 1-0; Tre Hornbuckle 1-0; Lummie Young IV 1-0; Brandon Hill 1-0; Koby Quansah 1-0; Trevon McSwain 1-0; Edgar Cerenore 0-1; Michael Carter II 0-1. Baylor - Johnston, Clay 8-3; Bernard, Terrel 3-4; Vaughns, Verkedric 3-4; Roberts, Greg 3-3; Miller, Chris 5-0; Williams, Jordan 5-0; Lewis, Ira 2-2; Williams, Deonte 1-2; Roy Bravvion 1-2; Thomas, Derrek 2-0; Lynch, James 1-1; Kelly, Chad 1-1; Lynch, Blake 1-0; Barnes, Kalon 1-0; Houston, Jameson 1-0; Ogbonnaya, Chidi 0-1; Pitre 0-1; Morgan, Christian 0-1.

BAYLOR 26, KANSAS 7

MCCLANE STADIUM • WACO, TEXAS

SEPT. 22, 2018 • ATTENDANCE: 36,725

Charlie Brewer made it easy for Baylor to stick primarily with one quarterback in the Big 12 opener.

After Brewer and graduate transfer Jalan McClendon shared snaps extensively the first three games, Brewer threw three touchdowns and played all but the final series for the Bears in a 26-7 victory on Saturday that ended a rare winning streak by Kansas.

Brewer completed 19 of 27 passes for 221 yards and added 56 yards rushing for the Bears (3-1, 1-0 Big 12), who have already tripled their victory total from last year when their only win in Rhule's first season came at Kansas.

Kansas (2-2, 0-1) entered the game with consecutive wins for the first time since a 2-0 start in 2011. A 31-7 victory two weeks ago at Central Michigan ended the second-longest road losing streak in college football history, 46 games since 2009.

But the Jayhawks still haven't won a Big 12 road game in nearly 10 years. They have lost 41 true Big 12 road games in a row since a 35-33 win at Iowa State on Oct. 4, 2008.

Baylor had a 23-0 halftime lead after Brewer had TD passes to three different receivers in a four-drive span that also included the first of Connor Martin's two field goals.

McClendon didn't come in until 3:35 left in the game, and threw a 36-yard pass to Jalen Hurd on his first play.

Baylor jumped ahead when Chris Platt got behind a cornerback for a 22-yard catch in the back corner of the end zone. Then two freshmen had TD catches in the second quarter — Tyquan Thornton streaked past two defenders to the end zone for a 39-yard catch, and Josh Fleeks got a foot down in the back of the end zone for a 34-yard score over two defenders.

GAME 7 - TEXAS

POSTGAME NOTES

- For the third-straight game, Baylor's first offensive play was a completion from QB **Charlie Brewer** to WR **Jalen Hurd**.
- Baylor has forced a punt on the opponent's first possession in all four games this year.
- Dating back to last season, Baylor's defense has out-scored opponents 2-0 on the opponent's first possession over the last 6 games (safety vs. TCU).
- Baylor's seven points allowed are the fewest by a BU team since also allowing seven vs. Kansas on Oct. 15, 2016.
- In three-of-four games this season the Bears have scored first.
- With WR **Josh Fleeks** getting his first career reception today, the Bears have had 12 different receivers collect at least one reception this season.
- WR **Tyquan Thornton's** 39-yard TD reception is Baylor's longest passing TD of the season.
- The first half shutout of Kansas is the first time the Bears have shutout an opponent in the first half since Oct. 15, 2016 vs. Kansas.
- The team's 9.0 TFL is the most since the 2017 season opener (9/2/17) vs. Liberty when the Bears had 10.
- WR **Tyquan Thornton** collected his second-career TD reception, a 39-yard reception in the second quarter. The catch tied his career long.
- RUSH Greg Roberts** with his first career sack for a loss of three yards in the fourth quarter.

SCORING SUMMARY

KANSAS	0	0	7	0	--	7
BAYLOR	7	16	3	0	--	26

1st 05:35	BU	Platt,Chris 22 yd pass from Brewer,Charlie (Martin,Connor kick)
2nd 14:52	BU	Thornton,Tyquan 39 yd pass from Brewer,Charlie (Martin,Connor kick)
04:32	BU	Martin,Connor 45 yd field goal
01:37	BU	Fleeks,Josh 34 yd pass from Brewer,Charlie (Martin,Connor kick failed)
3rd 08:32	KU	Jeremiah Booker 10 yd pass from Bender, Peyton (Rui, Gabriel kick)
05:00	BU	Martin,Connor 27 yd field goal, 9-65 3:32 7 - 26

STATISTICS

TEAM STATS	KU	BU
FIRST DOWNS	14	22
RUSHES-YARDS (NET)	28-122	39-189
PASSING YDS (NET)	149	257
Passes Att-Comp-Int	27-16-0	29-20-0
TOTAL OFFENSE PLAYS-YARDS	55-271	68-446
Fumble Returns-Yards	0-0	0-0
Punt Returns-Yards	1--1	3--12
Kickoff Returns-Yards	3-59	0-0
Interception Returns-Yards	0-0	0-0
Punts (Number-Avg)	7-333	5-228
Fumbles-Lost	0-0	1-0
Penalties-Yards	7-55	13-140
Possession Time	24:55	35:05
Third-Down Conversions	4 of 13	7 of 14
Fourth-Down Conversions	0 of 1	0 of 0
Red-Zone Scores-Chances	1-1	2-2
Sacks By: Number-Yards	3-19	4-29

INDIVIDUAL STATISTICS

RUSHING: Kansas: Williams, Pooka 14-89; Stanley, Carter 3-27; Sims, Steven 1-6; Herbert, Khalil 2-6; Kendrick, Miles 4-4; Williams, Dom 2-2; Bender, Peyton 2-12. Baylor: Hasty, JaMycal 5-60; Brewer, Charlie 12-56; Lovett, John 9-23; Ebner, Trestan 5-20; Hurd, Jalen 4-19; Platt, Chris 1-19; Fleeks, Josh 1-2; TEAM 1, -2; McClendon, Jalen 1-4.

PASSING: Kansas: Bender, Peyton 10-17-0-105; Stanley, Carter 4-6-0-37; Kendrick, Miles 2-4-0-7. Baylor: Brewer, Charlie 19-27-0-221; McClendon, Jalen 1-2-0-36.

RECEIVING: Kansas: Johnson, Kerr 4-11-0; Sims, Steven 3-47-0; Robinson, Stephon 3-39-0; Booker, Jeremiah 3-25-1; Fairs, Evan 1-20-0; Williams, Pooka 1-5-0; Hampton, Quan 1-2-0. Baylor: Fleeks, Josh 5-65-1; Hurd, Jalen 4-60-0; Thornton, Tyquan 3-50-1; Platt, Chris 3-29-1; Mims, Denzel 2-32-0; Henle, Christoph 1-13-0; Jones, Marques 1-4-0; Ebner, Trestan 1-4-0.

INTERCEPTIONS: Kansas: None; Baylor: None

FUMBLES: Kansas: None. Baylor: Platt, Chris 1-0.

SACKS Kansas: Ogebeor, Osaze 0.4-4; Wise, Daniel 1.0-8; Lipscomb, Brian 1.0-4; KeyShaun Simmons 0.5-3. Baylor: Roberts, Greg 1.0-3; Woods, JT 1.0-11; Lynch, James 1.0-9; Thompson, B.J. 1.0-6.

TACKLES (UA-A): Kansas: Dineen, Joe 11-2; Torneden, Bryce 8-1; Loneker, Keith 5-3; Defense, Hasan 5-3; Lee, Mike 5-2; Ogebeor, Osaze 2-2; Wise, Daniel 3-0; Elmore, Hempstead 1-1; Harris, Corione 1-1; McCaleb, Willie 1-0; Faester, Denzel 1-0; Lipscomb, Brian 1-0; Moore, Emmanuel 1-0; Taylor, Shakial; Kamara, Azur 0-1; McCullough, Jeremiah 0-1; Holani, Isi 0-1; Johnson, Kyrion 0-1; Simmons, KeyShaun 0-1; Miller, Tyrone 0-0. Baylor: Vaughns, Verkedric 6-1; Bernard, Terrel 5-2; Miller, Chris 3-1; Johnston, Clay 1-3; Williams, Jordan 0-4; Roberts, Greg 3-0; Woods, JT 2-1; Hand, Harrison 2-0; Lynch, James 2-0; Arnold, Grayland 2-0; Pitre, Jalen 1-1; Thompson, BJ 1-1; Copeland, Jake 1-0; McVea, Jairon 1-0; Maticcik, Ross 1-0; Williams, Deonte 1-0; Houston, Jameson 1-0; Smith, Abram 1-0; Lewis, Ira 0-1; Roy, Bravion 0-1; Thomas, Derrek 0-0.

#6/5 OKLAHOMA 66, BAYLOR 33

GAYLORD FAMILY OKLAHOMA MEMORIAL STADIUM • NORMAN, OKLAHOMA
SEPT. 29, 2018 • ATTENDANCE: 86,642

Redshirt junior quarterback **Kyler Murray** tossed six passing touchdowns and added another on the ground as the Sooners defeated Baylor, 66-33, on Saturday.

Murray joined Baker Mayfield as the only OU quarterbacks to record seven total touchdowns in a single game.

Kyler Murray sat out the Sooners' first offensive series then came on to pass for 432 yards and six touchdowns to help No. 6 Oklahoma defeat Baylor 66-33 on Saturday.

Austin Kendall opened the game, but Murray entered on the second possession and played nearly flawless football. His passing touchdown total tied for second-best in school history behind Baker Mayfield's seven against Texas Tech in 2016. The school would not say why Murray didn't start.

Murray also ran for 45 yards and a score for the Sooners (5-0, 2-0 Big 12).
 Marquise Brown caught five passes for 132 yards and two touchdowns, CeeDee Lamb had 101 yards receiving and Lee Morris caught two touchdown passes for the Sooners.

2018 BAYLOR FOOTBALL GAME NOTES

Charlie Brewer passed for 400 yards and two touchdowns. **Denzel Mims** had 11 catches for 114 yards and a touchdown and **Jalen Hurd** added nine catches for 104 yards and had a receiving touchdown and a rushing score for the Bears (3-2, 1-1).

Murray completed 10 of 11 passes for 192 yards and four touchdowns in the first half to help the Sooners take a 28-9 lead. Baylor scored on its first possession of the second half to cut Oklahoma's lead to 28-16, but Lamb turned a third-down screen pass from Murray into an 86-yard touchdown.

Murray threw a 50-yard touchdown pass to Brown later in the third quarter, then scored on a 1-yard quarterback sneak on an untimed down on the last play of the period to put the Sooners up 49-23.

POSTGAME NOTES

- The Bears collected two sacks (both by **Greg Roberts**) are the most allowed by an Oklahoma opponent this season.
- The Bears continued to be 100% (18-18) on redzone trips this season, going a perfect 5-5 at Oklahoma (4 TDs, 1 FG).
- Baylor's 416 total passing yards (**Charlie Brewer** -400; **Jalan McClendon** -16) were the highest of the season and third-best in the Matt Rhule era.
- For the second game this season the Bears had two receivers with triple digit receiving yards. WR **Denzel Mims** (11 receptions, 114 yards), WR **Jalen Hurd** (9 receptions, 104 yards).
- WR **Denzel Mims** finished with 114 receiving yards, his second 100-yard receiving performance of the season, seventh time in his career. Remains 11th-most in program history.
- Mims finished with 11 receptions, his 3rd career double-digit reception performance of his career, 4th most in school history. Only Kendall Wright (6), Terrance Williams (4) and Corey Coleman (4) have more.
- Mims now has 1,470 receiving yards, good for 19th-best in program history.
- Brewer surpassed the 300-yard passing mark for the fifth time in his career (second this season) and fifth time in nine starts.
- QB Brewer's 60 pass attempts in the game are tied for the second most in program history, also the second-most of his career. He holds the program record with 63 vs. Texas Tech in 2017.
- QB Brewer's 38 completions are second-most in program history. He holds the program record with 43 set vs. Texas Tech in 2017.

SCORING SUMMARY

BAYLOR	6	3	14	10	--	33
OKLAHOMA	14	14	21	17	--	66

1st 12:58	OU	Morris, Lee 9 yd pass from Murray, Kyler (Seibert, Austin kick)
08:38	OU	Calcaterra, G. 30 yd pass from Murray, Kyler (Seibert, Austin kick)
02:42	BU	Mims,Denzel 13 yd pass from Brewer,Charlie (Martin,Connor kick failed)
2nd 10:51	OU	Morris, Lee 43 yd pass from Murray, Kyler (Seibert, Austin kick)
06:36	OU	Brown, Marquise 24 yd pass from Murray, Kyler (Seibert, Austin kick)
00:00	BU	Martin,Connor 32 yd field goal
3rd 10:22	BU	Hurd,Jalen 2 yd run (Martin,Connor kick)
09:37	OU	Lamb, CeeDee 86 yd pass from Murray, Kyler (Seibert, Austin kick)
07:06	BU	Brewer,Charlie 1 yd run (Martin,Connor kick)
04:09	OU	Brown, Marquise 50 yd pass from Murray, Kyler (Seibert, Austin kick)
00:00	OU	Murray, Kyler 1 yd run (Seibert, Austin kick)
4th 11:45	BU	Martin,Connor 39 yd field goal
09:08	OU	Brooks, Kennedy 34 yd run (Seibert, Austin kick)
05:12	BU	Hurd,Jalen 4 yd pass from Brewer,Charlie (Martin,Connor kick)
04:59	OU	Brooks, Kennedy 49 yd run (Seibert, Austin kick)
01:20	OU	Seibert, Austin 26 yd field goal

STATISTICS

TEAM STATS	BU	OU
FIRST DOWNS	33	22
RUSHES-YARDS (NET)	38-77	39-189
PASSING YDS (NET)	416	432
Passes Att-Comp-Int	63-40-0	23-17-0
TOTAL OFFENSE PLAYS-YARDS	101-493	54-607
Fumble Returns-Yards	0-0	0-0
Punt Returns-Yards	1-0	0-0
Kickoff Returns-Yards	0-0	2-32
Interception Returns-Yards	0-0	0-0
Punts (Number-Avg)	5-194	3-137
Fumbles-Lost	3-1	0-0
Penalties-Yards	9-75	7-80
Possession Time	37:20	22:40
Third-Down Conversions	9 of 20	4 of 8
Fourth-Down Conversions	2 of 4	0 of 0
Red-Zone Scores-Chances	5-5	3-3
Sacks By: Number-Yards	2-15	6-41

INDIVIDUAL STATISTICS

RUSHING: Baylor: Hasty, JaMycal 10-43; Lovett, John 9-36; Hurd, Jalen 6-12; Ebner, Trestan 1-6; Fleeks, Josh 1-0; Brewer, Charlie 11--20. Oklahoma: Brooks, Kennedy 8-107; Murray, Kyler 10-45; Sermon, Trey 8-19; Pledger, T.J. 2-4; Kendall, Austin 1-4; TEAM 2--4.

PASSING: Baylor: Brewer, Charlie 38-60-0; McClendon, Jalen 2-3-0. Oklahoma: Murray, Kyler 17-21-0; Kendall, Austin 0-2-0.

RECEIVING: Baylor: Mims, Denzel 11-114-1; Hurd, Jalen 9-104-1; Hasty, JaMycal 7-42-0; Ebner, Trestan 5-53-0; Jones, Marques 3-26-0; Platt, Chris 2-54-0; Thornton, Tyquan 1-11-0; Henle, Christoph 1-9-0; Smith, Abram 1-3-0.

INTERCEPTIONS: Baylor: none. Oklahoma: none.

FUMBLES: Baylor: Brewer, Charlie 1-0; Lovett, John 1-0; Platt, Chris 1-1. Oklahoma: none.

SACKS Baylor: Roberts, Greg 2.0-15; Oklahoma: Murray, Kenneth 1.0-7; Kelly, Caleb 2.0-11; Perkins, Ronnie 2.0-15; Jackson, Mark 1.0-8.

TACKLES (UA-A): Baylor: Miller, Chris 2-4; Williams, Jordan 2-4; Lynch, James 3-2; Vaughns, Verkedric 2-3; Bernard, Terrel 0-5; Roberts, Greg 5-0; Thompson, B.J. 3-4; Texada, Raleigh 3-0; Hand, Harrison 1-1; Morgan, Christian 1-1; Woods, JT 1-0; Thomas, Derrek 1-0; Williams, Deonte 1-0; Lewis, Ira 1-0; Pitre, Jalen 1-0; Lynch, Blake 0-1; Houston, Jameson 0-1; Roy, Bravion 0-1; Copeland, Jake 0-1; Lockhart, James 0-1. Oklahoma: Murray, Kenneth 8-9; Bolton, Curtis 6-10; Houghton, K. 5-6; Motley, Parnell 4-3; Brown, Tre 6-0; Nonwood, Tre 4-2; Kelly, Caleb 3-2; Broiles, Justin 3-1; Perkins, Ronnie 2-2; Barnes, Robert 1-2; Gallimore, N. 1-2; Radley-Hiles, B. 0-3; Fields, Patrick 1-1; Terry, J. 1-1; Jackson, Mark 1-1; White, DaShaun 1-1; Bledsoe, Amani 1-0; Thomas, Isaiah 1-0; Lott, Tyreece 0-1; Overton, M. 0-1.

BAYLOR 37, K-STATE 34

MCLANE STADIUM • WACO, TEXAS

OCT. 6, 2018 • ATTENDANCE: 36,888

WACO, Texas - A rough day for Baylor kicker **Connor Martin** ended with a game-winning field goal. Martin missed three field goal attempts and an extra point, but his third made field goal was a 29-yarder with eight seconds left Saturday to give the Bears a 37-34 win over Kansas State.

After Kansas State tied the game at 34 on Skylar Thompson's 28-yard touchdown pass to Dalvin Warmack with 4:26 left, quarterback **Charlie Brewer** set up the Bears (4-2, 2-1 Big 12) for the game-winning kick by driving them 76 yards on 11 plays.

Jalen Hurd had 11 catches for 135 yards, and the former Tennessee running back also ran for 56 yards and a touchdown for the Bears, who last year won only once in coach **Matt Rhule's** first season. **Trestan Ebner** ran for 100 yards.

Alex Barnes ran 22 times for 250 yards and three touchdowns for Kansas State (2-4, 0-3).

A week after Thompson came in after halftime and sparked the Wildcats in a home loss to Texas, he returned to the starting role and played the entire game. He was 15 of 26 for 149 yards with a touchdown and two interceptions and ran for 50 yards and a score.

Barnes opened the fourth quarter with a 48-yard TD run that tied the game at 20 before the Wildcats' extra point was blocked. Thompson's 52-yard TD run with 10:38 left put the Wildcats ahead.

Brewer's 21-yard TD pass to **Denzel Mims** tied the game again before freshman **Craig Williams** scored on a 21-yard run with 6:41 left to put the Bears back in front.

POSTGAME NOTES

- The win is the first in the **Matt Rhule** era while trailing at halftime.
- The Bears are 23-of-24 on redzone trips this season after going 5-of-6 against Kansas State, the first red zone trip they haven't scored on this season.
- The Bears more than doubled their turnover total for the season today, generating 3 turnovers on the day (2 INTs, 1 fumble recovery) after having just 2 on the season coming into the day.
- Most first downs (38) in a conference game since having 39 in the 61-58 win over TCU on Oct. 11, 2014.
- FR WR **Craig "Squirrel" Williams** with his first collegiate touchdown, a rush for 21 yards in the 4th quarter. He finished the day with 2 rushing attempts for 35 yards.
- WR **Jalen Hurd** sets a new career-high with 11 receptions.
- RB **Trestan Ebner** with his first career 100-yard rushing performance, finishing with 100 yards on a career-high 17 carries.
- WR **Jalen Hurd** with his third-career 100-yard receiving game, finishing with 135 yards (1 yard shy of tying career high) on 11 receptions vs. K-State. Also his second-straight game with 100+ yards receiving.
- LB **Henry Black** with his first career sack, a loss of 10 yards.
- S **Chris Miller** forces a fumble on the opening kickoff of the 2nd half and then recovers it, first fumble recovery for the Bears this season.
- LB **Jairon McVea** and CB **Kalon Barnes** each had their first career interceptions.

SCORING SUMMARY

K-STATE	7	7	0	20	--	34
BAYLOR	3	9	8	17	--	37

1st	11:17	BU	Martin, Connor 35 yd field goal
	09:04	KS	Barnes, Alex 55 yd run (McLellan, Nick kick)
2nd	14:40	BU	Martin, Connor 28 yd field goal
	09:47	BU	Brewer, Charlie 3 yd run (Martin, Connor kick failed)
	05:50	KS	Barnes, Alex 34 yd run (McLellan, Nick kick)
3rd	14:28	BU	Hurd, Jalen 1 yd run (Platt, Chris pass from Brewer, Charlie)
4th	14:51	KS	Barnes, Alex 48 yd run (McLellan, Nick kick blocked)
	10:38	KS	Thompson, Skylar 52 yd run (Hicks, Andrew kick)
	08:32	BU	Mims, Denzel 21 yd pass from Brewer, Charlie (Martin, Connor kick)
	06:41	BU	Williams, Craig 21 yd run (Martin, Connor kick)
	04:26	KS	Warmack, Dalvin 28 yd pass from Thompson, Skylar (Hicks, Andrew kick)
	00:08	BU	Martin, Connor 29 yd field goal

STATISTICS

TEAM STATS	K-STATE	BU
FIRST DOWNS	20	38
RUSHES-YARDS (NET)	35-319	48-261
PASSING YDS (NET)	149	296
Passes Att-Comp-Int	26-15-2	45-30-2
TOTAL OFFENSE PLAYS-YARDS	61-468	93-557
Fumble Returns-Yards	0-0	0-0
Punt Returns-Yards	1-1	1-3
Kickoff Returns-Yards	1-8	8-462
Interception Returns-Yards	2-0	2-1
Punts (Number-Avg)	2-87	1-51
Fumbles-Lost	3-1	3-0
Penalties-Yards	6-55	2-10
Possession Time	25:46	34:14
Third-Down Conversions	6 of 12	10 of 17
Fourth-Down Conversions	0 of 1	0 of 0
Red-Zone Scores-Chances	0-1	5-6
Sacks By: Number-Yards	4-25	3-27

INDIVIDUAL STATISTICS

RUSHING: K-State: Barnes, Alex 22-250; Thompson, Skylar 9-50; Warmack, Dalvin 4-19. Baylor: Ebner, Trestan 17-100; Hasty, JaMycal 9-60; Hurd, Jalen 8-56; Williams, Craig 2-35; Brewer, Charlie 12-10.

PASSING: K-State: Thompson, Skylar 15-26-2-149. Baylor: Brewer, Charlie 30-44-1-296. Ebner, Trestan 0-1-1-0.

RECEIVING: K-State: Zuber, Isaiah 7-56-0; Schoen, Dalton 2-30-0; Barnes, Alex 2-22-0; Harris, Isaiah 2-6-0; Warmack, Dalvin 1-28-1; Reuter, Zach 1-7-0. Baylor: Hurd, Jalen 11-135-0; Mims, Denzel 8-90-1; Platt, Chris 3-30-0; Ebner, Trestan 3-13-10; Jones, Marques 2-17-0; Hasty, JaMycal 2-11-0; Thornton, Tyquan 1-0-0.

INTERCEPTIONS: K-State: Adams, Kendall 1-0; Shelley, Duke 1-0. Baylor: Morgan, Christian 1-1-2; McVea, Jairon 1-3.

FUMBLES: K-State: Zuber, Isaiah 2-1; Barnes, Alex 1-0; Baylor: White, Trevor 1-0.

SACKS: K-State: Hubert, Wyatt 1.5-7; Walker, Reggie 1.5-10; Dishon, Trey 1.0-8. Baylor: Lynch, James 1.0-8; Thompson, BJ 1.0-9; Black, Henry 1.0-10.

TACKLES (UA-A): K-State: Walker, Eli 9-3; Hughes, Justin 6-5; Parker, AJ 8-1; Adam, Kendall 4-3; Patton, Da'Quan 4-3; Fletcher, Cody 3-3; Shelley, Duke 4-0; Hubert, Wyatt 2-2; Goolsby, Denzel 3-0; Walker, Reggie 1-2; Massie, Bronson 1-2; Mittie, Jordan 2-0; Sizelove, Sam 2-0; Ball, Kyle 2-0; Dishon, Trey 1-1; Schoen, Dalton 1-0; Bowles, Daron 1-0; Jenkins, Jacob 1-0; Monty, Brock 1-0; Weber, Landry 1-0; Richmeier, Blake 1-0; Durham, Jonathan 0-1; McGee, Kevin 0-1; Elder, Ross 0-1. Baylor: Miller, Chris 6-2; Williams, Jordan 3-4; Texada, Raleigh 4-1; Lynch, James 3-2; Morgan, Christian 4-0; Lynch, Blake 3-0; Johnston, Clay 2-1; Thompson, BJ 1-2; Lewis, Ira 1-1; Williams, Deonte 1-1; Lockhart, Jame 1-0; Pitre, Jalen 1-0; McVea, Jairon 1-0; Black, Henry 1-0; Barnes, Kalon 1-0.