

BAYLOR

BAYLOR ATHLETICS COMMUNICATIONS: 1500 S. University Parks Drive | WACO, TX 76706 | BAYLORBears.COM | @BUFOOTBALL

2018 FOOTBALL GAME NOTES

GAME 5

NR/NR **BAYLOR** (3-1, 1-0 BIG 12) vs. 6/5 **OKLAHOMA** (4-0, 1-0 BIG 12)



Sept. 29, 2018 • 2:30 p.m. CT • TV: ABC / WatchESPN • Radio: Baylor IMG Sports Network
Norman, Oklahoma • Gaylord Family - Oklahoma Memorial Stadium (83,489)

MEDIA INFORMATION

TV: ABC / WatchESPN app

Talent: Mark Jones (pxp), Dusty Dvoracek (analyst), Molly McGrath (sideline)

Radio: Baylor IMG Sports Network / ESPN Central Texas

Talent: John Morris (pxp), J.J. Joe (analyst), Ricky Thompson (sideline)

Satellite Radio: Sirius 119 / XM 201 / Internet 965

Live Stats: Baylor.StatBroadcast.com

Twitter: @BUFootball | #SicOU

BAYLOR 3-1, 1-0 Big 12

Ranking NR — AP, NR — Coaches

Last Game Sept. 22, 2018
win vs. Kansas, 26-7

Head Coach Matt Rhule (Penn State, '97)

Career Record 32-35 (6th season)

Baylor Record 4-12 (2nd season)

vs. OU 0-1

OKLAHOMA 4-0, 1-0 Big 12

Ranking 6 — AP, 5 — Coaches

Last Game Sept. 22, 2018
win vs. Army, 28-21 (OT)

Head Coach Lincoln Riley (Texas Tech, '06)

Career Record 16-2 (2nd season)

OU Record 16-2 (2nd season)

vs. Baylor 1-0

BAYLOR COACHING STAFF

On the Field

Matt Rhule Head Coach
Fran Brown Assoc. HC/Cornerbacks
Phil Snow Defensive Coordinator
Shawn Bell Offensive Line
Frisman Jackson Wide Receivers
Joey McGuire Tight Ends
Frank Okam Defensive Line

In the Press Box

Jeff Nixon Co-Offensive Coord./Running Backs
Glenn Thomas Co-Offensive Coord./Quarterbacks
Evan Cooper Defense
Mike Siravo Linebackers

BAYLOR ATHLETICS COMMUNICATIONS

TAYLOR BRYAN Primary Contact
254-709-4411 • 254-710-3538 • Taylor_Bryan@baylor.edu

RACHEL CATON Secondary Contact
254-652-2061 • 254-710-3784 • Rachel_Caton@baylor.edu

STORY LINES

- Baylor makes the trip to Norman to face Oklahoma in its 2018 Big 12 road opener. The Bears have faced OU 27 times with the Sooners holding a 24-3 advantage. Baylor is 3-4 since 2011 in the series that dates to 1901.
- Saturday's showdown with OU will be Baylor's 113th all-time game against a top 10 opponent.
- Baylor is 6-5 since 2011 against opponents ranked in the Associated Press Top 10.
- **Charlie Brewer** is averaging 261.6 ypg with a 67.6 completion percentage and 15 TD in eight career starts.
- Baylor and WVU are the only two teams in the Big 12 to rank in the top 5 in both total offense & total defense.
- **JaMycal Hasty** eclipsed 1,000 career rushing yards in the opener, the 38th man in BU history to reach 1K. The junior ranks second in the Big 12 and 23rd nationally with five touchdowns through four games.
- Baylor is one of only 11 Power 5 programs to average more than seven yards per play as of September 23.
- With 446 yards against Kansas, Baylor has out-gained its opponents offensively in all four games in 2018.
- BU offensive linemen **Blake Blackmar** and **Pat Lawrence** have started 29 & 28 straight games, respectfully.
- Big 12 punting leader **Drew Galitz** (45.18) was named Big 12 Special Teams Player of the Week on 9/24.
- Baylor has 14 graduates on its 2018 roster, the most in the Big 12 and fifth-largest total nationally.
- Wide receiver **Tyquan Thornton** leads all Big 12 freshmen in touchdowns (2) and receiving yards (164).
- **Matt Rhule** coached teams have won 29-straight games when leading entering the 4th quarter.
- Thirteen different players have a catch and seven have a receiving touchdown for the Bears this season.
- Baylor's 606 yards in the opener marked the 45th time in program history with 600-plus yards of total offense, and the first since totaling 634 yards vs. Texas Tech on Nov. 25, 2016.
- **Denzel Mims** has 1+ receptions in 15 consecutive games played, **Chris Platt** has a catch in 14 straight.
- The Bears tallied 55 points against Abilene Christian. The last time Baylor scored over 50 points in a game was the 2016 season opener when it defeated Northwestern State 55-7 on Sept. 2, 2016.
- Baylor has had 26 players make their first appearance in a BU jersey this season, including 18 freshmen (8 true).
- Baylor is playing its 117th season of football. BU holds a 592-569-44 (.510) record all-time.
- Baylor has scored in a school-record 141 straight games — the previous school record was 89 games from Dec. 31, 1979 - Oct. 23, 1987.

2018 SCHEDULE

	Sept. 1 ABILENE CHRISTIAN vs. BAYLOR	FSN	W, 55-27
	Bears roll up 606 yards of total offense; Lovett and Hasty combine for 217 yards and 5 TDs on ground.		
	Sept. 8 Baylor at UTSA	Facebook	W, 37-20
	Charlie Brewer posts his fourth career 300+ yard passing game with three touchdowns in road victory.		
	Sept. 15 DUKE vs. BAYLOR	FS1	L, 40-27
	Tyquan Thornton has 92 yards and first score; Charlie Brewer rushes for first two career touchdowns.		
	Sept. 22 KANSAS vs. BAYLOR	FS1	W, 26-7
	Bears begin Big 12 play with victory behind TDs from Chris Platt, Josh Fleeks and Tyquan Thornton.		
	Sept. 29 Baylor at 6/5 Oklahoma	ABC	2:30 p.m.
	Norman, Okla. / Gaylord Family Oklahoma Memorial Stadium (82,112) / OU leads 24-3		
	Oct. 6 KANSAS STATE vs. BAYLOR	FS1	2:30 p.m.
	Waco, Texas / McLane Stadium (45,140) / K-State leads 9-6		
	Oct. 13 Baylor at Texas	TBA	TBA
	Austin, Texas / Darrell K. Royal-Texas Memorial Stadium (100,119) / Texas leads 77-26-4		
	Oct. 25 Baylor at West Virginia	FS1	6 p.m.
	Morgantown, W.Va. / Milan Puskar Stadium (60,000) / WVU leads 3-2		
	Nov. 3 OKLAHOMA STATE vs. BAYLOR (Homecoming)	TBA	TBA
	Waco, Texas / McLane Stadium (45,140) / Oklahoma St. leads 20-16		
	Nov. 10 Baylor at Iowa State	TBA	TBA
	Ames, Iowa / Jack Trice Stadium (61,500) / Baylor leads 9-7		
	Nov. 17 TCU vs. BAYLOR	TBA	TBA
	Waco, Texas / McLane Stadium (45,140) / TCU leads 54-52-7		
	Nov. 24 Baylor vs. Texas Tech (TFBI Shootout)	TBA	TBA
	Arlington, Texas / AT&T Stadium (80,000) / Texas Tech leads 38-37-1		



MATT RHULE

HEAD COACH, SECOND SEASON

THE RHULE FILE

PERSONAL

Born: January 31, 1975

Family: wife Julie; son Bryant; daughters Vivienne and Leona

EDUCATION

Penn State (1997, B.A. in Political Science)

Buffalo (2003, M.A. in Educational Psychology)

PLAYING EXPERIENCE

Penn State, 1994-97 (linebacker, Academic All-Big Ten [97])

COACHING EXPERIENCE

1998	Albright College, linebackers
1999	Buffalo, assistant defensive line
2000	Buffalo, defensive line
2001	UCLA, assistant defensive line
2002	Western Carolina, linebackers / special teams
2003-04	Western Carolina, asst. HC / LB / special teams
2005	Western Carolina, asst. HC / OL / ST / RGC
2006	Temple, defensive line
2007	Temple, quarterbacks / recruiting coord.
2008-10	Temple, offensive coord. / quarterbacks
2011	Temple, asst. OC / TE / recruiting coord.
2012	New York Giants, assistant offensive line
2013-16	Temple, head coach
2017-current	Baylor, head coach

THE RHULE WORKSHEET

YEAR	OVERALL SCHOOL	CONFERENCE RECORD	FINISH
2013	Temple	2-10	1-7, t-9th (AAC)
2014	Temple	6-6	4-4, 6th (AAC)
2015	Temple	10-4	7-1, 1st (AAC East)
2016	Temple	10-3	7-1, 1st (AAC East)
2017	Baylor	1-11	1-8, 9th (Big 12)
2018	Baylor	3-1	1-0 (Big 12)
TOTALS	6 seasons	32-35	21-21
	BU 2 seasons	4-12	2-8
	TU 4 seasons	28-23	19-13

OKLAHOMA SERIES HISTORY

- Baylor and Oklahoma are meeting for the 28th time. The Sooners hold a 24-3 advantage in the all-times series. Baylor is 3-4 since 2011 after earning its first ever win over OU with a 45-38 victory at Floyd Casey Stadium behind Heisman winner Robert Griffin III.
- Last season, Baylor battled back from a 28-10 deficit to take a 31-28 lead in the third. The Bears closed to within eight, 49-41, with 1:41 left in the game but fumbled after recovering an onside kick to drop a nail-biter.
- Four of the last seven meetings have been decided by 10 points or less. The Bears' lone win in Norman was a 48-14 victory in 2014. Baylor is 1-10 all-time against Oklahoma teams ranked in the top 10.

PLENTY OF BAYLOR DEBUTS IN '18

- After ranking among the top teams in the country to feature freshmen in 2017, Baylor has continued to introduce new players into its lineups in 2018.
- Through four games, Baylor has had 26 players make their first appearances in a Bears' uniform. That total includes eight true freshmen (Kalon Barnes, Josh Fleeks, Connor Galvin, Christoph Henle, Christian Morgan, Tyquan Thornton, Marje Smith and JT Woods).
- Additionally, the Bears have had 10 redshirt freshmen, one sophomore, two juniors, two seniors and three graduate transfers appear in a Baylor uniform for the first time.

BU VS. AP TOP 10

- Saturday's showdown with OU will be Baylor's 113th all-time game against a top 10 opponent. The Bears are 18-92-2 in those meetings.
- After dropping 32 consecutive games to top-10 teams between 1989-2010, Baylor is 6-5 since 2011 in those contests.
- The Bears have won three of their last five against teams ranked in the top five dating back to 2011.

REDZONE SUCCESS RATE

- After struggling to score touchdowns in the red zone last season, Baylor has been impressive when venturing inside the opponent's 20-yard line in 2018.
- The Bears lead the Big 12 and rank 27th nationally with a red zone touchdown percentage mark of 76.92% with 10 touchdowns on 13 red zone trips. The Bears have also kicked three field goals for a perfect 100% scoring tally.
- Last season, BU struggled to a 45.0% touchdown percentage with scores on just 18-of-31 trips inside the 20.

BREWER EXCELLENT IN FIRST EIGHT STARTS

- Sophomore quarterback Charlie Brewer has started Baylor's last eight games and posted a 4-4 mark in those contests. With Brewer under center, Baylor is averaging 456.1 ypg of total offense over the last eight games.
- Brewer has passed for 261.6 yards per game with 15 touchdowns and four interceptions. He has completed 67.6 percent of his passes (175-of-259).
- Brewer has completed 70.7 percent of his passes (130-of-184) in five career Big 12 starts.
- The Austin native have eclipsed 300 yards passing in four of those starts, becoming the fifth player in program history with four games of 300 or more yards passing. He is joined by Bryce Petty, Robert Griffin III, Nick Florence and Seth Russell.

CAREER 300-YARD PASSING GAMES

1.	Bryce Petty (2011-14)	16
2.	Robert Griffin III (2008-11)	13
3.	Nick Florence (2009-12)	9
4.	Seth Russell (2013-16)	6
5.	Charlie Brewer (2017-current)	4

CAREER COMPLETIONS OF 50+ YARDS

58/TD	Trestan Ebner (at TCU, 2017)
56	Denzel Mims (at Kansas, 2017)
55	Denzel Mims (Abilene Christian, 2018)
54	Blake Lynch (at TCU, 2017)
52/TD	Trestan Ebner (WVU, 2017)
52	Blake Lynch (Texas, 2017)

TOUGHNESS REWARDED

In 2017, head coach Matt Rhule began a new tradition at Baylor of rewarding the nine toughest players on the BU roster with single-digit jerseys. The jersey numbers are awarded to the student-athletes deemed by their teammates to be the toughest members of the team. Rhule began the tradition of honoring toughness with single digits during his time at Temple.




1
Verkedric Vaughns
Senior


2
OPEN



3
Chris Miller
Junior



4
Grayland Arnold
Junior



5
Jalen Hurd
Senior



6
JaMycal Hasty
Junior



7
John Lovett
Sophomore



8
Henry Black
Junior



9
Ira Lewis
Senior

BAYLOR AMONG BEST IN BIG 12 VS. FBS

- In games against FBS opponents, Baylor leads the Big 12 in total defense. The Bears have allowed only 308.3 yards (15th, NCAA) in those three games, ahead of runner-up West Virginia (309.5). WVU has played on two games vs. FBS opponents.
- In all games, BU ranks fifth in the league allowing 347.8 ypg (50th, NCAA) through four games in 2018.
- Against FBS opponents, Baylor is allowing only 160 passing yards in three games - 11th best in the nation.
- The Bears are holding their opponents to only 5.3 yards per play in those games to rank No. 10 nationally.

GALITZ BACK WITH A VENGEANCE

- After tearing his ACL against K-State in 2017, Baylor senior punter is back with a vengeance in 2018. The Rowlett, Texas native is leading the Big 12 with a 45.18 punting average (12th, NCAA).
- With his strong play, Baylor is second in the Big 12 and 17th nationally in net punting - 41.76 yards.
- Galitz has had eight punts downed inside the 20 and six punts of 50+ yards with a long of 60 yards.
- For his efforts, Galitz was named Big 12 Special Teams Player of the Week on Sept. 24.

RHULE TEAMS IN THE FOURTH QUARTER

- In Matt Rhule's five seasons as head coach, he has sealed the deal when leading or tied entering the fourth quarter. In his career, his teams are 20-7 when posting a fourth quarter shutout.
- Rhule-coached teams have won 29 straight games when leading or tied entering the fourth, and are 30-4 overall. All four losses came in his first season as head coach at Temple in 2013.
- When leading entering the fourth quarter, he has won 27 straight games and is 28-3 overall with all three losses coming in 2013 as well.
- Baylor was 1-1 in 2017 when preserving a fourth-quarter shutout. The one victory was the Bears' road win at Kansas and the loss was a near-comeback win against West Virginia at home.
- Over the last three-plus seasons, Matt Rhule coached teams are 15-1 when recording a fourth-quarter shutout. Baylor has held Abilene Christian and Kansas scoreless in the final quarter.

PASSING GAME SUCCESS IN 18

- Baylor is averaging 310.3 passing yards per game in 2018, the fourth-best total in the Big 12 (18th, NCAA).
- The Bears have four receivers with more than 100 yards receiving led by Jalen Hurd's 311 yards (6th, B12). Hurd's 22 receptions rank fifth and his two touchdowns are 10th in the league.
- Thirteen different Baylor players have recorded a reception through three games in 2018.
- Freshman wide receivers Tyquan Thornton and Josh Fleeks have combined for 13 catches, 229 yard and three touchdowns. Thornton ranks fifth in the Big 12 in yards per catch (20.5), the only frosh in top 30.
- The Bears are averaging 33:22 in time of possession through three games. That mark is 18th nationally. Baylor held the ball for more than 35 minutes against Kansas, the fifth time in the last 16 games to reach 35 minutes or more in possession.
- Baylor is averaging 486.8 yards of total offense over its first four games, that mark is fifth in the Big 12 and 28th among FBS schools.

QUARTERLY SCORING BREAKDOWN

- Baylor holds the scoring advantage in all four quarters through four games in 2018. The Bears are out-scoring opponents 81-56 in the first half. In 2017, Baylor was out-scored 18.7 to 10.9 in the opening half.
- The Baylor defense kicks it up a notch in the first and fourth quarters, where it has allowed only 17 points in each of those frames thus far. The third quarter isn't much different with only 21 points allowed.
- Baylor has also registered two fourth quarter shutouts against ACU and Kansas.

RHULE TEAMS IN YEAR TWO

- Baylor head coach Matt Rhule has experienced rebuilding projects in his career before and his time at Temple is very similar to year one in Waco.
- After posting a 2-10 mark in 2013 with the Owls, Rhule guided the program to a 6-6 mark & bowl eligibility.
- Baylor finished 2017 with a 1-11 mark, but with a large contingent of returning talent the Bears boast one of the nation's most experienced rosters entering 2018 with a chance to make a big jump in year two.
- The Bears opened 2018 with victories in three of the first four games including a Big 12 opening day victory over Kansas.

2018 ROSTER FEATURES 14 GRADUATES

- Preparing Champions for Life is not just a slogan at Baylor and coach Matt Rhule's team is proving it. The 2018 Baylor roster features 14 college graduates including three graduate transfers.
- The list of graduates are as follows: JaMycal Hasty, Jamie Jacobs, Lenoy Jones, Jr., Xavier Jones, Ira Lewis, Josh Malin, Ross Maticcik, Jalan McClendon, Chris Platt, Greg Roberts, Owen Rogers, Derrek Thomas, Verkedric Vaughns, Trevor White.
- Ten other members of the Baylor roster are scheduled to graduate in December.

RECORD BREAKDOWN

Current Streak	Win 1
Current Home Streak	Win 1
Current Away Streak	Win 1
Last Win	26-7 vs. Kansas (9/22/18)
Last Home Win	26-7 vs. Kansas (9/22/18)
Last Away Win	37-20 at UTSA (9/8/18)
Last Loss	40-27 vs. Duke (9/15/18)
Last Home Loss	40-27 vs. Duke (9/15/18)
Last Away Loss	45-22 at TCU (11/24/17)

RHULE BY THE NUMBERS

	2018	Under Rhule
Home	2-1	2-6
Road	1-0	2-5
Neutral	0-0	0-1
Natural Grass	0-0	0-2
Artificial Turf	3-1	4-10
Day Games	1-1	2-9
Night Games	2-0	2-3
Televised Games	3-1	4-12
vs. AP Ranked Opponents	0-0	0-4
August	0-0	0-0
September	3-1	3-6
October	0-0	0-3
November	0-0	1-3
December	0-0	0-0
January	0-0	0-0
Leading at Halftime	3-0	4-0
Trailing at Halftime	0-1	0-10
Tied at Halftime	0-0	0-2
Scoring First	3-0	3-5
Opponent Scoring First	0-1	1-7
Score < 20 Points	0-0	0-4
Score 20+ Points	1-1	1-5
Score 30+ Points	1-0	2-1
Score 40+ Points	1-0	1-2
Opponent Scores < 20 Points	2-0	3-1
Opponent Scores 20+ Points	1-0	1-1
Opponent Scores 30+ Points	0-0	0-5
Opponent Scores 40+ Points	0-1	0-5
Gain < 20 First Downs	0-0	0-5
Gain 20+ First Downs	3-1	4-7
Opponent Gains < 20 First Downs	3-0	4-3
Opponent Gains 20+ First Downs	0-1	0-9
More Rushing Yards Than Opponent	2-0	2-3
Fewer Rushing Yards Than Opponent	1-1	2-9
Rush For < 100 Yards	1-0	1-5
Rush For 100+ Yards	2-1	3-7
Opponent Rushes For < 100 Yards	1-0	1-1
Opponent Rushes For 100+ Yards	2-1	4-10
More Passing Yards Than Opponent	3-1	4-6
Fewer Passing Yards Than Opponent	0-0	0-6
Pass For < 200 Yards	0-0	0-3
Pass For 200+ Yards	3-1	4-9
Opponent Passes For < 200 Yards	2-1	3-5
Opponent Passes For 200+ Yards	1-0	1-7
More Total Yards Than Opponent	3-1	4-4
Fewer Total Yards Than Opponent	0-0	0-8
Gain < 300 Total Yards	0-0	0-2
Gain 300+ Total Yards	3-1	4-10
Opponent Gains < 300 Total Yards	2-0	3-0
Opponent Gains 300+ Total Yards	1-1	1-12
Commit No Turnovers	1-0	2-1
Commit < 3 Turnovers	2-1	3-7
Commit 3 or + Turnovers	0-0	0-5
Force < 3 Turnovers	3-1	4-12
Force 3 or + Turnovers	0-0	0-0
Commit < 6 Penalties	1-0	1-2
Commit 6 or + Penalties	2-1	3-10
3rd Down % < 25	1-0	1-5
3rd Down % 25-49	0-1	1-6
3rd Down % 50+	2-0	2-1
Opponent 3rd Down % < 25	0-0	1-1
Opponent 3rd Down % 25-49	3-1	3-9
Opponent 3rd Down % 50+	0-0	0-2
Trail Time of Possession	1-0	1-4
Lead Time of Possession	2-1	3-8
Overtime Games	0-0	0-0

GAME 5 - OKLAHOMA BAYLOR IN THE NFL - 2018

NAME	POS.	TEAM
Andrew Billings	DT	Cincinnati Bengals
Matt Bryant	K	Atlanta Falcons
Rico Gathers	TE	Dallas Cowboys
Josh Gordon	WR	New England Patriots
Robert Griffin III	QB	Baltimore Ravens
Bryce Hager	LB	Los Angeles Rams
Xavier Howard	CB	Miami Dolphins
Jon Weeks	LS	Houston Texans
Terrance Williams	WR	Dallas Cowboys

• Nine former Bears earned spots on NFL rosters for the 2018 season as of Sept. 4.

• Former Bears **Corey Coleman** (New England), **Kyle Fuller** (Houston) and **Spencer Drango** (LA Chargers) are practice squad members.

• Baylor had 19 former lettermen with NFL teams during the 2018 preseason, representing 13 different NFL teams.

• Baylor has had 21 players selected in the first round including four players selected No. 2 overall with Robert Griffin III the most recent selection at No. 2 by the Washington Redskins in 2012.

• The Bears have had 126 players drafted overall since 1970 and 40 players compete in the Super Bowl including Atlanta Falcon **Matt Bryant** in Super Bowl LI.

TRACKING BAYLOR IN THE TOP 25

WEEK	W/L	AP	COACHES	CFP
PRE	0-0	—	—	—
1	1-0	—	—	—
2	2-0	—	—	—
3	2-1	—	—	—
4	3-1	—	—	—

BAYLOR WHEN RANKED...

Baylor as a ranked team: 111-55-2

Ranked Baylor vs. ranked opponent: 23-29-1

Baylor vs. ranked opponents: 54-179-6

Baylor vs. No. 1-ranked opponents: 0-11-1

Baylor vs. Top 10 opponents: 18-91-2

OFFENSIVE LINE DUO HAS BIG OPPORTUNITY

- Senior offensive linemen Blake Blackmar and Pat Lawrence have been anchors on the Baylor offensive line for the last two-plus seasons.
- Blackmar has made 29 consecutive starts, while Lawrence has been a starter in 28-straight games. The duo has each played in 42 games in their careers.
- With a full season of 12-or-more games, Blackmar and Lawrence could both reach Baylor's all-time top 10 for games played. Below is the full list.

ALL-TIME TOP 10 GAMES PLAYED

Rk	Name	Games
1.	Jerod Monk (2009-13)	53
2.	Kyle Fuller (2013-16)	52
	Aaron Jones (2010-13)	52
	Chris McAllister (2010-13)	52
	Brody Trahan (2010-13)	52
6.	Pat Levels (2013-16)	51
	Pat Colbert (2012-15)	51
	Cyril Richardson (2010-13)	51
9.	Beau Blackshear (2012-15)	50
	Ahmad Dixon (2010-13)	50
	Sam Holl (2010-13)	50
	Cameron Kaufhold (2009-12)	50
	Jarred Salubi (2009-12)	50
	Lanear Sampson (2009-12)	50
	Terrance Williams (2009-12)	50
	Kendall Wright (2008-11)	50
--	Blake Blackmar (2015-current)	42
--	Pat Lawrence (2015-current)	42

ABUNDANCE OF NFL EXPERIENCE

- Including head coach Matt Rhule's 2012 stint with the New York Giants, there are five coaches on the Baylor staff with 23 years combined experience in the National Football League, sixth-best in the country.
- Three of the five coaches on offense spent time in the NFL including co-offensive coordinators Jeff Nixon (10 years) and Glenn Thomas (seven years). Frisman Jackson has one year of coaching experience.
- Defensive coordinator Phil Snow was a Detroit assistant for four seasons.
- Additionally, senior offensive consultant George DeLeone has spent six seasons in professional football over three stints. Injury prevention specialist Kent Johnston has 24 years experience in the NFL.

BEARS IN STRIKING DISTANCE LATE IN GAMES

- Despite a disappointing 2017 season, Baylor had a chance late in seven of its 11 losses. Baylor had two losses by three points or less, four by eight or less and eight by 14 or less.

Opp.	Situation	Result
Liberty	Trail 48-45, 00:32 4Q	Interception
UTSA	Trail 17-10, 2:08 4Q	Turnover on Downs
at Duke	Trail 24-20, 11:44 4Q	Pick-Six makes it 31-20
Oklahoma	Trail 35-31, 15:00 4Q	Punt
Oklahoma	Trail 49-41, 1:41 4Q	Sack Fumble
at K-State	Trail 20-13, 2:16 3Q	Bad snap leads to fumble at BU 14
West Virginia	Trail 38-30, 4:34 4Q	Touchdown, failed two-point conversion
Iowa State	Trail 20-13, 6:25 3Q	Fumble at ISU 3
Iowa State	Trail 20-13, 12:22 4Q	Punt

MARQUES JONES EXCELS ON FIELD AND IN CLASSROOM

- Baylor sophomore Marques Jones was a jack of all trades for the Bears on the gridiron in 2017. The McKinney, Texas native saw time at cornerback and wide receiver in addition to special teams duties as he bounced from both sides of the ball due to a tough run of Baylor injuries.
- In addition to two tackles and a fumble recovery on defense and three catches on offense, Jones earned a 3.98 GPA in Electrical and Computer Engineering and was honored as a 2018 Gerald Lage Academic Achievement Award from Big 12.
- Jones was awarded with a scholarship at the conclusion of fall camp in 2018. He made his second career start in the opener with ACU and scored his first career touchdown.

MULTIPLE TURNOVERS EQUALS WINS

- Matt Rhule defenses have forced two or more turnovers in 26 of 66 (39.4%) career games.
- His teams own a 18-8 record with 2+ turnovers forced, and have won 13 of the last 17 when doing so.
- Rhule's teams are 7-0 when forcing 4+ turnovers and 9-3 when creating 3+.
- His teams are 20-4 in games where they have a positive turnover margin.

BAYLOR LEADS POWER 5 IN TEXAS RECRUITS

- Under the direction of head coach Matt Rhule, Baylor has placed a strong emphasis on recruiting within the borders of the state of Texas.
- During his first two recruiting classes the Bears have signed 37 players from Texas - the most of any Power 5 program ahead of Texas A&M (35), Texas (32), Texas Tech (27) and TCU (25).
- Baylor's 2018 class was ranked as high as No. 24 by ESPN, the third-highest ranked class in the Big 12.

BEARS INK ONE OF NATION'S TOP CLASSES

- Baylor enjoyed a second consecutive strong recruiting season inking 21 players in December and following with a key junior college addition in February.
- The Bears' class finished the cycle ranked No. 24 by ESPN. A consensus top-30 class, Baylor's signee group was widely ranked as No. 3 or No. 4 in the Big 12 Conference. The Bears signed 17 players from the state of Texas.

PLATT GOING DEEP

- Senior wide receiver Chris Platt led the nation in receptions of 70+ yards in 2017 despite only playing in four games due to injury. For his career, he has five receptions of 70+ yards which is second most in Baylor history behind Melvin Bonner's six from 1989-92.

• Platt's 70-yard receptions at Baylor:

89	from Seth Russell vs. Oklahoma State (2016)
79	from Zach Smith at Duke (2017)
75	from Anu Solomon vs. Liberty (2017)
73	from Zach Smith at Duke (2017)
72	from Zach Smith vs. Oklahoma (2017)

BEARS' OFFENSE ERUPTS IN OPENER

- Baylor rolled up a staggering 606 yards of total offense while cruising to a 55-27 win against ACU. The Bears totaled 295 rushing yards (best for a Rhule team at BU) and five rushing touchdowns led by 100-yard games from JaMycal Hasty (102 yds, 2 TD) and John Lovett (first career, 115 yards, 3 TD).
- Graduate transfer QB Jalan McClendon made his Baylor debut and hit 10-of-13 passes for 173 yards and two scores while leading five scoring drives.
- Hasty added a team-high four receptions for 67 yards to give him a career-best 169 all-purpose yards. Hasty also eclipsed 1,000 rushing yards for his career, the 38th man in Baylor history to accomplish the feat.

BU FOOTBALL UNIFORM TRACKER

• Baylor football enjoys a tremendous partnership with Nike that includes more than 60 uniform combinations. Below is a breakdown of each combination worn during the 2018 season.

DATE	OPPONENT	HELMET	JERSEY	PANTS
9/1	Abilene Christian	Green	Green	Gold
9/8	at UTSA	White	White	White
9/15	Duke	Green	Gray	Green
9/22	Kansas	Green	Green	White
9/29	at Oklahoma			
10/6	K-State			
10/13	at Texas			
10/27	at West Virginia			
11/3	Oklahoma St.			
11/10	at Iowa State			
11/17	TCU			
11/24	vs. Texas Tech			

2018 HONORS

Grayland Arnold, CB

2nd Team Preseason All-Big 12 (Phil Steele)
3rd Team Preseason All-Big 12 (Athlon)

Charlie Brewer, QB

PFF National Team of the Week (Sept. 9)
Earl Campbell Tyler Rose Week 2 Honorable Mention
2nd Team Preseason All-Big 12 (Lindy's, Athlon)
4th Team Preseason All-Big 12 (Phil Steele)
2nd Team All-Texas Offense (DCTF)

Jake Fruhmorgen, OL

4th Team Preseason All-Big 12 (Phil Steele)

Drew Galitz, P

Big 12 Special Teams Player of the Week (Sept. 24)
1st Team Preseason All-Big 12 (Athlon)

JaMycal Hasty, RB

3rd Team Preseason All-Big 12 (Athlon)

Clay Johnston, LB

2nd Team Preseason All-Big 12 (Phil Steele)

Ira Lewis, DT

1st Team Preseason All-Big 12 (Phil Steele)
2nd Team Preseason All-Big 12 (Lindy's)
2nd Team All-Texas Defense (DCTF)
3rd Team Preseason All-Big 12 (Athlon)
Nagurski Trophy Watch List
Outland Trophy Watch List

John Lovett, RB

Earl Campbell Tyler Rose Week 1 Honorable Mention

Connor Martin, PK

3rd Team Preseason All-Big 12 (Athlon)
4th Team Preseason All-Big 12 (Phil Steele)
Lou Groza Award Watch List

Ross Maticcik, LS

2nd Team Preseason All-Big 12 (Phil Steele)

Denzel Mims, WR

1st Team Preseason All-Big 12 (Phil Steele, Lindy's, Athlon)
1st Team All-Texas Offense (DCTF)
Biletnikoff Award Watch List
The Earl Campbell Tyler Rose Award Watch List

Tony Nicholson, PR

4th Team Preseason All-Big 12 (Phil Steele)

Chris Platt, WR

2nd Team All-Texas Offense (DCTF)

Sam Tecklenburg, C

3rd Team Preseason All-Big 12 (Phil Steele)
Rimington Award Watch List

CAREER RECORDS UPDATE

RECEIVING

YARDS

CAREER LEADERS

PLAYER	SEASONS	REC	AVG	YDS
1. Kendall Wright	2008-11	302	13.26	4,004
2. Terrance Williams	2009-12	202	16.50	3,334
3. KD Cannon	2014-16	195	15.96	3,113
4. Tevin Reese	2010-13	187	16.59	3,102
5. Corey Coleman	2013-15	173	17.39	3,009
6. Gerald McNeil	1980-83	163	16.26	2,651
7. Reggie Newhouse	1999-02	183	13.95	2,552
8. Antwan Goodley	2011-14	150	15.77	2,366
9. Lawrence Elkins	1962-64	144	14.54	2,094
10. Melvin Bonner	1989-92	92	21.57	1,984
11. Trent Shelton	2003-06	155	12.76	1,978
12. Dominique Zeigler	2003-06	166	11.58	1,923
13. Lanear Sampson	2009-12	165	11.55	1,905
14. Jay Lee	2012-15	101	16.83	1,700
15. Levi Norwood	2011-14	128	12.70	1,626
16. David Gettis	2006-09	116	13.41	1,555
17. Matt Clark	1984-87	81	18.27	1,480
18. Robert Quiroga	2000-03	131	11.28	1,478
19. Bruce Davis	1980-83	71	19.62	1,393
20. Charles Dancer	1972-73	87	15.98	1,390
21. Denzel Mims	2016-current	78	17.38	1,356
22. Kalief Muhammad	1993-96	98	13.27	1,300
23. Chris Platt	2015-current	74	17.16	1,270

RECEPTIONS

CAREER LEADERS

PLAYER	SEASONS	YDS	AVG	REC
1. Kendall Wright	2008-11	4,004	13.26	302
2. Terrance Williams	2009-12	3,334	16.50	202
3. KD Cannon	2014-16	3,113	17.57	195
4. Tevin Reese	2010-13	3,102	16.59	187
5. Reggie Newhouse	1999-02	2,552	13.95	183
--				
16. David Gettis	2006-09	1,555	13.41	116
17. Jay Lee	2012-15	1,700	16.83	101
18. Kalief Muhammad	1993-96	1,300	13.27	98
19. Melvin Bonner	1989-92	1,984	21.57	92
Thomas White	2005-08	1,194	12.98	92
-- Denzel Mims	2016-current	1,356	17.38	78
-- Chris Platt	2015-current	1,270	17.16	74

RECEPTIONS OF 70+ YARDS

CAREER LEADERS

PLAYER	SEASONS	TOTAL
1. Melvin Bonner	1989-92	6
2. Terrance Williams	2009-12	5
Chris Platt	2015-current	5
4. KD Cannon	2014-16	3
Corey Coleman	2013-15	3
6. Tevin Reese	2010-13	2
Antwan Goodley	2011-14	2
Denzel Mims	2016-current	2
9. 32 times		1

PASSING

COMPLETION PERCENTAGE

CAREER LEADERS MINIMUM 250 ATTEMPTS

PLAYER	SEASONS	ATT	CMP	PCT
1. Robert Griffin III	2008-11	1,192	800	.671
-- Charlie Brewer	2017-	306	203	.663
2. Bryce Petty	2011-14	845	530	.627
3. Nick Florence	2009-12	754	466	.618
4. Shawn Bell	2003-06	914	559	.612

RUSHING

YARDS

CAREER LEADERS

PLAYER	SEASONS	ATT	AVG	YDS
1. Shock Linwood	2013-16	713	5.91	4,213
2. Walter Abercrombie	1978-81	732	5.01	3,665
3. Jerod Douglas	1994-97	522	5.39	2,811
4. Jay Finley	2007-10	478	5.56	2,660
5. Alfred Anderson	1980-83	554	4.38	2,424
--				
30. Gary Lacy	1972-73	314	4.25	1,335
31. Jarred Salubi	2009-12	250	5.23	1,308
32. Devin Chafin	2013-15	222	5.68	1,261
33. Bradford Lewis	1991-94	324	3.80	1,230
34. Mathew Williams	1970-71	339	3.48	1,180
35. Gary Blair	1976-77	292	4.01	1,170
36. Brandon Whitaker	2003-07	275	4.25	1,169
37. JaMycal Hasty	2016-current	224	4.99	1,119

SCORING

FIELD GOALS MADE

CAREER LEADERS

PLAYER	SEASONS	PCT	FGA	FGM
1. Aaron Jones	2010-13	.628	94	59
2. Jeff Ireland	1988-91	.563	80	45
3. Terry Syler	1985-88	.731	52	38
4. Chris Callahan	2014-16	.667	54	36
5. Robert Bledsoe	1977-80	.492	63	31
Marty Jimmerson	1981-84	.721	43	31
7. Jarvis Van Dyke	1993-95	.592	49	29
8. Ryan Havens	2003-06	.730	37	27
Connor Martin	2016-current	.818	33	27

FIELD GOAL PERCENTAGE

CAREER LEADERS MINIMUM 8 MADE

PLAYER	SEASONS	FGM	FGA	PCT
1. Connor Martin	2016-current	27	33	.818
2. Terry Syler	1985-88	38	52	.731
3. Ryan Havens	2003-06	27	37	.730

CAREER LEADERS

PLAYER	SEASONS	FG	PAT	PTS
1. Aaron Jones	2010-13	59	274	451
2. Chris Callahan	2014-16	36	211	319
3. Terry Syler	1985-88	38	101	215
4. Jeff Ireland	1988-91	45	78	213
5. Robert Bledsoe	1977-80	31	111	204
6. Jarvis Van Dyke	1993-95	29	110	197
7. Marty Jimmerson	1981-84	31	88	181
8. Ryan Havens	2003-06	27	54	135
9. Connor Martin	2016-current	27	50	131

PUNTING

YARDS PER PUNT

CAREER LEADERS MINIMUM 100 PUNTS

PLAYER	SEASONS	P	YDS	AVG
1. Daniel Sepulveda	2003-06	277	12,531	45.24
2. Spencer Roth	2011-14	164	7,170	43.72
3. Buzzy Sawyer	1983-85	170	7,385	43.44
4. Derek Epperson	2007-10	224	9,572	42.75
5. Kyle Atteberry	1997-99	221	9,404	42.55
-- Drew Galitz	2015-current	132	5,591	42.36
6. Luke Prestridge	1976-78	180	7,602	42.23
8. Adam Stiles	2000-01	151	6,336	41.96
9. Pete Rutter	1986-89	191	7,929	41.51
10. Ed Marsh	1968-70	206	8,551	41.51
11. Ty Atteberry	1993-96	165	6,844	41.48

DEPTH CHART VS. KANSAS

OFFENSE

WR	14 CHRIS PLATT (5-11, 170, SR.)
	84 Marques Jones (6-2, 204, Jr.)
	81 Tyquan Thornton (6-3, 165, Fr.)
WR	5 JALEN HURD (6-4, 217, SR.)
	21 Josh Fleeks (5-11, 181, Fr.)
LT	63 JAKE FRUHMORGEN (6-6, 293, JR.)
	75 Eleasah Anderson (6-4, 306, R-Fr.)
LG	57 JOHNCARLO VALENTIN (6-4, 332, JR.)
	53 Jason Moore (6-3, 288, R-Fr.)
C	52 SAM TECKLENBURG (6-4, 306, Jr.)
	64 Ryan Miller (6-2, 290, So.)
RG	72 BLAKE BLACKMAR (6-5, 326, SR.)
	65 Christian Beard (6-3, 298, Sr.)
RT	77 PATRICK LAWRENCE (6-6, 311, SR.)
	76 Connor Galvin (6-7, 279, Fr.)
TE	87 CHRISTOPH HENLE (6-6, 251, FR.)
	82 Tyler Henderson (6-4, 244, R-Fr.)
WR	15 DENZEL MIMS (6-3, 208, JR.)
	17 Pooh Stricklin (6-2, 185, Jr.)
QB	12 CHARLIE BREWER (6-1, 202, SO.) <u>OR</u>
	19 JALAN MCCLENDON (6-5, 219, SR.)
	11 Gerry Bohanon (6-3, 224, Fr.)
RB	6 JAMYCAL HASTY (5-9, 211, JR.)
	7 John Lovett (6-0, 203, So.)

DEFENSE

END	93 JAMES LYNCH (6-4, 285, SO.)
	40 Deonte Williams (6-1, 223, So.)
NT	99 BRAVVION ROY (6-1, 330, JR.)
	98 Chidi Ogbonnaya (6-5, 290, R-Fr.)
DT	9 IRA LEWIS (6-3, 290, SR.)
	91 Rob Saulin (6-5, 280, R-Fr.)
RUSH	52 GREG ROBERTS (6-5, 264, SR.)
	48 BJ Thompson (6-6, 222, So.)
WLB	38 JORDAN WILLIAMS (6-0, 220, JR.)
	26 Terrel Bernard (6-2, 220, R-Fr.)
MLB	44 CLAY JOHNSTON (6-1, 226, JR.)
	46 Ross Maticcik (6-0, 230, Jr.)
SLB	8 HENRY BLACK (6-0, 202, JR.)
	24 Jalen Pitre (6-0, 206, So.)
CB	23 DERREK THOMAS (6-3, 196, SR.)
	27 Kalon Barnes (6-0, 179, Fr.) <u>OR</u>
	11 Jameson Houston (5-11, 196, Jr.)
RS	1 VERKEDRIC VAUGHNS (5-10, 193, SR.)
	22 JT Woods (6-2, 183, Fr.)
LS	3 CHRIS MILLER (6-0, 188, JR.)
	29 Christian Morgan (6-1, 200, Fr.)
CB	31 HARRISON HAND (6-0, 192, SO.)
	4 Grayland Arnold (5-10, 183, Jr.) <u>OR</u>
	13 Raleigh Texada (5-10, 176, So.)

SPECIAL TEAMS

FG	96 CONNOR MARTIN (5-9, 173, JR.)
	36 Drew Galitz (6-0, 221, Sr.)
KO	36 DREW GALITZ (6-0, 221, SR.)
	89 Jay Sedwick (6-0, 196, So.)
P	36 DREW GALITZ (6-0, 221, SR.)
	97 Issac Power (6-1, 208, Fr.)
KR	14 CHRIS PLATT (5-11, 170, SR.)
	21 Josh Fleeks (5-11, 181, Fr.)
PR	5 JALEN HURD (6-4, 217, SR.)
	4 Grayland Arnold (5-10, 183, Jr.)
LS	46 ROSS MATISCICK (6-0, 230, JR.)
SS	51 CHRIS LUTZEL (5-9, 191, JR.)
H	36 DREW GALITZ (6-0, 221, SR.)
	89 Jay Sedwick (6-0, 196, So.)

CAREER STARTS

33	Jalen Hurd (29)
29	Blake Blackmar, Patrick Lawrence
23	Ira Lewis
19	Sam Tecklenburg
18	Chris Platt, Greg Roberts
16	Denzel Mims
15	Grayland Arnold
12	Clay Johnston, Verkedric Vaughns
11	Harrison Hand, Tyrone Hunt, Xavier Newman
10	Jake Fruhmorgen (9), Blake Lynch
9	Henry Black, Jalen Pitre, Bravvion Roy
8	Charlie Brewer, Jordan Williams
6	JaMycal Hasty, Derrek Thomas (3)
5	John Lovett, Chris Miller, Pooh Stricklin
4	Gavin Holmes, Jameson Houston, Marques Jones, Xavier Jones, James Lynch, Deonte Williams
3	Jared Atkinson, Jamie Jacobs, Josh Malin
2	Eleasah Anderson, Kyle Boyd, Lenoy Jones Jr., James Lockhart, Ross Maticcik, Ryan Miller
1	Christian Beard, Christoph Henle, Jairon McVea, Rob Saulin, RJ Sneed, Raleigh Texada, BJ Thompson

CONSECUTIVE STARTS

29	Patrick Lawrence
28	Blake Blackmar

CAREER GAMES PLAYED

42	Blake Blackmar, Pat Lawrence
39	Verkedric Vaughns
37	Jalen Hurd (33)
35	Drew Galitz
34	Ira Lewis, Chris Platt
33	Greg Roberts
30	Derrek Thomas (26)
29	Ross Maticcik, Sam Tecklenburg, Jordan Williams
28	Henry Black, Chris Lutzel
27	Jamie Jacobs
26	Kyle Boyd, Jameson Houston, Blake Lynch, Josh Malin, Denzel Mims
25	Jared Atkinson, Tyrone Hunt, Bravvion Roy
24	Grayland Arnold, JaMycal Hasty, Clay Johnston, Xavier Jones, Jalan McClendon (20)
23	Chris Miller, Pooh Stricklin
22	Jake Fruhmorgen (19), Lenoy Jones Jr.
20	James Lockhart (16), Trevor White
18	Connor Martin
16	Harrison Hand, Marques Jones, Jalen Pitre
15	Trestan Ebner, John Lovett, James Lynch, Xavier Newman
14	Jairon McVea, Ryan Miller
13	Deonte Williams
12	Charlie Brewer, Chad Kelly
10	Gavin Holmes, BJ Thompson
9	Jay Sedwick
8	Rob Saulin
7	Terrel Bernard, Zeke Brown, Russell Morrison, RJ Sneed
6	Christian Beard (2), Raleigh Texada
5	Koby Bullard, Cody George
4	Kalon Barnes, Connor Galvin, Tyler Henderson, Christoph Henle, Christian Morgan, Chidi Ogbonnaya, Owen Rogers, Tyquan Thornton
3	Eleasah Anderson, Dru Dixon, Josh Fleeks, Preston Heard, Dalton Justice, Jason Moore, Abram Smith, Marje Smith
2	Jake Copeland, Henry Klinge, Johncarlo Valentin
1	Zack Bennema, Khalil Keith, Ashton Logan, Garret McGuire, Thor Rodoni, Ty Smith, Jim Threet

(italics represent previous school total)

PRONUNCIATION GUIDE

ELEASAH Anderson	ELLY-aye-suh	XAVIER Jones	ex-AY-vee-uhr	Jalen PITRE	PEE-tree
GRAYLAND Arnold	GRAY-lund	KHALIL Keith	KUH-leal	Thor RODONI	RUH-dohn-ee
KALON Barnes	KAY-lun	Henry KLINGE	Cling	BRAVVION Roy	BRAY-vee-on
TERREL Bernard	TUH-rell	Josh MALIN	MAY-luhn	Rob SAULIN	SALL-in
GERRY Bohanon	Gary	Ross MATISCICK	Mat-IZ-sick	MARJE Smith	MAR-jay
Trestan EBNER	EBB-nurr	JALAN McClendon	JAY-len	BRALEN Taylor	BRAY-lin
Jake FRUHMORGEN	froo-MOHR-gen	JAIRON MCVEA	JARE-un MICK-vay	RALEIGH TEXADA	RAW-lee tuh-HAH-duh
Drew GALITZ	GAY-litz	XAVIER Newman	ex-AY-vee-uhr	TYQUAN Thornton	tye-KWON
CHRISTOPH HENLE	KRISS-toff HEN-lee	CHIDI OGBONNAYA	CHEE-dee OH-buh-nye-uh	Johncarlo VALENTIN	Val-in-tine
MARQUES Jones	MAR-kuss	Frank OKAM	OH-cam	VERKEDRIC Vaughns	vuhr-KED-rick

PLAYER SPOTLIGHTS



4
GRAYLAND ARNOLD
 CB • 5-10 • 183 • JR. • 2L
 KOUNTZE, TEXAS (KOUNTZE HS)

2018 (Junior): Has started three of four games this season (ACU, at UTSA) ... Made 2 tackles (both solo) vs. Kansas, including a big stop on fourth down ... Made 4 tackles (all solo) vs. ACU ... Did not record stats vs. Duke or at UTSA ... Physical, aggressive third-year defensive back ... 2018 second team preseason All-Big 12 (Phil Steele) ... 2018 third team preseason All-Big 12 (Athlon).

ARNOLD CAREER STATISTICS

DEFENSIVE									
YEAR	G/GS	UT	AT	TT	TFL-YD	QBS-YD	FF/FR	PBU	INT-YD
2016	11/4	17	3	20	2.0-10	0-0	0/0	4	0-0
2017	9/9	26	9	35	3.0-8	0-0	1/1	7	1-20
2018	4/2	6	0	6	0-0	0-0	0/0	0	0-0
CAREER	24/15	49	12	61	5.0-18	0-0	1/1	11	1-20

CAREER BESTS

Tackles: 6 vs. Texas Tech (11/11/17); at TCU (11/24/17)
Solo Tackles: 5 at TCU (11/24/17)
Tackles-For-Loss: 2 vs. Boise State (12/27/16)
Interceptions: 1 vs. Texas (10/28/17)
Forced Fumbles: 1 at Oklahoma State (10/14/17)
Fumble Recoveries: 1 at Oklahoma State (10/14/17)
Pass Breakups: 2 at WVU (12/3/16); vs. ISU (11/18/17)



16
JARED ATKINSON
 WR • 6-3 • 219 • JR. • 1L
 MESQUITE, TEXAS (HORN HS)

2018 (Junior): Tossed second career pass to QB Charlie Brewer for a gain of 36 yards vs. UTSA ... Made his first start of the year vs. Duke ... Has also lined up on defense vs. ACU and UTSA ... Made an appearance vs. Duke but did not record any stats ... Ranks tied for 12th among active Baylor players with 25 career games played.

ATKINSON CAREER STATISTICS

RECEIVING						
YEAR	G/GS	REC	YD	AVG	TD	LP/OPPONENT
2016	9/0	4	44	11.0	0	20/at West Virginia
2017	12/2	5	73	14.6	0	25/at TCU
2018	4/1	0	0	0.0	0	0/0
CAREER	25/3	9	117	13.0	0	25/at TCU

CAREER BESTS

Receptions: 3 at TCU (11/24/17)
Receiving Yards: 49 at TCU (11/24/17)
Touchdowns: N/A
Longest Reception: 25 at TCU (11/24/17)
100-Yard Games: Season (0); Career (0)
200-Yard Games: Season (0); Career (0)



27
KALON BARNES
 WR/CB • 6-0 • 179 • FR. • HS
 SILSBEE, TEXAS (SILSBEE HS)

2018 (Freshman): Made his career debut vs. Abilene Christian (9/1) at corner ... Has played in all four games so far on the season, making one tackle vs. ACU, UTSA and Duke ... Made an appearance vs. Kansas but did not record a stat ... One of the fastest player in the nation, regardless of class ... all conditions 100 meter personal best of 10.04 ... 200m PR is 20.55 ... won Texas high school 100 and 200 meter titles in both 2017 and 2018 ... nickname is "Boogie."

BARNES CAREER STATISTICS

DEFENSIVE									
YEAR	G/GS	UT	AT	TT	TFL-YD	QBS-YD	FF/FR	PBU	INT-YD
2018	3/0	2	2	4	0-0	0-0	0/0	0	0-0

RECEIVING

YEAR	G/GS	REC	YD	AVG	TD	LP/OPPONENT
2018						

DEFENSIVE CAREER BESTS

Tackles: 1, three times, last vs. Duke (9/15/18)
Solo Tackles: 1 at UTSA (9/8/18)
Tackles-For-Loss: N/R
Interceptions: N/R
Forced Fumbles: N/R
Fumble Recoveries: N/R
Pass Breakups: N/R

RECEIVING CAREER BESTS

Receptions: N/R
Receiving Yards: N/R
Touchdowns: N/A
Longest Reception: N/R
100-Yard Games: N/R
200-Yard Games: N/R



26
TERREL BERNARD
 LB • 6-1 • 210 • R-FR. • HS
 LA PORTE, TEXAS (LA PORTE HS)

2018 (RS Freshman): Had seven tackles in back-to-back-back games (vs. UTSA, vs. Duke, vs. Kansas) ... Made his career debut vs. Abilene Christian ... recorded his first-career interception with a return for 28 yards vs. ACU and finished with one tackle ... recorded his first-career sack for 12 yards at UTSA (9/8).


BERNARD CAREER STATISTICS

DEFENSIVE									
YEAR	G/GS	UT	AT	TT	TFL-YD	QBS-YD	FF/FR	PBU	INT-YD
2018	4/0	13	9	22	2.0-14	1.0/12	0/0	0	1-28

PLAYER SPOTLIGHTS

CAREER BESTS

Tackles: 7, three times, last vs. Kansas (9/22/18)
Solo Tackles: 5 vs. Kansas (9/22/18)
Tackles-For-Loss: 1 twice, last vs. Kansas (9/22/18)
Sacks: 1 at UTSA (9/8/18)
Interceptions: 1 vs. ACU (9/1/18)
Forced Fumbles: N/A
Fumble Recoveries: N/A
QB Hurries: N/A



12 CHARLIE BREWER

QB • 6-1 • 202 • SO. • 1L
AUSTIN, TEXAS (LAKE TRAVIS HS)

Athletic, accurate, smart QB with good intangibles ... averaging 261.6 ypg with a 67.6 completion percentage and 15 TD in eight career starts ... second team Preseason All-Big 12 (Lindy's, Athlon) ... fourth team Preseason All-Big 12 (Phil Steele) ... second team All-Texas (DCTF) ... 2017 Big 12 Co-Offensive Freshman of the Year (Coaches) ... Big 12 Offensive Freshman of the Year (Waco Trib and Athlon Sports) ... Moved into starting lineup in 2017 at Kansas (11/4) ... Enrolled January 2017 and completed spring 2017 practice ... Set national high school completion percentage record as all-state senior while winning state title ... Father, uncle and older brother all played quarterback in college.

2018 (Sophomore): Made his fourth start of the season, eighth of his career vs. Kansas, throwing for 221 yards on 19-for-27 passing (70.4 percent completion percentage) and 3 TDs and 0 INTs, also rushed for a career-high 57 yards on 12 carries ... Against Duke was 14-for-26 for 175 yards ... Rushed for two touchdowns himself vs. Duke, his first and second rushing TDs of his career ... Pro Football Focus National Team of the Week (Sept. 10) ... His 328 yards passing are the second-most of his career ... The 300-yard passing performance is his fourth and he is the 5th player in program history to have four games of 300+ passing ... Made his second start of the season at UTSA, throwing for 328 yards on 23-of-34 passing with 1 TD and one reception of 36 yards ... Earned the start vs. ACU to open up the 2018 season ... Was 8-for-15 for 138 yards and 1 INT and a long of 55 yards.

PASSING

YEAR	G/GS	CMP	ATT	PCT	YDS	INT	TD	EFF.	LP/OPPONENT
2017	8/4	139	204	68.1	1,562	4	11	146.33	58/at TCU (TD)
2018	4/4	64	102	63.0	862	1	6	151.18	55/vs. ACU
CAREER	12/8	203	306	66.0	2424	5	17	147.91	58/at TCU (TD)

RUSHING

YEAR	G/GS	ATT	YD	AVG/A	TD	LP/OPPONENT
2017	8/4	65	166	2.6	0	51/at TCU
2018	4/4	29	126	4.3	2	16/at UTSA
CAREER	12/8	94	292	3.1	2	51/at TCU

CAREER BESTS

PASSING

Attempts: 63 vs. Texas Tech (11/11/17)
Completions: 43 vs. Texas Tech (11/11/17)
Yards: 417 vs. Texas Tech (11/11/17)
Touchdowns: 3, 4 times, vs. Kansas (9/22/18) at UTSA (9/8/18); at Kansas (11/4/17); vs. Texas Tech (11/11/17)
Longest Pass: 58 at TCU (11/24/17)
200-Yard Games: Season (1); Career (5) (Last vs. Kansas 9/22/18)
300-Yard Games: Season (1); Career (4) (Last at UTSA 9/8/18)
400-Yard Games: Season (1); Career (1) (Last vs. Texas Tech 11/11/17)

RUSHING

Attempts: 13 vs. Texas (10/28/17)
Yards: 57 vs. Kansas (9/22/18)
Touchdowns: 2 vs. Duke (9/15/18)
Longest Rush: 51 at TCU (11/24/17)
100-Yard Games: Season (0); Career (0)
200-Yard Games: Season (0); Career (0)



8 HENRY BLACK

S • 6-0 • 200 • JR. • 1L
SHREVEPORT, LA. (WOODLAWN HS)

2018 (Junior): Started the first three games of the season at LB ... Made five tackles (three solo) vs. ACU ... Collected three tackles (two solo) at UTSA ... Tied for eighth among active Baylor leaders in career games played with 29 ... Did not make an appearance vs. Kansas ... Selected by his teammates for a single-digit number in 2018.

BLACK CAREER STATISTICS									
DEFENSIVE									
YEAR	G/GS	UT	AT	TT	TFL-YD	QBS-YD	FF/FR	PBU	INT-YD
2015									redshirt
2016	13/0	6	2	8	0-0	0-0	0/0	0	0-0
2017	12/6	13	12	25	0-0	0-0	0/0	0	1-0
2018	4/3	5	3	8	0-0	0-0	0/0	0	0-0
CAREER	29/9	24	17	41	0-0	0-0	0/0	0	1-0

CAREER BESTS

Tackles: 6 at Oklahoma (11/12/16)
Solo Tackles: 5 at Oklahoma (11/12/16)
Tackles-For-Loss: N/A
Interceptions: 1 at Duke (9/16/17)
Forced Fumbles: N/A
Fumble Recoveries: N/A
Pass Breakups: N/A



47 KYLE BOYD

FB • 6-2 • 240 • JR. • 2L
MESQUITE, TEXAS (HORN HS)

2018 (Junior): Third-year fullback has appeared in three of four contests (vs. ACU, at UTSA, vs. Duke) so far on the season ... Moved to fullback during spring 2017 ... Originally signed with Baylor in 2011 before serving five years in the United States Marine Corps ... Enrolled at Baylor during summer 2016 ... 2017 Honorable Mention All-Big 12 (coaches).

BOYD CAREER STATISTICS	
OFFENSIVE	
YEAR	G/GS
2016	11/0
2017	12/2
2018	3/0
CAREER	26/2

PLAYER SPOTLIGHTS



38

KOBY BULLARD

FB • 6-1 • 231 • JR. • SQ
LA VERNIA, TEXAS (LA VERNIA HS)

2018 (Junior): Has appeared in all four games this season, but has not recorded a stat.

BULLARD CAREER STATISTICS

OFFENSIVE

YEAR	G/GS
2017	1/0
2018	4/0
CAREER	5/0



25

TRESTAN EBNER

RB • 5-11 • 203 • SO. • 1L
HENDERSON, TEXAS (HENDERSON HS)

Owns one career 100-yard receiving game (WVU, 2017).

2018 (Sophomore): Had five carries for 20 yards (long of 10) vs. Kansas (9/22/18), also had one reception for 4 yards ... Had three carries for 11 yards and three receptions for 19 yards vs. Duke (9/15/18) ... Rushed once for five yards and had one reception for nine yards at UTSA (9/8/18) ... Rushed for 28 yards on 3 carries with 2 receptions for 39 yards vs. ACU.

EBNER CAREER STATISTICS

RUSHING

YEAR	G/GS	ATT	YD	AVG	TD	LP/OPPONENT
2017	11/0	23	121	5.3	2	40/WVU (TD)
2018	4/0	12	64	5.3	0	17/ACU
CAREER	15/0	35	185	5.3	0	40/WVU (TD)

RECEIVING

YEAR	G/GS	REC	YD	AVG	TD	LP/OPPONENT
2017	11/0	20	267	13.4	3	58/at TCU (TD)
2018	4/0	7	71	10.1	0	23/vs. ACU
CAREER	15/0	27	338	12.5	3	58/at TCU (TD)

CAREER BESTS

RUSHING

Attempts: 9 at Oklahoma State (10/14/17)
Yards: 54 vs. West Virginia (10/22/17)
Touchdowns: 1 at Oklahoma State (10/14/17); vs. West Virginia (10/22/17)
Longest Rush: 40 vs. West Virginia (10/22/17)
100-Yard Games: Season (0); Career (0)
200-Yard Games: Season (0); Career (0)

RECEIVING

Receptions: 6 at TCU (11/24/17)
Receiving Yards: 109 vs. West Virginia (10/22/17)
Touchdowns: 2 vs. West Virginia (10/22/17)
Longest Reception: 52 vs. West Virginia (10/22/17)
100-Yard Games: Season (1); Career (1) (Last vs. WVU 10/22/17)
200-Yard Games: Season (0); Career (0)
Receiving Yards: 50 vs. Oklahoma State (9/24/16)
Touchdowns: 1 vs. NSU (9/4/16); at Rice (9/16/16)
Longest Reception: 36 vs. Oklahoma State (9/24/16)



21

JOSH FLEEKE

WR • 5-11 • 181 • FR. • HS
DALLAS, TEXAS (CEDAR HILL HS)

2018 (Freshman): Had a career day vs. Kansas (9/22), with first career catch and first career TD reception, finished the day with 5 receptions for 65 yards and a long of 34 yards on his first career TD reception ... Against Duke (9/15) returned 5 kicks for 95 yards and a long of 41 yards ... Did not see action at UTSA (9/8) ... Made collegiate debut vs. ACU (9/1), rushing for 12 yards on two attempts ... Elite athlete that possesses the versatility to play every offensive skill position.

FLEEKE CAREER STATISTICS

RECEIVING

YEAR	G/GS	REC	YD	AVG	TD	LP/OPPONENT
2018	3/0	5	65	13.0	1	34/Kansas (9/22/18)

RUSHING

YEAR	G/GS	ATT	YD	AVG	TD	LP/OPPONENT
2018	3/0	10	10	3.3	0	6/ACU (9/1/18)

KICK RETURNS

YEAR	G/GS	NO	YD	TD	LONG	AVG/R
2018	3/0	5	95	0	41	19.0

ALL-PURPOSE

YEAR	G/GS	RUSH	RCV	PR	KR	TOTAL	AVG/G
2018	3/0	10	65	0	95	170	56.7

CAREER BESTS

RUSHING

Attempts: 2 vs. ACU (9/1/18)
Yards: 12 vs. ACU (9/1/18)
Touchdowns: N/A

Longest Rush: 6 yards vs. ACU (9/1/18)

100-Yard Games: Season (0); Career (0)

200-Yard Games: Season (0); Career (0)

RECEIVING

Receptions: 5 vs. Kansas (9/22/18)
Receiving Yards: 65 vs. Kansas (9/22/18)
Touchdowns: 1 vs. Kansas (9/22/18)
Longest Reception: 34 yards vs. Kansas (9/22/18)
100-Yard Receiving Games: N/A
200-Yard Receiving Games: N/A



36

DREW GALITZ

P/K • 5-11 • 205 • SR. • 3L
ROWLETT, TEXAS (ROWLETT HS)

Senior two-time All-Big 12 punter ... 2018 first team preseason All-Big 12 (Athlon) ... Ranks fourth on team in career games played with 35 ... 2017 Ray Guy Award Watch List ... Honorable mention All-Big 12 following 2016 season ... Former prep All-American.

2018 (Senior): Leads the Big 12 in punting, averaging 45.2 yards per punt, good for 12th in the country ... Earned Big 12 Special Teams Player of the Week honors for the first time in his career vs. Kansas, punted five times for 228 yards, average of 45.60 with a long of 58, with all 5 downed within the 20 for the first time in his career ... Also handled kickoff duties vs. Kansas, with 6 attempts for 388 yards and 3 touchbacks ... Punted six times for 288 total yards, average of 48.0 per kick with a long kick of 60 yards vs. Duke (9/15) ... On

PLAYER SPOTLIGHT

kickoffs vs. Duke, kicked off four times for 243 yards, average of 60.8 with 3 touchbacks ... Knocked his first 50-yard punt of the season at UTSA (9/8), averaged 41.3 yards on three total punts for 124 yards, downing two within the 20 ... Also handled kickoff duties, kicking off seven times for four touchbacks (454 total yards Punted three times for 128 total yards, average of 42.7 with a long of 45 vs. ACU (9/1).

GALITZ CAREER STATISTICS

PUNTING							
YEAR	G	NO	YDS	AVG	50+	IN20	LP/OPPONENT
2015	13	40	1,627	40.7	7	11	61/Texas Tech
2016	13	54	2,246	41.6	6	12	62/Two times
2017	5	21	950	45.2	4	5	70/at Duke
2018	4	17	768	45.2	6	8	60/vs. Duke
CAREER	35	132	5591	42.4	23	44	70/at Duke

KICKING

YEAR	G/GS	KO	YDS	AVG	TB	OB
2015	13/0	0	0	N/A	0	0
2016	13/0	80	5,003	62.5	22	4
2017	5/0	24	1,414	58.9	8	2
2018	4/0	25	1,603	64.1	16	1
CAREER	35/0	129	8,020	62.2	46	7

PLACE-KICKING

YEAR	G/GS	PAT-A	PCT	FG-A	PCT	TP
2015	13/0	0-0	N/A	0-0	N/A	0
2016	13/0	0-0	N/A	0-1	.000	0
2017	5/0	0-0	N/A	0-0	N/A	0
CAREER	31/0	0-0	N/A	0-1	.000	0

CAREER BESTS

PUNTING

Punts: 10 at TCU (11/27/15)
Punting Yards: 401 at TCU (11/27/15)
Longest Punt: 70 at Duke (9/16/17)



31 HARRISON HAND

CB • 6-0 • 192 • SO. • 1L
CHERRY HILL, N.J. (CHERRY HILL WEST HS)

Physical, athletic returning starter at corner ... emerged as starting corner during his freshman season in 2017 ... one career interception ... 2017 Honorable Mention All-Big 12 (coaches).

2018 (Sophomore): Has appeared in all four games this season and has started back-to-back games at corner vs. Duke (9/15) and vs. Kansas (9/22) ... Made 2 tackles vs. Kansas ... Did not record a stat vs. Duke ... Made one tackle at UTSA (9/8) ... Appeared in the season opener vs. ACU but did not record a stat.

HAND CAREER STATISTICS

DEFENSIVE									
YEAR	G/GS	UT	AT	TT	TFL-YD	QBS-YD	FF/FR	PBU	INT-YD
2017	12/9	31	11	42	0.5-0	0-0	0/0	9	1-0
2018	4/2	3	0	3	0-0	0-0	0/0	2	0-0
CAREER	16/11	34	11	45	0.5-0	0-0	0/0	11	1-0

CAREER BESTS

Tackles: 11 vs. Liberty (9/2/17)
Solo Tackles: 7 vs. Liberty (9/2/17); at Duke (9/16/17)
Tackles-For-Loss: 0.5 at Kansas State (9/30/17)
Interceptions: 1 at Kansas (11/4/17)
Forced Fumbles: N/A
Fumble Recoveries: N/A
Pass Breakups: 2 vs. Liberty (9/2/17); vs. OU (9/23/17); at OSU (10/14/17); vs. WVU (10/21/17)



6 JAMYCHAL HASTY

RB • 5-8 • 200 • JR. • 2L
LONGVIEW, TEXAS (LONGVIEW HS)

2018 (Junior): Eclipsed 1,000 career rushing yards in the opener, the 38th man in BU history to reach ... Ranks second in the Big 12 and 23rd nationally with five touchdowns through four games. ... Appeared in the 2nd half vs. Kansas (9/22), rushing for 60 yards on 5 attempts with a long of 38 ... Made his third start of the season vs. Duke (9/15), rushed for 13 yards on 3 attempts and make 4 receptions for 10 yards, had his first career punt return for a TD after Morgan blocked the punt and Hasty recovered and ran it in for his first TD of the day ... Hauled in first career TD reception for three yards at UTSA (9/8) ... Also rushed for a second TD on the day vs. UTSA ... Set a career-high mark for all-purpose yards with 169 (102 rush, 67 receiving) vs. ACU (9/1) ... 102 rushing yards vs. ACU is the second-best rushing performance of his career ... Rushed for a career-best 54-yard TD vs. ACU, finishing the day with two rushing TDs, also a career best ... Elusive and quick third-year sophomore running back ... selected by his teammates for a single-digit jersey number in 2018.

HASTY CAREER STATISTICS

RUSHING						
YEAR	G/GS	ATT	YD	AVG	TD	LP/OPPONENT
2015			redshirt			
2016	12/0	119	623	5.2	3	31/at Rice
2017	8/3	76	314	4.1	1	41/Iowa State
2018	4/3	29	182	6.3	3	54/ACU (TD)
CAREER	24/6	224	1119	5.0	7	54/ACU (TD)

RECEIVING

YEAR	G/GS	REC	YD	AVG	TD	LP/OPPONENT
2015			redshirt			
2016	12/0	3	26	8.7	0	21/at Rice
2017	8/3	25	105	4.2	0	17/Texas Tech
2018	4/3	9	80	8.9	1	34/ACU
CAREER	24/6	37	211	5.7	1	34/ACU

CAREER BESTS

RUSHING

Attempts: 19 at Oklahoma (11/12/16)
Yards: 105 at Rice (9/16/16)
Touchdowns: 2, vs. ACU (9/1/18)
Longest Rush: 51 vs. ACU (9/1/18)
100-Yard Games: Season (1); Career (2) (Last 9/1/18 vs. ACU)
200-Yard Games: Season (0); Career (0)

CAREER BESTS

Receptions: 9 vs. Texas Tech (11/11/17)
Receiving Yards: 67 vs. ACU (9/1/18)
Touchdowns: 1 at UTSA (9/8/18)
Longest Reception: 34 vs. ACU (9/1/18)
100-Yard Games: Season (0); Career (0)
200-Yard Games: Season (0); Career (0)

PLAYER SPOTLIGHTS



82
TYLER HENDERSON
 TE • 6-4 • 244 • R-FR. • RS
 KYLE, TEXAS (LEHMAN HS)

2018 (RS Freshman): Made his collegiate debut vs. ACU (9/1), but did not record a stat ... Hauled in his first collegiate reception at UTSA (9/8) ... Made appearances vs. Duke (9/15) and vs. Kansas (9/22) but did not record a stat.

RECEIVING

YEAR	G/GS	REC	YD	AVG	TD	LP/OPPONENT
2018	4/0	1	-1	-1/0	0	0/0

CAREER BESTS

Receptions: 1 vs. UTSA (9/8)
Receiving Yards: N/A
Touchdowns: N/A
Longest Reception: N/A
100-Yard Games: N/A



87
CHRISTOPH HENLE
 TE • 6-6 • 251 • FR. • HS
 INNSBRUCK, AUSTRIA (THE OAKRIDGE SCHOOL)

2018 (Freshman): Has appeared in all four games, making one start on the season ... Had a career-long reception for 13 yards vs. Kansas (9/22) ... Earned his first collegiate start at UTSA (9/15), hauled in one reception for a career-high 12 yards ... Made his collegiate debut vs. ACU (9/1), making one catch for seven yards ... originally from Innsbruck, Austria ... attended high school in Arlington, Texas ... spring 2018 Big 12 Commissioner's Honor Roll selection.

HENLE CAREER STATISTICS

RECEIVING

YEAR	G/GS	REC	YD	AVG	TD	LP/OPPONENT
2018	4/1	3	32	10.7	0	13/Kansas (9/22/18)

CAREER BESTS

Receptions: 1, three times vs. Kansas (9/22); at UTSA (9/8/18); vs. ACU (9/1/18)
Receiving Yards: 13 vs. Kansas (9/22/18)
Touchdowns: N/A
Longest Reception: 13 vs. Kansas (9/22/18)
100-Yard Games: N/A



90
TYRONE HUNT
 DT • 6-4 • 285 • SO. • 1L
 ARP, TEXAS (ARP HS)

2018 (Sophomore): Third-year sophomore defensive lineman ... In the mix at defensive tackle ... Saw action in all 13 games as redshirt freshman with five starts ... 2016 Motel 6 Cactus Bowl Defensive MVP.

HUNT CAREER STATISTICS

DEFENSIVE

YEAR	G/GS	UT	AT	TT	TFL-YD	QBS-YD	FF/FR	QBH	INT-YD
2015									
2016	13/5	20	10	30	5.0-21	2.0-15	0/0	0	0-0
2017	12/5	13	5	18	3.5-11	0-0	0/1	1	0-0
2018	0/0	0	0	0	0.0-0	0-0	0/0	0	0-0
CAREER	25/10	33	15	48	8.5-32	2.0-15	0/1	1	0-0

CAREER BESTS

Tackles: 8 at Oklahoma (11/12/16)
Solo Tackles: 6 at Oklahoma (11/12/16)
Tackles-For-Loss: 3.0 at Oklahoma (11/12/16)
Sacks: 2.0 vs. Boise State (12/27/16)
QB Hurries: 1 at Duke (9/16/17)
Forced Fumbles: N/A
Fumbles Recovered: 1 vs. Texas Tech (11/11/17)



5
JALEN HURD
 WR • 6-4 • 217 • SR. • TR
 HENDERSONVILLE, TENN. (TENNESSEE)

Transfer from Tennessee enrolled at Baylor in May 2017 ... Redshirted the 2017 season ... Left UT second in program history in carries (589), sixth in yards (2,638) and fifth in 100-yard games (11) ... 2016 Outback Bowl MVP ... 2015 All-SEC Associated Press Second Team ... 2015 All-SEC Coaches Second Team ... 2015 GridironNow.com All-SEC Second-Team Offense ... 2014 Campus Insiders Honorable Mention Freshman All-American.

2018 (Senior): 16 of his 22 receptions have gone for a first down or TD ... Ranked sixth in the Big 12 in receptions per game (5.5) ... Had four receptions for 60 yards and a long of 36 yards vs. Kansas (9/22) also rushed for 19 yards on 4 carries ... Had six catches for 57 yards and a long or 21 vs. Duke (9/15) ... Also had his first Baylor rushing attempt for 12 yards vs. Duke ... Collected his first 100-yard receiving game with 136 yards on eight receptions with 1 TD at UTSA (9/8) ... Also had a career-long 38-yard reception at UTSA ... Made his Baylor debut vs. ACU (9/1) with the start at WR, 4 receptions for 58 yards and 1 TD.

HURD CAREER STATISTICS

RECEIVING

YEAR	G/GS	REC	YD	AVG	TD	LP/OPPONENT
2014	13/9	35	221	6.3	2	30/at Oklahoma
2015	13/13	22	190	8.6	2	37/at Kentucky
2016	7/7	10	81	8.1	2	23/two times
2018	4/4	22	311	14.1	2	38/at UTSA
CAREER	37/33	89	803	9.02	8	38/at UTSA (2018)

RUSHING

YEAR	G/GS	ATT	YD	AVG	TD	LP/OPPONENT
2014	13/9	190	899	4.7	5	43/at Oklahoma
2015	13/13	277	1288	4.6	12	48/Vanderbilt
2016	7/7	122	473	3.7	3	28/Ohio
2018	4/4	5	31	6.2	0	12/vs. Duke
CAREER	37/33	595	2691	4.5	20	48/Vanderbilt 2015

CAREER BESTS

RUSHING
Attempts: 34 at Missouri (11/14/15)
Yards: 151 at Missouri (11/14/15)
Touchdowns: 3 vs. Bowling Green (9/5/15)
Longest Rush: 48 vs. Vanderbilt (11/28/15)
100-Yard Rushing Games: Season (0); Career (11)
200-Yard Rushing Games: Season (0); Career (0)

PLAYER SPOTLIGHTS

CAREER BESTS

RECEIVING

Receptions: 7 at South Carolina (11/1/14)

Receiving Yards: 136 at UTSA (9/8/18)

Touchdowns: 1, eight times

Longest Reception: 38 at UTSA (9/8/18)

100-Yard Receiving Games: Season (1); Career (1)

200-Yard Receiving Games: Season (0); Career (0)



44

CLAY JOHNSTON

LB • 6-1 • 226 • JR. • 2L
ABILENE, TEXAS (WYLIE HS)

Fourth-year junior linebacker ... returning starter at the MIKE position ... second team preseason All-Big 12 (Phil Steele) ... Ranks fifth on team with nine straight starts ... 80 career tackles with 13.0 TFL ... Father, Kent, spent over two decades as strength and conditioning coach, most recently with the NFL's San Diego Chargers ... 2017 Honorable Mention All-Big 12 (coaches).

2018 (Junior): Has played in 3 of 4 games this season, starting the last two ... Had 4 tackles (1 solo) vs. Kansas (9/22) ... Made his first start of the season vs. Duke (9/15), led the team with 11 tackles (8 solo) ... Made season debut at UTSA (9/8), collecting 5 tackles (2 solo), good for third-best on the team.

JOHNSTON CAREER STATISTICS

DEFENSIVE

YEAR	G/GS	UT	AT	TT	TFL-YD	QBS-YD	FF/FR	QBH	INT-YD
2015									
2016	13/2	14	12	26	4.0-14	0-0	0/0	1	1-65
2017	8/8	34	20	54	9.0-29	1.0-7	1/0	3	0-0
2018	3/2	11	9	20	0.0-0	0-0	0/0	0	0-0
CAREER	24/12	59	41	100	13.0-43	1.0-7	1/0	4	1-65

CAREER BESTS

Tackles: 13 at Duke (9/16/17)

Solo Tackles: 9 vs. UTSA (9/9/17)

Tackles-For-Loss: 3.0 at Duke (9/16/17)

Sacks: 1.0 at Duke (9/16/17)

Interceptions: 1 vs. Kansas (10/15/16)

Forced Fumbles: 1 vs. Liberty (9/2/17)

Fumble Recoveries: N/A

QB Hurries: 2 at Duke (9/16/17)



84

MARQUES JONES

WR • 6-2 • 204 • JR. • 1L
MCKINNEY, TEXAS (MCKINNEY HS)

2018 Gerald Lage Academic Achievement Award from Big 12 ... 2017 Academic All-Big 12 first team ... owns a 3.98 GPA in Electrical and Computer Engineering.

2018 (Junior): Has started three of four games at WR (ACU, Duke, Kansas) ... Made a career-high three catches for 38 yards (long of 28) vs. Duke ... Tallied first-career TD reception vs. Abilene Christian (9/1) on a 20-yard reception ... Had one catch for 4 yards vs. Kansas (9/22) ... Appeared vs. UTSA (9/8), but did not record any stats.

JONES CAREER STATISTICS

RECEIVING

YEAR	G/GS	REC	YD	AVG	TD	LP/OPPONENT
2015						
2016	0/0	0	0	0.0	0	--
2017	12/1	3	35	11.7	0	14/Texas
2018	4/3	5	62	12.4	1	28/Duke
CAREER	16/4	8	97	12.1	0	28/Duke

DEFENSIVE

YEAR	G/GS	UT	AT	TT	TFL-YD	QBS-YD	FF/FR	QBH	INT-YD
2015									
2016	0/0	0	0	0	0-0	0-0	0/0	0	0-0
2017	12/1	1	1	2	0-0	0-0	0/1	0	0-0
CAREER	12/1	1	1	2	0-0	0-0	0/1	0	0-0

CAREER BESTS

Receptions: 3 vs. Duke (9/15/18)

Receiving Yards: 38 vs. Duke (9/15/18)

Touchdowns: 1 vs. ACU (9/1/18)

Longest Reception: 28 vs. Duke (9/15/18)

100-Yard Games: Season (0); Career (0)

200-Yard Games: Season (0); Career (0)



94

XAVIER JONES

DE • 6-3 • 228 • SR. • 3L
MAGNOLIA, TEXAS (MAGNOLIA WEST HS)

Fifth-year senior defensive end ... started two games in 2017 before suffering broken leg ... owns 9.5 TFL and 2.5 sacks in career ... has played in 22 games with four starts over first three seasons of competition ... completed undergraduate degree in December 2017.

2018 (Senior): Registered 1 solo tackle vs. ACU (9/1) and 1 assisted tackle at UTSA (9/8).

X. JONES CAREER STATISTICS

DEFENSIVE

YEAR	G/GS	UT	AT	TT	TFL-YD	QBS-YD	FF/FR	QBH	INT-YD
2014									
2015	5/0	1	0	1	0-0	0-0	0/0	0	0-0
2016	13/2	15	9	24	7.5-27	1.0-9	1/0	1	0-0
2017	4/2	2	4	6	2.0-5	1.5-3	0/0	0	0-0
2018	2/1	1	1	2	1.0-1	0-0	0/0	0	0-0
CAREER	23/4	19	13	32	10.5-33	2.5-12	1/0	1	0-0

CAREER BESTS

Tackles: 6 at Texas (10/29/16)

Solo Tackles: 3 vs. OSU (9/24/16); at Texas (10/29/16)


Tackles for loss: 2.0 vs. OSU (9/24/16); at Texas (10/29/16)

Sacks: 1.5 vs. UTSA (9/9/17)

Forced Fumbles: 1 at Texas (10/29/16)

QB Hurries: 1 at Oklahoma (11/12/16)

PLAYER SPOTLIGHTS



49

CHAD KELLY

LB • 6-1 • 232 • SO. • 1L
GRAPEVINE, TEXAS (FAITH CHRISTIAN HS)

2018 (Sophomore): Third-year sophomore ... Made 2 tackles (1 solo) vs. Duke (9/15) ... made 1 tackle at UTSA (9/8) ... collected career-high marks vs. ACU (9/1), with a career-high 6 tackles (5 solo), good for second-best on the team ... also collected first TFL for 2 yards in the win... made an appearance vs. Duke but did not collect any stats ... father Jay and brother Clint both lettered for the Bears ... 2017 Academic All-Big 12 first team.

KELLY CAREER STATISTICS									
DEFENSIVE									
YEAR	G/GS	UT	AT	TT	TFL-YD	QBS-YD	FF/FR	QBH	INT-YD
2016									
				redshirt					
2017	8/0	2	0	2	0-0	0-0	0/0	0	0-0
2018	4/0	7	2	9	1.0-2	0-0	0/0	0	0-0
CAREER	12/0	9	2	11	1.0-2	0-0	0/0	0	0-0

CAREER BESTS
Tackles: 6 vs. ACU (9/1/18)
Solo Tackles: 5 vs. ACU (9/1/18)
Tackles for loss: 1.0 vs. ACU (9/1/18)
Sacks: N/A
Forced Fumbles: N/A
QB Hurries: N/A



9

IRA LEWIS

DT • 6-3 • 290 • SR. • 3L
HOUSTON, TEXAS (LAMAR HS)

Fifth-year senior returning starter at defensive tackle ... 2018 first team Preseason All-Big 12 (Phil Steele), second team Preseason All-Big 12 (Lindy's), second team All-Texas Defense (Dave Campbell), third team Preseason All-Big 12 (Athlon) ... Voted into single-digit jersey by teammates in August 2017 ... 2017 second-team All-Big 12 honoree by Phil Steele ... 2017 Honorable Mention All-Big 12 (coaches) ... Ranks third in career starts on team with 23 ... completed undergraduate degree in May 2018.

2018 (Senior): Had 1 tackle vs. Kansas (9/22) ... Made 4 tackles (2 solo) vs. Duke (9/15) ... Collected his first sack of the year for 10 yards at UTSA (9/8), 2 solo tackles ... Tallied 2 tackles (1 solo) vs. ACU (9/1).

LEWIS CAREER STATISTICS									
DEFENSIVE									
YEAR	G/GS	UT	AT	TT	TFL-YD	QBS-YD	FF/FR	QBH	INT-YD
2014									
				redshirt					
2015	5/0	0	0	0	0-0	0-0	0/0	0	0-0
2016	13/7	21	15	36	7.5-34	3.0-20	0/1	3	0-0
2017	12/12	20	14	34	11.5-47	5.5-39	0/0	1	0-0
2018	4/4	5	4	9	1.0-10	1.0-10	0/0	0	0-0
CAREER	34/23	46	33	79	20.0-91	9.5-69	0/1	4	0-0

CAREER BESTS

Tackles: 8 at Iowa State (10/1/16)
Solo Tackles: 4 at Duke (9/16/17)
Tackles-For-Loss: 3.0 vs. Northwestern State (9/2/16)
Sacks: 1.0, seven times, last at UTSA (9/8/18)
Forced Fumbles: N/A
Fumbles Recovered: 1 vs. Kansas (10/15/16)
QB Hurries: 1, four times, last vs. Oklahoma (9/23/17)



43

JAMES LOCKHART

DE • 6-3 • 261 • JR. • TR
ENNIS, TEXAS (TEXAS A&M)

2018 (Junior): Recorded 1 QB hurry and 1 pass breakup vs. Duke (9/15) ... Had 2 tackles (1 solo), a half TFL and 1 QB hurry at UTSA (9/8) ... Made Baylor debut with a start at RUSH vs. ACU (9/1) ... collected first-career sack for five yards vs. ACU ... Transfer from Texas A&M enrolled at Baylor in January 2017 ... Redshirted the 2017 season and retained two years of eligibility ... Played in 16 games in his career at Texas A&M.

LOCKHART CAREER STATISTICS									
DEFENSIVE									
YEAR	G/GS	UT	AT	TT	TFL-YD	QBS-YD	FF/FR	QBH	INT-YD
2015 (A&M)	4/0	1	3	4	0-0	0-0	0/0	0	0-0
2016 (A&M)	12/0	5	3	8	1.0-5	0-0	0/0	0	0-0
2017 (BU)									
				redshirt					
2018 (BU)	4/2	5	1	6	1.5-5	1.0-5	0/0	2	0-0
CAREER	20/2	11	7	18	2.5-10	1.0-5	0/0	2	0-0

CAREER BESTS
Tackles: 4 vs. ACU (9/1/18)
Solo Tackles: 4 vs. ACU (9/1/18)
Tackles-For-Loss: 1.0, twice, last vs. ACU (9/1/18)
Sacks: 1.0 vs. ACU (9/1/18)



7

JOHN LOVETT

RB • 6-0 • 203 • SO. • 1L
BURLINGTON, N.J. (CHEROKEE HS)

2018 (Sophomore): Made his first start of the season at RB, fifth of his career vs. Kansas (9/22), rushing for 23 yards on 9 carries ... Carried the ball five times for 12 yards and had two receptions for 20 yards vs. Duke (9/15) ... Had nine carries for 47 yards at UTSA (9/8) ... Set career-highs in rushing yards (115) and touchdowns in a game (3) vs. ACU (9/1) ... The 100-yard rushing performance vs. ACU was the first of his career ... Second-year all-around back ... Voted single-digit number by teammates in August 2017 and again in August 2018.

LOVETT CAREER STATISTICS						
RUSHING						
YEAR	G/GS	ATT	YD	AVG	TD	LP/OPPONENT
2017	11/4	98	445	4.5	5	74/at Kansas State (TD)
2018	4/1	35	197	5.6	3	31/ACU (TD)
CAREER	15/5	133	642	4.8	8	74/at Kansas State (TD)

RECEIVING						
YEAR	G/GS	REC	YD	AVG	TD	LP/OPPONENT
2017	11/4	7	20	2.9	0	6/ISU
2018	4/1	2	20	10.0	0	10/Kansas
CAREER	15/5	9	40	4.4	0	6/ISU (2017)

PLAYER SPOTLIGHTS

CAREER BESTS

RUSHING

Attempts: 18 vs. UTSA (9/9/17)
Yards: 115 vs. ACU (9/1/18)
Touchdowns: 3 vs. ACU (9/1/18)
Longest Rush: 74 at Kansas State (9/30/17) (TD)
100-Yard Games: Season (1); Career (1)
200-Yard Games: Season (0); Career (0)

RECEIVING

Receptions: 3 vs. UTSA (9/9/17)
Receiving Yards: 10 vs. UTSA (9/9/17)
Touchdowns: N/A
Longest Reception: 6 vs. ISU (11/18/17)
100-Yard Games: Season (0); Career (0)
200-Yard Games: Season (0); Career (0)



21

BLAKE LYNCH

**S • 6-3 • 213 • JR. • 2L
 GILMER, TEXAS (GILMER HS)**

Dynamic, all-around athlete that is expected to contend for starting spot at safety in 2018 ... played both corner and wide receiver in 2017, making starts at both positions ... Had 18 tackles and six PBUs as a defensive back ... totaled 17 catches for 269 yards with one TD at wide out in 2017 ... Saw action at both running back and receiver in 2016 ... Early enrollee in January 2015 ... Former prep All-American ... Served on mission trip to Brazil during summer 2017 ... Big 12 Academic All-Rookie Team.

2018 (Junior): Has played at both linebacker and safety this season ... Has appeared in all 4 games this season ... Made 1 tackle vs. Duke (9/15) ... Earned first start of the season at UTSA (9/8), making three solo tackles ... in his season debut, Lynch had 2 tackles (1 solo) vs. ACU (9/1).

B. LYNCH CAREER STATISTICS

RECEIVING

YEAR	G/GS	REC	YD	AVG	TD	LP/OPPONENT
2015			redshirt			
2016	11/3	34	404	11.9	3	57/at Iowa State
2017	12/5	17	269	15.8	1	54/at TCU
CAREER	23/8	51	673	13.2	4	57/at Iowa State

RUSHING

YEAR	G/GS	ATT	YD	AVG	TD	LP/OPPONENT
2015			redshirt			
2016	11/3	12	80	6.7	0	21/at Oklahoma
2017	12/5	1	-1	-1.0	0	-1/at Duke
CAREER	23/8	13	79	6.1	0	21/at Oklahoma

DEFENSIVE

YEAR	G/GS	UT	AT	TT	TFL-YD	QBS-YD	FF/FR	PBU	INT-YD
2015									
2016	11/3	1	0	1	0-0	0-0	0/0	0	0-0
2017	12/5	13	5	18	0-0	0-0	0/0	6	0-0
2018	4/1	5	1	6	0-0	0-0	0/0	0	0-0
CAREER	27/9	19	6	245	0-0	0-0	0/0	6	0-0

CAREER BESTS

RECEIVING

Receptions: 7 vs. Texas Tech (11/11/17)
Receiving Yards: 110 at TCU (11/24/17)
Longest Reception: 57 at ISU (10/1/16)
Touchdowns: 1, four times, last at TCU (11/24/17)
100-Yard Games: Season (1); Career (1)
200-Yard Games: Season (0); Career (0)

RUSHING

Attempts: 6 at Oklahoma (11/12/16)
Yards: 58 at Oklahoma (11/12/16)
Touchdowns: N/A
Longest Rush: 21 at Oklahoma (11/12/16)
100-Yard Games: Season (0); Career (0)

DEFENSE

Tackles: 4 vs. Liberty (9/2/17); vs. UTSA (9/9/17); at KSU (9/30/17)
Solo Tackles: 4 vs. Liberty (9/2/17)
PBUs: 2 vs. Liberty (9/2/17); at Oklahoma State (10/14/17)



93

JAMES LYNCH

**DT • 6-4 • 285 • SO. • 1L
 ROUND ROCK, TEXAS (ROUND ROCK HS)**

Athletic, physical defender that finished second on team with 3.0 sacks in 2017 ... 2017 ESPN Freshman All-American.

2018 (Sophomore): Ranks tied for 2nd in Big 12 with 3.0 sacks, also ranks 8th with 5.0 TFLs ... Had 2 tackles (both solo) with 1.0 TFL, a team-leading third sack of the season ... Made 2 tackles (1 solo), half a TFL and 2 QB hurries and 1 pass breakup vs. Duke (9/15) ... Had 4 tackles (2 solo) with 2.5 TFL at UTSA (9/8) ... Made first-career start vs. ACU (9/1), had 1 sack for 2 yards, 2 tackles (both solo) and collected first-career QBH vs. ACU (9/1)


J. LYNCH CAREER STATISTICS

DEFENSIVE

YEAR	G/GS	UT	AT	TT	TFL-YD	QBS-YD	FF/FR	QBH	INT-YD
2017	11/0	15	5	20	5.0-21	3.0-18	0/1	0	0-0
2018	4/4	7	3	10	5.0-28	3.0-18	0/0	4	0-0
CAREER	15/4	22	8	30	10.0-49	6.0-36	0/1	4	0-0

CAREER BESTS

Tackles: 7 at TCU (11/24/17)
Solo Tackles: 5 at TCU (11/24/17)
Tackles-For-Loss: 2.0 vs. Texas (10/28/17)
Sacks: 1.0 6 times, last vs. Kansas (9/22/18)
Forced Fumbles: N/A
Fumbles Recovered: 1 at Kansas (11/4/17)
QB Hurries: 2 vs. Duke (9/15/18)



96

CONNOR MARTIN

**K/P • 5-9 • 173 • JR. • 2L
 FRISCO, TEXAS (CENTENNIAL HS)**

Junior place kicker who currently holds Baylor career record for field goal percentage (.818) and ranks tied for 8th in BU's career FGs made list (27) ... 2018 third team preseason All-Big 12 (Athlon) ... fourth team Preseason All-Big 12 (Phil Steele) ... Primary option on field goals and extra points, took over punting in 2017 after Drew Galitz's injury vs. Oklahoma ... 2017 Honorable Mention All-Big 12 (coaches).

2018 (Junior): Ranks third in Big 12 in field goal percentage (71.4) ... Was 2-for-2 on field goals vs. Kansas (9/22), including a game-high 45 yarder, also was 2-for-3 on extra points ... Was 3-for-3 on extra points and was 0-for-2 on field goals vs. Duke (9/15) ... Hit a new career mark with a 50 yard field goal vs. ACU (9/1), the longest since a 51 yarder by Aaron Jones vs. Iowa State in 2013 ... Was 7-7 in extra points, setting a new career-record of made extra points in a game ... Finished with 13 total points (7 extra points, 2 field goals)

PLAYER SPOTLIGHTS

... At UTSA was 3-for-3 in field goals on the day, connecting with a 47 yarder in the 1st quarter, a 32 yarder in the 2nd quarter and a 38 yarder in the 3rd quarter ... Also connected 4-for-4 on extra points.

MARTIN CAREER STATISTICS

PLACE-KICKING						
YEAR	G/GS	PAT-A	PCT	FG-A	PCT	TP
2016	2/0	5-5	1.000	0-0	--	5
2017	12/0	29-30	96.7	20-24	83.3	89
2018	4/0	16-17	94.1	7-9	77.8	37
CAREER	18/0	50-52	96.1	27-33	81.8	131

CAREER BESTS

Longest FG: 50 vs. ACU (9/1/18)
Most FGs: 4 vs. Oklahoma (9/23/17)
Most PATs: 7 vs. ACU (9/1/18)
Most Points: 15 vs. Oklahoma (9/23/17)



46
ROSS MATISCIK
 LS/LB • 6-0 • 230 • JR. • 2L
 MCKINNEY, TEXAS (MCKINNEY BOYD HS)

Primary long snapper on punts and starting linebacker ... Also serves as backup holder ... second team Preseason All-Big 12 (Phil Steele) ... 2018 David Binn Award preseason watch list ... 2016 and 2017 Academic All-Big 12 second team ... graduated with a degree in supply chain management in August 2018.

2018 (Junior): Collected one solo tackle vs. Kansas (9/22) ... Made an appearance vs. Duke (9/15) but did not record a stat ... Made 1 tackle at UTSA (9/8) after earning his second start of the season ... Earned his first career start at linebacker vs. ACU (9/1) ... Finished with five tackles (three solo) good for third-most in the game.

MATISCIK CAREER STATISTICS

DEFENSIVE									
YEAR	G/GS	UT	AT	TT	TFL-YD	QBS-YD	FF/FR	PBU	INT-YD
2015									
2016	13/0	1	0	1	0-0	0-0	0/1	0	0-0
2017	12/0	3	1	4	0-0	0-0	1/1	0	0-0
2018	4/2	5	2	7	0-0	0-0	0/0	0	0-0
CAREER	28/2	9	3	12	0-0	0-0	1/2	0	0-0



19
JALAN MCCLENDON
 QB • 6-5 • 219 • SR. • TR
 CHARLOTTE, N.C. (NORTH CAROLINA ST.)

2018 (Senior): Was 1-for-2 for 36 yards vs. Kansas (9/22), also rushed once for -4 yards ... Was 10-for-16 for 95 yards with 1 TD and 1 INT, also rushed for 51 yards on 10 attempts vs. Duke (9/15/18) ... Was 3-for-6 for 39 yards at UTSA (9/8/18) ... Made his Baylor debut vs. ACU (9/1), throwing for 173 yards on 10-of-13 passing and two TDs and no INTs ... totaled career-highs in yards, completions, attempts, and touchdowns ... set a new career-long pass completion, connecting JaMycal Hasty on a 34-yard pass in the first quarter vs. ACU ... Graduate transfer quarterback from North Carolina State ... completed his undergraduate degree at NC State in May 2018 ... Enrolled at Baylor in June 2018.

MCCLENDON CAREER STATISTICS

PASSING										
YEAR	G/GS	CMP	ATT	PCT	YDS	INT	TD	EFF.	LP/OPPONENT	
2015	7/0	8	14	57.1	69	0	0	98.54	21/at S. Alabama	
2016	10/0	16	30	53.3	176	4	1	86.94	29/William & Mary	
2017	3/0	2	3	66.7	17	0	0	114.27	9/Furman	
2018	4/0	24	37	64.9	343	1	3	164.09	55/ACU	
CAREER	24/0	50	84	59.5	605	5	4		55/ACU	

RUSHING						
YEAR	G/GS	ATT	YD	AVG	TD	LP/OPPONENT
2015	7/0	5	11	2.2	0	7/at South Alabama
2016	10/0	35	145	4.1	2	20/Notre Dame
2017	3/0	6	67	11.2	0	29/Furman
2018	4/0	15	52	3.5	0	12/Duke
CAREER	24/0	61	277	4.5	2	29/Furman

CAREER BESTS

PASSING
Attempts: 16 vs. Duke (9/15/18)
Completions: 10, twice, vs. ACU (9/1/18), Duke (9/15/18)
Yards: 173 vs. ACU (9/1/18)
Touchdowns: 2 vs. ACU (9/15/18)
Longest Pass: 34 yds vs. ACU (9/15/18)
200-Yard Games: Season (0); Career (0)
300-Yard Games: Season (0); Career (0)
400-Yard Games: Season (0); Career (0)

RUSHING
Attempts: 10 twice, vs. Duke (9/15/18), vs. Notre Dame (10/8/16)
Yards: 67 vs. Furman (9/16/17)
Touchdowns: 2 vs. Old Dominion (9/17/16)
Longest Rush: 29 vs. Furman (9/16/17)
100-Yard Games: Season (0); Career (0)
200-Yard Games: Season (0); Career (0)



42
JAIIRON MCVEA
 S • 5-11 • 181 • SO. • 1L
 RICHMOND, TEXAS (GEORGE RANCH HS)

2018 (Sophomore): Has appeared in all 4 games this season, appearing mostly on special teams ... Recorded his first tackle of the year vs. Kansas (9/22) ... Speedy defensive back ... Reserve safety and key contributor on special teams ... Clocked as high as 4.32 in 40-yard dash.

MCVEA CAREER STATISTICS

DEFENSIVE									
YEAR	G/GS	UT	AT	TT	TFL-YD	QBS-YD	FF/FR	PBU	INT-YD
2016									
2017	10/1	13	1	14	0-0	0-0	0/0	0	0-0
2018	4/0	1	0	1	0-0	0-	0/0	0	0-0
CAREER	14/1	14	1	15	0-0	0-0	0/0	0	0-0

CAREER BESTS
Tackles: 6 vs. Liberty (9/2/17)
Solo Tackles: 6 vs. Liberty (9/2/17)
Tackles-For-Loss: N/A
Interceptions: N/A
Forced Fumbles: N/A
Fumble Recoveries: N/A
Pass Breakups: N/A

PLAYER SPOTLIGHTS



3
CHRIS MILLER
 S • 6-0 • 188 • JR. • 2L
 FRISCO, TEXAS (LONE STAR HS)

2018 (Junior): Has started all four games at safety ... Tallied 4 tackles (3 solo) vs. Kansas (9/22) ... Collected five tackles (all solo) and had 1 pass breakup vs. Duke (9/15) ... Tallied four tackles (three solo) at UTSA (9/8/18) ... In the season-opener ACU, led the team with seven tackles (five solo) .. Finished fourth on the team with 4 tackles (3 solo) at UTSA.

C. MILLER CAREER STATISTICS										
DEFENSIVE										
YEAR	G/GS	UT	AT	TT	TFL-YD	QBS-YD	FF/FR	PBU	INT-YD	
2016	8/0	4	2	6	0-0	0-0	0/0	0	0-0	
2017	11/1	15	13	28	0-0	0-0	0/1	2	0-0	
2018	4/4	16	4	20	0-0	0-0	0/0	1	0-0	
CAREER	23/5	35	19	54	0-0	0-0	0/1	3	0-0	

CAREER BESTS
Tackles: 7 vs. ACU (9/1/18)
Solo Tackles: 5 vs. ACU (9/1/18), UTSA (9/9/17)
Tackles-For-Loss: N/A
Interceptions: N/A
Forced Fumbles: N/A
Fumble Recoveries: 1 vs. Oklahoma (9/23/17)
Pass Breakups: 1 at Oklahoma State (10/14/17); at TCU (11/24/17)



15
DENZEL MIMS
 WR • 6-3 • 208 • JR. • 2L
 DAINGERFIELD, TEXAS (DAINGERFIELD HS)

2018 first team preseason All-Big 12 (Media, Athlon, Phil Steele, Lindy's) ... 2018 first team preseason All-Texas (Dave Campbell's Texas Football) ... 2018 Biletnikoff Preseason Watch List ... 2017 second-team All-Big 12 honoree by coaches, Athlon, Pro Football Focus and Phil Steele ... Ranks 21st on Baylor's career receiving yards list (1,356) ... one of three returning 1,000-yard receivers in the Big 12 (Gary Jennings, West Virginia; Marquise Brown, Oklahoma).

2018 (Junior): 10 of his 13 receptions have gone for a first down or TD ... Ranks ninth in the Big 12 with 81.7 receiving yards per game ... Had 2 receptions for 32 yards with a long of 19 vs. Kansas (9/22) ... Opened 2018 with three catches for 80 yards vs. ACU (9/1) ... Had his first 100-yard receiving performance of the season at UTSA (9/8), finishing with 1 TD (first of the season) on 8 receptions for 133 yards ... Now has six 100-yard receiving performances, ranking 11th-best in program history.

RECEIVING							
YEAR	G/GS	REC	YD	AVG	TD	LP/OPPONENT	
2016	11/1	4	24	6.0	0	10/at Rice	
2017	12/11	61	1,087	17.8	8	71/Oklahoma (TD)	
2018	3/3	13	245	18.8	1	55/ACU	
CAREER	26/15	78	1,356	17.4	9	71/Oklahoma (TD) (2017)	

CAREER BESTS
Receptions: 12 vs. Texas Tech (11/11/17)
Receiving Yards: 192 vs. Oklahoma (9/23/17)
Touchdowns: 3 vs. Oklahoma (9/23/17)
Longest Reception: 71 vs. Oklahoma (9/23/17) (TD)
100-Yard Games: Season (1); Career (6) (Last at UTSA (9/8/18))
200-Yard Games: Season (0); Career (0)



29
CHRISTIAN MORGAN
 S • 6-1 • 200 • FR. • HS
 HOUSTON, TEXAS (PORTER HS)

Athletic, rangy safety prospect ... Enrolled January 2018 ... owned the top Nike SPARQ score for the class of 2018 - 144.00.

2018 (Freshman): Made an appearance vs. Kansas (9/22) but did not record a sta ... Blocked a punt vs. Duke that was run back for a touchdown (9/15) ... Had one tackle (one solo) vs. Duke (9/15) ... Had one tackle at UTSA (9/8) ... In his collegiate debut vs. ACU (9/1) did not record a stat.

MORGAN CAREER STATISTICS										
DEFENSIVE										
YEAR	G/GS	UT	AT	TT	TFL-YD	QBS-YD	FF/FR	PBU	INT-YD	
2018	4/0	0	2	2	0-0	0-0	0/0	0	0-0	

PUNT RETURN							
YEAR	G/GS	RET	YD	AVG	TD	LP/OPPONENT	
2018	4/0	1	5	5.0	0	5 vs. Duke	

CAREER BESTS
Tackles: 1 at UTSA (9/8/18)
Solo Tackles:
Tackles-For-Loss:
Interceptions:
Forced Fumbles:
Fumble Recoveries:
Pass Breakups:



98
CHIDI OGBONNAYA
 DT • 6-5 • 290 • R-FR. • RS
 HOUSTON, TEXAS (LANGHAM CREEK HS)

2018 (RS Freshman): Has appeared in all four games this season ... Made his collegiate debut vs. ACU (9/1) ... Had 1 tackle apiece vs. ACU and vs. Duke.

OGBONNAYA CAREER STATISTICS										
DEFENSIVE										
YEAR	G/GS	UT	AT	TT	TFL-YD	QBS-YD	FF/FR	QBH	INT-YD	
2018	3/0	0	2	2	0-0	0-0	0/0	0	0-0	

CAREER BESTS
Tackles: 1 twice, vs. ACU (9/1/18), vs. Duke (9/15/18)
Solo Tackles: N/A
Tackles for loss: N/A
Sacks: N/A
QB Hurries: N/A
Forced Fumbles: N/A
Fumbles Recovered: N/A
Safeties: N/A

PLAYER SPOTLIGHTS



24

JALEN PITRE

LB • 6-0 • 206 • SO. • 1L
STAFFORD, TEXAS (STAFFORD HS)

2018 (Sophomore): Made his first start of the season vs. Kansas (9/22) collected 2 tackles (1 solo) ... Made 2018 debut vs. ACU (9/1) where he tallied 3 tackles (1 solo) ... Made 2 tackles (1 solo) at UTSA (9/8) ... Had 1 assisted tackle vs. Duke (9/15).

PITRE CAREER STATISTICS									
DEFENSIVE									
YEAR	G/GS	UT	AT	TT	TFL-YD	QBS-YD	FF/FR	PBU	INT-YD
2017	12/8	29	8	37	3.0-12	1.0-6	0/0	1	0-0
2018	4/1	3	5	8	1.0-1	0-0	0/0	0	0-0
CAREER	16/9	32	13	45	4.0-13	1.0-6	0/0	1	0-0

CAREER BESTS

Tackles: 7 vs. Liberty (9/2/17)
Solo Tackles: 5 vs. Liberty (9/2/17); at TCU (11/24/17)
Tackles-For-Loss: 1.0 vs. UTSA (9/9/17); at OSU (10/14/17); at Kansas (11/4/17)
Sacks: 1 at Kansas (11/4/17)
Interceptions: N/A
Forced Fumbles: N/A
Fumble Recoveries: N/A
QB Hurries: 1 at Duke (9/16/17)



14

CHRIS PLATT

WR • 5-11 • 170 • SR. • 3L
WILLIS, TEXAS (WILLIS HS)

Fifth-year senior ultra-fast receiver and returner ... missed final eight games of 2017 due to knee injury ... 2018 fourth team preseason All-Big 12 (Athlon) ... second team All-Texas (DCTF) ... Ranks 23rd on Baylor's career receiving yards list (1,270) ... Five of 11 career TD catches have been 70 or more yards, four came in 2017 ... Ranks tied for second (Terrance Williams) at Baylor in career catches of 70 or more yards (5) ... Competed for Baylor track and field squad in 2017 ... Season-best of 47.49 in 400 meters ... Earned All-America honors in 4x400m relay ... Helped 4x400m team to Big 12 title in 2017 ... Also ran on Baylor's 4x400-meter relay team at 2015 NCAA Outdoor meet ... completed undergrad degree in May 2018.

2018 (Senior): Had 3 receptions for 29 yards and his first TD of the season on a 22-yard reception, also had 1 rushing attempt for 19 yards ... Had 2 receptions for 25 yards vs. Duke (9/15) ... Had a season-high 4 receptions for 53 yards and a season-long 29 yards at UTSA (9/8) ... Made 2018 debut vs. ACU (9/1) with three catches for 40 total yards.

PLATT CAREER STATISTICS						
RECEIVING						
YEAR	G/GS	REC	YD	AVG	TD	LP/OPPONENT
2014						redshirt
2015	13/1	11	155	14.1	1	42/SMU (TD)
2016	13/9	35	567	16.2	4	89/Oklahoma State (TD)
2017	4/4	16	401	25.1	5	79/at Duke (TD)
2018	4/4	12	147	12.3	1	29/UTSA
CAREER	34/18	74	1,270	17.2	11	89/Oklahoma St. 2016 (TD)

KICK RETURNS

YEAR	G/GS	NO	YD	AVG	TD	LP/OPPONENT
2014						redshirt
2015	13/1	13	359	27.6	0	84/West Virginia
2016	13/9	0	0	0.0	0	--
2017	4/4	2	24	12.0	0	14/Liberty
2018	4/4	0	0	0.0	0	--
CAREER	34/18	15	383	25.5	0	84/West Virginia

CAREER BESTS

Receptions: 6 vs. Boise State (12/27/16)
Receiving Yards: 148 at Duke (9/16/17)
Longest Reception: 89 vs. Oklahoma State (9/24/16) (TD)
Touchdowns: 2 vs. Oklahoma State (9/24/16); vs. Liberty (9/2/17); at Duke (9/16/17)
100-Yard Games: Season (2); Career (3) (Last at Duke 9/16/17)
200-Yard Games: Season (0); Career (0)



52

GREG ROBERTS

DE • 6-5 • 264 • SR. • 3L
NACOGDOCHES, TEXAS (NACOGDOCHES HS)

Fifth-year senior defensive lineman ... can play both inside and outside on the line ... Played in 33 games in his career with 18 starts ... Ranks fifth on team in career starts with 18 ... Father, Greg Sr., is former NFL player and 1978 Outland Trophy award winner ... completed undergraduate degree in May 2018.

2018 (Senior): Collected his first career sack, a loss of 3 yards vs. Kansas (9/22), also tied his career-high with 2.0 TFL, finished with 3 total tackles (all solo) ... Made six tackles (three solo) and had 2 pass breakups vs. Duke (9/15) ... Made season debut in the second half at UTSA, collecting one tackle.

ROBERTS CAREER STATISTICS									
DEFENSIVE									
YEAR	G/GS	UT	AT	TT	TFL-YD	QBS-YD	FF/FR	QBH	INT-YD
2014									
2015	5/0	2	0	2	0-0	0-0	0/0	0	0-0
2016	13/10	16	11	27	3.5-12	0-0	1/0	5	0-0
2017	12/6	14	5	19	4.0-6	0-0	0/0	0	0-0
2018	3/2	6	4	10	2.0-6	1.0-3	0/0	0	0-0
CAREER	33/18	38	20	58	9.5-24	1.0-3	1/0	5	0-0

CAREER BESTS

Tackles: 6 at West Virginia (12/3/16)
Solo Tackles: 4 vs. TCU (11/5/16); at West Virginia (12/3/16)
Tackles for loss: 2.0, twice, vs. Kansas (9/22/18); vs. TCU (11/5/16)
Sacks: 1.0, vs. Kansas (9/22/18)
QB Hurries: 2 vs. SMU (9/10/16)
Forced Fumbles: 1 vs. Boise State (12/27/16)
Fumbles Recovered: N/A
Blocked Field Goals: 1 vs. UTSA (9/9/17); vs. Texas (10/28/17)

PLAYER SPOTLIGHTS



99

BRAVVION ROY

DT • 6-1 • 330 • JR. • 2L
SPRING, TEXAS (SPRING HS)

2018 (Junior): Collected 1 tackle and a half TFL vs. Kansas (9/22) ... Had three tackles (1 solo) vs. Duke (9/15) ... Collected five tackles (three solo), good for second-most on the team at UTSA (9/8) ... Started vs. ACU (9/1) at nose tackle, but did not record a stat ... one of the strongest players on the team ... Has played in 25 games with nine starts in his career.

ROY CAREER STATISTICS

DEFENSIVE

YEAR	G/GS	UT	AT	TT	TFL-YD	QBS-YD	FF/FR	QBH	INT-YD
2016	9/1	5	2	7	0-0	0-0	0/0	0	0-0
2017	12/4	16	15	31	3.0-4	0.5-0	0/0	0	0-0
2018	4/4	4	5	9	0.5-2	0-0	0/0	0	0-0
CAREER	25/9	25	22	47	3.5-6	0.5-0	0/0	0	0-0

CAREER BESTS

Tackles: 8 at Duke (9/16/17)
Solo Tackles: 3 at UTSA (9/8/18), at Duke (9/16/17); vs. ISU (11/18/17)
Tackles for loss: 1.5 at Duke (9/16/17)
Sacks: 0.5 at TCU (11/24/17)
QB Hurries: 1 vs. SMU (9/10/16)
Forced Fumbles: N/A
Fumbles Recovered: N/A
Safeties: 1 at TCU (11/24/17)



91

ROB SAULIN

DT • 6-5 • 280 • R-FR. • RS
PENNSVILLE, N.J. (PENNSVILLE MEMORIAL HS)

2018 (RS Freshman): Big, athletic prospect ... has appeared in all four games this season, but did not record a stat vs. ACU (9/1), Duke (9/15) or Kansas (9/22) ... collected first collegiate tackle at UTSA (9/8) ... redshirted freshman season an injury in September ... named to 2018 Big 12 Academic All-Rookie Team.

SAULIN CAREER STATISTICS

DEFENSIVE

YEAR	G/GS	UT	AT	TT	TFL-YD	QBS-YD	FF/FR	QBH	INT-YD
2017	4/0	1	0	1	0-0	0-0	0/0	0	0-0
2018	4/0	1	0	1	0-0	0-0	0/0	0	0-0
CAREER	8/0	1	0	1	0-0	0-0	0/0	0	0-0

CAREER BESTS

Tackles: 1 at UTSA (9/8/18)
Solo Tackles: 1 at UTSA (9/8/18)
Tackles for loss: N/A
Sacks: N/A
QB Hurries: N/A
Forced Fumbles: N/A
Fumbles Recovered: N/A
Safeties: N/A



17

POOH STRICKLIN

WR • 6-2 • 185 • JR. • 2L
WACO, TEXAS (MIDWAY HS)

2018 (Junior): Fourth-year junior wide out ... Has appeared in all four games this season ... Recorded his first catch of the 2018 season vs. Duke (9/15), a 9-yd reception ... Made 2018 debut vs. ACU (9/1) ... Sat out 2015 as redshirt ... Local product from nearby Midway High School ... Given name is Devontre.

STRICKLIN CAREER STATISTICS

RECEIVING

YEAR	G/GS	REC	YD	AVG	TD	LP/OPPONENT
2015			redshirt			
2016	8/3	13	226	17.4	2	45/at Texas
2017	10/2	32	414	12.9	1	49/Liberty
2018	4/0	1	9	9.0	0	9/Duke
CAREER	23/5	46	649	14.1	3	49/Liberty

CAREER BESTS

Receptions: 9 at Kansas State (9/30/17)
Receiving Yards: 102 at Kansas State (9/30/17)
Longest Reception: 49 vs. Liberty (9/2/17)
Touchdowns: 1 vs. NSU (9/2/16), vs. KSU (11/19/16); vs. Texas Tech (11/11/17)
100-Yard Games: Season (1); Career (1) (Last at Kansas State 9/30/17)
200-Yard Games: Season (0); Career (0)



13

RALEIGH TEXADA

CB • 5-10 • 176 • SO. • 1L
FRISCO, TEXAS (CENTENNIAL HS)

2018 (Sophomore): Saw action vs. Kansas (9/22) but did not record a stat ... Made an appearance vs. Duke (9/15) but did not collect a stat ... Collected 1 tackle at UTSA (9/8) ... Made first-career start vs. ACU (9/1) ... Brother of former TCU cornerback Ranthony Texada ... Competed on Baylor track team in 100 and 200 meters during spring 2018.

TEXADA CAREER STATISTICS

DEFENSIVE

YEAR	G/GS	UT	AT	TT	TFL-YD	QBS-YD	FF/FR	QBH	INT-YD
2016					redshirt				
2017	3/0	2	0	2	0-0	0-0	0/0	0	0-0
2018	4/2	0	1	1	0-0	0-0	0/0	0	0-0
CAREER	7/2	0	1	3	0-0	0-0	0/0	0	0-0

CAREER BESTS

Tackles: 1, three time, last vs. UTSA (9/8/18)
Solo Tackles: 1, two times
Tackles for loss: N/A
Sacks: N/A
QB Hurries: N/A
Forced Fumbles: N/A
Fumbles Recovered: N/A

PLAYER SPOTLIGHTS



23
DERREK THOMAS
 CB • 6-3 • 196 • SR. • TR
 ALBANY, N.Y. (TEMPLE)

2018 (Senior): Graduate transfer from Temple ... Was credited with 1 pass breakup vs. Kansas (9/22) ... Had 2 tackles (both solo) and 1 pass breakup vs. Duke (9/15) ... Collected first INT as a Bear vs. UTSA (9/8), also had 1 pass breakup and 1 tackle ... Made Baylor debut vs. ACU (9/1) tallying 1 tackle (1 solo) ... Has played in 30 career games with six starts ... Moved to defensive back from wide receivers in 2016 ... Won AAC title with Temple in 2016 ... Nickname is "DT".

THOMAS CAREER STATISTICS

DEFENSIVE									
YEAR	G/GS	UT	AT	TT	TFL-YD	QBS-YD	FF/FR	PBU	INT-YD
2014 (TEM)	6/0	0	0	0	0-0	0-0	0/0	0	0-0
2015 (TEM)				redshirt					
2016 (TEM)	13/2	22	7	29	0-0	0-0	0/0	7	0-0
2017 (TEM)	7/1	5	1	6	0-0	0-0	0/0	6	1-83
2018 (BU)	4/3	4	0	4	0-0	0-0	0/0	3	1--7
CAREER	30/6	31	8	39	0-0	0-0	0/0	14	1-76

CAREER BESTS

Tackles: 2, vs. Duke (9/15/18)
Solo Tackles: 2 vs. Duke (9/15/18)
Interceptions: 1 at UTSA (9/8/18); at Tulsa (11/25/17)
Forced Fumbles: N/A
Fumbles Recovered: N/A



48
BJ THOMPSON
 DE • 6-6 • 222 • SO. • 1L
 ENGLAND, ARK. (ENGLAND HS)

Rangy, tall, athletic sophomore pass rusher ... played in nine games with one start as a freshman ... won football team slam dunk contest during halftime of Baylor basketball game in Feb. 2018.

2018 (Sophomore): Appeared in first game of the season vs. Kansas (9/22), tallying 2 tackles (1 solo) with 1 TFL, his first career sack for a loss of 6 yards.

THOMPSON CAREER STATISTICS

DEFENSIVE									
YEAR	G/GS	UT	AT	TT	TFL-YD	QBS-YD	FF/FR	PBU	INT-YD
2017	9/1	2	1	3	1.0-1	0-0	0/0	1	0-0
2018	1/0	1	1	2	1.0-6	1.0-6	0/0	0	0-0
CAREER	10/1	3	2	5	2.0-7	1.0-6	0/0	1	0-0

CAREER BESTS

Tackles: 2, twice, vs. Kansas (9/22/18); at Oklahoma State (10/14/17)
Solo Tackles: 1 three times, vs. Kansas (9/22/18); vs. Liberty (9/2/17); at Oklahoma State (10/14/17)
Tackles-For-Loss: 1.0 twice, vs. Kansas (9/22/18); at Oklahoma State (10/14/17)
Sacks: 1.0 vs. Kansas (9/22/18)
Interceptions: N/A
Forced Fumbles: N/A
Fumble Recoveries: N/A
QB Hurries: N/A



81
TYQUAN THORNTON
 WR • 6-3 • 165 • FR. • HS
 MIAMI, FLA. (BOOKER T. WASHINGTON HS)

2018 (Freshman): Ranked 5th in the Big 12 in yards per catch (20.50), the only freshman in the top 25 ... Leads all Big 12 freshmen in touchdowns (2) and receiving yards (164) ... Had 3 receptions for 50 yards, including a 39-yard TD reception, tying his career-long catch ... Talled his first-career TD vs. Duke (9/15), finishing with 3 receptions for a career-high 92 yards and 1 TD, career-long reception of 39 yards ... Collected his first two collegiate receptions at UTSA, one for a career-long of 25 yards, also returned 2 kickoffs for 26 yards ... Made his collegiate debut vs. ACU (9/1) ... Returned two kickoffs vs. ACU for a total of 46 yards, long of 26 ... Tall, speedy wide out that enrolled in January 2018.

THORNTON CAREER STATISTICS


RECEIVING						
YEAR	G/GS	REC	YD	AVG	TD	LP/OPPONENT
2018	4/0	8	164	20.5	2	39/Duke, Kansas

RUSHING						
YEAR	G/GS	ATT	YD	AVG	TD	LP/OPPONENT
2018	4/0	2	2	1.0	0	3/ACU

KICK RETURNS						
YEAR	G/GS	NO	YD	AVG	TD	LP/OPPONENT
2018	3/0	4	72	18.0	0	26/ACU

CAREER BESTS

Receptions: 3, twice, vs. Kansas (9/22/18); vs. Duke (9/15/18)
Receiving Yards: 92 vs. Duke (9/15/18)
Touchdowns: 1, twice, vs. Kansas (9/22/18), vs. Duke (9/15/18)
Longest Reception: 39 yards, twice, vs. Kansas (9/22/18), vs. Duke (9/15/18)
100-Yard Games: N/A
200-Yard Games: N/A



1
VERKEDRIC VAUGHNS
 S • 5-10 • 193 • SR. • 3L
 MESQUITE, TEXAS (POTEET HS)

Ranks second on team in career games played with 39 ... 2016-17 Academic All-Big 12 second team ... Two-time Big 12 Commissioner's Honor Roll selection ... served on relief mission trip to Puerto Rico in May 2018 ... earned undergraduate degree in May 2018.

2018 (Senior): Tough and aggressive fifth-year defensive back ... Tied for the team lead with 7 tackles (6 solo) with first TFL of the season (1 for 3 yards) vs. Kansas (9/22) ... Finished second on the team with 7 tackles (3 solo), a half TFL for 2 yards and 1 pass breakup vs. Duke (9/15) ... Made season-debut vs. ACU (9/1) where he started at safety and collected four tackles ... Appeared in the game at UTSA, but did not record a stat

DEFENSIVE									
YEAR	G/GS	UT	AT	TT	TFL-YD	QBS-YD	FF/FR	PBU	INT-YD
2014				redshirt					
2015	11/0	2	0	2	0-0	0-0	0/0	0	0-0
2016	12/4	14	0	14	0-0	0-0	0/1	7	0-0
2017	12/5	31	11	42	2.0-8	1.0-4	0/0	2	0-0
2018	4/3	13	5	18	2.5-6	0-0	0/0	1	0-0
CAREER	39/12	60	16	76	4.5-14	1.0-4	1/1	10	0-0

PLAYER SPOTLIGHTS

CAREER BESTS

Tackles: 10 vs. Liberty (9/2/17)
Solo Tackles: 9 vs. Liberty (9/2/17)
Tackles-For-Loss: 1 vs. Kansas (9/22/18); Texas (10/28/17); at TCU (11/24/17)
Sacks: 1 vs. Texas (10/28/17)
Pass Breakups: 3 at Rice (9/16/16)
Interceptions: N/A
Forced Fumbles: 1 vs. OK State (9/24/16)
Recovered Fumbles: 1 vs. OK State (9/24/16)



40
DEONTE WILLIAMS
 DE • 6-1 • 223 • SO. • 1L
 PLANO, TEXAS (PRESTONWOOD CHRISTIAN)

2018 (Sophomore): Has collected a TFL in the last three games (vs. UTSA, vs. Duke, vs. Kansas) ... Had 1.0 tackle for a loss of 6 yards vs. Kansas (9/22) ... Had 3 tackles (1 TFL for 3 yards) vs. Duke (9/15) ... Collected two tackles at UTSA (9/8), including his first-career sack of the season for 4 yards ... Made season-debut vs. ACU (9/1).

D. WILLIAMS CAREER STATISTICS

DEFENSIVE										
YEAR	G/GS	UT	AT	TT	TFL-YD	QBS-YD	FF/FR	QBH	INT-YD	
2016				redshirt						
2017	9/4	10	5	15	1.5-2	0-0	0/1	2	0-0	
2018	4/0	3	3	6	3.0-13	0-0	0/0	1	0-0	
CAREER	13/4	13	8	21	4.5-15	0-0	0/1	3	0-0	

CAREER BESTS

Tackles: 4 vs. UTSA (9/9/17)
Solo Tackles: 4 vs. UTSA (9/9/17)
Tackles-For-Loss: 1.0 4 times, last vs. Kansas (9/22/18)
Sacks: N/A
Interceptions: N/A
Forced Fumbles: N/A
Fumble Recoveries: 1 at Duke (9/16/17)
QB Hurries: 2 vs. UTSA (9/9/17)



38
JORDAN WILLIAMS
 LB • 6-0 • 220 • JR. • 2L
 PARIS, TEXAS (PARIS HS)

2018 (Junior): Has started all 4 games this season at linebacker ... Against Kansas had 4 tackles and a half TFL ... Against Duke (9/15) collecting 5 solo tackles ... Started at WLB vs. ACU (9/1), making four tackles (three solo), one for a loss ... Started at WLB at UTSA (9/8) but did not record a stat ... has played in 29 games with eight career starts.

J. WILLIAMS CAREER STATISTICS

DEFENSIVE										
YEAR	G/GS	UT	AT	TT	TFL-YD	QBS-YD	FF/FR	QBH	INT-YD	
2015				redshirt						
2016	13/1	20	9	29	3.0-9	1.0-3	1/0	0	0-0	
2017	12/3	24	14	38	3.0-10	1.0-6	1/0	0	0-0	
2018	4/4	8	5	13	1.5-2	0-0	0/0	0	0-0	
CAREER	29/8	52	28	80	7.5-21	2.0-9	2/0	0	0-0	

CAREER BESTS

Tackles: 14 at Oklahoma (11/12/16)
Solo Tackles: 9 at Oklahoma (11/12/16)
Tackles-For-Loss: 2.0 vs. Kansas (10/15/16)
Sacks: 1.0 vs. Kansas (10/15/16); vs. Texas Tech (11/11/17)
Forced Fumbles: 1 at West Virginia (12/3/16); vs. Texas Tech (11/11/17)
Fumbles Recovered: N/A
Interceptions: N/A



22
JT WOODS
 S • 6-2 • 183 • FR. • HS
 SAN ANTONIO, TEXAS (STEELE HS)

Enrolled January 2018 ... plans to also run track ... named to the spring 2018 Big 12 Commissioner's Honor Roll.

2018 (Freshman): Has made an appearance in all four games so far on the season ... Had a career-high day vs. Kansas (9/22), collecting first career sack for 11 yards, finished with a career-high 3 tackles (2 solo), also had first-career pass breakup ... Had 1 tackle at UTSA (9/8) ... Made collegiate debut vs. ACU (9/1) ... Collected first-career tackle vs. ACU.

WOODS CAREER STATISTICS

DEFENSIVE										
YEAR	G/GS	UT	AT	TT	TFL-YD	QBS-YD	FF/FR	PBU	INT-YD	
2018	4/0	3	2	5	1.0-11	1.0-11	0/0	1	0-0	
CAREER										

CAREER BESTS

Tackles: 3 vs. Kansas (9/22/18)
Solo Tackles: 2 vs. Kansas (9/22/18)
Tackles-For-Loss: 1.0 vs. Kansas (9/22/18)
Sacks: 1.0 vs. Kansas (9/22/18)
Pass Breakups: 1 vs. Kansas (9/22/18)
Interceptions: N/A
Forced Fumbles: N/A
Recovered Fumbles: N/A

BAYLOR FOOTBALL 2018

OVERALL: 3-1 (HOME 2-1, ROAD 1-0, NEUTRAL 0-0) | BIG 12 CONFERENCE: 1-0 (HOME 1-0, ROAD 0-0, NEUTRAL 0-0)

RESULTS 3-1 (1-0 BIG 12)

DATE	OPPONENT	RESULT	SCORE	ATTEND.	AP RANK	TV
Sept. 1	ABILENE CHRISTIAN	W	55-27	45,330	— —	FSN
Sept. 8	at UTSA	W	37-20	42,017	— —	Facebook
Sept. 15	DUKE	L	27-40	40,442	— —	FS1
Sept. 22	KANSAS	W	26-7	36,725	— —	FS1
Sept. 29	at Oklahoma					
Oct. 6	KANSAS STATE					
Oct. 13	at Texas					
Oct. 25	at West Virginia					
Nov. 3	OKLAHOMA STATE					
Nov. 10	at Iowa State					
Nov. 17	TCU					
Nov. 24	vs. Texas Tech					

TEAM STATISTICS

	BAYLOR	OPPONENTS
SCORING	145	94
Points Per Game	36.2	23.5
Points Off Turnovers	10	28
FIRST DOWNS	95	69
Rushing	40	30
Passing	50	32
Penalty	5	7
RUSHING YARDAGE	706	665
Yards gained rushing	787	776
Yards lost rushing	81	111
Rushing Attempts	138	125
Average Per Rush	5.1	5.3
Average Per Game	176.5	166.2
TDs Rushing	8	3
PASSING YARDAGE	1241	726
Comp-Att-Int	89-140-2	73-130-2
Average Per Pass	8.9	5.6
Average Per Catch	13.9	9.9
Average Per Game	310.2	181.5
TDs Passing	9	7
TOTAL OFFENSE	1947	1391
Total Plays	278	255
Average Per Play	7.0	5.5
Average Per Game	486.8	347.8
KICK RETURNS: #-Yards	10-181	8-173
PUNT RETURNS: #-Yards	11-77	5-58
INT RETURNS: #-Yards	2-21	2-53
KICK RETURN AVERAGE	18.1	21.6
PUNT RETURN AVERAGE	7.0	11.6
INT RETURN AVERAGE	10.5	26.5
FUMBLES-LOST	7-2	0-0
PENALTIES-Yards	30-308	18-122
Average Per Game	77.0	30.5
PUNTS-Yards	17-768	25-1058
Average Per Punt	45.2	42.3
Net punt average	41.8	38.4
KICKOFFS-Yards	27-1733	20-1085
Average Per Kick	64.2	54.2
Net kick average	41.1	37.7
TIME OF POSSESSION/Game	33:22	26:38
3RD-DOWN Conversions	24/52	23/58
3rd-Down Pct	46%	40%
4TH-DOWN Conversions	0/0	1/5
4th-Down Pct	0%	20%
SACKS BY-Yards	9-65	8-46
MISC YARDS	0	0
TOUCHDOWNS SCORED	18	11
FIELD GOALS-ATTEMPTS	7-9	6-7
ON-SIDE KICKS	1-2	0-0
RED-ZONE SCORES	(13-13) 100%	(8-9) 89%
RED-ZONE TOUCHDOWNS	(10-13) 77%	(5-9) 56%
PAT-ATTEMPTS	(16-18) 89%	(10-11) 91%
ATTENDANCE	122497	42071
Games/Avg Per Game	3/40832	1/42071
Neutral Site Games		0/0

SCORE BY QUARTERS	1st	2nd	3rd	4th	Total
Baylor	34	47	33	31	145
Opponents	17	39	21	17	94

RUSHING

	GP	ATT.	GAIN	LOSS	NET	AVG.	TD	LONG	YPG
Lovett, John	4	35	203	6	197	5.6	3	31	49.2
Hasty, JaMycal	4	29	201	19	182	6.3	3	54	45.5
Brewer, Charlie	4	29	162	36	126	4.3	2	16	31.5
Ebner, Trestan	4	12	65	1	64	5.3	0	17	16.0
McClendon, Jalan	4	15	65	13	52	3.5	0	12	13.0
Platt, Chris	4	2	31	0	31	15.5	0	19	7.8
Hurd, Jalen	4	5	32	1	31	6.2	0	12	7.8
Smith, Abram	3	4	11	0	11	2.8	0	6	3.7
Fleeks, Josh	3	3	12	2	10	3.3	0	6	3.3
McGuire, Garret	1	1	2	0	2	2.0	0	2	2.0
Thornton, Tyquan	4	2	3	1	2	1.0	0	3	0.5
TEAM	3	1	0	2	-2	-2.0	0	0	-0.7
Total.....	4	138	787	81	706	5.1	8	54	176.5
Opponents.....	4	125	776	111	665	5.3	3	75	166.2

PASSING

	G	EFF	CMP-ATT-I	PCT	YDS	TD	LONG	AVG/G
Brewer, Charlie	4	151.18	64-102-1	62.7	862	6	55	215.5
McClendon, Jalan	4	164.09	24-37-1	64.9	343	3	36	85.8
Atkinson, Jared	4	402.40	1-1-0	100.0	36	0	36	9.0
Total.....	4	156.39	89-140-2	63.6	1241	9	55	310.2
Opponents.....	4	117.76	73-130-2	56.2	726	7	66	181.5

RECEIVING

	G	NO	YDS	AVG	TD	LONG	AVG/G
Hurd, Jalen	4	22	311	14.1	2	38	77.8
Mims, Denzel	3	13	245	18.8	1	55	81.7
Platt, Chris	4	12	147	12.2	1	29	36.8
Hasty, JaMycal	4	9	80	8.9	1	34	20.0
Thornton, Tyquan	4	8	164	20.5	2	39	41.0
Ebner, Trestan	4	7	71	10.1	0	23	17.8
Fleeks, Josh	3	5	65	13.0	1	34	21.7
Jones, Marques	4	5	62	12.4	1	28	15.5
Henle, Christoph	4	3	32	10.7	0	13	8.0
Lovett, John	4	2	20	10.0	0	10	5.0
Brewer, Charlie	4	1	36	36.0	0	36	9.0
Stricklin, Pooh	4	1	9	9.0	0	9	2.2
Henderson, Tyler	4	1	-1	-1.0	0	0	-0.2
Total.....	4	89	1241	13.9	9	55	310.2
Opponents.....	4	73	726	9.9	7	66	181.5

TOTAL OFFENSE

	G	PLAYS	RUSH	PASS	TOTAL	AVG/G
Brewer, Charlie	4	131	126	862	988	247.0
McClendon, Jalan	4	52	52	343	395	98.8
Lovett, John	4	35	197	0	197	49.2
Hasty, JaMycal	4	29	182	0	182	45.5
Ebner, Trestan	4	12	64	0	64	16.0
Atkinson, Jared	4	1	0	36	36	9.0
Platt, Chris	4	2	31	0	31	7.8
Hurd, Jalen	4	5	31	0	31	7.8
Smith, Abram	3	4	11	0	11	3.7
Fleeks, Josh	3	3	10	0	10	3.3
McGuire, Garret	1	1	2	0	2	2.0
Thornton, Tyquan	4	2	2	0	2	0.5
TEAM	3	1	-2	0	-2	-0.7
Total.....	4	278	706	1241	1947	486.8
Opponents.....	4	255	665	726	1391	347.8

BAYLOR FOOTBALL 2018

OVERALL: 3-1 (HOME 2-1, ROAD 1-0, NEUTRAL 0-0) | BIG 12 CONFERENCE: 1-0 (HOME 1-0, ROAD 0-0, NEUTRAL 0-0)

SCORING

	TD	FGS	PATs					SAF	PTS
			KICK	RUSH	RCV	PASS	DXP		
Martin, Connor	0	7-9	16-17	0-0	0	0-0	0	0	37
Hasty, JaMycal	5	0-0	0-0	0-0	0	0-0	0	0	30
Lovett, John	3	0-0	0-0	0-0	0	0-0	0	0	18
Brewer, Charlie	2	0-0	0-0	0-0	0	0-0	0	0	12
Hurd, Jalen	2	0-0	0-0	0-0	0	0-0	0	0	12
Thornton, Tyquan	2	0-0	0-0	0-0	0	0-0	0	0	12
Mims, Denzel	1	0-0	0-0	0-0	0	0-0	0	0	6
Fleeks, Josh	1	0-0	0-0	0-0	0	0-0	0	0	6
Jones, Marques	1	0-0	0-0	0-0	0	0-0	0	0	6
Platt, Chris	1	0-0	0-0	0-0	0	0-0	0	0	6
TEAM	0	0-0	0-0	0-0	0	0-0	0	0	0
Total.....	18	7-9	16-18	0-0	0	0-0	0	0	145
Opponents.....	11	6-7	10-11	0-0	0	0-0	0	0	94

PUNT RETURNS

	NO	YDS	AVG	TD	LONG
Nicholson, Tony	3	34	11.3	0	21
Arnold, Grayland	2	12	6.0	0	11
Hurd, Jalen	2	13	6.5	0	13
TEAM	2	4	2.0	0	0
Morgan, Christian	1	5	5.0	0	0
Platt, Chris	1	-24	-24.0	0	0
Hasty, JaMycal	0	33	0.0	1	33
Total.....	11	77	7.0	1	33
Opponents.....	5	58	11.6	0	32

KICK RETURNS

	NO	YDS	AVG	TD	LONG
Fleeks, Josh	5	95	19.0	0	41
Thornton, Tyquan	4	72	18.0	0	26
Lovett, John	1	14	14.0	0	14
Total.....	10	181	18.1	0	41
Opponents.....	8	173	21.6	0	29

INTERCEPTIONS

	NO	YDS	AVG	TD	LONG
Thomas, Derrek	1	-7	-7.0	0	0
Bernard, Terrel	1	28	28.0	0	28
Total.....	2	21	10.5	0	28
Opponents.....	2	53	26.5	1	53

FUMBLE RETURNS

	NO	YDS	AVG	TD	LONG
Total.....	0	0	0.0	0	0
Opponents.....	0	0	0.0	0	0

ALL-PURPOSE YARDS

	G	RUSH	REC	PR	KOR	IR	TOT	AVG/G
Hurd, Jalen	4	31	311	13	0	0	355	88.8
Hasty, JaMycal	4	182	80	33	0	0	295	73.8
Mims, Denzel	3	0	245	0	0	0	245	81.7
Thornton, Tyquan	4	2	164	0	72	0	238	59.5
Lovett, John	4	197	20	0	14	0	231	57.8
Fleeks, Josh	3	10	65	0	95	0	170	56.7
Brewer, Charlie	4	126	36	0	0	0	162	40.5
Platt, Chris	4	31	147	-24	0	0	154	38.5
Ebner, Trestan	4	64	71	0	0	0	135	33.8
Jones, Marques	4	0	62	0	0	0	62	15.5
McClendon, Jalen	4	52	0	0	0	0	52	13.0
Nicholson, Tony	3	0	0	34	0	0	34	11.3
Henle, Christoph	4	0	32	0	0	0	32	8.0
Bernard, Terrel	4	0	0	0	0	28	28	7.0
Arnold, Grayland	4	0	0	12	0	0	12	3.0
Smith, Abram	3	11	0	0	0	0	11	3.7
Stricklin, Pooh	4	0	9	0	0	0	9	2.2
Morgan, Christian	4	0	0	5	0	0	5	1.2
McGuire, Garret	1	2	0	0	0	0	2	2.0
TEAM	3	-2	0	4	0	0	2	0.7
Henderson, Tyler	4	0	-1	0	0	0	-1	-0.2
Thomas, Derrek	4	0	0	0	0	-7	-7	-1.8
Total.....	4	706	1241	77	181	21	2226	556.5
Opponents.....	4	665	726	58	173	53	1675	418.8

PUNTING

	NO	YDS	AVG	LONG	TB	FC	I20	50+	BLKD
Galitz, Drew	17	768	45.2	60	0	6	8	6	0
Total.....	17	768	45.2	60	0	6	8	6	0
Opponents.....	25	1058	42.3	65	1	6	9	7	1

FIELD GOALS

	FGM-FGA	PCT	01-19	20-29	30-39	40-49	50-99	LG	BLK
Martin, Connor	7-9	77.8	0-0	1-1	3-3	2-4	1-1	50	1

KICKOFFS

	NO	YDS	AVG	TB	OB	RETN	NET	YDLN
Galitz, Drew	25	1603	64.1	16	1			
Sedwick, Jay	2	130	65.0	2	0			
Total.....	27	1733	64.2	18	1	173	41.1	23
Opponents.....	20	1085	54.2	6	1	181	37.7	27

BAYLOR FOOTBALL 2018

OVERALL: 3-1 (HOME 2-1, ROAD 1-0, NEUTRAL 0-0) | BIG 12 CONFERENCE: 1-0 (HOME 1-0, ROAD 0-0, NEUTRAL 0-0)

DEFENSIVE STATISTICS

	GP-GS	SOLO	AST	TOTAL	TFL-YDS	SACKS-YDS	INT-YDS	PBU	QBH	FR-YDS	FF	BLOCK	SAFETY
Bernard, Terrel	4-0	13	9	22	2.0-14	1.0-12	1-28
Johnston, Clay	3-2	11	9	20
Miller, Chris	4-4	16	4	20	.	.	.	1
Vaughns, Verkedric	4-3	13	5	18	2.5-6	.	.	1
Williams, Jordan	4-4	8	5	13	1.5-2	.	.	1	1
Roberts, Greg	3-2	6	4	10	2.0-6	1.0-3	.	2
Lynch, James	4-4	7	3	10	5.0-28	3.0-18	.	2	4
Lewis, Ira	4-4	5	4	9	1.0-10	1.0-10
Roy, Bravion	4-4	4	5	9	0.5-2
Kelly, Chad	4-0	7	2	9	1.0-2
Pitre, Jalen	4-1	3	5	8	1.0-1
Black, Henry	3-3	5	3	8
Maticcik, Ross	4-2	5	2	7	1
Lynch, Blake	4-1	5	1	6
Williams, Deonte	4-0	3	3	6	3.0-13	.	.	.	1
Lockhart, James	3-2	5	1	6	1.5-5	1.0-5	.	1	2
Arnold, Grayland	4-2	6	.	6
Woods, JT	4-0	3	2	5	1.0-11	1.0-11	.	1
Barnes, Kalon	4-0	2	2	4
Thomas, Derrek	4-3	4	.	4	.	.	1-7	3
Houston, Jameson	4-0	2	1	3	.	.	.	2
Hand, Harrison	4-2	3	.	3	.	.	.	2
Thompson, BJ	1-0	1	1	2	1.0-6	1.0-6
Morgan, Christian	4-0	.	2	2	1	.
Ogbonnaya, Chidi	4-0	.	2	2
Jones, Xavier	2-0	1	1	2	1.0-1
Smith, Abram	3-0	1	.	1
McVea, Jairon	4-0	1	.	1
Copeland, Jake	2-0	1	.	1
Texada, Raleigh	4-1	.	1	1
Lovett, John	4-0	.	1	1
Saulin, Rob	4-0	1	.	1
Total.....	4	142	78	220	24-107	9-65	2-21	16	9	.	.	1	.
Opponents.....	4	171	80	251	26.0-79	8-46	2-53	11	10	2-0	4	1	.

BAYLOR FOOTBALL 2018

OVERALL: 3-1 (HOME 2-1, ROAD 1-0, NEUTRAL 0-0) | BIG 12 CONFERENCE: 1-0 (HOME 1-0, ROAD 0-0, NEUTRAL 0-0)

GAME-BY-GAME TEAM STATS

GAME	FINAL SCORE	QUARTERS					1ST DOWNS R-P-PE TOT	RUSHING NO-YDS-TD	PASSING C-A-I YDS TD	TOT OFF ATT-YDS NO-AVG	PUNTS NO-AVG	PEN F-FL NO-YDS	3RD DNS	4TH DNS	RED ZONE NO-YDS	SACKS NO-YDS	FIELD GOALS	POSSESSION TIME						
		1	2	3	4	OT												OT	1	2	3	4	TOT	
Baylor	55	17	21	10	7	14-12-0	26	36-295-5	18-28-1	311 2	64-606	3-42.7	2-0	5-53	2-9	0-0	5-5	2-7	2-2	7:23	5:33	7:07	9:56	29:59
Abilene Christian	27	7	13	7	0	8-9-2	19	27-220-1	27-40-1	246 2	67-466	7-43.1	0-0	5-37	6-15	0-1	2-3	0-0	2-2	7:37	9:27	7:53	5:04	30:01
Baylor	37	10	10	7	10	7-16-3	26	31-91-1	27-41-0	403 3	72-494	3-41.3	1-1	7-70	8-14	0-0	4-4	3-29	3-3	8:04	7:42	8:23	10:59	35:08
at UTSA	20	3	10	0	7	5-11-0	16	26-98-1	18-33-1	157 1	59-255	5-43.0	0-0	6-30	5-12	0-1	2-2	3-12	2-2	6:56	7:18	6:37	4:01	24:52
Baylor	27	0	0	13	14	9-12-0	21	32-130-2	24-42-1	270 1	74-400	6-48.0	3-1	5-44	7-15	0-0	2-2	0-0	0-2	10:13	9:08	5:39	8:17	33:17
Duke	40	7	16	7	10	12-7-1	20	44-225-1	12-30-0	174 3	74-399	6-34.7	0-0	0-0	8-18	1-2	3-3	2-15	2-2	4:47	5:52	9:21	6:43	26:43
Baylor	26	7	16	3	0	10-10-2	22	39-189-0	20-29-0	257 3	68-446	5-45.6	1-0	13-140	7-14	0-0	2-2	4-29	2-2	9:06	8:39	7:53	9:27	35:05
Kansas	7	0	0	7	0	5-5-4	14	28-122-0	16-27-0	149 1	55-271	3-47.6	0-0	7-55	4-13	0-1	1-1	3-19	0-1	5:54	6:21	7:07	5:33	24:55

Baylor
at Oklahoma

Baylor
Kansas State

Baylor
at Texas

Baylor
at West Virginia

Baylor
Oklahoma State

Baylor
at Iowa State

Baylor
TCU

Baylor
vs. Texas Tech

GAME-BY-GAME OFFENSIVE STARTERS

OPPONENT	WR	LT	LG	C	RG	RT	TE	WR	QB	RB	WR	WR	FB	IR
ACU	Platt	Malin	Beard	Tecklenburg	Blackmar	Lawrence	—	Mims	Brewer	Hasty	Hurd	M. Jones		
at UTSA	Platt	Anderson	Newman	Tecklenburg	Blackmar	Lawrence	Henle	Mims	Brewer	Hasty	Hurd			
Duke	Platt	Anderson	Newman	Tecklenburg	Blackmar	Lawrence	—	Atkinson	Brewer	Hasty	Hurd	M. Jones		
Kansas	Platt	Fruhmorgen	Newman	Tecklenburg	Blackmar	Lawrence	—	Mims	Brewer	Lovett	Hurd	M. Jones		

at Oklahoma
Kansas State

at Texas

at West Virginia
Oklahoma State

at Iowa State
TCU

vs. Texas Tech

GAME-BY-GAME DEFENSIVE STARTERS

OPPONENT	DE	NT	DT	RE	WLB	MLB	SLB	CB	RS	LS	CB
ACU	J. Lynch	Roy	Lewis	Lockhart	J. Williams	Maticik	Black	Arnold	Vaughns	Miller	Texada
at UTSA	J. Lynch	Roy	Lewis	Lockhart	J. Williams	Maticik	Black	Arnold	B. Lynch	Miller	Thomas
Duke	J. Lynch	Roy	Lewis	Roberts	J. Williams	Johnston	Black	Hand	Vaughns	Miller	Thomas
Kansas	J. Lynch	Roy	Lewis	Roberts	J. Williams	Johnston	Pitre	Hand	Vaughns	Miller	Thomas

at Oklahoma
Kansas State

at Texas

at West Virginia
Oklahoma State

at Iowa State
TCU

vs. Texas Tech

BAYLOR FOOTBALL 2018

OVERALL: 3-1 (HOME 2-1, ROAD 1-0, NEUTRAL 0-0) | BIG 12 CONFERENCE: 1-0 (HOME 1-0, ROAD 0-0, NEUTRAL 0-0)

GAME-BY-GAME PASSING

CHARLIE BREWER	CMP	ATT	INT	PCT	YDS	TD	LONG	SACKS	EFF.	JALAN McCLENDON	CMP	ATT	INT	PCT	YDS	TD	LONG	SACKS	EFF.
ACU	8	15	1	53.3	138	0	55	0	130.61	ACU	10	13	0	76.9	173	2	34	0	239.48
at UTSA	23	34	0	67.6	328	3	42	2	177.80	at UTSA	3	6	0	50.0	39	0	17	1	104.60
Duke	14	26	0	53.8	175	0	39	1	110.38	Duke	10	16	1	62.5	95	1	25	1	120.50
Kansas	19	27	0	70.4	221	3	39	2	175.79	Kansas	1	2	0	50.0	36	0	36	1	201.20
at Oklahoma										at Oklahoma									
Kansas State										Kansas State									
at Texas										at Texas									
at West Virginia										at West Virginia									
Oklahoma State										Oklahoma State									
at Iowa State										at Iowa State									
TCU										TCU									
vs. Texas Tech										vs. Texas Tech									

GAME-BY-GAME RUSHING (No.-Yards-TDs)

PLAYER	NO-YDS-TD	ACU	at UTSA	DUKE	KU	at OU	KSU	at UT	at WVU	OSU	at ISU	TCU	vs. TTU
Lovett, John	35-197-3	12-115-3	9-47-0	5-12-0	9-23-0								
Hasty, JaMycal	29-182-3	10-102-2	10-7-1	4-13-0	5-60-0								
Brewer, Charlie	29-125-2	1-15-0	8-22-0	8-32-2	12-56-0								
Ebner, Trestan	12-64-0	3-28-0	1-5-0	3-11-0	5-20-0								
McClendon, Jalan	15-52-0	2-7-0	2-(-2)-0	10-51-0	1-(-4)-0								
Hurd, Jalen	5-31-0	0-0-0	0-0-0	1-12-0	4-19-0								
Platt, Chris	2-31-0	0-0-0	1-12-0	0-0-0	1-19-0								
Fleeks, Josh	3-10-0	2-12-0	DNP	0-0-0	1-(-2)-0								
Smith, Abram	4-11-0	4-11-0	DNP	0-0-0	0-0-0								
Thornton, Tyquan	2-2-0	1-3-0	0-0-0	1-(-1)-0	0-0-0								
McGuire, Garret	1-2-0	1-2-0	DNP	DNP	DNP								

GAME-BY-GAME RECEIVING (No.-Yards-TDs)

PLAYER	NO-YDS-TD	ACU	at UTSA	DUKE	KU	at OU	KSU	at UT	at WVU	OSU	at ISU	TCU	vs. TTU
Hurd, Jalen	22-311-2	4-58-1	8-136-1	6-57-0	4-60-0								
Mims, Denzel	13-245-1	3-80-0	8-133-1	DNP	2-32-0								
Thornton, Tyquan	8-164-2	0-0-0	2-22-0	3-92-1	3-50-1								
Platt, Chris	12-147-1	3-40-0	4-53-0	2-25-0	3-29-1								
Hasty, JaMycal	9-80-1	4-67-0	1-3-1	4-10-0	0-0-0								
Ebner, Trestan	7-71-0	2-39-0	1-9-0	3-19-0	1-4-0								
Fleeks, Josh	5-65-1	0-0-0	DNP	0-0-0	5-65-1								
Jones, Marques	5-62-1	1-20-1	0-0-0	3-38-0	1-4-0								
Brewer, Charlie	1-36-0	0-0-0	1-36-0	0-0-0	0-0-0								
Henle, Christoph	3-32-0	1-7-0	1-12-0	0-0-0	1-13-0								
Lovett, John	2-20-0	0-0-0	0-0-0	2-20-0	0-0-0								
Stricklin, Pooh	1-9-0	0-0-0	0-0-0	1-9-0	0-0-0								
Henderson, Tyler	1-(-3)-0	0-0-0	1-(-3)-0	0-0-0	0-0-0								

GAME-BY-GAME KICKING

CONNOR MARTIN	PAT	ATT	PCT	FG	ATT	PCT	LONG	PTS	DREW GALITZ	NO	YDS	AVG	LONG	I20	TB	50+	60+
Abilene Christian	7	7	100.0	2	2	100.0	50	13	Abilene Christian	3	128	42.7	45	1	0	0	0
at UTSA	4	4	100.0	3	3	100.0	47	13	at UTSA	3	124	41.3	50	2	0	1	0
Duke	3	3	100.0	0	2	0.0	—	3	Duke	6	288	48.0	60	0	0	3	1
Kansas	2	3	66.7	2	2	100.0	45	8	Kansas	5	228	45.6	58	5	0	2	0
at Oklahoma									at Oklahoma								
Kansas State									Kansas State								
at Texas									at Texas								
at West Virginia									at West Virginia								
Oklahoma State									Oklahoma State								
at Iowa State									at Iowa State								
TCU									TCU								
vs. Texas Tech									vs. Texas Tech								

GAME-BY-GAME PUNTING

BAYLOR FOOTBALL 2018

OVERALL: 3-1 (HOME 2-1, ROAD 1-0, NEUTRAL 0-0) | BIG 12 CONFERENCE: 1-0 (HOME 1-0, ROAD 0-0, NEUTRAL 0-0)

GAME-BY-GAME TACKLES (UT-AT-TOT)

PLAYER	UT-AT-TOTAL	ACU	at UTSA	DUKE	KU	at OU	KSU	at UT	at WVU	OSU	at ISU	TCU	vs. TTU
Bernard, Terrel	13-9-22	1-0-1	4-3-7	3-4-7	5-2-7								
Miller, Chris	16-4-20	5-2-7	3-1-4	5-0-5	3-1-4								
Johnston, Clay	11-9-20	DNP	2-3-5	8-3-11	1-3-4								
Vaughns, Verkedric	13-5-18	4-0-4	0-0-0	3-4-7	6-1-7								
Williams, Jordan	8-6-14	3-1-4	0-1-1	5-0-5	0-4-4								
Lynch, James	7-3-10	2-0-2	2-2-4	1-1-2	2-0-2								
Roberts, Greg	6-4-10	DNP	0-1-1	3-3-6	3-0-3								
Kelly, Chad	7-2-9	5-1-6	1-0-1	1-1-2	0-0-0								
Lewis, Ira	5-4-9	1-1-2	2-0-2	2-2-4	0-1-1								
Roy, Bravvion	4-5-9	0-0-0	3-2-5	1-2-3	0-1-1								
Black, Henry	5-3-8	3-2-5	2-1-3	0-0-0	DNP								
Pitre, Jalen	3-5-8	1-2-3	1-1-2	0-1-1	1-1-2								
Maticcik, Ross	5-2-7	3-2-5	1-0-1	0-0-0	1-0-1								
Arnold, Grayland	6-0-6	4-0-4	0-0-0	0-0-0	2-0-2								
Lockhart, James	5-1-6	4-0-4	1-1-2	0-0-0	0-0-0								
Lynch, Blake	5-1-6	1-1-2	3-0-3	1-0-1	0-0-0								
Williams, Deonte	3-3-6	0-0-0	1-1-2	1-2-3	1-0-1								
Woods, JT	3-2-5	1-0-1	0-1-1	0-0-0	2-1-3								
Thomas, Derrek	4-0-4	1-0-1	1-0-1	2-0-2	0-0-0								
Barnes, Kalon	2-2-4	0-1-1	1-1-2	1-0-1	0-0-0								
Hand, Harrison	3-0-3	0-0-0	1-0-1	0-0-0	2-0-2								
Houston, Jameson	2-1-3	0-0-0	1-0-1	0-1-1	1-0-1								
Jones, Xavier	1-1-2	1-0-1	0-1-1	0-0-0	DNP								
Thompson, BJ	1-1-2	DNP	DNP	DNP	1-1-2								
Ogbonnaya, Chidi	0-2-2	0-1-1	0-0-0	0-1-1	0-0-0								
Morgan, Christian	0-2-2	0-0-0	0-1-1	0-1-1	0-0-0								
Saulin, Rob	1-0-1	0-0-0	1-0-1	0-0-0	0-0-0								
Copeland, Jake	1-0-1	DNP	DNP	0-0-0	1-0-1								
McVea, Jairon	1-0-1	0-0-0	0-0-0	0-0-0	1-0-1								
Smith, Abram	1-0-1	0-0-0	DNP	0-0-0	1-0-1								
Lovett, John	0-1-1	0-0-0	0-1-1	0-0-0	0-0-0								
Texada, Raleigh	0-1-1	0-0-0	0-1-1	0-0-0	0-0-0								

BAYLOR FOOTBALL 2018

OVERALL: 3-1 (HOME 2-1, ROAD 1-0, NEUTRAL 0-0) | BIG 12 CONFERENCE: 1-0 (HOME 1-0, ROAD 0-0, NEUTRAL 0-0)

GAME-BY-GAME TACKLES FOR LOSS (TFL-YARDS)

PLAYER	TFL-YDS	ACU	at UTSA	DUKE	KU	at OU	KSU	at UT	at WVU	OSU	at ISU	TCU	vs. TTU
Lynch, James	4.5-28	1.0-2	2.5-17	0.0-0	1.0-9								
Bernard, Terrel	2.0-14	0.0-0	1.0-12	0.0-0	1.0-2								
Williams, Deonte	2.0-10	0.0-0	1.0-4	0.0-0	1.0-6								
Roberts, Greg	2.0-6	0.0-0	0.0-0	0.0-0	2.0-6								
Lockhart, James	1.5-5	1.0-5	0.5-0	0.0-0	0.0-0								
Williams, Jordan	1.5-2	1.0-1	0.0-0	0.0-0	0.5-1								
Woods, JT	1.0-11	0.0-0	0.0-0	0.0-0	1.0-11								
Lewis, Ira	1.0-10	0.0-0	1.0-10	0.0-0	0.0-0								
Thompson, BJ	1.0-6	0.0-0	0.0-0	0.0-0	1.0-6								
Vaughns, Verkedric	1.0-3	0.0-0	0.0-0	0.0-0	1.0-3								
Kelly, Chad	1.0-2	1.0-2	0.0-0	0.0-0	0.0-0								
Arnold, Grayland	1.0-1	1.0-1	0.0-0	0.0-0	0.0-0								
Pitre, Jalen	1.0-1	1.0-1	0.0-0	0.0-0	0.0-0								
Jones, Xavier	1.0-1	1.0-1	0.0-0	0.0-0	DNP								
Roy, Brawvion	0.5-2	0.0-0	0.0-0	0.0-0	0.5-2								

GAME-BY-GAME SACKS (SACKS-YARDS)

PLAYER	SACKS-YARDS	ACU	at UTSA	DUKE	KU	at OU	KSU	at UT	at WVU	OSU	at ISU	TCU	vs. TTU
Lynch, James	3.5-18	1.0-2	1.0-7	0.5-0	1.0-9								
Bernard, Terrel	1.0-12	0.0-0	1.0-12	0.0-0	0.0-0								
Woods, JT	1.0-11	0.0-0	0.0-0	0.0-0	1.0-11								
Lewis, Ira	1.0-10	0.0-0	1.0-10	0.0-0	0.0-0								
Thompson, BJ	1.0-6	DNP	DNP	DNP	1.0-6								
Lockhart, James	1.0-5	1.0-5	0.0-0	0.0-0	0.0-0								
Williams, Deonte	1.0-3	0.0-0	0.0-0	1.0-3	0.0-0								
Roberts, Greg	1.0-3	0.0-0	0.0-0	0.0-0	1.0-3								
Vaughns, Verkedric	0.5-2	0.0-0	0.0-0	0.5-2	0.0-0								

BAYLOR FOOTBALL 2018

OVERALL: 3-1 (HOME 2-1, ROAD 1-0, NEUTRAL 0-0) | BIG 12 CONFERENCE: 1-0 (HOME 1-0, ROAD 0-0, NEUTRAL 0-0)

SCORING DRIVES

OPPONENT	PLAYS	YDS	TIME	CLOCK	DRIVE START	DRIVE PLAY
ACU	6	30	2:16	1st/9:39	ACU48	Martin 35 FG
ACU	5	80	1:18	1st/5:27	BU20	Hurd 25 pass from McClendon
ACU	2	16	0:47	1st/2:39	ACU16	M. Jones pass from McClendon
ACU	6	67	2:09	2nd/11:24	BU33	Hasty 3 run
ACU	3	71	1:22	2nd/4:08	BU29	Hasty 54 run
ACU	4	75	1:55	2nd/1:55	BU25	Lovett 31 run
ACU	6	85	2:40	3rd/10:55	BU15	Lovett 3 run
ACU	7	41	3:29	3rd/3:24	BU27	Martin 50 FG
ACU	6	55	2:22	4th/9:18	BU45	Lovett 7 run
at UTSA	9	50	4:26	1st/8:48	50	Hasty 3 pass from Brewer
at UTSA	4	2	1:27	1st/7:05	UTSA32	Martin 47 FG
at UTSA	7	97	4:09	2nd/4:03	BU03	Mims 22 pass from Brewer
at UTSA	5	36	2:07	2nd/1:56	BU49	Martin 32 FG
at UTSA	10	58	3:53	3rd/3:42	BU42	Hurd 7 pass from Brewer
at UTSA	9	44	3:38	4th/9:29	BU35	Martin 38 FG
at UTSA	12	78	6:57	4th/1:29	BU22	Hasty 1 run
DUKE	8	75	2:31	3rd/11:08	BU25	Brewer 3 run
*DUKE				3rd/6:39		Hasty 33 blocked punt return
DUKE	11	82	5:01	4th/9:44	BU18	Thornton 25 pass from McClendon
DUKE	6	75	1:43	4th/1:56	BU25	Brewer 2 run
KANSAS	6	47	3:48	1st/5:35	KU47	Platt 22 pass from Brewer
KANSAS	6	69	2:40	2nd/14:52	BU31	Thornton 39 pass from Brewer
KANSAS	12	55	6:43	2nd/4:32	BU17	Martin 45 FG
KANSAS	4	46	1:16	2nd/1:37	KU46	Fleeks 34 pass from Brewer
KANSAS	9	65	3:32	3rd/5:00	BU25	Martin 27 FG
AVERAGE DRIVE	6.6	58.8	2:54			

* - not counted toward average drive length

DRIVES SUPERLATIVES

MOST PLAYS:	12 at UTSA (TD)	FEWEST PLAYS:	2 vs. ACU (TD)
MOST YARDS:	97 at UTSA (TD)	FEWEST YARDS:	4 at UTSA (FG)
LONGEST TIME:	6:57 at UTSA (TD)	SHORTEST TIME:	0:47 vs. ACU (TD)

LONG PLAYS FROM SCRIMMAGE (25-Plus Yards)

YDS	PLAY	OPPONENT (QTR)
55	Mims pass from Brewer	ACU (3rd)
54	Hasty run [TD]	ACU (2nd)
42	Mims pass from Brewer	at UTSA (2nd)
39	Thornton pass from Brewer	DUKE (3rd)
39	Thornton pass from Brewer [TD]	KANSAS (2nd)
38	Hurd pass from Brewer	at UTSA (3rd)
38	Hasty run	KANSAS (3rd)
36	Brewer pass from Atkinson	at UTSA (2nd)
36	Hurd pass from McClendon	KANSAS (4th)
34	Hasty pass from McClendon	ACU (1st)
34	Fleeks pass from Brewer [TD]	KANSAS (2nd)
33	Hasty blocked punt return [TD]	DUKE (3rd)
31	Lovett run [TD]	ACU (2nd)
29	Platt pass from Brewer	at UTSA (4th)
28	Bernard interception return	ACU (1st)
28	M. Jones pass from Brewer	DUKE (4th)
28	Thornton pass from Brewer	DUKE (4th)
25	Hurd pass from McClendon [TD]	ACU (1st)
25	Thornton pass from Brewer	at UTSA (4th)
25	Thornton pass from McClendon [TD]	DUKE (4th)

MISCELLANEOUS INFORMATION

OPPONENT	BAYLOR CAPTAINS	COIN TOSS	BAYLOR KO/REC	BAYLOR FIRST PLAY	OPP. FIRST POSSESSION	KICKOFF TIME (SITE)	GAME LENGTH	BU UNIFORM	GAME TIME TEMP	SURFACE	RESULT
Abilene Christian	Jacobs, Lawrence, Lewis, Platt	ACU	REC	Hasty 13 run	Punt	7:05 p.m.	3:59	Green/Green/Gold	94	Turf	W, 55-27
at UTSA	Blackmar, Galitz, Hurd, X. Jones	BU	KO	Hurd 22 pass from Brewer	Punt	6:05 p.m.	3:12	White/White/White	Indoors	Turf	W, 37-20
Duke	Lewis, J. Lynch, Roberts, Roy	Duke	REC	Hurd 10 pass from Brewer	Punt	2:32 p.m.	3:31	Green/Gray/Green	89	Turf	L, 27-40
Kansas	Lovett, Platt, Vaughns, J. Williams	KU	REC	Hurd 4 pass from Brewer	Punt	2:35 p.m.	3:17	Green/Green/White	73	Turf	W, 26-7
at Oklahoma											
Kansas State											
at Texas											
at West Virginia											
Oklahoma State											
at Iowa State											
TCU											
vs. Texas Tech											

BAYLOR FOOTBALL 2018

OVERALL: 3-1 (HOME 2-1, ROAD 1-0, NEUTRAL 0-0) | BIG 12 CONFERENCE: 1-0 (HOME 1-0, ROAD 0-0, NEUTRAL 0-0)

BAYLOR SUPERLATIVES

INDIVIDUAL		
Rushes	12	Lovett, John vs ACU (Sept 1, 2018) Brewer, Charlie vs Kansas (Sep 22, 2018)
Yards Rushing	115	Lovett, John vs ACU (Sept 1, 2018)
TD Rushes	3	Lovett, John vs ACU (Sept 1, 2018)
Long Rush	54	Hasty, JaMyca vs ACU (Sept 1, 2018)
Pass attempts	34	Brewer, Charlie at UTSA (Sep 8, 2018)
Pass completions	23	Brewer, Charlie at UTSA (Sep 8, 2018)
Yards Passing	328	Brewer, Charlie at UTSA (Sep 8, 2018)
TD Passes	3	Brewer, Charlie at UTSA (Sep 8, 2018) Brewer, Charlie vs Kansas (Sep 22, 2018)
Long Pass	55	Brewer, Charlie vs ACU (Sept 1, 2018)
Receptions	8	Hurd, Jalen at UTSA (Sep 8, 2018) Mims, Denzel at UTSA (Sep 8, 2018)
Yards Receiving	136	Hurd, Jalen at UTSA (Sep 8, 2018)
TD Receptions	1	nine times
Long Reception	55	Mims, Denzel vs ACU (Sept 1, 2018)
Field Goals	3	Martin, Connor at UTSA (Sep 8, 2018)
Long Field Goal	50	Martin, Connor vs ACU (Sept 1, 2018)
Punts	6	Galitz, Drew vs Duke (Sep 15, 2018)
Punting Avg	48.0	Galitz, Drew vs Duke (Sep 15, 2018)
Long Punt	60	Galitz, Drew vs Duke (Sep 15, 2018)
Punts inside 20	5	Galitz, Drew vs Kansas (Sep 22, 2018)
Long Punt Return	33	Hasty, JaMyca vs Duke (Sep 15, 2018)
Long Kickoff Return	41	Fleeks, Josh vs Duke (Sep 15, 2018)
Tackles	11	Johnston, Clay vs Duke (Sep 15, 2018)
Sacks	1.0	nines times
Tackles For Loss	2.5	Lynch, James at UTSA (Sep 8, 2018)
Interceptions	1	Bernard, Terrel vs ACU (Sept 1, 2018) Thomas, Derrek at UTSA (Sep 8, 2018)

TEAM

Rushes	39	vs Kansas (Sep 22, 2018)
Yards Rushing	295	vs ACU (Sept 1, 2018)
Yards Per Rush	8.2	vs ACU (Sept 1, 2018)
TD Rushes	5	vs ACU (Sept 1, 2018)
Pass attempts	42	vs Duke (Sep 15, 2018)
Pass completions	27	at UTSA (Sep 8, 2018)
Yards Passing	403	at UTSA (Sep 8, 2018)
Yards Per Pass	11.1	vs ACU (Sept 1, 2018)
TD Passes	3	at UTSA (Sep 8, 2018); vs Kansas (Sep 22, 2018)
Total Plays	74	vs Duke (Sep 15, 2018)
Total Offense	606	vs ACU (Sept 1, 2018)
Yards Per Play	9.5	vs ACU (Sept 1, 2018)
Points	55	vs ACU (Sept 1, 2018)
Sacks By	4	vs Kansas (Sep 22, 2018)
First Downs	26	vs ACU (Sept 1, 2018); at UTSA (Sep 8, 2018)
Penalties	13	vs Kansas (Sep 22, 2018)
Penalty Yards	141	vs Kansas (Sep 22, 2018)
Turnovers	2	vs Duke (Sep 15, 2018)
Interceptions By	1	vs ACU (Sept 1, 2018); at UTSA (Sep 8, 2018)
Punts	6	vs Duke (Sep 15, 2018)
Punting Avg	48.0	vs Duke (Sep 15, 2018)
Long Punt	60	vs Duke (Sep 15, 2018)
Punts inside 20	5	vs Kansas (Sep 22, 2018)
Long Punt Return	33	vs Duke (Sep 15, 2018)

OPPONENT SUPERLATIVES

INDIVIDUAL		
Rushes	16	Daniels, B.J., at UTSA (Sep 8, 2018)
Yards Rushing	141	McCrary, B., vs ACU (Sept 1, 2018)
TD Rushes	1	three times
Long Rush	75	McCrary, B., vs ACU (Sept 1, 2018)
Pass attempts	38	Anthony, L., vs ACU (Sept 1, 2018)
Pass completions	25	Anthony, L., vs ACU (Sept 1, 2018)
Yards Passing	224	Anthony, L., vs ACU (Sept 1, 2018)
TD Passes	3	Harris, Q., vs Duke (Sep 15, 2018)
Long Pass	66	Harris, Q., vs Duke (Sep 15, 2018)
Receptions	9	Fuller, D.J., vs ACU (Sept 1, 2018)
Yards Receiving	102	Fuller, D.J., vs ACU (Sept 1, 2018)
TD Receptions	2	Rahming, T.J., vs Duke (Sep 15, 2018)
Long Reception	66	Lloyd, J., vs Duke (Sep 15, 2018)
Field Goals	2	three times
Long Field Goal	47	Sackett, Jared, at UTSA (Sep 8, 2018)
Punts	7	Laryea, S., vs ACU (Sept 1, 2018) Thompson, Kyle, vs Kansas (Sep 22, 2018)
Punting Avg	47.6	Thompson, Kyle, vs Kansas (Sep 22, 2018)
Long Punt	65	Thompson, Kyle, vs Kansas (Sep 22, 2018)
Punts inside 20	4	Parker, A., vs Duke (Sep 15, 2018)
Long Punt Return	32	Rahming, T.J., vs Duke (Sep 15, 2018)
Long Kickoff Return	29	Fuller, D.J., vs ACU (Sept 1, 2018)
Tackles	13	Dineen, Joe, vs Kansas (Sep 22, 2018)
Sacks	1.0	seven times
Tackles For Loss	2.0	four times
Interceptions	1	Richardson, K., vs ACU (Sept 1, 2018) Johnson, L., vs Duke (Sep 15, 2018)

TEAM

Rushes	44	vs Duke (Sep 15, 2018)
Yards Rushing	225	vs Duke (Sep 15, 2018)
Yards Per Rush	8.1	vs ACU (Sept 1, 2018)
TD Rushes	1	three times
Pass attempts	40	vs ACU (Sept 1, 2018)
Pass completions	27	vs ACU (Sept 1, 2018)
Yards Passing	246	vs ACU (Sept 1, 2018)
Yards Per Pass	6.2	vs ACU (Sept 1, 2018)
TD Passes	3	vs Duke (Sep 15, 2018)
Total Plays	74	vs Duke (Sep 15, 2018)
Total Offense	466	vs ACU (Sept 1, 2018)
Yards Per Play	7.0	vs ACU (Sept 1, 2018)
Points	40	vs Duke (Sep 15, 2018)
Sacks By	3	at UTSA (Sep 8, 2018); vs Kansas (Sep 22, 2018)
First Downs	20	vs Duke (Sep 15, 2018)
Penalties	7	vs Kansas (Sep 22, 2018)
Penalty Yards	55	vs Kansas (Sep 22, 2018)
Turnovers	1	vs ACU (Sept 1, 2018); at UTSA (Sep 8, 2018)
Interceptions By	1	vs ACU (Sept 1, 2018); vs Duke (Sep 15, 2018)
Punts	7	vs ACU (Sept 1, 2018); vs Kansas (Sep 22, 2018)
Punting Avg	47.6	vs Kansas (Sep 22, 2018)
Long Punt	65	vs Kansas (Sep 22, 2018)
Punts inside 20	4	vs Duke (Sep 15, 2018)
Long Punt Return	32	vs Duke (Sep 15, 2018)

RED ZONE

OPPONENT	TIMES IN				RUSH TDS	PASS TDS	FGS	FAILED TO SCORE INSIDE 20					GAME	
	SCORE	RED ZONE	SCORES	POINTS				FGA	DOWN	INT	FUM	HALF		
Abilene Christian	55-27	5	5	31	4	3	1	1	1	0	0	0	0	0
at UTSA	37-20	4	4	24	3	1	2	1	1	0	0	0	0	0
Duke	27-40	2	2	13	2	2	0	0	0	0	0	0	0	0
Kansas	26-7	2	2	10	1	0	1	1	1	0	0	0	0	0
at Oklahoma														
Kansas State														
at Texas														
at West Virginia														
Oklahoma State														
at Iowa State														
TCU														
vs. Texas Tech														
Totals		13	13	78	10	6	4	3	3	0	0	0	0	0
Opponents		9	8	44	5	1	4	3	3	1	0	0	0	0

SEASON PCT. (OVERALL): 13 of 13 (100%) SEASON PCT. (TDS): 10 of 13 (77%)
 SEASON PCT. (NO SCORE): 0 of 13 (0%) SEASON PCT. (FGS): 3 of 13 (23%)

BAYLOR ROSTER

ALPHABETICAL ROSTER

NO.	PLAYER, POS.
36	Allen Anderson, LB
75	Eleasah Anderson, OL
4	Grayland Arnold, CB
16	Jared Atkinson, WR
30	Will Baxter, WR
27	Kalon Barnes, WR/CB
14	Brandon Bass, QB
65	Christian Beard, OL
18	Zack Bennema, QB
26	Terrel Bernard, LB
8	Henry Black, LB/S
72	Blake Blackmar, OL
11	Gerry Bohanon, QB
47	Kyle Boyd, FB
12	Charlie Brewer, QB
35	Zeke Brown, CB
38	Koby Bullard, FB
41	Jake Copeland, LB/S
39	Colby Delashaw, S
44	Dru Dixon, FB
25	Trestan Ebner, RB
21	Josh Fleeks, WR
63	Jake Fruhmorgen, OL
36	Drew Galitz, P/K
76	Connor Galvin, OL
37	Cody George, TE
80	Jackson Gleeson, WR
31	Harrison Hand, CB
25	Byron Hanspard, Jr., CB
6	JaMycal Hasty, RB
16	Preston Heard, QB
82	Tyler Henderson, TE
87	Christoph Henle, TE
18	Gavin Holmes, WR
11	Jameson Houston, CB
90	Tyrone Hunt, DT
5	Jalen Hurd, WR
45	Bryson Jackson, LB
86	Jamie Jacobs, TE
44	Clay Johnston, LB
32	Lenoy Jones, Jr., LB
84	Marques Jones, WR
94	Xavier Jones, DE
62	Dalton Justice, OL
61	Khalil Keith, OL
49	Chad Kelly, LB
70	Jackson Kimble, OL
78	Henry Klinge III, OL
97	Josh Landry, DE
77	Patrick Lawrence, OL
9	Ira Lewis, DT
43	James Lockhart, DE
50	Ashton Logan, LB
7	John Lovett, RB
51	Chris Lutzel, LS
21	Blake Lynch, S
93	James Lynch, DT
69	Josh Malin, OL
96	Connor Martin, K/P
46	Ross Maticcik, LS/LB
96	Cole Maxwell, DT
95	John Mayers, K
19	Jalan McClendon, QB
17	Garret McGuire, QB
58	Michael McNair, DE
42	Jairon McVea, S
3	Chris Miller, S
64	Ryan Miller, OL
37	Mark Milton, CB

NUMERICAL ROSTER

No.	Name	Pos.	Ht.	Wt.	Yr.	Exp.	Hometown (Previous)
1	Verkedric Vaughns	S	5-10	193	Sr.	3L	Mesquite, Texas (Poteet HS)
3	Chris Miller	S	6-0	188	Jr.	2L	Frisco, Texas (Lone Star HS)
4	Grayland Arnold	CB	5-10	183	Jr.	2L	Kountze, Texas (Kountze HS)
5	Jalen Hurd	WR	6-4	217	Sr.	TR	Hendersonville, Tenn. (Beech Senior HS / Tennessee)
6	JaMycal Hasty	RB	5-9	211	Jr.	2L	Longview, Texas (Longview HS)
7	John Lovett	RB	6-0	203	So.	1L	Burlington, N.J. (Cherokee HS)
8	Henry Black	LB/S	6-0	202	Jr.	2L	Shreveport, La. (Woodlawn HS)
9	Ira Lewis	DT	6-3	290	Sr.	3L	Houston, Texas (Lamar HS)
11	Gerry Bohanon	QB	6-3	224	Fr.	HS	Earle, Ark. (Earle HS)
11	Jameson Houston	CB	5-11	196	Jr.	2L	Austin, Texas (St. Michael's Academy)
12	Charlie Brewer	QB	6-1	202	So.	1L	Austin, Texas (Lake Travis HS)
13	R.J. Sneed	WR	6-2	190	So.	1L	Cypress, Texas (Cypress Ranch HS)
13	Raleigh Texada	CB	5-10	176	So.	SQ	Frisco, Texas (Centennial HS)
14	Brandon Bass	QB	5-10	188	Fr.	HS	Addison, Texas (Trinity Christian Academy)
14	Chris Platt	WR	5-11	170	Sr.	3L	Willis, Texas (Willis HS)
15	Denzel Mims	WR	6-3	208	Jr.	2L	Daingerfield, Texas (Daingerfield HS)
15	Preston Weeks	QB	6-4	244	Fr.	HS	Rowlett, Texas (Rowlett HS)
16	Jared Atkinson	WR	6-3	219	Jr.	2L	Mesquite, Texas (Horn HS)
16	Preston Heard	QB	6-0	195	So.	1L	Bellaire, Texas (Episcopal HS)
17	Garret McGuire	QB	5-10	184	R-Fr.	RS	Cedar Hill, Texas (Cedar Hill HS)
17	Pooh Stricklin	WR	6-2	185	Jr.	2L	Waco, Texas (Midway HS)
18	Zack Bennema	QB	6-3	209	Jr.	SQ	Aurora, Ill. (Waubonsie Valley HS)
18	Gavin Holmes	WR	5-11	195	So.	1L	Justin, Texas (Northwest HS)
19	Jalan McClendon	QB	6-5	219	Sr.	TR	Charlotte, N.C. (W. Mecklenburg HS / NC State)
20	Craig Williams	RB	5-8	165	Fr.	HS	Crosby, Texas (Crosby HS)
21	Josh Fleeks	WR	5-11	181	Fr.	HS	Dallas, Texas (Cedar Hill HS)
21	Blake Lynch	S	6-3	213	Jr.	2L	Gilmer, Texas (Gilmer HS)
22	JT Woods	S	6-2	183	Fr.	HS	San Antonio, Texas (Steele HS)
23	Derrek Thomas	CB	6-3	196	Sr.	TR	Albany, N.Y. (Temple)
24	Jalen Pitre	LB	6-0	206	So.	1L	Stafford, Texas (Stafford HS)
25	Trestan Ebner	RB	5-11	203	So.	1L	Henderson, Texas (Henderson HS)
25	Byron Hanspard, Jr.	CB	5-11	175	Fr.	HS	DeSoto, Texas (DeSoto HS)
26	Terrel Bernard	LB	6-1	220	R-Fr.	RS	La Porte, Texas (La Porte HS)
27	Kalon Barnes	WR/CB	6-0	179	Fr.	HS	Silsbee, Texas (Silsbee HS)
28	Abram Smith	RB	5-11	210	R-Fr.	RS	Abilene, Texas (Abilene HS)
29	Christian Morgan	S	6-1	200	Fr.	HS	Houston, Texas (Porter HS)
30	Will Baxter	WR	6-0	175	Fr.	HS	Amarillo, Texas (Tascosa HS)
31	Harrison Hand	CB	6-0	192	So.	1L	Cherry Hill, N.J. (Cherry Hill West HS)
32	Lenoy Jones, Jr.	LB	5-11	227	Jr.	2L	Waco, Texas (Midway HS)
33	Connor Stanton	S	5-11	185	R-Fr.	RS	Scottsdale, Ariz. (Notre Dame Prep)
34	Owen Rogers	LB	6-2	211	Jr.	TR	Phoenix, Arizona (Arizona St.)
35	Zeke Brown	CB	6-0	175	So.	SQ	Midlothian, Texas (Midlothian HS)
36	Allen Anderson	LB	6-0	198	So.	SQ	East Bernard, Texas (East Bernard HS)
36	Drew Galitz	P/K	6-0	221	Sr.	3L	Rowlett, Texas (Rowlett HS)
37	Cody George	TE	6-2	256	Jr.	SQ	Lorena, Texas (Lorena HS)
37	Mark Milton	CB	6-1	177	Fr.	HS	Houston, Texas (Clear Brook HS)
38	Koby Bullard	FB	6-1	231	Jr.	SQ	La Vernia, Texas (La Vernia HS)
38	Jordan Williams	LB	6-0	220	Jr.	2L	Paris, Texas (Paris HS)
39	Colby Delashaw	S	6-0	183	Fr.	HS	Frisco, Texas (Wakeland HS)
40	Deonte Williams	DE	6-1	223	So.	1L	Plano, Texas (Prestonwood Christian Academy)
41	Jake Copeland	LB/S	6-0	206	So.	JC	Southlake, Texas (Carroll HS / Navarro JC)
42	Jairon McVea	S	5-11	181	So.	1L	Richmond, Texas (George Ranch HS)
43	James Lockhart	DE	6-3	261	Jr.	TR	Ennis, Texas (Ennis HS / Texas A&M)
44	Dru Dixon	RB	6-1	230	R-Fr.	RS	Phoenix, Ariz. (Pinnacle HS)
44	Clay Johnston	LB	6-1	226	Jr.	2L	Abilene, Texas (Wylie HS)
45	Bryson Jackson	LB	6-2	210	R-Fr.	RS	Mansfield, Texas (Lake Ridge HS)
46	Ross Maticcik	LS/LB	6-0	230	Jr.	2L	McKinney, Texas (McKinney Boyd HS)
47	Kyle Boyd	FB	6-2	240	Jr.	2L	Mesquite, Texas (Horn HS)
48	BJ Thompson	DE	6-6	222	So.	1L	England, Ark. (England HS)
49	Chad Kelly	LB	6-1	232	So.	1L	Grapevine, Texas (Faith Christian School)
50	Ashton Logan	LB	6-2	228	R-Fr.	RS	Temple, Texas (Temple HS)
51	Chris Lutzel	LS	5-9	191	Jr.	2L	Huntersville, N.C. (Southlake Christian Academy)
51	Jackson Shupp	DE	6-5	220	Fr.	HS	The Woodlands, Texas (The Woodlands HS)
52	Greg Roberts	DE	6-5	264	Sr.	3L	Nacogdoches, Texas (Nacogdoches HS)
52	Sam Tecklenburg	OL	6-4	306	Jr.	2L	Plano, Texas (Plano HS)
53	Jason Moore	OL	6-3	288	R-Fr.	RS	Frisco, Texas (Independence HS)
54	Marje Smith	DE	6-4	217	Fr.	HS	Marshall, Texas (Marshall HS)
55	Xavier Newman	OL	6-3	305	So.	1L	Desoto, Texas (Desoto HS)
57	Johncarlo Valentin	OL	6-4	332	Jr.	JC	Philadelphia, Pa. (Imhotep Charter / ASA College)

BAYLOR ROSTER

NUMERICAL ROSTER

No.	Name	Pos.	Ht.	Wt.	Yr.	Exp.	Hometown (Previous)
58	Michael McNair	DE	6-2	236	So.	SQ	Richardson, Texas (Plano East HS)
58	Ty Smith	OL	6-3	294	R-Fr.	RS	Argyle, Texas (Argyle HS)
61	Khalil Keith	OL	6-5	311	R-Fr.	RS	Alpine, Ala. (Winterboro HS)
62	Dalton Justice	OL	6-2	280	Jr.	SQ	Thomas, Okla. (Thomas-Fay-Custer HS)
63	Jake Fruhmorgen	OL	6-6	293	Jr.	TR	Tampa, Fla. (Plant HS / Clemson)
64	Ryan Miller	OL	6-2	290	So.	SQ	Southlake, Texas (Carroll HS)
65	Christian Beard	OL	6-3	298	Sr.	TR	Waco, Texas (Midway HS / Arkansas St. / Trinity Valley CC / UCF)
67	Thor Rodoni	LS	6-2	203	So.	RS	Los Banos, Calif. (Pacheco HS)
69	Josh Malin	OL	6-6	301	Sr.	2L	Cibolo, Texas (Steele HS)
70	Jackson Kimble	OL	6-3	286	Fr.	HS	Southlake, Texas (Southlake Carroll HS)
71	Jim Threet	OL	6-5	310	RS-So.	SQ	Sunnyvale, Texas (Sunnyvale HS)
72	Blake Blackmar	OL	6-5	326	Sr.	3L	Houston, Texas (Clear Lake HS)
74	Prince Pines	OL	6-4	354	Fr.	HS	Baton Rouge, La. (Tara HS)
75	Eleasah Anderson	OL	6-4	306	R-Fr.	RS	Houston, Texas (Taylor HS)
75	Brayden Utley	DE	6-2	225	Fr.	HS	Huntington Beach, Calif. (Loyola HS)
76	Connor Galvin	OL	6-7	279	Fr.	HS	Katy, Texas (Katy HS)
77	Patrick Lawrence	OL	6-6	311	Sr.	3L	Waxahachie, Texas (Waxahachie HS)
78	Henry Klinge III	OL	6-5	293	R-Fr.	RS	Southlake, Texas (Carroll HS)
79	Casey Phillips	OL	6-6	291	Fr.	HS	Franklin, Texas (Franklin HS)
80	Jackson Gleeson	WR	6-0	180	Fr.	HS	Mansfield, Texas (Mansfield HS)
81	Tyquan Thornton	WR	6-3	165	Fr.	HS	Miami, Fla. (Booker T. Washington HS)
82	Tyler Henderson	TE	6-4	244	R-Fr.	RS	Kyle, Texas (Lehman HS)
83	Russell Morrison	WR	5-11	192	So.	SQ	Katy, Texas (Cinco Ranch HS)
84	Marques Jones	WR	6-2	204	Jr.	1L	McKinney, Texas (McKinney HS)
85	Ben Sims	TE	6-4	249	Fr.	HS	San Antonio, Texas (Clark HS)
86	Jamie Jacobs	TE	6-4	243	Sr.	3L	Waco, Texas (Midway HS)
87	Christoph Henle	TE	6-6	251	Fr.	HS	Innsbruck, Austria (The Oakridge School)
88	Bralen Taylor	TE	6-7	241	Fr.	HS	Cuero, Texas (Cuero HS)
89	Jay Sedwick	K	6-0	196	So.	1L	Arlington, Texas (Grace Prep)
89	Trevor White	WR	5-7	165	Sr.	2L	Arlington, Texas (Martin HS)
90	Tyrone Hunt	DT	6-4	300	Jr.	2L	Arp, Texas (Arp HS)
91	Rob Saulin	DT	6-5	280	R-Fr.	RS	Pennsville, N.J. (Pennsville Memorial HS)
93	James Lynch	DT	6-4	285	So.	1L	Round Rock, Texas (Round Rock HS)
94	Xavier Jones	DE	6-3	228	Sr.	3L	Magnolia, Texas (Magnolia West HS)
95	John Mayers	K	5-10	167	Fr.	HS	Flower Mound, Texas (Marcus HS)
96	Connor Martin	K/P	5-9	173	Jr.	2L	Frisco, Texas (Centennial HS)
96	Cole Maxwell	DT	6-5	284	R-Fr.	RS	Allen, Texas (Allen HS)
97	Josh Landry	DE	6-2	256	Fr.	HS	Houston, Texas (Lamar HS)
97	Issac Power	P	6-1	208	Fr.	HS	Castle Rock, Colo. (Ponderosa HS)
98	Chidi Ogbonnaya	DT	6-5	290	R-Fr.	RS	Houston, Texas (Langham Creek HS)
99	Bravvion Roy	DT	6-1	330	Jr.	2L	Spring, Texas (Spring HS)

ALPHABETICAL ROSTER

NO.	PLAYER, POS.
15	Denzel Mims, WR
53	Jason Moore, OL
29	Christian Morgan, S
83	Russell Morrison, WR
55	Xavier Newman, OL
98	Chidi Ogbonnaya, DT
79	Casey Phillips, OL
74	Princeton Pines, OL
24	Jalen Pitre, LB
14	Chris Platt, WR
97	Issac Power, P
52	Greg Roberts, DE
67	Thor Rodoni, LS
34	Owen Rogers, LB
99	Bravvion Roy, DT
91	Rob Saulin, DT
89	Jay Sedwick, K
85	Ben Sims, TE
51	Jackson Shupp, DT
28	Abram Smith, RB
54	Marje Smith, DE
58	Ty Smith, OL
13	R.J. Sneed, WR
33	Connor Stanton, S
17	Pooh Stricklin, WR
88	Bralen Taylor, TE
52	Sam Tecklenburg, OL
13	Raleigh Texada, CB
23	Derrek Thomas, CB
48	BJ Thompson, DE
81	Tyquan Thornton, WR
71	Jim Threet, OL
75	Brayden Utley, DE
57	Johncarlo Valentin, OL
1	Verkedric Vaughns, S
15	Preston Weeks, QB
89	Trevor White, WR
20	Craig "Sqwirl" Williams, RB
40	Deonte Williams, DE
38	Jordan Williams, LB
22	JT Woods, S

COACHING AND SUPPORT STAFF

Head Coach: Matt Rhule (Penn State, 1997)
Defensive Coordinator: Phil Snow (Cal State Hayward, 1978)
Co-Offensive Coord./Running Backs: Jeff Nixon (Penn State, 1998)
Co-Offensive Coord./Quarterbacks: Glenn Thomas (Texas Tech, 1998)
Asst. Head Coach/Defensive Backs: Francis Brown (Western Carolina, 2006)
Asst. Coach/Offensive Line: Shawn Bell (Baylor, 2006)
Asst. Coach/Defense: Evan Cooper (Temple, 2009)
Asst. Coach/Wide Receivers: Frisman Jackson (Northern Illinois, 2009)
Asst. Coach/Tight Ends: Joey McGuire (UT Arlington, 1995)
Asst. Coach/Defensive Line: Frank Okam (Texas, 2007)
Asst. Coach/Recruiting Coord./Linebackers: Mike Siravo (Boston College, 1998)

Senior Offensive Consultant: George DeLeone (UConn, 1970)
Defensive Quality Control: Bobby Maffei (Nebraska, 2011)
Defensive Quality Control: Rob Dvoracek (Temple, 2015)
Offensive Quality Control: Matt Lombardi (Delaware, 2013)
Offensive Quality Control: Damiere Shaw (Temple, 2016)
Graduate Assistant Coach: Jarred Alwan (Temple, 2016)
Graduate Assistant Coach: Kirk Bryant (Mississippi College, 2015)
Graduate Assistant Coach: Josh Cochran (Texas, 2014)
Graduate Assistant Coach: Cedric Whitaker (Texas Lutheran, 2015)

Director of Athletics Performance: Jeremy Scott (Lock Haven, 1996)
Assistant AD for Sports Performance: Andrew Althoff (Loras College, 2006)
Assoc. Director of Athletics Performance: Jake Cox (Kansas, 2008)
Athletics Performance Coach: Corey Campbell (Georgia, 2013)
Athletics Performance Coach: Kevin Kroboth (Temple, 2012)
Asst. Athletics Performance Coach: James Heiss (IUP, 2014)
Director of Sports Medicine: Dave Snyder (Georgia, 2003)
Athletics Trainer: Matt Kuehl (Minnesota State, 2007)
Asst. Director of Rehab Services: Ryan Ross (UT-Chattanooga, 2012)

2018 GAME RECAPS

OVERALL: 3-1 (HOME 2-1, ROAD 1-0, NEUTRAL 0-0) | BIG 12 CONFERENCE: 1-0 (HOME 1-0, ROAD 0-0, NEUTRAL 0-0)

BAYLOR 55, ABILENE CHRISTIAN 27

MCLANE STADIUM • WACO, TEXAS

SEPT. 1, 2018 • ATTENDANCE: 45,330

John Lovett rushed for 115 yards and three touchdowns, JaMycal Hasty added 102 yards with two scores in the opener.

The Bears snapped an eight-game home losing streak, piling up 606 total yards and scoring their most points since also having 55 in their 2016 season opener. They were 0-6 at home last year, including losses in the first two games of the season against teams that had never won a game against a Power Five team.

Returning starting quarterback Charlie Brewer and graduate transfer Jalan McClendon from North Carolina State combined to throw for 311 yards.

McClendon was particularly sharp, hitting 10 of his 13 passes for 173 yards with touchdowns on his first two drives. Brewer was 8 for 15 for 138 yards with an interception.

Baylor junior kicker Connor Martin made both of his field goal tries, including a career-long 50-yarder in the third quarter. That was the first Baylor field goal of at least 50 yards in nearly five years.

Martin is 22 for 26 in his career. That 84.6 percent accuracy is the highest in Baylor history, more than 10 percentage points better than anyone else.

POSTGAME NOTES

- Baylor is now 77-36-4 all-time in season openers, a 13-10 mark in the Big 12 era (since 1996).
- The last time Baylor scored over 50 points in a game was the 2016 season opener when it defeated Northwestern State 55-7 on Sept. 2, 2016.
- RBs JaMycal Hasty and John Lovett each rushed for multiple TDs, two and three, respectively, the first time Baylor has had two rushers with multiple touchdowns since Oct. 1, 2016 at Iowa State (T. Williams and S. Russell).
- The last time BU running backs combined for 4+ rushing TDs in a game was when BU had seven rushing TDs in the 2015 Russell Athletic Bowl.
- The last time Baylor had multiple 100-yard rushers was Oct. 29, 2016 at Texas (T. Williams 180, S. Russell 138).
- Baylor's 606 yards marked the 45th time in program history with 600-plus yards of total offense, the first since totaling 634 yards vs. Texas Tech on Nov. 25, 2016.
- The 600+ yards are the first at McLane Stadium since racking up 693 vs. West Virginia on Oct. 17, 2015.
- RB John Lovett collected a career-high 115 yards rushing to lead the Bears in the run game. The 100-yard rushing performance is the first of his career.

SCORING SUMMARY

ABILENE CHRISTIAN	7	13	7	0	--	27
BAYLOR	13	21	10	7	--	55

1st 09:39	BU	Martin, Connor 35 yd field goal
05:27	BU	Hurd, Jalen 25 yd pass from McClendon, Jalan (Martin, Connor kick)
02:39	BU	Jones, Marques 20 yd pass from McClendon, Jalan (Martin, Connor kick)
01:41	ACU	Fuller, D.J. 54 yd pass from Anthony, Luke (Hernandez, Oscar kick)
2nd 11:24	BU	Hasty, JaMycal 3 yd run (Martin, Connor kick)
05:30	ACU	Hernandez, Oscar 34 yd field goal
04:08	BU	Hasty, JaMycal 54 yd run (Martin, Connor kick)
03:50	ACU	McCrary, Billy 75 yd run (Hernandez, Oscar kick)
01:55	BU	Lovett, John 31 yd run (Martin, Connor kick)
00:00	ACU	Hernandez, Oscar 46 yd field goal
3rd 10:55	BU	Lovett, John 3 yd run (Martin, Connor kick)
06:53	ACU	Cokley, Chase 7 yd pass from Anthony, Luke (Hernandez, Oscar kick)
03:24	BU	Martin, Connor 50 yd field goal
4th 09:18	BU	Lovett, John 7 yd run (Martin, Connor kick)

STATISTICS

TEAM STATS	ACU	BU
FIRST DOWNS	19	26
RUSHES-YARDS (NET)	27-220	36-295
PASSING YDS (NET)	246	311
Passes Att-Comp-Int	40-27-1	28-18-1
TOTAL OFFENSE PLAYS-YARDS	67-466	64-606
Fumble Returns-Yards	0-0	0-0
Punt Returns-Yards	0-0	4-38
Kickoff Returns-Yards	2-46	3-60
Interception Returns-Yards	1-0	1-28
Punts (Number-Avg)	7-43.1	3-42.7
Fumbles-Lost	0-0	2-0
Penalties-Yards	5-37	5-53
Possession Time	30:01	29:59
Third-Down Conversions	6 of 15	2 of 9
Fourth-Down Conversions	0 of 1	0 of 0
Red-Zone Scores-Chances	2-3	5-5
Sacks By: Number-Yards	0-0	2-7

INDIVIDUAL STATISTICS

RUSHING: Abilene Christian-McCrary Billy 6-141; Tracy, James 12-40; Davis, Sema'J 5-25; White, Tyrese 2-7; Anthony, Luke 2-7. Baylor Lovett, John 12-115; Hasty, JaMycal 10-102; Ebner, Trestan 3-28; Brewer, Charlie 1-15; Fleeks, Josh 2-12; Smith, Abram 4-11; McClendon, Jalan 2-7; Thornton, Tyquan 1-3; McGuire, Garret 1-2.

PASSING: Abilene Christian - Anthony, Luke 25-38-1-224; Davis, Sema'J 2-2-0-22. Baylor - Brewer, Charlie 8-15-1-138; McClendon, Jalan 10-13-0-173.

RECEIVING: Abilene Christian - Fuller, D.J. 9-102-1; Cokley, Chase 6-40-1; James, Tracy 3-35-0; Fink, Josh 3-30-0; Sadler, Kalin 3-21-0; Ennis, Cody 2-14-0; McCrary, Billy 1-4-0. Baylor - Hasty, JaMycal 4-67-0; Hurd, Jalen 4-58-1; Mims, Denzel 3-80-0; Platt, Chris 3-40-0; Ebner, Trestan 2-39-0; Jones, Marques 1-20-1; Henle, Christoph 1-7-0.

INTERCEPTIONS: Abilene Christian - None. Baylor - Bernard, Terrel 1-28.

FUMBLES: Abilene Christian - None. Baylor - TEAM 2-0

SACKS Abilene Christian: None. Baylor: Lockhart, James 1-0-5; Lynch, James 1-0-2.

TACKLES (UA-A): Abilene Christian - Onifade, Bolu 4-5; Huhn, Erik 6-1; Chambers, Jeremiah 5-1; Richmond, Brandon 2-4; Lofton, Alex 4-1; Dunn, Quincy 4-0; Davis, Adonis 1-3; Kuyatsemi, Temisan 2-1; Gibbens, Jacl 1-2; Greathouse, A.J. 1-2; Richardson, Koy 0-3; Hill, Kameron 0-3; Hutchins, Landry 2-0; Washington, Qua. 2-0; Dean, Daytrion 0-2; Pierce, Chance 1-0; Mack, Jamar 1-0; Williams, Dante 1-0. Baylor - Miller, Chris 5-2; Kelly, Chad 3-2; Matisick, Ross 3-2; Black, Henry 3-2; Arnold, Grayland 4-0; Vaughns, Verkedric 4-0; Lockhart, James 3-2; Williams, Jordan 3-1; Pitre, Jalen 1-2; Lynch, James 1-1; Lynch, Blake 1-1; Lewis, Ira 1-1; Bernard, Terrel 1-0; Jones, Xavier 1-0; Thomas, Derrek 1-0; Woods, JT 1-0; Ogbonnaya, Chidi 0-1; Smith, Marje 0-1; Barnes, Kalon 0-1.

BAYLOR 37, UTSA 20

ALAMODOME • SAN ANTONIO, TEXAS

SEPT. 8, 2018 • ATTENDANCE: 42,071

Before the season, Baylor coach Matt Rhule chose to alternate two quarterbacks, sophomore Charlie Brewer and senior Jalan McClendon.

Rhule has seen nothing yet that would induce him to pick one as his full-time guy. Brewer passed for 328 yards and three touchdowns, and Baylor defeated Texas-San Antonio 37-20 Saturday night. He completed 23 of 34 pass attempts.

That performance came a week after McClendon, a graduate transfer from North Carolina State, completed 10 of 13 for 173 yards with two touchdown passes and no interceptions against Abilene Christian. Brewer produced no touchdown passes and one interception in that game. McClendon completed 3 of 6 for 39 yards against UTSA.

Baylor is 2-0 after finishing 1-11 in 2017, Rhule's first season as coach. Rhule said he saw a flawed but hard-working team Saturday.

The Bears, who gained only 274 yards against UTSA during a 17-10 defeat at home last season, produced 494 while limiting UTSA to 255.

Brewer's favorite targets, Jalen Hurd and Denzel Mims, made eight receptions apiece, both exceeding 130 yards.

Baylor led 20-13 at halftime while alternating quarterbacks, but all of its points come on drives led by Brewer. The sophomore tossed two touchdown passes in the half, one to Mims, who reached high to make a 22-yard catch.

Brewer threw his third touchdown pass in the third quarter, a 7-yarder to Hurd.

SA (0-2) quarterback Cordale Grundy threw for a modest 157 yards, although his 10-yard touchdown to Blaze Moorhead early in the fourth quarter left UTSA trailing by only 27-20.

But Baylor responded with a field goal, a defensive stop and a 12-play, 78-yard touchdown drive that used seven minutes. Baylor converted three third down plays, all passes by Brewer.

POSTGAME NOTES

- Both WRs Jalen Hurd (136 yds) and Denzel Mims (133 yds) had 100-yard receiving performances, the first time the Bears have had two 100-yard receiving performances since Mims and Trestan Ebner on Oct. 21, 2017 vs. West Virginia.
- QB Charlie Brewer was 23-of-34 for 328 yards and 3 TDs. It is his fourth career 300-yard passing performance.
- QB Brewer is the 5th player in program history with 4 games of 300+ passing yards, joining Bryce Petty (16), RG3 (13), Nick Florence (9) and Seth Russell (6).
- QB Brewer's 328 passing yards are the 2nd-most of his career and 58th-most in program history (20th-most in a road game)
- RB JaMycal Hasty achieved his first-career receiving TD, a three-yard reception in the first quarter. CB Derrek Thomas collected his second-career interception in the first quarter, the first of his Baylor career.
- LB Terrel Bernard collected his first-career sack for a loss of 12 yards.
- WR Mims now sits at 1,324 yards, ranking 21st in career receiving yards. He is now averaging 17.42 yards per reception (76 career receptions).
- K/P Connor Martin was 3-for-3 (47-yarder in the 1Q, 32-yarder in the 2Q, 38-yarder in the 4Q), bringing his career marks to 25-for-29, .862 percent for career, now ranks 1st on Baylor's highest FG percentage list for a career - more than 10% better than the previous record of .731 by Terry Syler (38-of-52).

SCORING SUMMARY

BAYLOR	10	10	7	10	--	37
UTSA	3	10	0	7	--	20

1st 08:48	BU - Hasty, JaMycal 3 yd pass from Brewer, Charlie (Martin, Connor kick)
07:05	BU - Martin, Connor 47 yd field goal
05:07	UTSA - SACKETT, Jared 47 yd field goal
2nd 08:12	UTSA - SACKETT, Jared 46 yd field goal
04:03	BU - Mims, Denzel 22 yd pass from Brewer, Charlie (Martin, Connor kick)
01:56	BU - Martin, Connor 32 yd field goal
00:09	UTSA - DANIELS, B.J. 2 yd run (SACKETT, Jared kick)
3rd 03:42	BU - Hurd, Jalen 7 yd pass from Brewer, Charlie (Martin, Connor kick)
4th 13:07	UTSA - MOORHEAD, Blaze 10 yd pass from GRUNDY, Cordale (SACKETT, Jared kick)
09:29	BU - Martin, Connor 38 yd field goal
01:29	BU - Hasty, JaMycal 1 yd run (Martin, Connor kick)

STATISTICS

TEAM STATS	BU	UTSA
FIRST DOWNS	26	16
RUSHES-YARDS (NET)	31-91	26-98
PASSING YDS (NET)	403	157
Passes Att-Comp-Int	27-41-0	18-33-1
TOTAL OFFENSE PLAYS-YARDS	72-494	59-255
Fumble Returns-Yards	0-0	0-0
Punt Returns-Yards	1-3	0-0
Kickoff Returns-Yards	2-26	3-68
Interception Returns-Yards	1--7	0-0
Punts (Number-Avg)	3-41.3	5-43.0
Fumbles-Lost	1-1	0-0
Penalties-Yards	7-70	6-30
Possession Time	35:08	24:52
Third-Down Conversions	8 of 14	5 of 12
Fourth-Down Conversions	0 of 1	0 of 1
Red-Zone Scores-Chances	4-4	2-2
Sacks By: Number-Yards	3-29	2-7

INDIVIDUAL STATISTICS

RUSHING: Baylor - Lovett, John 9-47; Brewer, Charlie 8-22; Platt, Chris 1-12; Hasty, JaMycal 7-10; Ebner, Trestan 1-5; McClendon, Jalan 2--2; UTSA Daniels, B.J. 16-90; Rhodes, Jalen 2-31; Campbell Jr., G. 1-7; Grundy, Cordale 7--30.
PASSING: Baylor - Brewer, Charlie 23-34-0-328; McClendon, Jalan 3-6-0-39; Atkinson, Jared 1-1-0-36. UTSA Grundy, Cordale 18-33-1-157.
RECEIVING: Baylor - Hurd, Jalen 8-136-1; Mims, Denzel 8-133-1; Platt, Chris 4-53-0; Thornton, Tyquan 2-22-0; Brewer, Charlie 1-36-0; Henle, Christoph 1-12-0; Ebner, Trestan 1-9-0; Hasty, JaMycal 1-3-1; Henderson, Tyler 1--1-0. UTSA - Campbell Jr., G. 4-62-0; Moorhead, Blaze 4-35-1; Johnson Jr., K. 3-15-0; Ogle-Kellogg, T. 2-18-0; Daniels, B.J. 1-9-0; Woolen, Tariq 1-7-0; Sharp, Gavin 1-5-0; McCarthy, C. 1-5-0; Rhodes, Jalen 1-1-0.
INTERCEPTIONS: Abilene Christian - None. Baylor - Thomas, Derrek 1--7
FUMBLES: UTSA - 0-0; Baylor - 1-1
SACKS UTSA - Martel, Andrew 1.0-1; Dantzier, L. 1-0-4; Haynes, Jaylon 1.0-7. Baylor - Bernard, Terrel 1.0-12; Lewis, Ira 1.0-10; Williams, Deonte 1.0-4.
TACKLES (UA-A): Baylor - Bernard, Terrel 4-7; Roy, Bravvion 3-5; Johnston, Clay 2-5; Miller, Chris 3-4; Lynch James 2-4; Lynch, Blake 3-3; Lewis, Ira 2-2; Barnes, Kalon 1-2; Williams, Deonte 1-2; Pitre, Jalen 1-2; Lockhart, James 1-2; Kelly, Chad 1-1; Houston, Jameson 1-1; Hand, Harrison 1-1; Saulin, Rob 1-1; Maticsk, Ross 1-1; Thomas, Derrek, 1-1; Jones, Xavier 0-1; Roberts, Greg 0-1; Lovett, John 0-1; Texada, Raleigh 0-1; Woods, J.T. 0-1; Morgan, Christian 0-1. UTSA - Johnson, C. 6-7; Johnson, B. 6-6; Godfrey, Darryl 4-6; Martel, Andrew 3-5; Maruo, Les 2-5; Tauaefa, Josiah 1-5; Levine, C.J. 4-4; McGhee, T. 3-4; Grady, Cassius 3-3; Dantzier, L. 3-3; Baker, Baylen 2-3; Newton, King 2-3; Carter-McLin, J. 2-3; Banks, Eric 2-2; Strong Jr., K. 2-2; Haynes, Jaylon 1-2; Campbell Jr., G. 1-1; Henry, D. 0-1.

DUKE 40, BAYLOR 27

MCLANE STADIUM • WACO, TEXAS

SEPT. 15, 2018 • ATTENDANCE: 40,442

Duke overcame all the distractions and an extended trip to Texas because of a massive storm and is off to a 3-0 start for the second year in a row.

Quentin Harris threw for 174 yards and three touchdowns in his first career start, filling in for injured Daniels Jones, and the Blue Devils jumped out to a 23-0 halftime lead on way to a 40-27 win at Baylor on Saturday while their home state of North Carolina was being inundated with rain from Tropical Storm Florence.

The Blue Devils had traveled to Texas on Thursday, a day earlier than usual to get out before Florence made landfall along the Carolina coast as a hurricane.

Duke was flying home Saturday night, though it was still possible they might have to land somewhere other than Durham and bus back to campus.

T.J. Rahming caught two of Harris' TD passes (28 and 7 yards) and Johnathan Lloyd had a 66-yard TD catch. Harris, a fourth-year junior who was 12-of-30 passing, started because Jones fractured a clavicle last week and is out indefinitely. Jones had started 27 straight games for the Blue Devils.

JaMycal Hasty returned a blocked punt for a 33-yard touchdown for Baylor (2-1), the first time a Bears player had done that since Braelon Davis against North Texas in 2004.

The early deficit proved too much to overcome for Baylor, which was playing its first nonconference home game against a Power Five conference team since Sept. 12, 2008, against Washington State.

Baylor outgained Duke 400-399 in total yards, but the Blue Devils took full advantage of Baylor's two turnovers.

Deon Jackson scored on a 31-yard fumble return in the first quarter, and Leonard Johnson put the game away with a 53-yard interception return for a touchdown with less than four minutes left.

Charlie Brewer threw for 175 yards and rushed for two touchdowns for Baylor. Jalan McClendon added 95 yards through the air, including a 25-yard TD to Tyquan Thompson, and was the leading rusher for the Bears with 51 yards. But McClendon had the pick that Johnson returned for the score.

POSTGAME NOTES

- WR Tyquan Thornton's TD in the 4th quarter broke Duke's streak of eight games not allowing any points in the 4th quarter.
- WR Tyquan Thornton with a career-long pass reception of 39-yards set up the Bears first scoring drive in the third quarter.
- WR Pooh Stricklin's 9-yard reception was his first catch of the season and makes him the 11th different Baylor receiver to record a catch this season.
- Baylor outgained the Blue Devils in total offense (400-399) and passing yards (270-174), topping its opponents in total offense for the third-straight game.
- After falling behind 23-0 at half, the Bears rallied back to outscore the Blue Devils, 27-17, in the second half.
- C Christian Morgan blocked a punt and RB JaMycal Hasty with the 33-yard TD return off the block.
- The blocked punt is the first blocked punt by a Baylor player since Terence Williams did so on Nov. 27, 2015 at TCU.
- First blocked punt returned for a TD since Braelon Davis blocked and returned the punt against North Texas in 2004.
- WR Chris Platt caught 2 passes on the day, has at least one catch in his last 13-straight games.
- WR Platt with 2 catches for 25 yards, moves him up the career leaders in yards receiving list. He now sits at No. 23 with 1,241 career receiving yards on 71 receptions.
- OL Johncarlo Valentin made his Baylor debut vs. Duke.

SCORING SUMMARY

DUKE	7	16	7	10	--	40
BAYLOR	0	0	13	14	--	27
1st 07:56	DU	Deon Jackson 31 yd run (Collin Wareham kick)				
2nd 08:05	DU	T.J. Rahming 28 yd pass from Quentin Harris (Collin Wareham kick)				
04:08	DU	Collin Wareham 35 yd field goal				
02:19	DU	Johnathan Lloyd 66 yd pass from Quentin Harris (Collin Wareham kick failed)				
3rd 11:08	BU	Brewer, Charlie 3 yd run (TEAM kick failed)				
06:39	BU	Hasty, JaMycal 33 yd blocked punt return (Martin, Connor kick)				
02:47	DU	T.J. Rahming 7 yd pass from Quentin Harris (Collin Wareham kick)				
4th 09:44	BU	Thornton, Tyquan 25 yd pass from McClendon, Jalan (Martin, Connor kick)				
05:12	DU	Collin Wareham 31 yd field goal				
03:39	DU	Leonard Johnson 53 yd interception return (Collin Wareham kick)				
01:56	BU	Brewer, Charlie 2 yd run (Martin, Connor kick)				

STATISTICS

TEAM STATS	DU	BU
FIRST DOWNS	20	21
RUSHES-YARDS (NET)	44-225	32-130
PASSING YDS (NET)	174	270
Passes Att-Comp-Int	30-12-0	42-24-1
TOTAL OFFENSE PLAYS-YARDS	74-399	74-400
Fumble Returns-Yards	0-0	0-0
Punt Returns-Yards	3-59	3-48
Kickoff Returns-Yards	0-0	5-95
Interception Returns-Yards	1-53	0-0
Punts (Number-Avg)	6-208	6-288
Fumbles-Lost	0-0	3-1
Penalties-Yards	0-0	6-62
Possession Time	26:43	33:17
Third-Down Conversions	8 of 18	7 of 15
Fourth-Down Conversions	1 of 2	0 of 0
Red-Zone Scores-Chances	3-3	2-2
Sacks By: Number-Yards	2-15	0-0

INDIVIDUAL STATISTICS

RUSHING: Duke: Quentin Harris 14-83; Deon Jackson 10-83; Brittain Brown 13-55; Marvin Hubbard III 5-9; TEAM 2--5. Baylor - McClendon, Jalan 10-51; Brewer, Charlie 8-32; Hasty, JaMycal 4-13; Lovett, John 5-12; Hurd, Jalen 1-12; Ebner, Trestan 3-11; Thornton, Tyquan 1--1.
PASSING: Duke - Quentin Harris 12-30-0-174. Baylor - Brewer, Charlie 14-26-0-175; McClendon, Jalan 10-16-1-95.
RECEIVING: Duke - Johnathan Lloyd 4-93-1; T.J. Rahming 4-55-2; Chris Taylor 1-12-0; Scott Bracey 1-7-0; Daniel Helm 1-6-0; Marvin Hubbard III 1-1-0. Baylor - Hurd, Jalen 6-57-0; Hasty, JaMycal 4-10-0; Thornton, Tyquan 3-92-1; Jones, Marques 3-38-0; Ebner, Trestan 3-19-0; Platt, Chris 2-25-0; Lovett, John 2-20-0; Stricklin, Pooh 1-9-0.
INTERCEPTIONS: Duke - Leonard Johnson 1-53. Baylor - None
FUMBLES: Duke - None. Baylor - Lovett, John 1.
SACKS Duke - Chris Rumph II 1.0-9; Trevon McSwain 1.0-6. Baylor - None.
TACKLES (UA-A): Duke - Myles Hudzick 9-0; Dylan Singleton 3-4; Ben Humphreys 3-2; Marquis Waters 3-1; Victor Dimukeje 2-2; Chris Rumph II 2-2; Joe Giles-Harris 3-0; Leonard Johnson 2-1; Antone Williams 2-0; Daniel Helm 1-0; Jacob Morgenstern 1-0; TEAM 1-0; Chris Taylor 1-0; Damani Neal 1-0; Jordan Hayes 1-0; Josh Blackwell 1-0; Tre Hornbuckle 1-0; Lummie Young IV 1-0; Brandon Hill 1-0; Koby Quansah 1-0; Trevon McSwain 1-0; Edgar Cerenore 0-1; Michael Carter II 0-1. Baylor - Johnston, Clay 8-3; Bernard, Terrel 3-4; Vaughns, Verkedric 3-4; Roberts, Greg 3-3; Miller, Chris 5-0; Williams, Jordan 5-0; Lewis, Ira 2-2; Williams, Deonte 1-2; Roy Bravvion 1-2; Thomas, Derrek 2-0; Lynch, James 1-1; Kelly, Chad 1-1; Lynch, Blake 1-0; Barnes, Kalon 1-0; Houston, Jameson 1-0; Ogbonnaya, Chidi 0-1; Pitre 0-1; Morgan, Christian 0-1.

BAYLOR 26, KANSAS 7

MCLANE STADIUM • WACO, TEXAS

SEPT. 22, 2018 • ATTENDANCE: 36,725

Charlie Brewer made it easy for Baylor to stick primarily with one quarterback in the Big 12 opener.

After Brewer and graduate transfer Jalan McClendon shared snaps extensively the first three games, Brewer threw three touchdowns and played all but the final series for the Bears in a 26-7 victory on Saturday that ended a rare winning streak by Kansas.

Brewer completed 19 of 27 passes for 221 yards and added 56 yards rushing for the Bears (3-1, 1-0 Big 12), who have already tripled their victory total from last year when their only win in Rhule's first season came at Kansas.

Kansas (2-2, 0-1) entered the game with consecutive wins for the first time since a 2-0 start in 2011. A 31-7 victory two weeks ago at Central Michigan ended the second-longest road losing streak in college football history, 46 games since 2009.

But the Jayhawks still haven't won a Big 12 road game in nearly 10 years. They have lost 41 true Big 12 road games in a row since a 35-33 win at Iowa State on Oct. 4, 2008.

Baylor had a 23-0 halftime lead after Brewer had TD passes to three different receivers in a four-drive span that also included the first of Connor Martin's two field goals.

McClendon didn't come in until 3:35 left in the game, and threw a 36-yard pass to Jalen Hurd on his first play.

Baylor jumped ahead when Chris Platt got behind a cornerback for a 22-yard catch in the back corner of the end zone. Then two freshmen had TD catches in the second quarter — Tyquan Thornton streaked past two defenders to the end zone for a 39-yard catch, and Josh Fleeks got a foot down in the back of the end zone for a 34-yard score over two defenders.

POSTGAME NOTES

- For the third-straight game, Baylor's first offensive play was a completion from QB **Charlie Brewer** to WR **Jalen Hurd**.
- Baylor has forced a punt on the opponent's first possession in all four games this year.
- Dating back to last season, Baylor's defense has out-scored opponents 2-0 on the opponent's first possession over the last 6 games (safety vs. TCU).
- Baylor's seven points allowed are the fewest by a BU team since also allowing seven vs. Kansas on Oct. 15, 2016.
- In three-of-four games this season the Bears have scored first.
- With WR **Josh Fleeks** getting his first career reception today, the Bears have had 12 different receivers collect at least one reception this season.
- WR **Tyquan Thornton**'s 39-yard TD reception is Baylor's longest passing TD of the season.
- The first half shutout of Kansas is the first time the Bears have shutout an opponent in the first half since Oct. 15, 2016 vs. Kansas.
- The team's 9.0 TFL is the most since the 2017 season opener (9/2/17) vs. Liberty when the Bears had 10.
- WR **Tyquan Thornton** collected his second-career TD reception, a 39-yard reception in the second quarter. The catch tied his career long.
- RUSH **Greg Roberts** with his first career sack for a loss of three yards in the fourth quarter.

SCORING SUMMARY

KANSAS	0	0	7	0	--	7
BAYLOR	7	16	3	0	--	26

1st	05:35	BU	Platt,Chris 22 yd pass from Brewer,Charlie (Martin,Connor kick)
2nd	14:52	BU	Thornton,Tyquan 39 yd pass from Brewer,Charlie (Martin,Connor kick)
	04:32	BU	Martin,Connor 45 yd field goal
	01:37	BU	Fleeks,Josh 34 yd pass from Brewer,Charlie (Martin,Connor kick failed)
3rd	08:32	KU	Jeremiah Booker 10 yd pass from Bender, Peyton (Rui, Gabriel kick)
	05:00	BU	Martin,Connor 27 yd field goal, 9-65 3:32 7 - 26

STATISTICS

TEAM STATS	KU	BU
FIRST DOWNS	14	22
RUSHES-YARDS (NET)	28-122	39-189
PASSING YDS (NET)	149	257
Passes Att-Comp-Int	27-16-0	29-20-0
TOTAL OFFENSE PLAYS-YARDS	55-271	68-446
Fumble Returns-Yards	0-0	0-0
Punt Returns-Yards	1- -1	3- -12
Kickoff Returns-Yards	3-59	0-0
Interception Returns-Yards	0-0	0-0
Punts (Number-Avg)	7-333	5-228
Fumbles-Lost	0-0	1-0
Penalties-Yards	7-55	13-140
Possession Time	24:55	35:05
Third-Down Conversions	4 of 13	7 of 14
Fourth-Down Conversions	0 of 1	0 of 0
Red-Zone Scores-Chances	1-1	2-2
Sacks By: Number-Yards	3-19	4-29

INDIVIDUAL STATISTICS

RUSHING: Kansas: Williams, Pooka 14-89; Stanley, Carter 3-27; Sims, Steven 1-6; Herbert, Khalil 2-6; Kendrick, Miles 4-4; Williams, Dom 2-2; Bender, Peyton 2--12. Baylor: Hasty, JaMycal 5-60; Brewer, Charlie 12-56; Lovett, John 9-23; Ebner, Trestan 5-20; Hurd, Jalen 4-19; Platt, Chris 1-19; Fleeks, Josh 1--2; TEAM 1, -2; McClendon, Jalen 1--4.

PASSING: Kansas: Bender, Peyton 10-17-0-105; Stanley, Carter 4-6-0-37; Kendrick, Miles 2-4-0-7. Baylor: Brewer, Charlie 19-27-0-221; McClendon, Jalen 1-2-0-36.

RECEIVING: Kansas: Johnson, Kerr 4-11-0; Sims, Steven 3-47-0; Robinson, Stephon 3-39-0; Booker, Jeremiah 3-25-1; Fairs, Evan 1-20-0; Williams, Pooka 1-5-0; Hampton, Quan 1-2-0. Baylor: Fleeks, Josh 5-65-1; Hurd, Jalen 4-60-0; Thornton, Tyquan 3-50-1; Platt, Chris 3-29-1; Mims, Denzel 2-32-0; Henle, Christoph 1-13-0; Jones, Marques 1-4-0; Ebner, Trestan 1-4-0.

INTERCEPTIONS: Kansas: None; Baylor: None

FUMBLES: Kansas: None. Baylor: Platt, Chris 1-0.

SACKS Kansas: Ogebebor, Osaze 0.4-4; Wise, Daniel 1.0-8; Lipscomb, Brian 1.0-4; KeyShaun Simmons 0.5-3. Baylor: Roberts, Greg 1.0-3; Woods, JT 1.0-11; Lynch, James 1.0-9; Thompson, B.J. 1.0-6.

TACKLES (UA-A): Kansas: Dineen, Joe 11-2; Tormeden, Bryce 8-1; Loneker, Keith 5-3; Defense, Hasan 5-3; Lee, Mike 5-2; Ogebebor, Osaze 2-2; Wise, Daniel 3-0; Elmore, Hempstead 1-1; Harris, Corione 1-1; McCaleb, Willie 1-0; Feaster, Denzel 1-0; Lipscomb, Brian 1-0; Moore, Emmanuel 1-0; Taylor, Shakial; Kamara, Azur 0-1; McCullough, Jeremiah 0-1; Holani, Isi 0-1; Johnson, Kyron 0-1; Simmons, KeyShaun 0-1; Miller, Tyrone 0-0. Baylor: Vaughns, Verkedric 6-1; Bernard, Terrel 5-2; Miller, Chris 3-1; Johnston, Clay 1-3; Williams, Jordan 0-4; Roberts, Greg 3-0; Woods, JT 2-1; Hand, Harrison 2-0; Lynch, James 2-0; Arnold, Grayland 2-0; Pitre, Jalen 1-1; Thompson, BJ 1-1; Copeland, Jake 1-0; McVea, Jairon 1-0; Maticcik, Ross 1-0; Williams, Deonte 1-0; Houston, Jameson 1-0; Smith, Abram 1-0; Lewis, Ira 0-1; Roy, Brawion 0-1; Thomas, Derrek 0-0.