

BAYLOR

BAYLOR ATHLETICS COMMUNICATIONS: 1500 S. University Parks Drive | WACO, TX 76706 | BAYLORBears.COM | @BUFOOTBALL

2018 FOOTBALL GAME NOTES

GAME 3

NR/NR **BAYLOR** (2-0, 0-0 BIG 12) vs. RV/RV **DUKE** (2-0, 0-0 ACC)



Sept. 15, 2018 • 2:30 p.m. CT • TV: FS1 / FoxSportsGo • Radio: Baylor IMG Sports Network
Waco, Texas • McLane Stadium (45,140)

MEDIA INFORMATION

TV: FS1 / FoxSportsGo app

Talent: Brian Custer (pxp), Ben Leber (analyst)

Radio: Baylor IMG Sports Network / ESPN Central Texas

Talent: John Morris (pxp), J.J. Joe (analyst),
Ricky Thompson (sideline)

Satellite Radio: Sirius 119 / XM 205 / Internet 965

Live Stats/In-Game Home: BaylorBears.com

Twitter: @BUFootball | #SicDuke

BAYLOR 2-0, 0-0 Big 12

Ranking NR — AP, NR — Coaches

Last Game Sept. 8, 2018
win at UTSA, 37-20

Head Coach Matt Rhule (Penn State, '97)

Career Record 31-34 (6th season)

Baylor Record 3-11 (2nd season)

vs. Duke 0-1

DUKE 2-0, 0-0 ACC

Ranking RV — AP, RV — Coaches

Last Game Sept. 8, 2018
win at Northwestern, 21-7

Head Coach David Cutcliffe (Alabama, '76)

Career Record 105-96 (17th season)

Duke Record 61-67 (11th season)

vs. Baylor 1-0

BAYLOR COACHING STAFF

On the Field

Matt Rhule Head Coach
Fran Brown Assoc. HC/Cornerbacks
Phil Snow Defensive Coordinator
Shawn Bell Offensive Line
Frisman Jackson Wide Receivers
Joey McGuire Tight Ends
Frank Okam Defensive Line

In the Press Box

Jeff Nixon Co-Offensive Coord./Running Backs
Glenn Thomas Co-Offensive Coord./Quarterbacks
Evan Cooper Defense
Mike Siravo Linebackers

BAYLOR ATHLETICS COMMUNICATIONS

TAYLOR BRYAN Primary Contact
254-709-4411 • 254-710-3538 • Taylor_Bryan@baylor.edu

RACHEL CATON Secondary Contact
254-652-2061 • 254-710-3784 • Rachel_Caton@baylor.edu

STORY LINES

- Baylor faces Duke in its return to McLane Stadium, seeking its third consecutive victory to open the season. Last year, BU fell 34-20 on the road against the Blue Devils. Duke has won both previous meetings ('58, '17).
- The Bears have scored a TD in the first 8 quarters of 2018, a first since scoring in the first eight of 2014.
- Seven Bears have made their 1st career starts over the first 2 games: OL **Christian Beard**, DL **James Lynch**, DL **James Lockhart**, LB **Ross Maticcik**, CB **Raleigh Texada**, OL **Eleasah Anderson** & TE **Christoph Henle**.
- **Connor Martin** has made 5-of-5 field goals (5th nationally) and has 25 in his career (9th BU history).
- Baylor has 14 graduates on its 2018 roster, the most in the Big 12 and fifth-largest total nationally.
- **Charlie Brewer** is averaging 282.5 ypg with a 68.9 completion percentage and 12 TD in six career starts.
- Baylor had 23 players make their first appearance in a BU jersey in the opener, including 17 freshmen (7 true).
- **JaMycal Hasty** eclipsed 1,000 career rushing yards in the opener, the 38th man in BU history to reach 1K.
- Matt Rhule coached teams have won 28-straight games when leading entering the 4th quarter.
- **Jalen Hurd** (100.8 ypg) is one of 20 active players nationally to average 100+ all-purpose yards in his career.
- Baylor's 606 yards in the opener marked the 45th time in program history with 600-plus yards of total offense, and the first since totaling 634 yards vs. Texas Tech on Nov. 25, 2016.
- **Denzel Mims** has one or more receptions in 14 consecutive games, **Chris Platt** has a catch in 12 straight.
- The Bears tallied 55 points against Abilene Christian. The last time Baylor scored over 50 points in a game was the 2016 season opener when it defeated Northwestern State 55-7 on Sept. 2, 2016.
- BU offensive linemen **Blake Blackmar** and **Pat Lawrence** have started 27 & 26 straight games, respectively.
- Under **Matt Rhule**, Baylor football has signed 37 players from the state of Texas over the last recruiting cycles, more than any Big 12 or Power 5 team in the country.
- Baylor is playing its 117th season of football. BU holds a 591-568-44 (.509) record all-time.
- Baylor has scored in a school-record 139 straight games — the previous school record was 89 games from Dec. 31, 1979 - Oct. 23, 1987.
- Baylor running backs have eight receptions in two games after totaling 58 in 2017. BU rushers had only 40 catches from 2013-16 combined.

2018 SCHEDULE

	Sept. 1 ABILENE CHRISTIAN vs. BAYLOR	FSN	W, 55-27
	Bears roll up 606 yards of total offense; Lovett and Hasty combine for 217 yards and 5 TDs on ground.		
	Sept. 8 Baylor at UTSA	Facebook	W, 37-20
	Charlie Brewer posts his fourth career 300+ yard passing game with three touchdowns in victory.		
	Sept. 15 DUKE vs. BAYLOR	FS1	2:30 p.m.
	Waco, Texas / McLane Stadium (45,140) / Duke leads 2-0		
	Sept. 22 KANSAS vs. BAYLOR	TBA	TBA
	Waco, Texas / McLane Stadium (45,140) / Baylor leads 13-4		
	Sept. 29 Baylor at Oklahoma	TBA	TBA
	Norman, Okla. / Gaylord Family Oklahoma Memorial Stadium (82,112) / OU leads 24-3		
	Oct. 6 KANSAS STATE vs. BAYLOR	TBA	TBA
	Waco, Texas / McLane Stadium (45,140) / K-State leads 9-6		
	Oct. 13 Baylor at Texas	TBA	TBA
	Austin, Texas / Darrell K. Royal-Texas Memorial Stadium (100,119)		
	Oct. 25 Baylor at West Virginia	FS1	6 p.m.
	Morgantown, W.Va. / Milan Puskar Stadium (60,000) / WVU leads 3-2		
	Nov. 3 OKLAHOMA STATE vs. BAYLOR (Homecoming)	TBA	TBA
	Waco, Texas / McLane Stadium (45,140) / Oklahoma St. leads 20-16 / Texas leads 77-26-4		
	Nov. 10 Baylor at Iowa State	TBA	TBA
	Ames, Iowa / Jack Trice Stadium (61,500) / Baylor leads 9-7		
	Nov. 17 TCU vs. BAYLOR	TBA	TBA
	Waco, Texas / McLane Stadium (45,140) / TCU leads 54-52-7		
	Nov. 24 Baylor vs. Texas Tech (TFBI Shootout)	TBA	TBA
	Arlington, Texas / AT&T Stadium (80,000) / Texas Tech leads 38-37-1		



MATT RHULE

HEAD COACH, SECOND SEASON

THE RHULE FILE

PERSONAL

Born: January 31, 1975

Family: wife Julie; son Bryant; daughters Vivienne and Leona

EDUCATION

Penn State (1997, B.A. in Political Science)

Buffalo (2003, M.A. in Educational Psychology)

PLAYING EXPERIENCE

Penn State, 1994-97 (linebacker, Academic All-Big Ten [97])

COACHING EXPERIENCE

1998	Albright College, linebackers
1999	Buffalo, assistant defensive line
2000	Buffalo, defensive line
2001	UCLA, assistant defensive line
2002	Western Carolina, linebackers / special teams
2003-04	Western Carolina, asst. HC / LB / special teams
2005	Western Carolina, asst. HC / OL / ST / RGC
2006	Temple, defensive line
2007	Temple, quarterbacks / recruiting coord.
2008-10	Temple, offensive coord. / quarterbacks
2011	Temple, asst. OC / TE / recruiting coord.
2012	New York Giants, assistant offensive line
2013-16	Temple, head coach
2017-current	Baylor, head coach

THE RHULE WORKSHEET

YEAR	SCHOOL	OVERALL CONFERENCE	
		RECORD	RECORD, FINISH
2013	Temple	2-10	1-7, t-9th (AAC)
2014	Temple	6-6	4-4, 6th (AAC)
2015	Temple	10-4	7-1, 1st (AAC East)
2016	Temple	10-3	7-1, 1st (AAC East)
2017	Baylor	1-11	1-8, 9th (Big 12)
2018	Baylor	2-0	0-0 (Big 12)
TOTALS 6 seasons		31-34	20-21
	BU 2 seasons	3-11	1-8
	TU 4 seasons	28-23	19-13

DUKE SERIES HISTORY

- The Bears host Duke for the first time in program history. Baylor has made two previous trips to Durham, including losses in 2017 (34-20) and 1958 (12-7). Baylor is 19-19 all-time against current members of the ACC.
- Baylor hit on three long touchdowns of 44, 73 and 79 yards, but committed four turnovers in the 2017 loss.
- The Bears hold a 371-229-31 all-time record against current Division I schools in the state of Texas. BU is 68-35-2 against current members of Conference USA.
- Baylor's last home victory over a Power 5 opponent was a 45-17 victory over Washington State in 2008.

BREWER EXCELLENT IN FIRST SIX STARTS

- Sophomore quarterback Charlie Brewer has started Baylor's last six games and posted a 3-3 mark in those contests. With Brewer under center, Baylor is averaging 467.0 ypg of total offense over the last six contests.
- Brewer has passed for 282.5 yards per game with 12 touchdowns and four interceptions. He has completed 68.9 percent of his passes (142-of-206).
- The Austin native have eclipsed 300 yards passing in four of those starts, becoming the fifth player in program history with four games of 300 or more yards passing. He is joined by Bryce Petty, Robert Griffin III, Nick Florence and Seth Russell.

CAREER 300-YARD PASSING GAMES

1.	Bryce Petty (2011-14)	16
2.	Robert Griffin III (2008-11)	13
3.	Nick Florence (2009-12)	9
4.	Seth Russell (2013-16)	6
5.	Charlie Brewer (2017-current)	4

BEARS' OFFENSE ERUPTS IN OPENER

- Baylor rolled up a staggering 606 yards of total offense while cruising to a 55-27 win against ACU. The Bears totaled 295 rushing yards (best for a Rhule team at BU) and five rushing touchdowns led by 100-yard games from JaMycal Hasty (102 yds, 2 TD) and John Lovett (first career, 115 yards, 3 TD).
- Graduate transfer QB Jalan McClendon made his Baylor debut and hit 10-of-13 passes for 173 yards and two scores while leading five scoring drives.
- Hasty added a team-high four receptions for 67 yards to give him a career-best 169 all-purpose yards. Hasty also eclipsed 1,000 rushing yards for his career, the 38th man in Baylor history to accomplish the feat.

2018 ROSTER FEATURES 14 GRADUATES

- Preparing Champions for Life is not just a slogan at Baylor and coach Matt Rhule's team is proving it. The 2018 Baylor roster features 14 college graduates including three graduate transfers.
- The list of graduates are as follows: JaMycal Hasty, Jamie Jacobs, Lenoy Jones, Jr., Xavier Jones, Ira Lewis, Josh Malin, Ross Maticcik, Jalan McClendon, Chris Platt, Greg Roberts, Owen Rogers, Derrek Thomas, Verkedric Vaughns, Trevor White.

RHULE TEAMS IN THE FOURTH QUARTER

- In Matt Rhule's five seasons as head coach, he has sealed the deal when leading or tied entering the fourth quarter. In his career, his teams are 19-7 when posting a fourth quarter shutout.
- Rhule-coached teams have won 28 straight games when leading or tied entering the fourth, and are 29-4 overall. All four losses came in his first season as head coach at Temple in 2013.
- When leading entering the fourth quarter, he has won 26 straight games and is 27-3 overall with all three losses coming in 2013 as well.
- Baylor was 1-1 in 2017 when preserving a fourth-quarter shutout. The one victory was the Bears' road win at Kansas and the loss was a near-comeback win against West Virginia at home.
- Over the last three-plus seasons, Matt Rhule coached teams are 14-1 when recording a fourth-quarter shutout. Baylor held Abilene Christian scoreless in the final quarter.

TOUGHNESS REWARDED

In 2017, head coach Matt Rhule began a new tradition at Baylor of rewarding the nine toughest players on the BU roster with single-digit jerseys. The jersey numbers are awarded to the student-athletes deemed by their teammates to be the toughest members of the team. Rhule began the tradition of honoring toughness with single digits during his time at Temple.




1
Verkedric Vaughns
Senior


2
OPEN



3
Chris Miller
Junior



4
Grayland Arnold
Junior



5
Jalen Hurd
Senior



6
JaMycal Hasty
Junior



7
John Lovett
Sophomore



8
Henry Black
Junior



9
Ira Lewis
Senior

PASSING GAME SUCCESS IN 18

- Baylor is averaging 357.0 passing yards per game in 2018, the fourth-best total in the Big 12 (15th, NCAA).
- The Bears have two of the top five receivers in the conference in Denzel Mims (3rd - 11 rec., 213 yards, 1 TD) and Jalen Hurd (5th - 12 rec., 194 yards, 2 TD). Chris Platt has seven receptions for 93 yards.
- Marques Jones and JaMycal Hasty both have receiving touchdowns through two games.
- Ten different players have recorded a reception through two games in 2018.

MULTIPLE TURNOVERS EQUALS WINS

- Matt Rhule defenses have forced two or more turnovers in 26 of 64 (40.6%) career games.
- His teams own a 18-8 record with 2+ turnovers forced, and have won 13 of the last 17 when doing so.
- Rhule's teams are 7-0 when forcing 4+ turnovers and 9-3 when creating 3+.
- His teams are 20-4 in games where they have a positive turnover margin.

OFFENSIVE LINE DUO HAS BIG OPPORTUNITY

- Senior offensive linemen Blake Blackmar and Pat Lawrence have been anchors on the Baylor offensive line for the last two-plus seasons.
- Blackmar has made 27 consecutive starts, while Lawrence has been a starter in 26-straight games. The duo has each played in 40 games in their careers.
- With a full season of 12-or-more games, Blackmar and Lawrence could both reach Baylor's all-time top 10 for games played. Below is the full list.

ALL-TIME TOP 10 GAMES PLAYED

Rk	Name	Games
1.	Jerod Monk (2009-13)	53
2.	Kyle Fuller (2013-16)	52
	Aaron Jones (2010-13)	52
	Chris McAllister (2010-13)	52
	Brody Trahan (2010-13)	52
6.	Pat Levels (2013-16)	51
	Pat Colbert (2012-15)	51
	Cyril Richardson (2010-13)	51
9.	Beau Blackshear (2012-15)	50
	Ahmad Dixon (2010-13)	50
	Sam Holl (2010-13)	50
	Cameron Kaufhold (2009-12)	50
	Jarred Salubi (2009-12)	50
	Lane Sampson (2009-12)	50
	Terrance Williams (2009-12)	50
	Kendall Wright (2008-11)	50
--	Blake Blackmar (2015-current)	40
--	Pat Lawrence (2015-current)	40

ABUNDANCE OF NFL EXPERIENCE

- Including head coach Matt Rhule's 2012 stint with the New York Giants, there are five coaches on the Baylor staff with 23 years combined experience in the National Football League, sixth-best in the country.
- Three of the five coaches on offense spent time in the NFL including co-offensive coordinators Jeff Nixon (10 years) and Glenn Thomas (seven years). Frisman Jackson has one year of coaching experience.
- Defensive coordinator Phil Snow was a Detroit assistant for four seasons.
- Additionally, senior offensive consultant George DeLeone has spent six seasons in professional football over three stints. Injury prevention specialist Kent Johnston has 24 years experience in the NFL.

BAYLOR STAFF HAS TEXAS TIES

- Headed into his second season at Baylor head coach Matt Rhule continued to strengthen his ties to the state of Texas. Rhule assembled a staff that includes nine coaches and support staffers that have spent time in the state.
- Tight ends coach Joey McGuire won three state titles in 14 seasons at Cedar Hill (Texas) High School. Assoc. AD for football relations David Wetzel, a BU letterman, was head coach at San Antonio Reagan from 2003-16 as part of a 25-year career. He also served as head of the Texas High School Football Coaches Association.
- Glenn Thomas is a native of Eastland, Texas and a Texas Tech graduate. Offensive line coach Shawn Bell played quarterback at Baylor and spent 10 years on the Texas high school sidelines.
- Defensive line coach Frank Okam played high school football in Dallas and starred at the University of Texas.
- Injury prevention specialist Kent Johnston spent time in the Texas high school ranks before a 24-year NFL coaching career.
- Additionally, three of Baylor's graduate assistant coaches are Texas natives.

RECORD BREAKDOWN

Current Streak	Win 2
Current Home Streak	Win 1
Current Away Streak	Win 1
Last Win	37-20 at UTSA (9/8/18)
Last Home Win	55-27 vs. ACU (9/1/18)
Last Away Win	37-20 at UTSA (9/8/18)
Last Loss	45-22 at TCU (11/24/17)
Last Home Loss	23-13 vs. Iowa St. (11/18/17)
Last Away Loss	45-22 at TCU (11/24/17)

RHULE BY THE NUMBERS

	2018	Under Rhule
Home	1-0	1-5
Road	1-0	2-5
Neutral	0-0	0-1
Natural Grass	0-0	0-2
Artificial Turf	2-0	3-9
Day Games	0-0	1-8
Night Games	2-0	2-3
Televised Games	2-0	3-11
vs. AP Ranked Opponents	0-0	0-4
August	0-0	0-0
September	2-0	2-5
October	0-0	0-3
November	0-0	1-3
December	0-0	0-0
January	0-0	0-0
Leading at Halftime	2-0	3-0
Trailing at Halftime	0-0	0-9
Tied at Halftime	0-0	0-2
Scoring First	2-0	2-5
Opponent Scoring First	0-0	1-6
Score < 20 Points	0-0	0-4
Score 20+ Points	0-0	0-4
Score 30+ Points	1-0	2-1
Score 40+ Points	1-0	1-2
Opponent Scores < 20 Points	1-0	2-1
Opponent Scores 20+ Points	1-0	1-1
Opponent Scores 30+ Points	0-0	0-5
Opponent Scores 40+ Points	0-0	0-4
Gain < 20 First Downs	0-0	0-5
Gain 20+ First Downs	2-0	3-6
Opponent Gains < 20 First Downs	2-0	3-3
Opponent Gains 20+ First Downs	0-0	0-8
More Rushing Yards Than Opponent	1-0	1-3
Fewer Rushing Yards Than Opponent	1-0	2-8
Rush For < 100 Yards	1-0	1-5
Rush For 100+ Yards	1-0	2-6
Opponent Rushes For < 100 Yards	1-0	1-1
Opponent Rushes For 100+ Yards	1-0	2-10
More Passing Yards Than Opponent	2-0	3-5
Fewer Passing Yards Than Opponent	0-0	0-6
Pass For < 200 Yards	0-0	0-3
Pass For 200+ Yards	2-0	3-8
Opponent Passes For < 200 Yards	1-0	2-4
Opponent Passes For 200+ Yards	1-0	1-7
More Total Yards Than Opponent	2-0	3-3
Fewer Total Yards Than Opponent	0-0	0-8
Gain < 300 Total Yards	0-0	0-2
Gain 300+ Total Yards	2-0	3-9
Opponent Gains < 300 Total Yards	1-0	2-0
Opponent Gains 300+ Total Yards	1-0	1-11
Commit No Turnovers	0-0	1-1
Commit < 3 Turnovers	2-0	3-6
Commit 3 or + Turnovers	0-0	0-5
Force < 3 Turnovers	2-0	3-11
Force 3 or + Turnovers	0-0	0-0
Commit < 6 Penalties	1-0	1-2
Commit 6 or + Penalties	1-0	2-9
3rd Down % < 25	1-0	1-5
3rd Down % 25-49	0-0	1-5
3rd Down % 50+	1-0	1-1
Opponent 3rd Down % < 25	0-0	1-1
Opponent 3rd Down % 25-49	2-0	2-8
Opponent 3rd Down % 50+	0-0	0-2
Trail Time of Possession	1-0	1-4
Lead Time of Possession	1-0	2-7
Overtime Games	0-0	0-0

GAME 3 - vs. DUKE
BAYLOR IN THE NFL - 2018

NAME	POS.	TEAM
Andrew Billings	DT	Cincinnati Bengals
Matt Bryant	K	Atlanta Falcons
Rico Gathers	TE	Dallas Cowboys
Josh Gordon	WR	Cleveland Browns
Robert Griffin III	QB	Baltimore Ravens
Bryce Hager	LB	Los Angeles Rams
Xavien Howard	CB	Miami Dolphins
Jon Weeks	LS	Houston Texans
Terrance Williams	WR	Dallas Cowboys

• Nine former Bears earned spots on NFL rosters for the 2018 season as of Sept. 4.

• Former Bear **Kyle Fuller** is a member of Houston's practice squad.

• Baylor had 19 former lettermen with NFL teams during the 2018 preseason, representing 13 different NFL teams.

• Baylor has had 21 players selected in the first round including four players selected No. 2 overall with Robert Griffin III the most recent selection at No. 2 by the Washington Redskins in 2012.

• The Bears have had 126 players drafted overall since 1970 and 40 players compete in the Super Bowl including Atlanta Falcon **Matt Bryant** in Super Bowl LI.

TRACKING BAYLOR IN THE TOP 25

WEEK	W/L	AP	COACHES	CFP
PRE	0-0	—	—	—
1	1-0	—	—	—
2	2-0	—	—	—

BAYLOR WHEN RANKED...

- Baylor as a ranked team: 111-55-2
- Ranked Baylor vs. ranked opponent: 23-29-1
- Baylor vs. ranked opponents: 54-179-6
- Baylor vs. No. 1-ranked opponents: 0-11-1
- Baylor vs. Top 10 opponents: 18-91-2

BAYLOR LEADS POWER 5 IN TEXAS RECRUITS

- Under the direction of head coach Matt Rhule, Baylor has placed a strong emphasis on recruiting within the borders of the state of Texas.
- During his first two recruiting classes the Bears have signed 37 players from Texas - the most of any Power 5 program ahead of Texas A&M (35), Texas (32), Texas Tech (27) and TCU (25).
- Baylor's 2018 class was ranked as high as No. 24 by ESPN, the third-highest ranked class in the Big 12.

BEARS INK ONE OF NATION'S TOP CLASSES

- Baylor enjoyed a second consecutive strong recruiting season inking 21 players in December and following with a key junior college addition in February.
- The Bears' class finished the cycle ranked No. 24 by ESPN. A consensus top-30 class, Baylor's signee group was widely ranked as No. 3 or No. 4 in the Big 12 Conference. The Bears signed 17 players from the state of Texas.

BREWER BACK BEHIND CENTER

- The 2017 Big 12 Co-Offensive Freshman of the Year Charlie Brewer passed for 1,562 yards and 11 touchdowns with a 68.1 percent completion percentage in eight games (four starts).
- His completion percentage ranked second in both BU history and Big 12 history among freshmen behind Heisman winners Robert Griffin III and Sam Bradford.
- The Austin native completed 67 percent of passes thrown in 2.6 seconds or more - the best in the nation according to Pro Football Focus.
- Brewer started the first two games of 2018 and split time with Jalan McClendon in both games.

FOUR TRANSFERS ELIGIBLE FOR BAYLOR IN 2018

- Baylor and head coach Matt Rhule added five Division I transfers to the roster for the 2018 season in WR Jalen Hurd, DL James Lockhart, OL Jake Fruhmorgen, OL Christian Beard and CB Derrek Thomas.
- Hurd played the first three years of his career at Tennessee and left as one of the top rushers in Vols history, but will move his 6-foot-4 frame to wide receiver as a senior.
- Lockhart saw action at Texas A&M for two seasons, but will compete to anchor Baylor's defensive line during his junior season.
- Fruhmorgen started 8 times for National Champion Clemson in 2016 before making the move to Waco.
- Beard, a graduate of Midway High School, will add depth across multiple spots on the offensive line.
- Thomas, a 6-foot-3 graduate transfer from Temple, is expected to push incumbent starters Grayland Arnold and Harrison Hand at corner.
- All but Fruhmorgen made their Baylor debuts vs. ACU with Hurd, Beard and Lockhart earning starts. Fruhmorgen came off the bench to debut at UTSA.

BAYLOR WELCOMES FOUR NEW ASSISTANTS

- Four new assistant coaches join Matt Rhule's staff for 2018. The Bears add wide receiver coach Frisman Jackson, defensive line coach Frank Okam along with newly-promoted Shawn Bell and Evan Cooper.
- With six years of NFL playing experience, Jackson comes to Waco following one season at wide receivers coach with the Tennessee Titans. He previously served under Rhule at Temple from 2015-16.
- Okam, a six-year NFL veteran himself, worked as defensive line coach at Rice from 2016-17 and is a former Freshman All-American at Texas.
- Cooper has five years of experience on Rhule's staff including the 2017 season as Baylor's Director for Player Personnel. Bell played quarterback at Baylor from 2003-06 and served as an offensive analyst in 2017 following a decorated high school coaching career in Texas.

RHULE TEAMS IN YEAR TWO

- Baylor head coach Matt Rhule has experienced rebuilding projects in his career before and his time at Temple is very similar to year one in Waco.
- After posting a 2-10 mark in 2013 with the Owls, Rhule and his staff guided the program to a 6-6 mark and bowl eligibility.
- Baylor finished 2017 with a 1-11 mark, but with a large contingent of returning talent the Bears boast one of the nation's most experienced rosters entering 2018 with a chance to make a big jump in year two.
- The Bears opened 2018 with Matt Rhule's first home victory, a 55-27 defeat of Abilene Christian. The win was Baylor's first at home since October 15, 2016. Baylor made it two wins in a row with a road victory at UTSA.

BEARS IN STRIKING DISTANCE LATE IN GAMES

• Despite a disappointing 2017 season, Baylor had a chance late in seven of its 11 losses. Baylor had two losses by three points or less, four by eight or less and eight by 14 or less.

Opp.	Situation	Result
Liberty	Trail 48-45, 00:32 4Q	Interception
UTSA	Trail 17-10, 2:08 4Q	Turnover on Downs
at Duke	Trail 24-20, 11:44 4Q	Pick-Six makes it 31-20
Oklahoma-1	Trail 35-31, 15:00 4Q	Punt
Oklahoma-2	Trail 49-41, 1:41 4Q	Sack Fumble
at K-State	Trail 20-13, 2:16 3Q	Bad snap leads to fumble at BU 14
West Virginia	Trail 38-30, 4:34 4Q	Touchdown, failed two-point conversion
Iowa State	Trail 20-13, 6:25 3Q	Fumble at ISU 3
Iowa State	Trail 20-13, 12:22 4Q	Punt

MARQUES JONES EXCELS ON FIELD AND IN CLASSROOM

- Baylor sophomore Marques Jones was a jack of all trades for the Bears on the gridiron in 2017. The McKinney, Texas native saw time at cornerback and wide receiver in addition to special teams duties as he bounced from both sides of the ball due to a tough run of Baylor injuries.
- In addition to two tackles and a fumble recovery on defense and three catches on offense, Jones earned a 3.98 GPA in Electrical and Computer Engineering and was honored as a 2018 Gerald Lage Academic Achievement Award from Big 12.
- Jones was awarded with a scholarship at the conclusion of fall camp in 2018. He made his second career start in the opener with ACU and scored his first career touchdown.

PLATT GOING DEEP

- Senior wide receiver Chris Platt led the nation in receptions of 70+ yards last season despite only playing in four games due to injury. For his career, he has five receptions of 70+ yards which is second most in Baylor history behind Melvin Bonner's six from 1989-92.

Platt's 70-yard receptions at Baylor:

89	from Seth Russell vs. Oklahoma State (2016)
79	from Zach Smith at Duke (2017)
75	from Anu Solomon vs. Liberty (2017)
73	from Zach Smith at Duke (2017)
72	from Zach Smith vs. Oklahoma (2017)

BU FOOTBALL UNIFORM TRACKER

• Baylor football enjoys a tremendous partnership with Nike that includes more than 60 uniform combinations. Below is a breakdown of each combination worn during the 2018 season.

DATE	OPPONENT	HELMET	JERSEY	PANTS
9/1	Abilene Christian	Green	Green	Gold
9/8	at UTSA	White	White	White
9/15	Duke			
9/22	Kansas			
9/29	at Oklahoma			
10/6	K-State			
10/13	at Texas			
10/27	at West Virginia			
11/3	Oklahoma St.			
11/10	at Iowa State			
11/17	TCU			
11/24	vs. Texas Tech			

2018 HONORS

Grayland Arnold, CB

2nd Team Preseason All-Big 12 (Phil Steele)
3rd Team Preseason All-Big 12 (Athlon)

Charlie Brewer, QB

2nd Team Preseason All-Big 12 (Lindy's, Athlon)
4th Team Preseason All-Big 12 (Phil Steele)
2nd Team All-Texas Offense (DCTF)

Jake Fruhmorgen, OL

4th Team Preseason All-Big 12 (Phil Steele)

Drew Galitz, P

1st Team Preseason All-Big 12 (Athlon)

JaMycal Hasty, RB

3rd Team Preseason All-Big 12 (Athlon)

Clay Johnston, LB

2nd Team Preseason All-Big 12 (Phil Steele)

Ira Lewis, DT

1st Team Preseason All-Big 12 (Phil Steele)
2nd Team Preseason All-Big 12 (Lindy's)
2nd Team All-Texas Defense (DCTF)
3rd Team Preseason All-Big 12 (Athlon)
Nagurski Trophy Watch List
Outland Trophy Watch List

John Lovett, RB

Earl Campbell Tyler Rose Week 1 Honorable Mention

Connor Martin, PK

3rd Team Preseason All-Big 12 (Athlon)
4th Team Preseason All-Big 12 (Phil Steele)
Lou Groza Award Watch List

Ross Maticcik, LS

2nd Team Preseason All-Big 12 (Phil Steele)

Denzel Mims, WR

1st Team Preseason All-Big 12 (Phil Steele, Lindy's, Athlon)
1st Team All-Texas Offense (DCTF)
Biletnikoff Award Watch List
The Earl Campbell Tyler Rose Award Watch List

Tony Nicholson, PR

4th Team Preseason All-Big 12 (Phil Steele)

Chris Platt, WR

2nd Team All-Texas Offense (DCTF)

Sam Tecklenburg, C

3rd Team Preseason All-Big 12 (Phil Steele)
Rimington Award Watch List

CAREER RECORDS UPDATE

RECEIVING

YARDS

CAREER LEADERS

PLAYER	SEASONS	REC	AVG	YDS
1. Kendall Wright	2008-11	302	13.26	4,004
2. Terrance Williams	2009-12	202	16.50	3,334
3. KD Cannon	2014-16	195	15.96	3,113
4. Tevin Reese	2010-13	187	16.59	3,102
5. Corey Coleman	2013-15	173	17.39	3,009
6. Gerald McNeil	1980-83	163	16.26	2,651
7. Reggie Newhouse	1999-02	183	13.95	2,552
8. Antwan Goodley	2011-14	150	15.77	2,366
9. Lawrence Elkins	1962-64	144	14.54	2,094
10. Melvin Bonner	1989-92	92	21.57	1,984
11. Trent Shelton	2003-06	155	12.76	1,978
12. Dominique Zeigler	2003-06	166	11.58	1,923
13. Lanear Sampson	2009-12	165	11.55	1,905
14. Jay Lee	2012-15	101	16.83	1,700
15. Levi Norwood	2011-14	128	12.70	1,626
16. David Gettis	2006-09	116	13.41	1,555
17. Matt Clark	1984-87	81	18.27	1,480
18. Robert Quiroga	2000-03	131	11.28	1,478
19. Bruce Davis	1980-83	71	19.62	1,393
20. Charles Dancer	1972-73	87	15.98	1,390
21. Denzel Mims	2016-current	76	17.42	1,324
22. Kalief Muhammad	1993-96	98	13.27	1,300
23. Marques Roberts	2001-04	91	13.43	1,222
24. Chris Platt	2015-current	69	17.62	1,216
25. Thomas White	2005-08	92	12.98	1,194

RECEPTIONS

CAREER LEADERS

PLAYER	SEASONS	YDS	AVG	REC
1. Kendall Wright	2008-11	4,004	13.26	302
2. Terrance Williams	2009-12	3,334	16.50	202
3. KD Cannon	2014-16	3,113	17.57	195
4. Tevin Reese	2010-13	3,102	16.59	187
5. Reggie Newhouse	1999-02	2,552	13.95	183
--				
16. David Gettis	2006-09	1,555	13.41	116
17. Jay Lee	2012-15	1,700	16.83	101
18. Kalief Muhammad	1993-96	1,300	13.27	98
19. Melvin Bonner	1989-92	1,984	21.57	92
Thomas White	2005-08	1,194	12.98	92
-- Denzel Mims	2016-current	1,324	17.42	76
-- Chris Platt	2015-current	1,216	17.62	69

RECEPTIONS OF 70+ YARDS

CAREER LEADERS

PLAYER	SEASONS	TOTAL
1. Melvin Bonner	1989-92	6
2. Terrance Williams	2009-12	5
Chris Platt	2015-current	5
4. KD Cannon	2014-16	3
Corey Coleman	2013-15	3
6. Tevin Reese	2010-13	2
Antwan Goodley	2011-14	2
Denzel Mims	2016-current	2
9. 32 times		1

PASSING

COMPLETION PERCENTAGE

CAREER LEADERS MINIMUM 250 ATTEMPTS

PLAYER	SEASONS	ATT	CMP	PCT
-- Charlie Brewer	2017-	253	170	.672
1. Robert Griffin III	2008-11	1,192	800	.671
2. Bryce Petty	2011-14	845	530	.627
3. Nick Florence	2009-12	754	466	.618
4. Shawn Bell	2003-06	914	559	.612

RUSHING

YARDS

CAREER LEADERS

PLAYER	SEASONS	ATT	AVG	YDS
1. Shock Linwood	2013-16	713	5.91	4,213
2. Walter Abercrombie	1978-81	732	5.01	3,665
3. Jerod Douglas	1994-97	522	5.39	2,811
4. Jay Finley	2007-10	478	5.56	2,660
5. Alfred Anderson	1980-83	554	4.38	2,424
--				
30. Gary Lacy	1972-73	314	4.25	1,335
31. Jarred Salubi	2009-12	250	5.23	1,308
32. Devin Chafin	2013-15	222	5.68	1,261
33. Bradford Lewis	1991-94	324	3.80	1,230
34. Mathew Williams	1970-71	339	3.48	1,180
35. Gary Blair	1976-77	292	4.01	1,170
36. Brandon Whitaker	2003-07	275	4.25	1,169
37. JaMycal Hasty	2016-current	205	5.07	1,046

SCORING

FIELD GOALS MADE

CAREER LEADERS

PLAYER	SEASONS	PCT	FGA	FGM
1. Aaron Jones	2010-13	.628	94	59
2. Jeff Ireland	1988-91	.563	80	45
3. Terry Syler	1985-88	.731	52	38
4. Chris Callahan	2014-16	.667	54	36
5. Robert Bledsoe	1977-80	.492	63	31
Marty Jimmerson	1981-84	.721	43	31
7. Jarvis Van Dyke	1993-95	.592	49	29
8. Ryan Havens	2003-06	.730	37	27
9. Connor Martin	2016-current	.862	29	25

FIELD GOAL PERCENTAGE

CAREER LEADERS MINIMUM 8 MADE

PLAYER	SEASONS	FGM	FGA	PCT
1. Connor Martin	2016-current	25	29	.862
2. Terry Syler	1985-88	38	52	.731
3. Ryan Havens	2003-06	27	37	.730

CAREER LEADERS

PLAYER	SEASONS	FG	PAT	PTS
1. Aaron Jones	2010-13	59	274	451
2. Chris Callahan	2014-16	36	211	319
3. Terry Syler	1985-88	38	101	215
4. Jeff Ireland	1988-91	45	78	213
5. Robert Bledsoe	1977-80	31	111	204
6. Jarvis Van Dyke	1993-95	29	110	197
7. Marty Jimmerson	1981-84	31	88	181
8. Ryan Havens	2003-06	27	54	135
9. Bubba Hicks	1973-75	20	61	121
10. Connor Martin	2016-current	25	45	120

PUNTING

YARDS PER PUNT

CAREER LEADERS MINIMUM 100 PUNTS

PLAYER	SEASONS	P	YDS	AVG
1. Daniel Sepulveda	2003-06	277	12,531	45.24
2. Spencer Roth	2011-14	164	7,170	43.72
3. Buzzy Sawyer	1983-85	170	7,385	43.44
4. Derek Epperson	2007-10	224	9,572	42.75
5. Kyle Atteberry	1997-99	221	9,404	42.55
6. Luke Prestridge	1976-78	180	7,602	42.23
7. Adam Stiles	2000-01	151	6,336	41.96
8. Drew Galitz	2015-current	121	4,951	41.94
9. Pete Rutter	1986-89	191	7,929	41.51
10. Ed Marsh	1968-70	206	8,551	41.51
11. Ty Atteberry	1993-96	165	6,844	41.48

DEPTH CHART VS. UTSA

OFFENSE

WR	14 CHRIS PLATT (5-11, 170, SR.) 84 Marques Jones (6-2, 204, Jr.) 81 Tyquan Thornton (6-3, 165, Fr.)
WR	5 JALEN HURD (6-4, 217, SR.) 13 Tony Nicholson (5-10, 192, Jr.)
LT	75 ELEASAH ANDERSON (6-4, 306, R-FR.) 76 Connor Galvin (6-7, 279, Fr.)
LG	65 CHRISTIAN BEARD (6-3, 298, SR.) <u>OR</u> 55 XAVIER NEWMAN (6-3, 305, SO.)
C	52 SAM TECKLENBURG (6-4, 306, Jr.) 58 Ty Smith (6-3, 294, R-Fr.)
RG	72 BLAKE BLACKMAR (6-5, 326, SR.) 78 Henry Klinge III (6-5, 293, R-Fr.)
RT	77 PATRICK LAWRENCE (6-6, 311, SR.) 53 Jason Moore (6-3, 288, R-Fr.)
TE	87 CHRISTOPH HENLE (6-6, 251, FR.) 82 Tyler Henderson (6-4, 244, R-Fr.)
WR	15 DENZEL MIMS (6-3, 208, JR.) <u>OR</u> 17 POOH STRICKLIN (6-2, 185, JR.)
QB	12 CHARLIE BREWER (6-1, 202, SO.) <u>OR</u> 19 JALAN MCCLENDON (6-5, 219, SR.) 11 Gerry Bohanon (6-3, 224, Fr.)
RB	6 JAMYCAL HASTY (5-9, 211, JR.) 7 John Lovett (6-0, 203, So.)
FB	47 KYLE BOYD (6-2, 240, JR.) 38 Koby Bullard (6-1, 231, Jr.)

DEFENSE

END	93 JAMES LYNCH (6-4, 285, SO.) 94 Xavier Jones (6-3, 228, Sr.)
NT	99 BRAVVION ROY (6-1, 330, JR.) 98 Chidi Ogbonnaya (6-5, 275, R-Fr.)
DT	9 IRA LEWIS (6-3, 290, SR.) 91 Rob Saulin (6-5, 280, R-Fr.)
RUSH	43 JAMES LOCKHART (6-3, 261, JR.) 40 Deonte Williams (6-1, 223, So.)
WLB	38 JORDAN WILLIAMS (6-0, 220, JR.) 26 Terrel Bernard (6-2, 220, R-Fr.)
MLB	49 CHAD KELLY (6-1, 232, SO.) <u>OR</u> 46 ROSS MATISCIK (6-0, 230, JR.)
SLB	8 HENRY BLACK (6-0, 202, JR.) 24 Jalen Pitre (6-0, 206, So.)
CB	23 DERREK THOMAS (6-3, 196, SR.) 27 Kalon Barnes (6-0, 179, Fr.)
RS	21 BLAKE LYNCH (6-3, 213, JR.) 22 JT Woods (6-2, 183, Fr.)
LS	3 CHRIS MILLER (6-0, 188, JR.) 29 Christian Morgan (6-1, 200, Fr.)
CB	4 GRAYLAND ARNOLD (5-10, 183, JR.) 13 Raleigh Texada (5-10, 176, So.)

SPECIAL TEAMS

FG	96 CONNOR MARTIN (5-9, 173, JR.) 36 Drew Galitz (6-0, 221, Sr.)
KO	36 DREW GALITZ (6-0, 221, SR.) 89 Jay Sedwick (6-0, 196, So.)
P	36 DREW GALITZ (6-0, 221, SR.) 97 Issac Power (6-1, 208, Fr.)
KR	81 TYQUAN THORNTON (6-3, 165, FR.) 21 Josh Fleeks (5-11, 181, Fr.)
PR	5 JALEN HURD (6-4, 217, SR.) 81 Tyquan Thornton (6-3, 165, Fr.)
LS	46 ROSS MATISCIK (6-0, 230, JR.)
SS	51 CHRIS LUTZEL (5-9, 191, JR.)
H	36 DREW GALITZ (6-0, 221, SR.) 89 Jay Sedwick (6-0, 196, So.)

CAREER STARTS

31	Jalen Hurd (29)
27	Blake Blackmar, Patrick Lawrence
21	Ira Lewis
17	Sam Tecklenburg
16	Chris Platt, Greg Roberts
15	Grayland Arnold, Denzel Mims
11	Tyrone Hunt
10	Clay Johnston, Blake Lynch, Verkedric Vaughns
9	Jake Fruhmorgen (9), Harrison Hand, Xavier Newman
8	Henry Black, Jalen Pitre
7	Tony Nicholson, Bravvion Roy
6	Charlie Brewer, Jordan Williams
5	JaMycal Hasty, Pooh Stricklin
4	Gavin Holmes, Jameson Houston, Xavier Jones, John Lovett, Derrek Thomas (3), Deonte Williams
3	Jamie Jacobs, Josh Malin, Chris Miller
2	Jared Atkinson, Kyle Boyd, Lenoy Jones Jr., Marques Jones, James Lockhart, James Lynch, Ross Maticcik, Ryan Miller
1	Eleasah Anderson, Christian Beard, Christoph Henle, Jairon McVea, Rob Saulin, RJ Sneed, Raleigh Texada, BJ Thompson

CONSECUTIVE STARTS

27	Patrick Lawrence
26	Blake Blackmar
13	Grayland Arnold

CAREER GAMES PLAYED

40	Blake Blackmar, Pat Lawrence
37	Verkedric Vaughns
36	Jalen Hurd (34)
33	Drew Galitz
32	Ira Lewis, Chris Platt
31	Greg Roberts
28	Derrek Thomas (26)
27	Henry Black, Jamie Jacobs, Ross Maticcik, Sam Tecklenburg, Jordan Williams
26	Chris Lutzel, Tony Nicholson, Josh Malin
25	Kyle Boyd, Tyrone Hunt, Blake Lynch, Denzel Mims
24	Jameson Houston, Xavier Jones
23	Jared Atkinson, Bravvion Roy
22	Grayland Arnold, JaMycal Hasty, Clay Johnston, Jalan McClendon (20)
21	Lenoy Jones Jr., Chris Miller, Pooh Stricklin
20	Jake Fruhmorgen (19)
19	Trevor White
18	James Lockhart (16)
16	Connor Martin
14	Harrison Hand, Marques Jones, Jalen Pitre
13	Trestan Ebner, John Lovett, James Lynch, Xavier Newman
12	Jairon McVea, Ryan Miller
11	Deonte Williams
10	Charlie Brewer, Gavin Holmes, Chad Kelly
9	Jay Sedwick, BJ Thompson
7	RJ Sneed
6	Russell Morrison, Rob Saulin
5	Terrel Bernard, Zeke Brown, Raleigh Texada
4	Christian Beard (2)
3	Koby Bullard, Dru Dixon, Cody George, Preston Heard, Dalton Justice
2	Eleasah Anderson, Kalon Barnes, Connor Galvin, Tyler Henderson, Christoph Henle, Henry Klinge, Jason Moore, Christian Morgan, Chidi Ogbonnaya, Owen Rogers, Marje Smith, Tyquan Thornton
1	Zack Bennema, Josh Fleeks, Khalil Keith, Garret McGuire, Thor Rodoni, Owen Rogers, Abram Smith, Ty Smith, Jim Threet

(italics represent previous school total)

PRONUNCIATION GUIDE

ELEASAH Anderson	ELLY-aye-suh
GRAYLAND Arnold	GRAY-lund
KALON Barnes	KAY-lun
TERREL Bernard	TUH-rell
GERRY Bohanon	Gary
Trestan EBNER	EBB-nurr
Jake FRUHMORGEN	froo-MOHR-gen
Drew GALITZ	GAY-litz
CHRISTOPH HENLE	KRISS-toff HEN-lee
MARQUES Jones	MAR-kuss

XAVIER Jones	ex-AY-vee-uhr
KHALIL Keith	KUH-leal
Henry KLINGE	Cling
Josh MALIN	MAY-luhn
Ross MATISCIK	Mat-IZ-sick
JALAN McClendon	JAY-len
JAIRON MCVEA	JARE-un MICK-vay
XAVIER Newman	ex-AY-vee-uhr
CHIDI OGBONNAYA	CHEE-dee OH-buh-nye-uh
Frank OKAM	OH-cam

Jalen PITRE	PEE-tree
Thor RODONI	RUH-dohn-ee
BRAVVION Roy	BRAV-vee-on
Rob SAULIN	SALL-in
MARJE Smith	MAR-jay
BRALEN Taylor	BRAY-lin
RALEIGH TEXADA	RAW-lee tuh-HAH-duh
TYQUAN Thornton	tye-KWON
Johncarlo VALENTIN	Val-in-tine
VERKEDRIC Vaughns	vuhr-KED-rick

PLAYER SPOTLIGHTS



4
GRAYLAND ARNOLD
 CB • 5-10 • 183 • JR. • 2L
 KOUNTZE, TEXAS (KOUNTZE HS)

2018 (Junior): Physical, aggressive third-year defensive back ... 2018 second team preseason All-Big 12 (Phil Steele) ... 2018 third team preseason All-Big 12 (Athlon) ... Returning starter, ranks tied for sixth among Baylor active leaders in career starts (15) and third in consecutive starts (13).

ARNOLD CAREER STATISTICS

DEFENSIVE									
YEAR	G/GS	UT	AT	TT	TFL-YD	QBS-YD	FF/FR	PBU	INT-YD
2016	11/4	17	3	20	2.0-10	0-0	0/0	4	0-0
2017	9/9	26	9	35	3.0-8	0-0	1/1	7	1-20
2018	2/2	4	0	4	0-0	0-0	0/0	0	0-0
CAREER	22/15	47	12	59	5.0-18	0-0	1/1	11	1-20

CAREER BESTS

Tackles: 6 vs. Texas Tech (11/11/17); at TCU (11/24/17)
Solo Tackles: 5 at TCU (11/24/17)
Tackles-For-Loss: 2 vs. Boise State (12/27/16)
Interceptions: 1 vs. Texas (10/28/17)
Forced Fumbles: 1 at Oklahoma State (10/14/17)
Fumble Recoveries: 1 at Oklahoma State (10/14/17)
Pass Breakups: 2 at WVU (12/3/16); vs. ISU (11/18/17)



16
JARED ATKINSON
 WR • 6-3 • 219 • JR. • 1L
 MESQUITE, TEXAS (HORN HS)

2018 (Junior): Tossed second career pass to QB Charlie Brewer for a gain of 36 yards vs. UTSA ... Talented third-year wideout ... Ranks tied for 12th among active Baylor players with 23 career games played.

ATKINSON CAREER STATISTICS

RECEIVING						
YEAR	G/GS	REC	YD	AVG	TD	LP/OPPONENT
2016	9/0	4	44	11.0	0	20/at West Virginia
2017	12/2	5	73	14.6	0	25/at TCU
2018	2/0	0	0	0.0	0	0/0
CAREER	23/2	9	117	13.0	0	25/at TCU

CAREER BESTS

Receptions: 3 at TCU (11/24/17)
Receiving Yards: 49 at TCU (11/24/17)
Touchdowns: N/A
Longest Reception: 25 at TCU (11/24/17)
100-Yard Games: Season (0); Career (0)
200-Yard Games: Season (0); Career (0)



27
KALON BARNES
 WR/CB • 6-0 • 179 • FR. • HS
 SILSBEE, TEXAS (SILSBEE HS)

2018 (Freshman): Made his career debut vs. Abilene Christian (9/1) at corner ... Has played in both games so far on the season, making one tackle in each ... One of the fastest player in the nation, regardless of class ... all conditions 100 meter personal best of 10.04 ... 200m PR is 20.55 ... won Texas high school 100 and 200 meter titles in both 2017 and 2018 ... nickname is "Boogie."

BARNES CAREER STATISTICS

DEFENSIVE									
YEAR	G/GS	UT	AT	TT	TFL-YD	QBS-YD	FF/FR	PBU	INT-YD
2018	2/0	1	1	2	0-0	0-0	0/0	0	0-0

RECEIVING

YEAR	G/GS	REC	YD	AVG	TD	LP/OPPONENT
2018						

DEFENSIVE CAREER BESTS

Tackles: 1, twice, last at UTSA (9/8/18)
Solo Tackles: 1 at UTSA (9/8/18)
Tackles-For-Loss: N/R
Interceptions: N/R
Forced Fumbles: N/R
Fumble Recoveries: N/R
Pass Breakups: N/R

RECEIVING CAREER BESTS

Receptions: N/R
Receiving Yards: N/R
Touchdowns: N/A
Longest Reception: N/R
100-Yard Games: N/R
200-Yard Games: N/R



26
TERREL BERNARD
 LB • 6-1 • 210 • R-FR. • HS
 LA PORTE, TEXAS (LA PORTE HS)

2018 (RS Freshman): Made his career debut vs. Abilene Christian ... recorded his first-career interception with a return for 28 yards vs. ACU ...

BERNARD CAREER STATISTICS

DEFENSIVE									
YEAR	G/GS	UT	AT	TT	TFL-YD	QBS-YD	FF/FR	PBU	INT-YD
2018	2/0	5	3	7	1.0-12	1.0/12	0/0	0	1-28

CAREER BESTS

Tackles: 1 vs. ACU (9/1/18)
Solo Tackles: 1 vs. ACU (9/1/18)
Tackles-For-Loss: 1 at UTSA (9/8/18)
Sacks: 1 at UTSA (9/8/18)
Interceptions: 1 vs. ACU (9/1/18)
Forced Fumbles: N/A
Fumble Recoveries: N/A
QB Hurries: N/A

PLAYER SPOTLIGHTS



8

HENRY BLACK

S • 6-0 • 200 • JR. • 1L
SHREVEPORT, LA. (WOODLAWN HS)

2018 (Junior): Has started both games this season at LB ... Made five tackles (three solo) vs. ACU ... Collected three tackles (two solo) at UTSA ... Tied for eighth among active Baylor leaders in career games played with 26 ... Selected by his teammates for a single-digit number in 2018.

BLACK CAREER STATISTICS									
DEFENSIVE									
YEAR	G/GS	UT	AT	TT	TFL-YD	QBS-YD	FF/FR	PBU	INT-YD
2015				redshirt					
2016	13/0	6	2	8	0-0	0-0	0/0	0	0-0
2017	12/6	13	12	25	0-0	0-0	0/0	0	1-0
2018	2/2	5	3	8	0-0	0-0	0/0	0	0-0
CAREER	28/8	24	17	41	0-0	0-0	0/0	0	1-0

CAREER BESTS

Tackles: 6 at Oklahoma (11/12/16)
Solo Tackles: 5 at Oklahoma (11/12/16)
Tackles-For-Loss: N/A
Interceptions: 1 at Duke (9/16/17)
Forced Fumbles: N/A
Fumble Recoveries: N/A
Pass Breakups: N/A




47

KYLE BOYD

FB • 6-2 • 240 • JR. • 2L
MESQUITE, TEXAS (HORN HS)

2018 (Junior): Third-year fullback has appeared in both contests so far on the season ... Moved to fullback during spring 2017 ... Originally signed with Baylor in 2011 before serving five years in the United States Marine Corps ... Enrolled at Baylor during summer 2016 ... 2017 Honorable Mention All-Big 12 (coaches).

BOYD CAREER STATISTICS	
OFFENSIVE	
YEAR	G/GS
2016	11/0
2017	12/2
2018	2/0
CAREER	25/2



12

CHARLIE BREWER

QB • 6-1 • 202 • SO. • 1L
AUSTIN, TEXAS (LAKE TRAVIS HS)

Athletic, accurate, smart QB with good intangibles ... second team Preseason All-Big 12 (Lindy's, Athlon) ... fourth team Preseason All-Big 12 (Phil Steele) ... second team All-Texas (DCTF) ... 2017 Big 12 Co-Offensive Freshman of the Year (Coaches) ... Big 12 Offensive Freshman of the Year (Waco Trib and Athlon Sports) ... Moved into starting lineup in 2017 at Kansas (11/4) ... Enrolled January 2017 and completed spring 2017 practice ... Set national high school completion percentage record as all-state senior while winning state title ... Father, uncle and older brother all played quarterback in college.

2018 (Sophomore): Made his fifth career start vs. ACU to open up the 2018 season ... Made his sixth career start at UTSA, throwing for 328 yards on 23-of-34 passing with 1 TD and one reception of 36 yards ... The 300-yard passing performance is his fourth and he is the 5th player in program history to have four games of 300+ passing ... His 328 yards passing are the second-most of his career.

BREWER CAREER STATISTICS									
PASSING									
YEAR	G/GS	CMP	ATT	PCT	YDS	INT	TD	EFF.	LP/OPPONENT
2017	8/4	139	204	68.1	1,562	4	11	146.33	58/at TCU (TD)
2018	2/2	31	49	63.3	466	1	3	159.27	55/vs. ACU
CAREER	10/6	170	253	67.0	2028	5	14		58/at TCU (TD)

RUSHING						
YEAR	G/GS	ATT	YD	AVG/A	TD	LP/OPPONENT
2017	8/4	65	166	2.6	0	51/at TCU
2018	2/2	9	37	4.1	0	16/at UTSA
CAREER	10/6	74	203	2.7	0	51/at TCU

CAREER BESTS

PASSING
Attempts: 63 vs. Texas Tech (11/11/17)
Completions: 43 vs. Texas Tech (11/11/17)
Yards: 417 vs. Texas Tech (11/11/17)
Touchdowns: 3 at UTSA (9/8/18); at Kansas (11/4/17); vs. Texas Tech (11/11/17)
Longest Pass: 58 at TCU (11/24/17)
200-Yard Games: Season (4); Career (4) (Last at TCU 11/24/17)
300-Yard Games: Season (3); Career (4) (Last at UTSA 9/8/18)
400-Yard Games: Season (1); Career (1) (Last vs. Texas Tech 11/11/17)

RUSHING
Attempts: 13 vs. Texas (10/28/17)
Yards: 49 at TCU (11/24/17)
Touchdowns: N/A
Longest Rush: 51 at TCU (11/24/17)
100-Yard Games: Season (0); Career (0)
200-Yard Games: Season (0); Career (0)

PLAYER SPOTLIGHTS



38
KOBY BULLARD
 FB • 6-1 • 231 • JR. • SQ
 LA VERNIA, TEXAS (LA VERNIA HS)

2018 (Junior): Appeared in the Bears' season opener vs. ACU and at UTSA.

BULLARD CAREER STATISTICS

OFFENSIVE

YEAR	G/GS
2018	2/0
CAREER	2/0



25
TRESTAN EBNER
 RB • 5-11 • 203 • SO. • 1L
 HENDERSON, TEXAS (HENDERSON HS)

2018 (Sophomore): Rushed for 28 yards on 3 carries with 2 receptions for 39 yards vs. ACU .. owns one career 100-yard receiving game (WVU, 2017).

EBNER CAREER STATISTICS

RUSHING

YEAR	G/GS	ATT	YD	AVG	TD	LP/OPPONENT
2017	11/0	23	121	5.3	2	40/WVU (TD)
2018	2/0	4	33	8.3	0	17/ACU
CAREER	13/0	27	154	5.7	0	40/WVU (TD)

RECEIVING

YEAR	G/GS	REC	YD	AVG	TD	LP/OPPONENT
2017	11/0	20	267	13.4	3	58/at TCU (TD)
2018	2/0	3	48	16.0	0	23/vs. ACU
CAREER	13/0	23	315	13.7	3	58/at TCU (TD)

CAREER BESTS

RUSHING
Attempts: 9 at Oklahoma State (10/14/17)
Yards: 54 vs. West Virginia (10/22/17)
Touchdowns: 1 at Oklahoma State (10/14/17); vs. West Virginia (10/22/17)
Longest Rush: 40 vs. West Virginia (10/22/17)
100-Yard Games: Season (0); Career (0)
200-Yard Games: Season (0); Career (0)

CAREER BESTS

RECEIVING
Receptions: 6 at TCU (11/24/17)
Receiving Yards: 109 vs. West Virginia (10/22/17)
Touchdowns: 2 vs. West Virginia (10/22/17)
Longest Reception: 52 vs. West Virginia (10/22/17)
100-Yard Games: Season (1); Career (1) (Last vs. WVU 10/22/17)
200-Yard Games: Season (0); Career (0)
Receiving Yards: 50 vs. Oklahoma State (9/24/16)
Touchdowns: 1 vs. NSU (9/4/16); at Rice (9/16/16)
Longest Reception: 36 vs. Oklahoma State (9/24/16)



21
JOSH FLEEKE
 WR • 5-11 • 181 • FR. • HS
 DALLAS, TEXAS (CEDAR HILL HS)

2018 (Freshman): Made collegiate debut vs. ACU (9/1), rushing for 12 yards on two attempts ... Did not see action at UTSA (9/8) ... Elite athlete that possesses the versatility to play every offensive skill position.

FLEEKE CAREER STATISTICS

RECEIVING


YEAR	G/GS	REC	YD	AVG	TD	LP/OPPONENT
2018						
CAREER						

RUSHING

YEAR	G/GS	ATT	YD	AVG	TD	LP/OPPONENT
2018	1/0	2	12	6.0	0	6/ACU

CAREER BESTS

Receptions: N/A
Receiving Yards: N/A
Touchdowns: N/A
Longest Reception: N/A
100-Yard Receiving Games: N/A
200-Yard Receiving Games: N/A



36
DREW GALITZ
 P/K • 5-11 • 205 • SR. • 3L
 ROWLETT, TEXAS (ROWLETT HS)

2018 (Senior): Punted three times for 128 total yards, average of 42.7 with a long of 45 vs. ACU (9/1) ... Knocked his first 50-yard punt of the season at UTSA (9/8), averaged 41.3 yards on three total punts for 124 yards, downing two within the 20 ... Also handled kickoff duties, kicking off seven times for four touchbacks (454 total yards) ... Senior two-time All-Big 12 punter ... 2018 first team preseason All-Big 12 (Athlon) ... Ranks fifth on team in career games played with 31 ... 2017 Ray Guy Award Watch List ... Honorable mention All-Big 12 following 2016 season ... Former prep All-American.

GALITZ CAREER STATISTICS

PUNTING

YEAR	G	NO	YDS	AVG	50+	IN20	LP/OPPONENT
2015	13	40	1,627	40.7	7	11	61/Texas Tech
2016	13	54	2,246	41.6	6	12	62/Two times
2017	5	21	950	45.2	4	5	70/at Duke
2018	2	6	252	42.0	1	2	50/at UTSA
CAREER	33	121	5075	41.9	18	39	70/at Duke

KICKING

YEAR	G/GS	KO	YDS	AVG	TB	OB
2015	13/0	0	0	N/A	0	0
2016	13/0	80	5,003	62.5	22	4
2017	5/0	24	1,414	58.9	8	2
2018	2/0	15	972	64.8	11	0
CAREER	33/0	119	7,389	62.1	41	6

PLAYER SPOTLIGHTS

PLACE-KICKING

YEAR	G/GS	PAT-A	PCT	FG-A	PCT	TP
2015	13/0	0-0	N/A	0-0	N/A	0
2016	13/0	0-0	N/A	0-1	.000	0
2017	5/0	0-0	N/A	0-0	N/A	0
CAREER	31/0	0-0	N/A	0-1	.000	0

CAREER BESTS

PUNTING

Punts: 10 at TCU (11/27/15)
 Punting Yards: 401 at TCU (11/27/15)
 Longest Punt: 70 at Duke (9/16/17)



31
HARRISON HAND
 CB • 6-0 • 192 • SO. • 1L
 CHERRY HILL, N.J. (CHERRY HILL WEST HS)

2018 (Sophomore): Physical, athletic returning starter at corner ... emerged as starting corner during his freshman season in 2017 ... one career interception ... 2017 Honorable Mention All-Big 12 (coaches).

HAND CAREER STATISTICS

DEFENSIVE									
YEAR	G/GS	UT	AT	TT	TFL-YD	QBS-YD	FF/FR	PBU	INT-YD
2017	12/9	31	11	42	0.5-0	0-0	0/0	9	1-0
2018	2/0	1	0	1	0-0	0-0	0/0	2	0-0
CAREER	14/9	32	11	43	0.5-0	0-0	0/0	10	1-0

CAREER BESTS

Tackles: 11 vs. Liberty (9/2/17)
 Solo Tackles: 7 vs. Liberty (9/2/17); at Duke (9/16/17)
 Tackles-For-Loss: 0.5 at Kansas State (9/30/17)
 Interceptions: 1 at Kansas (11/4/17)
 Forced Fumbles: N/A
 Fumble Recoveries: N/A
 Pass Breakups: 2 vs. Liberty (9/2/17); vs. OU (9/23/17); at OSU (10/14/17); vs. WVU (10/21/17)



6
JAMYCHAL HASTY
 RB • 5-8 • 200 • JR. • 2L
 LONGVIEW, TEXAS (LONGVIEW HS)

2018 (Junior): Set a career-high mark for all-purpose yards with 169 (102 rush, 67 receiving) vs. ACU (9/1) ... 102 rushing yards vs. ACU is the second-best rushing performance of his career ... Rushed for a career-best 54-yard TD vs. ACU, finishing the day with two rushing TDs, also a career best ... Elusive and quick third-year sophomore running back ... selected by his teammates for a single-digit jersey number in 2018.

HASTY CAREER STATISTICS

RUSHING						
YEAR	G/GS	ATT	YD	AVG	TD	LP/OPPONENT
2015						redshirt
2016	12/0	119	623	5.2	3	31/at Rice
2017	8/3	76	314	4.1	1	41/Iowa State
2018	2/2	20	109	5.4	3	54/ACU (TD)
CAREER	22/5	215	1046	4.9	7	54/ACU (TD)

RECEIVING

YEAR	G/GS	REC	YD	AVG	TD	LP/OPPONENT
2015						redshirt
2016	12/0	3	26	8.7	0	21/at Rice
2017	8/3	25	105	4.2	0	17/Texas Tech
2018	2/2	5	70	14.0	1	34/ACU
CAREER	22/5	33	201	6.1	1	34/ACU

CAREER BESTS

RUSHING

Attempts: 19 at Oklahoma (11/12/16)
 Yards: 105 at Rice (9/16/16)
 Touchdowns: 2, vs. ACU (9/1/18)
 Longest Rush: 51 vs. ACU (9/1/18)
 100-Yard Games: Season (1); Career (2) (Last 9/1/18 vs. ACU)
 200-Yard Games: Season (0); Career (0)

CAREER BESTS

Receptions: 9 vs. Texas Tech (11/11/17)
 Receiving Yards: 67 vs. ACU (9/1/18)
 Touchdowns: 1 at UTSA (9/8/18)
 Longest Reception: 34 vs. ACU (9/1/18)
 100-Yard Games: Season (0); Career (0)
 200-Yard Games: Season (0); Career (0)



82
TYLER HENDERSON
 TE • 6-4 • 244 • R-FR. • RS
 KYLE, TEXAS (LEHMAN HS)

2018 (RS Freshman): Made his collegiate debut vs. ACU (9/1), but did not record a stat ... Hauled in his first collegiate reception at UTSA (9/8).

HENDERSON CAREER STATISTICS

RECEIVING						
YEAR	G/GS	REC	YD	AVG	TD	LP/OPPONENT
2018	2/0	10	-1	-1/0	0	0/0

CAREER BESTS

Receptions: N/A
 Receiving Yards: N/A
 Touchdowns: N/A
 Longest Reception: N/A
 100-Yard Games: N/A



87
CHRISTOPH HENLE
 TE • 6-6 • 251 • FR. • HS
 INNSBRUCK, AUSTRIA (THE OAKRIDGE SCHOOL)

2018 (Freshman): Made his collegiate debut vs. ACU (9/1), making one catch for seven yards ... originally from Innsbruck, Austria ... attended high school in Arlington, Texas ... spring 2018 Big 12 Commissioner's Honor Roll selection.

HENLE CAREER STATISTICS

RECEIVING						
YEAR	G/GS	REC	YD	AVG	TD	LP/OPPONENT
2018	2/1	2	19	9/5	0	12/at UTSA

PLAYER SPOTLIGHTS

CAREER BESTS

Receptions: 1 at UTSA (9/8/18); vs. ACU (9/1/18)
Receiving Yards: 12 at UTSA (9/8/18)
Touchdowns: N/A
Longest Reception: 12 at UTSA (9/8/18)
100-Yard Games: N/A



90

TYRONE HUNT

DT • 6-4 • 285 • SO. • 1L
ARP, TEXAS (ARP HS)

2018 (Sophomore): Third-year sophomore defensive lineman ... In the mix at defensive tackle ... Saw action in all 13 games as redshirt freshman with five starts ... 2016 Motel 6 Cactus Bowl Defensive MVP.

HUNT CAREER STATISTICS

DEFENSIVE									
YEAR	G/GS	UT	AT	TT	TFL-YD	QBS-YD	FF/FR	QBH	INT-YD
2015									
									redshirt
2016	13/5	20	10	30	5.0-21	2.0-15	0/0	0	0-0
2017	12/5	13	5	18	3.5-11	0-0	0/1	1	0-0
2018	0/0	0	0	0	0.0-0	0-0	0/0	0	0-0
CAREER	25/10	33	15	48	8.5-32	2.0-15	0/1	1	0-0

CAREER BESTS

Tackles: 8 at Oklahoma (11/12/16)
Solo Tackles: 6 at Oklahoma (11/12/16)
Tackles-For-Loss: 3.0 at Oklahoma (11/12/16)
Sacks: 2.0 vs. Boise State (12/27/16)
QB Hurries: 1 at Duke (9/16/17)
Forced Fumbles: N/A
Fumbles Recovered: 1 vs. Texas Tech (11/11/17)



5

JALEN HURD

WR • 6-4 • 217 • SR. • TR
HENDERSONVILLE, TENN. (TENNESSEE)

Transfer from Tennessee enrolled at Baylor in May 2017 ... Redshirted the 2017 season ... Left UT second in program history in carries (589), sixth in yards (2,638) and fifth in 100-yard games (11) ... 2016 Outback Bowl MVP ... 2015 All-SEC Associated Press Second Team ... 2015 All-SEC Coaches Second Team ... 2015 GridironNow.com All-SEC Second-Team Offense ... 2014 Campus Insiders Honorable Mention Freshman All-American.

2018 (Senior): Made his Baylor debut vs. ACU (9/1) with the start at WR, 4 receptions for 58 yards and 1 TD ... Collected his first 100-yard receiving game with 136 yards on eight receptions with 1 TD at UTSA (9/8) ... Also had a career-long 38-yard reception at UTSA.

HURD CAREER STATISTICS

RECEIVING						
YEAR	G/GS	REC	YD	AVG	TD	LP/OPPONENT
2014	13/9	35	221	6.3	2	30/at Oklahoma
2015	13/13	22	190	8.6	2	37/at Kentucky
2016	7/7	10	81	8.1	2	23/two times
2018	2/2	12	194	16.2	2	38/at UTSA
CAREER	36/32	79	686	8.7	8	38/at UTSA (2018)

RUSHING

YEAR	G/GS	ATT	YD	AVG	TD	LP/OPPONENT
2014	13/9	190	899	4.7	5	43/at Oklahoma
2015	13/13	277	1288	4.6	12	48/Vanderbilt
2016	7/7	122	473	3.7	3	28/Ohio
CAREER	33/29	589	2660	4.5	20	48/Vanderbilt 2015

CAREER BESTS

RUSHING
Attempts: 34 at Missouri (11/14/15)
Yards: 151 at Missouri (11/14/15)
Touchdowns: 3 vs. Bowling Green (9/5/15)
Longest Rush: 48 vs. Vanderbilt (11/28/15)
100-Yard Rushing Games: Season (0); Career (11)
200-Yard Rushing Games: Season (0); Career (0)

CAREER BESTS

RECEIVING
Receptions: 7 at South Carolina (11/1/14)
Receiving Yards: 136 at UTSA (9/8/18)
Touchdowns: 1, eight times
Longest Reception: 37 at Kentucky (10/31/15)
100-Yard Receiving Games: Season (1); Career (1)
200-Yard Receiving Games: Season (0); Career (0)



44

CLAY JOHNSTON

LB • 6-1 • 226 • JR. • 2L
ABILENE, TEXAS (WYLIE HS)

Fourth-year junior linebacker ... returning starter at the MIKE position ... second team preseason All-Big 12 (Phil Steele) ... Ranks fifth on team with nine straight starts ... 80 career tackles with 13.0 TFL ... Father, Kent, spent over two decades as strength and conditioning coach, most recently with the NFL's San Diego Chargers ... 2017 Honorable Mention All-Big 12 (coaches).

2018 (Junior): Made season debut at UTSA (9/8), collecting 5 tackles (2 solo), good for third-best on the team.

JOHNSTON CAREER STATISTICS

DEFENSIVE									
YEAR	G/GS	UT	AT	TT	TFL-YD	QBS-YD	FF/FR	QBH	INT-YD
2015									
									redshirted
2016	13/2	14	12	26	4.0-14	0-0	0/0	1	1-65
2017	8/8	34	20	54	9.0-29	1.0-7	1/0	3	0-0
2018	1/0	2	3	5	0.0-0	0-0	0/0	0	0-0
CAREER	22/10	50	35	85	13.0-43	1.0-7	1/0	4	1-65

CAREER BESTS

Tackles: 13 at Duke (9/16/17)
Solo Tackles: 9 vs. UTSA (9/9/17)
Tackles-For-Loss: 3.0 at Duke (9/16/17)
Sacks: 1.0 at Duke (9/16/17)
Interceptions: 1 vs. Kansas (10/15/16)
Forced Fumbles: 1 vs. Liberty (9/2/17)
Fumble Recoveries: N/A
QB Hurries: 2 at Duke (9/16/17)

PLAYER SPOTLIGHTS



84

MARQUES JONES

WR • 6-2 • 204 • JR. • 1L
MCKINNEY, TEXAS (MCKINNEY HS)

2018 Gerald Lage Academic Achievement Award from Big 12 ... 2017 Academic All-Big 12 first team ... owns a 3.98 GPA in Electrical and Computer Engineering.

2018 (Junior): Tallied first-career TD reception vs. Abilene Christian (9/1) on a 20-yard reception ... Appeared vs. UTSA (9/8), but did not record any stats.

RECEIVING

YEAR	G/GS	REC	YD	AVG	TD	LP/OPPONENT
2015			redshirt			
2016	0/0	0	0	0.0	0	--
2017	12/1	3	35	11.7	0	14/Texas
2018	2/0	1	20	20.0	1	20/ACU (TD)
CAREER	13/2	4	55	13.8	0	20/ACU (TD)

DEFENSIVE

YEAR	G/GS	UT	AT	TT	TFL-YD	QBS-YD	FF/FR	QBH	INT-YD
2015				redshirt					
2016	0/0	0	0	0	0-0	0-0	0/0	0	0-0
2017	12/1	1	1	2	0-0	0-0	0/1	0	0-0
CAREER	12/1	1	1	2	0-0	0-0	0/1	0	0-0

CAREER BESTS

Receptions: 2 vs. Texas (10/28/17)
 Receiving Yards: 23 vs. Texas (10/28/17)
 Touchdowns: 1 vs. ACU (9/1/18)
 Longest Reception: 20 vs. ACU (9/1/18)
 100-Yard Games: Season (0); Career (0)
 200-Yard Games: Season (0); Career (0)



94

XAVIER JONES

DE • 6-3 • 228 • SR. • 3L
MAGNOLIA, TEXAS (MAGNOLIA WEST HS)

Fifth-year senior defensive end ... started two games in 2017 before suffering broken leg ... owns 9.5 TFL and 2.5 sacks in career ... has played in 22 games with four starts over first three seasons of competition ... completed undergraduate degree in December 2017.

2018 (Senior): Appeared in both games so far on the season, registering 1 solo tackle vs. ACU (9/1) and 1 assisted tackle at UTSA (9/8).


X. JONES CAREER STATISTICS

DEFENSIVE

YEAR	G/GS	UT	AT	TT	TFL-YD	QBS-YD	FF/FR	QBH	INT-YD
2014				redshirt					
2015	5/0	1	0	1	0-0	0-0	0/0	0	0-0
2016	13/2	15	9	24	7.5-27	1.0-9	1/0	1	0-0
2017	4/2	2	4	6	2.0-5	1.5-3	0/0	0	0-0
2018	2/1	1	1	2	1.0-1	0-0	0/0	0	0-0
CAREER	23/4	19	13	32	10.5-33	2.5-12	1/0	1	0-0

CAREER BESTS

Tackles: 6 at Texas (10/29/16)
 Solo Tackles: 3 vs. OSU (9/24/16); at Texas (10/29/16)
 Tackles for loss: 2.0 vs. OSU (9/24/16); at Texas (10/29/16)
 Sacks: 1.5 vs. UTSA (9/9/17)
 Forced Fumbles: 1 at Texas (10/29/16)
 QB Hurries: 1 at Oklahoma (11/12/16)



49

CHAD KELLY

LB • 6-1 • 232 • SO. • 1L
GRAPEVINE, TEXAS (FAITH CHRISTIAN HS)

2018 (Sophomore): Third-year sophomore ... collected career-high marks vs. ACU (9/1), with a career-high 6 tackles (5 solo), good for second-best on the team ... also collected first TFL for 2 yards in the win... father Jay and brother Clint both lettered for the Bears ... 2017 Academic All-Big 12 first team.

KELLY CAREER STATISTICS

DEFENSIVE

YEAR	G/GS	UT	AT	TT	TFL-YD	QBS-YD	FF/FR	QBH	INT-YD
2016				redshirt					
2017	8/0	2	0	2	0-0	0-0	0/0	0	0-0
2018	2/0	6	1	7	1.0-2	0-0	0/0	0	0-0
CAREER	10/0	8	1	9	1.0-2	0-0	0/0	0	0-0

CAREER BESTS

Tackles: 6 vs. ACU (9/1/18)
 Solo Tackles: 5 vs. ACU (9/1/18)
 Tackles for loss: 1.0 vs. ACU (9/1/18)
 Sacks: N/A
 Forced Fumbles: N/A
 QB Hurries: N/A



9

IRA LEWIS

DT • 6-3 • 290 • SR. • 3L
HOUSTON, TEXAS (LAMAR HS)

Fifth-year senior returning starter at defensive tackle ... 2018 first team Preseason All-Big 12 (Phil Steele), second team Preseason All-Big 12 (Lindy's), second team All-Texas Defense (Dave Campbell), third team Preseason All-Big 12 (Athlon) ... Voted into single-digit jersey by teammates in August 2017 ... 2017 second-team All-Big 12 honoree by Phil Steele ... 2017 Honorable Mention All-Big 12 (coaches) ... Ranks fourth in career starts on team with 19 ... completed undergraduate degree in May 2018.

2018 (Senior): Tallied 2 tackles (1 solo) vs. ACU (9/1) ... Collected his first sack of the year for 10 yards at UTSA (9/8), 2 solo tackles.

LEWIS CAREER STATISTICS

DEFENSIVE

YEAR	G/GS	UT	AT	TT	TFL-YD	QBS-YD	FF/FR	QBH	INT-YD
2014				redshirt					
2015	5/0	0	0	0	0-0	0-0	0/0	0	0-0
2016	13/7	21	15	36	7.5-34	3.0-20	0/1	3	0-0
2017	12/12	20	14	34	11.5-47	5.5-39	0/0	1	0-0
2018	2/2	3	1	4	1.0-10	1.0-10	0/0	0	0-0
CAREER	32/20	42	30	72	19.0-81	8.5-59	0/1	4	0-0

PLAYER SPOTLIGHTS

CAREER BESTS

Tackles: 8 at Iowa State (10/1/16)
Solo Tackles: 4 at Duke (9/16/17)
Tackles-For-Loss: 3.0 vs. Northwestern State (9/2/16)
Sacks: 1.0, seven times, last at UTSA (9/8/18)
Forced Fumbles: N/A
Fumbles Recovered: 1 vs. Kansas (10/15/16)
QB Hurries: 1, four times, last vs. Oklahoma (9/23/17)



43

JAMES LOCKHART

DE • 6-3 • 261 • JR. • TR
 ENNIS, TEXAS (TEXAS A&M)

2018 (Junior): Made Baylor debut with a start at RUSH vs. ACU (9/1) ... collected first-career sack for five yards vs. ACU ... Transfer from Texas A&M enrolled at Baylor in January 2017 ... Redshirted the 2017 season and retained two years of eligibility ... Played in 16 games in his career at Texas A&M.

LOCKHART CAREER STATISTICS

DEFENSIVE

YEAR	G/GS	UT	AT	TT	TFL-YD	QBS-YD	FF/FR	QBH	INT-YD
2015 (A&M)	4/0	1	3	4	0-0	0-0	0/0	0	0-0
2016 (A&M)	12/0	5	3	8	1.0-5	0-0	0/0	0	0-0
2017 (BU)					redshirt				
2018 (BU)	2/2	5	1	6	1.0-5	1.0-5	0/0	1	0-0
CAREER	18/2	11	7	18	2.0-10	1.0-5	0/0	1	0-0

CAREER BESTS

Tackles: 4 vs. ACU (9/1/18)
Solo Tackles: 4 vs. ACU (9/1/18)
Tackles-For-Loss: 1.0, twice, last vs. ACU (9/1/18)
Sacks: 1.0 vs. ACU (9/1/18)



7

JOHN LOVETT

RB • 6-0 • 203 • SO. • 1L
 BURLINGTON, N.J. (CHEROKEE HS)

2018 (Sophomore): Set career-highs in rushing yards (115) and touchdowns in a game (3) vs. ACU (9/1) ... The 100-yard rushing performance vs. ACU was the first of his career ... Second-year all-around back ... Voted single-digit number by teammates in August 2017 and again in August 2018.

LOVETT CAREER STATISTICS

RUSHING

YEAR	G/GS	ATT	YD	AVG	TD	LP/OPPONENT
2017	11/4	98	445	4.5	5	74/at Kansas State (TD)
2018	2/0	21	162	7.7	3	31/ACU (TD)
CAREER	13/4	119	607	5.1	8	74/at Kansas State (TD)

RECEIVING

YEAR	G/GS	REC	YD	AVG	TD	LP/OPPONENT
2017	11/4	7	20	2.9	0	6/ISU
2018	2/0	0	0	0.0	0	0/0
CAREER	13/4	7	20	2.9	0	6/ISU (2017)

CAREER BESTS

RUSHING

Attempts: 18 vs. UTSA (9/9/17)
Yards: 115 vs. ACU (9/1/18)
Touchdowns: 3 vs. ACU (9/1/18)
Longest Rush: 74 at Kansas State (9/30/17) (TD)
100-Yard Games: Season (1); Career (1)
200-Yard Games: Season (0); Career (0)

RECEIVING

Receptions: 3 vs. UTSA (9/9/17)
Receiving Yards: 10 vs. UTSA (9/9/17)
Touchdowns: N/A
Longest Reception: 6 vs. ISU (11/18/17)
100-Yard Games: Season (0); Career (0)
200-Yard Games: Season (0); Career (0)



21

BLAKE LYNCH

S • 6-3 • 213 • JR. • 2L
 GILMER, TEXAS (GILMER HS)

Dynamic, all-around athlete that is expected to contend for starting spot at safety in 2018 ... played both corner and wide receiver in 2017, making starts at both positions ... Had 18 tackles and six PBUs as a defensive back ... totaled 17 catches for 269 yards with one TD at wide out in 2017 ... Saw action at both running back and receiver in 2016 ... Early enrollee in January 2015 ... Former prep All-American ... Served on mission trip to Brazil during summer 2017 ... Big 12 Academic All-Rookie Team.

2018 (Junior): Has played at both linebacker and safety this season ... Earned first start of the season at UTSA (9/8), making three solo tackles.

B. LYNCH CAREER STATISTICS

RECEIVING

YEAR	G/GS	REC	YD	AVG	TD	LP/OPPONENT
2015						redshirt
2016	11/3	34	404	11.9	3	57/at Iowa State
2017	12/5	17	269	15.8	1	54/at TCU
CAREER	23/8	51	673	13.2	4	57/at Iowa State

RUSHING

YEAR	G/GS	ATT	YD	AVG	TD	LP/OPPONENT
2015						redshirt
2016	11/3	12	80	6.7	0	21/at Oklahoma
2017	12/5	1	-1	-1.0	0	-1/at Duke
CAREER	23/8	13	79	6.1	0	21/at Oklahoma

DEFENSIVE

YEAR	G/GS	UT	AT	TT	TFL-YD	QBS-YD	FF/FR	PBU	INT-YD
2015									
2016	11/3	1	0	1	0-0	0-0	0/0	0	0-0
2017	12/5	13	5	18	0-0	0-0	0/0	6	0-0
2018	2/1	4	1	5	0-0	0-0	0/0	0	0-0
CAREER	25/9	18	6	24	0-0	0-0	0/0	6	0-0

CAREER BESTS

RECEIVING

Receptions: 7 vs. Texas Tech (11/11/17)
Receiving Yards: 110 at TCU (11/24/17)
Longest Reception: 57 at ISU (10/1/16)
Touchdowns: 1, four times, last at TCU (11/24/17)
100-Yard Games: Season (1); Career (1)
200-Yard Games: Season (0); Career (0)

PLAYER SPOTLIGHTS

RUSHING

Attempts: 6 at Oklahoma (11/12/16)
Yards: 58 at Oklahoma (11/12/16)
Touchdowns: N/A
Longest Rush: 21 at Oklahoma (11/12/16)
100-Yard Games: Season (0); Career (0)

DEFENSE

Tackles: 4 vs. Liberty (9/2/17); vs. UTSA (9/9/17); at KSU (9/30/17)
Solo Tackles: 4 vs. Liberty (9/2/17)
PBUs: 2 vs. Liberty (9/2/17); at Oklahoma State (10/14/17)



93

JAMES LYNCH

DT • 6-4 • 285 • SO. • 1L
ROUND ROCK, TEXAS (ROUND ROCK HS)

Athletic, physical defender that finished second on team with 3.0 sacks in 2017 ... 2017 ESPN Freshman All-American.

2018 (Sophomore): Made first-career start vs. ACU (9/1) ... Had 2 tackles (1 solo) and collected first-career QBH ... Had 4 tackles (2 solo) with 2.5 TFL at UTSA (9/8).

J. LYNCH CAREER STATISTICS

DEFENSIVE

YEAR	G/GS	UT	AT	TT	TFL-YD	QBS-YD	FF/FR	QBH	INT-YD
2017	11/0	15	5	20	5.0-21	3.0-18	0/1	0	0-0
2018	2/2	4	2	6	3.5-19	1.0-2	0/0	2	0-0
CAREER	13/2	19	7	26	8.5-40	4.0-20	0/1	2	0-0

CAREER BESTS

Tackles: 7 at TCU (11/24/17)
Solo Tackles: 5 at TCU (11/24/17)
Tackles-For-Loss: 2.0 vs. Texas (10/28/17)
Sacks: 1.0 vs. WVU (10/21/17); vs. Texas (10/28/17); vs. TTU (11/11/17)
Forced Fumbles: N/A
Fumbles Recovered: 1 at Kansas (11/4/17)
QB Hurries: 1 vs. ACU (9/1/18)



96

CONNOR MARTIN

K/P • 5-9 • 173 • JR. • 2L
FRISCO, TEXAS (CENTENNIAL HS)

Junior place kicker who currently holds Baylor career record for field goal percentage (.862) and ranks tied for 10th in BU's career FGs made list (25) ... 2018 third team preseason All-Big 12 (Athlon) ... fourth team Preseason All-Big 12 (Phil Steele) ... Primary option on field goals and extra points, took over punting in 2017 after Drew Galitz's injury vs. Oklahoma ... 2017 Honorable Mention All-Big 12 (coaches).

2018 (Junior): Has started the season 5-for-5 in field goals ... Hit a new career mark with a 50 yard field goal vs. ACU (9/1), the longest since a 51 yarder by Aaron Jones vs. Iowa State in 2013 ... Was 7-7 in extra points, setting a new career-record of made extra points in a game ... Finished with 13 total points (7 extra points, 2 field goals) ... At UTSA was 3-for-3 in field goals on the day, connecting with a 47 yarder in the 1st quarter., a 32 yarder in the 2nd quarter and a 38 yarder in the 3rd quarter ... Also connected 4-for-4 on extra points.

MARTIN CAREER STATISTICS

PLACE-KICKING

YEAR	G/GS	PAT-A	PCT	FG-A	PCT	TP
2016	2/0	5-5	1.000	0-0	--	5
2017	12/0	29-30	96.7	20-24	83.3	89
2018	2/0	11-11	1.000	5-5	1.000	26
CAREER	16/0	45-46	97.8	25-29	.862	120

CAREER BESTS

Longest FG: 50 vs. ACU (9/1/18)
Most FGs: 4 vs. Oklahoma (9/23/17)
Most PATs: 7 vs. ACU (9/1/18)
Most Points: 15 vs. Oklahoma (9/23/17)



46

ROSS MATISCIK

LS/LB • 6-0 • 230 • JR. • 2L
MCKINNEY, TEXAS (MCKINNEY BOYD HS)

Primary long snapper on punts and starting linebacker ... Also serves as backup holder ... second team Preseason All-Big 12 (Phil Steele) ... 2018 David Binn Award preseason watch list ... 2016 and 2017 Academic All-Big 12 second team ... graduated with a degree in supply chain management in August 2018.

2018 (Junior): Earned his first career start at linebacker vs. ACU (9/1) ... Finished with five tackles (three solo) good for third-most in the game ... Made 1 tackle at UTSA (9/8) after earning his second start of the season.

MATISCIK CAREER STATISTICS

DEFENSIVE

YEAR	G/GS	UT	AT	TT	TFL-YD	QBS-YD	FF/FR	PBU	INT-YD
2015									
2016	12/0	1	0	1	0-0	0-0	0/0	0	0-0
2017	12/0	3	1	4	0-0	0-0	1/1	0	0-0
2018	2/2	4	2	6	0-0	0-0	0/0	0	0-0
CAREER	26/2	8	3	11	0-0	0-0	1/1	0	0-0



19

JALAN MCCLENDON

QB • 6-5 • 219 • SR. • TR
CHARLOTTE, N.C. (NORTH CAROLINA ST.)

2018 (Senior): Made his Baylor debut vs. ACU (9/1), throwing for 173 yards on 10-of-13 passing and two TDs and no INTs ... totaled career-highs in yards, completions, attempts, and touchdowns ... set a new career-long pass completion, connecting JaMycaal Hasty on a 34-yard pass in the first quarter vs. ACU ... Graduate transfer quarterback from North Carolina State ... completed his undergraduate degree at NC State in May 2018 ... Enrolled at Baylor in June 2018.

MCCLENDON CAREER STATISTICS

PASSING

YEAR	G/GS	CMP	ATT	PCT	YDS	INT	TD	EFF.	LP/OPPONENT
2015	7/0	8	14	57.1	69	0	0	98.54	21/at S. Alabama
2016	10/0	16	30	53.3	176	4	1	86.94	29/William & Mary
2017	3/0	2	3	66.7	17	0	0	114.27	9/Furman
2018	2/0	13	19	68.4	212	0	2	196.9	55/ACU
CAREER	22/0	39	66	59.1	474	4	3		55/ACU

PLAYER SPOTLIGHTS

RUSHING

YEAR	G/GS	ATT	YD	AVG	TD	LP/OPPONENT
2015	7/0	5	11	2.2	0	7/at South Alabama
2016	10/0	35	145	4.1	2	20/Notre Dame
2017	3/0	6	67	11.2	0	29/Furman
2017	2/0	2	-2	-1	0	0/UTSA
CAREER	22/0	48	221	4.6	2	29/Furman

CAREER BESTS

PASSING

Attempts: 9 vs. William & Mary (9/1/16)
Completions: 6 vs. William & Mary (9/1/16)
Yards: 88 vs. William & Mary (9/1/16)
Touchdowns: 1 vs. Old Dominion (9/17/16)
Longest Pass: 29 vs. William & Mary (9/1/16)
200-Yard Games: Season (0); Career (0)
300-Yard Games: Season (0); Career (0)
400-Yard Games: Season (0); Career (0)

RUSHING

Attempts: 10 vs. Notre Dame (10/8/16)
Yards: 67 vs. Furman (9/16/17)
Touchdowns: 2 vs. Old Dominion (9/17/16)
Longest Rush: 29 vs. Furman (9/16/17)
100-Yard Games: Season (0); Career (0)
200-Yard Games: Season (0); Career (0)



42

JAIRON MCVEA

S • 5-11 • 181 • SO. • 1L
RICHMOND, TEXAS (GEORGE RANCH HS)

2018 (Sophomore): Made 2018 debut vs. ACU (9/1) ... Also played at UTSA (9/8), but did not record a stat ... Speedy defensive back ... Reserve safety and key contributor on special teams ... Clocked as high as 4.32 in 40-yard dash.

MCVEA CAREER STATISTICS

DEFENSIVE

YEAR	G/GS	UT	AT	TT	TFL-YD	QBS-YD	FF/FR	PBU	INT-YD
2016				redshirt					
2017	10/1	13	1	14	0-0	0-0	0/0	0	0-0
2018	2/0	0	0	0	0-0	0-	0/0	0	0-0
CAREER	12/1	13	1	14	0-0	0-0	0/0	0	0-0

CAREER BESTS

Tackles: 6 vs. Liberty (9/2/17)
Solo Tackles: 6 vs. Liberty (9/2/17)
Tackles-For-Loss: N/A
Interceptions: N/A
Forced Fumbles: N/A
Fumble Recoveries: N/A
Pass Breakups: N/A



3

CHRIS MILLER

S • 6-0 • 188 • JR. • 2L
FRISCO, TEXAS (LONE STAR HS)

2018 (Junior): Started at safety vs. ACU, led the team with seven tackles (five solo) ... Finished fourth on the team with 4 tackles (3 solo) at UTSA.

C. MILLER CAREER STATISTICS

DEFENSIVE

YEAR	G/GS	UT	AT	TT	TFL-YD	QBS-YD	FF/FR	PBU	INT-YD
2016	8/0	4	2	6	0-0	0-0	0/0	0	0-0
2017	11/1	15	13	28	0-0	0-0	0/1	2	0-0
2018	2/2	8	3	11	0-0	0-0	0/0	0	0-0
CAREER	21/3	27	18	45	0-0	0-0	0/1	2	0-0

CAREER BESTS

Tackles: 7 vs. ACU (9/1/18)
Solo Tackles: 5 vs. ACU (9/1/18), UTSA (9/9/17)
Tackles-For-Loss: N/A
Interceptions: N/A
Forced Fumbles: N/A
Fumble Recoveries: 1 vs. Oklahoma (9/23/17)
Pass Breakups: 1 at Oklahoma State (10/14/17); at TCU (11/24/17)



15

DENZEL MIMS

WR • 6-3 • 208 • JR. • 2L
DAINGERFIELD, TEXAS (DAINGERFIELD HS)

2018 first team preseason All-Big 12 (Media, Athlon, Phil Steele, Lindy's) ... 2018 first team preseason All-Texas (Dave Campbell's Texas Football) ... 2018 Biletnikoff Preseason Watch List ... 2017 second-team All-Big 12 honoree by coaches, Athlon, Pro Football Focus and Phil Steele ... Ranks 21st on Baylor's career receiving yards list (1,324) ... one of three returning 1,000-yard receivers in the Big 12 (Gary Jennings, West Virginia; Marquise Brown, Oklahoma).

2018 (Junior): Opened 2018 with three catches for 80 yards vs. ACU (9/1) ... Had his first 100-yard receiving performance of the season at UTSA (9/8), finishing with 1 TD (first of the season) on 8 receptions for 133 yards ... Now has six 100-yard rushing performances, ranking 11th-best in program history.

RECEIVING

YEAR	G/GS	REC	YD	AVG	TD	LP/OPPONENT
2016	11/1	4	24	6.0	0	10/at Rice
2017	12/11	61	1,087	17.8	8	71/Oklahoma (TD)
2018	2/2	11	213	19.4	1	55/ACU
CAREER	25/13	76	1,324	17.4	9	71/Oklahoma (TD) (2017)

CAREER BESTS

Receptions: 12 vs. Texas Tech (11/11/17)
Receiving Yards: 192 vs. Oklahoma (9/23/17)
Touchdowns: 3 vs. Oklahoma (9/23/17)
Longest Reception: 71 vs. Oklahoma (9/23/17) (TD)
100-Yard Games: Season (5); Career (5) (Last vs. Texas Tech 11/11/17)
200-Yard Games: Season (0); Career (0)



29

CHRISTIAN MORGAN

S • 6-1 • 200 • FR. • HS
HOUSTON, TEXAS (PORTER HS)

Athletic, rangy safety prospect ... Enrolled January 2018 ... owned the top Nike SPARQ score for the class of 2018 - 144.00.
2018 (Freshman): Made his collegiate debut vs. ACU (9/1), did not record a stat ... Collected his first tackle at UTSA (9/8).

PLAYER SPOTLIGHTS

MORGAN CAREER STATISTICS

DEFENSIVE

YEAR	G/GS	UT	AT	TT	TFL-YD	QBS-YD	FF/FR	PBU	INT-YD
2018	2/0	0	1	1	0-0	0-0	0/0	0	0-0

CAREER BESTS

Tackles: 1 at UTSA (9/8/18)

Solo Tackles:

Tackles-For-Loss:

Interceptions:

Forced Fumbles:

Fumble Recoveries:

Pass Breakups:



13

TONY NICHOLSON

WR • 5-10 • 192 • JR. • 2L
GRAND PRAIRIE, TEXAS (S. GRAND PRAIRIE HS)

2018 (Junior): Returned one punt for 21 yards vs. ACU (9/1). 2018 fourth team Preseason All-Big 12 (Phil Steele) ... First-team All-Big 12 (Phil Steele) and honorable mention All-Big 12 returner (coaches) in 2016 ... 2016 Big 12 leader in punt return yards (10.21) ... Moved to offense from defensive back in 2016 fall camp.

NICHOLSON CAREER STATISTICS

RECEIVING

YEAR	G/GS	REC	YD	AVG	TD	LP/OPPONENT
2015			redshirt			
2016	13/0	0	0	0.0	0	--
2017	11/7	41	344	8.4	0	41/Oklahoma
2018	2/0	0	0	0	0	
CAREER	26/7	41	344	8.4	0	41/Oklahoma

RUSHING

YEAR	G/GS	ATT	YD	AVG	TD	LP/OPPONENT
2015			redshirt			
2016	13/0	1	3	3.0	0	3/Kansas State
2017	11/7	4	41	10.2	0	31/UTSA
2018	2/0	0	0	0	0	
CAREER	26/7	5	44	8.8	0	31/UTSA

KICK RETURNS

YEAR	G/GS	RET	YD	AVG	TD	LP/OPPONENT
2015			redshirt			
2016	13/0	18	339	18.8	0	28/Texas Tech
2017	11/7	0	0	N/A	0	N/A
2018	2/0	0	0	0	0	
CAREER	26/7	18	339	18.8	0	28/Texas Tech

PUNT RETURNS

YEAR	G/GS	RET	YD	AVG	TD	LP/OPPONENT
2015			redshirt			
2016	13/0	19	194	10.2	0	44/Northwestern State
2017	11/7	6	70	11.7	0	42/Oklahoma
2018	2/0	2	24	12.0	0	21/ACU
CAREER	26/7	25	264	10.6	0	44/Northwestern State

CAREER BESTS

RECEIVING

Receptions: 7 vs. Oklahoma (9/23/17)

Receiving Yards: 74 vs. Oklahoma (9/23/17)

Longest Reception: 41 vs. Oklahoma (9/23/17)

100-Yard Games: Season (0); Career (0)

200-Yard Games: Season (0); Career (0)

RUSHING

Attempts: 2 at Kansas State (9/30/17)

Yards: 31 vs. UTSA (9/9/17)

Longest Rush: 31 vs. UTSA (9/9/17)

100-Yard Games: Season (0); Career (0)

200-Yard Games: Season (0); Career (0)

KICK RETURNS

Returns: 6 vs. TCU (11/5/16)

Yards: 102 vs. TCU (11/5/16)

Longest Return: 28 vs. Texas Tech (11/25/16)

PUNT RETURNS

Returns: 4 vs. Northwestern State (9/2/16)

Yards: 83 vs. Northwestern State (9/2/16)

Longest Return: 44 vs. Northwestern State (9/2/16)



98

CHIDI OGBONNAYA

DT • 6-5 • 275 • R-FR. • RS
HOUSTON, TEXAS (LANGHAM CREEK HS)

2018 (RS Freshman):

OGBONNAYA CAREER STATISTICS

DEFENSIVE

YEAR	G/GS	UT	AT	TT	TFL-YD	QBS-YD	FF/FR	QBH	INT-YD
2018	2/0	0	1	1	0-0	0-0	0/0	0	0-0

CAREER BESTS

Tackles: 1 vs. ACU (9/1)

Solo Tackles: N/A

Tackles for loss: N/A

Sacks: N/A

QB Hurries: N/A

Forced Fumbles: N/A

Fumbles Recovered: N/A

Safeties: N/A



24

JALEN PITRE

LB • 6-0 • 206 • SO. • 1L
STAFFORD, TEXAS (STAFFORD HS)

2018 (Sophomore): Rangy, returning starter at linebacker ... Made 2018 debut vs. ACU (9/1) where he tallied 3 tackles (1 solo) ... Made 2 tackles (1 solo) at UTSA (9/8).

DEFENSIVE

YEAR	G/GS	UT	AT	TT	TFL-YD	QBS-YD	FF/FR	PBU	INT-YD
2017	12/8	29	8	37	3.0-12	1.0-6	0/0	1	0-0
2018	2/0	2	3	5	1.0-1	0-0	0/0	0	0-0
CAREER	13/8	31	11	42	4.0-13	1.0-6	0/0	1	0-0

PLAYER SPOTLIGHTS

CAREER BESTS

Tackles: 7 vs. Liberty (9/2/17)
Solo Tackles: 5 vs. Liberty (9/2/17); at TCU (11/24/17)
Tackles-For-Loss: 1.0 vs. UTSA (9/9/17); at OSU (10/14/17); at Kansas (11/4/17)
Sacks: 1 at Kansas (11/4/17)
Interceptions: N/A
Forced Fumbles: N/A
Fumble Recoveries: N/A
QB Hurries: 1 at Duke (9/16/17)



14 CHRIS PLATT

WR • 5-11 • 170 • SR. • 3L
WILLIS, TEXAS (WILLIS HS)

2018 (Senior): Made 2018 debut vs. ACU (9/1) with three catches for 40 total yards ... Fifth-year senior ultra-fast receiver and returner ... missed final eight games of 2017 due to knee injury ... 2018 fourth team preseason All-Big 12 (Athlon) ... second team All-Texas (DCTF) ... Ranks 25th on Baylor's career receiving yards list (1,123) ... Five of 10 career TD catches have been 70 or more yards, four came in 2017 ... Ranks tied for second (Terrance Williams) at Baylor in career catches of 70 or more yards (5) ... Competed for Baylor track and field squad in 2017 ... Season-best of 47.49 in 400 meters ... Earned All-America honors in 4x400m relay ... Helped 4x400m team to Big 12 title in 2017 ... Also ran on Baylor's 4x400-meter relay team at 2015 NCAA Outdoor meet ... completed undergrad degree in May 2018.

PLATT CAREER STATISTICS

RECEIVING						
YEAR	G/GS	REC	YD	AVG	TD	LP/OPPONENT
2014						redshirt
2015	13/1	11	155	14.1	1	42/SMU (TD)
2016	13/9	35	567	16.2	4	89/Oklahoma State (TD)
2017	4/4	16	401	25.1	5	79/at Duke (TD)
2018	2/2	7	93	13.3	0	18/ACU
CAREER	32/16	69	1,216	17.6	10	89/Oklahoma St. 2016 (TD)

KICK RETURNS

YEAR	G/GS	NO	YD	AVG	TD	LP/OPPONENT
2014						redshirt
2015	13/1	13	359	27.6	0	84/West Virginia
2016	13/9	0	0	0.0	0	--
2017	4/4	2	24	12.0	0	14/Liberty
2018	2/2	0	0	0.0	0	--
CAREER	32/16	15	383	25.5	0	84/West Virginia

CAREER BESTS

Receptions: 6 vs. Boise State (12/27/16)
Receiving Yards: 148 at Duke (9/16/17)
Longest Reception: 89 vs. Oklahoma State (9/24/16) (TD)
Touchdowns: 2 vs. Oklahoma State (9/24/16); vs. Liberty (9/2/17); at Duke (9/16/17)
100-Yard Games: Season (2); Career (3) (Last at Duke 9/16/17)
200-Yard Games: Season (0); Career (0)



52 GREG ROBERTS

DE • 6-5 • 264 • SR. • 3L
NACOGDOCHES, TEXAS (NACOGDOCHES HS)

Fifth-year senior defensive lineman ... can play both inside and outside on the line ... Played in 31 games in his career with 16 starts ... Ranks fifth on team in career starts with 16 ... Father, Greg Sr., is former NFL player and 1978 Outland Trophy award winner ... completed undergraduate degree in May 2018.

2018 (Senior): Made season debut in the second half at UTSA, collecting one tackle.

ROBERTS CAREER STATISTICS

DEFENSIVE									
YEAR	G/GS	UT	AT	TT	TFL-YD	QBS-YD	FF/FR	QBH	INT-YD
2014									
2015	5/0	2	0	2	0-0	0-0	0/0	0	0-0
2016	13/10	16	11	27	3.5-12	0-0	1/0	5	0-0
2017	12/6	14	5	19	4.0-6	0-0	0/0	0	0-0
2018	1/0	0	1	1	0.0-0	0-0	0/0	0	0-0
CAREER	31/16	32	17	49	7.5-18	0-0	1/0	5	0-0

CAREER BESTS

Tackles: 6 at West Virginia (12/3/16)
Solo Tackles: 4 vs. TCU (11/5/16); at West Virginia (12/3/16)
Tackles for loss: 2.0 vs. TCU (11/5/16)
Sacks: N/A
QB Hurries: 2 vs. SMU (9/10/16)
Forced Fumbles: 1 vs. Boise State (12/27/16)
Fumbles Recovered: N/A
Blocked Field Goals: 1 vs. UTSA (9/9/17); vs. Texas (10/28/17)



99 BRAVVION ROY

DT • 6-1 • 330 • JR. • 2L
SPRING, TEXAS (SPRING HS)

2018 (Junior): Collected five tackles (three solo), good for second-most on the team at UTSA (9/8) ... Started vs. ACU (9/1) at nose tackle, but did not record a stat ... one of the strongest players on the team ... Has played in 25 games with five starts in his career.

ROY CAREER STATISTICS

DEFENSIVE									
YEAR	G/GS	UT	AT	TT	TFL-YD	QBS-YD	FF/FR	QBH	INT-YD
2016	9/1	5	2	7	0-0	0-0	0/0	0	0-0
2017	12/4	16	15	31	3.0-4	0.5-0	0/0	0	0-0
2018	2/2	3	2	5	0-0	0-0	0/0	0	0-0
CAREER	23/7	24	19	43	3.0-4	0.5-0	0/0	0	0-0

CAREER BESTS

Tackles: 8 at Duke (9/16/17)
Solo Tackles: 3 at UTSA (9/8/18), at Duke (9/16/17); vs. ISU (11/18/17)
Tackles for loss: 1.5 at Duke (9/16/17)
Sacks: 0.5 at TCU (11/24/17)
QB Hurries: 1 vs. SMU (9/10/16)
Forced Fumbles: N/A
Fumbles Recovered: N/A
Safeties: 1 at TCU (11/24/17)

PLAYER SPOTLIGHTS



91

ROB SAULIN

DT • 6-5 • 280 • R-FR. • RS
PENNSVILLE, N.J. (PENNSVILLE MEMORIAL HS)

2018 (RS Freshman): Big, athletic prospect ... collected first collegiate tackle at UTSA (9/8) ... appeared vs. ACU (9/1) but did not record a stat... redshirted freshman season an injury in September ... named to 2018 Big 12 Academic All-Rookie Team.

SAULIN CAREER STATISTICS

DEFENSIVE									
YEAR	G/GS	UT	AT	TT	TFL-YD	QBS-YD	FF/FR	QBH	INT-YD
2018	2/0	1	0	1	0-0	0-0	0/0	0	0-0

CAREER BESTS

Tackles: 1 at UTSA (9/8/18)
Solo Tackles: 1 at UTSA (9/8/18)
Tackles for loss: N/A
Sacks: N/A
QB Hurries: N/A
Forced Fumbles: N/A
Fumbles Recovered: N/A
Safeties: N/A



54

MARJE SMITH

DE • 6-4 • 217 • FR. • HS
MARSHALL, TEXAS (MARSHALL HS)

2018 (Freshman): Made collegiate debut vs. ACU (9/1/18) ... Made an appearance at UTSA (9/8) but did not collect a stat.

SMITH CAREER STATISTICS

DEFENSIVE									
YEAR	G/GS	UT	AT	TT	TFL-YD	QBS-YD	FF/FR	QBH	INT-YD
2018	2/0	0	0	0	0-0	0-0	0/0	0	0-0

CAREER BESTS

Tackles: N/A
Solo Tackles: N/A
Tackles for loss: N/A
Sacks: N/A
QB Hurries: N/A
Forced Fumbles: N/A
Fumbles Recovered: N/A
Safeties: N/A
Blocked Field Goals: N/A

Longest Reception: 19 vs. West Virginia (10/21/17)



17

POOH STRICKLIN

WR • 6-2 • 185 • JR. • 2L
WACO, TEXAS (MIDWAY HS)

2018 (Junior): Fourth-year junior wide out ... Made 2018 debut vs. ACU (9/1) ... Made an appearance at UTSA (9/8) but did not record a stat ... Has played in 18 games in his career with five starts ... Sat out 2015 as redshirt ... Local product from nearby Midway High School ... Given name is Devontre.

STRICKLIN CAREER STATISTICS

RECEIVING						
YEAR	G/GS	REC	YD	AVG	TD	LP/OPPONENT
2015			redshirt			
2016	8/3	13	226	17.4	2	45/at Texas
2017	10/2	32	414	12.9	1	49/Liberty
2018	2/0	0	0	0	0	N/A
CAREER	20/5	45	640	14.2	3	49/Liberty

CAREER BESTS

Receptions: 9 at Kansas State (9/30/17)
Receiving Yards: 102 at Kansas State (9/30/17)
Longest Reception: 49 vs. Liberty (9/2/17)
Touchdowns: 1 vs. NSU (9/2/16), vs. KSU (11/19/16); vs. Texas Tech (11/11/17)
100-Yard Games: Season (1); Career (1) (Last at Kansas State 9/30/17)
200-Yard Games: Season (0); Career (0)



13

RALEIGH TEXADA

CB • 5-10 • 176 • SO. • 1L
FRISCO, TEXAS (CENTENNIAL HS)

2018 (Sophomore): Made first-career start vs. ACU (9/1) ... Brother of former TCU cornerback Ranthony Texada ... Competed on Baylor track team in 100 and 200 meters during spring 2018.

TEXADA CAREER STATISTICS

DEFENSIVE									
YEAR	G/GS	UT	AT	TT	TFL-YD	QBS-YD	FF/FR	QBH	INT-YD
2016					redshirt				
2017	3/0	2	0	2	0-0	0-0	0/0	0	0-0
2018	2/2	0	1	1	0-0	0-0	0/0	0	0-0
CAREER	5/2	0	1	3	0-0	0-0	0/0	0	0-0

CAREER BESTS

Tackles: 1, three times
Solo Tackles: 1, two times
Tackles for loss: N/A
Sacks: N/A
QB Hurries: N/A
Forced Fumbles: N/A
Fumbles Recovered: N/A

PLAYER SPOTLIGHTS



23
DERREK THOMAS
 CB • 6-3 • 196 • SR. • TR
 ALBANY, N.Y. (TEMPLE)

2018 (Senior): Graduate transfer from Temple ... Made Baylor debut vs. ACU (9/1) tallying 1 tackle (1 solo) ... Has played in 27 career games with three starts ... Moved to defensive back from wide receivers in 2016 ... Won AAC title with Temple in 2016 ... Nickname is "DT".

THOMAS CAREER STATISTICS

DEFENSIVE									
YEAR	G/GS	UT	AT	TT	TFL-YD	QBS-YD	FF/FR	PBU	INT-YD
2014 (TEM)	6/0	0	0	0	0-0	0-0	0/0	0	0-0
2015 (TEM)				redshirt					
2016 (TEM)	13/2	22	7	29	0-0	0-0	0/0	7	0-0
2017 (TEM)	7/1	5	1	6	0-0	0-0	0/0	6	1-83
2018 (BU)	2/1	2	0	1	0-0	0-0	0/0	2	1--7
CAREER	76/4	29	8	36	0-0	0-0	0/0	13	1-76

CAREER BESTS

Tackles: 1, four times, last at UTSA (9/8)
Solo Tackles: 1, three times, last at UTSA (9/8)
Interceptions: 1 at UTSA (9/8/18); at Tulsa (11/25/17)



81
TYQUAN THORNTON
 WR • 6-3 • 165 • FR. • HS
 MIAMI, FLA. (BOOKER T. WASHINGTON HS)

2018 (Freshman): Collected his first two collegiate receptions at UTSA, one for a career-long of 25 yards, also returned 2 kickoffs for 26 yards ... Made his collegiate debut vs. ACU (9/1) ... Returned two kickoffs vs. ACU for a total of 46 yards, long of 26 ... Tall, speedy wide out that enrolled in January 2018.


THORNTON CAREER STATISTICS

RECEIVING						
YEAR	G/GS	REC	YD	AVG	TD	LP/OPPONENT
2018	2/0	2	22	11.0	0	25/at UTSA

KICK RETURNS						
YEAR	G/GS	NO	YD	AVG	TD	LP/OPPONENT
2018	2/0	4	72	36.0	0	26/ACU

CAREER BESTS

Receptions: 2 at UTSA (9/8/18)
Receiving Yards: 22 AT UTSA (9/8/18)
Touchdowns: N/A
Longest Reception: 25 at UTSA (9/8/18)
100-Yard Games: N/A
200-Yard Games: N/A



1
VERKEDRIC VAUGHNS
 S • 5-10 • 193 • SR. • 3L
 MESQUITE, TEXAS (POTEET HS)

Ranks second on team in career games played with 37 ... 2016-17 Academic All-Big 12 second team ... Two-time Big 12 Commissioner's Honor Roll selection ... served on relief mission trip to Puerto Rico in May 2018 ... earned undergraduate degree in May 2018.

2018 (Senior): Tough and aggressive fifth-year defensive back ... Made season-debut vs. ACU (9/1) where he started at safety and collected four tackles ... Appeared in the game at UTSA, but did not record a stat.

DEFENSIVE

YEAR	G/GS	UT	AT	TT	TFL-YD	QBS-YD	FF/FR	PBU	INT-YD
2014				redshirt					
2015	11/0	2	0	2	0-0	0-0	0/0	0	0-0
2016	12/4	14	0	14	0-0	0-0	0/1	7	0-0
2017	12/5	31	11	42	2.0-8	1.0-4	0/0	2	0-0
2018	2/1	4	0	4	1.0-1	0-0	0/0	0	0-0
CAREER	37/10	51	11	62	3.0-9	1.0-4	1/1	9	0-0

CAREER BESTS

Tackles: 10 vs. Liberty (9/2/17)
Solo Tackles: 9 vs. Liberty (9/2/17)
Tackles-For-Loss: 1 vs. Texas (10/28/17); at TCU (11/24/17)
Sacks: 1 vs. Texas (10/28/17)
Pass Breakups: 3 at Rice (9/16/16)
Interceptions: N/A
Forced Fumbles: 1 vs. OK State (9/24/16)
Recovered Fumbles: 1 vs. OK State (9/24/16)



40
DEONTE WILLIAMS
 DE • 6-1 • 223 • SO. • 1L
 PLANO, TEXAS (PRESTONWOOD CHRISTIAN)

2018 (Sophomore): Collected two tackles at UTSA (9/8), including his first-career sack of the season for 4 yards ... Made season-debut vs. ACU (9/1).

D. WILLIAMS CAREER STATISTICS

DEFENSIVE									
YEAR	G/GS	UT	AT	TT	TFL-YD	QBS-YD	FF/FR	QBH	INT-YD
2016				redshirt					
2017	9/4	10	5	15	1.5-2	0-0	0/1	2	0-0
2018	2/0	1	1	2	1.0-4	0-0	0/0	1	0-0
CAREER	11/4	11	6	17	2.5-6	0-0	0/1	3	0-0

CAREER BESTS

Tackles: 4 vs. UTSA (9/9/17)
Solo Tackles: 4 vs. UTSA (9/9/17)
Tackles-For-Loss: 1.0 vs. Texas Tech (11/11/17)
Sacks: 1.0 at UTSA (9/8/18)
Interceptions: N/A
Forced Fumbles: N/A
Fumble Recoveries: 1 at Duke (9/16/17)
QB Hurries: 2 vs. UTSA (9/9/17)

PLAYER SPOTLIGHTS



38

JORDAN WILLIAMS

LB • 6-0 • 220 • JR. • 2L
PARIS, TEXAS (PARIS HS)

2018 (Junior): Started at WLB vs. ACU (9/1), making four tackles (three solo), one for a loss ... Started at WLB at UTSA (9/8) but did not record a stat ... has played in 27 games with six career starts.

J. WILLIAMS CAREER STATISTICS

DEFENSIVE									
YEAR	G/GS	UT	AT	TT	TFL-YD	QBS-YD	FF/FR	QBH	INT-YD
2015									
				redshirt					
2016	13/1	20	9	29	3.0-9	1.0-3	1/0	0	0-0
2017	12/3	24	14	38	3.0-10	1.0-6	1/0	0	0-0
2018	2/2	3	1	4	1.0-1	0-0	0/0	0	0-0
CAREER	27/6	47	24	71	7.0-20	2.0-9	2/0	0	0-0

CAREER BESTS

Tackles: 14 at Oklahoma (11/12/16)
Solo Tackles: 9 at Oklahoma (11/12/16)
Tackles-For-Loss: 2.0 vs. Kansas (10/15/16)
Sacks: 1.0 vs. Kansas (10/15/16); vs. Texas Tech (11/11/17)
Forced Fumbles: 1 at West Virginia (12/3/16); vs. Texas Tech (11/11/17)
Fumbles Recovered: N/A
Interceptions: N/A



22

JT WOODS

S • 6-2 • 183 • FR. • HS
SAN ANTONIO, TEXAS (STEELE HS)

2018 (Freshman): Made collegiate debut vs. ACU (9/1) ... Collected first-career tackle vs. ACU ... Enrolled January 2018 ... plans to also run track ... named to the spring 2018 Big 12 Commissioner's Honor Roll.

WOODS CAREER STATISTICS

DEFENSIVE									
YEAR	G/GS	UT	AT	TT	TFL-YD	QBS-YD	FF/FR	PBU	INT-YD
2018	2/0	1	1	2	0-0	0-0	0/0	0	0-0
CAREER									

CAREER BESTS

Tackles: 1 at UTSA (9/8/18), vs. ACU (9/1/18)
Solo Tackles: 1 vs. ACU (9/1/18)
Tackles-For-Loss: N/A
Sacks: N/A
Pass Breakups: N/A
Interceptions: N/A
Forced Fumbles: N/A
Recovered Fumbles: N/A

BAYLOR FOOTBALL 2018

OVERALL: 2-0 (HOME 1-0, ROAD 1-0, NEUTRAL 0-0) | BIG 12 CONFERENCE: 0-0 (HOME 0-0, ROAD 0-0, NEUTRAL 0-0)

RESULTS 2-0 (0-0 BIG 12)

DATE	OPPONENT	RESULT	SCORE	ATTEND.	AP RANK	TV
Sept. 1	ABILENE CHRISTIAN	W	55-27	45,330	— —	FSN
Sept. 8	at UTSA	W	37-20	42,017	— —	Facebook
Sept. 15	DUKE					
Sept. 22	KANSAS					
Sept. 29	at Oklahoma					
Oct. 6	KANSAS STATE					
Oct. 13	at Texas					
Oct. 25	at West Virginia					
Nov. 3	OKLAHOMA STATE					
Nov. 10	at Iowa State					
Nov. 17	TCU					
Nov. 24	vs. Texas Tech					

TEAM STATISTICS

	BAYLOR	OPPONENTS
SCORING	92	47
Points Per Game	46.0	23.5
Points Off Turnovers	10	14
FIRST DOWNS	52	35
Rushing	21	13
Passing	28	20
Penalty	3	2
RUSHING YARDAGE	386	318
Yards gained rushing	416	372
Yards lost rushing	30	54
Rushing Attempts	67	53
Average Per Rush	5.8	6.0
Average Per Game	193.0	159.0
TDs Rushing	6	2
PASSING YARDAGE	714	403
Comp-Att-Int	45-69-1	45-73-2
Average Per Pass	10.3	5.5
Average Per Catch	15.9	9.0
Average Per Game	357.0	201.5
TDs Passing	5	3
TOTAL OFFENSE	1100	721
Total Plays	136	126
Average Per Play	8.1	5.7
Average Per Game	550.0	360.5
KICK RETURNS: #-Yards	5-86	5-114
PUNT RETURNS: #-Yards	5-41	1-0
INT RETURNS: #-Yards	2-21	1-0
KICK RETURN AVERAGE	17.2	22.8
PUNT RETURN AVERAGE	8.2	0.0
INT RETURN AVERAGE	10.5	0.0
FUMBLES-LOST	3-1	0-0
PENALTIES-Yards	12-123	11-67
Average Per Game	61.5	33.5
PUNTS-Yards	6-252	12-517
Average Per Punt	42.0	43.1
Net punt average	42.0	38.0
KICKOFFS-Yards	17-1102	10-579
Average Per Kick	64.8	57.9
Net kick average	40.5	44.3
TIME OF POSSESSION/Game	32:34	27:27
3RD-DOWN Conversions	10/23	11/27
3rd-Down Pct	43%	41%
4TH-DOWN Conversions	0/0	0/2
4th-Down Pct	0%	0%
SACKS BY-Yards	5-38	3-12
MISC YARDS	0	0
TOUCHDOWNS SCORED	11	5
FIELD GOALS-ATTEMPTS	5-5	4-4
ON-SIDE KICKS	1-1	0-0
RED-ZONE SCORES	(9-9) 100%	(4-5) 80%
RED-ZONE TOUCHDOWNS	(7-9) 78%	(3-5) 60%
PAT-ATTEMPTS	(11-11) 100%	(5-5) 100%
ATTENDANCE	45330	42071
Games/Avg Per Game	1/45330	1/42071
Neutral Site Games		0/0

SCORE BY QUARTERS

	1st	2nd	3rd	4th	Total
Baylor	27	31	17	17	92
Opponents	10	23	7	7	47

RUSHING

	GP	ATT.	GAIN	LOSS	NET	AVG.	TD	LONG	YPG
Lovett, John	2	21	167	5	162	7.7	3	31	81.0
Hasty, JaMycal	2	20	121	12	109	5.4	3	54	54.5
Brewer, Charlie	2	9	47	10	37	4.1	0	16	18.5
Ebner, Trestan	2	4	34	1	33	8.2	0	17	16.5
Fleeks, Josh	1	2	12	0	12	6.0	0	6	12.0
Platt, Chris	2	1	12	0	12	12.0	0	12	6.0
Smith, Abram	1	4	11	0	11	2.8	0	6	11.0
McClendon, Jalan	2	4	7	2	5	1.2	0	7	2.5
Thornton, Tyquan	2	1	3	0	3	3.0	0	3	1.5
McGuire, Garret	1	1	2	0	2	2.0	0	2	2.0
Total.....	2	67	416	30	386	5.8	6	54	193.0
Opponents.....	2	53	372	54	318	6.0	2	75	159.0

PASSING

	G	EFF	CMP-ATT-I	PCT	YDS	TD	LONG	AVG/G
Brewer, Charlie	2	159.27	31-49-1	63.3	466	3	55	233.0
McClendon, Jalan	2	196.88	13-19-0	68.4	212	2	34	106.0
Atkinson, Jared	2	402.40	1-1-0	100.0	36	0	36	18.0
Total.....	2	173.15	45-69-1	65.2	714	5	55	357.0
Opponents.....	2	116.10	45-73-2	61.6	403	3	54	201.5

RECEIVING

	G	NO	YDS	AVG	TD	LONG	AVG/G
Hurd, Jalen	2	12	194	16.2	2	38	97.0
Mims, Denzel	2	11	213	19.4	1	55	106.5
Platt, Chris	2	7	93	13.3	0	29	46.5
Hasty, JaMycal	2	5	70	14.0	1	34	35.0
Ebner, Trestan	2	3	48	16.0	0	23	24.0
Thornton, Tyquan	2	2	22	11.0	0	25	11.0
Henle, Christoph	2	2	19	9.5	0	12	9.5
Brewer, Charlie	2	1	36	36.0	0	36	18.0
Jones, Marques	2	1	20	20.0	1	20	10.0
Henderson, Tyler	2	1	-1	-1.0	0	0	-0.5
Total.....	2	45	714	15.9	5	55	357.0
Opponents.....	2	45	403	9.0	3	54	201.5

TOTAL OFFENSE

	G	PLAYS	RUSH	PASS	TOTAL	AVG/G
Brewer, Charlie	2	58	37	466	503	251.5
McClendon, Jalan	2	23	5	212	217	108.5
Lovett, John	2	21	162	0	162	81.0
Hasty, JaMycal	2	20	109	0	109	54.5
Atkinson, Jared	2	1	0	36	36	18.0
Ebner, Trestan	2	4	33	0	33	16.5
Fleeks, Josh	1	2	12	0	12	12.0
Platt, Chris	2	1	12	0	12	6.0
Smith, Abram	1	4	11	0	11	11.0
Thornton, Tyquan	2	1	3	0	3	1.5
McGuire, Garret	1	1	2	0	2	2.0
Total.....	2	136	386	714	1100	550.0
Opponents.....	2	126	318	403	721	360.5

BAYLOR FOOTBALL 2018

OVERALL: 2-0 (HOME 1-0, ROAD 1-0, NEUTRAL 0-0) | BIG 12 CONFERENCE: 0-0 (HOME 0-0, ROAD 0-0, NEUTRAL 0-0)

SCORING

	TD	FGS	PATs					SAF	PTS
			KICK	RUSH	RCV	PASS	DXP		
Martin, Connor	0	5-5	11-11	0-0	0	0-0	0	0	26
Hasty, JaMychal	4	0-0	0-0	0-0	0	0-0	0	0	24
Lovett, John	3	0-0	0-0	0-0	0	0-0	0	0	18
Hurd, Jalen	2	0-0	0-0	0-0	0	0-0	0	0	12
Jones, Marques	1	0-0	0-0	0-0	0	0-0	0	0	6
Mims, Denzel	1	0-0	0-0	0-0	0	0-0	0	0	6
Total.....	11	5-5	11-11	0-0	0	0-0	0	0	92
Opponents.....	5	4-4	5-5	0-0	0	0-0	0	0	47

PUNT RETURNS

	NO	YDS	AVG	TD	LONG
TEAM	2	4	2.0	0	0
Nicholson, Tony	2	24	12.0	0	21
Hurd, Jalen	1	13	13.0	0	13
Total.....	5	41	8.2	0	21
Opponents.....	1	0	0.0	0	0

KICK RETURNS

	NO	YDS	AVG	TD	LONG
Thornton, Tyquan	4	72	18.0	0	26
Lovett, John	1	14	14.0	0	14
Total.....	5	86	17.2	0	26
Opponents.....	5	114	22.8	0	29

INTERCEPTIONS

	NO	YDS	AVG	TD	LONG
Bernard, Terrel	1	28	28.0	0	28
Thomas, Derrek	1	-7	-7.0	0	0
Total.....	2	21	10.5	0	28
Opponents.....	1	0	0.0	0	0

FUMBLE RETURNS

	NO	YDS	AVG	TD	LONG
Total.....	0	0	0.0	0	0
Opponents.....	0	0	0.0	0	0

ALL-PURPOSE YARDS

	G	RUSH	REC	PR	KOR	IR	TOT	AVG/G
Mims, Denzel	2	0	213	0	0	0	213	106.5
Hurd, Jalen	2	0	194	13	0	0	207	103.5
Hasty, JaMychal	2	109	70	0	0	0	179	89.5
Lovett, John	2	162	0	0	14	0	176	88.0
Platt, Chris	2	12	93	0	0	0	105	52.5
Thornton, Tyquan	2	3	22	0	72	0	97	48.5
Ebner, Trestan	2	33	48	0	0	0	81	40.5
Brewer, Charlie	2	37	36	0	0	0	73	36.5
Bernard, Terrel	2	0	0	0	0	28	28	14.0
Nicholson, Tony	2	0	0	24	0	0	24	12.0
Jones, Marques	2	0	20	0	0	0	20	10.0
Henle, Christoph	2	0	19	0	0	0	19	9.5
Fleeks, Josh	1	12	0	0	0	0	12	12.0
Smith, Abram	1	11	0	0	0	0	11	11.0
McClendon, Jalen	2	5	0	0	0	0	5	2.5
TEAM	1	0	0	4	0	0	4	4.0
McGuire, Garret	1	2	0	0	0	0	2	2.0
Henderson, Tyler	2	0	-1	0	0	0	-1	-0.5
Thomas, Derrek	2	0	0	0	0	-7	-7	-3.5
Total.....	2	386	714	41	86	21	1248	624.0
Opponents.....	2	318	403	0	114	0	835	417.5

PUNTING

	NO	YDS	AVG	LONG	TB	FC	I20	50+	BLKD
Galitz, Drew	6	252	42.0	50	0	1	3	1	0
Total.....	6	252	42.0	50	0	1	3	1	0
Opponents.....	12	517	43.1	63	1	2	2	2	0

FIELD GOALS

	FGM-FGA	PCT	01-19	20-29	30-39	40-49	50-99	LG	BLK
Martin, Connor	5-5	100.0	0-0	0-0	3-3	1-1	1-1	50	0

KICKOFFS

	NO	YDS	AVG	TB	OB	RETN	NET	YDLN
Galitz, Drew	15	972	64.8	10	0			
Sedwick, Jay	2	130	65.0	2	0			
Total.....	17	1102	64.8	12	0	114	40.5	24
Opponents.....	10	579	57.9	2	1	86	44.3	20

BAYLOR FOOTBALL 2018

OVERALL: 2-0 (HOME 1-0, ROAD 1-0, NEUTRAL 0-0) | BIG 12 CONFERENCE: 0-0 (HOME 0-0, ROAD 0-0, NEUTRAL 0-0)

DEFENSIVE STATISTICS

	GP-GS	SOLO	AST	TOTAL	TFL-YDS	SACKS-YDS	INT-YDS	PBU	QBH	FR-YDS	FF	BLOCK	SAFETY
Miller,Chris	2-2	8	3	11
Black, Henry	2-2	5	3	8
Bernard, Terrel	2-0	5	3	8	1.0-12	1.0-12	1-28
Kelly, Chad	2-0	6	1	7	1.0-2
Maticsk, Ross	2-2	4	2	6	1
Lockhart, James	2-2	5	1	6	1.5-5	1.0-5	.	.	1
Lynch, James	2-2	4	2	6	3.5-19	2.0-9	.	1	2
Roy, Bravvion	2-2	3	2	5
Lynch, Blake	2-1	4	1	5
Pitre, Jalen	2-0	2	3	5	1.0-1
Johnston, Clay	1-0	2	3	5
Vaughns, Verkedric	2-1	4	.	4	1.0-1
Lewis, Ira	2-2	3	1	4	1.0-10	1.0-10
Arnold, Grayland	2-2	4	.	4
Williams, Jordan	2-2	3	1	4	1.0-1	.	.	1	1
Barnes, Kalon	2-0	1	2	3
Jones, Xavier	2-0	1	1	2	1.0-1
Woods, JT	2-0	1	1	2
Williams, Deonte	2-0	1	1	2	1.0-4	1.0-4	.	.	1
Thomas, Derrek	2-1	2	.	2	.	.	1-7	1
Roberts, Greg	1-0	.	1	1
Lovett, John	2-0	.	1	1
Saulin, Rob	2-0	1	.	1
Morgan, Christian	2-0	.	1	1
Hand, Harrison	2-0	1	.	1	.	.	.	2
Ogbonnaya, Chidi	2-0	.	1	1
Houston, Jameson	2-0	1	.	1	.	.	.	2
Texada, Raleigh	2-1	.	1	1
Total.....	2	71	36	107	13-56	5-38	2-21	7	6
Opponents.....	2	84	46	130	12.0-31	3-12	1-0	5	4	1-0	1	.	.

BAYLOR FOOTBALL 2018

OVERALL: 2-0 (HOME 1-0, ROAD 1-0, NEUTRAL 0-0) | BIG 12 CONFERENCE: 0-0 (HOME 0-0, ROAD 0-0, NEUTRAL 0-0)

GAME-BY-GAME TEAM STATS

GAME	FINAL SCORE	QUARTERS					1ST DOWNS R-P-PE TOT	RUSHING NO-YDS-TD	PASSING C-A-I YDS TD	TOT OFF ATT-YDS NO-AVG	PUNTS F-FL NO-YDS	PEN F-FL NO-YDS	3RD DNS	4TH DNS	RED ZONE	SACKS NO-YDS	FIELD GOALS	POSSESSION TIME						
		1	2	3	4	OT												OT	1	2	3	4	TOT	
Baylor	55	17	21	10	7	14-12-0	26	36-295-5	18-28-1	311 2	64-606	3-42.7	2-0	5-53	2-9	0-0	5-5	1-5	2-2	7:23	5:33	7:07	9:56	29:59
Abilene Christian	27	7	13	7	0	8-9-2	19	27-220-1	27-40-1	246 2	67-466	7-43.1	0-0	5-37	6-15	0-1	2-3	0-0	2-2	7:37	9:27	7:53	5:04	30:01
Baylor	37	10	10	7	10	7-16-3	26	31-91-1	27-41-0	403 3	72-494	3-41.3	1-1	7-70	8-14	0-0	4-4	4-33	3-3	8:04	7:42	8:23	10:59	35:08
at UTSA	20	3	10	0	7	5-11-0	16	26-98-1	18-33-1	157 1	59-255	5-43.0	0-0	6-30	5-12	0-1	2-2	3-12	2-2	6:56	7:18	6:37	4:01	24:52
Baylor																								
Duke																								
Baylor																								
Kansas																								
Baylor																								
at Oklahoma																								
Baylor																								
Kansas State																								
Baylor																								
at Texas																								
Baylor																								
at West Virginia																								
Baylor																								
Oklahoma State																								
Baylor																								
at Iowa State																								
Baylor																								
TCU																								
Baylor																								
vs. Texas Tech																								

GAME-BY-GAME OFFENSIVE STARTERS

OPPONENT	WR	LT	LG	C	RG	RT	TE	WR	QB	RB	IR	WR	FB	IR
ACU	Platt	Malin	Beard	Tecklenburg	Blackmar	Lawrence	—	Mims	Brewer	Hasty	Hurd	M. Jones		
at UTSA	Platt	Anderson	Newman	Tecklenburg	Blackmar	Lawrence	Henle	Mims	Brewer	Hasty	Hurd			
Duke														
Kansas														
at Oklahoma														
Kansas State														
at Texas														
at West Virginia														
Oklahoma State														
at Iowa State														
TCU														
vs. Texas Tech														

GAME-BY-GAME DEFENSIVE STARTERS

OPPONENT	DE	NT	DT	RE	WLB	MLB	SLB	CB	RS	LS	CB
ACU	J. Lynch	Roy	Lewis	Lockhart	J. Williams	Maticcik	Black	Arnold	Vaughns	Miller	Texada
at UTSA	J. Lynch	Roy	Lewis	Lockhart	J. Williams	Maticcik	Black	Arnold	B. Lynch	Miller	Thomas
Duke											
Kansas											
at Oklahoma											
Kansas State											
at Texas											
at West Virginia											
Oklahoma State											
at Iowa State											
TCU											
vs. Texas Tech											

BAYLOR FOOTBALL 2018

OVERALL: 2-0 (HOME 1-0, ROAD 1-0, NEUTRAL 0-0) | BIG 12 CONFERENCE: 0-0 (HOME 0-0, ROAD 0-0, NEUTRAL 0-0)

GAME-BY-GAME PASSING

CHARLIE BREWER	CMP	ATT	INT	PCT	YDS	TD	LONG	SACKS	EFF.	JALAN McCLENDON	CMP	ATT	INT	PCT	YDS	TD	LONG	SACKS	EFF.
ACU	8	15	1	53.3	138	0	55	0	130.61	ACU	10	13	0	76.9	173	2	34	0	239.48
at UTSA	23	34	0	67.6	328	3	42	2	177.80	at UTSA	3	6	0	50.0	39	0	17	1	104.60
Duke										Duke									
Kansas										Kansas									
at Oklahoma										at Oklahoma									
Kansas State										Kansas State									
at Texas										at Texas									
at West Virginia										at West Virginia									
Oklahoma State										Oklahoma State									
at Iowa State										at Iowa State									
TCU										TCU									
vs. Texas Tech										vs. Texas Tech									

GAME-BY-GAME RUSHING (No.-Yards-TDs)

PLAYER	NO-YDS-TD	ACU	at UTSA	DUKE	KU	at OU	KSU	at UT	at WVU	OSU	at ISU	TCU	vs. TTU
Lovett, John	21-162-3	12-115-3	9-47-0										
Hasty, JaMycal	20-109-3	10-102-2	10-7-1										
Brewer, Charlie	9-37-0	1-15-0	8-22-0										
Ebner, Trestan	4-33-0	3-28-0	1-5-0										
Fleeks, Josh	2-12-0	2-12-0	DNP										
Platt, Chris	1-12-0	0-0-0	1-12-0										
Smith, Abram	4-11-0	4-11-0	DNP										
McClendon, Jalan	4-5-0	2-7-0	2-(-2)-0										
Thornton, Tyquan	1-3-0	1-3-0	0-0-0										
McGuire, Garret	1-2-0	1-2-0	DNP										

GAME-BY-GAME RECEIVING (No.-Yards-TDs)

PLAYER	NO-YDS-TD	ACU	at UTSA	DUKE	KU	at OU	KSU	at UT	at WVU	OSU	at ISU	TCU	vs. TTU
Mims, Denzel	11-213-1	3-80-0	8-133-1										
Hurd, Jalen	12-194-2	4-58-1	8-136-1										
Platt, Chris	7-93-0	3-40-0	4-53-0										
Hasty, JaMycal	5-70-1	4-67-0	1-3-1										
Ebner, Trestan	3-48-0	2-39-0	1-9-0										
Brewer, Charlie	1-36-0	0-0-0	1-36-0										
Thornton, Tyquan	2-22-0	0-0-0	2-22-0										
Jones, Marques	1-20-1	1-20-1	0-0-0										
Henle, Christoph	2-19-0	1-7-0	1-12-0										
Henderson, Tyler	1-(-3)-0	0-0-0	1-(-3)-0										

GAME-BY-GAME KICKING

CONNOR MARTIN	PAT	ATT	PCT	FG	ATT	PCT	LONG	PTS	DREW GALITZ	NO	YDS	AVG	LONG	I20	TB	50+	60+
Abilene Christian	7	7	100.0	2	2	100.0	50	13	Abilene Christian	3	128	42.7	45	1	0	0	0
at UTSA	4	4	100.0	3	3	100.0	47	13	at UTSA	3	124	41.3	50	2	0	1	0
Duke									Duke								
Kansas									Kansas								
at Oklahoma									at Oklahoma								
Kansas State									Kansas State								
at Texas									at Texas								
at West Virginia									at West Virginia								
Oklahoma State									Oklahoma State								
at Iowa State									at Iowa State								
TCU									TCU								
vs. Texas Tech									vs. Texas Tech								

GAME-BY-GAME PUNTING

BAYLOR FOOTBALL 2018

OVERALL: 2-0 (HOME 1-0, ROAD 1-0, NEUTRAL 0-0) | BIG 12 CONFERENCE: 0-0 (HOME 0-0, ROAD 0-0, NEUTRAL 0-0)

GAME-BY-GAME TACKLES (UT-AT-TOT)

PLAYER	UT-AT-TOTAL	ACU	at UTSA	DUKE	KU	at OU	KSU	at UT	at WVU	OSU	at ISU	TCU	vs. TTU
Miller, Chris	8-3-11	5-2-7	3-1-4										
Black, Henry	5-3-8	3-2-5	2-1-3										
Bernard, Terrel	5-3-8	1-0-1	4-3-7										
Kelly, Chad	6-1-7	5-1-6	1-0-1										
Lockhart, James	5-1-6	4-0-4	1-1-2										
Maticcik, Ross	4-2-6	3-2-5	1-0-1										
Lynch, James	4-2-6	2-0-2	2-2-4										
Lynch, Blake	4-1-5	1-1-2	3-0-3										
Williams, Jordan	3-2-5	3-1-4	0-1-1										
Roy, Bravvion	3-2-5	0-0-0	3-2-5										
Johnston, Clay	2-3-5	DNP	2-3-5										
Pitre, Jalen	2-3-5	1-2-3	1-1-2										
Arnold, Grayland	4-0-4	4-0-4	0-0-0										
Vaughns, Verkedric	4-0-4	4-0-4	0-0-0										
Lewis, Ira	3-1-4	1-1-2	2-0-2										
Barnes, Kalon	1-2-3	0-1-1	1-1-2										
Jones, Xavier	1-1-2	1-0-1	0-1-1										
Thomas, Derrek	2-0-2	1-0-1	1-0-1										
Woods, JT	1-1-2	1-0-1	0-1-1										
Williams, Deonte	1-1-2	0-0-0	1-1-2										
Saulin, Rob	1-0-1	0-0-0	1-0-1										
Hand, Harrison	1-0-1	0-0-0	1-0-1										
Houston, Jameson	1-0-1	0-0-0	1-0-1										
Ogbonnaya, Chidi	0-1-1	0-1-1	0-0-0										
Roberts, Greg	0-1-1	DNP	0-1-1										
Morgan, Christian	0-1-1	0-0-0	0-1-1										
Lovett, John	0-1-1	0-0-0	0-1-1										
Texada, Raleigh	0-1-1	0-0-0	0-1-1										

BAYLOR FOOTBALL 2018

OVERALL: 2-0 (HOME 1-0, ROAD 1-0, NEUTRAL 0-0) | BIG 12 CONFERENCE: 0-0 (HOME 0-0, ROAD 0-0, NEUTRAL 0-0)

GAME-BY-GAME TACKLES FOR LOSS (TFL-YARDS)

PLAYER	TFL-YDS	ACU	at UTSA	DUKE	KU	at OU	KSU	at UT	at WVU	OSU	at ISU	TCU	vs. TTU
Lynch, James	3.5-19	1.0-2	2.5-17										
Lockhart, James	1.5-5	1.0-5	0.5-0										
Bernard, Terrel	1.0-12	0.0-0	1.0-12										
Lewis, Ira	1.0-10	0.0-0	1.0-10										
Williams, Deonte	1.0-4	0.0-0	1.0-4										
Kelly, Chad	1.0-2	1.0-2	0.0-0										
Arnold, Grayland	1.0-1	1.0-1	0.0-0										
Williams, Jordan	1.0-1	1.0-1	0.0-0										
Pitre, Jalen	1.0-1	1.0-1	0.0-0										
Jones, Xavier	1.0-1	1.0-1	0.0-0										

GAME-BY-GAME SACKS (SACKS-YARDS)

PLAYER	SACKS-YARDS	ACU	at UTSA	DUKE	KU	at OU	KSU	at UT	at WVU	OSU	at ISU	TCU	vs. TTU
Lynch, James	2.0-9	1.0-2	1.0-7										
Bernard, Terrel	1.0-12	0.0-0	1.0-12										
Lewis, Ira	1.0-10	0.0-0	1.0-10										
Lockhart, James	1.0-5	1.0-5	0.0-0										
Williams, Deonte	1.0-4	0.0-0	1.0-4										

BAYLOR FOOTBALL 2018

OVERALL: 2-0 (HOME 1-0, ROAD 1-0, NEUTRAL 0-0) | BIG 12 CONFERENCE: 0-0 (HOME 0-0, ROAD 0-0, NEUTRAL 0-0)

SCORING DRIVES

OPPONENT	PLAYS	YDS	TIME	QTR/ CLOCK	DRIVE START	DRIVE PLAY
ACU	6	30	2:16	1st/9:39	ACU48	Martin 35 FG
ACU	5	80	1:18	1st/5:27	BU20	Hurd 25 pass from McClendon
ACU	2	16	0:47	1st/2:39	ACU16	M. Jones pass from McClendon
ACU	6	67	2:09	2nd/11:24	BU33	Hasty 3 run
ACU	3	71	1:22	2nd/4:08	BU29	Hasty 54 run
ACU	4	75	1:55	2nd/1:55	BU25	Lovett 31 run
ACU	6	85	2:40	3rd/10:55	BU15	Lovett 3 run
ACU	7	41	3:29	3rd/3:24	BU27	Martin 50 FG
ACU	6	55	2:22	4th/9:18	BU45	Lovett 7 run
at UTSA	9	50	4:26	1st/8:48	50	Hasty 3 pass from Brewer
at UTSA	4	2	1:27	1st/7:05	UTSA32	Martin 47 FG
at UTSA	7	97	4:09	2nd/4:03	BU03	Mims 22 pass from Brewer
at UTSA	5	36	2:07	2nd/1:56	BU49	Martin 32 FG
at UTSA	10	58	3:53	3rd/3:42	BU42	Hurd 7 pass from Brewer
at UTSA	9	44	3:38	4th/9:29	BU35	Martin 38 FG
at UTSA	12	78	6:57	4th/1:29	BU22	Hasty 1 run
AVERAGE DRIVE	6.3	55.3	2:52			

* - not counted toward average drive length

DRIVES SUPERLATIVES

MOST PLAYS:	12 at UTSA (TD)	FEWEST PLAYS:	2 vs. ACU (TD)
MOST YARDS:	97 at UTSA (TD)	FEWEST YARDS:	4 at UTSA (FG)
LONGEST TIME:	6:57 at UTSA (TD)	SHORTEST TIME:	0:47 vs. ACU (TD)

LONG PLAYS FROM SCRIMMAGE (25-Plus Yards)

YDS	PLAY	OPPONENT (QTR)
55	Mims pass from Brewer	ACU (3rd)
54	Hasty run [TD]	ACU (2nd)
42	Mims pass from Brewer	at UTSA (2nd)
38	Hurd pass from Brewer	at UTSA (3rd)
36	Brewer pass from Atkinson	at UTSA (2nd)
34	Hasty pass from McClendon	ACU (1st)
31	Lovett run [TD]	ACU (2nd)
29	Platt pass from Brewer	at UTSA (4th)
28	Bernard interception return	ACU (1st)
25	Hurd pass from McClendon [TD]	ACU (1st)
25	Thornton pass from Brewer	at UTSA (4th)

MISCELLANEOUS INFORMATION

OPPONENT	BAYLOR CAPTAINS	COIN TOSS	BAYLOR KO/REC	BAYLOR FIRST PLAY	OPP. FIRST POSSESSION	KICKOFF TIME (SITE)	GAME LENGTH	BU UNIFORM	GAME TIME TEMP	SURFACE	RESULT
Abilene Christian	Jacobs, Lawrence, Lewis, Platt	ACU	REC	Hasty 13 run	Punt	7:05 p.m.	3:59	Green/Green/Gold	94	Turf	W, 55-27
at UTSA	Blackmar, Galitz, Hurd, X. Jones	BU	KO	Hurd 22 pass from Brewer	Punt	6:05 p.m.	3:12	White/White/White	Indoor	Turf	W, 37-20

Duke											
Kansas											
at Oklahoma											
Kansas State											
at Texas											
at West Virginia											
Oklahoma State											
at Iowa State											
TCU											
vs. Texas Tech											

BAYLOR FOOTBALL 2018

OVERALL: 2-0 (HOME 1-0, ROAD 1-0, NEUTRAL 0-0) | BIG 12 CONFERENCE: 0-0 (HOME 0-0, ROAD 0-0, NEUTRAL 0-0)

BAYLOR SUPERLATIVES

INDIVIDUAL		
Rushes	12	Lovett, John vs ACU (Sept 1, 2018)
Yards Rushing	115	Lovett, John vs ACU (Sept 1, 2018)
TD Rushes	3	Lovett, John vs ACU (Sept 1, 2018)
Long Rush	54	Hasty, JaMycal vs ACU (Sept 1, 2018)
Pass attempts	34	Brewer, Charlie at UTSA (Sept 7, 2018)
Pass completions	23	Brewer, Charlie at UTSA (Sept 7, 2018)
Yards Passing	328	Brewer, Charlie at UTSA (Sept 7, 2018)
TD Passes	3	Brewer, Charlie at UTSA (Sept 7, 2018)
Long Pass	55	Brewer, Charlie vs ACU (Sept 1, 2018)
Receptions	8	Hurd, Jalen at UTSA (Sept 7, 2018) Mims, Denzel at UTSA (Sept 7, 2018)
Yards Receiving	136	Hurd, Jalen at UTSA (Sept 7, 2018)
TD Receptions	1	five times
Long Reception	55	Mims, Denzel vs ACU (Sept 1, 2018)
Field Goals	3	Martin, Connor at UTSA (Sept 7, 2018)
Long Field Goal	50	Martin, Connor vs ACU (Sept 1, 2018)
Punts	3	Galitz, Drew vs ACU (Sept 1, 2018) Galitz, Drew at UTSA (Sept 7, 2018)
Punting Avg	42.7	Galitz, Drew vs ACU (Sept 1, 2018)
Long Punt	50	Galitz, Drew at UTSA (Sept 7, 2018)
Punts inside 20	2	Galitz, Drew at UTSA (Sept 7, 2018)
Long Punt Return	21	Nicholson, Tony vs ACU (Sept 1, 2018)
Long Kickoff Return	26	Thornton, Tyquan vs ACU (Sept 1, 2018)
Tackles	7	Miller, Chris vs ACU (Sept 1, 2018) Bernard, Terrel at UTSA (Sept 7, 2018)
Sacks	1.0	six times
Tackles For Loss	2.5	Lynch, James at UTSA (Sept 7, 2018)
Interceptions	1	Bernard, Terrel vs ACU (Sept 1, 2018) Thomas, Derrek at UTSA (Sept 7, 2018)

TEAM

Rushes	36	vs ACU (Sept 1, 2018)
Yards Rushing	295	vs ACU (Sept 1, 2018)
Yards Per Rush	8.2	vs ACU (Sept 1, 2018)
TD Rushes	5	vs ACU (Sept 1, 2018)
Pass attempts	41	at UTSA (Sept 7, 2018)
Pass completions	27	at UTSA (Sept 7, 2018)
Yards Passing	403	at UTSA (Sept 7, 2018)
Yards Per Pass	11.1	vs ACU (Sept 1, 2018)
TD Passes	3	at UTSA (Sept 7, 2018)
Total Plays	72	at UTSA (Sept 7, 2018)
Total Offense	606	vs ACU (Sept 1, 2018)
Yards Per Play	9.5	vs ACU (Sept 1, 2018)
Points	55	vs ACU (Sept 1, 2018)
Sacks By	4	at UTSA (Sept 7, 2018)
First Downs	26	vs ACU (Sept 1, 2018); at UTSA (Sept 7, 2018)
Penalties	7	at UTSA (Sept 7, 2018)
Penalty Yards	70	at UTSA (Sept 7, 2018)
Turnovers	1	vs ACU (Sept 1, 2018); at UTSA (Sept 7, 2018)
Interceptions By	1	vs ACU (Sept 1, 2018); at UTSA (Sept 7, 2018)
Punts	3	vs ACU (Sept 1, 2018); at UTSA (Sept 7, 2018)
Punting Avg	42.7	vs ACU (Sept 1, 2018)
Long Punt	50	at UTSA (Sept 7, 2018)
Punts inside 20	2	at UTSA (Sept 7, 2018)
Long Punt Return	21	vs ACU (Sept 1, 2018)

RED ZONE

OPPONENT	TIMES IN			RUSH TDS	PASS TDS	FAILED TO SCORE INSIDE 20							GAME	
	SCORE	RED ZONE	SCORES			POINTS	TDS	FGS	FGA	DOWN	INT	FUM		HALF
Abilene Christian	55-27	5	5	31	4	3	1	1	1	0	0	0	0	0
at UTSA	37-20	4	4	24	3	1	2	1	1	0	0	0	0	0
Duke														
Kansas														
at Oklahoma														
Kansas State														
at Texas														
at West Virginia														
Oklahoma State														
at Iowa State														
TCU														
vs. Texas Tech														
Totals		9	9	55	7	4	3	2	2	0	0	0	0	0
Opponents		5	4	24	3	1	2	1	1	0	0	0	0	0

SEASON PCT. (OVERALL): 9 of 9 (100%) SEASON PCT. (TDS): 7 of 9 (78%)
 SEASON PCT. (NO SCORE): 0 of 9 (0%) SEASON PCT. (FGS): 2 of 9 (22%)

OPPONENT SUPERLATIVES

INDIVIDUAL		
Rushes	16	Daniels, B.J., at UTSA (Sept 7, 2018)
Yards Rushing	141	McCrary, B., vs ACU (Sept 1, 2018)
TD Rushes	1	McCrary, B., vs ACU (Sept 1, 2018) Daniels, B.J., at UTSA (Sept 7, 2018)
Long Rush	75	McCrary, B., vs ACU (Sept 1, 2018)
Pass attempts	38	Anthony, L., vs ACU (Sept 1, 2018)
Pass completions	25	Anthony, L., vs ACU (Sept 1, 2018)
Yards Passing	224	Anthony, L., vs ACU (Sept 1, 2018)
TD Passes	2	Anthony, L., vs ACU (Sept 1, 2018)
Long Pass	54	Anthony, L., vs ACU (Sept 1, 2018)
Receptions	9	Fuller, D.J., vs ACU (Sept 1, 2018)
Yards Receiving	102	Fuller, D.J., vs ACU (Sept 1, 2018)
TD Receptions	1	Fuller, D.J., vs ACU (Sept 1, 2018) Cokley, C., vs ACU (Sept 1, 2018) Moorhead, Blaze, at UTSA (Sept 7, 2018)
Long Reception	54	Fuller, D.J., vs ACU (Sept 1, 2018)
Field Goals	2	Hernandez, O., vs ACU (Sept 1, 2018) Sackett, Jared, at UTSA (Sept 7, 2018)
Long Field Goal	47	Sackett, Jared, at UTSA (Sept 7, 2018)
Punts	7	Laryea, S., vs ACU (Sept 1, 2018)
Punting Avg	43.1	Laryea, S., vs ACU (Sept 1, 2018)
Long Punt	63	Routsas, Yannis, at UTSA (Sept 7, 2018)
Punts inside 20	2	Laryea, S., vs ACU (Sept 1, 2018)
Long Punt Return	0	
Long Kickoff Return	29	Fuller, D.J., vs ACU (Sept 1, 2018)
Tackles	9	Onifade, B., vs ACU (Sept 1, 2018)
Sacks	1.0	three times
Tackles For Loss	2.0	Chambers, J., vs ACU (Sept 1, 2018) Dantzler, L., at UTSA (Sept 7, 2018)
Interceptions	1	Richardson, K., vs ACU (Sept 1, 2018)

TEAM

Rushes	27	vs ACU (Sept 1, 2018)
Yards Rushing	220	vs ACU (Sept 1, 2018)
Yards Per Rush	8.1	vs ACU (Sept 1, 2018)
TD Rushes	1	vs ACU (Sept 1, 2018); at UTSA (Sept 7, 2018)
Pass attempts	40	vs ACU (Sept 1, 2018)
Pass completions	27	vs ACU (Sept 1, 2018)
Yards Passing	246	vs ACU (Sept 1, 2018)
Yards Per Pass	6.2	vs ACU (Sept 1, 2018)
TD Passes	2	vs ACU (Sept 1, 2018)
Total Plays	67	vs ACU (Sept 1, 2018)
Total Offense	466	vs ACU (Sept 1, 2018)
Yards Per Play	7.0	vs ACU (Sept 1, 2018)
Points	27	vs ACU (Sept 1, 2018)
Sacks By	3	at UTSA (Sept 7, 2018)
First Downs	19	vs ACU (Sept 1, 2018)
Penalties	6	at UTSA (Sept 7, 2018)
Penalty Yards	37	vs ACU (Sept 1, 2018)
Turnovers	1	vs ACU (Sept 1, 2018); at UTSA (Sept 7, 2018)
Interceptions By	1	vs ACU (Sept 1, 2018)
Punts	7	vs ACU (Sept 1, 2018)
Punting Avg	43.1	vs ACU (Sept 1, 2018)
Long Punt	63	at UTSA (Sept 7, 2018)
Punts inside 20	2	vs ACU (Sept 1, 2018)
Long Punt Return	0	

BAYLOR ROSTER

ALPHABETICAL ROSTER

NO.	PLAYER, POS.
36	Allen Anderson, LB
75	Eleasah Anderson, OL
4	Grayland Arnold, CB
16	Jared Atkinson, WR
30	Will Baxter, WR
27	Kalon Barnes, WR/CB
14	Brandon Bass, QB
65	Christian Beard, OL
18	Zack Bennema, QB
26	Terrel Bernard, LB
8	Henry Black, LB/S
72	Blake Blackmar, OL
11	Gerry Bohanon, QB
47	Kyle Boyd, FB
12	Charlie Brewer, QB
35	Zeke Brown, CB
38	Koby Bullard, FB
41	Jake Copeland, LB/S
39	Colby Delashaw, S
44	Dru Dixon, FB
25	Trestan Ebner, RB
21	Josh Fleeks, WR
63	Jake Fruhmorgen, OL
36	Drew Galitz, P/K
76	Connor Galvin, OL
37	Cody George, TE
80	Jackson Gleeson, WR
31	Harrison Hand, CB
25	Byron Hanspard, Jr., CB
6	JaMycal Hasty, RB
16	Preston Heard, QB
82	Tyler Henderson, TE
87	Christoph Henle, TE
18	Gavin Holmes, WR
11	Jameson Houston, CB
90	Tyrone Hunt, DT
5	Jalen Hurd, WR
45	Bryson Jackson, LB
86	Jamie Jacobs, TE
44	Clay Johnston, LB
32	Lenoy Jones, Jr., LB
84	Marques Jones, WR
94	Xavier Jones, DE
62	Dalton Justice, OL
61	Khalil Keith, OL
49	Chad Kelly, LB
70	Jackson Kimble, OL
78	Henry Klinge III, OL
97	Josh Landry, DE
77	Patrick Lawrence, OL
9	Ira Lewis, DT
43	James Lockhart, DE
50	Ashton Logan, LB
7	John Lovett, RB
51	Chris Lutzel, LS
21	Blake Lynch, S
93	James Lynch, DT
69	Josh Malin, OL
96	Connor Martin, K/P
46	Ross Maticcik, LS/LB
96	Cole Maxwell, DT
95	John Mayers, K
19	Jalan McClendon, QB
17	Garret McGuire, QB
58	Michael McNair, LB
42	Jairon McVea, S
3	Chris Miller, S
64	Ryan Miller, OL
37	Mark Milton, CB

NUMERICAL ROSTER

No.	Name	Pos.	Ht.	Wt.	Yr.	Exp.	Hometown (Previous)
1	Verkedric Vaughns	S	5-10	193	Sr.	3L	Mesquite, Texas (Poteet HS)
3	Chris Miller	S	6-0	188	Jr.	2L	Frisco, Texas (Lone Star HS)
4	Grayland Arnold	CB	5-10	183	Jr.	2L	Kountze, Texas (Kountze HS)
5	Jalen Hurd	WR	6-4	217	Sr.	TR	Hendersonville, Tenn. (Beech Senior HS / Tennessee)
6	JaMycal Hasty	RB	5-9	211	Jr.	2L	Longview, Texas (Longview HS)
7	John Lovett	RB	6-0	203	So.	1L	Burlington, N.J. (Cherokee HS)
8	Henry Black	LB/S	6-0	202	Jr.	2L	Shreveport, La. (Woodlawn HS)
9	Ira Lewis	DT	6-3	290	Sr.	3L	Houston, Texas (Lamar HS)
11	Gerry Bohanon	QB	6-3	224	Fr.	HS	Earle, Ark. (Earle HS)
11	Jameson Houston	CB	5-11	196	Jr.	2L	Austin, Texas (St. Michael's Academy)
12	Charlie Brewer	QB	6-1	202	So.	1L	Austin, Texas (Lake Travis HS)
13	Tony Nicholson	WR	5-10	192	Jr.	2L	Grand Prairie, Texas (South Grand Prairie HS)
13	Raleigh Texada	CB	5-10	176	So.	SQ	Frisco, Texas (Centennial HS)
14	Brandon Bass	QB	5-10	188	Fr.	HS	Addison, Texas (Trinity Christian Academy)
14	Chris Platt	WR	5-11	170	Sr.	3L	Willis, Texas (Willis HS)
15	Denzel Mims	WR	6-3	208	Jr.	2L	Daingerfield, Texas (Daingerfield HS)
15	Preston Weeks	QB	6-4	244	Fr.	HS	Rowlett, Texas (Rowlett HS)
16	Jared Atkinson	WR	6-3	219	Jr.	2L	Mesquite, Texas (Horn HS)
16	Preston Heard	QB	6-0	195	So.	1L	Bellaire, Texas (Episcopal HS)
17	Garret McGuire	QB	5-10	184	R-Fr.	RS	Cedar Hill, Texas (Cedar Hill HS)
17	Pooh Stricklin	WR	6-2	185	Jr.	2L	Waco, Texas (Midway HS)
18	Zack Bennema	QB	6-3	209	Jr.	SQ	Aurora, Ill. (Waubonsie Valley HS)
18	Gavin Holmes	WR	5-11	195	So.	1L	Justin, Texas (Northwest HS)
19	Jalan McClendon	QB	6-5	219	Sr.	TR	Charlotte, N.C. (W. Mecklenburg HS / NC State)
19	R.J. Sneed	WR	6-2	190	So.	1L	Cypress, Texas (Cypress Ranch HS)
20	Craig Williams	RB	5-8	165	Fr.	HS	Crosby, Texas (Crosby HS)
21	Josh Fleeks	WR	5-11	181	Fr.	HS	Dallas, Texas (Cedar Hill HS)
21	Blake Lynch	S	6-3	213	Jr.	2L	Gilmer, Texas (Gilmer HS)
22	JT Woods	S	6-2	183	Fr.	HS	San Antonio, Texas (Steele HS)
23	Derrek Thomas	CB	6-3	196	Sr.	TR	Albany, N.Y. (Temple)
24	Jalen Pitre	LB	6-0	206	So.	1L	Stafford, Texas (Stafford HS)
25	Trestan Ebner	RB	5-11	203	So.	1L	Henderson, Texas (Henderson HS)
25	Byron Hanspard, Jr.	CB	5-11	175	Fr.	HS	DeSoto, Texas (DeSoto HS)
26	Terrel Bernard	LB	6-1	220	R-Fr.	RS	La Porte, Texas (La Porte HS)
27	Kalon Barnes	WR/CB	6-0	179	Fr.	HS	Silsbee, Texas (Silsbee HS)
28	Abram Smith	RB	5-11	210	R-Fr.	RS	Abilene, Texas (Abilene HS)
29	Christian Morgan	S	6-1	200	Fr.	HS	Houston, Texas (Porter HS)
30	Will Baxter	WR	6-0	175	Fr.	HS	Amarillo, Texas (Tascosa HS)
31	Harrison Hand	CB	6-0	192	So.	1L	Cherry Hill, N.J. (Cherry Hill West HS)
32	Lenoy Jones, Jr.	LB	5-11	227	Jr.	2L	Waco, Texas (Midway HS)
33	Connor Stanton	S	5-11	185	R-Fr.	RS	Scottsdale, Ariz. (Notre Dame Prep)
34	Owen Rogers	LB	6-2	211	Jr.	TR	Phoenix, Arizona (Arizona St.)
35	Zeke Brown	CB	6-0	175	So.	SQ	Midlothian, Texas (Midlothian HS)
36	Allen Anderson	LB	6-0	198	So.	SQ	East Bernard, Texas (East Bernard HS)
36	Drew Galitz	P/K	6-0	221	Sr.	3L	Rowlett, Texas (Rowlett HS)
37	Cody George	TE	6-2	256	Jr.	SQ	Lorena, Texas (Lorena HS)
37	Mark Milton	CB	6-1	177	Fr.	HS	Houston, Texas (Clear Brook HS)
38	Koby Bullard	FB	6-1	231	Jr.	SQ	La Vernia, Texas (La Vernia HS)
38	Jordan Williams	LB	6-0	220	Jr.	2L	Paris, Texas (Paris HS)
39	Colby Delashaw	S	6-0	183	Fr.	HS	Frisco, Texas (Wakeland HS)
40	Deonte Williams	DE	6-1	223	So.	1L	Plano, Texas (Prestonwood Christian Academy)
41	Jake Copeland	LB/S	6-0	206	So.	JC	Southlake, Texas (Carroll HS / Navarro JC)
42	Jairon McVea	S	5-11	181	So.	1L	Richmond, Texas (George Ranch HS)
43	James Lockhart	DE	6-3	261	Jr.	TR	Ennis, Texas (Ennis HS / Texas A&M)
44	Dru Dixon	RB	6-1	230	R-Fr.	RS	Phoenix, Ariz. (Pinnacle HS)
44	Clay Johnston	LB	6-1	226	Jr.	2L	Abilene, Texas (Wylie HS)
45	Bryson Jackson	LB	6-2	210	R-Fr.	RS	Mansfield, Texas (Lake Ridge HS)
46	Ross Maticcik	LS/LB	6-0	230	Jr.	2L	McKinney, Texas (McKinney Boyd HS)
47	Kyle Boyd	FB	6-2	240	Jr.	2L	Mesquite, Texas (Horn HS)
48	BJ Thompson	DE	6-6	208	So.	1L	England, Ark. (England HS)
49	Chad Kelly	LB	6-1	232	So.	1L	Grapevine, Texas (Faith Christian School)
50	Ashton Logan	LB	6-2	228	R-Fr.	RS	Temple, Texas (Temple HS)
51	Chris Lutzel	LS	5-9	191	Jr.	2L	Huntersville, N.C. (Southlake Christian Academy)
51	Jackson Shupp	DE	6-5	220	Fr.	HS	The Woodlands, Texas (The Woodlands HS)
52	Greg Roberts	DE	6-5	264	Sr.	3L	Nacogdoches, Texas (Nacogdoches HS)
52	Sam Tecklenburg	OL	6-4	306	Jr.	2L	Plano, Texas (Plano HS)
53	Jason Moore	OL	6-3	288	R-Fr.	RS	Frisco, Texas (Independence HS)
54	Marje Smith	DE	6-4	217	Fr.	HS	Marshall, Texas (Marshall HS)
55	Xavier Newman	OL	6-3	305	So.	1L	Desoto, Texas (Desoto HS)

BAYLOR ROSTER

NUMERICAL ROSTER

No.	Name	Pos.	Ht.	Wt.	Yr.	Exp.	Hometown (Previous)
57	Johncarlo Valentin	OL	6-4	332	Jr.	JC	Philadelphia, Pa. (Imhotep Charter / ASA College)
58	Michael McNair	LB	6-2	236	So.	SQ	Richardson, Texas (Plano East HS)
58	Ty Smith	OL	6-3	294	R-Fr.	RS	Argyle, Texas (Argyle HS)
61	Khalil Keith	OL	6-5	311	R-Fr.	RS	Alpine, Ala. (Winterboro HS)
62	Dalton Justice	OL	6-2	280	Jr.	SQ	Thomas, Okla. (Thomas-Fay-Custer HS)
63	Jake Fruhmorgen	OL	6-6	293	Jr.	TR	Tampa, Fla. (Plant HS / Clemson)
64	Ryan Miller	OL	6-2	290	So.	SQ	Southlake, Texas (Carroll HS)
65	Christian Beard	OL	6-3	298	Sr.	TR	Waco, Texas (Midway HS / Arkansas St. / Trinity Valley CC / UCF)
67	Thor Rodoni	LS	6-2	203	So.	RS	Los Banos, Calif. (Pacheco HS)
69	Josh Malin	OL	6-6	301	Sr.	2L	Cibolo, Texas (Steele HS)
70	Jackson Kimble	OL	6-3	286	Fr.	HS	Southlake, Texas (Southlake Carroll HS)
71	Jim Threet	OL	6-5	310	Jr.	SQ	Sunnyvale, Texas (Sunnyvale HS)
72	Blake Blackmar	OL	6-5	326	Sr.	3L	Houston, Texas (Clear Lake HS)
74	Prince Pines	OL	6-4	354	Fr.	HS	Baton Rouge, La. (Tara HS)
75	Eleasah Anderson	OL	6-4	306	R-Fr.	RS	Houston, Texas (Taylor HS)
75	Brayden Utley	DE	6-2	225	Fr.	HS	Huntington Beach, Calif. (Loyola HS)
76	Connor Galvin	OL	6-7	279	Fr.	HS	Katy, Texas (Katy HS)
77	Patrick Lawrence	OL	6-6	311	Sr.	3L	Waxahachie, Texas (Waxahachie HS)
78	Henry Klinge III	OL	6-5	293	R-Fr.	RS	Southlake, Texas (Carroll HS)
79	Casey Phillips	OL	6-6	291	Fr.	HS	Franklin, Texas (Franklin HS)
80	Jackson Gleeson	WR	6-0	180	Fr.	HS	Mansfield, Texas (Mansfield HS)
81	Tyquan Thornton	WR	6-3	165	Fr.	HS	Miami, Fla. (Booker T. Washington HS)
82	Tyler Henderson	TE	6-4	244	R-Fr.	RS	Kyle, Texas (Lehman HS)
83	Russell Morrison	WR	5-11	192	So.	SQ	Katy, Texas (Cinco Ranch HS)
84	Marques Jones	WR	6-2	204	Jr.	1L	McKinney, Texas (McKinney HS)
85	Ben Sims	TE	6-4	249	Fr.	HS	San Antonio, Texas (Clark HS)
86	Jamie Jacobs	TE	6-4	243	Sr.	3L	Waco, Texas (Midway HS)
87	Christoph Henle	TE	6-6	251	Fr.	HS	Innsbruck, Austria (The Oakridge School)
88	Bralen Taylor	TE	6-7	241	Fr.	HS	Cuero, Texas (Cuero HS)
89	Jay Sedwick	K	6-0	196	So.	1L	Arlington, Texas (Grace Prep)
89	Trevor White	WR	5-7	165	Sr.	2L	Arlington, Texas (Martin HS)
90	Tyrone Hunt	DT	6-4	300	Jr.	2L	Arp, Texas (Arp HS)
91	Rob Saulin	DT	6-5	280	R-Fr.	RS	Pennsville, N.J. (Pennsville Memorial HS)
93	James Lynch	DT	6-4	285	So.	1L	Round Rock, Texas (Round Rock HS)
94	Xavier Jones	DE	6-3	228	Sr.	3L	Magnolia, Texas (Magnolia West HS)
95	John Mayers	K	5-10	167	Fr.	HS	Flower Mound, Texas (Marcus HS)
96	Connor Martin	K/P	5-9	173	Jr.	2L	Frisco, Texas (Centennial HS)
96	Cole Maxwell	DT	6-5	284	R-Fr.	RS	Allen, Texas (Allen HS)
97	Josh Landry	DE	6-2	256	Fr.	HS	Houston, Texas (Lamar HS)
97	Issac Power	P	6-1	208	Fr.	HS	Castle Rock, Colo. (Ponderosa HS)
98	Chidi Ogbonnaya	DT	6-5	275	R-Fr.	RS	Houston, Texas (Langham Creek HS)
99	Bravvion Roy	DT	6-1	330	Jr.	2L	Spring, Texas (Spring HS)

ALPHABETICAL ROSTER

NO.	PLAYER, POS.
15	Denzel Mims, WR
53	Jason Moore, OL
29	Christian Morgan, S
83	Russell Morrison, WR
55	Xavier Newman, OL
13	Tony Nicholson, WR
98	Chidi Ogbonnaya, DT
79	Casey Phillips, OL
74	Princeton Pines, OL
24	Jalen Pitre, LB
14	Chris Platt, WR
97	Issac Power, P
52	Greg Roberts, DE
67	Thor Rodoni, LS
34	Owen Rogers, LB
95	Bravvion Roy, DT
91	Rob Saulin, DT
89	Jay Sedwick, K
85	Ben Sims, TE
51	Jackson Shupp, DT
28	Abram Smith, RB
54	Marje Smith, DE
58	Ty Smith, OL
19	R.J. Sneed, WR
33	Connor Stanton, S
17	Pooh Stricklin, WR
88	Bralen Taylor, TE
52	Sam Tecklenburg, OL
13	Raleigh Texada, CB
23	Derrek Thomas, CB
48	BJ Thompson, DE
81	Tyquan Thornton, WR
71	Jim Threet, OL
75	Brayden Utley, DE
57	Johncarlo Valentin, OL
1	Verkedric Vaughns, S
15	Preston Weeks, QB
89	Trevor White, WR
20	Craig "Squirrel" Williams, RB
40	Deonte Williams, DE
38	Jordan Williams, LB
22	JT Woods, S

COACHING AND SUPPORT STAFF

Head Coach: Matt Rhule (Penn State, 1997)
Defensive Coordinator: Phil Snow (Cal State Hayward, 1978)
Co-Offensive Coord./Running Backs: Jeff Nixon (Penn State, 1998)
Co-Offensive Coord./Quarterbacks: Glenn Thomas (Texas Tech, 1998)
Asst. Head Coach/Defensive Backs: Francis Brown (Western Carolina, 2006)
Asst. Coach/Offensive Line: Shawn Bell (Baylor, 2006)
Asst. Coach/Defense: Evan Cooper (Temple, 2009)
Asst. Coach/Wide Receivers: Frisman Jackson (Northern Illinois, 2009)
Asst. Coach/Tight Ends: Joey McGuire (UT Arlington, 1995)
Asst. Coach/Defensive Line: Frank Okam (Texas, 2007)
Asst. Coach/Recruiting Coord./Linebackers: Mike Siravo (Boston College, 1998)

Senior Offensive Consultant: George DeLeone (UConn, 1970)
Defensive Quality Control: Bobby Maffei (Nebraska, 2011)
Defensive Quality Control: Rob Dvoracek (Temple, 2015)
Offensive Quality Control: Matt Lombardi (Delaware, 2013)
Offensive Quality Control: Damiere Shaw (Temple, 2016)
Graduate Assistant Coach: Jarred Alwan (Temple, 2016)
Graduate Assistant Coach: Kirk Bryant (Mississippi College, 2015)
Graduate Assistant Coach: Josh Cochran (Texas, 2014)
Graduate Assistant Coach: Cedric Whitaker (Texas Lutheran, 2015)

Director of Athletics Performance: Jeremy Scott (Lock Haven, 1996)
Assistant AD for Sports Performance: Andrew Althoff (Loras College, 2006)
Assoc. Director of Athletics Performance: Jake Cox (Kansas, 2008)
Athletics Performance Coach: Corey Campbell (Georgia, 2013)
Athletics Performance Coach: Kevin Kroboth (Temple, 2012)
Asst. Athletics Performance Coach: James Heiss (IUP, 2014)
Director of Sports Medicine: Dave Snyder (Georgia, 2003)
Athletics Trainer: Matt Kuehl (Minnesota State, 2007)
Asst. Director of Rehab Services: Ryan Ross (UT-Chattanooga, 2012)

2018 GAME RECAPS

OVERALL: 2-0 (HOME 1-0, ROAD 1-0, NEUTRAL 0-0) | BIG 12 CONFERENCE: 0-0 (HOME 0-0, ROAD 0-0, NEUTRAL 0-0)

BAYLOR 55, ABILENE CHRISTIAN 27

MCLANE STADIUM • WACO, TEXAS

SEPT. 1, 2018 • ATTENDANCE: 45,330

John Lovett rushed for 115 yards and three touchdowns, JaMycal Hasty added 102 yards with two scores in the opener.

The Bears snapped an eight-game home losing streak, piling up 606 total yards and scoring their most points since also having 55 in their 2016 season opener. They were 0-6 at home last year, including losses in the first two games of the season against teams that had never won a game against a Power Five team.

Returning starting quarterback Charlie Brewer and graduate transfer Jalan McClendon from North Carolina State combined to throw for 311 yards.

McClendon was particularly sharp, hitting 10 of his 13 passes for 173 yards with touchdowns on his first two drives. Brewer was 8 for 15 for 138 yards with an interception.

Baylor junior kicker Connor Martin made both of his field goal tries, including a career-long 50-yarder in the third quarter. That was the first Baylor field goal of at least 50 yards in nearly five years.

Martin is 22 for 26 in his career. That 84.6 percent accuracy is the highest in Baylor history, more than 10 percentage points better than anyone else.

POSTGAME NOTES

- Baylor is now 77-36-4 all-time in season openers, a 13-10 mark in the Big 12 era (since 1996).
- The last time Baylor scored over 50 points in a game was the 2016 season opener when it defeated Northwestern State 55-7 on Sept. 2, 2016.
- RBs JaMycal Hasty and John Lovett each rushed for multiple TDs, two and three, respectively, the first time Baylor has had two rushers with multiple touchdowns since Oct. 1, 2016 at Iowa State (T. Williams and S. Russell).
- The last time BU running backs combined for 4+ rushing TDs in a game was when BU had seven rushing TDs in the 2015 Russell Athletic Bowl.
- The last time Baylor had multiple 100-yard rushers was Oct. 29, 2016 at Texas (T. Williams 180, S. Russell 138).
- Baylor's 606 yards marked the 45th time in program history with 600-plus yards of total offense, the first since totaling 634 yards vs. Texas Tech on Nov. 25, 2016.
- The 600+ yards are the first at McLane Stadium since racking up 693 vs. West Virginia on Oct. 17, 2015.
- RB John Lovett collected a career-high 115 yards rushing to lead the Bears in the run game. The 100-yard rushing performance is the first of his career.

SCORING SUMMARY

ABILENE CHRISTIAN	7	13	7	0	--	27
BAYLOR	13	21	10	7	--	55

1st 09:39	BU	Martin, Connor 35 yd field goal
05:27	BU	Hurd, Jalen 25 yd pass from McClendon, Jalan (Martin, Connor kick)
02:39	BU	Jones, Marques 20 yd pass from McClendon, Jalan (Martin, Connor kick)
01:41	ACU	Fuller, D.J. 54 yd pass from Anthony, Luke (Hernandez, Oscar kick)
2nd 11:24	BU	Hasty, JaMycal 3 yd run (Martin, Connor kick)
05:30	ACU	Hernandez, Oscar 34 yd field goal
04:08	BU	Hasty, JaMycal 54 yd run (Martin, Connor kick)
03:50	ACU	McCrary, Billy 75 yd run (Hernandez, Oscar kick)
01:55	BU	Lovett, John 31 yd run (Martin, Connor kick)
00:00	ACU	Hernandez, Oscar 46 yd field goal
3rd 10:55	BU	Lovett, John 3 yd run (Martin, Connor kick)
06:53	ACU	Cokley, Chase 7 yd pass from Anthony, Luke (Hernandez, Oscar kick)
03:24	BU	Martin, Connor 50 yd field goal
4th 09:18	BU	Lovett, John 7 yd run (Martin, Connor kick)

STATISTICS

TEAM STATS	ACU	BU
FIRST DOWNS	19	26
RUSHES-YARDS (NET)	27-220	36-295
PASSING YDS (NET)	246	311
Passes Att-Comp-Int	40-27-1	28-18-1
TOTAL OFFENSE PLAYS-YARDS	67-466	64-606
Fumble Returns-Yards	0-0	0-0
Punt Returns-Yards	0-0	4-38
Kickoff Returns-Yards	2-46	3-60
Interception Returns-Yards	1-0	1-28
Punts (Number-Avg)	7-43.1	3-42.7
Fumbles-Lost	0-0	2-0
Penalties-Yards	5-37	5-53
Possession Time	30:01	29:59
Third-Down Conversions	6 of 15	2 of 9
Fourth-Down Conversions	0 of 1	0 of 0
Red-Zone Scores-Chances	2-3	5-5
Sacks By: Number-Yards	0-0	2-7

INDIVIDUAL STATISTICS

RUSHING: Abilene Christian-McCrary Billy 6-141; Tracy, James 12-40; Davis, Sema'J 5-25; White, Tyrese 2-7; Anthony, Luke 2-7. Baylor Lovett, John 12-115; Hasty, JaMycal 10-102; Ebner, Trestan 3-28; Brewer, Charlie 1-15; Fleeks, Josh 2-12; Smith, Abram 4-11; McClendon, Jalan 2-7; Thornton, Tyquan 1-3; McGuire, Garret 1-2.

PASSING: Abilene Christian - Anthony, Luke 25-38-1-224; Davis, Sema'J 2-2-0-22. Baylor - Brewer, Charlie 8-15-1-138; McClendon, Jalan 10-13-0-173.

RECEIVING: Abilene Christian - Fuller, D.J. 9-102-1; Cokley, Chase 6-40-1; James, Tracy 3-35-0; Fink, Josh 3-30-0; Sadler, Kalin 3-21-0; Ennis, Cody 2-14-0; McCrary, Billy 1-4-0. Baylor - Hasty, JaMycal 4-67-0; Hurd, Jalen 4-58-1; Mims, Denzel 3-80-0; Platt, Chris 3-40-0; Ebner, Trestan 2-39-0; Jones, Marques 1-20-1; Henle, Christoph 1-7-0.

INTERCEPTIONS: Abilene Christian - None. Baylor - Bernard, Terrel 1-28.

FUMBLES: Abilene Christian - None. Baylor - TEAM 2-0

SACKS Abilene Christian: None. Baylor: Lockhart, James 1.0-5; Lynch, James 1.0-2.

TACKLES (UA-A): Abilene Christian - Onifade, Bolu 4-5; Huhn, Erik 6-1; Chambers, Jeremiah 5-1; Richmond, Brandon 2-4; Lofton, Alex 4-1; Dunn, Quincy 4-0; Davis, Adonis 1-3; Kuyatsemi, Temisan 2-1; Gibbens, Jacl 1-2; Greathouse, A.J. 1-2; Richardson, Koy 0-3; Hill, Kameron 0-3; Hutchins, Landry 2-0; Washington, Qua. 2-0; Dean, Daytrion 0-2; Pierce, Chance 1-0; Mack, Jamar 1-0; Williams, Dante 1-0. Baylor - Miller, Chris 5-2; Kelly, Chad 3-2; Matisick, Ross 3-2; Black, Henry 3-2; Arnold, Grayland 4-0; Vaughns, Verkedric 4-0; Lockhart, James 3-2; Williams, Jordan 3-1; Pitre, Jalen 1-2; Lynch, James 1-1; Lynch, Blake 1-1; Lewis, Ira 1-1; Bernard, Terrel 1-0; Jones, Xavier 1-0; Thomas, Derrek 1-0; Woods, JT 1-0; Ogbonnaya, Chidi 0-1; Smith, Marje 0-1; Barnes, Kalon 0-1.

BAYLOR 37, UTSA 20

ALAMODOME • SAN ANTONIO, TEXAS

SEPT. 8, 2018 • ATTENDANCE: 42,071

Before the season, Baylor coach Matt Rhule chose to alternate two quarterbacks, sophomore Charlie Brewer and senior Jalan McClendon.

Rhule has seen nothing yet that would induce him to pick one as his full-time guy. Brewer passed for 328 yards and three touchdowns, and Baylor defeated Texas-San Antonio 37-20 Saturday night. He completed 23 of 34 pass attempts.

That performance came a week after McClendon, a graduate transfer from North Carolina State, completed 10 of 13 for 173 yards with two touchdown passes and no interceptions against Abilene Christian. Brewer produced no touchdown passes and one interception in that game. McClendon completed 3 of 6 for 39 yards against UTSA.

Baylor is 2-0 after finishing 1-11 in 2017, Rhule's first season as coach. Rhule said he saw a flawed but hard-working team Saturday.

The Bears, who gained only 274 yards against UTSA during a 17-10 defeat at home last season, produced 494 while limiting UTSA to 255.

Brewer's favorite targets, Jalen Hurd and Denzel Mims, made eight receptions apiece, both exceeding 130 yards.

Baylor led 20-13 at halftime while alternating quarterbacks, but all of its points come on drives led by Brewer. The sophomore tossed two touchdown passes in the half, one to Mims, who reached high to make a 22-yard catch.

Brewer threw his third touchdown pass in the third quarter, a 7-yarder to Hurd.

SA (0-2) quarterback Cordale Grundy threw for a modest 157 yards, although his 10-yard touchdown to Blaze Moorhead early in the fourth quarter left UTSA trailing by only 27-20.

But Baylor responded with a field goal, a defensive stop and a 12-play, 78-yard touchdown drive that used seven minutes. Baylor converted three third down plays, all passes by Brewer.

POSTGAME NOTES

- Both WRs Jalen Hurd (136 yds) and Denzel Mims (133 yds) had 100-yard receiving performances, the first time the Bears have had two 100-yard receiving performances since Mims and Trestan Ebner on Oct. 21, 2017 vs. West Virginia.
- QB Charlie Brewer was 23-of-34 for 328 yards and 3 TDs. It is his fourth career 300-yard passing performance.
- QB Brewer is the 5th player in program history with 4 games of 300+ passing yards, joining Bryce Petty (16), RG3 (13), Nick Florence (9) and Seth Russell (6).
- QB Brewer's 328 passing yards are the 2nd-most of his career and 58th-most in program history (20th-most in a road game)
- RB JaMycal Hasty achieved his first-career receiving TD, a three-yard reception in the first quarter. CB Derrek Thomas collected his second-career interception in the first quarter, the first of his Baylor career.
- LB Terrel Bernard collected his first-career sack for a loss of 12 yards.
- WR Mims now sits at 1,324 yards, ranking 21st in career receiving yards. He is now averaging 17.42 yards per reception (76 career receptions).
- K/P Connor Martin was 3-for-3 (47-yarder in the 1Q, 32-yarder in the 2Q, 38-yarder in the 4Q), bringing his career marks to 25-for-29, .862 percent for career, now ranks 1st on Baylor's highest FG percentage list for a career - more than 10% better than the previous record of .731 by Terry Syler (38-of-52).

SCORING SUMMARY

BAYLOR	10	10	7	10	--	37
UTSA	3	10	0	7	--	20

1st 08:48	BU - Hasty, JaMycal 3 yd pass from Brewer, Charlie (Martin, Connor kick)
07:05	BU - Martin, Connor 47 yd field goal
05:07	UTSA - SACKETT, Jared 47 yd field goal
2nd 08:12	UTSA - SACKETT, Jared 46 yd field goal
04:03	BU - Mims, Denzel 22 yd pass from Brewer, Charlie (Martin, Connor kick)
01:56	BU - Martin, Connor 32 yd field goal
00:09	UTSA - DANIELS, B.J. 2 yd run (SACKETT, Jared kick)
3rd 03:42	BU - Hurd, Jalen 7 yd pass from Brewer, Charlie (Martin, Connor kick)
4th 13:07	UTSA - MOORHEAD, Blaze 10 yd pass from GRUNDY, Cordale (SACKETT, Jared kick)
09:29	BU - Martin, Connor 38 yd field goal
01:29	BU - Hasty, JaMycal 1 yd run (Martin, Connor kick)

STATISTICS

TEAM STATS	BU	UTSA
FIRST DOWNS	26	16
RUSHES-YARDS (NET)	31-91	26-98
PASSING YDS (NET)	403	157
Passes Att-Comp-Int	27-41-0	18-33-1
TOTAL OFFENSE PLAYS-YARDS	72-494	59-255
Fumble Returns-Yards	0-0	0-0
Punt Returns-Yards	1-3	0-0
Kickoff Returns-Yards	2-26	3-68
Interception Returns-Yards	1--7	0-0
Punts (Number-Avg)	3-41.3	5-43.0
Fumbles-Lost	1-1	0-0
Penalties-Yards	7-70	6-30
Possession Time	35:08	24:52
Third-Down Conversions	8 of 14	5 of 12
Fourth-Down Conversions	0 of 1	0 of 1
Red-Zone Scores-Chances	4-4	2-2
Sacks By: Number-Yards	3-29	2-7

INDIVIDUAL STATISTICS

RUSHING: Baylor - Lovett, John 9-47; Brewer, Charlie 8-22; Platt, Chris 1-12; Hasty, JaMycal 7-10; Ebner, Trestan 1-5; McClendon, Jalen 2--2. UTSA Daniels, B.J. 16-90; Rhodes, Jalen 2-31; Campbell Jr., G. 1-7; Grundy, Cordale 7--30.

PASSING: Baylor - Brewer, Charlie 23-34-0-328; McClendon, Jalen 3-6-0-39; Atkinson, Jared 1-1-0-36. UTSA Grundy, Cordale 18-33-1-157.

RECEIVING: Baylor - Hurd, Jalen 8-136-1; Mims, Denzel 8-133-1; Platt, Chris 4-53-0; Thornton, Tyquan 2-22-0; Brewer, Charlie 1-36-0; Henle, Christoph 1-12-0; Ebner, Trestan 1-9-0; Hasty, JaMycal 1-3-1; Henderson, Tyler 1--1-0. UTSA - Campbell Jr., G. 4-62-0; Moorhead, Blaze 4-35-1; Johnson Jr., K. 3-15-0; Ogle-Kellogg, T. 2-18-0; Daniels, B.J. 1-9-0; Woolen, Tariq 1-7-0; Sharp, Gavin 1-5-0; McCarthy, C. 1-5-0; Rhodes, Jalen 1-1-0.

INTERCEPTIONS: Abilene Christian - None. Baylor - Thomas, Derrek 1--7

FUMBLES: UTSA - 0-0; Baylor - 1-1

SACKS UTSA - Martel, Andrew 1.0-1; Dantzler, L. 1-0-4; Haynes, Jaylon 1.0-7. Baylor - Bernard, Terrel 1.0-12; Lewis, Ira 1.0-10; Williams, Deonte 1.0-4.

TACKLES (UA-A): Baylor - Bernard, Terrel 4-7; Roy, Bravvion 3-5; Johnston, Clay 2-5; Miller, Chris 3-4; Lynch James 2-4; Lynch, Blake 3-3; Lewis, Ira 2-2; Barnes, Kalon 1-2; Williams, Deonte 1-2; Pitre, Jalen 1-2; Lockhart, James 1-2; Kelly, Chad 1-1; Houston, Jameson 1-1; Hand, Harrison 1-1; Saulin, Rob 1-1; Maticcik, Ross 1-1; Thomas, Derrek, 1-1; Jones, Xavier 0-1; Roberts, Greg 0-1; Lovett, John 0-1; Texada, Raleigh 0-1; Woods, J.T. 0-1; Morgan, Christian 0-1.

UTSA - Johnson, C. 6-7; Johnson, B. 6-6; Godfrey, Darryl 4-6; Martel, Andrew 3-5; Maruo, Les 2-5; Tauaefa, Josiah 1-5; Levine, C.J. 4-4; McGhee, T. 3-4; Grady, Cassius 3-3; Dantzler, L. 3-3; Baker, Baylen 2-3; Newton, King 2-3; Carter-McLin, J. 2-3; Banks, Eric 2-2; Strong Jr., K. 2-2; Haynes, Jaylon 1-2; Campbell Jr., G. 1-1; Henry, D. 0-1.