

BAYLOR

Follow **Baylor Football** on X, Instagram and Facebook: [@BUFootball](#)

FOOTBALL GAME NOTES



GAME 8

NR/NR **BAYLOR** (3-4, 2-2 Big 12) vs. NR/NR **IOWA STATE** (4-3, 3-1 Big 12)



**Oct. 28 • 2:30 p.m. • Watch: ESPN+ • Listen: Baylor Sports Media Network via ESPN Central Texas
Waco, Texas • McLane Stadium (45,140) • Social Media: @BUFootball | #SicEm**

MEDIA INFORMATION

TV: ESPN+

Talent: Mark Neely (pxp), Barrett Brooks (analyst)
Tori Petry (sideline)

BU Radio: Baylor Sports Media Network

Satellite: Sirius 121 or 200

Talent: John Morris (pxp), J.J. Joe (analyst),
Ricky Thompson (sideline)

Live Stats: BaylorStats.com

X, IG, FB: [@BUFootball](#) | [#SicEm](#)

BAYLOR BEARS 3-4, 2-2 Big 12

Ranking	NR – AP, NR – Coaches
Head Coach	Dave Aranda (Cal Lutheran, 1999)
Career Record	23-20 (4th season)
Baylor Record	23-20 (4th season)
vs. ISU	2-1

IOWA STATE CYCOLNES 4-3, 3-1 Big 12

Ranking	NR – AP, NR – Coaches
Head Coach	Matt Campbell (Mt. Union, 2002)
Career Record	85-60 (12th season)
ISU Record	50-45 (8th season)
vs. Baylor	3-4

BAYLOR ATHLETICS COMMUNICATIONS

BRENT INGRAM Primary Contact
210-845-8651 • Brent_Ingram@baylor.edu

MAX CALDERONE Secondary Contact
254-265-1639 • Max_Calderone@baylor.edu

COLIN PIRTLE Secondary Contact
940-564-0351 • Colin_Pirtle1@baylor.edu

STORY LINES

- Baylor returns home to host Iowa State on homecoming on Saturday, with kickoff slated for 2:30 p.m.
- The Bears own a 50-43-4 all-time record on homecoming, including a 3-1 mark against Iowa State.
- BU's homecoming is the began in 1909, & is the first recognizable collegiate homecoming celebration in the nation.
- Baylor is coming off a 32-29 win over Cincinnati to improve to 2-0 on the road in 2023. BU got 316 yards passing from Blake Shapen and a career-high 130 yards receiving from Ketron Jackson Jr. in the win.
- The Bears rallied from down 35-7 late in the third quarter to post a 36-35 win at UCF. It marked the largest comeback in program history and the largest for an FBS program since 2019.
- Baylor ranks seventh in the nation in defensive TDs, third in fewest penalty yards and ninth in fumbles recovered.
- The Bears has the nation's No. 28 passing offense and the nation's No. 34 passing defense.
- Baylor has had 19 players made their starting debuts in the first three games of the year. By comparison, six players made BU starting debuts in the first three games in 2021 and nine in 2022.
- A total of 20 freshman saw action in Baylor's first three games of the year.
- Baylor has a program-record eight home games, including the first four to open the year.
- The Bears advanced to their 11th bowl game in the last 13 years in 2022.
- Coach Dave Aranda is in his fourth year at the helm of the program in Waco and with a 23-20 record owns the best 43-game record since Chuck Reedy went 23-20 in 1993-95. Aranda led the Bears to the 2021 Big 12 Conference Championship, the 2022 Sugar Bowl title and a No. 5 national ranking to conclude the 2021 season.
- The last time a Baylor coach had a better record than Aranda through their first 43 games at the helm, the year was 1954, George Sauer was the head coach, Dwight D. Eisenhower was the president, the New York Giants won the World Series & Mr. Sandman was the No. 1 song.
- The Bears were ranked or receiving votes in 10 of 16 polls in 2022 and have been ranked in 10 of the last 13 seasons.
- In the state of Texas, Baylor has the fourth-most wins in the state since 2011, behind only Houston, TCU and Texas A&M.
- The Bears added defensive coordinator/safeties coach Matt Powledge, assistant head coach/running backs coach AJ Steward and linebackers coach Christian Robinson to the staff in 2023.

2023 SCHEDULE

	Sept. 2 Texas State at Baylor Waco, Texas / McLane Stadium (45,140) / TXST scores TDs on 6 of first 9 drives	ESPN+	L, 42-31
	Sept. 9 #12/12 Utah at Baylor Waco, Texas / McLane Stadium (45,140) / Utah rallies with two TDs in final two minutes	ESPN	L, 20-13
	Sept. 16 Long Island at Baylor Waco, Texas / McLane Stadium (45,140) / Bears roll to 270 yards rushing	ESPN+	W, 30-7
	Sept. 23 #3/6 Texas at Baylor Waco, Texas / McLane Stadium (45,140) / Bears throw for 305 yards	ABC	L, 38-6
	Sept. 30 Baylor at UCF Orlando, Fla. / FBC Mortgage Stadium (45,301) / Baylor scores 29 unanswered in record comeback	FS1	W, 36-35
	Oct. 7 Texas Tech at Baylor Waco, Texas / McLane Stadium (45,140) / TTU runs for 186 yards and two TDs	ESPN2	L, 39-14
	Oct. 21 Baylor at Cincinnati Cincinnati, Ohio / Nippert Stadium (40,000) / Ketron Jackson goes for 130 yards receiving	ESPN+	W, 32-29
	Oct. 28 Iowa State at Baylor Waco, Texas / McLane Stadium (45,140) / Baylor leads series, 11-9	ESPN+	2:30 p.m.
	Nov. 4 Houston at Baylor Waco, Texas / McLane Stadium (45,140) / Baylor leads series, 14-13-1	TBD	TBD
	Nov. 11 Baylor at Kansas State Manhattan, Kan. / Bill Snyder Family Stadium (50,000) / Baylor leads, 10-9	TBD	TBD
	Nov. 18 Baylor at TCU Fort Worth, Texas / Amon G. Carter Stadium (50,000) / TCU leads, 57-53-7	TBD	TBD
	Nov. 25 West Virginia at Baylor Waco, Texas / McLane Stadium (45,140) / WVU leads, 6-4; Baylor leads 4-1 in Waco	TBD	TBD



DAVE ARANDA

HEAD COACH, FOURTH SEASON

THE ARANDA FILE

PERSONAL

Born: Sept. 29, 1976

Family: wife: Dione; children: Jaelyn, Jordyn, Ronin

EDUCATION

California Lutheran, 1999 (Philosophy)

Texas Tech, 2002 (Interdisciplinary Studies)

COACHING EXPERIENCE

1995	Redlands (Calif.) High School, DC/LB/OL
1996-99	California Lutheran, linebackers
2000-02	Texas Tech, graduate assistant
2003-04	Houston, linebackers
2005-06	California Lutheran, DC/linebackers
2007	Delta State, co-DC/secondary
2008-09	Hawaii, defensive line
2010-11	Hawaii, defensive coordinator
2012	Utah State, defensive coordinator
2013-15	Wisconsin, DC/ILB
2016	LSU, DC/linebackers
2017-19	LSU, AHC/DC/linebackers
2020-pres.	Baylor, head coach

THE ARANDA WORKSHEET

YEAR	SCHOOL	OVERALL RECORD	CONFERENCE RECORD
2020	Baylor	2-7	2-7
2021	Baylor	12-2	7-2
2022	Baylor	6-7	4-5
2023	Baylor	3-4	2-2
TOTAL	4th season	23-20	15-16

BAYLOR IN THE POLLS

WEEK	W/L	AP	COACHES	CFP
PRE	0-0	RV	RV	---
9/3	0-1	NR	NR	---
9/10	0-2	NR	NR	---
9/17	1-2	NR	NR	---
9/24	1-3	NR	NR	---
10/1	2-3	NR	NR	---
10/8	2-4	NR	NR	---
10/15	2-4	NR	NR	---
10/22	3-4	NR	NR	---

- Since 2011, combined with football, and men’s and women’s basketball, Baylor leads the nation in wins, owning 58 more wins than the next closest program (Notre Dame), and owns 174 more wins than the next closest previous program in the Big 12, Texas, who ranks No. 22.
- Defensive lineman Siaki Ika was picked in the third round of the 2022 NFL Draft following the season, giving the Bears seven draft picks in the last two years.
- Baylor welcomed 13 additions via the transfer portal, including instant-impact players in BYU offensive lineman Campbell Barrington and Clark Barrington, Liberty linebacker Mike Smith, wide receiver Ketron Jackson Jr., Utah State linebacker Bryon Vaughns, Oklahoma State running back Dominic Richardson, Maine defensive lineman Justin Sambu, Oregon defensive lineman Treven Ma’ae, Miami cornerback Isaiah Dunson, Mississippi State quarterback Sawyer Robertson, Michigan State kicker Jack Stone and North Texas tight end Jake Roberts.
- Richard Reese set a freshman program record with 972 rushing yards in 2022, earning Big 12 Offensive Freshman of the Year and Freshman All-America honors. He totaled 14 rushing TDs, the fourth-most in program history.
- Baylor’s offense had the 10th most total yards in program history in 2022 and seventh in rushing TDs.

SCOUTING THE CYCLONES

- Iowa State comes into the matchup with Baylor winners of two straight and three of its last four games. The Cyclones have wins over Cincinnati and TCU in the last two, with a 50-20 loss at Oklahoma and a 34-27 win over Oklahoma State. ISU lost 20-13 vs. Iowa, won 30-9 vs. Northern Iowa and fell 10-7 at Ohio before league play.
- The Cyclones boast one of the nation’s best defense units and have revamped their attack in 2023 to open up the offense, following the loss at Ohio. The Cyclones are averaging 23 points per game, including 328.9 yards of total offense that features 211.6 in the air and 117.3 on the ground. Defensively, ISU is allowing only 20 points per game, with 329.3 yards allowed, including 198.1 passing and 131.1 rushing.
- Rocco Becht has thrown for 1,464 yards through seven games, completing 60 percent of his passes and owning five interceptions. Eli Sanders has rushed for 263 yards and two scores, with Cartevious Norton rushing for 218 yards on 61 carries, tops on the team. Jaylin Noel has a team-leading 34 catches for 308 yards, while Jayden Higgins paces the team with three TDs on 23 grabs and a team-high 437 yards. Defensively, Beau Freyler has 55 tackles with two for a loss and three picks. Jeremiah Cooper has five interceptions and four pass break-ups, while Zach Lovett leads the team with 2.5 sacks and six QB hurries.
- Iowa State is coached by Matt Campbell, who is in his eighth year in Ames after a strong run at Toledo. He has led the Clones to winning seasons in five of seven campaigns and is coming off a 4-8 2022 season that saw ISU go 1-8 in league. Iowa State went 9-3 in 2020 including an 8-1 mark in league play and won the Fiesta Bowl.
- Campbell’s coordinators include defensive coordinator Jon Heacock, a former head coach at Youngstown State, who also coached at YSU, Indiana, Kent State and Toledo. Offensive coordinator Nate Scheelhaase also coaches QBs and is in his first season as the OC after previously serving as the running game coordinator. Scheelhaase also coached at Illinois from 2015-17. Tyson Veidt is the associate head coach and works with linebackers and has previous experience at Toledo, West Virginia and Indiana at the D1 level.
- Jamie Pollard is the AD and is in his 19th year leading the program, making him the fourth-longest serving power-five AD in the nation. Pollard is in his final year on the NCAA D1 Men’s Basketball Committee in 2023-24 and is a two-time Sports Business Journal AD of the Year finalist. He had a hall of fame athletic career at Wisconsin-Oshkosh as a cross country and track letterwinner, earning XC All-America honors in 1986, winning the D3 Outdoor 5,000 meter title with a school record. Pollard and his wife Ellen have four children, Thomas, Annie, Maggie and James.

HANKINS MAKING HISTORY

- Baylor sophomore kicker Isaiah Hankins is in the midst of a history season for the Bears. The native of Little Rock, Ark., regained his starting job in 2023 after losing it to veteran John Mayers in 2022, following a strong 2021 season in the gig.
- Hankins has the best field-goal percentage in Baylor career history, while ranking ninth in field goals made and 10th in points scored in Baylor history. He was 14 of 20 in field-goal attempts during the Big 12 Championship season in 2021, ranking among the tops in program history.
- He had a historic win at Cincinnati, connecting on field goals from 43, 45, 46 and a career-long 54 yards out. His 54 yard field goal was tied for the sixth-longest in program history and his four field goals tied the school record, done nine times and most recently in 2017 by Connor Martin vs. OU. Hankins is 15 of 18 in field-goal attempts in 2023, including 10 of 10 from inside 40 yards and 5 of 8 from 40+. He was named Big 12 Special Teams Player of the Week and the Lou Groza Award Star of the Week following the win.
- Hankins has made eight straight field-goal attempts, dating back to the UCF win.

HOMECOMING HISTORY

- Baylor’s homecoming began in 1909, marking the first recognizable collegiate homecoming celebration in the nation.
- The Bears are 50-43-4 all-time on homecoming and have won four consecutive and 11 of their last 12 homecoming matchups.
- Baylor has faced Iowa State four times on homecoming, going 3-1 vs. the Cyclones, posting a 45-27 win in 2015, a 71-7 win in 2013 - the largest margin of victory in BU homecoming history, falling in 2004 and earning wins in 1996.
- The first homecoming came in 1909 after six months of planning by faculty and students. Large delegations of former students converged on the Baylor campus to participate in a concert, receptions, speeches, class reunions, singing, a parade, a pep rally and a football victory. It was Baylor’s first “homecoming” which, except during the later years of World War II, has been an annual tradition and has grown to be the largest collegiate Homecoming celebration in the United States.

SERIES HISTORY

- Baylor leads the all-time series with Iowa State, 12-9, with the Bears owning a 7-3 lead in the series in Waco.
- The Bears have won two straight and three of the last four meetings, including a 31-24 win in Ames last year, with Iowa State claiming its last win in 2020, 38-31, and Baylor owning a 31-29 win in the meeting in Waco in 2021. The Bears have won seven of the last 10 meetings in the series.

Series History

Year	Score	Site	Date
1988	BU, 35-0	Ames	Sept. 17
1996	BU, 49-21	Waco	Oct. 26
1997	ISU, 24-17	Ames	Oct. 25
2000	ISU, 31-17	Waco	Sept. 30
2001	ISU, 41-0	Ames	Sept. 29
2004	ISU, 26-25	Waco	Oct. 23
2005	BU, 23-13	Ames	Oct. 8
2008	BU, 38-10	Waco	Oct. 11
2009	ISU, 24-10	Ames	Oct. 17
2011	BU, 49-26	Waco	Oct. 8
2012	ISU, 35-21	Ames	Oct. 27
2013	BU, 71-7	Waco	Oct. 19
2014	BU, 49-28	Ames	Sept. 27
2015	BU, 45-27	Waco	Oct. 24
2016	BU, 45-42	Ames	Oct. 1
2017	ISU, 23-13	Waco	Nov. 18
2018	ISU, 28-14	Ames	Nov. 10
2019	BU, 23-21	Waco	Sept. 28
2020	ISU, 38-31	Ames	Nov. 7
2021	BU, 31-29	Waco	Sept. 25
2022	BU, 31-24	Ames	Sept. 24

Baylor leads, 12-9

Waco: BU leads, 7-3

Ames: ISU leads, 6-5

RECORD BREAKDOWN

Current Streak	Won 1
Current Home Streak	Lost 2
Current Neutral Streak	Lost 1
Current Road Streak	Won 2
Last Win	32-29 at Cincinnati (10/21/23)
Last Home Win	30-7 vs. LIU (9/16/23)
Last Neutral Win	21-7 vs. #8 Ole Miss (1/1/22)
Last Road Win	32-29 at Cincinnati (10/21/23)
Last Loss	39-14 vs. Texas Tech (10/7/23)
Last Home Loss	39-14 vs. Texas Tech (10/7/23)
Last Neutral Loss	30-15 vs. Air Force (12/22/22)
Last Road Loss	37-28 at #24 Texas (11/25/22)

	2023	Under Aranda
Home	1-4	13-9
Road	2-0	8-10
Neutral	0-0	2-1
Natural Grass	1-0	3-5
Artificial Turf	2-4	20-15
Day Games	3-1	16-10
Night Games	0-3	7-10
vs. AP Ranked Opponents	0-2	5-11
September	2-3	10-4
October	1-1	6-7
November	0-0	5-6
December	0-0	1-3
January	0-0	1-0
Leading at Halftime	2-1	19-5
Trailing at Halftime	1-3	3-13
Tied at Halftime	0-0	1-2
Scoring First	2-2	16-8
Opponent Scoring First	1-2	7-12
Score < 20 Points	0-3	0-10
Score 20+ Points	1-1	20-10
Score 30+ Points	3-1	17-3
Score 40+ Points	0-0	7-1
Score 50+ Points	0-0	2-0
Score 60+ Points	0-0	2-0
Opponent Scores < 20 Points	1-0	11-0
Opponent Scores 20+ Points	2-3	11-19
Opponent Scores 30+ Points	1-3	3-12
Opponent Scores 40+ Points	0-1	0-3
Gain < 20 First Downs	0-3	3-13
Gain 20+ First Downs	3-1	20-7
Opponent Gains < 20 First Downs	2-1	14-6
Opponent Gains 20+ First Downs	1-3	9-15
More Rushing Yards Than Opponent	1-0	17-4
Fewer Rushing Yards Than Opponent	2-4	6-16
Rush For < 100 Yards	1-3	3-9
Rush For 100+ Yards	2-2	20-11
Opponent Rushes For < 100 Yards	0-0	9-3
Opponent Rushes For 100+ Yards	3-4	14-17
More Passing Yards Than Opponent	3-3	11-10
Fewer Passing Yards Than Opponent	0-1	12-10
Pass For < 200 Yards	0-0	8-6
Pass For 200+ Yards	2-4	13-14
Opponent Passes For < 200 Yards	2-2	12-9
Opponent Passes For 200+ Yards	1-2	10-11
More Total Yards Than Opponent	1-1	17-6
Fewer Total Yards Than Opponent	2-3	7-14
Gain < 300 Total Yards	0-0	2-8
Gain 300+ Total Yards	3-4	21-12
Opponent Gains < 300 Total Yards	1-0	9-1
Opponent Gains 300+ Total Yards	2-4	14-19
Commit No Turnovers	1-1	7-6
Commit < 3 Turnovers	2-3	18-16
Commit 3+ Turnovers	0-0	1-1
Force < 3 Turnovers	3-4	17-17
Force 3+ Turnovers	2-0	5-3
Commit < 6 Penalties	3-2	14-9
Commit 6 or + Penalties	0-1	9-10
3rd Down % < 25	0-0	0-4
3rd Down % 25-49	2-4	16-15
3rd Down % 50+	1-0	7-1
Opponent 3rd Down % < 25	1-0	4-2
Opponent 3rd Down % 25-49	2-3	14-10
Opponent 3rd Down % 50+	0-1	5-8
Lead Time of Possession	3-2	16-6
Trail Time of Possession	0-2	7-14
Overtime Games	0-0	0-2

2023 HONORS

ALFONZO ALLEN, S

Wuerffel Trophy Watch List

MONARAY BALDWIN, WR

Preseason Fourth-Team All-Big 12 (Athlon Sports)

Preseason Honorable Mention All-Big 12

(College Football Network)

Earl Campbell Tyler Rose Honorable Mention - Week 5

CLARK BARRINGTON, OL

Rimington Trophy Watch List

Lone Star Player of the Year Watch List

Preseason First-Team All-Big 12 (College Football Network)

Preseason Second-Team All-Big 12 (PFF)

Preseason Third-Team All-Big 12 (Athlon Sports, Phil Steele)

CAMPBELL BARRINGTON, OL

Preseason Honorable Mention All-Big 12

(College Football Network)

GAVIN BYERS, OL

Preseason Honorable Mention All-Big 12

(College Football Network)

TJ FRANKLIN, DL

Preseason Fourth-Team All-Big 12 (Athlon Sports)

GABE HALL, DL

Bronko Nagurski Trophy Watch List

Lone Star Player of the Year Watch List

Senior Bowl Watch List

Preseason First-Team All-Big 12 (Phil Steele)

Preseason Third-Team All-Big 12 (Athlon Sports)

Preseason Honorable Mention All-Big 12

(College Football Network)

CADEN JENKINS, CB

Big 12 Defensive Player of the Week - Week 5 (Oct. 2)

Bronko Naguski National Defensive Player of the Week (Oct. 3)

MATT JONES, LB

Senior Bowl Watch List

Preseason Second-Team All-Big 12 (Athlon Sports)

Preseason Third-Team All-Big 12 (College Football Network)

LAST MEETING

- Baylor rolled to a 31-24 win over Iowa State in Ames to open league play in 2022, owning a 31-14 lead in the fourth quarter and using an efficient offensive attack to secure the win.
- The Bears got 238 yards and three TDs passing from Blake Shapen, and 78 yards and a rushing TD from freshman Richard Reese to pull away from the Cyclones and earn the first Baylor win in Ames since 2016.
- The Baylor defense forced two interceptions and held ISU to just 66 yards rushing, totaling four sacks, including two from linebacker Bryson Jackson.
- Shapen found Ben Sims, Dillon Doyle and Gavin Holmes for TD strikes, with Holmes going for three catches and 92 yards. His 38-yard scoring grab pushed Baylor's lead to 31-14 with 9:37 left in the fourth quarter. The Cyclones cut the lead to 10 with a 75-play drive and added a field goal to set up an impactful on-side kick attempt in the closing seconds, which was grabbed by BU linebacker Matt Jones to clinch the win.

LAST TIME IN WACO

- In the meeting in 2021 in Waco, the Bears posted a 31-29 win over No. 14 Iowa State.
- The win came despite Iowa State owning a 479-282 edge in total offense, a 216-123 margin in rushing yards and committing 85 fewer yards in penalties.
- It was Baylor's fourth-consecutive win to open the season and foreshadowed a historic run to the Big 12 Championship and the 2022 Sugar Bowl.
- Baylor took a 21-13 lead at the half after scoring TDs on its first three series of the game. After the Cyclones narrowed the margin to 21-16 with a field goal midway through the third quarter, Trestan Ebner returned the ensuing kickoff 98 yards for a touchdown.
- Gerry Bohanon threw for 159 yards and two TDs and rushed for a score, with Abram Smith owning 47 yards on 10 carries. Tyquan Thornton and Ben Sims each had TD grabs and Dillon Doyle led a defense with nine tackles and two for a loss.
- Iowa State's Brock Purdy threw for 263 yards and a TD, with Breece Hall going for 190 yards and two TDs on 27 carries.

BEARS CLAIM ROAD WIN IN QUEEN CITY

- Baylor improved to 2-0 on the road in 2023 with a 32-29 win over Cincinnati in the first meeting between the two schools. The Bears used a strong passing attack and a strong defensive effort in the secondary to earn the win over UC.
- Baylor got 316 yards passing from Blake Shapen, who threw and rushed for a TD. Jake Roberts hauled in the TD pass, while Ketron Jackson Jr. had a career-high 130 yards receiving on five catches and Monaray Baldwin had seven catches for 49 yards. Defensively Matt Jones chipped in nine tackles and a TFL, breaking up two passes. TJ Franklin had 1.5 tackles for a loss, with Gabe Hall adding a sack.
- Isaiah Hankins made history with four field goals, connecting from 43, 45, 46 and a career-long 54 yards out. His 54 yard field goal was tied for the sixth-longest in program history and his four field goals tied the school record, done nine times and most recently in 2017 by Connor Martin vs. OU. Hankins is 15 of 18 in field-goal attempts in 2023, including 10 of 10 from inside 40 yards and 5 of 8 from 40+.

A BAYLOR WIN WOULD ...

- Improve Baylor to 4-4 and 3-2 in the Big 12.
- Give Baylor its third straight over ISU and improve the BU series lead to 13-10 and 8-3 in Waco.
- Make Coach Dave Aranda 3-1 vs. Iowa State.
- Improve Coach Dave Aranda to 24-20 in his fourth year as the head coach of the Bears.
- Make the Bears 631-597-44 all-time.

JENKINS RACKS UP HONORS

- Baylor football freshman cornerback Caden Jenkins has been named the Big 12 Defensive Player of the Week and the Bronko Nagurski National Defensive Player of the Week following a 36-35 win at UCF.
- In addition to making two solo tackles, the rookie from Lewisville, Texas, nabbed his first-career interception with UCF driving deep in Baylor territory looking to extend its 35-10 lead. His pick on the BU 14-yard line snuffed out the Knights' drive in the red zone and kickstarted what amounted to be Baylor's largest comeback win in school history.
- Then, with the Bears trailing by nine in the fourth quarter, Jenkins returned a UCF fumble 72 yards to the house for a scoop and score that swung the momentum heavily in BU's favor. After the extra point brought Baylor back within two points, the Bears were able to kick the game-winning field goal on their next offensive drive. Jenkins' defensive touchdown was the first by a Baylor true freshman since Chance Casey's 66-yard interception return against Northwestern State on Sept. 26, 2009.
- Jenkins becomes the 26th different Bear all-time to pick up Big 12 defensive honors for a total of 35 times. He is the first freshman in program history to earn the award. BU has had a Big 12 Defensive Player of the Week honoree in 19 of the last 20 seasons, with seven honors earned in the Dave Aranda era.

HISTORIC COMEBACK IN ORLANDO

- Baylor made history in its road league debut at UCF, rallying from down 35-7 with just under four minutes left in the third quarter to score 29 unanswered points and clip the Knights in a 36-35 win on Sept. 30 in Orlando.
- It marked the largest comeback in Baylor football history, topping a 21-point comeback win in 2014 vs. TCU, in 2011 at Kansas and in 1080 vs. SMU.
- Baylor has three fourth-quarter comeback wins under Coach Dave Aranda, including 2020 vs. Kansas State, 2021 vs. Texas and the historic win over UCF.
- Baylor's 28-point comeback win marked the largest by an FBS school since 2019.
- The last 892 FBS teams, trailing by at least 25 points entering the fourth quarter, lost.
- Baylor's 26-0 fourth quarter at UCF marks the 21st time BU has scored 26 or more in a quarter in program history and it was the highest scoring fourth quarter in program history, eclipsing the previous mark of 24 points vs. Sam Houston in 2012 and TCU in 2014.

LARGEST DEFICIT OVERCOME

	TRAILED BY	TIME, QTR.	FINAL	OPPONENT	YEAR
28	(7-35)	3:21, 3rd	36-35	at UCF	2023
21	(37-58)	11:38, 4th	61-58	TCU	2014
21	(3-24)	3:31, 3rd	31-30 (OT)	at Kansas	2011
21	(0-21)	14:28, 2nd	32-28	SMU	1980
19	(14-33)	1:22, 2nd	42-39	FRESNO STATE	1993
18	(24-42)	14:00, 3rd	67-56	vs. Washington 2011	
18	(17-35)	0:23, 2nd	36-35	KANSAS	2006
18	(0-18)		21-18	at Texas	1936

UP NEXT

- Baylor hosts Houston on Nov. 4 at McLane Stadium. Television information will be announced on Monday, Oct. 30.

BEARS IN NATIONAL STAT RANKINGS

- Baylor ranks among the nation's top 40 leaders in 10 categories, including ranking No. 28 in the nation in passing offense and No. 34 in passing defense.
- Baylor leads the Big 12 in blocked kicks, defensive TDs, fewest penalty yards, penalty yards per game and fumbles recovered.
- Individually, Isaiah Hankins ranks third in the nation in field-goals per game and 33rd in scoring, while Matt Jones ranks No. 23 in tackles for a loss. Monaray Baldwin ranks No. 26 in yards per catch.

Statistic	NCAA Rank	Big 12 Rank	Value
Blocked Kicks	7	1	2
Defensive TDs	7	1	2
Fewest Penalty Yards	3	1	181
Fewest Penalty Yards Per Game	4	1	25.86
Fumbles Recovered	9	1	7
Passing Offense	28	5	284.7
Passing Yards Allowed	34	3	199.3
Passing Yards Per Completion	30	4	13.38
Red Zone Defense	36	4	0.769
Time of Possession	23	3	32:01

DEVIN LEMEAR, S

Preseason Third-Team All-Big 12 (Phil Steele)

Preseason Fourth-Team All-Big 12 (Athlon Sports)

Preseason Honorable Mention All-Big 12

(College Football Network)

GEORGE MAILE, OL

Polynesian College Football Player of the Year Watch List

GARMON RANDOLPH, OLB

Senior Bowl Watch List

Preseason Fourth-Team All-Big 12 (Athlon Sports)

Preseason Honorable Mention All-Big 12

(College Football Network)

RICHARD REESE, RB

Maxwell Award Watch List

Doak Walker Award Watch List

Earl Campbell Tyler Rose Award Watch List

Lone Star Player of the Year Watch List

Preseason First-Team All-Big 12

(Athlon Sports, Big 12 Media, PFF)

Preseason Third-Team All-Big 12 (College Football Network)

DOMINIC RICHARDSON, RB

Preseason Third-Team All-Big 12 (Phil Steele)

JUSTIN SAMBU, DL

No. 9 Canadian Prospect for CFL Draft (CFL Scouting Bureau)

BLAKE SHAPEN, QB

Senior Bowl Watch List

Johnny Unitas Golden Arm Award Watch List

MIKE SMITH, LB

Senior Bowl Watch List

Preseason Second-Team All-Big 12 (Phil Steele)

PALMER WILLIAMS, P

Ray Guy Award Watch List

TEAM

College Football Network - Preseason Big 12

Offensive Line of the Year

Pop Tarts Bowl Crazy Play of the Week (Oct. 3)

NATIONAL POLLS

AP TOP 25

1	Georgia	7-0	1536
2	Michigan	8-0	1504
3	Ohio State	7-0	1454
4	Florida State	7-0	1408
5	Washington	7-0	1325
6	Oklahoma	7-0	1267
7	Texas	6-1	1150
8	Oregon	6-1	1133
9	Alabama	7-1	1071
10	Penn State	6-1	999
11	Oregon State	6-1	922
12	Ole Miss	6-1	889
13	Utah	6-1	868
14	Notre Dame	6-2	718
15	LSU	6-2	687
16	Missouri	7-1	594
17	North Carolina	6-1	506
18	Louisville	6-1	420
19	Air Force	7-0	395
20	Duke	5-2	371
21	Tennessee	5-2	306
22	Tulane	6-1	248
23	UCLA	5-2	243
24	USC	6-3	193
25	James Madison	7-0	167

Others receiving votes: Florida 34, Liberty 17, Kansas St. 16, Miami 12, Fresno St. 8, Oklahoma St. 5, Toledo 3, Kentucky 2, Rutgers 2, UNLV 1, Wisconsin 1.

USA TODAY TOP 25

1	Georgia	7-0	1586
2	Michigan	8-0	1522
3	Ohio State	7-0	1459
4	Florida State	7-0	1426
5	Washington	7-0	1333
6	Oklahoma	7-0	1283
7	Texas	6-1	1150
8	Alabama	7-1	1141
9	Oregon	6-1	1089
10	Penn State	6-1	1056
11	Ole Miss	6-1	931
12	Oregon State	6-1	892
13	Utah	6-1	866
14	Notre Dame	6-2	688
15	LSU	6-2	677
16	Missouri	7-1	604
17	North Carolina	6-1	574
18	Louisville	6-1	451
19	Air Force	7-0	374
20	Tennessee	5-2	356
21	Duke	5-2	350
22	USC	6-2	269
23	Tulane	6-1	202
24	UCLA	5-2	195
25	James Madison	7-0	101

Others receiving votes: Florida 52; Miami (FL) 27; Kansas State 25; Iowa 24; Fresno State 23; Oklahoma State 13; Kentucky 10; Wyoming 9; SMU 8; Liberty 8; Arizona 7; UNLV 6; Maryland 4; Kansas 4; Wisconsin 2; Toledo 2; Clemson 1.

Baylor Opponents & Big 12 teams in Bold

FRESHMEN ON THE O-LINE

- Baylor has three freshmen (true or redshirt) starting on the offensive line, more than double what the rest of the Big 12 Conference has combined, and has five freshman on the two-deep depth chart, the most in the league.
- The Bears have had 13 starts on the offensive line come from freshmen in 2023 and the rest of the league - 13 schools - have combined to have a freshman start twice on the offensive line.

School	Freshmen Start (Games)	Freshmen on Two-Deep
Baylor	3 (13 total games started)	5
BYU	0	0
Cincinnati	0	2
Houston	0	1
Iowa State	0	1
Kansas	0	1
Kansas State	0	1
Oklahoma	0	1
Oklahoma St.	0	2
Texas	0	3
Texas Tech	0	1
TCU	0	1
UCF	1 (2 total games started)	1
West Virginia	0	0

NEW QUARTERBACKS SINCE 2000

- Including Sawyertson's start vs. Utah, Baylor has had 21 different quarterbacks start a game since 2000. Below are the stats for those signal callers in their first start for the Bears.

BAYLOR QUARTERBACK STARTING DEBUTS

(SINCE 2000)

Year	Quarterback	Class	First Game	Result	Rushing	Passing
2000	Greg Cicero	So.	*at North Texas	W, 20-7	10-(-3), 0 TD	17-28-0, 213, 0 TD
2000	Guy Tomcheck	So.	SOUTH FLORIDA	W, 28-13	3-(-11), 0 TD	20-28-0, 223, 3 TD
2000	Kerry Dixon	Fr.	TEXAS A&M	L, 24-0	7-10, 0 TD	11-27-4, 107, 0 TD
2000	Josh Zachry	R-Fr.	MISSOURI	L, 47-22	18-(-37), 0 TD	15-27-1, 195, 2 TD
2001	Aaron Karas	R-Fr.	SOUTHERN ILLINOIS	W, 56-12	12-66, 1 TD	22-31-1, 331, 3 TD
2003	Shawn Bell	R-Fr.	at #1 Oklahoma	L, 41-3	1-8, 0 TD	16-30-1, 108, 0 TD
2004	Dane King Jr.	Jr.	*UAB	L, 56-14	4-(-34), 0 TD	18-29-3, 167, 1 TD
2004	Terrance Parks	R-Fr.	#2 OKLAHOMA	L, 35-0	10-(-39), 0 TD	14-22-0, 130, 0 TD
2006	Blake Szymanski	R-Fr.	at Texas Tech	L, 55-21	22-25, 2 TD	16-30-1, 197, 1 TD
2007	Michael Machen	Sr.	#19 TEXAS	L, 31-10	3-(-6), 0 TD	25-44-3, 231, 1 TD
2008	Kirby Freeman	Sr.	*#23 WAKE FOREST	L, 41-13	2-0, 0 TD	4-11-2, 31, 0 TD
2008	Robert Griffin III	Fr.	NORTHWESTERN ST	W, 51-6	10-42, 1 TD	15-19-0, 294, 3 TD
2009	Nick Florence	Fr.	KENT STATE	W, 31-15	11-60, 2 TD	20-27-0, 216, 0 TD
2013	Bryce Petty	Jr.	*WOFFORD	W, 69-3	3-3, 0 TD	19-24-0, 312, 2 TD
2014	Seth Russell	So.	NORTHWESTERN ST	W, 70-6	3-9, 1 TD	16-25-0, 438, 5 TD
2015	Jarrett Stidham	Fr.	at Kansas State	W, 31-24	7-1, 1 TD	23-33-0, 419, 3 TD
2015	Chris Johnson	So.	at #15 TCU	L, 28-21 (2ot)	15-13, 0 TD	7-24-1, 61, 1 TD
2016	Zach Smith	Fr.	KANSAS STATE	L, 42-21	4-(-9), 0 TD	27-45-3, 258, 3 TD
2017	Anu Solomon	Sr.	*LIBERTY	L, 48-45	6-97, 0 TD	14-29-1, 278, 3 TD
2017	Charlie Brewer	Fr.	at Kansas	W, 38-9	8-22, 0 TD	23-29-0, 315, 3 TD
2018	Jalan McClendon	Sr.	OKLAHOMA ST.	W, 35-31	8-28, 1 TD	10-17-1, 102, 0 TD
2021	Gerry Bohanon	Jr.	*at Texas State	W, 29-20	4-15 0 TD	15-24-0, 148, 0 TD
2021	Blake Shapen	R-Fr.	TEXAS TECH	W, 27-24	7-27 0 TD	20-34-0, 254, 2 TD
2023	Sawyer Robertson	R-So.	#12 UTAH	L, 20-13	5-19-1 TD	12-28-2, 218, 0 TD

HEAVY ON GRADUATES

- The Bears boast eight graduates on the 2023 roster, including five grad transfers.
- Returning graduates include Jacoby Clarke, TJ Franklin and Bryson Jackson, while Clark Barrington (BYU), Treven Ma’ae (Oregon), Justin Sambu (Maine), Mike Smith (Liberty) and Byron Vaughns (Utah State) joined the Bears after completing their undergraduate degrees.
- The Bears are coming off a strong semester in the spring and contributed to a 3.30 Baylor Athletics departmental GPA last spring.

BAYLOR LEADS NATION IN FOOTBALL, BASKETBALL WINS

- Baylor athletics is in the midst of a historic run of success, including recent national titles in men’s and women’s basketball, and football coming off a Big 12 Conference Championship in 2021 and the 2022 Sugar Bowl.
- Since 2011, and as of the end of the 2022-23 athletics season, no other school can compete with Baylor’s run, as the Bears lead the nation in wins combined among football, and men’s and women’s basketball. Baylor has 58 more wins than the next closest school, Notre Dame. The next Big 12 Conference team on the list is BYU at No. 13, Texas at No. 22 and West Virginia at No. 25.

RANK	SCHOOL	WINS-LOSSES
1.	Baylor	773-219
2.	Notre Dame	715-268
3.	UConn	707-270
4.	Louisville	704-275
5.	Stanford	675-294
6.	Duke	668-265
7.	Ohio State	663-286
8.	Kentucky	660-301
9.	Maryland	659-291
10.	Oregon	657-313
--		
13.	BYU	638-298
22.	Texas	599-357
25.	West Virginia	589-360

TEAM CAPTAINS

Game captains will be decided on a week-by-week basis. They are listed below.

vs. Texas State	Clark Barrington, TJ Franklin, Blake Shapen, Mike Smith Jr.
vs. Utah.....	Josh Cameron, Drake Dabney, Isaiah Hankins, Bryson Jackson.
vs. Long Island.....	Campbell Barrington, Devyn Bobby, Jonah Burton, TJ Franklin
vs. Texas.....	Clark Barrington, Devin Lemear, Mike Smith, Dominic Richardson
at UCF.....	Monaray Baldwin, Devin Lemear, Blake Shapen, Mike Smith
vs. Texas Tech	Monaray Baldwin, Gabe Hall, Matt Jones, Blake Shapen
at Cincinnati.....	Gavin Byers, Ketron Jackson Jr., Matt Jones, Garmon Randolph
vs. Iowa State.....	TBD
vs. Houston	TBD
at Kansas State.....	TBD
at TCU.....	TBD
vs. West Virginia.....	TBD

PERSON > PLAYER

- A hallmark of Coach Dave Aranda’s philosophy in building a program is placing an importance on understanding that the person is more important than the player. This mantra is executed in everything the program touches on a daily basis. Throughout the football building, signage adorns the walls that emphasize, “better people make better players” and that Baylor will “win with character”.
- Aranda preaches that players focus on today and be authentically themselves in an effort to be comfortable and confident in their roles.

BALDWIN, HALL ON ‘FREAKS’ LIST

- Baylor has a pair of players represented on The Athletic’s list of “Freaks” in college football, put together annually by Bruce Feldman.
- Junior WR Monaray Baldwin earned the No. 42 spot on the list of 100, a year after leading the Bears with 33 catches, with 565 yards and four TDs. He hit 22.8 MPH on the GPS during a TD catch vs. Oklahoma State, which marked the fastest player in college football in 2022. A 5-foot-9, 170-pounder, Baldwin bench presses 405 pounds, squats 550 pounds and power cleans 300.
- Senior defensive lineman Gabe Hall checked in No. 45 on the Freaks list. A 6-6, 296-pounder, Hall bench presses 500 pounds, squats 565, cleans 365 and did a 750-pound trap bar deadlift. He has also hit 19.9 MPH on the GPS.

TAKING ADVANTAGE OF EXTRA YEARS

- A total of six Baylor Bears are using 2023 as their additional year of eligibility through the NCAA’s COVID-19 impacted rules.
- Two returnees, including TJ Franklin and Bryson Jackson, are using 2023 as their COVID years, while transfers Mike Smith Jr., Byron Vaughns, Justin Sambu and Clark Barrington are all transfers from previous institutions and enter the season already possessing their undergraduate degrees.

FOURTH-DOWN AGGRESSIVENESS

- Baylor under Coach Dave Aranda is one of the most aggressive teams in college football on fourth down. In 2022, the Bears ranked second nationally in fourth-down conversions (30), trailing only Texas Tech (33).
- The Bears converted 63.8 percent of their fourth-down attempts, which ranked 12th among teams that have attempted 15+ fourth-down tries in 2022.

COMPARISON STATS

Baylor		ISU
3-4	Record	4-3
2-2	Conference Record	3-1
23.1	Scoring/Game	23.0
400.3	Total Offense/Game	328.9
115.6	Rushing Yards/Game	117.3
284.7	Passing Yards/Game	211.6
19.9	Kickoff Returns (avg.)	29.5
10.1	Punt Returns (avg.)	6.8
44.4	Punting (avg.)	43.7
32:01	Time of Possession/Game	30:07
38%	Third Down Conv. (pct.)	31%
30.0	Points Allowed/Game	20.0
398.4	Total Yards Allowed/Game	329.3
199.1	Rush Yards Allowed/Game	131.1
199.3	Pass Yards Allowed/Game	198.1

DOUBLE-DIGIT TACKLE GAMES

Player	2023	Career
Matt Jones	0	2

SACK LEADERS

Player	2023	Career
Gabe Hall	2.0	12.5
TJ Franklin	2.5	10.5
Matt Jones	2.0	7.0
Garmon Randolph	0.0	6.5
Bryson Jackson	0.0	6.5
Byron Vaughns	2.0	2.0
Mike Smith	1.0	1.0
Devonte Tezino	1.0	1.0
Trey Wilson	1.0	1.0
Cooper Lanz	1.0	1.0
Brendan Bett	1.0	1.0
Tre Emory	0.5	0.5
Brooks Miller	0.0	1.0
Alfonzo Allen	0.0	1.0

TFL LEADERS

Player	2023	Career
Matt Jones	9.0	15.5
Gabe Hall	2.5	14.0
TJ Franklin	5.0	14.5
Bryson Jackson	0.0	9.0
Garmon Randolph	0.0	9.0
Byron Vaughns	5.0	5.0
Mike Smith Jr.	3.0	3.0
Devin Lemear	0.5	2.5
Alfonzo Allen	0.0	2.0
Devonte Tezino	2.0	2.0
Cooper Lanz	2.0	2.0
Brooks Miller	0.0	1.5
Tony Anyanwu	0.0	1.5
Tevin Williams III	0.5	1.5
Caden Jenkins	1.0	1.0
Devyn Bobby	1.0	1.0
Isaiah Dunson	1.0	1.0
Trey Wilson	1.0	1.0
Jackie Marshall	0.0	1.0
Carl Williams IV	1.0	1.0
Carmello Jones	1.0	1.0
Brendan Bett	1.0	1.0
Tre Emory	0.5	0.5
Treven Ma'ae	0.5	0.5
Kyler Jordan	0.5	0.5
Tyrone Brown	0.0	0.5

INTERCEPTIONS

Player	2023	Career
Caden Jenkins	2	2
Carl Williams IV	1	1
Devin Lemear	0	2
Tevin Williams III	0	1
Garmon Randolph	0	1
Matt Jones	0	1

FRESHMEN, NEWCOMERS MAKE IMPACT EARLY

- The Bears have relied heavily on first-time starters and newcomers early in the 2023 season.
- A total of 22 of Baylor’s starters in the first seven games have been first-time starters. Eight of those first-time starters started both of the first two games, which makes that 25 of Baylor’s 44 starts (57%) in the first two games coming from players who had not started a game prior to 2023.
- The total of 19 first-time starters through the first three games of the year marks a stark contrast to the last two seasons, when Baylor had six combined first-time starters in 2021 and nine combined first-time starters in 2022.
- Baylor has also played 21 freshmen in 2023.
- Through the first five games, 36.3% of Baylor’s offensive and defensive snaps in 2023 came from newcomers, either transfers or freshmen.
- Through the first five games, 59.1% of Baylor’s offensive and defensive snaps have come from first or second year players, including transfers.

First-Time Starters (opponent) - 22

- Ketron Jackson, WR (vs. Texas State, Utah, LIU, Texas, UCF, TTU, UC)
- Campbell Barrington, LT (vs. Texas State, Utah [RT], LIU, Texas, UCF, TTU, UC [RG])
- Clark Barrington, C (vs. Texas State, Utah, LIU, Texas, UCF, TTU, UC [LG])
- Kaden Sieracki, RG (vs. Texas State, Utah, LIU, Texas, UCF, TTU)*
- Tate Williams, RT (vs. Texas State)
- Jake Roberts, TE (vs. Texas State, UC)
- Cooper Lanz, DL (vs. Texas State, Utah, LIU, Texas, UCF, TTU, UC)
- Kyler Jordan, OLB (vs. Texas State, Utah, LIU, Texas, UCF, TTU)
- Mike Smith Jr., LB (vs. Texas State, Utah, LIU, Texas, UCF)
- Isaiah Dunson, CB (vs. Texas State)
- Devyn Bobby, S (vs. Texas State, Utah, LIU, Texas, UCF, TTU, UC)
- Jonah Burton, WR (vs. Utah)
- Alvin Ebosele, LT (vs. Utah, LIU, Texas, UCF, TTU, UC)*
- Sawyer Robertson, QB (vs. Utah, LIU, Texas)
- Corey Gordon Jr., S (vs. Utah, LIU, Texas, UCF)*
- Caden Jenkins, CB (vs. Utah, Texas, TTU, UC)*
- Chateau Reed, CB (vs. Utah, LIU, Texas, UCF, TTU, UC)
- Gavin Yates, TE (vs. LIU)
- Carl Williams IV, CB (vs. LIU, UC)*
- Josh White, LB (vs. TTU)
- Coleton Price, C (vs. UC)*

* Freshman in *italic*, transfers underlined

First-Time Starters in First Three Games By Year

- 2021: 6 (Game 1 - 5; Game 2 - 2; Game 3 - 0)
- 2022: 9 (Game 1 - 7; Game 2 - 2; Game 1 - 1)
- 2023: 19 (Game 1 - 11; Game 2 - 6; Game 3 - 2)

Freshman Playing - 21

- Carl Williams, Caden Jenkins, Corey Gordon, Bryson Washington, DJ Coleman, Dawson Pendergrass, Tay’Shawn Wilson, Kaian Roberts-Day, Kyler Jordan, Devonte Tezino, George Maile, Kaden Sieracki, Alvin Ebosele, Matthew Klopfenstein, Micah Gifford, Trey Wilson, Palmer Williams, Jeremy Evans, Coleton Price, Jacob Redding, Coleton Price

PRESEASON HONORS

- The Bears have had a bevy of honors in the preseason, including members of several watch lists, including safety Alfonzo Allen (Wuerffel Trophy), offensive lineman Clark Barrington (Rimington Trophy), defensive lineman Gabe Hall (Bronko Nagurski Trophy) and running back Richard Reese (Maxwell Award, Doak Walker Award).
- In addition, the College Football Network named Baylor the Preseason Big 12 Offensive Line of the Year.

ROBERTSON MAKES FIRST CAREER START

- With starting quarterback Blake Shapen going down with injury in the season opener vs. Texas State, the Bears turned to redshirt sophomore QB Sawyer Robertson to make his first career start, coming vs. No. 12/12 Utah.
- Robertson, who was 6-of-12 for 113 yards, with 14 rushing yards in relief of Shapen vs. TXST, faced off with one of the nation's best defensive units in the Utah matchup. He threw for 126 yards in the first half vs. the Utes, leading the Bears to a 13-3 lead. Utah's defense stiffened in the second half and forced Robertson into a pair of interceptions. He finished with a career-high 218 yards passing and rushed for 19 yards including his first career TD.

SPRING ENROLEES

- A total of 21 of Baylor's newcomers arrived on campus to participate in spring.
- Transfers Isaiah Dunson (Miami), Sawyer Robertson (Mississippi State), RJ Martinez (Northern Arizona), Dominic Richardson (Oklahoma St.), Mike Smith (Liberty), Clark Barrington (BYU), Campbell Barrington (BYU), David Marshall Jr. (Navarro CC), Jake Roberts (UNT) and Jack Stone (Michigan State) all enrolled in time for spring practice. Several freshmen including Carl Williams, Caden Jenkins, Bryson Washington, Hawkins Polley, Matthew Klopfenstein, Jonathan Nielsen, Wes Tucker, Micah Gifford, Tay' Shawn Wilson and Palmer Williams all got a jump on spring ball.

FOURTH-MOST WINS IN TEXAS IN LAST 10+ YEARS

- Through the opening of the 2023 season, Baylor has won 99 games since 2011, fourth-most among the state of Texas' 12 FBS teams during that time.
- BU's 99 wins in the last 10+ years are shy of Texas A&M (100), Houston (100), and TCU (100), and ahead of Texas (89), SMU (75), UTSA (73), Texas Tech (72), North Texas (68), Rice (58), UTEP (45) and Texas State (44).

SCHOOL-RECORD, NCAA-LEADING EIGHT HOME GAMES

- Baylor will host a school-record eight home games at McLane Stadium in 2023.
- Baylor is the only school in the nation with eight home games in 2023 and one of 20 schools with seven or more home games.
- The season lid-lifter will start a stretch of four consecutive home games and the Bears will play five of their first six at home to open the year. The eight home games is the most in program history, and the four straight to open the year at home marks the most consecutive home games to start a season since the 2013 Big 12 Championship season.

TIGHT END U

- Baylor's offensive coordinator Jeff Grimes is also the tight-end coach for the Bears, marking one of just 10 coaches in college football to serve in those two roles.
- Grimes is one of two offensive coordinators who also serves as the tight-ends coach in the Big 12, joining Andy Kotelnicki at Kansas.
- The Bears are consistently talent rich at the tight end position and Grimes places tremendous value in the TE role in his offensive attack. Baylor regularly runs sets with two or three tight ends on the field at the same time and in 2023, boast a plethora of talent in the position, including sophomore bruiser Kelsey Johnson, North Texas transfer Jake Roberts and senior Drake Dabney. In addition, the Bears can use tight end Gavin Yates in a variety of roles, and boast youthful talent in Cody Mladenka and true freshmen Matthew Klopfenstein and Hawkins Polley.

OC/TE COACHES IN CFB

Robert Anae, NC State
Justin Burke, UTSA
Mike Denbrock, LSU
Brian Ferentz, Iowa
Jeff Grimes, Baylor
Des Kitchings, Virginia
Andy Kotelnicki, Kansas
Gerad Parker, Notre Dame
Scott Parr, Louisiana Tech
Derek Sage, Nevada

SHAPEN IS QB1

- Baylor junior Blake Shapen won the quarterback competition after a strong spring practice. The 2021 Big 12 Championship Most Outstanding Player, Shapen set a Big 12 Championship and AT&T Stadium (college games) record with 17-straight completions in the first half vs. Oklahoma State.
- He won the starting job in the 2021 spring as well and made all 13 starts as a sophomore in 2022. Shapen threw for 2,790 yards and 18 TDs during the year, adding a pair of rushing scores.
- Shapen played in six games with two starts in 2021 after a redshirt season in 2020, throwing for 596 yards and five TDs without an interception, completing 72.1 percent of his attempts.
- A native of Shreveport, La., Shapen came to Baylor as a two-sport athlete, and was on the baseball 2021 roster after coming out of high school as the No. 1-ranked high school shortstop prospect and the fourth-best HS prospect overall in Louisiana.
- He prepped at Evangel Christian Academy, where he was a four-star prospect according to ESPN and was ranked as the No. 22 QB nationally.

TRACKING BAYLOR'S FOES

Opponent	BU vs. Opp	Opp. Record	Last Game	Next Game
Texas State	L, 42-31	5-2	W, 21-20 vs. ULM	vs. Troy (10/28)
#13/13 Utah	L, 20-13	6-1	W, 34-32 at USC	vs. #8 Oregon (10/28)
LIU	W, 30-7	1-5	L, 24-13 at Maine	vs. Merrimack (10/21)
#7/8 Texas	L, 38-6	6-1	W, 31-24 at Houston	vs. BYU (10/28)
at UCF	W, 36-35	3-4	L, 31-29 at #6/7 Oklahoma	vs. West Virginia (10/28)
Texas Tech	L, 39-14	3-5	L, 27-14 at BYU	at TCU (11/2)
at Cincinnati	W, 32-29	2-5	L, 32-29 vs. Baylor	at Oklahoma State (10/28)
Iowa State	Oct. 28	4-3	W, 30-10 at Cincinnati	at Baylor (10/28)
Houston	Nov. 4	3-4	L, 31-24 vs. #8/8 Texas	at Kansas State (10/28)
at Kansas State	Nov. 11	5-2	W, 41-3 vs. TCU	vs. Houston (10/28)
at TCU	Nov. 18	4-4	L, 41-3 at Kansas State	at Texas Tech (11/2)
West Virginia	Nov. 25	4-3	L, 48-34 vs. Oklahoma State	at UCF (10/28)

BAYLOR IN THE NFL

A total of 22 former Baylor Bears are currently on National Football League rosters, including practice squads. Here is the list, along with their years at BU (as of Oct. 16, 2023):

Houston Texans

Grayland Arnold (2016-19)
Jalen Pitre (2017-21)
Jon Weeks (2004-07)

Jacksonville Jaguars

JaMycal Hasty (2016-19)
Ross Maticcik (2016-19)

Chicago Bears

Andrew Billings (2013-15)

Buffalo Bills

Terrel Bernard (2018-21)

Cleveland Browns

Siaki Ika (2021-22)

Los Angeles Chargers

JT Woods (2018-21)

Indianapolis Colts

Henry Black (2016-19)

Washington Commanders

William Bradley-King (2020)

Miami Dolphins

Xavien Howard (2013-15)
Mark Milton (2018-22)

New York Jets

Kalon Barnes (2018-21)
Xavier Newman-Johnson (2017-20)

Detroit Lions

Connor Galvin (2018-22)

Green Bay Packers

Ben Sims (2018-22)

New England Patriots

Tyquan Thornton (2018-21)

Los Angeles Rams

Grant Miller (2021-22)

Baltimore Ravens

Bravvion Roy (2016-19)

Pittsburgh Steelers

Denzel Mims (2016-19)

Minnesota Vikings

James Lynch (2017-19)



REESE REACHES 1,000

• Sophomore running back Richard Reese became the 43rd member of the 1,000 career rushing yard plateau. Reese ranks No. 38 with 1,213 yards in his career.

Baylor All-Time Rushing List

Rank	Name (Years)	Total Rushing Yards
1.	Shock Linwood (2013-16)	4,213
2.	Walter Abercrombie (1978-81)	3,665
3.	Jerod Douglas (1994-97)	2,811
4.	Jay Finley (2007-10)	2,660
5.	Alfred Anderson (1980-83)	2,424
--		
35.	Jarred Salubi (2009-12)	1,308
36.	Devin Chafin (2013-15)	1,261
37.	Bradford Lewis (1991-94)	1,230
38.	Richard Reese (2022-23)	1,213

STAFF ADDITIONS

- Baylor added several key members to its coaching and support staff in the offseason.
- The Bears have added new defensive coordinator Matt Powledge, who will also coach safeties, after Powledge spent the 2022 season as the co-defensive coordinator at Oregon. A native of Huntsville, Texas, Powledge spent two seasons as the safeties and special teams coordinator at Baylor in 2020-21 before joining the staff at Oregon.
- AJ Steward has been tabbed as the assistant head coach and running backs coach for the Bears after spending the last two seasons as the running backs coach at Oregon State. He previously had stops at Arizona (2020), BYU (2018-19) – where he coached with Jeff Grimes and Eric Mateos – and Rice (2012-17). A native of St. Louis, Mo., Steward helped Oregon State to a 10-3 record last year.
- Baylor also added Christian Robinson as the coach of the inside linebackers, with Robinson joining the staff after coaching linebackers at Auburn in 2022, which followed four seasons in the same role at Florida. Robinson, a native of Norcross, Ga., has also had coaching stops at Mississippi State, Ole Miss and Georgia, where he played for a pair of SEC Eastern Division Championship teams.

WINNING THE TURNOVER BATTLE

- Baylor has forced considerably more turnovers than it has allowed in 43 games under head coach Dave Aranda.
- BU has 74 takeaways (48 INTs, 25 FR) and 49 giveaways (31 INTs, 18 FL) in 42 games under Aranda.
- Baylor has scored 13 non-offensive touchdowns in 423 games under Aranda – three kickoff returns (Ebner x 3), five interception returns (Pitre x 2, McCarty, Walcott, Woods), one punt return (Holmes) and four fumble returns (Vaughns, Jenkins, Hall, Woods).

DISCIPLINE SHOWS IN PENALTY AVOIDANCE

- Under Coach Dave Aranda, the Bears have consistently been one of the best teams in the nation in avoiding penalties. In 2023, the Bears lead the Big 12 in fewest penalty yards per game and rank fourth nationally.
- This has come after committing nine penalties for 45 yards in the season opener vs. Texas State.
- Baylor was whistled for 10 false starts in the first two games of the year while working in a new offensive line, including six in the season opener. Since, Baylor has just five false starts called in the last five games.
- Baylor ranks fourth in the Big 12 in terms of fewest penalty yards per game since 2020 and third among teams that have been in the Big 12 all of those seasons.
- Baylor has ranked first or second in penalty yards per game over the last two seasons.

Rank	School	2023 Penalty Rank in the Big 12			
		GP	Pen.	Yards	Yards/Game
1	Baylor	7	30	181	25.9
2	Kansas	7	29	254	36.3
3	BYU	7	34	265	37.9
4	Texas	7	36	304	43.4
5	Iowa State	7	33	306	43.7
6	West Virginia	7	31	306	43.7
7	Oklahoma State	7	39	314	44.9
8	Kansas State	7	36	331	47.3
9	Houston	7	39	356	50.9
10	Texas Tech	8	43	424	53.0
11	Oklahoma	6	39	341	56.8
12	TCU	8	52	434	54.3
13	UCF	7	47	383	54.7
14	Cincinnati	7	43	395	56.4

Rank	School	2020-23 Penalty Rank Totals			
		GP	Pen.	Yards	Yards/Game
1	<i>BYU</i>	45	228	1768	39.288
2	Kansas	41	198	1,681	41.0
3	Iowa State	44	224	1,867	42.431
4	Baylor	43	232	1954	45.44
5	Kansas State	44	245	2090	47.5
6	Oklahoma State	46	209	2195	47.717
7	Texas Tech	45	263	2244	49.867
8	West Virginia	42	237	2244	53.429
9	Texas	43	279	2359	54.860
10	<i>UCF</i>	44	287	2476	56.272
11	TCU	45	287	2530	56.22
12	Oklahoma	43	280	2,464	57.302
13	<i>Houston</i>	42	321	2576	61.333
14	<i>Cincinnati</i>	44	331	2759	62.701

Italics denotes team played in a non-power 5 conference in 2020-22.

REESE SETS FRESHMAN RUSHING RECORD

- Baylor's offense was spearheaded in 2022 by the emergence of running back Richard Reese, who shattered the program record for rushing yards (972) by a freshman.
- Reese ranked fourth in the nation among freshmen rushers in 2022 and second with 14 rushing TDs, which also ranked fourth in program single-season history.
- Reese entered the 2023 season on the Maxwell Award and Doak Walker Award Watch Lists, and has earned preseason first-team All-Big 12 honors from Athlon Sports, the Big 12 media and Pro Football Focus.

NCAA Freshmen Rushing Leaders

National Rank	National Freshman Rank	Name (School)	Yards
7th	1st	Quinshon Judkins (Ole Miss)	1,567
31st	2nd	Seth Bangura (Ohio)	1,078
33rd	3rd	Nicholas Singleton (Penn St.)	1,061
44th	4th	Damien Martinez (Oregon State)	982
45th	5th	Richard Reese (Baylor)	972

300+ YARD PASSING GAMES

Player	2023	Career
Blake Shapen	3	5

100-YARD RUSHERS

Player	2023	Career
Richard Reese	1	4
Dominic Richardson	0	3
Dawson Pendergrass	1	1

100-YARD RECEIVERS

Player	2023	Career
Monaray Baldwin	2	4
Drake Dabney	1	1
Ketron Jackson Jr.	1	1

TIMES LED THE TEAM IN ...

Rushing Yards: Dominic Richardson (4), Dawson Pendergrass (1), RJ Martinez (1), Richard Reese (1)

Receiving Yards: Monaray Baldwin (3), Ketron Jackson Jr. (2), Drake Dabney (1), Hal Presley (1)

Receptions: Monaray Baldwin (4), Hal Presley (2), Jake Roberts (2), Ketron Jackson Jr. (1), Dominic Richardson (1), Armani Winfield (1), Drake Dabney (1)

Passing Yards: Blake Shapen (4), Sawyer Robertson (3)

Tackles: Matt Jones (5), Devyn Bobby (2), Mike Smith (1), Tevin Williams III (1), Jeremy Evans (1), Devin Lemear (1)

Sacks: Gabe Hall (2), Devonte Tezino (1), TJ Franklin (1), Trey Wilson (1), Byron Vaughns (1), Matt Jones (1), Cooper Lanz (1), Brendan Bett (1)

** In the event players tied for the team lead, each is listed.*

BAYLOR COMMUNICATIONS CONTACTS



Assistant AD/Communications
Primary Football Contact
Brent Ingram - 210-845-8651
brent_ingram@baylor.edu



Associate Director/
Communications
Assistant Football Contact
Max Calderone - 254-265-1639
max_calderone@Baylor.edu



Associate Director/
Communications
Assistant Football Contact
Colin Pirtle - 940-564-0351
colin_pirtle1@baylor.edu



Director/Communications
Shelby Hild - 405-7591
shelby_hild@Baylor.edu



Associate Director/
Communications
Madelon Allen - 254-252-7168
madelon_allen@Baylor.edu



Associate Director/
Communications
Katy Gilmore - 254-252-2182
katy_gilmore@baylor.edu



Associate Director/
Communications
Matt Roberts - 254-265-1639
WM_Roberts@Baylor.edu



Director of Sports Journalism
Jerry Hill - 254-709-4994
jerry_hill@baylor.edu



Assistant AD/Broadcasting
John Morris - 254-709-9687
john_morris@baylor.edu

collegepressbox
SINCE 2005 EVERYTHING BUT THE PREGAME MEAL

collegepressbox is the official media website for Division I football. Access and download game notes, quotes, statistics, media guides, headshots, logos and more for all FBS schools, conferences, postseason games, awards and the College Football Playoff. For access, please register for an account at collegepressbox.com/register.

FASTEST GUY IN COLLEGE FOOTBALL

- Junior wide receiver Monaray Baldwin was clocked as the fastest player in college football in 2022, coming on a TD catch vs. Oklahoma State.
- Baldwin, a 5-foot-9, 170-pound dynamo was clocked at 22.8 MPH on the GPS on the TD vs. OSU.
- Baldwin has been ranked as one of the top-100 “freaks” in college football by The Athletic, with his speed and alarming strength (405 bench, 550 squad, 300 power clean) allowing him to stand out.
- The Bears use Baldwin in a variety of ways in addition to his role as a primary slot receiver. Baldwin has the ability to carry the rock on jet sweep and reverse plays and return punts and kickoffs.

ADDING VIA THE PORTAL

- Following the 2021 Big 12 Championship season, the Bears elected to approach the offseason with caution in relation to the embracing of the transfer portal. The Bears added just a handful of players via the portal before the 2022 season and with a roster full of youth at skill positions during the season, Baylor has taken a different approach leading into 2023.
- Coach Dave Aranda spoke openly about his adaptation and growth via the portal during the preseason talking circuit: “One of the struggles for me,” Aranda said, “has always been if you say yes to something, a player outside your team that’s in the portal, you’re saying no to a player on your team that maybe is struggling from an injury, that’s maybe trying to get his class, his schoolwork in order, that’s maybe trying to hone the techniques of his new position that he’s playing or maybe he’s trying to gain weight or any of those things. When you bring somebody in, you almost kind of stunt the growth of that person. For me to kind of come to grips with, ‘Hey, this is what needs to happen for the betterment of the team’ as opposed to just looking at what’s best for that one particular player on your team.”
- The Bears added 13 players via the transfer portal in 2023, including BYU offensive lineman Campbell Barrington and Clark Barrington, Liberty linebacker Mike Smith, wide receiver Ketron Jackson Jr., Utah State linebacker Bryon Vaughns, Oklahoma State running back Dominic Richardson, Maine defensive lineman Justin Sambu, Oregon defensive lineman Treven Ma’ae, Miami cornerback Isaiah Dunson, Mississippi State quarterback Sawyer Robertson, Michigan State kicker Jack Stone and North Texas tight end Jake Roberts.

BARRINGTON BROS

- A big boost for the Baylor offensive attack came in the form of a BYU transfer offensive lineman, Clark and Campbell Barrington, brothers from Spokane, Wash.
- The dynamic duo arrived in time for spring practice in 2022 and immediately slotted into the rotation, with Clark manning center and Campbell seeing time primarily at left tackle and right tackle. In the win over Cincinnati, Clark and Campbell both shifted to the guard spots.
- The Barringtons are the only brother combination in the nation to start on the offensive line.
- Clark arrives having played 46 games with 40 starts at BYU, where he started the final 37 games of his career. He started all 13 games in 2022 for the Cougs at left guard, which followed an All-America season in 2021.
- Campbell played in nine games in 2022 as he battled injury. It followed a Freshman All-America season in 2021, where he helped the BYU offense score 33 points per game and average over 450 yards of total offense.
- The Barrington Bros unite with offensive line coach Eric Mateos, who coached Clark at BYU and recruited Campbell. BU OC Jeff Grimes was also the offensive coordinator while Clark was with the Cougs.

FORMER BEARS IN PRO BALL

- As of Oct. 16, there are 22 former Baylor Bears on NFL rosters.
- In addition to the 22 on NFL rosters, including the practice squad, there are four players on XFL rosters and three on USFL rosters. A total of 13 former Bears were cut on Tuesday, Aug. 29.
- Baylor has a league-high three players on the Houston Texans, including Grayland Arnold, Jalen Pitre and Jon Weeks.
- All-America defensive lineman Siaki Ika was a third-round pick in the 2023 NFL Draft and is in his rookie season with the Cleveland Browns.

RANKED IN 10 OF LAST 13 SEASONS

- The Bears entered the 2023 season receiving votes in the AP and USA TODAY Coaches Polls.
- Baylor was ranked or receiving votes in 10 of 16 polls in 2022.
- Baylor has been ranked in the AP Top 25 in 10 of 13 seasons since 2010, after going 17 years between national rankings (1993-2010). BU has been ranked in 23 of 25 spots since 2013 (exceptions No. 1 and No. 23).

KETRON A WELCOME ADDITION

- A major story for the Bears over the course of the spring and preseason has been the development of skill-player weapons in 2023. A lead in that process has been the addition of Arkansas WR transfer Ketron Jackson Jr.
- Jackson, a 6-foot-3, 208-pounder played in 25 games over the last two seasons in Fayetteville, totaling 21 catches for 374 yards and four TDs.
- Jackson has been the primary outside weapon for the Bears throughout the spring and into the opening stages of the season. He owns elite speed and ball skills and has the ability to win contested catches down the sideline.
- When Jackson arrived for spring practice as a priority transfer, he made it known to WR coach Dallas Baker, he didn't want anything given to him in terms of playing time and team status, that he was going to work for everything. "I told him that before I came in because I know how that is," said Jackson. "I respect those guys; I'm not going to do that. I'm going to work for whatever I get."

ARANDA THROUGH 43 GAMES IN BAYLOR HISTORY

- Dave Aranda is 23-20 in his first 43 games as the Baylor head coach, which is the best record through that stretch since Chuck Reedy went 23-20 from 1993-95. Only George Sauer (1950-54), Morley Jenkins (1926-30), Frank Bridges (1920-24) and Charles P. Mosely (1914-19) has more wins through the first 43 games of their BU head coaching career.

Coach	43-Game Record
Dave Aranda	23-20
Matt Rhule	18-20 (only coached 38 games at Baylor)
Art Briles	19-24
Guy Morriss	15-28
Kevin Steele	9-34
Chuck Reedy	23-20
Grant Teaff	17-24-2
John D Bridgers	23-20
George Sauer	28-12-3
Frank Kimbrough	15-23-3 (41 games at Baylor)
Morley Jenkins	25-16-2
Frank Bridges	28-12-3
Charles P. Mosley	25-15-3

BAYLOR IN OVERTIME GAMES

- Baylor is 7-9 in overtime all-time, including a 3-2 mark at home and 3-6 record away and 1-1 in neutral-site games.

Date	Opponent	Home/Away	Number of Overtimes	Final Score
Nov. 16, 1996	Iowa State	Home	3	L, 49-42
Sept. 4, 1999	Boston College	Away	1	L, 30-29
Sept. 22, 2001	New Mexico	Home	1	W, 16-13
Oct. 30, 2004	Texas A&M	Home	1	W, 35-34
Oct. 1, 2005	Texas A&M	Away	2	L, 16-13
Oct. 22, 2005	Oklahoma	Away	2	L, 37-30
Sept. 23, 2006	Army	Home	1	L, 27-20
Oct. 7, 2006	Colorado	Away	3	W, 34-31
Nov. 12, 2011	Kansas	Away	1	W, 31-30
Nov. 24, 2012	Texas Tech	Neutral	1	W, 52-45
Nov. 27, 2015	TCU	Away	2	L, 28-21
Oct. 12, 2019	Texas Tech	Home	2	W, 33-30
Nov. 9, 2019	TCU	Away	3	W, 29-23
Dec. 7, 2019	Oklahoma	Neutral	1	L, 30-23
Oct. 3, 2020	West Virginia	Away	2	L, 27-21
Sept. 10, 2022	BYU	Away	2	L, 26-20

FUDGE FOOTBALL DEVELOPMENT CENTER

- The Bears have a bevy of facility projects underway in Waco to keep Baylor among the nation's elite in terms of student-athlete support. One major project that is slated to be completed in time for the 2024 preseason is the Fudge Family Football Development Center.
- The Fudge Center will provide a new home for Baylor football, including locker rooms, meeting spaces, weight rooms, training rooms, coaching offices and recruiting areas. The state of the art building will connect to the existing Allison Indoor Facility, which will be expanded to feature a full 120-yard practice field.
- In addition to the Fudge Development Center, Baylor is preparing to open the Foster Pavilion across I-35, which will be the new home for men's and women's basketball. The building is slated to open in January for the conference basketball seasons.

ARANDA ONE OF TOP DEFENSIVE MINDS IN COUNTRY

- Fourth-year head coach Dave Aranda has earned a reputation as one of the nation's top defensive minds over his 20-plus-year career, including stops as defensive coordinator at LSU, Wisconsin, Utah State and Hawaii.
- Aranda led the LSU defense in 2019 as the Tigers posted a perfect 15-0 record and won the National Title with a 42-25 victory over Clemson in CFP National Championship Game.
- In six seasons as defensive coordinator at Power 5 schools from 2014-19, his defenses were ranked top-12 nationally in total yards five times. The units also ranked top-10 in scoring four times in seven years from 2013-19.

MATEOS MAKES 40 UNDER 40 LIST

- Baylor offensive line coach Eric Mateos has been honored as one of the '40 Under 40' Coaches in Texas by Dave Campbell's Texas Football, featuring high school and collegiate coaches.
- Mateos is in his third year as the offensive line coach for Baylor, after a decorated two-year run at BYU. He joined the Cougars staff following two years as the offensive line coach at Texas State. He prepped his coaching career as an offensive line coach at Hutchinson College, three years as a graduate assistant at Arkansas (2013-15) and a season as the graduate assistant at LSU, where he also served as the full-time tight ends coach midway through the year.
- Mateos has led dynamic offensive line units in Waco during his previous two seasons. In his first season, the Bears boasted the Big 12's best rushing attack, averaging 219.3 yards per game, the 10th-best mark in the nation. Baylor allowed the second-fewest sacks in the circuit and finished as semifinalist for the Joe Moore Award, given to the nation's best offensive line. Connor Galvin earned Big 12 Offensive Lineman of the Year and All-America honors from The Athletic and Associated Press. He was one of two All-Americans on the offensive line during Baylor's 2021 Big 12 Championship season, as Jacob Gall was named second-team All-America by the Football Writers Association of America.
- Last year, Mateos formed an elite group that totaled 182.4 rushing yards per game, totaling 2,371 total rushing yards. The Bears had 34 rushing TDs, the seventh-most in school history. Gall and Galvin each earned honorable mention All-America honors from Phil Steele and Gall was tabbed as the Best Offensive Lineman in Texas by DCTF.
- A native of Overland Park, Kan., Mateos came to Waco following two seasons at BYU, where the Cougs ranked among the nation's top-15 in 10 different offensive statistical categories, including ranking third in scoring and seventh in total offense. He mentored consensus All-America offensive tackle Brady Christensen and heled direct BYU to just 12 sacks allowed in 12 games and 34 rushing TDs, the fourth-most in the nation. BYU went 11-1 in 2022, following a Hawaii Bowl berth in his first season in 2019, that saw BYU own the nation's eighth-best offense.

GRIMES BRINGS RVO TO WACO

- Offensive coordinator Jeff Grimes - entering his third year at Baylor - has brought RVO to Waco - "Reliable Violent Offense" - an attacking, multiple-formation offense that runs a few plays a lot of ways with as much misdirection as any team in the country.
- In 2022, Baylor ranked among the tops in single-season offensive output in program history, totaling the seventh-most TDs (34), the 10th most total yards (5,380) and first downs (296), while ranking fourth-best in completion percentage (63.0).
- Baylor's offense ended the year in 2021 ranked 10th in rushing offense (219.3 yards per game), 19th in fewest interceptions thrown (seven), 14th in fewest sacks allowed (1.29/game), 20th in time of possession (31:31) and 40th in scoring offense (31.6).
- The Bears increased their rushing output by 129 yards per game from 2020 (219.3 ypg, up from 90.3 ypg), without sacrificing the passing game (203.4 passing yards per game in 2021, 219.9 ypg in 2020).
- Grimes' 2020 BYU offense finished third nationally in scoring (43.5 ppg) and seventh in total offense (522.2 ypg).
- Joining Grimes in making the move from Provo to Waco in 2021 was offensive line coach Eric Mateos, who spent two seasons at BYU. Mateos' offensive line ranked eighth nationally in 2020 with 1.0 sacks allowed per game, and the Bears ranked 14th nationally with only 1.29 sacks allowed per game in 2021.

BEARS LAUNCH BAYLOR+

- Baylor Athletics has launched Baylor+, the official content platform for the Bears. It will offer fans an insider's look into the experiences of student-athletes and coaches as well as the compelling stories that shape Baylor Athletics. Baylor+ will feature exciting coverage of the current teams in Waco, while celebrating beloved Bears' Legends and pivotal moments from the past.
- Through an exciting new partnership with Sport & Story, the leading provider of creative storytelling content in college athletics, Baylor+ is unlike anything Baylor fans have experienced before. The platform will be the home for an extensive range of original content covering all of Baylor's sports programs, with behind-the-scenes access, captivating interviews, never-before-seen archival material and historical documentary films, as well as news and information.

MARSHALL FOURTH OLDEST NON-KICKER IN NATION

- Defensive lineman David Marshall Jr., a sophomore, ranks as the fourth-oldest non-kicker in college football, checking in at 25 years old with a birthday in late November.
- Marshall came to the Bears following a brief junior college stint at Navarro CC, which followed military service. A 6-foot, 279-pounder, Marshall provides great maturity and work ethic to the defensive line room.

Oldest Non-Kickers in College Football (overall oldest)

- 1 (11). Tyrone Taleni, DL, USC (27, 6/10/96)
- 2 (15). DeAngelo Gibbs, DB, South Carolina (25, 9/23/97)
- 3 (16). Baily Smith, TE, Central Michigan (25, 10/15/97)
- 4 (17). David Marshall, DL, Baylor (25, 11/30/97)
- 5 (18). Devaughn Vele, WR, Utah (25, 12/12/97)

IKA NABBED IN NFL DRAFT

- Baylor had defensive lineman Siaki Ika picked in the 2023 NFL Draft, giving Baylor seven selections over the last two years.
- Baylor tied a program record with six players picked in the 2022 NFL Draft, led by four top-three round selections, including safety Jalen Pitre, wide receiver Tyquan Thornton, safety JT Woods and linebacker Terrel Bernard.

ROAD WARRIORS IN 2022

- Baylor won three road games in Big 12 play in 2022, which was just a win shy of equaling the program record for league wins, which had only been done in 2019, and then in 1991 and 1980 in the Southwest Conference.
- The Bears posted wins at Iowa State and Oklahoma and routed Texas Tech in Lubbock, 45-17, in a game that was billed a “black out” and featured the jersey retirement of TTU legend Patrick Mahomes. Baylor picked off five passes from the Texas Tech offense in the win.
- Baylor had only won three or more road games in league play six times in the last 30 years and only five times in the history in the Big 12, dating back to 1996.
- The Bears had gone through a 37-game stretch from 1995-2005 without a road conference win, going 0-4 in every year from 1996-2004. BU was 2-50 in road conference games from 1996-2008.

COLDEST BOWL GAME IN FOOTBALL HISTORY

- The Bears advanced to their 11th bowl game in the last 13 years with a berth in the Armed Forces Bowl in Fort Worth in 2022, playing Air Force.
- The game was the coldest bowl game in collegiate football history, kicking off at 12 degrees with significant wind throughout the game.

JACKSON SHIFTS TO STAR

- After gaining a seventh year of eligibility, Baylor’s Bryson Jackson made a late-career position change heading into 2023. Jackson, a 6-foot-2, 209-pounder had played linebacker throughout his career, excelling as a pass-rush specialist.
- In the spring of 2022, Jackson shifted to the STAR position, a hybrid safety-linebacker role – popularized by Jalen Pitre during the Big 12 Championship season in 2021. He will provide great veteran experience at the position and will rotate with a more traditional safety in certain defensive sets to properly match up with the offensive attack.
- In 2023, he made two starts at linebacker and played in all 13 games, with 21 tackles, 5.5 for a loss and three sacks, forcing and recovering a fumble and totaling three QB Hurries. He was named Big 12 Defensive Player of the Week on Sept. 26, after a two-sack, QB hurry game in a win at Iowa State.

LEMEAR PACES SECONDARY

- The Bears return one primary starter in the secondary in 2023, sophomore safety Devin Lemear. A native of Manor, Texas, Lemear started all 13 games at safety as a redshirt freshman.
- Lemear finished with 57 tackles with two for a loss, two interceptions and two fumble recoveries in 2022.
- He will pace a youthful but talented secondary that will feature new cornerbacks on both ends and a new safety starter, in addition to a new starter at STAR.

NEW LOOK O-LINE

- The Baylor offensive line will break in four new starters on the offensive line, as departing starters Connor Galvin, Jacob Gall, Grant Miller and Khalil Keith have graduated to professional football.
- The Bears return a starter in Gavin Byers, who is working on the interior of the offensive line after starting at right tackle in 2022. BU will be able to immediately plug in BYU transfers Clark and Campbell Barrington on the offensive line, with Clark set to start at center and Campbell running at left tackle. Sophomore Tate Williams and George Maile are candidates to start at guard, while Elijah Ellis, Alvin Ebosele and Kaden Sieracki are in the mix at tackle opposite Campbell Barrington.
- Nationally, the Bears rank 36th in college football in games played on the offensive line entering the year, which includes transfer portal additions.

FRANKLIN, HALL LEAD D-LINE

- The Baylor defensive line is paced in 2023 by the return of senior standouts TJ Franklin and Gabe Hall. Franklin enters his fifth season of competition, while Hall is a veteran fourth-year senior.
- A native of Temple, Texas, Franklin made 10 starts at defensive end last year and has played in 45 games over his first four seasons. He totaled 36 tackles, three for a loss, and 1.5 sacks last year.
- Hall, a native of Waller, Texas, made 12 starts a defensive end in 2022 and finished with 36 tackles, 5.5 stops for a loss and 4.5 sacks, returning a fumble for a touchdown. He enters the season as a two-time member of Bruce Feldman’s Freaks List via The Athletic.

FOOTBALL HISTORY

- The Bears are entering their 122nd season of football in 2023. The Bears have fielded a varsity team every year since 1899, save the 1906, 1943 and 1944 seasons.
- BU has won nine conference titles, including in 2021, with three Big 12 Championships and six Southwest Conference Championships.
- Baylor’s first season came in 1899-1900, a 5-1 record under Coach R.H. Hamilton that included two wins over Toby’s Business.

ONE STANDARD. ONE ACCORD.

- Baylor unveiled a mission statement under Vice President and Director of Intercollegiate Athletics Mack Rhoades in the fall of 2018, “One Standard. One Accord”, which is centered on the distinct purpose of *Preparing Champions for Life* through academic achievement, athletic success, spiritual growth and character formation.

ABOUT BAYLOR

- Baylor is situated on a 1,000-acre campus located on the Brazos River in Waco, Texas, and was chartered in 1845 by the Republic of Texas through the efforts of Baptist pioneers. It is the oldest continually operating university in Texas. Baylor is a R1 Institution according to the Carnegie Classification of Institutions of Higher Education
- BU sponsors 19 varsity sports as members of the Big 12 Conference and boasts the 2021 Men’s Basketball National Champions, the 2005, 2012 and 2019 Women’s Basketball National Champions and the 2004 Men’s Tennis National Champions, in addition to 88 Big 12 Conference Championships in the league’s 25-year history.

CAREER RECORDS UPDATE

SACKS

CAREER LEADERS

PLAYER	SEASONS	SACKS
1. James Lynch	2017-19	22.5
2. Shawn Oakman	2013-15	17.5
3. Terrel Bernard	2017-21	16.5
4. Taylor Young	2014-17	15.5
5. Daryl Gardener	1992-95	15.0
Chris McAllister	2010-13	15.0
7. Scotty Lewis	1990, 92-94	14.0
8. James Francis	1986-89	13.5
Matthew Pearson	1991-92	13.5
10. John Garrett	2000-03	13.0
Jamal Palmer	2012-15	13.0
12. Gabe Hall	2020-23	12.5
13. K.J. Smith	2014-17	12.0
Santana Dotson	1988-91	12.0
Glenn Coy	1994-97	12.0
- TJ Franklin	2019-23	10.5

PAT KICKS MADE

CAREER LEADERS

PLAYER	SEASONS	PCT	XPA	XPM
1. Aaron Jones	2010-13	.986	278	274
2. Chris Callahan	2014-16	.991	213	211
3. John Mayers	2018-22	.984	122	120
4. Robert Bledsoe	1977-80	.982	113	111
5. Jarvis Van Dyke	1993-95	.991	111	110
6. Terry Syler	1985-88	.971	104	101
7. Marty Jimmerson	1981-84	.967	91	88
8. Jeff Ireland	1988-91	.929	84	78
9. Isaiah Hankins	2021-23	.987	76	77
10. Connor Martin	2016-18	.937	79	74

PAT KICK PERCENTAGE

CAREER LEADERS MINIMUM 35 MADE

PLAYER	SEASONS	XPM	XPA	PCT
1. Matt Bryant	1997-98	42	42	1.000
2. Jarvis Van Dyke	1993-95	110	111	.991
3. Chris Callahan	2014-16	211	213	.991
4. Isaiah Hankins	2021-23	76	77	.987
5. Aaron Jones	2010-13	274	278	.9856
6. John Mayers	2018-22	120	122	.984
7. Robert Bledsoe	1977-80	111	113	.982
8. Kenny Webb	2001-04	51	52	.981
9. Terry Syler	1985-88	101	104	.971
10. Bubba Hicks	1973-75	61	63	.968
11. Marty Jimmerson	1981-84	88	91	.967
12. Carl Choate	1961-62	39	41	.951

POINTS, KICKING

CAREER LEADERS

PLAYER	SEASONS	FG	PAT	PTS
1. Aaron Jones	2010-13	59	274	451
2. Chris Callahan	2014-16	36	211	319
3. John Mayers	2018-22	34	120	222
4. Terry Syler	1985-88	38	101	215
5. Jeff Ireland	1988-91	45	78	213
6. Robert Bledsoe	1977-80	31	111	204
7. Jarvis Van Dyke	1993-95	29	110	197
8. Marty Jimmerson	1981-84	31	88	181
9. Connor Martin	2016-18	35	74	179
10. Isaiah Hankins	2021-23	29	76	163

FIELD GOALS MADE

CAREER LEADERS

PLAYER	SEASONS	PCT	FGA	FGM
1. Aaron Jones	2010-13	.628	94	59
2. Jeff Ireland	1988-91	.563	80	45
3. Terry Syler	1985-88	.731	52	38
4. Chris Callahan	2014-16	.667	54	36
5. Connor Martin	2016-18	.729	48	35
6. John Mayers	2018-22	.756	45	34
7. Robert Bledsoe	1977-80	.492	63	31
Marty Jimmerson	1981-84	.721	43	31
9. Jarvis Van Dyke	1993-95	.592	49	29
Isaiah Hankins	2021-23	.763	39	29
10. Ryan Havens	2003-06	.730	37	27

FIELD GOAL PERCENTAGE

CAREER LEADERS MINIMUM 8 MADE

PLAYER	SEASONS	FGM	FGA	PCT
1. John Mayers	2018-22	34	45	.756
2. Isaiah Hankins	2021-23	29	39	.744
3. Terry Syler	1985-88	38	52	.731
4. Connor Martin	2016-18	35	48	.729
5. Ryan Havens	2003-06	27	37	.730
6. Matt Bryant	1997-98	21	29	.724
7. Marty Jimmerson	1981-84	31	43	.721
8. Chris Callahan	2014-16	36	54	.667
Carl Choate	1961-62	8	12	.667
10. Kenny Webb	2001-04	18	28	.643
11. Aaron Jones	2010-13	59	94	.628

RUSHING YARDS

CAREER LEADERS

PLAYER	SEASONS	ATT	AVG	YDS
1. Shock Linwood	2013-16	713	5.91	4,213
2. Walter Abercrombie	1978-81	732	5.01	3,665
3. Jerod Douglas	1994-97	522	5.39	2,811
4. Jay Finley	2007-10	478	5.56	2,660
5. Alfred Anderson	1980-83	554	4.38	2,424
6. Robert Griffin III	2008-11	528	4.27	2,254
7. Darrell Bush	1997-00	503	4.47	2,249
8. Dennis Gentry	1977, 79-81	414	5.39	2,231
9. Lache Seastrunk	2012-13	289	7.57	2,189
10. David Mims	1989-92	364	5.66	2,060
11. Terrance Ganaway	2009-11	364	5.61	2,042
12. JaMycal Hasty	2016-19	386	5.18	1,998
13. Eldwin Raphael	1987-90	435	4.42	1,921
14. Terence Williams	2015-17	346	5.37	1,859
15. Robert Strait	1990-93	428	4.34	1,856
16. John Lovett	2017-20	355	5.08	1,803
17. Rashad Armstrong	2002-03	417	4.13	1,721
18. Paul Mosley	2003-06	408	4.21	1,718
19. Larry Hickman	1956-58	388	4.41	1,713
20. Treستان Ebner	2017-21	343	4.93	1,690
21. Glasco Martin	2010-13	348	4.85	1,687
22. Abram Smith	2018-21	269	6.20	1,667
23. Pinkie Palmer	1966-68	444	3.50	1,554
24. Cleveland Franklin	1973-76	303	5.08	1,538
25. Jerry Coody	1951-53	345	4.45	1,536
26. Johnny Jefferson	2014-15	236	6.46	1,524
27. Brandell Jackson	1992-94	290	5.11	1,482
28. Pat McNeil	1973-75	277	5.28	1,462
29. Steve Beard	1973-74	335	4.33	1,449
30. L.G. Dupre	1952-54	311	4.58	1,423
31. John Henry	1990-93	285	4.82	1,375
32. Ronnie Bull	1959-61	295	4.59	1,354
33. Del Shofner	1954-56	220	6.12	1,346
34. Gary Lacy	1972-73	314	4.25	1,335
35. Jarred Salubi	2009-12	250	5.23	1,308
36. Devin Chafin	2013-15	222	5.68	1,261
37. Bradford Lewis	1991-94	324	3.80	1,230
38. Richard Reese	2022-23	250	4.86	1,213

RUSHING YARDS PER GAME

CAREER LEADERS

PLAYER	SEASONS	G	YDS	YPG
1. Walter Abercrombie	1978-81	39	3,665	94.00
2. Lache Seastrunk	2012-13	24	2,189	91.21
3. Shock Linwood	2013-16	48	4,213	87.77
4. Jerod Douglas	1994-97	37	2,811	75.97
6. Steve Beard	1973-74	20	1,449	72.45
7. Rashad Armstrong	2002-03	24	1,721	71.71
8. Johnny Jefferson	2014-15	22	1,524	69.27
10. Terence Williams	2015-17	29	1,859	64.10
11. Gary Lacy	1972-73	22	1,335	60.68
12. Richard Reese	2022-23	20	1,213	60.65

COMPLETION PERCENTAGE

CAREER LEADERS MINIMUM 250 ATTEMPTS

PLAYER	SEASONS	ATT	CMP	PCT
1. Robert Griffin III	2008-11	1,192	800	.671
2. Blake Shapen	2021-23	599	384	.641
3. Charlie Brewer	2017-20	1,304	828	.635
4. Bryce Petty	2011-14	845	530	.627
5. Nick Florence	2009-12	754	466	.618
6. Shawn Bell	2003-06	914	559	.612
7. Gerry Bohanon	2018-21	313	191	.610
8. Aaron Karas	2001-04	543	321	.591
9. Blake Szymanski	2006-09	676	387	.571
10. Seth Russell	2013-16	606	345	.569

PASSING TOUCHDOWNS

CAREER LEADERS

PLAYER	SEASONS	YDS	INT	TD
1. Robert Griffin III	2008-11	10,366	16	78
2. Charlie Brewer	2017-20	9,700	28	65
3. Bryce Petty	2011-14	8,195	10	62
4. Seth Russell	2013-16	5,461	18	60
5. Nick Florence	2009-12	6,301	22	41
6. Shawn Bell	2003-04	5,666	17	38
7. Cody Carlson	1983-86	5,411	34	32
8. J.J. Joe	1990-93	5,995	28	31
9. Jeff Watson	1994-97	5,531	27	30
10. Terry Southall	1964-66	4,100	45	29
Tom Muecke	1982-85	3,688	27	29
- Blake Shapen	2021-23	4,622	10	28

PASSING EFFICIENCY

CAREER LEADERS MINIMUM 300 ATTEMPTS

PLAYER	SEASONS	CMP	ATT	PCT	YDS	TD	INT	RATING
1. Bryce Petty	2011-14	530	845	.627	8,195	62	10	166.03
2. Seth Russell	2013-16	345	606	.569	5,461	60	18	159.40
3. Robert Griffin III	2008-11	800	1,192	.671	10,366	78	17	158.90
4. Blake Shapen	2021-23	384	599	.641	4,622	28	10	144.4
5. Nick Florence	2009-12	466	754	.618	6,301	41	22	144.11
6. Gerry Bohanon	2018-21	191	313	.610	2,399	20	7	142.02
7. Charlie Brewer	2017-20	828	1,304	.635	9,700	65	28	138.14
8. J.J. Joe	1990-93	347	665	.522	5,995	31	28	134.87
9. Shawn Bell	2003-06	559	914	.612	5,666	38	17	123.23
10. Adrian Burk	1948-49	172	312	.551	2,024	20	13	122.44
11. Cody Carlson	1983-86	366	705	.519	5,411	32	34	121.72
12. Tom Muecke	1982-85	240	487	.493	3,688	29	27	121.46

NOTE: Passing Efficiency is determined by the following formula – completion percentage plus (yards per attempt times 8.4) plus (percentage of attempts for touchdown times 3.3) minus (percentage of attempts intercepted times two).

INTERCEPTION PERCENTAGE

CAREER LEADERS MINIMUM 300 ATTEMPTS

PLAYER	SEASONS	INT	ATT	PCT.
1. Bryce Petty	2011-14	10	845	.0118
2. Robert Griffin III	2008-11	17	1,192	.0142
3. Blake Shapen	2021-23	10	599	.0167
4. Shawn Bell	2003-06	17	914	.0186
5. Charlie Brewer	2017-20	28	1,304	.0214
6. Gerry Bohanon	2018-21	7	313	.0224
7. Nick Florence	2009-12	22	754	.0292
8. Seth Russell	2013-16	18	606	.0336
9. Jeff Watson	1994-97	27	802	.0337
10. Jermaine Alfred	1995-99	22	644	.0342
11. Zach Smith	2016-17	15	397	.0378
12. Adrian Burk	1948-49	13	312	.0417
13. J.J. Joe	1990-93	28	665	.0421

YARDS PER ATTEMPT

CAREER LEADERS MINIMUM 200 ATTEMPTS

PLAYER	SEASONS	ATT	YDS	YPA
1. Bryce Petty	2011-14	845	8,195	9.698
2. J.J. Joe	1990-93	665	5,995	9.015
3. Seth Russell	2013-16	606	5,461	9.000
4. Robert Griffin III	2008-11	1,192	10,366	8.696
5. Nick Florence	2009-12	754	6,301	8.357
6. Blake Shapen	2021-23	599	4,622	7.716
7. Cody Carlson	1983-86	705	5,411	7.675
8. Gerry Bohanon	2018-21	313	2,399	7.665
9. Jay Jeffrey	1980-81	360	2,739	7.608
10. Tom Muecke	1982-85	487	3,688	7.573
11. Zach Smith	2016-17	397	2,997	7.549
12. Charlie Brewer	2017-20	1,304	9,700	7.439

COMPLETIONS

CAREER LEADERS

PLAYER	SEASONS	ATT	YARDS	CMP
1. Charlie Brewer	2017-20	1,304	9,700	828
2. Robert Griffin III	2008-11	1,192	10,366	800
3. Shawn Bell	2003-06	914	5,666	559
4. Bryce Petty	2011-14	845	8,195	530
5. Nick Florence	2009-12	754	6,301	466
6. Jeff Watson	1994-97	802	5,531	425
7. Blake Shapen	2021-23	599	4,622	384
8. Brad Goebel	1987-90	730	5,026	375
9. Cody Carlson	1983-86	705	5,411	366
10. J.J. Joe	1990-93	665	5,995	347
11. Seth Russell	2013-16	606	5,461	345

PASSING YARDS

CAREER LEADERS

PLAYER	SEASONS	ATT	CMP	PCT	YDS
1. Robert Griffin III	2008-11	1,192	800	.671	10,366
2. Charlie Brewer	2017-20	1,304	828	.635	9,700
3. Bryce Petty	2011-14	845	530	.627	8,195
4. Nick Florence	2009-12	754	466	.618	6,301
5. J.J. Joe	1990-93	665	347	.522	5,995
6. Shawn Bell	2003-06	914	559	.612	5,666
7. Jeff Watson	1994-97	802	425	.530	5,531
8. Seth Russell	2013-16	606	345	.569	5,461
8. Cody Carlson	1983-86	705	366	.519	5,411
10. Brad Goebel	1987-90	730	375	.514	5,026
11. Blake Shapen	2021-23	384	599	.641	4,622
12. Neal Jeffrey	1972-74	603	321	.532	4,341
13. Blake Szymanski	2006-09	678	387	.571	4,166
14. Terry Southall	1964-66	629	328	.521	4,100
15. Jermaine Alfred	1995-99	644	322	.500	3,968
16. Aaron Karas	2001-04	543	321	.591	3,799
17. Don Trull	1961-63	537	299	.557	3,784
18. Tom Muecke	1982-85	487	240	.493	3,688
19. Zach Smith	2016-17	397	221	.557	2,997
20. Jay Jeffrey	1980-81	360	183	.508	2,739

SINGLE-SEASON RECORDS UPDATE

FIELD GOALS MADE

PLAYER	SEASON	PCT	FGA	FGM
1. Connor Martin	2017	.833	24	20
2. Aaron Jones	2010	.704	27	19
3. Jeff Ireland	1989	.750	24	18
Chris Callahan	2014	.692	26	18
5. Ryan Havens	2005	.696	23	16
Aaron Jones	2012	.593	27	16
John Mayers	2019	.842	19	16
8. Marty Jimmerson	1981	.714	21	15
Connor Martin	2018	.625	24	15
Isaiah Hankins	2023	.833	18	15
11. Bubba Hicks	1975	.700	20	14
Aaron Jones	2013	.609	23	14
Isaiah Hankins	2021	.700	20	14

FIELD GOAL PERCENTAGE MINIMUM 7 MADE

PLAYER	SEASON	FGM	FGA	PCT
1. Marty Jimmerson	1984	12	14	.857
2. Terry Syler	1985	11	13	.846
3. John Mayers	2019	16	19	.842
4. Connor Martin	2017	20	24	.833
Isaiah Hankins	2023	18	15	.833
6. Mike Conradt	1970	8	10	.800
Matt Bryant	1998	12	15	.800
8. Ryan Havens	2006	11	14	.786
9. Robert Bledsoe	1979	13	17	.765
10. Jeff Ireland	1989	18	24	.750
11. Kenny Webb	2004	11	15	.733

BY POSITION RECORDS UPDATE

CAREER RECEIVING YARDS, TIGHT END

Name	Years	Rec.	TD	Yards
1. Brad Taylor	2007-10	76	6	993
2. Justin Akers	2006-09	89	7	896
3. Ken Hodge	1962-64	60	5	883
4. Ben Sims	2018-22	78	12	785
5. Ronnie Bo Lee	1975-78	53	5	694
6. Drake Dabney	2020-23	49	6	571

CAREER RECEPTIONS, TIGHT END

Name	Years	TD	Yards	Rec.
1. Justin Akers	2006-09	7	896	89
2. Ben Sims	2018-22	12	785	78
3. Brad Taylor	2007-10	6	993	76
4. Ken Hodge	1962-64	5	883	60
5. Ronnie Bo Lee	1975-78	5	694	53
6. Drake Dabney	2020-23	6	571	49

CAREER RECEIVING TOUCHDOWNS, TIGHT END

Name	Years	Rec.	Yards	TD
1. Ben Sims	2018-22	78	785	12
2. Justin Akers	2006-09	89	896	7
3. Brad Taylor	2007-10	76	993	6
Drake Dabney	2020-23	49	571	6

SEASON RECEIVING YARDS, TIGHT END

Name	Year	Rec.	Avg.	Yards
1. Ken Hodge	1964	35	15.1	528
2. Brad Taylor	2007	35	13.3	465
3. Justin Akers	2007	43	9.9	426
4. Ben Sims	2021	31	11.6	361
5. Jack Eisenhart	1966	30	11.2	335
6. Ken Hodge	1963	19	15.1	287
7. Brad Taylor	2010	20	13.4	269
8. Ben Sims	2022	31	8.2	255
9. Drake Dabney	2023	17	14.7	250
10. Ronnie Bo Lee	1977	21	10.7	225
11. Mike McKenzie	1992	10	21.8	218

2023 GAME RECAPS

OVERALL: 3-4 (HOME 1-4, ROAD 2-0, NEUTRAL 0-0) | BIG 12 CONFERENCE: 2-2 (HOME 0-2, ROAD 2-0, NEUTRAL 0-0)

TEXAS STATE 42, RV/RV BAYLOR 31

McLANE STADIUM • WACO, TEXAS

SEPT. 2, 2023 • ATTENDANCE: 44,945

Blake Shapen threw for 303 yards and two touchdowns and also scored on a nine-yard keeper before missing the last six minutes of the game in Baylor's season-opening loss to Texas State, 42-31.

Baylor started the game with a bang, with Shapen hooking up with Hal Presley for a 40-yard pass down the far sideline, but the Bears were flagged for the first of five first-half false-start penalties and had to settle for a 23-yard field goal by Isaiah Hankins.

After the Bobcats got on the board with a 10-yard pass from Finley to Mahdi out of the backfield, the defense came up with a big play when redshirt freshman Devonte Tezino sacked Finley and forced a fumble that freshman end Trey Wilson recovered at the Texas State 36. Isaiah Hankins booted a career-long 53-yarder to make it a one-point game.

The Bobcats took a two-score lead, 21-6, on the back-to-back big-play touchdowns before Shapen scored from nine yards out for Baylor's first touchdown of the 2023 season.

Converting on fourth down for the third time, Texas State drove it 75 yards in 12 plays and scored on a Jahmyl Jeter one-yard run in the final minute of the first half.

Bears opened the second half quickly, nailing a 53-yard TD pass to Drake Dabney.

Hankins hit his third FG of the night to bring the Bears within 11 before a Texas State 26 yd TD pass to Joey Hobert.

Trying to rally from an 18-point fourth-quarter deficit, the Bears closed the gap with Shapen's two-yard TD pass to Dabney with 8:52 left in the game.

POSTGAME NOTES

- BU is now 81-37-4 all-time in season openers and 91-27-4 in home openers.
- With a temperature of 99 degrees, it marked the hottest kickoff temperature in McLane Stadium history.
- It was Baylor's first 500+ yard total offensive performance since going for 501 vs. TCU in 2023.
- Drake Dabney's 100-yard receiving game was the first for a Baylor tight end since Ken Hodge went for 121 yards on six catches in 1964 vs. Oregon State.
- Isaiah Hankins made a career-long 53 field goal in the first quarter. It was Baylor's longest field goal since John Mayers made a 51-yarder vs. TCU in 2019.
- Devyn Bobby, Kyler Jordan, Cooper Lanz, Tate Williams and Kaden Sieracki each made their first-career starts.

SCORING SUMMARY

TEXAS STATE	14	14	7	7	--	42
BAYLOR	6	7	11	7	--	69

1st 10:17 BU	Isaiah Hankins 23 yd field goal
1st 7:33 TXST	Ismail Mahdi 10 yd pass from TJ Finley (Mason Shipley kick)
1st 2:26 BU	Isaiah Hankins 53 yd field goal
1st 1:21 TXST	Ismail Mahdi 65 yd rush (Mason Shipley kick)
2nd 9:11 TXST	Donerio Davenport 27 yd pass from TJ Finley (Mason Shipley kick)
2nd 4:06 BU	Blake Shapen 9 yd rush (Isaiah Hankins kick)
2nd 0:48 TXST	Jahmyl Jeter 1 yd rush (Mason Shipley kick)
3rd 13:21 BU	Drake Dabney 53 yd pass from Blake Shapen (Ketron Jackson Jr. pass)
3rd 10:18 TXST	TJ Finley 16 yd rush (Mason Shipley kick)
3rd 1:47 BU	Isaiah Hankins 24 yd field goal
4th 13:52 TXST	Joey Hobert 26 yd pass from TJ Finley (Mason Shipley kick)
4th 8:52 BU	Drake Dabney 2 yd pass from Blake Shapen (Isaiah Hankins kick)

STATISTICS

TEAM STATS	TXST	BU
FIRST DOWNS	20	22
RUSHES-YARDS (NET)	39-143	32-108
PASSING YDS (NET)	298	416
Passes Att-Comp-Int	22-30-0	27-44-1
TOTAL OFFENSE PLAYS-YARDS	69-441	76-524
Fumble Returns-Yards	0-0	0-0
Punt Returns-Yards	1-7	1-6
Kickoff Returns-Yards	2-51	6-145
Interception Returns-Yards	1-0	0-0
Punts (Number-Avg)	3-44.3	2-40.5
Fumbles-Lost	4-2	2-1
Penalties-Yards	4-31	9-45
Possession Time	26:12	33:48
Third-Down Conversions	5 of 13	8 of 18
Fourth-Down Conversions	4 of 4	3 of 4
Red-Zone Scores-Chances	3-3	4-5
Sacks By: Number-Yards	3-21	1-1

INDIVIDUAL STATISTICS

RUSHING: Baylor-Dominic Richardson 16-79; Richard Reese 7-14; Sawyer Robertson 3-14; Hal Presley 1-3; Gavin Yates 1-0; Blake Shapen 4 -2. Texas State-Ismail Mahdi 6-83; Calvin Hill 19-53; TJ Finley 6-18; Jahmyl Jeter 3-5; Donerio Davenport 2-10.

PASSING: Baylor-Blake Shapen 21-21-0-303; Sawyer Robertson 6-12-1-113; Drake Dabney 0-1-0-0. Texas State-TJ Finley 22-30-0-298.

RECEIVING: Baylor-Drake Dabney 6-101; Ketron Jackson Jr. 6-70; Jonah Burton 5-88; Hal Presley 4-83; Monaray Baldwin 2-47; Dominic Richardson 2-18; Gavin Yates 2-8; Jake Roberts 1-1; Sawyer Robertson 1-0; Kelsey Johnson 1-0; Josh Cameron 1-0. Texas State-Joey Hobert 6-105; Kole Wilson 5-65; Ashtyn Hawkins 5-58; Calvin Hill 2-13; Donerio Davenport 1-27; Konner Fox 1-21; Ismail Mahdi 1-10; Drew Donley 1-1.

INTERCEPTIONS: Baylor-None. Texas State-Shawn Holton 1-0.

FUMBLES: Baylor-Bryson Jackson 1-0; Trey Wilson 1-0. Texas State-Kaleb Culp 1-0.

SACKS: Baylor-Devonte Tezino 1-1. Texas State-Caleb Coleman 1-9; Tavian Coleman 1-10; Sam Latham 1-2.

TACKLES (UA-A): Baylor-Mike Smith Jr. 4-1; Devyn Bobby 3-2; Matt Jones 3-2; Tevin Williams III 3-2; Isaiah Dunson 3-1; Josh White 3-1; Devin Lemear 2-2; Bryson Jackson 2-1; Corey Gordon Jr. 2-1; Alfonso Allen 2-1; TJ Franklin 1-2; Cooper Lanz 2-0; Garmon Randolph 1-1; Byron Vaughns 1-1; Caden Jenkins 1-1; Devonte Tezino 1-0; Caleb Parker 1-0; Trey Wilson 1-0; Treven Ma'ae 0-1; Gabe Hall 0-1; Kyler Jordan. Texas State-Bringer Holloway 6-2; Daniel Foster 4-1; Tory Spears 4-0; Caleb Coleman 4-0; Tavian Coleman 3-1; Sam Latham 3-1; Kenny Haynes 3-1; Shawn Holton 3-1; Joshua Eaton 2-1; Terry Webb 1-2; Kaleb Ford-Dement 2-0; Alonzo Edwards Jr. 2-0; Jordan Revels 2-0; Michael Boudin III 2-0; Kaleb Culp 2-0; Ben Bell 2-0; Kamren Washington 1-1; Julian Ortega-Jones; Chris Mills 1-0; Bryce Cagle 1-0; CJ Williams 0-1; Devin Martinez 0-1.

BAYLORBears.COM

12/12 UTAH 20, BAYLOR 13

McLANE STADIUM • WACO, TEXAS

SEPT. 9, 2023 • ATTENDANCE: 43,732

Nearly pulling off a miracle finish, the Baylor Bears fell to 12th-ranked Utah, 20-13, at McLane Stadium.

Overcoming a double-digit second-half deficit, the Utes scored twice in the last two minutes to hand the Bears their second-straight home loss to open the season.

Making his first-career start, Sawyer Robertson, while filling in for an injured Blake Shapen, threw for 218 yards and also scored on a four-yard touchdown run in the first half. But a pair of second-half interceptions led to the 10 points that proved to be the difference.

Baylor, took a 10-3 halftime lead on Robertson's four-yard TD run and the first of two Isaiah Hankins field goals. Hankins missed a 45-yarder late in the half.

The Bears tacked on a Hankins' 24-yarder to go up 13-3 on the first series of the third quarter, but those would be the last points they scored.

Utah had a 15-play, 88-yard drive that took more than eight minutes off the clock, tying it up on a seven-yard TD run by redshirt freshman quarterback Nate Johnson.

After Utah tied it up, Robertson was picked off by safety Cole Bishop on a third-and-16 from his own 20-yard line. Jaylon Glover scored from 11 yards out to give the Utes their first lead of the game with 17 seconds left.

Down to 14 seconds and no timeouts after the kickoff, Robertson hit Hal Presley for a short gain, then found him down the near sideline for a 47-yard pickup to Utah's 22-yard line with one second left.

On the last play, on an attempt to find Ketron Jackson Jr., the ball sailed over the Arkansas transfer's head as time expired.

POSTGAME NOTES

- This was the first all-time meeting in the series with the Utes.
- The Bears allowed only six points in the first three quarters, their fewest allowed since a shutout win over Texas Southern in 2021.
- The Bears are 37-20 all-time at McLane Stadium.
- Baylor is 14-8 under Aranda when scoring first.
- Sawyer Robertson threw for a career-high 218 yards and rushed five times for 19 yards and his first career TD.
- Matt Jones had a game-high nine tackles, with two pass break-ups.
- Devyn Bobby had a career-best six tackles.
- Caden Jenkins, Alvin Ebosele, Jonah Burton, Sawyer Robertson and Chateau Reed each made their first-career starts.

SCORING SUMMARY

UTAH	0	3	3	14	--	20
BAYLOR	0	10	3	0	--	13

1st 13:03 BU	Isaiah Hankins 34 yd field goal
2nd 9:04 UTAH	Cole Becker 31 yd field goal
2nd 3:03 BU	Sawyer Robertson 4 yd rush (Isaiah Hankins kick)
3rd 11:00 BU	Isaiah Hankins 24 yd field goal
3rd 4:05 UTAH	Cole Becker 46 yd field goal
4th 1:59 UTAH	Nate Johnson 7 yd rush (Cole Becker kick)
4th 0:17 UTAH	Jaylon Glover 11 yd rush (Cole Becker kick)

STATISTICS

TEAM STATS	UTAH	BU
FIRST DOWNS	20	14
RUSHES-YARDS (NET)	47-224	29-121
PASSING YDS (NET)	153	218
Passes Att-Comp-Int	12-26-1	12-28-2
TOTAL OFFENSE PLAYS-YARDS	73-377	57-339
Fumble Returns-Yards	0-0	0-0
Punt Returns-Yards	2-28	0-0
Kickoff Returns-Yards	1-24	3-52
Interception Returns-Yards	2-9	1-3
Punts (Number-Avg)	4-45.4	4-46.5
Fumbles-Lost	1-0	0-0
Penalties-Yards	7-59	5-35
Possession Time	36:17	23:43
Third-Down Conversions	8 of 17	3 of 11
Fourth-Down Conversions	0 of 1	0 of 0
Red-Zone Scores-Chances	3-3	3-3
Sacks By: Number-Yards	2-2	1-1

INDIVIDUAL STATISTICS

RUSHING: Baylor-Dominic Richardson 14-77; Richard Reese 7-21; Sawyer Robertson 5-19; Jonah Burton 2-2; Dawson Pendergrass. Utah-Ja'Quinden Jackson 19-129; Jaylon Glover 7-40; Nate Johnson 11-32; Bryson Barnes 8-21; Charlie Vincent 1-4; Mycah Pittman 1 -2.

PASSING: Baylor-Sawyer Robertson 12-28-2-218. Utah-Bryson Barnes 6-7-1-71, Nate Johnson 6-7-0-82.

RECEIVING: Baylor-Hal Presley 4-72; Ketron Jackson Jr. 2-69; Richard Reese 2-16; Dominic Richardson 2-15; Drake Dabney 1-35; Jonah Burton 2-11. Utah-Mike Matthews 4-48; Money Parks 3-33; Devaughn Vele 2-37; Miki Suguturaga 1-13; Ja'Quinden 1-11; Mycah Pittman 1-11.

INTERCEPTIONS: Baylor-Kyler Jordan 1-3. Utah-Zemaiah Vaughn 1-0; Cole Bishop 1-9.

FUMBLES: Baylor-None. Utah-Nate Johnson 1-0.

SACKS: Baylor-Gabe Hall 1-2; TJ Franklin 1-1; Trey Wilson 1-5. Utah-None.

TACKLES (UA-A): Baylor-Matt Jones 6-4; Mike Smith Jr. 5-3; DJ Coleman 5-1; Cooper Lanz 3-3; Corey Gordon Jr. 3-3; Devyn Bobby 2-4; Gabe Hall 2-2; Kyler Jordan 1-3; Chateau Reed 3-0; TJ Franklin 3-0; Caleb Parker 2-0; Devonte Tezino 2-0; Caden Jenkins 1-1; Byron Vaughns 1-1; Trey Wilson 1-1; Bryson Jackson 1-0; Alfonso Allen 1-0; Dominic Richardson 1-0; Josh White 0-1. Utah-Levanni Damuni 7-2; Sione Vaki 7-1; Zemaiah Vaughn 2-3; Cole Bishop 2-3; Lander Barton 2-2; Keanu Tanuvasa 3-0; Jonah Ellis 2-1; Jadon Pearson 2-0; Tao Johnson 1-1; Logan Fano 1-1; Alicki Vimahi 1-0; JaTravis Broughton 1-0; Van Fllinger 1-0; Kaeo Akana 1-0.

GAME 8 - IOWA STATE 2023 GAME RECAPS

OVERALL: 3-4 (HOME 1-4, ROAD 2-0, NEUTRAL 0-0) | BIG 12 CONFERENCE: 2-2 (HOME 0-2, ROAD 2-0, NEUTRAL 0-0)

BAYLOR 30, LONG ISLAND 7

McLANE STADIUM • WACO, TEXAS

SEPT. 16, 2023 • ATTENDANCE: 43,732

Baylor leaned on its rushing attack to defeat the visiting Long Island Sharks, 30-7, in a game that included a two-hour-plus weather delay.

Freshman **Dawson Pendergrass** topped the 100-yard mark with 111 yards and one touchdown on 21 carries, while **Richard Reese** scored twice from 13 yards out and had 82 yards on 12 totes to help the Bears pick up their first win of the season and snap a six-game losing streak overall.

Baylor piled up 270 yards rushing for the game, with freshman **Bryson Washington** adding 45 yards on 10 carries. Making his second start, sophomore quarterback **Sawyer Robertson** completed 10-of-22 passes for 113 yards and one touchdown and added a 14-yard run.

Long Island, a sixth-year FCS program playing just its second Power 5 team, managed just 17 yards total until late in the first half and trailed 16-0 after a safety. But the Sharks got a fourth-down stop near midfield and got on the board with a 10-yard keeper by Chris Howell with 40 seconds left in the half.

After the teams went back to the locker rooms for an extended halftime that stretched into more than a two-hour delay, the Bears went 76 yards in 13 plays and went up 23-7 on Reese's second TD of the day.

The Sharks stuck to the ground and marched from their own 20 down to Baylor's 27, but sacks from **Mike Smith** and **Byron Vaughns** gave the Bears back the ball.

Baylor answered with a 10-play, 57-yard scoring drive and pushed the lead to 30-7 with Robertson's four-yard TD pass to tight end **Drake Dabney** on a perfectly executed play-action.

Long Island threatened again late, but Joey Spano's 43-yard field goal attempt was blocked by **Trey Wilson** and returned by **Alfonzo Allen** into LIU territory.

POSTGAME NOTES

- Baylor allowed only 183 yards of total offense, its fewest total yards allowed since surrendering 166 vs. Kansas in 2021
- **Trey Wilson** blocked a field goal in the fourth quarter, marking Baylor's first blocked kick since a win over Texas State in 2022.
- The Bears recorded their first safety since Christian Morgan's in 2022 at Texas.
- **Richard Reese** rushed for the fifth multi-TD game of his career.
- **Dawson Pendergrass** had a career-high 111 yards rushing on 21 carries, both career highs, and scored his first career TD.
- **Bryson Washington** had a career-high 10 carries and 45 yards rushing
- **Byron Vaughns** finished with two sacks.
- **Sawyer Robertson** threw for 113 yards and had his first career passing TD.
- **Carl Williams IV** picked off his first career pass and recorded his first career tackle for a loss

SCORING SUMMARY

LONG ISLAND	0	7	0	0	--	7
BAYLOR	7	9	7	7	--	30

1st 3:44	BU	Richard Reese 13 yd rush (Isaiah Hankins kick)
2nd 8:27	BU	Dawson Pendergrass 1 yd rush (Isaiah Hankins kick)
2nd 6:55	BU	Safety
2nd 0:40	LIU	Chris Howell 10 yd rush (Michael Coney kick)
3rd 6:51	BU	Richard Reese 13 yd rush (Isaiah Hankins kick)
4th 5:45	BU	Drake Dabney 3 yd pass from Sawyer Robertson (Isaiah Hankins kick)

STATISTICS

TEAM STATS	LIU	BU
FIRST DOWNS	10	26
RUSHES-YARDS (NET)	29-143	48-270
PASSING YDS (NET)	183	278
Passes Att-Comp-Int	6-14-1	13-27-0
TOTAL OFFENSE PLAYS-YARDS	43-183	75-391
Fumble Returns-Yards	1-(-10)	0-0
Punt Returns-Yards	0-0	1-5
Kickoff Returns-Yards	0-0	3-35
Interception Returns-Yards	0-0	1-0
Punts (Number-Avg)	4-43.5	2-47
Fumbles-Lost	1-0	1-1
Penalties-Yards	5-45	2-15
Possession Time	23:36	36:24
Third-Down Conversions	1 of 9	6 of 14
Fourth-Down Conversions	1 of 3	5 of 6
Red-Zone Scores-Chances	1-1	4-4
Sacks By: Number-Yards	0-0	3-25

INDIVIDUAL STATISTICS

RUSHING: Baylor-Dawson Pendergrass 21-111; Richard Reese 12-82; Bryson Washington 10-45; Jordan Jenkins 2-19; Sawyer Robertson 1-14; Jordan Nabors 1-4; Monaray Baldwin 1-5; LIU-Jaden Dawkins 1-42; Pat Bowen 5-32; Chris Howell 8-29; Davon Wells 1-22; Ethan Greenwood 9-13; Kyren Petteway 1-9; Aviyon Smith-Mack-2-4; Zach Rhodes 1-3.

PASSING: Baylor-Sawyer Robertson 10-22; RJ Martinez 3-2; LIU-Chris Howell 4-10; Ethan Greenwood 2-4.

RECEIVING: Baylor-Jake Roberts 3-20; Ketrone Jackson Jr. 2-29; Kelsey Johnson 2-28; Dawson Pendergrass 2-24; Josh Cameron 1-11; Jonah Burton 1-5; Drake Dabney 1-3; Bryson Washington 1-1; LIU-Aviyon Smith-Mack 1-35; Maurice Smith 1-4; Jaden Dawkins 1-3; Leak Bryant 1-0; Pat Bowen 1-1; Kyren Davon Wells 1-1.

INTERCEPTIONS: Baylor-Carl Williams IV 1-0; LIU-None.

FUMBLES: Baylor-Ketrone Jackson Jr. 1-1; LIU-Kam Canterbury 1-0

SACKS: Baylor-Byron Vaughns 2-20; TJ Franklin 1-5; LIU-None.

TACKLES (UA-A): Baylor-Jeremy Evans 4-0; Bryson Jackson 3-0; Matt Jones 2-1; Tyler Jordan 2-0; Mike Smith Jr. 2-0; Byron Vaughns 2-0; Chateau Reed 2-0; Romario Noel 2-0; Caden Jenkins 1-0; Carl Williams IV 1-0; Richard Reese 1-0; TJ Franklin 1-0; Devyn Bobby 1-0; Alfonso Allen 0-1; Brooks Miller 0-1; Justin Sambu 0-1; Tyrone Brown 0-1. LIU-Antwan Spencer 7-3; Leisaan Hibbert 7-2; Shemar Paul 5-2; DQ Watkins 3-2; Ayinde Johnson 4-0; Eric O'Neill 3-2; Elijah St. John 2-2; Matthew Nieves 2-2; Ja Nyus Morgan 3-0; Larry Elder 1-2; Rafael Fasolino 1-0; Caleb Narley 1-0; Reese Dykstra 1-0; Jaylon McGee 1-0; Rudy Silveira 0-1; Javal Stator 0-1; Gralyn Stokes 0-1; Mason Buono 0-1; Luke Kelley 0-1.

2023 BAYLOR FOOTBALL GAME NOTES

TEXAS 38, BAYLOR 6

McLANE STADIUM • WACO, TEXAS

SEPT. 23, 2023 • ATTENDANCE: 49,165

Using a balanced attack that included a 293-yard passing night by sophomore quarterback Quinn Ewers, the third-ranked Texas Longhorns defeated Baylor, 38-6, before a sellout crowd at McLane Stadium. This was the 113th meeting all-time and the last as Big 12 Conference foes.

Making his third-consecutive start, sophomore quarterback **Sawyer Robertson** was 20-of-35 for 203 yards and was picked off once. **RJ Martinez** was 9-of-18 for 102 yards, helping Baylor finish with 365 yards total offense and 19 first downs.

Isaiah Hankins kicked the first of two first-half field goals from 22 yards out, with the Bears getting points after a nine-play, 70-yard drive that included a 39-yard pass from Sawyer Robertson to **Ketrone Jackson Jr.**

Still trailing just 7-3 five minutes into the second quarter, the Bears gave up a 29-yard TD run by Ewers on a third-down play that capped a nine-play, 75-yard drive and extended UT's lead to 14-3 with 9:07 left in the half.

The Longhorns exploded for 21 points in a seven-minute stretch. Just after on a muffed punt return by Worthy, the Bears tacked on a 36-yard field goal by Hankins that made it 28-6.

Xavier Worthy had a 40-yard punt return after a three-and-out by the Baylor offense, which led to CJ Baxter bouncing it outside to score from seven yards out to make it 21-3.

After a fourth-down stop near midfield, it took Texas just five plays to march 46 yards and score on a two-yard run by Jonathon Brooks for his second touchdown of the night.

After taking a 28-6 lead at the half, the Longhorns tacked on a 37-yard field goal by Bert Auburn and a 21-yard touchdown pass from Ewers to Xavier Worthy that provided the final margin.

POSTGAME NOTES

- A crowd of 49,165 was the fifth-largest attendance in McLane Stadium history and the 11th in Baylor history.
- Baylor had a conference opener streak of six straight wins snapped.
- The Bears are 59-196-6 all-time against ranked foes.
- **Drake Dabney** caught two balls and now has 42 catches in his career, ranking sixth among tight ends in program history.
- **Matt Jones** finished with eight tackles, 3.5 for a loss and two sacks.
- **Garrison Grimes** recovered his first two career fumbles.
- **Isaiah Hankins** was 2-of-2 and has scored 135 points in his career, ranking tied with Ryan Havens (2003-06) for 10th in program history.

SCORING SUMMARY

TEXAS	7	21	10	0	--	38
BAYLOR	3	3	0	0	--	6

1st 5:05	UT	Jonathon Brooks 40 yd rush (Bert Auburn kick)
1st 1:07	BU	Isaiah Hankins 22 yd field goal
2nd 9:07	UT	Quinn Ewers 29 yd rush (Bert Auburn kick)
2nd 7:03	UT	CJ Baxter 7 yd rush (Bert Auburn kick)
2nd 2:26	UT	Jonathon Brooks 2 yd rush (Bert Auburn kick)
2nd 0:44	BU	Isaiah Hankins 36 yd field goal
3rd 12:24	UT	Bert Auburn 37 yd field goal
3rd 5:36	UT	Xavier Worthy 21 yd pass from Quinn Ewers (Bert Auburn kick)

STATISTICS

TEAM STATS	UT	BU
FIRST DOWNS	24	19
RUSHES-YARDS (NET)	34-175	31-60
PASSING YDS (NET)	328	305
Passes Att-Comp-Int	19-25-0	29-53-1
TOTAL OFFENSE PLAYS-YARDS	59-503	84-365
Fumble Returns-Yards	0-0	0-0
Punt Returns-Yards	4-51	0-0
Kickoff Returns-Yards	2-12	1-15
Interception Returns-Yards	1-5	0-0
Punts (Number-Avg)	4-44.8	6-44.7
Fumbles-Lost	3-2	0-0
Penalties-Yards	2-20	4-21
Possession Time	26:30	33:30
Third-Down Conversions	3 of 9	5 of 18
Fourth-Down Conversions	0 of 0	1 of 5
Red-Zone Scores-Chances	3-4	2-6
Sacks By: Number-Yards	5-29	3-15

INDIVIDUAL STATISTICS

RUSHING: Baylor-RJ Martinez 3-22; Dawson Pendergrass 6-21; Jordan Nabors 3-19; Richard Reese 3-8; Dominic Richardson 6-4; Sawyer Robertson 10-14; Texas-Jonathon Brooks 18-106; CJ Baxter 6-21; Jaydon Blue 3-17; Quinn Ewers 5-16; Keilan Robinson 1-9; Savion Red 1-6.

PASSING: Baylor-Sawyer Robertson 20-35; RJ Martinez 9-18. Texas-Quinn Ewers 18-23; Xavier Worthy 1-1; Maalik Murphy 0-1.

RECEIVING: Baylor-Monaray Baldwin 3-81; Ketrone Jackson Jr. 3-55; Armani Winfield 3-42; Jake Roberts 3-20; Hal Presley 3-17; Dominic Richardson 3-16; Josh Cameron 2-19; Kelsey Johnson 2-18; Drake Dabney 2-8; Richard Reese 2-4; Jonathan Davidson 1-18; Jordan Nabors 1-5; Dawson Pendergrass 1-2; Texas-Ja Tavion Sanders 5-110; Adonai Mitchell 3-46; Xavier Worthy 3-31; Gunnar Helm 2-37; Jordan Whittington 2-19; CJ Baxter 2-16; Johnat Cook II 1-51; Jonathon Brooks 1-18.

INTERCEPTIONS: Baylor-None. Texas-Jaylan Ford 1-5.

FUMBLES: Baylor-None. Texas-Keilan Robinson 1-0, Xavier Worthy 1-1, Jordan Whittington 1-1

SACKS: Baylor-Matt Jones 2-8; Mike Smith Jr. 1-7. Texas-Byron Murphy II 2-8; Jett Bush 1-8; Vernon Broughton 1-3; Justice Finkley 1-10.

TACKLES (UA-A): Baylor-Devin Lemaire 6-3; Matt Jones 7-1; Devyn Bobby 6-2; Caden Jenkins 6-1; Mike Smith Jr. 4-2; Cooper Lanz 2-2; Chateau Reed 2-1; Treven Ma'ae 0-3; Carl Williams IV 2-0; Gabe Hall 1-0; Jeremy Evans 1-0; DJ Coleman 1-0; Tyler Jordan 1-0; Caleb Parker 1-0; Drake Dabney 1-0; TJ Franklin 0-1; Corey Gordon Jr. 0-1; Byron Vaughns 0-1. Texas-Jaylan Ford 4-4; Anthony Hill Jr. 5-1; Byron Murphy II 4-0; Ryan Waits 4-0; Gavin Holmes 4-0; Malik Muhammad 4-0; TVondre Sweet 3-1; David Chenda 2-2; Derek Williams Jr. 3-0; Morice Blackwell Jr. 1-2; Michael Taaffe 2-0; Jalen Catalan 2-0; Jett Bush 1-1; Vernon Broughton 1-0; Barryn Sorrell 1-0; Alfred Collins 1-0; Quintrevion Wisner 1-0; Justice Finkley 1-0; Aaron Bryant 1-0; Ethan Burke 0-1.

2023 GAME RECAPS

OVERALL: 3-4 (HOME 1-4, ROAD 2-0, NEUTRAL 0-0) | BIG 12 CONFERENCE: 2-2 (HOME 0-2, ROAD 2-0, NEUTRAL 0-0)

BAYLOR 36, UCF 35

FBC MORTGAGE STADIUM • ORLANDO, FLA.

SEPT. 30, 2023 • ATTENDANCE: 44,005

Completing the biggest comeback in program history, Baylor scored 29 unanswered points in the last 19 minutes to pull out a 36-35 stunner over the UCF Knights before a packed house in the first Big 12 game at FBC Mortgage Stadium.

Blake Shapen completed 21-of-34 passes for 293 yards and one touchdown and also scored on a two-yard run in helping the Bears improve to 2-3 overall and 1-1 in Big 12 play.

Monaray Baldwin had a monster game with seven catches for 150 yards, scoring on a five-yard TD pass and then getting Baylor in position for the final score with a 36-yard catch and run down to UCF's 15-yard line.

Scoring in again the first half, Baylor marched 72 yards on 10 plays and scored on a two-yard keeper by Shapen on third-and-goal. He was 4-7 for 61 yards on the drive but was sacked three times in the first half.

Burned by big plays, Baylor gave up first-half touchdowns of 79, 65 and 86 yards and was down 28-7 at the break.

Trailing 35-7 late in the third quarter, the Bears closed the gap with a 30-yard field goal by Hankins at the 3:20 mark after a 10-play, 50-yard drive.

Scoring twice in a three-minute mark in the fourth quarter, Baylor got within 35-26 on a **Dawson Pendergrass** six-yard TD run, the Baldwin TD grab and a pair of two-point conversions.

Caden Jenkins scooped up a fourth-quarter fumble and returned it 72 yards for a touchdown that made it a two-point game, 35-33, with 6:02 still left in the game.

After a quick three-and-out by the Knights, Baylor answered with a nine-play, 61-yard drive, capped by **Isaiah Hankins'** 25-yard, chip-shot field goal that gave the Bears their first lead of the game, 36-35, with only 1:21 left and UCF out of timeouts.

Colton Boomer missed a 59-yarder on the last play of the game after the Knights picked up a first down at the Bears' 42-yard line for one last shot.

POSTGAME NOTES

- Trailing 35-7 late in the game, Baylor's 28-point comeback broke the school record.
- Richard Reese** totaled it 16 times for a season-high 100 yards for the fourth time in his career.
- Cooper Lanz** blocked his first career field goal on Baylor's second blocked FG of the year.
- Caden Jenkins** picked off his first career pass and returned a fumble 72 yards for a TD.
- Monaray Baldwin** had seven catches for 150 yards and a TD, his third career 100+ yard receiving game.
- Dawson Pendergrass** had seven carries for 30 yards and his second career score.

SCORING SUMMARY

BAYLOR	7	0	3	26	--	36
UCF	21	7	7	0	--	35

1st 13:13 UCF	Johnny Richardson 79 yd rush (Colton Boomer kick)
1st 9:09 UCF	Timmy McClain 2 yd rush (Colton Boomer kick)
1st 6:17 UCF	Javon Baker 65 yd pass from Timmy McClain (Colton Boomer kick)
1st 2:03 BU	Blake Shapen 2 yd rush (Isaiah Hankins kick)
2nd 11:12 UCF	Demari Henderson 87 yd fumble return (Colton Boomer kick)
3rd 8:08 UCF	Xavier Townsend 6 yd pass from Timmy McClain (Colton Boomer kick)
3rd 3:20 BU	Isaiah Hankins 30 yd field goal
4th 12:38 BU	Dawson Pendergrass 6 yd rush (Ketrone Jackson Jr. pass from Blake Shapen)
4th 9:38 BU	Monaray Baldwin 5 yd pass from Blake Shapen (Jordan Nabors pass from Blake Shapen)
4th 6:02 BU	Caden Jenkins 72 yd fumble return (Isaiah Hankins kick)
4th 1:21 BU	Isaiah Hankins 25 yd field goal

STATISTICS

TEAM STATS	BU	UCF
FIRST DOWNS	22	18
RUSHES-YARDS (NET)	43-153	35-235
PASSING YDS (NET)	293	234
Passes Att-Comp-Int	21-34-0	13-26-1
TOTAL OFFENSE PLAYS-YARDS	77-446	61-469
Fumble Returns-Yards	1-72	1-87
Punt Returns-Yards	2-18	1-8
Kickoff Returns-Yards	4-90	4-67
Interception Returns-Yards	1-5	0-0
Punts (Number-Avg)	3-44.0	3-37.7
Fumbles-Lost	2-1	2-1
Penalties-Yards	4-35	7-74
Possession Time	35:31	24:29
Third-Down Conversions	10 of 18	5 of 13
Fourth-Down Conversions	0 of 1	2 of 2
Red-Zone Scores-Chances	5-7	2-3
Sacks By: Number-Yards	1-4	4-50

INDIVIDUAL STATISTICS

RUSHING: Baylor-Richard Reese 16-100; Dominic Richardson 10-37; Dawson Pendergrass 7-37; Monaray Baldwin 1-10; Blake Shapen 9-24. UCF-Johnny Richardson 6-105; RJ Harvey 21-95; Xavier Townsend 1-20; Timmy McClain 6-17; Team 1-2.

PASSING: Baylor-Blake Shapen 21-34; Timmy McClain 13-25.

RECEIVING: Baylor-Monaray Baldwin 7-150; Hal Presley 6-26; Dominic Richardson 2-26; Drake Dabney 2-25; Jordan Nabors 2-15; Dawson Pendergrass 1-25; Jake Roberts 1-12; Ketrone Jackson Jr. 1-5; Matthew Klopfenstein 1-5; Jonah Burton 1-4. UCF-Xavier Townsend 4-27; Javon Baker 3-113; Alec Holler 3-38; Randy Pittman Jr. 1-35; RJ Harvey 1-16; Kobe Hudson 1-5.

INTERCEPTIONS: Baylor-Caden Jenkins 1-5. UCF-None.

FUMBLES: Baylor-Dominic Richardson 1-1; Josh Cameron 1-0. UCF-RJ Harvey 1-1.

SACKS: Baylor-Cooper Lanz 1-4. UCF-Lee Hunter 1-18; Tremon Morris-Brash 2-22; Malachi Lawrence 1-10.

TACKLES (JA-A): Baylor-Matt Jones 5-3; Devyn Bobby 5-2; Cooper Lanz 2-3; Mike Smith Jr. 3-1; Bryon Vaughns 3-0; Devin Lemear 3-0; TJ Franklin 3-0; Alfonso Allen 2-0; DJ Coleman 2-0; Caden Jenkins 2-0; Garmon Randolph 1-1; Chateau Reed 1-0; Bryon Jackson 1-0; Treven Ma'ae 1-0; Corey Gordon Jr. 1-0; Tevin Williams III 1-0; Josh White 1-0; Justin Sambu 1-0; Cameron Bonner 1-0; Kyler Jordan 0-1; Gabe Hall 0-1. UCF-Jason Johnson 9-6; Lee Hunter 5-4; Demari Henderson 5-2; Quadric Bullard 5-1; Tremon Morris-Brash 4-2; Josh Celiscar 4-2; Nikai Martinez 3-2; Walter Yates 2-3; Jireh Wilson 1-2; Braeden Marshall 2-0; Ja'Carl Henderson 2-0; Malachi Lawrence 1-0; John Walker 1-0; Ricky Barber 1-0; Kam Moore 1-0; Randy Pittman Jr. 1-0; Decorian Patterson 1-0; DeJordan Mask 0-1; Corey Thorton 0-1; Matthew Alexander 0-1; Brandon Adams 0-1.

BAYLORBears.com

TEXAS TECH 39, BAYLOR 14

McLANE STADIUM • WACO, TEXAS

OCT. 23, 2023 • ATTENDANCE: 44,620

The Bears were 1-for-6 on fourth down and lost to Texas Tech, 39-14, Saturday night at McLane Stadium.

Blake Shapen passed for 314 yards and a touchdown, but was sacked six times and lost a fumble as the Bears dropped their third home game of the season and fell to 2-4 overall and 1-2 in the Big 12.

In his second-straight and sixth career start, Behren Morton threw for 180 yards and three touchdowns and rushed for another one to lead the Red Raiders to their second-consecutive win.

Monaray Baldwin provided the biggest highlight for the Bears with a 71-yard touchdown pass from Shapen that made it a two-score game early in the fourth quarter, 24-11.

But the Red Raiders answered right back, going 65 yards in eight plays and scoring on an 18-yard TD run by Tahj Brooks, who rushed for 170 yards on 31 carries.

Baldwin added a 39-yard grab on Baylor's next series, but the Bears had to settle for **Isaiah Hankins'** second field goal of the night, this one from 33 yards. And Tech closed out the scoring with Morton's 10-yard TD run to make it 39-14.

Tech led 17-3 at the break on Morton TD passes of 13 yards to Coy Eakin and a 16-yarder to tight end Baylor Cupp. The Bears' lone first-half score was a 33-yard field goal by Hankins in the second quarter, coming after a fumble recovery by **Garmon Randolph**.

Cupp scored again on the Red Raiders' second possession of the second half, catching an 18-yard pass from Morton to cap a 13-play, 85-yard drive after another failed fourth-down play by the Bears.

POSTGAME NOTES

- The 71-yard TD pass from **Blake Shapen** to **Monaray Baldwin** was the second longest play for the Bears in 2023.
- Devyn Bobby** had a career-best eight tackles with one forced fumble and one pass break-up.
- Caden Jenkins** picked off his second pass of the year and in his second consecutive game.
- Dawson Pendergrass** had a career-high four catches for 41 yards.
- Brendan Bett** had his first career sack.
- Josh Smith** made his first career start.

SCORING SUMMARY

TEXAS TECH	7	10	7	15	--	39
BAYLOR	0	3	0	11	--	14

1st 9:46 TTU	Coy Eakin 13 yd pass from Behren Morton (Gino Garcia kick)
2nd 13:06 TTU	Baylor Cupp 16 yd pass from Behren Morton (Gino Garcia kick)
2nd 9:32 BU	Isaiah Hankins 33 yd field goal
2nd 0:09 TTU	Gino Garcia 37 yd field goal
3rd 0:38 TTU	Baylor Cupp 18 yd pass from Behren Morton (Gino Garcia kick)
4th 13:14 BU	Monaray Baldwin 71 yd pass from Blake Shapen (Ketrone Jackson Jr. pass from Blake Shapen)
4th 9:35 TTU	Tahj Brooks 18 yd rush (Tahj Brooks rush)
4th 6:35 BU	Isaiah Hankins 33 yd field goal
4th 3:38 TTU	Behren Morton 10 yd rush (Tahj Brooks rush)

STATISTICS (FINISH)

TEAM STATS	TTU	BU
FIRST DOWNS	19	17
RUSHES-YARDS (NET)	42-186	30-17
PASSING YDS (NET)	180	324
Passes Att-Comp-Int	19-26-1	22-38-0
TOTAL OFFENSE PLAYS-YARDS	68-366	68-341
Fumble Returns-Yards	0-0	0-0
Punt Returns-Yards	1-43	0-0
Kickoff Returns-Yards	1-23	5-104
Interception Returns-Yards	0-0	1-0
Punts (Number-Avg)	3-48.0	3-39.7
Fumbles-Lost	1-1	4-1
Penalties-Yards	4-40	1-10
Possession Time	30:04	29:56
Third-Down Conversions	10 of 18	4 of 15
Fourth-Down Conversions	1 of 2	1 of 6
Red-Zone Scores-Chances	6-8	2-3
Sacks By: Number-Yards	6-45	1-11

INDIVIDUAL STATISTICS

RUSHING: Baylor-Dominic Richardson 9-21; Dawson Pendergrass 2-12; Richard Reese 4-4; Jordan Nabors 2-2; Hal Presley 1-1; Team 1-1; Blake Shapen 11-20. Tahj Brooks 31-170; Cam Ron Valdez 6-21; Behren Morton 2-1; Team 3-4.

PASSING: Baylor-Blake Shapen 22-38. Texas Tech-Behren Morton 19-26.

RECEIVING: Baylor-Monaray Baldwin 5-126; Dawson Pendergrass 4-41; Drake Dabney 3-30; Hal Presley 3-24; Josh Cameron 2-20; Dominic Richardson 2-18; Jordan Nabors 1-42; Armani Winfield 1-15; Ketrone Jackson Jr. 1-7. Texas Tech-Myle Price 10-90; Baylor Cupp 2-34; Coy Eakin 2-17; Xavier White 1-9; Jerand Bradley 2-6; Tahj Brooks 1-4.

INTERCEPTIONS: Baylor-Caden Jenkins 1-0. Texas Tech-None.

FUMBLES: Baylor-Blake Shapen 3-1; Monaray Baldwin 1-0. Texas Tech-Tahj Brooks 1-1.

SACKS: Baylor-Brendan Bett 1-11. Texas Tech-Steve Linton 3-18; Charles Esters III 2-17; Jesiah Pierre 5-5; Myles Cole 5-5.

TACKLES (JA-A): Baylor-Devyn Bobby 5-4; Matt Jones 5-3; Josh White 5-1; Tevin Williams III 4-0; Carl Williams IV 3-2; Tyrone Brown 3-0; Brooks Miller 3-0; Cooper Lanz 1-2; Chateau Reed 1-1; TJ Franklin 2-0; DJ Coleman 1-1; Garmon Randolph 1-1; Bryon Vaughns 0-2; Brendan Bett 1-1; Tre Emory 0-2; Jeremy Evans 1-0; Devin Lemear 1-0; Bryon Jackson 1-0; Gabe Hall 0-1; Treven Ma'ae 0-1; Caden Jenkins 0-1. Texas Tech-Ben Roberts 5-2; CJ Baskerville 4-2; Dadrion Taylor-Demerson 3-3; Jesiah Pierre 2-4; E'Maurion Banks 4-1; Jaylon Hutchings 2-2; Myles Cole 1-3; Charles Esters III 1-3; Steve Linton 3-0; Miguel Dingle Jr 3-0; Tyler Owens 2-0; Rayshad Williams 2-0; Toy Bradford Jr. 1-1; Chapman Lewis 1-0; Malik Dunlap 1-0; Terrell Timlon 1-0; Bryce Ramirez 1-0; Cameron Watts 1-0; Joseph Adedire 10; Quincy Ledet 0-1; Harvey Dyson III 0-1.

2023 GAME RECAPS

OVERALL: 3-4 (HOME 1-4, ROAD 2-0, NEUTRAL 0-0) | BIG 12 CONFERENCE: 2-2 (HOME 0-2, ROAD 2-0, NEUTRAL 0-0)

BAYLOR 32, CINCINNATI 29

NIPPERT STADIUM • CINCINNATI, OHIO

OCT. 21, 2023 • ATTENDANCE: 38,193

Isaiah Hankins made four field goals, including a career-long 54-yarder, as Baylor defeated the Cincinnati Bearcats, 32-29, Saturday afternoon before a crowd of 38,193 at Nippert Stadium.

Blake Shapen threw for 316 yards and one touchdown and rushed for another to help the Bears remain unbeaten on the road.

Answering a UC score, Baylor took the lead for good early in the second quarter on a three-yard run by Shapen, capping off a seven-play, 75-yard drive.

On the ensuing kickoff, Braden Smith bobbled it on the catch, then fumbled it away into the arms of Byron Vaughns for an easy return from inside the 10-yard line to make it a double-digit lead, 17-7.

Hankins nailed another one from 43 yards to give the Bears a 20-14 halftime lead.

Shapen found **Ketron Jackson** for a 55-yard pass on the opening drive of the third quarter and then got with **Jake Roberts** from six yards out for his first touchdown in a Baylor uniform to make it 26-14.

In a big red-zone stop, Jones missed Payten Singletary on a fourth-down pass from the 15-yard line that was broken up by **Devin Lemear**. Back-to-back 20-yard plays on a Shapen pass to **Monaray Baldwin** and a run by **Dominic Richardson** led to a 46-yard field goal by Hankins that pushed the lead to 29-14 late in the third quarter.

Hankins made it a 4-for-4 day when he split the uprights with another 43-yarder that made it 32-21.

The Bearcats made things interesting at the end, coming back from a double-digit deficit to make it a three-point game with 5:03 left when quarterback Emory Jones completed a 28-yard TD pass to Xzavier Henderson and then went to Evan Prater for the two-point conversion.

But the Baylor defense came up with a big stop near midfield when **Corey Gordon Jr.** broke up a fourth-down pass as Cincinnati turned it over on downs for the third time. The Bearcats rolled up 450 yards total offense, including 288 on the ground, but was just 2-for-4 in the red zone.

POSTGAME NOTES

- The Bears won their first meeting against the Cincinnati Bearcats.
- **Isaiah Hankins** made a career-high four field goals, connecting from 43, 43, 46 and 54 yards. The four FGs ties the school record, last touched by Connor Martin in 2017.
- **Blake Shapen** threw for 316 yards and one TD on 25-of-42 passing, also rushing for a score
- **Jake Roberts** caught his first TD as a Bear, fourth in his career.
- **Caleb Parker** forced his first career fumble.
- **Devyn Bobby** had a career-high eight tackles.
- **Corey Gordon Jr.** broke up his third pass of the year, clinching the game in the fourth quarter.
- **Josh Cameron** recorded a career-long 41-yard punt return.
- **Coleton Price** made his first career start.

SCORING SUMMARY

BAYLOR	3	17	9	3	--	32
CINCINNATI	0	14	0	15	--	29

1st 5:55	BU	Isaiah Hankins 54 yd field goal
2nd 14:55	UC	Xzavier Henderson 4 yd pass from Emory Jones (Carter Brown kick)
2nd 12:16	BU	Blake Shapen 3 yd rush (Isaiah Hankins kick)
2nd 12:09	BU	Byron Vaughns 15 yd fumble return (Isaiah Hankins kick)
2nd 7:18	BU	Isaiah Hankins 43 yd field goal
2nd 5:59	UC	Myles Montgomery 38 yd rush (Carter Brown kick)
3rd 12:17	BU	Jake Roberts 6 yd pass from Blake Shapen
3rd 5:00	BU	Isaiah Hankins 46 yd field goal
4th 14:20	UC	Myles Montgomery 1 yd rush (Carter Brown kick)
4th 7:01	BU	Isaiah Hankins 43 yd field goal
4th 5:03	UC	Xzavier Henderson 29 yd pass from Emory Jones (Carter Brown kick)

STATISTICS

TEAM STATS	BU	UC
FIRST DOWNS	22	21
RUSHES-YARDS (NET)	28-80	43-288
PASSING YDS (NET)	316	162
Passes Att-Comp-Int	25-42-0	19-31-0
TOTAL OFFENSE PLAYS-YARDS	70-396	74-450
Fumble Returns-Yards	1-15	0-0
Punt Returns-Yards	4-52	0-0
Kickoff Returns-Yards	1-17	3-66
Interception Returns-Yards	0-0	0-0
Punts (Number-Avg)	2-49.5	4-45.5
Fumbles-Lost	1-0	4-1
Penalties-Yards	5-20	4-40
Possession Time	31:13	28:47
Third-Down Conversions	5 of 13	7 of 15
Fourth-Down Conversions	0 of 2	2 of 4
Red-Zone Scores-Chances	4-4	2-4
Sacks By: Number-Yards	2-15	3-19

INDIVIDUAL STATISTICS

RUSHING: Baylor-Dominic Richardson 8-37; Blake Shapen 9-12; Monaray Baldwin 1-12; Richard Reese 3-12; Dawson Penderon 4-12; Josh Cameron 1- -1. Cincinnati-Corey Kiner 15-129; Myles Montgomery 10-103; Emory Jones 18-56.

PASSING: Baylor-Blake Shapen 25-42, Emory Jones 19-30

RECEIVING: Baylor-Monaray Baldwin 7-49; Ketron Jackson Jr. 5-130; Jake Roberts 4-24; Josh Cameron 3-46; Drake Dabney 2-48; Kelsey Johnson 2-17; Dominic Richardson 1-6; Richard Reese 1- -4. Cincinnati-Xzavier Henderson 8-82; Chamon Metayer 5-50; Braden Smith 3-24; Aaron Turner 2-7; Corey Kiner 1- -1.

INTERCEPTIONS: Baylor-None. Cincinnati-None.

FUMBLES: Baylor-Blake Shapen 1-0. Cincinnati-Emory Jones 1-0; Corey Kiner 1-0; Braden Smith 2-1.

SACKS: Baylor-Gabe Hall 1-7; TJ Franklin .5-4; Tre Emory .5-4. Cincinnati-Deshawn Pace 1-2; Jowon Briggs 1-4; Justin Wodtly 1-13.

TACKLES (UA-A): Matt Jones 5-4; Devyn Bobby 6-2; Byron Vaughns 4-2; Devin Lemear 3-3; TJ Franklin 1-4; Garmon Randolph 3-1; Carl Williams IW 2-2; Corey Gordon Jr. 2-2; Gabe Hall 1-2; Brooks Miller 0-3; Carmello Jones 2-0; Trey Wilson 1-1; Chateau Reed 1-1; Tyrone Brown 1-1; Kyler Jordan 1-1; Jeremy Evans 1-1; Tevin Williams III 1-1; Tre Emory 1-1; Cooper Lanz 0-2; Devonte Tezino 0-1; DJ Coleman 1-0; Bryson Jackson 1-0; Isaiah Hankins 1-0; Brendan Bett 0-1; Treven Ma'ae 0-1; Caden Jenkins 0-1. Cincinnati-Deshawn Pace 4-7; Jonathan Thompson 5-3; Jack Dingle 2-4; Justin Harris 3-2; Dontay Corleone 4-0; Taj Ward 3-1; Bryon Threats 2-2; Tyler Gillison 2-2; Dorian Jones 1-3; Jordan Young 1-2; Jowon Briggs 1-2; Justin Wodtly 1-2; Aaron Turner 1-1; D.J. Taylor 10-1; Isiah Cox 1-0; Eric Phillips 1-0; James Camden 0-1; Daniel Grzesiak 0-1.

BAYLOR FOOTBALL 2023

OVERALL: 3-4 (HOME 1-4, ROAD 2-0, NEUTRAL 0-0) | BIG 12 CONFERENCE: 2-2 (HOME 0-2, ROAD 2-0, NEUTRAL 0-0)

RESULTS 3-4 (2-2 BIG 12)

DATE	OPPONENT	RESULT	SCORE	ATTEND	AP RANK	TV
Sept. 2	Texas State	L	42-31	44,945	RV	ESPN+
Sept. 9	#12/12 Utah	L	20-13	43,732	NR	ESPN
Sept. 16	Long Island	W	30-7	43,732	NR	ESPN+
Sept. 23	#3/6 Texas	L	38-6	49,165	NR	ABC
Sept. 30	at UCF	W	36-35	44,005	NR	FS1
Oct. 7	Texas Tech	L	39-14	44,620	NR	ESPN2
Oct. 21	at Cincinnati	W	32-29	38,193	NR	ESPN+

GAME-BY-GAME TEAM STATS

GAME	FINAL SCORE					1ST DOWNS		RUSHING		PASSING		TOT OFF		PUNTS		PEN		3RD		4TH		RED		SACKS		FIELD		POSSESSION TIME				
	1	2	3	4	OT	R-P	PE	TOT	NO	YDS	TD	C-A	I	YDS	TD	ATT	YDS	NO	AVG	F-FL	NO	YDS	DNS	DNS	ZONE	NO	YDS	GOALS	1	2	3	4
Baylor	42	6	7	11	7	-	4-16	22	32	108-1	27-44	416	2	76	524	2-40.5	2-1	9-45	8-18	3-4	4-5	1-1	3-4	10:00	6:06	8:33	9:09	33:48				
Texas State	31	14	14	7	7	-	5-15	20	39	143-3	22-30	298	3	69	441	3-44.3	4-2	4-31	5-13	4-4	3-3	3-21	0-0	5:00	8:54	6:27	5:51	26:12				
Baylor	13	0	10	3	0	-	6-7	14	29	121-1	12-28	218	0	57	339	4-46.5	0-0	5-35	3-11	0-0	3-3	3-8	2-3	6:54	8:26	5:42	2:41	23:43				
Utah	20	0	3	3	14	-	11-9	20	47	224-2	12-26	153	0	73	377	4-45.5	0-0	7-59	8-17	0-1	3-3	0-0	1-3	8:06	6:34	9:18	12:19	36:17				
Baylor	30	7	9	7	7	-	17-8	1	48	270-3	13-27	0	1	75	391	2-47.0	1-1	2-15	6-14	5-6	4-4	3-25	0-0	9:20	12:15	9:23	5:26	36:24				
Long Island	7	0	7	0	0	-	9-1	10	29	143-1	6-14	40	0	43	183	4-43.5	1-0	4-45	1-9	1-3	1-1	0-0	0-1	5:40	2:45	5:37	9:34	23:36				
Baylor	6	3	3	0	0	-	4-14	19	31	60-0	29-53	305	0	84	365	6-44.7	0-0	4-21	5-18	1-5	2-6	3-15	2-2	9:34	8:05	8:56	6:55	33:30				
Texas	38	7	21	10	0	-	8-15	24	24	175-4	19-25	328	1	59	503	4-44.8	3-2	2-20	3-9	0-0	3-4	5-29	1-2	5:26	6:55	6:04	8:05	26:30				
Baylor	36	7	0	3	26	-	8-13	1	43	153-2	21-34	0	1	77	446	3-44.0	2-1	4-35	10-18	0-1	5-7	1-4	2-3	11:37	11:25	5:25	7:04	35:31				
UCF	35	21	7	7	0	-	9-8	18	35	235-2	13-26	234	2	61	469	3-37.7	2-1	7-74	2-2	2-2	2-3	4-50	0-3	3:23	3:35	9:35	7:56	24:29				
Baylor	14	0	3	0	11	-	4-12	17	30	17-0	22-38	324	1	68	341	3-39.7	4-1	1-10	4-15	1-6	2-3	1-11	2-2	7:07	7:44	8:28	6:37	29:56				
Texas Tech	39	7	10	7	15	-	11-7	19	42	186-2	19-26	180	3	68	366	3-48.0	1-1	4-40	10-18	1-2	6-8	6-45	1-1	7:53	7:16	6:32	8:23	30:04				
Baylor	32	3	17	9	3	-	7-14	22	28	80-1	25-42	0	1	70	396	2-49.5	1-0	5-20	5-13	0-2	4-4	2-15	4-4	3:06	9:22	7:17	11:28	31:13				
Cincinnati	29	0	14	0	15	-	12-9	21	43	288-2	19-31	162	2	74	450	4-45.5	4-1	4-40	7-15	1-4	2-4	3-19	0-0	11:54	5:38	7:43	3:32	28:47				

GAME-BY-GAME OFFENSIVE STARTERS

OPPONENT	WR	LT	LG	C	RG	RT	WR/RB	TE	QB	RB	WR/TE
Texas State	Jackson Jr.	Ca. Barrington	Byers	Cl. Barrington	Sieracki	Williams	Presley	Dabney	Shapen	Reese	Roberts
Utah	Jackson Jr.	Ebosele	Byers	Cl. Barrington	Sieracki	Ca. Barrington	Presley	Dabney	Robertson	Reese	Burton
Long Island	Jackson Jr.	Ebosele	Byers	Cl. Barrington	Sieracki	Ca. Barrington	Presley	Johnson	Robertson	Reese	Yates
Texas	Jackson Jr.	Ebosele	Byers	Cl. Barrington	Sieracki	Ca. Barrington	Presley	Johnson	Robertson	Reese	Cameron
UCF	Jackson Jr.	Ebosele	Byers	Cl. Barrington	Sieracki	Ca. Barrington	Presley	Dabney	Shapen	Reese	Burton
Texas Tech	Jackson Jr.	Ebosele	Byers	Cl. Barrington	Seiracki	Ca. Barrington	Presley	Dabney	Shapen	Reese	Baldwin
Cincinnati	Jackson Jr.	Ebosele	Cl. Barrington	Price	Ca. Barrington	Byers	Cameron	Dabney	Shapen	Reese	Johnson

GAME-BY-GAME DEFENSIVE STARTERS

OPPONENT	F	N	E	JACK	MLB	WLB	STAR	CB	S	S	CB
Texas State	Franklin	Lanz	Hall	Jordan	Jones	Smith Jr.	Jackson	Williams	Lemear	Bobby	Dunson
Utah	Franklin	Lanz	Hall	Jordan	Jones	Smith Jr.	Jackson	Jenkins	Gordon Jr.	Bobby	Reed
Long Island	Franklin	Lanz	Hall	Jordan	Jones	Smith Jr.	Jackson	Williams	Gordon Jr.	Bobby	Reed
Texas	Franklin	Lanz	Hall	Jordan	Jones	Smith Jr.	Gordon Jr.	Jenkins	Lemear	Bobby	Reed
UCF	Franklin	Lanz	Hall	Jordan	Jones	Smith Jr.	Gordon Jr.	Williams	Lemear	Bobby	Reed
Texas Tech	Franklin	Lanz	Hall	Jordan	Jones	White	Williams IV	Jenkins	Lemear	Bobby	Reed
Cincinnati	Franklin	Lanz	Hall	Randolph	Jones	Miller	Williams IV	Jenkins	Lemear	Bobby	Reed

BAYLOR FOOTBALL 2023

OVERALL: 3-4 (HOME 1-4, ROAD 2-0, NEUTRAL 0-0) | BIG 12 CONFERENCE: 2-2 (HOME 0-2, ROAD 2-0, NEUTRAL 0-0)

Team Statistics

	BAYLOR	OPP
Scoring	162	210
Points per game	23.1	30.0
Points Off Turnovers	27	24
First Downs	142	132
Rushing	50	65
Passing	84	64
Penalty	8	3
Rushing Yardage	809	1394
Yards gained rushing	1038	1548
Yards lost rushing	229	154
Rushing attempts	241	269
Average per rush	3.4	5.2
Average per game	115.6	199.1
TDs Rushing	8	16
Passing Yardage	1993	1395
Comp-Att-Int	149-266-4	110-178-4
Average per pass	7.5	7.8
Average per catch	13.4	12.7
Average per game	284.7	199.3
TDs Passing	6	11
Total offense	2802	2789
Total plays	507	447
Average per play	5.5	6.2
Average per game	400.3	398.4
Kick returns: #-Yards	23-458	13-243
Punt returns: #-Yards	8-81	9-137
Int returns: #-Yards	4-8	4-14
Kick return average	19.9	18.7
Punt return average	10.1	15.2
Int return average	2.0	3.5
Fumbles-Lost	10-4	15-7
Penalties-Yards	30-181	33-309
Average per game	25.9	44.1
Punts-Yards	20-888	24-1062
Average per punt	44.4	44.3
Net punt average	36.6	39.3
Kickoffs-Yards	37-2295	40-2510
Average per kick	62.0	62.8
Net kick average	40.3	40.8
Time of possession / game	32:01	27:59
3rd-down conversion	41/107	39/94
3rd-down pct	38%	41%
4rd-down conversion	10/24	9/16
4rd-down pct	42%	56%
Sacks by-Yards	14-79	21-164
Misc Yards	0	0
Touchdowns scored	16	28
Field goals - attempts	15-18	4-8
On-Side kicks	0-1	0-0
Red-zone scores	(24-32) 75%	(20-26) 77%
Red-zone touchdowns	(12-32) 38%	(17-26) 65%
PAT-attempts	(11-11) 100%	(26-26) 100%
2-point conversion-attempts	(4-5) 80%	(2-2) 100%
Attendance	226194	82198
Games / Avg per game	5/45239	2/41099
Neutral site games	-	0/0

Score by Periods

Team	1st	2nd	3rd	4th	OT	TOT
Baylor	26	49	33	54	0	162
Opponents	49	76	34	51	0	210

BAYLOR FOOTBALL 2023

OVERALL: 3-4 (HOME 1-4, ROAD 2-0, NEUTRAL 0-0) | BIG 12 CONFERENCE: 2-2 (HOME 0-2, ROAD 2-0, NEUTRAL 0-0)

Rushing

Player	gp	att	gain	loss	net	avg	td	lg	avg/g
Dominic Richardson	6	63	277	22	255	4.0	0	32	42.5
Richard Reese	7	52	251	10	241	4.6	2	28	34.4
Dawson Pendergrass	6	41	191	3	188	4.6	2	31	31.3
Bryson Washington	3	10	45	0	45	4.5	0	11	15.0
Sawyer Robertson	4	19	79	46	33	1.7	1	31	8.3
Jordan Nabors	5	6	25	0	25	4.2	0	7	5.0
RJ Martinez	2	3	22	0	22	7.3	0	9	11.0
Jordan Jenkins	2	2	19	0	19	9.5	0	16	9.5
Monaray Baldwin	7	3	22	5	17	5.7	0	12	2.4
Jonah Burton	6	2	2	0	2	1.0	0	2	0.3
Hal Presley	6	2	3	1	2	1.0	0	3	0.3
Gavin Yates	6	1	0	0	0	0.0	0	0	0.0
Josh Cameron	7	1	0	1	-1	-1.0	0	0	-0.1
Blake Shapen	4	33	102	136	-34	-1.0	3	17	-8.5
Team	7	3	0	5	-5	-1.7	0	0	-0.7
Total	7	241	1038	229	809	3.4	8	32	115.6
Opponents	7	269	1548	154	1394	5.2	16	79	199.1

Passing

Player	gp	effic	comp-att-int	pct	yds	td	lg	avg/g
Blake Shapen	4	144.4	89-145-0	61.4	1236	5	71	309.0
Sawyer Robertson	4	100.7	48-97-4	49.5	647	1	55	161.8
RJ Martinez	2	92.3	12-23-0	52.2	110	0	29	55.0
Drake Dabney	7	0.0	0-1-0	0.0	0	0	0	0.0
Total	7	123.4	149-266-4	56.0	1993	6	71	284.7
Opponents	7	143.5	110-178-4	61.8	1395	11	65	199.3

Receiving

Player	gp	no.	yds	avg	td	lg	avg/g
Monaray Baldwin	7	24	453	18.9	2	71	64.7
Ketron Jackson Jr.	7	20	365	18.3	0	55	52.1
Drake Dabney	7	17	250	14.7	3	53	35.7
Hal Presley	6	17	222	13.1	0	47	37.0
Jake Roberts	7	12	77	6.4	1	15	11.0
Dominic Richardson	6	12	99	8.3	0	18	16.5
Jonah Burton	6	8	108	13.5	0	27	18.0
Josh Cameron	7	8	96	12.0	0	24	13.7
Dawson Pendergrass	6	8	92	11.5	0	25	15.3
Kelsey Johnson	7	6	63	10.5	0	21	9.0
Richard Reese	7	5	16	3.2	0	10	2.3
Armani Winfield	7	4	57	14.3	0	29	8.1
Jordan Nabors	5	4	63	15.8	0	43	12.6
Jonathan Davidson	1	1	18	18.0	0	18	18.0
Gavin Yates	6	1	8	8.0	0	8	1.3
Matthew Klopfenstein	6	1	5	5.0	0	5	0.8
Bryson Washington	3	1	1	1.0	0	1	0.3
Total	7	149	1993	13.4	6	71	284.7
Opponents	7	110	1395	12.7	11	65	199.3

Punt Returns

Player	no.	yds	avg	td	lg
Josh Cameron	8	81	10.1	0	41
Total	8	81	10.1	0	41
Opponents	9	137	15.2	0	43

Interceptions

Player	no.	yds	avg	td	lg
Caden Jenkins	2	5	2.5	0	5
Kyler Jordan	1	3	3.0	0	3
Carl Williams IV	1	0	0.0	0	0
Total	4	8	2.0	0	5
Opponents	4	14	3.5	0	9

Kick Returns

Player	no.	yds	avg	td	lg
Jordan Nabors	10	198	19.8	0	34
Corey Gordon Jr.	9	197	21.9	0	36
Richard Reese	2	35	17.5	0	19
Dawson Pendergrass	2	28	14.0	0	28
Total	23	458	19.9	0	36
Opponents	13	243	18.7	0	37

Fumble Returns

Player	no.	yds	avg	td	lg
Caden Jenkins	1	72	72.0	1	72
Byron Vaughns	1	15	15.0	1	15
Garrison Grimes	2	0	0.0	0	0
Bryson Jackson	1	0	0.0	0	0
Garmon Randolph	1	0	0.0	0	0
Trey Wilson	1	0	0.0	0	0
Total	7	87	12.4	2	72
Opponents	4	77	19.3	1	87

BAYLOR FOOTBALL 2023

OVERALL: 3-4 (HOME 1-4, ROAD 2-0, NEUTRAL 0-0) | BIG 12 CONFERENCE: 2-2 (HOME 0-2, ROAD 2-0, NEUTRAL 0-0)

Scoring

Player	td	fg	PAT						pts
			kick	rush	rcv	pass	dxp	saf	
Isaiah Hankins	-	15-18	11-11	-	-	-	-	-	56
Blake Shapen	3	-	-	-	-	4	-	-	18
Drake Dabney	3	-	-	-	-	-	-	-	18
Monaray Baldwin	2	-	-	-	-	-	-	-	12
Richard Reese	2	-	-	-	-	-	-	-	12
Dawson Pendergrass	2	-	-	-	-	-	-	-	12
Byron Vaughns	1	-	-	-	-	-	-	-	6
Jake Roberts	1	-	-	-	-	-	-	-	6
Ketron Jackson Jr.	-	-	-	-	3	-	-	-	6
Sawyer Robertson	1	-	-	-	-	-	-	-	6
Caden Jenkins	1	-	-	-	-	-	-	-	6
Jordan Nabors	-	-	-	-	1	-	-	-	2
Total	16	15-18	11-11	0	4	4	0	1	162
Opponents	28	4-8	26-26	1	1	1	0	0	210

Total Offense

Player	g	plays	rush	pass	total	avg/g
Blake Shapen	4	178	-34	1236	1202	300.5
Sawyer Robertson	4	116	33	647	680	170.0
Dominic Richardson	6	63	255	0	255	42.5
Richard Reese	7	52	241	0	241	34.4
Dawson Pendergrass	6	41	188	0	188	31.3
RJ Martinez	2	26	22	110	132	66.0
Bryson Washington	3	10	45	0	45	15.0
Jordan Nabors	5	6	25	0	25	5.0
Jordan Jenkins	2	2	19	0	19	9.5
Monaray Baldwin	7	3	17	0	17	2.4
Jonah Burton	6	2	2	0	2	0.3
Hal Presley	6	2	2	0	2	0.3
Josh Cameron	7	1	-1	0	-1	-0.1
Team	7	0	-5	0	-5	-0.7
Total	7	507	809	1993	2802	400.3
Opponents	7	447	1394	1395	2789	398.4

Field Goals

Player	fg	pct.	01-19	20-29	30-39	40-49	50-99	lg	blk
Isaiah Hankins	15-18	83.3	0-0	5-5	5-5	3-5	2-3	54	0
Opponents	4-8	50.0	0-0	0-1	3-4	1-2	0-1	46	2

Punting

Player	no.	yds	avg	lg	tb	fc	i20	50+	blk
Palmer Williams	20	888	44.4	53	1	6	2	6	0
Total	20	888	44.4	53	1	6	2	6	0
Opponents	24	1062	44.3	56	2	10	9	6	0

FG Sequence

Team Name	Baylor	Opponents
Texas St.	(23),(53),57,(24)	
Utah	(34),44,(24)	(31),(46)
Texas	(22),(36)	(37),26
UCF	46,(30),(25)	32,59
Texas Tech	(33),(33)	(37)
Cincinnati	(54),(43),(46),(43)	
LIU		43

Kickoffs

Player	no.	yds	avg	tb	ob	retn	net	ydln
Jack Stone	29	1807	62.3	14	3			
Isaiah Hankins	8	488	61.0	3	0			
Total	37	2295	62.0	17	3	12	40.3	24
Opponents	40	2510	62.8	15	1	23	40.8	24

Numbers in (parentheses) indicate field goal was made

Player	Total	TXST	Utah	LIU	UT	UCF	TTU	UC
Monaray Baldwin	470	47	-	-5	81	160	126	61
Ketron Jackson Jr.	365	70	69	29	55	5	7	130
Dominic Richardson	354	97	92	DNP	20	63	39	43
Dawson Pendergrass	308	DNP	2	135	23	55	81	12
Richard Reese	292	14	37	117	12	100	4	8
Jordan Nabors	286	DNP	DNP	4	39	105	121	17
Drake Dabney	250	101	35	3	8	25	30	48
Hal Presley	224	86	72	-	17	26	23	DNP
Corey Gordon Jr.	197	145	52	-	-	-	-	-
Josh Cameron	176	6	-	16	19	18	20	97
Jonah Burton	110	88	13	5	-	4	-	DNP
Jake Roberts	77	1	-	20	20	12	-	24
Kelsey Johnson	63	-	-	28	18	-	-	17
Armani Winfield	57	-	-	-	42	-	15	-
Bryson Washington	46	DNP	-	46	DNP	-	DNP	DNP
Sawyer Robertson	33	14	19	14	-14	DNP	DNP	DNP
RJ Martinez	22	DNP	DNP	-	22	DNP	DNP	DNP
Jordan Jenkins	19	DNP	DNP	19	DNP	DNP	-	DNP
Jonathan Davidson	18	DNP	DNP	DNP	18	DNP	DNP	DNP
Gavin Yates	8	8	-	-	-	-	DNP	-
Caden Jenkins	5	-	-	-	-	5	-	-
Matthew Klopfenstein	5	-	-	-	-	5	-	DNP
Kyler Jordan	3	-	3	-	-	-	-	-
Blake Shapen	-34	-2	DNP	DNP	DNP	-24	-20	12

BAYLOR FOOTBALL 2023

OVERALL: 3-4 (HOME 1-4, ROAD 2-0, NEUTRAL 0-0) | BIG 12 CONFERENCE: 2-2 (HOME 0-2, ROAD 2-0, NEUTRAL 0-0)

Team Defense

##	Player	gp	Tackles				tfl/yds	Sacks	Pass defense			Fumbles		blkd	
			ua	a	tot	no-yds			int-yds	brup	qbh	fr-yds	ff	kick	saf
2	Matt Jones	7	33	18	51	9-17	2-8	.	4	1	
28	Devyn Bobby	7	27	17	44	1-1	.	.	2	.	.	1	.	.	
40	Mike Smith Jr.	5	18	7	25	3-12	1-7	.	1	1	
20	Devin Lemear	5	15	8	23	0.5-0	.	.	2	
97	Cooper Lanz	7	10	12	22	2-6	1-4	1	.	
9	TJ Franklin	7	11	7	18	5-15	2.5-10	.	.	1	
45	Byron Vaughns	7	11	7	18	5-28	2-20	.	.	.	1-15	1	.	.	
19	Caden Jenkins	7	10	6	16	1-5	.	2-5	2	.	1-72	.	.	.	
24	Corey Gordon Jr.	7	8	6	14	.	.	.	3	
21	Chateau Reed	6	10	3	13	
44	Josh White	7	8	4	12	
27	Tevin Williams III	4	9	3	12	0.5-1	.	.	1	
33	DJ Coleman	6	10	2	12	.	.	.	2	
51	Kyler Jordan	7	5	6	11	0.5-1	.	1-3	
95	Gabe Hall	7	4	7	11	2.5-9	2-9	.	1	2	
7	Bryson Jackson	7	9	1	10	.	.	.	1	.	1-0	.	.	.	
55	Garmon Randolph	6	5	5	10	.	.	.	1	.	1-0	.	.	.	
15	Carl Williams IV	7	7	3	10	1-1	.	1-0	1	
42	Jeremy Evans	7	7	1	8	.	.	.	1	.	.	1	.	.	
41	Brooks Miller	6	3	4	7	
12	Alfonzo Allen	7	5	2	7	1	.	.	
48	Treven Ma'ae	7	1	6	7	0.5-1	.	.	1	2	
36	Tyrone Brown	5	4	2	6	
59	Devonte Tezino	4	3	2	5	2-2	1-1	1	.	.	
91	Trey Wilson	6	3	2	5	1-5	1-5	.	.	1	1-0	.	1	.	
99	Tre Emory	2	1	3	4	0.5-4	0.5-4	
47	Caleb Parker	7	4	.	4	
13	Isaiah Dunson	3	3	1	4	1-1	
90	Brendan Bett	5	1	2	3	1-11	1-11	
29	Romario Noel	3	2	.	2	.	.	.	1	
96	Justin Sambu	7	1	1	2	
32	Carmello Jones	1	2	.	2	1-1	
21	Dominic Richardson	6	1	.	1	
29	Richard Reese	7	1	.	1	1-28	1	.	.	
84	Cameron Bonner	6	1	.	1	
89	Drake Dabney	7	1	.	1	
98	Isaiah Hankins	7	1	.	1	
26	Garrison Grimes	5	2-0	.	.	.	
Totals		7	255	148	403	39-149	14-79	4-8	24	8	7-87	6	2	1	
Opponents		7	297	144	441	53-254	21-164	4-14	29	18	4-77	7	0	0	

BAYLOR FOOTBALL 2023

OVERALL: 3-4 (HOME 1-4, ROAD 2-0, NEUTRAL 0-0) | BIG 12 CONFERENCE: 2-2 (HOME 0-2, ROAD 2-0, NEUTRAL 0-0)

GAME-BY-GAME PASSING

BLAKE SHAPEN	CMP	ATT	INT	PCT	YDS	TD	LONG	SACKS	EFF.	SAWYER ROBERTSON	CMP	ATT	INT	PCT	YDS	TD	LONG	SACKS	EFF.
Texas State	21	31	0	67.7	303	2	53	2	171.1	Texas State	6	12	1	50	113	0	33	1	112.4
Utah	DNP									Utah	12	28	2	42.9	218	0	47	0	94
Long Island	DNP									Long Island	10	22	0	45.5	113	1	22	0	103.6
Texas	DNP									Texas	20	35	1	57.1	203	0	55	5	100.1
UCF	21	34	0	61.8	293	1	43	4	143.9	UCF	DNP								
Texas Tech	22	38	0	58	324	1	71	6	138.2	Texas Tech	DNP								
Cincinnati	25	42	0	60	316	1	55	3	130.6	Cincinnati	DNP								

RJ Martinez	CMP	ATT	INT	PCT	YDS	TD	LONG	SACKS	EFF.
Texas State	DNP								
Utah	DNP								
Long Island	3	5	0	60	8	0	5	0	73.4
Texas	9	18	0	50	102	0	29	0	97.6
UCF	DNP								
Texas Tech	DNP								
Cincinnati	DNP								

GAME-BY-GAME RUSHING/RECEIVING

Rushing

Player	No-Yds/TD	TXST	Utah	LIU	UT	UCF	TTU	UC
Dominic Richardson	63-255/0	16-79/0	14-77/0	DNP	6-4/0	10-37/0	9-21/0	8-37/0
Richard Reese	52-241/2	7-14/0	7-21/0	12-82/2	3-8/0	16-100/0	4-4/0	3-12/0
Dawson Pendergrass	41-188/2	DNP	1-2/0	21-111/1	6-21/0	7-30/1	2-12/0	4-12/0
Blake Shapen	33--34/3	4--2/1	DNP	DNP	DNP	9--24/1	11--20/0	9-12/1
Sawyer Robertson	19-33/1	3-14/0	5-19/1	1-14/0	10--14/0	DNP	DNP	DNP
Bryson Washington	10-45/0	DNP	-	10-45/0	DNP	-	DNP	DNP
Jordan Nabors	6-25/0	DNP	DNP	1-4/0	3-19/0	-	2-2/0	-
RJ Martinez	3-22/0	DNP	DNP	-	3-22/0	DNP	DNP	DNP
Monaray Baldwin	3-17/0	-	-	1--5/0	-	1-10/0	-	1-12/0
Jordan Jenkins	2-19/0	DNP	DNP	2-19/0	DNP	DNP	-	DNP
Hal Presley	2-2/0	1-3/0	-	-	-	-	1--1/0	DNP
Jonah Burton	2-2/0	-	2-2/0	-	-	-	-	DNP
Gavin Yates	1-0/0	1-0/0	-	-	-	-	DNP	-
Josh Cameron	1--1/0	-	-	-	-	-	-	1--1/0

Receiving

Player	No-Yds/TD	TXST	Utah	LIU	UT	UCF	TTU	UC
Monaray Baldwin	24-453/2	2-47/0	-	-	3-81/0	7-150/1	5-126/1	7-49/0
Ketron Jackson Jr.	20-365/0	6-70/0	2-69/0	2-29/0	3-55/0	1-5/0	1-7/0	5-130/0
Drake Dabney	17-250/3	6-101/2	1-35/0	1-3/1	2-8/0	2-25/0	3-30/0	2-48/0
Hal Presley	17-222/0	4-83/0	4-72/0	-	3-17/0	3-26/0	3-24/0	DNP
Dominic Richardson	12-99/0	2-18/0	2-15/0	DNP	3-16/0	2-26/0	2-18/0	1-6/0
Jake Roberts	12-77/1	1-1/0	-	3-20/0	3-20/0	1-12/0	-	4-24/1
Jonah Burton	8-108/0	5-88/0	1-11/0	1-5/0	-	1-4/0	-	DNP
Josh Cameron	8-96/0	-	-	1-11/0	2-19/0	-	2-20/0	3-46/0
Dawson Pendergrass	8-92/0	DNP	-	2-24/0	1-2/0	1-25/0	4-41/0	-
Kelsey Johnson	6-63/0	-	-	2-28/0	2-18/0	-	-	2-17/0
Richard Reese	5-16/0	-	2-16/0	-	2-4/0	-	-	1--4/0
Jordan Nabors	4-63/0	DNP	DNP	-	1-5/0	2-15/0	1-43/0	-
Armani Winfield	4-57/0	-	-	-	3-42/0	-	1-15/0	-
Jonathan Davidson	1-18/0	DNP	DNP	DNP	1-18/0	DNP	DNP	DNP
Gavin Yates	1-8/0	1-8/0	-	-	-	-	DNP	-
Matthew Klopfenstein	1-5/0	-	-	-	-	1-5/0	-	DNP
Bryson Washington	1-1/0	DNP	-	1-1/0	DNP	-	DNP	DNP

GAME-BY-GAME KICKING

ISAIAH HANKINS	PAT	ATT	PCT	FG	ATT	PCT	LONG	PTS	PALMER WILLIAMS	NO	YDS	AVG	LONG	I20	TB	50+	60+
Texas State	2	2	100	3	4	75	53	11	Texas State	2	81	40.5	51	0	0	1	0
Utah	1	1	100	2	3	66.7	34	7	Utah	4	186	46.5	51	1	0	1	0
Long Island	4	4	100	0	0	0	0	4	Long Island	2	94	47.0	53	0	1	1	0
Texas	0	0	0	2	2	100	36	6	Texas	6	268	44.7	52	1	0	1	0
UCF	2	2	100	2	3	66.7	30	8	UCF	3	132	44.0	50	0	0	1	0
Texas Tech	0	0	0	2	2	100	33	6	Texas Tech	3	119	39.7	43	0	0	0	0
Cincinnati	2	2	100	4	4	100	54	14	Cincinnati	2	99	49.5	51	1	0	1	0

BAYLOR FOOTBALL 2023

OVERALL: 3-4 (HOME 1-4, ROAD 2-0, NEUTRAL 0-0) | BIG 12 CONFERENCE: 2-2 (HOME 0-2, ROAD 2-0, NEUTRAL 0-0)

GAME-BY-GAME TACKLES

Player	S-A	Total	TXST	Utah	LIU	UT	UCF	TTU	UC
Matt Jones	33-18	51	3-2	6-4	2-1	7-1	5-3	5-3	5-4
Devyn Bobby	27-17	44	3-2	2-4	0-1	6-2	5-2	5-4	6-2
Mike Smith Jr.	18-7	25	4-1	5-3	2-0	4-2	3-1	DNP	DNP
Devin Lemear	15-8	23	2-2	DNP	DNP	6-3	3-0	1-0	3-3
Cooper Lanz	10-12	22	2-0	3-3	-	2-2	2-3	1-2	0-2
TJ Franklin	11-7	18	1-2	3-0	1-0	0-1	3-0	2-0	1-4
Byron Vaughns	11-7	18	1-1	1-1	2-0	0-1	3-0	0-2	4-2
Caden Jenkins	10-6	16	1-1	0-2	1-0	6-1	2-0	0-1	0-1
Corey Gordon Jr.	8-6	14	2-1	3-3	-	0-1	1-0	-	2-1
Chateau Reed	10-3	13	DNP	3-0	2-0	2-1	1-0	1-1	1-1
DJ Coleman	10-2	12	DNP	5-1	-	1-0	2-0	1-1	1-0
Tevin Williams III	9-3	12	3-2	DNP	DNP	DNP	1-0	4-0	1-1
Josh White	8-4	12	3-1	0-1	-	-	0-1	5-1	-
Kyler Jordan	5-6	11	0-1	1-3	2-0	1-0	0-1	-	1-1
Gabe Hall	4-7	11	0-1	2-2	-	1-0	0-1	0-1	1-2
Bryson Jackson	9-1	10	2-1	1-0	3-0	-	1-0	1-0	1-0
Carl Williams IV	7-3	10	-	-	1-0	1-0	-	3-1	2-2
Garmon Randolph	5-5	10	1-1	DNP	-	-	0-2	1-1	3-1
Jeremy Evans	7-1	8	-	-	4-0	1-0	-	1-0	1-1
Alfonzo Allen	5-2	7	2-1	1-0	0-1	-	2-0	-	-
Brooks Miller	3-4	7	-	-	0-1	DNP	-	3-0	0-3
Treven Ma'ae	1-6	7	0-1	-	-	0-3	1-0	0-1	0-1
Tyrone Brown	4-2	6	-	DNP	0-1	DNP	-	3-0	1-1
Devonte Tezino	3-2	5	1-0	2-0	DNP	DNP	DNP	-	0-2
Trey Wilson	3-2	5	1-0	1-1	-	-	-	DNP	1-1
Caleb Parker	4-0	4	1-0	2-0	-	1-0	-	-	-
Isaiah Dunson	3-1	4	3-1	-	-	DNP	DNP	DNP	DNP
Tre Emory	1-3	4	DNP	DNP	DNP	DNP	DNP	0-2	1-1
Brendan Bett	1-2	3	DNP	DNP	-	-	-	1-1	0-1
Romario Noel	2-0	2	-	DNP	2-0	DNP	DNP	-	DNP
Carmello Jones	2-0	2	DNP	DNP	DNP	DNP	DNP	DNP	2-0
Justin Sambu	1-1	2	-	-	0-1	-	1-0	-	-
Dominic Richardson	1-0	1	-	1-0	DNP	-	-	-	-
Richard Reese	1-0	1	-	-	1-0	-	-	-	-
Cameron Bonner	1-0	1	DNP	-	-	-	1-0	-	-
Drake Dabney	1-0	1	-	-	-	1-0	-	-	-
Isaiah Hankins	1-0	1	-	-	-	-	-	-	1-0

GAME-BY-GAME TACKLES FOR LOSS

GAME-BY-GAMESACKS

Player	UA-A	Total	TXST	Utah	LIU	UT	UCF	TTU	UC
Matt Jones	8-2	9.0	-	-	-	3.5-10	3.5-5	1.0-1	1.0-1
Byron Vaughns	5-0	5.0	1.0-2	-	2.0-20	-	-	-	2.0-6
TJ Franklin	4-2	5.0	0.5-1	2.0-3	1.0-5	-	-	-	1.5-6
Mike Smith Jr.	3-0	3.0	1.0-1	-	1.0-4	1.0-7	-	DNP	DNP
Gabe Hall	2-1	2.5	-	1.5-2	-	-	-	-	1.0-7
Devonte Tezino	2-0	2.0	1.0-1	1.0-1	DNP	DNP	DNP	-	-
Cooper Lanz	1-2	2.0	-	-	-	0.5-1	1.5-5	-	-
Isaiah Dunson	1-0	1.0	1.0-1	-	-	DNP	DNP	DNP	DNP
Carl Williams IV	1-0	1.0	-	-	1.0-1	-	-	-	-
Caden Jenkins	1-0	1.0	-	-	-	1.0-5	-	-	-
Richard Reese	1-0	1.0	-	-	1.0-28	-	-	-	-
Carmello Jones	1-0	1.0	DNP	DNP	DNP	DNP	DNP	DNP	1.0-1
Brendan Bett	1-0	1.0	DNP	DNP	-	-	-	1.0-11	-
Trey Wilson	1-0	1.0	-	1.0-5	-	-	-	DNP	-
Devyn Bobby	0-2	1.0	1.0-1	-	-	-	-	-	-
Devin Lemear	0-1	0.5	-	DNP	DNP	0.5-0	-	-	-
Tevin Williams III	0-1	0.5	0.5-1	DNP	DNP	DNP	-	-	-
Treven Ma'ae	0-1	0.5	-	-	-	0.5-1	-	-	-
Kyler Jordan	0-1	0.5	-	0.5-1	-	-	-	-	-
Tre Emory	0-1	0.5	DNP	DNP	DNP	DNP	DNP	-	0.5-4

Player	UA-A	Total	TXST	Utah	LIU	UT	UCF	TTU	UC
TJ Franklin	2-1	2.5	-	1-1	1-5	-	-	-	0.5-4
Matt Jones	2-0	2	-	-	-	2-8	-	-	-
Byron Vaughns	2-0	2	-	-	2-20	-	-	-	-
Gabe Hall	2-0	2	-	1-2	-	-	-	-	1-7
Mike Smith Jr.	1-0	1	-	-	-	1-7	-	DNP	DNP
Devonte Tezino	1-0	1	1-1	-	DNP	DNP	DNP	-	-
Brendan Bett	1-0	1	DNP	DNP	-	-	-	1-11	-
Trey Wilson	1-0	1	-	1-5	-	-	-	DNP	-
Cooper Lanz	1-0	1	-	-	-	-	1-4	-	-
Tre Emory	0-1	0.5	DNP	DNP	DNP	DNP	DNP	-	0.5-4

BAYLOR FOOTBALL 2023

OVERALL: 3-4 (HOME 1-4, ROAD 2-0, NEUTRAL 0-0) | BIG 12 CONFERENCE: 2-2 (HOME 0-2, ROAD 2-0, NEUTRAL 0-0)

SCORING DRIVES

OPPONENT	PLAYS	YDS	DRIVE		DRIVE	
			TIME	CLOCK	START	PLAY
Texas State	8	59	3:55	1st/14:12	BU35	Hankins 23 yard field goal
Texas State	5	0	2:36	1st/5:02	TXST35	Hankins 53 yard field goal
Texas State	9	72	4:57	2nd/9:03	BU28	Shapen 9 yard rush
Texas State	3	62	1:33	3rd/14:54	BU38	Dabney 53 yard pass from Shapen
Texas State	9	38	4:14	3rd/6:01	TXST45	Hankins 24 yard field goal
Texas State	12	78	4:43	4th/13:45	BU22	Dabney 2 yard pass from Shapen
Utah	6	15	2:05	1st/0:08	UU17	Hankins 34 yard field goal
Utah	11	79	5:41	2nd/9:04	BU21	Robertson 4 yard rush
Utah	10	68	4:00	3rd	BU25	Hankins 24 yard field goal
Long Island	13	92	5:52	1st/3:44	BU8	Reese 13 yard rush
Long Island	16	82	8:32	2nd/8:27	BU18	Pendergrass 1 yard rush
Long Island	13	76	6:27	3rd/6:51	BU24	Reese 13 yard rush
Long Island	10	57	4:48	4th/5:45	BU43	Dabney 3 yard pass from Robertson
Texas	9	70	4:08	1st/5:15	BU25	Hankins 22 yard field goal
Texas	4	2	0:50	2nd/1:34	UT21	Hankins 36 yard field goal
UCF	10	72	4:14	1st/6:17	BU28	Shapen 2 yard rush
UCF	11	50	4:39	3rd/7:59	BU37	Hankins 30 yard field goal
UCF	10	81	2:59	3rd/0:37	BU29	Pendergrass 6 yard rush
UCF	5	55	1:17	4th/10:55	BU45	Jenkins 72 yard fumble return
UCF	9	61	3:25	4th/4:46	BU32	Hankins 25 yard field goal
Texas Tech	5	42	1:53	2nd/11:25	BU42	Hankins 33 yard field goal
Texas Tech	4	76	2:04	3rd/0:38	BU24	Baldwin 71 yard pass from Shapen
Texas Tech	6	59	2:40	4th/9:15	BU25	Hankins 33 yard field goal
Cincinnati	4	-3	2:02	1st/7:57	UC33	Hankins 54 yard field goal
Cincinnati	7	75	2:39	2nd/14:55	BU25	Shapen 3 yard rush
Cincinnati	8	47	2:44	2nd/10:02	BU28	Hankins 43 yard field goal
Cincinnati	6	75	2:43	3rd/15:00	BU25	Roberts 6 yard pass from Shapen
Cincinnati	9	56	4:34	3rd/9:34	BU15	Hankins 46 yard field goal
Cincinnati	15	57	7:14	4th/14:55	BU17	Hankins 43 yard field goal

SCORING DRIVES SUPERLATIVES

MOST PLAYS:	16 vs. LIU (TD)	FEWEST PLAYS:	3 vs. Texas State (TD)
MOST YARDS:	92 vs. LIU (TD)	FEWEST YARDS:	-3 at Cincinnati (FG)
LONGEST TIME:	8:32 vs. LIU (TD)	SHORTEST TIME:	0:50 vs. Texas (FG)

LONG PLAYS FROM SCRIMMAGE (25-Plus Yards)

YDS	PLAY	OPPONENT
72	Jenkins fumble return	UCF
71	Baldwin from Shapen	Texas Tech
55	Jackson Jr. from Shapen	Cincinnati
55	Baldwin from Robertson	Texas
53	Dabney from Shapen	Texas State
47	Presley from Robertson	Utah
43	Nabors from Shapen	Texas Tech
43	Baldwin from Shapen	UCF
41	Jackson Jr. from Shapen	Cincinnati
41	Dabney from Shapen	Cincinnati
40	Presley from Shapen	Texas State
39	Baldwin from Shapen	Texas Tech
39	Jackson Jr. from Robertson	Texas
39	Jackson Jr. from Robertson	Utah
36	Baldwin from Shapen	UCF
35	Baldwin from Shapen	UCF
35	Dabney from Robertson	Utah
34	Baldwin from Shapen	Texas Tech
33	Presley from Robertson	Texas State
32	Baldwin from Shapen	Texas State
32	Richardson rush	Texas State
31	Pendergrass rush	Long Island
31	Robertson rush	Texas State
31	Jackson Jr. from Robertson	Texas State
30	Jackson Jr. from Robertson	Utah
29	Winfield from Martinez	Texas
28	Reese rush	UCF
27	Burton from Shapen	Texas State
25	Pendergrass from Shapen	UCF

BAYLOR FOOTBALL 2023

OVERALL: 3-4 (HOME 1-4, ROAD 2-0, NEUTRAL 0-0) | BIG 12 CONFERENCE: 2-2 (HOME 0-2, ROAD 2-0, NEUTRAL 0-0)

Baylor - Game Highs

RUSHES	48	LIU (09/16/2023)
YARDS RUSHING	270	LIU (09/16/2023)
YARDS PER RUSH	5.6	LIU (09/16/2023)
TD RUSHES	3	LIU (09/16/2023)
PASS ATTEMPTS	53	Texas (09/23/2023)
PASS COMPLETIONS	29	Texas (09/23/2023)
YARDS PASSING	416	Texas St. (09/02/2023)
YARDS PER PASS	9.5	Texas St. (09/02/2023)
TD PASSES	2	Texas St. (09/02/2023)
TOTAL PLAYS	84	Texas (09/23/2023)
TOTAL OFFENSE	524	Texas St. (09/02/2023)
YARDS PER PLAY	6.9	Texas St. (09/02/2023)
POINTS	36	at UCF (09/30/2023)
SACKS BY	3	Texas (09/23/2023)
	3	LIU (09/16/2023)
	3	Utah (09/09/2023)
FIRST DOWNS	26	LIU (09/16/2023)
PENALTIES	9	Texas St. (09/02/2023)
PENALTY YARDS	45	Texas St. (09/02/2023)
TURNOVERS	2	Utah (09/09/2023)
	2	Texas St. (09/02/2023)
PUNTS	4	Texas (09/23/2023)
	4	Utah (09/09/2023)
PUNTING AVG	49.5	at Cincinnati (10/21/2023)
LONG PUNT	53	LIU (09/16/2023)
PUNTS INSIDE 20	1	at Cincinnati (10/21/2023)
	1	Utah (09/09/2023)
LONG PUNT RETURN	41	at Cincinnati (10/21/2023)

Baylor - Individual Game Highs

RUSHES	21	Dawson Pendergrass vs LIU (09/16/2023)
YARDS RUSHING	111	Dawson Pendergrass vs LIU (09/16/2023)
TD RUSHES	2	Richard Reese vs LIU (09/16/2023)
LONG RUSH	32	Dominic Richardson vs Texas St. (09/02/2023)
PASS ATTEMPTS	42	Blake Shapen at Cincinnati (10/21/2023)
PASS COMPLETIONS	25	Blake Shapen at Cincinnati (10/21/2023)
YARDS PASSING	324	Blake Shapen vs Texas Tech (10/07/2023)
TD PASSES	2	Blake Shapen vs Texas St. (09/02/2023)
LONG PASS	71	Blake Shapen vs Texas Tech (10/07/2023)
RECEPTIONS	7	Monaray Baldwin at Cincinnati (10/21/2023)
	7	Monaray Baldwin at UCF (09/30/2023)
YARDS RECEIVING	150	Monaray Baldwin at UCF (09/30/2023)
TD RECEPTIONS	2	Drake Dabney vs Texas St. (09/02/2023)
LONG RECEPTION	71	Monaray Baldwin vs Texas Tech (10/07/2023)
PUNTS	4	Palmer Williams vs Texas (09/23/2023)
	4	Palmer Williams vs Utah (09/09/2023)
PUNTING AVG	49.5	Palmer Williams at Cincinnati (10/21/2023)
LONG PUNT	53	Palmer Williams vs LIU (09/16/2023)
PUNTS INSIDE 20	1	Palmer Williams at Cincinnati (10/21/2023)
	1	Palmer Williams vs Utah (09/09/2023)
LONG PUNT RETURN	41	Josh Cameron at Cincinnati (10/21/2023)
LONG KICKOFF RETURN	36	Corey Gordon Jr. vs Texas St. (09/02/2023)
TACKLES	10	Matt Jones vs Utah (09/09/2023)
SACKS	2	Matt Jones vs Texas (09/23/2023)
	2	Byron Vaughns vs LIU (09/16/2023)
TACKLES FOR LOSS	3.5	Matt Jones at UCF (09/30/2023)
	3.5	Matt Jones vs Texas (09/23/2023)

BAYLOR FOOTBALL 2023

OVERALL: 3-4 (HOME 1-4, ROAD 2-0, NEUTRAL 0-0) | BIG 12 CONFERENCE: 2-2 (HOME 0-2, ROAD 2-0, NEUTRAL 0-0)

Opponent - Game Highs

RUSHES	47	Utah (09/09/2023)
YARDS RUSHING	288	at Cincinnati (10/21/2023)
YARDS PER RUSH	6.7	at UCF (09/30/2023)
TD RUSHES	4	Texas (09/23/2023)
PASS ATTEMPTS	31	at Cincinnati (10/21/2023)
PASS COMPLETIONS	22	Texas St. (09/02/2023)
YARDS PASSING	328	Texas (09/23/2023)
YARDS PER PASS	13.1	Texas (09/23/2023)
TD PASSES	3	Texas Tech (10/07/2023)
	3	Texas St. (09/02/2023)
TOTAL PLAYS	74	at Cincinnati (10/21/2023)
TOTAL OFFENSE	503	Texas (09/23/2023)
YARDS PER PLAY	8.5	Texas (09/23/2023)
POINTS	42	Texas St. (09/02/2023)
SACKS BY	6	Texas Tech (10/07/2023)
FIRST DOWNS	24	Texas (09/23/2023)
PENALTIES	7	at UCF (09/30/2023)
	7	Utah (09/09/2023)
PENALTY YARDS	74	at UCF (09/30/2023)
TURNOVERS	2	Texas Tech (10/07/2023)
	2	at UCF (09/30/2023)
	2	Texas (09/23/2023)
	2	Texas St. (09/02/2023)
PUNTS	4	at Cincinnati (10/21/2023)
	4	Texas (09/23/2023)
	4	LIU (09/16/2023)
	4	Utah (09/09/2023)
PUNTING AVG	48.0	Texas Tech (10/07/2023)
LONG PUNT	56	Utah (09/09/2023)
PUNTS INSIDE 20	3	Texas Tech (10/07/2023)
	3	Utah (09/09/2023)
LONG PUNT RETURN	43	Texas Tech (10/07/2023)

Opponent - Individual Game Highs

RUSHES	31	Tahj Brooks vs Texas Tech (10/07/2023)
YARDS RUSHING	170	Tahj Brooks vs Texas Tech (10/07/2023)
TD RUSHES	2	Myles Montgomery at Cincinnati (10/21/2023)
	2	Jonathon Brooks vs Texas (09/23/2023)
LONG RUSH	79	Johnny Richardson at UCF (09/30/2023)
PASS ATTEMPTS	30	Enyory Jones at Cincinnati (10/21/2023)
	30	TJ Finley vs Texas St. (09/02/2023)
PASS COMPLETIONS	22	TJ Finley vs Texas St. (09/02/2023)
YARDS PASSING	298	TJ Finley vs Texas St. (09/02/2023)
TD PASSES	3	Behren Morton vs Texas Tech (10/07/2023)
	3	TJ Finley vs Texas St. (09/02/2023)
LONG PASS	65	Timmy McClain at UCF (09/30/2023)
RECEPTIONS	10	Myles Price vs Texas Tech (10/07/2023)
YARDS RECEIVING	113	Javon Baker at UCF (09/30/2023)
TD RECEPTIONS	2	Xzavier Henderson at Cincinnati (10/21/2023)
	2	Baylor Cupp vs Texas Tech (10/07/2023)
LONG RECEPTION	65	Javon Baker at UCF (09/30/2023)
FIELD GOALS	2	Cole Becker vs Utah (09/09/2023)
LONG FIELD GOALS	46	Cole Becker vs Utah (09/09/2023)
PUNTS	4	Mason Fletcher at Cincinnati (10/21/2023)
	4	Ryan Sanborn vs Texas (09/23/2023)
	4	Willi Lynch vs LIU (09/16/2023)
	4	Jack Bouwmeester vs Utah (09/09/2023)
PUNTING AVG	48.0	Austin McNamara vs Texas Tech (10/07/2023)
LONG PUNT	56	Jack Bouwmeester vs Utah (09/09/2023)
PUNTS INSIDE 20	3	Austin McNamara vs Texas Tech (10/07/2023)
	3	Jack Bouwmeester vs Utah (09/09/2023)
LONG PUNT RETURN	43	Myles Price vs Texas Tech (10/07/2023)
LONG KICKOFF RETURN	37	Xzavier Henderson at Cincinnati (10/21/2023)
TACKLES	15	Jason Johnson at UCF (09/30/2023)
SACKS	3	Steve Linton vs Texas Tech (10/07/2023)
TACKLES FOR LOSS	3	Steve Linton vs Texas Tech (10/07/2023)
	3	Tre'mon Morris-Brash at UCF (09/30/2023)
	3	Byron Murphy II vs Texas (09/23/2023)
INTERCEPTIONS	1	Jaylan Ford vs Texas (09/23/2023)
	1	Zemajah Vaughn vs Utah (09/09/2023)
	1	Cole Bishop vs Utah (09/09/2023)
	1	Shawn Holton vs Texas St. (09/02/2023)

BAYLOR FOOTBALL 2023

OVERALL: 3-4 (HOME 1-4, ROAD 2-0, NEUTRAL 0-0) | BIG 12 CONFERENCE: 2-2 (HOME 0-2, ROAD 2-0, NEUTRAL 0-0)


Baylor Inside Opponent Red-Zone

Date	Opponent	Score	Times In RZ	Times Scored	Total Pts	TDs	Rush	Pass	FGs Made	Failed to score inside RZ					
							TDs	TDs		TDs	FGA	Down	Int	Fumb	Half
09/02/2023	Texas St.	L 31-42	5	4	20	2	1	1	2	2	0	1	0	0	0
09/09/2023	Utah	L 13-20	3	3	13	1	1	0	2	2	0	0	0	0	0
09/16/2023	LIU	W 30-7	4	4	28	4	3	1	0	0	0	0	0	0	0
09/23/2023	Texas	L 6-38	6	2	6	0	0	0	2	2	2	1	0	0	1
09/30/2023	at UCF	W 36-35	7	5	29	3	2	1	2	3	0	0	1	0	0
10/07/2023	Texas Tech	L 14-39	3	2	6	0	0	0	2	2	1	0	0	0	0
10/21/2023	at Cincinnati	W 32-29	4	4	19	2	1	1	2	2	0	0	0	0	0
Totals 24 of 32 (75.0%)			32	24	121	12	8	4	12	13	3	2	1	0	1

Opponents Inside Baylor Red-Zone

Date	Opponent	Score	Times In RZ	Times Scored	Total Pts	TDs	Rush	Pass	FGs Made	Failed to score inside RZ					
							TDs	TDs		TDs	FGA	Down	Int	Fumb	Half
09/02/2023	Texas St.	L 31-42	3	3	21	3	2	1	0	0	0	0	0	0	0
09/09/2023	Utah	L 13-20	3	3	17	2	2	0	1	1	0	0	0	0	0
09/16/2023	LIU	W 30-7	1	1	7	1	1	0	0	0	0	0	0	0	0
09/23/2023	Texas	L 6-38	4	3	17	2	2	0	1	2	0	0	0	0	0
09/30/2023	UCF	W 36-35	3	2	15	2	1	1	0	1	0	0	0	0	0
10/07/2023	Texas Tech	L 14-39	8	6	39	5	2	3	1	1	1	0	0	0	1
10/21/2023	Cincinnati	W 32-29	4	2	14	2	1	1	0	0	2	0	0	0	0
Totals 20 of 26 (76.9%)			26	20	130	17	11	6	3	5	3	0	0	0	1

PLAYERS



12
ALFONZO ALLEN
 S • 5-11 • 194 • SO. • 1L
 MIAMI, FLA. (CENTRAL HS)

- **LAST GAME (W, 32-29 at CINCY):** Played; did not record a stat.
- Sophomore backup safety who made collegiate debut in '22 season opener vs. UAlbany.
- 2023 Wuerffel Trophy Watch List member, college football's premier community service award.
- Made three tackles in 2023 season opener against Texas State and forced a fumble.
- Had three total tackles, including two for loss in true freshman season.
- Recorded first-career tackle on a sack for 7-yd loss vs. UAlbany.
- Helped Miami Central HS to a 5A state championship with a 12-2 record as a senior in 2021.
- Four-star prospect, No. 23 safety in the country according to ESPN.

ALLEN CAREER STATISTICS

DEFENSIVE									
YEAR	G/GS	UT	AT	TT	TFL-YD	QBS-YD	FF/FR	PBU	INT-YD
2022	13/0	3	0	3	2-8	1-7	0/0	1	0-0
2023	7/0	5	2	7	0-0	0-0	1/0	0	0-0
CAREER	20/0	8	2	10	2-8	1-7	1/0	1	0-0

ALLEN'S CAREER BESTS

Tackles: 3, vs. Texas State (9/2/23)
 Solo Tackles: 2, 2x, last at UCF (9/30/23)
 Tackles-For-Loss: 1, 2x, last vs. TCU (11/19/22)
 Interceptions: N/A
 Sacks: 1.0, vs. UAlbany (9/3/22)
 Pass Breakups: 1, vs. Texas State (9/17/22)
 Forced Fumbles: 1, vs. Texas State (9/2/23)

ALLEN'S GAME-BY-GAME DEFENSIVE STATS

DATE	OPPONENT	UT	AT	TT	PD	INT-YDS
9/2/23	TEXAS STATE	2	1	3	0	0-0
9/9/23	UTAH	1	0	1	0	0-0
9/16/23	LONG ISLAND	0	1	1	0	0-0
9/23/23	TEXAS	0	0	0	0	0-0
9/30/23	at UCF	2	0	2	0	0-0
10/7/23	TEXAS TECH	0	0	0	0	0-0
10/21/23	at Cincinnati	0	0	0	0	0-0



80
MONARAY BALDWIN
 WR • 5-9 • 168 • JR. • 2L
 KILLEEN, TEXAS (SHOEMAKER HS)

- **LAST GAME (W, 32-29 at CINCY):** 7 catches for 49 yards and 1 rush for 12 yards.
- **PRONUNCIATION:** MONARAY Baldwin - MON-uh-ray
- 2023 Preseason All-Big 12 (Fourth Team, Athlon Sports; Honorable Mention, College Football Network)
- His 18.88 yards per catch ranks seventh in the Big 12 and 26th nationally.
- Emerged as leader during Week 4 vs. Texas, both on and off the field.
- Had huge receiving game at UCF (9/30/23) with 7 catches for 150 yards and a TD.
- Followed it up with 126 yards and 71-yard TD vs. Texas Tech (10/7/23) for first consecutive 100+ yard receiving games in career.
- 2022 All-Big 12 Honorable Mention (Coaches, PFN)
- Notched a career-long 74-yard reception vs. TCU (11/19/22).
- Caught a career-high 8 balls vs. Kansas State (11/12/22).
- Set career highs vs. OSU with 174 yards and 2 touchdowns.
- Scored his first-career TD on a 48-yd run in 2022 Sugar Bowl
- Finished senior HS season with 1,306 all-purpose yards as WR, KR and PR
- Three-star prospect; No. 157 player in Texas according to 247 Sports
- Owns a 10.66 PR in the 100 meters on the track
- Health, kinesiology and leisure studies major

BALDWIN CAREER STATISTICS

RECEIVING						
YEAR	G/GS	REC	YD	AVG	TD	LP/OPPONENT
2021	8/0	1	7	7.0	0	7/vs. TSU
2022	11/5	33	565	17.1	4	74/vs. TCU
2023	7/2	24	453	18.9	2	71/vs. Texas Tech
CAREER	26/7	58	1,025	17.7	6	74/vs. TCU

RUSHING						
YEAR	G/GS	ATT	YD	AVG	TD	LP/OPPONENT
2021	8/0	6	87	14.5	1	48/vs. OM
2022	11/5	7	71	10.1	1	50/vs. UAlbany
2023	7/2	3	17	5.7	0	12/at Cincy
CAREER	26/7	16	175	10.9	2	50/vs. UAlbany

KICK RETURNS						
YEAR	G/GS	NO	YD	AVG	TD	LP/OPPONENT
2021	8/0	2	48	24.0	0	25/vs. TSU
2022	11/5	9	147	16.3	0	24/vs. TCU
2023	7/2	0	0	0.0	0	N/A
CAREER	26/7	11	195	17.7	0	25/vs. TSU

BALDWIN'S CAREER BESTS

RUSHING
 Attempts: 3, vs. TCU (11/19/22)
 Yards: 48, vs. Ole Miss (1/1/22)
 Touchdowns: 1, 2x, last vs. UAlbany (9/3/22)
 Longest Rush: 50, vs. UAlbany (9/3/22)

RECEIVING
 Receptions: 8, vs. Kansas State (11/12/22)
 Receiving Yards: 174, vs. Oklahoma State (10/1/22)
 Touchdowns: 2, vs. Oklahoma State (10/1/22)
 Longest Reception: 74, vs. TCU (11/19/22)
 100-Yard Games: Season (2); Career (4); Last: 126 vs. Texas Tech (10/7/23)

KICK RETURNS

Attempts: 4, vs. TCU (11/19/22)
 Return Yards: 69, vs. TCU (11/19/22)
 Touchdowns: n/a
 Longest Return: 25, vs. Texas Southern (9/11/21)

BALDWIN'S GAME-BY-GAME RECEIVING STATS

DATE	OPPONENT	REC	YDS	AVG	TD	TD YDS
9/2/23	TEXAS STATE	2	47	23.5	0	--
9/9/23	UTAH	0	0	0.0	0	--
9/16/23	LONG ISLAND	0	0	0.0	0	--
9/23/23	TEXAS	3	81	27.0	0	--
9/30/23	at UCF	7	150	21.4	1	5
10/7/23	TEXAS TECH	5	126	25.2	1	71
10/21/23	at Cincinnati	7	49	7.0	0	--

BALDWIN'S GAME-BY-GAME RUSHING STATS

DATE	OPPONENT	ATT	YDS	Avg.	TD	TD YDS
9/2/23	TEXAS STATE	0	0	0.0	0	--
9/9/23	UTAH	0	0	0.0	0	--
9/16/23	LONG ISLAND	1	-5	-5.0	0	--
9/23/23	TEXAS	0	0	0.0	0	--
9/30/23	at UCF	1	10	10.0	0	--
10/7/23	TEXAS TECH	0	0	0.0	0	--
10/21/23	at Cincinnati	1	12	12.0	0	--

PLAYERS



53
CAMPBELL BARRINGTON
 OL • 6-6 • 299 • JR. • TR
 SPOKANE, WASH. (UNIVERSITY HS / BYU)

- **LAST GAME (W, 32-29 at CINCY):** Started at RG.
- Third-year junior OL who has played in 24 career games with 13 starts.
- Preseason All-Big 12 Honorable Mention (College Football Network).
- Made Baylor debut in 2023 season opener against Texas State, starting at LT.
- Switched over to RT before week two game vs. Utah.
- Switched to RG ahead of Week 8 game at Cincinnati.
- Played in nine games off the bench in 2022 for BYU.
- Was a Freshman All-American in 2021 for the Cougars, starting six of his eight games played.
- Was a candidate for the Shaun Alexander Freshman of the Year Award
- A consensus three-star recruit at University High School in Spokane, Wash.
- Rated the No. 11 player in the state of Washington by ESPN
- His older brother, Clark, is a fifth-year senior offensive lineman for the Bears.

BARRINGTON CAREER STATISTICS

OFFENSIVE at BYU

YEAR	G/GS
2021	8/6
2022	9/0
2023	7/7
CAREER	24/13



56
CLARK BARRINGTON
 OL • 6-5 • 306 • 5SR. • TR
 SPOKANE, WASH. (UNIVERSITY HS / BYU)

- **LAST GAME (W, 32-29 at CINCY):** Started at LG.
- Fifth-year senior OL who has played in 53 career games with 47 starts.
- Made Baylor debut in 2023 season opener against Texas State, starting at C.
- Switched to LG ahead of Week 8 game at Cincinnati.
- Started 37 consecutive games for BYU, including all 13 games at LG in 2022.
- Named to the 2023 Rimington Trophy Watch List and a preseason All-Big 12 selection
- 2022 Preseason All-American, Outland Trophy, Lombardi Award and Senior Bowl Watch Lists
- 2021 All-American after leading the BYU O-Line to a spot on the Joe Moore Midseason Watch List
- Team captain at University High School in Spokane, Wash., where he was named all-league first team and all-state, in addition to academic honor roll honors.
- Had a 3.96 GPA; graduated from BYU and is currently pursuing a master's at Baylor.
- His younger brother, Campbell, is a junior offensive lineman for the Bears.

BARRINGTON CAREER STATISTICS

OFFENSIVE at BYU

YEAR	G/GS
2019	10/4
2020	10/10
2021	13/13
2022	13/13
2023	7/7
CAREER	53/47



28
DEVYN BOBBY
 S • 5-10 • 186 • SO. • 1L
 DESOTO, TEXAS (DESOTO HS)

- **LAST GAME (W, 32-29 at CINCY):** Made eight tackles, including six solo.
- **PRONUNCIATION:** DEVYN Bobby - like "devin"
- Sophomore safety enjoying a breakout campaign in 2023.
- Made first-career start in 2023 season opener against Texas State.
- Recorded career-best nine tackles vs. Texas Tech (10/7/23), forced a fumble and broke up a pass.
- Made previous career-high eight tackles vs. Texas (9/23/23), including personal-best six solo stops.
- Had 13 tackles on the 2022 season, seeing significant action on special teams.
- Helped DeSoto HS to an 11-3 record and berth in regional finals as a junior in 2020
- A four-star prospect, according to ESPN. The No. 59 player in Texas and No. 29 safety nationally by ESPN.

BOBBY CAREER STATISTICS

DEFENSIVE

YEAR	G/GS	UT	AT	TT	TFL-YD	QBS-YD	FF/FR	PBU	INT-YD
2022	13/0	10	3	13	0.0-0	0.0-0	0/0	0	0-0
2023	7/7	27	17	44	1.0-1	0.0-0	1/0	2	0-0
CAREER	19/6	37	20	57	1.0-1	0.0-0	1/0	2	0-0

BOBBY'S CAREER BESTS

Tackles: 9, vs. Texas Tech (10/7/23)
 Solo Tackles: 6, 2x, last at Cincinnati (10/21/23)
 Tackles-For-Loss: 1.0, vs. Texas State (9/2/23)
 Interceptions: N/A
 Sacks: N/A
 Pass Breakups: 1, at UCF (9/30/23)
 Forced Fumbles: 1, vs. Texas Tech (10/7/23)

BOBBY'S GAME-BY-GAME DEFENSIVE STATS

DATE	OPPONENT	UT	AT	TT	PD	INT-YDS
9/2/23	TEXAS STATE	3	2	5	0	0-0
9/9/23	UTAH	2	4	6	0	0-0
9/16/23	LONG ISLAND	0	1	1	0	0-0
9/23/23	TEXAS	6	2	8	0	0-0
9/30/23	at UCF	5	2	7	1	0-0
10/7/23	TEXAS TECH	5	4	9	1	0-0
10/21/23	at Cincinnati	6	2	8	0	0-0

PLAYERS



17 JONAH BURTON

WR • 5-10 • 197 • RSO. • 1L
SIMI VALLEY, CALIFORNIA (HS)

- **LAST GAME (W, 32-29 at CINCY):** Did not play.
- Third-year sophomore who had played in just one career game entering 2023.
- Redshirted in 2021 and made debut in 2022 regular-season finale at Texas.
- Praised by coaching staff for having an outstanding fall camp; expected to be part of the mix at slot receiver.
- Made first-career start in Week 2 vs. Utah (9/9/23).
- Went for 88 yards on five receptions in 2023 season opener against Texas State.
- Made 16 catches for 337 yards and four touchdowns as a senior in 2020 at Simi Valley HS
- 2021 National Bowl All-American MVP
- Also ran track in high school

BURTON CAREER STATISTICS

RECEIVING						
YEAR	G/GS	REC	YD	AVG	TD	LP/OPPONENT
2021		DNP - REDSHIRT				
2022	1/0	0	0	0.0	0	N/A
2023	6/2	8	108	13.5	0	27/vs. Texas State
CAREER	7/2	8	108	13.5	0	27/vs. Texas State

BURTON'S GAME-BY-GAME RECEIVING STATS

DATE	OPPONENT	REC	YDS	AVG	TD	TD YDS
9/2/23	TEXAS STATE	5	88	17.6	0	--
9/9/23	UTAH	1	11	11.0	0	--
9/16/23	LONG ISLAND	1	5	5.0	0	--
9/23/23	TEXAS	0	0	0.0	0	--
9/30/23	at UCF	1	4	4.0	0	--
10/7/23	TEXAS TECH	0	0	0.0	0	--
10/21/23	at Cincinnati	DID NOT PLAY				

BURTON'S CAREER BESTS

Receptions: 5, vs. Texas State (9/2/23)
 Receiving Yards: 88, vs. Texas State (9/2/23)
 Touchdowns: N/A
 Longest Reception: 27, vs. Texas State (9/2/23)



58 GAVIN BYERS

OL • 6-5 • 318 • SR. • 3L
GRAPEVINE, TEXAS (COLLEYVILLE HERITAGE HS)

- **LAST GAME (W, 32-29 at CINCY):** Started at RT.
- Senior OL who has played in 42 games with 22 starts.
- Preseason All-Big 12 Honorable Mention (College Football Network)
- Switched positions to LG ahead of the 2023 campaign.
- Switched back to RT ahead of Week 8 game at Cincinnati.
- Started the first seven games in 2022 for Baylor at RT before Khalil Keith's return.
- Started first eight games for the Bears in 2021 at RT before missing TCU game (Nov. 6), then appeared as substitute offensive lineman five more times in sophomore campaign.
- Made first-career start in 2021 season-opener at Texas State (Sept. 4)
- Played in all nine games in 2020, mostly on special teams.
- Anchored offensive line at Colleyville Heritage, helping team to 9-5 record as a senior in 2019.
- No. 142 player in Texas according to ESPN; No. 135 in Texas according to 247Sports.
- Rated No. 69 offensive guard in the country.
- Also a standout basketball player in HS and was a Class 5A regional qualifier in the shot put and discus.

BYERS CAREER STATISTICS

OFFENSIVE	
YEAR	G/GS
2020	9/0
2021	13/8
2022	13/7
2023	7/7
CAREER	42/22



34 JOSH CAMERON

WR • 6-1 • 215 • RSO. • 1L
CEDAR PARK, TEXAS (CEDAR PARK HS)

- **LAST GAME (W, 32-29 at CINCY):** Made three catches for 46 yards.
- Redshirt sophomore who has played in 23 career games.
- Former walk-on who was put on scholarship in summer 2022 prior to season.
- Caught a career-long 42-yard reception vs. TCU (11/19/22).
- Went for career-high 6 catches and 83 yards vs. K-State (11/12/22).
- Made first-career start at Oklahoma (11/5/22); went for 5 catches and 72 yards.
- Made first-career reception at BYU (9/10/22).
- Redshirted in true freshman season (2021), but appeared in final 3 games of the year.
- A First-Team All-District player for Cedar Park HS who led squad to 2020 state championship game.
- Also played basketball in HS.
- Majoring in pre-business.

CAMERON CAREER STATISTICS

RECEIVING						
YEAR	G/GS	REC	YD	AVG	TD	LP/OPPONENT
2021	3/0	0	0	0.0	0	N/A
2022	13/4	28	386	13.8	0	42/vs. TCU
2023	7/2	8	96	12.0	0	24/at Cincy
CAREER	23/6	36	482	13.4	0	42/vs. TCU

CAMERON'S CAREER BESTS

Receptions: 6, vs. Kansas State (11/12/22)
 Receiving Yards: 83, vs. Kansas State (11/12/22)
 Touchdowns: N/A
 Longest Reception: 42, vs. TCU (11/19/22)

CAMERON'S GAME-BY-GAME RECEIVING STATS

DATE	OPPONENT	REC	YDS	AVG	TD	TD YDS
9/2/23	TEXAS STATE	0	0	0.0	0	--
9/9/23	UTAH	0	0	0.0	0	--
9/16/23	LONG ISLAND	1	11	11.0	0	--
9/23/23	TEXAS	2	19	9.5	0	--
9/30/23	at UCF	0	0	0.0	0	--
10/7/23	TEXAS TECH	2	20	10.0	0	--
10/21/23	at Cincinnati	3	46	15.3	0	--

PLAYERS



89

DRAKE DABNEY

TE • 6-5 • 248 • SR. • 3L
CYPRESS, TEXAS (CYPRESS RANCH HS)

- **LAST GAME (W, 32-29 at CINCY):** Made 2 catches for 48 yards.
- Senior TE who has 20 starts in 35 career games played.
- Went for career-high 101 yards on six catches with two touchdowns in 2023 season opener against Texas State, including 53-yard strike for six.
- Became the first Baylor tight end since Ken Hodge in 1964 to go for 100+ receiving yards.
- Caught his third TD of the 2023 season against LIU (9/16/23), a 3-yard score.
- Suffered broken leg at Texas Tech (10/29/22) and missed the remainder of '22 season.
- Hauled in a previous career-high 5 catches at West Virginia for 66 yards (10/13/22).
- 2021 Academic All-Big 12 First Team
- Caught 2 touchdowns in 2021, tying for third on the team.
- Made six catches for 57 yards and one TD in freshman campaign.
- First-career score came as part of 3-reception, 32-yard game at Iowa State on Nov. 7, 2020.
- Rated as No. 83 player in Texas according to 247Sports and the nation's No. 25 tight end.
- Also played baseball in HS.
- Majoring in pre-business.

DABNEY CAREER STATISTICS

RECEIVING						
YEAR	G/GS	REC	YD	AVG	TD	LP/OPPONENT
2020	6/2	6	57	9.5	1	14/at ISU, at TTU
2021	14/8	10	91	9.1	2	21/at TCU
2022	8/5	16	173	10.8	0	29/vs. UAlbany
2023	7/5	17	250	14.7	3	53/vs. Texas State
CAREER	35/20	49	571	11.7	6	53/vs. Texas State

DABNEY'S CAREER BESTS

Receptions: 6, vs. Texas State (9/2/23)
 Receiving Yards: 101, vs. Texas State (9/2/23)
 Touchdowns: 2, vs. Texas State (9/2/23)
 Longest Reception: 53, vs. Texas State (9/2/23)
 100-Yard Games: Season (1); Career (1); Last: 101 vs. Texas State (9/2/23)

DABNEY'S GAME-BY-GAME RECEIVING STATS

DATE	OPPONENT	REC	YDS	AVG	TD	TD YDS
9/2/23	TEXAS STATE	6	101	16.8	2	53, 2
9/9/23	UTAH	1	35	35.0	0	--
9/16/23	LONG ISLAND	1	3	3.0	1	3
9/23/23	TEXAS	2	8	4.0	0	--
9/30/23	at UCF	2	25	12.5	0	--
10/7/23	TEXAS TECH	3	30	10.0	0	--
10/21/23	at Cincinnati	2	48	24.0	0	--



79

ALVIN EBOSELE

OL • 6-6 • 304 • RFR • RS
COPPELL, TEXAS (COPPELL HS)

- **LAST GAME (W, 32-29 at CINCY):** Started at LT.
- Redshirt freshman OL who sat in 2022 to retain eligibility.
- Made collegiate debut in Week 2 vs. Utah (9/9/23), starting at LT.
- First Team 6-6A offensive tackle at Coppell HS.
- Three-star prospect and ninth-ranked OL in DFW area.
- Chose Baylor over offers from Ole Miss, TCU, Texas Tech, Oklahoma State, Kansas, Houston, and more.

EBOSELE CAREER STATISTICS

OFFENSIVE	
YEAR	G/GS
2022	0/0
2023	6/6
CAREER	6/6



9

TJ FRANKLIN

DL • 6-5 • 269 • 5SR. • 4L
TEMPLE, TEXAS (TEMPLE HS)

- **LAST GAME (W, 32-29 at CINCY):** Made five tackles, including one solo, 1.5 TFL, and 0.5 sacks. Also added a QB hurry.
- Fifth-year senior DL with 25 starts in 52 career games played.
- Preseason All-Big 12 Fourth Team honoree (Athlon Sports)
- Recorded a career-best 2.0 TFL vs. Utah (9/9/23)
- Notched sacks in back-to-back games against Utah and LIU (Weeks 2 and 3)
- Had at least half a TFL in first three games of 2023 season.
- Played in all 13 games last season with 36 total tackles.
- 2021 All-Big 12 Honorable Mention (DL)
- Posted four sacks and 28 tackles in 2021 with one forced fumble and one blocked kick.
- Compiled 23 total tackles, including 3.0 tackles-for-loss and 1.5 sacks in 2020
- Played in 11 games as a true freshman in 2019, collecting eight total tackles (six solo)
- Played at Temple HS and was rated a three-star recruit by 247Sports, the No. 78 defensive end nationally.
- Early spring enrollee in January 2019

FRANKLIN CAREER STATISTICS

DEFENSIVE									
YEAR	G/GS	UT	AT	TT	TFL-YD	QBS-YD	FF/FR	QBH	INT-YD
2019	11/0	6	2	8	1.5-5	1.0-4	0/0	0	0-0
2020	7/7	8	15	23	3-6	1.5-4	0/0	0	0-0
2021	14/1	14	14	28	6.0-29	4.0-26	1/0	3	0-0
2022	13/10	18	18	36	3.0-14	1.5-13	0/0	4	0-0
2023	7/7	11	7	18	5.0-15	2.5-10	0/0	1	0-0
CAREER	52/25	57	56	113	18.5-69	10.5-57	1/0	8	0-0

FRANKLIN'S CAREER BESTS

Tackles: 5, 4x, last at Cincinnati (10/21/23)
 Solo Tackles: 3, 6x, last at UCF (9/30/23)
 Tackles-For-Loss: 2, vs. Utah (9/9/23)
 Sacks: 1.0, 8x, last vs. LIU (9/16/23)
 Forced Fumbles: 1.0, vs. BYU (10/16/21)
 QB Hurries: 1, 8x, last at Cincinnati (10/21/23)
 Blocked Kicks: 1 (FG), at TCU (11/6/21)

PLAYERS

FRANKLIN'S GAME-BY-GAME DEFENSIVE STATS

DATE	OPPONENT	UT	AT	TT	TFL-YDS	QBS-YDS
9/2/23	TEXAS STATE	1	2	3	0.5-1	0.0-0
9/9/23	UTAH	3	0	3	2.0-3	1.0-1
9/16/23	LONG ISLAND	1	0	1	1.0-5	1.0-5
9/23/23	TEXAS	0	1	1	0.0-0	0.0-0
9/30/23	at UCF	3	0	3	0.0-0	0.0-0
10/7/23	TEXAS TECH	2	0	2	0.0-0	0.0-0
10/21/23	at Cincinnati	1	4	5	1.5-6	0.5-4



24

COREY GORDON JR.

S • 6-2 • 191 • RFR. • RS
OKLAHOMA CITY, OKLA. (PUTNAM WEST HS)

- **LAST GAME (W, 32-29 at CINCY):** Made three tackles, including two solo, and forced pass breakup on Cincy's final play from scrimmage.
- Athletic redshirt freshman safety who figures to see action at STAR position in 2023.
- Played in two games in 2022 but redshirted to retain eligibility.
- Prepped at Putnam West HS in Oklahoma City, where he was rated a three-star recruit.
- Ranked as the No. 16 player in Oklahoma and No. 59 safety in the nation by 247Sports.
- Chose Baylor over Tulsa, New Mexico and Hawaii, among others.

GORDON CAREER STATISTICS

DEFENSIVE									
YEAR	G/GS	UT	AT	TT	TFL-YD	QBS-YD	FF/FR	PBU	INT-YD
2022	2/0	0	0	0	0.0-0	0.0-0	0/0	0	0-0
2023	7/4	8	6	14	0.0-0	0.0-0	0/0	3	0-0
CAREER	9/4	8	6	14	0.0-0	0.0-0	0/0	3	0-0

KICK RETURNS

YEAR	G/GS	NO	YD	AVG	TD	LP/OPPONENT
2022	2/0	0	0	0.0	0	--
2023	6/4	9	197	21.9	0	36/ vs. Texas State
CAREER	8/4	9	197	21.9	0	36/ vs. Texas State

GORDON'S CAREER BESTS

DEFENSIVE

Tackles: 6, vs. Utah (9/9/23)
Solo Tackles: 3, vs. Utah (9/9/23)
Tackles-For-Loss: N/A
Interceptions: N/A
Sacks: N/A
Pass Breakups: 1, 3x, last at Cincinnati (10/21/23)

KICK RETURNS

Attempts: 6, vs. Texas State (9/2/23)
Return Yards: 145, vs. Texas State (9/2/23)
Touchdowns: N/A
Longest Return: 36, vs. Texas State (9/2/23)

GORDON'S GAME-BY-GAME DEFENSIVE STATS

DATE	OPPONENT	UT	AT	TT	PD	INT-YDS
9/2/23	TEXAS STATE	2	1	3	0	0-0
9/9/23	UTAH	3	3	6	0	0-0
9/16/23	LONG ISLAND	0	0	0	1	0-0
9/23/23	TEXAS	0	1	1	0	0-0
9/30/23	at UCF	1	0	1	1	0-0
10/7/23	TEXAS TECH	0	0	0	0	0-0
10/21/23	at Cincinnati	2	1	3	1	0-0



95

GABE HALL

DL • 6-6 • 290 • RSR. • 3L
WALLER, TEXAS (WALLER HS)

- **LAST GAME (W, 32-29 at CINCY):** Made three tackles, including one solo -- a seven-yard sack.
- Fifth-year senior DL who has received lots of preseason hype ahead of 2023 campaign.
- Named to Bronko Nagurski Trophy Watch List, Lone Star Player of the Year Watch List and Senior Bowl Watch List.
- Preseason All-Big 12 selection by multiple outlets.
- A two-time member of Bruce Feldman's "Freaks List" as the 6-6, 290-pounder runs nearly 20 MPH, squats 650 lbs, benches 500 lbs, cleans 365 lbs and has a 750-lb trap bar deadlift.
- 2022 All-Big 12 Honorable Mention (Coaches, PFN) after totaling 36 tackles with 5.5 for loss.
- Returned a fumble for 16-yard return touchdown at Texas (11/25/22).
- Recorded a career-high 7 tackles at Oklahoma (11/5/22).
- Big 12 Defensive Player of the Week (10/31/22) after 3-sack performance at Texas Tech.
- Finished second on the team last year with six sacks
- Career day at K-State (11/20/21) with three sacks, first BU player since James Lynch in 2019 with three in a single game.
- Sack vs. Iowa State on Sept. 25, 2021 was first of his career.
- Made two solo tackles in 2020 opener vs. Kansas.
- Appeared in eight games as a true freshman, recording three total tackles including 0.5 TFL
- Three-star recruit rated No. 53 player in Texas and No. 31 DT in the country by ESPN

HALL CAREER STATISTICS

DEFENSIVE										
YEAR	G/GS	UT	AT	TT	TFL-YD	QBS-YD	FF/FR	QBH	INT-YD	
2019	8/0	1	2	3	0.5-1	0.0-0	0/0	2	0-0	
2020	1/0	2	0	2	0.0-0	0.0-0	0/0	0	0-0	
2021	13/8	12	6	18	7.0-24	6.0-23	1/0	2	0-0	
2022	13/12	16	20	36	5.5-38	4.5-36	0/1	4	0-0	
2023	7/7	5	7	12	2.5-9	2.0-9	1/0	2	0-0	
CAREER	42/27	36	35	71	15.5-72	12.5-68	2/1	10	0-0	


CAREER BESTS

Tackles: 7, at Oklahoma (11/5/22)
Solo Tackles: 4, at K-State (11/20/21)
Tackles-For-Loss: 3.0, 2x, last at Texas Tech (10/29/22)
Sacks: 3.0, 2x, last at Texas Tech (10/29/22)
Blocked Kicks: 1, 2x, last vs. Air Force (12/22/22)
QB Hurries: 2, vs. Iowa State (9/28/19)
Forced Fumbles: 1, 2x, last vs. Utah (9/9/23)

HALL'S GAME-BY-GAME DEFENSIVE STATS

DATE	OPPONENT	UT	AT	TT	TFL-YDS	QBS-YDS
9/2/23	TEXAS STATE	0	1	1	0.0-0	0.0-0
9/9/23	UTAH	3	2	5	1.5-2	1.0-2
9/16/23	LONG ISLAND	0	0	0	0.0-0	0.0-0
9/23/23	TEXAS	1	0	1	0.0-0	0.0-0
9/30/23	at UCF	0	1	1	0.0-0	0.0-0
10/7/23	TEXAS TECH	0	1	1	0.0-0	0.0-0
10/21/23	at Cincinnati	1	2	3	1.0-7	1.0-7

PLAYERS



98

ISAIAH HANKINS

K • 6-0 • 192 • RSO. • 1L
LITTLE ROCK, ARK. (LITTLE ROCK CHRISTIAN)

- **LAST GAME (W, 32-29 at CINCY):** Went 4-of-4 on FG with makes from 54 (career-best), 43, 46 and 43. Also nailed both PAT attempts and handled kickoff duties for first time in 2023, with three touchbacks on eight kickoffs.
- Redshirt sophomore kicker who won the place kicking battle entering the 2023 season.
- Knocked the game-winner through from 25 yards out at UCF (9/30/23).
- Made a career-high four FG at Cincinnati (10/21/23), including a career-long 54-yarder, and scored personal best 14 points. His four FG were the most by a Bear in a single game since 2017.
- Opened the '22 season as the starter, but took a redshirt after John Mayers won the job back in Week 3.
- 76-for-77 on career PAT's.
- Made collegiate debut at Texas State on Sept. 4, 2021
- Was 14-of-15 on field goals as a HS senior; totaled 106 points kicking.
- Set school record for most points in a kicking season with 113 as a HS junior.
- Two-time all-state selection; also an all-state soccer player.

HANKINS CAREER STATISTICS

PLACE-KICKING

YEAR	G	PAT-A	PCT	FG-A	PCT	TP
2021	14	57-57	1.000	14-20	70.0	99
2022	2	8-9	88.9	0-1	0.0	8
2023	7	11-11	1.000	15-18	83.3	56
CAREER	23	76-77	98.7	29-39	74.4	163

HANKINS' CAREER BESTS

Longest FG: 54 yards, at Cincinnati (10/21/23)
 Most FGs: 4, at Cincinnati (10/21/23)
 Most PATs: 9, vs. Texas Southern (9/11/21)
 Most Points: 14, at Cincinnati (10/21/23)



7

BRYSON JACKSON

S • 6-2 • 209 • 7SR. • 4L
MANSFIELD, TEXAS (LAKE RIDGE HS)

- **LAST GAME (W, 32-29 at CINCY):** Rotated in at STAR position and made one solo tackle.
- Seventh-year senior who has appeared in 55 career games for the Bears with five starts.
- Converted to safety to play the STAR position in 2023 after playing his first six seasons at LB.
- Made first-career start at Texas Tech (10/29/22) as part of 3-3-5 defensive look.
- Big 12 Co-Defensive Player of the Week (9/26/22) following performance at Iowa State.
- Tied career-best with two sacks at Iowa State (9/24/22) and four total tackles.
- Recovered his own forced fumble in 2022 season opener vs. UAlbany, both career-firsts.
- Played in all 14 games in 2021 and set career highs with 15 tackles, 5.0 TFL and 3.5 sacks.
- Notched two sacks in 2022 Sugar Bowl vs. Ole Miss
- Recorded first-career sack vs. Texas Southern on Sept. 11, 2021.
- Two-time all-district linebacker at Lake Ridge HS in Mansfield, Texas
- Rated as the nation's 60th-best OLB prospect in 2017 class by Rivals.

JACKSON CAREER STATISTICS

DEFENSIVE

YEAR	G/GS	UT	AT	TT	TFL-YD	QBS-YD	FF/FR	PBU	INT-YD
2019	13/0	3	4	7	0-0-0	0-0-0	0/0	0	0-0
2020	8/0	3	1	4	0-0-0	0-0-0	0/0	0	0-0
2021	14/0	11	4	15	5.0-38	3.5-26	0/0	6	0-0
2022	13/2	12	9	21	5.5-21	3.0-15	1/1	0	0-0
2023	7/3	9	1	10	0-0-0	0-0-0	0/1	1	0-0
CAREER	55/5	38	19	57	10.5-59	6.5-41	1/2	7	0-0

B. JACKSON'S CAREER BESTS

Tackles: 4, 3x, last at West Virginia (10/13/22)
 Solo Tackles: 4, 2x, last at Iowa State (9/24/22)
 Tackles-For-Loss: 2.0, 2x, last at Iowa State (9/24/22)
 Sacks: 2.0, 2x, last at Iowa State (9/24/22)
 Forced Fumbles: 1, vs. UAlbany (9/3/22)
 Fumble Recoveries: 1, 2x, last vs. Texas State (9/2/23)

B. JACKSON'S GAME-BY-GAME DEFENSIVE STATS

DATE	OPPONENT	UT	AT	TT	PD	INT-YDS
9/2/23	TEXAS STATE	2	1	3	0	0-0
9/9/23	UTAH	1	0	1	1	0-0
9/16/23	LONG ISLAND	3	0	3	0	0-0
9/23/23	TEXAS	0	0	0	0	0-0
9/30/23	at UCF	1	0	1	0	0-0
10/7/23	TEXAS TECH	1	0	1	0	0-0
10/21/23	at Cincinnati	1	0	1	0	0-0



11

KETRON JACKSON JR.

WR • 6-3 • 208 • JR. • TR
ROYSE CITY, TEXAS (ROYSE CITY HS / ARKANSAS)

- **LAST GAME (W, 32-29 at CINCY):** Made 5 catches for 130 yards.
- **PRONUNCIATION:** KETRON Jackson - KEY-tron
- Transfer WR from Arkansas who saw action in 25 career games as a Razorback.
- Physically imposing wideout who excels at creating space.
- His 18.25 yards per catch ranks 10th in the Big 12 and 34th nationally.
- Made Baylor debut starting at WR in 2023 opener vs. Texas State.
- Tied for team high with six catches in '23 lidlifter, for 70 yards against the Bobcats.
- Breakout game at Cincinnati in Week 8 with five catches for 130 yards.
- Hauled in 16 receptions in 2022 for 277 yards and 3 TD's, including a career-long 64-yd catch vs. Missouri State.
- Rated a four-star WR coming out of Royse City HS and the No. 21 WR in the nation.
- Two-time All-District 8-5A selection.
- Also starred in track & field, competing in the long jump, triple jump and 4x200 relay.

JACKSON CAREER STATISTICS

RECEIVING (at Arkansas)*

YEAR	G/GS	REC	YD	AVG	TD	LP/OPPONENT
2021*	13/0	5	97	19.4	1	36/Missouri
2022*	12/8	16	277	17.3	3	64/Missouri State
2023	7/7	20	365	18.3	0	55/at Cincy
CAREER	32/15	41	739	18.0	4	64/Missouri State

K. JACKSON'S CAREER BESTS

*at Arkansas
 Receptions: 6, vs. Texas State (9/2/23)
 Receiving Yards: 130, at Cincinnati (10/21/23)
 Touchdowns: 1, 4x, last vs. Ole Miss (11/19/22)*
 Longest Reception: 64, vs. Missouri State (9/17/22)*

K. JACKSON'S GAME-BY-GAME RECEIVING STATS

DATE	OPPONENT	REC	YDS	AVG	TD	TD YDS
9/2/23	TEXAS STATE	6	70	11.7	0	--
9/9/23	UTAH	2	69	34.5	0	--
9/16/23	LONG ISLAND	2	29	14.5	0	--
9/23/23	TEXAS	3	55	18.3	0	--
9/30/23	at UCF	1	5	5.0	0	--
10/7/23	TEXAS TECH	1	7	7.0	0	--
10/21/23	at Cincinnati	5	130	26.0	0	--

PLAYERS



19
CADEN JENKINS
 CB • 6-1 • 173 • FR. • HS
 LEWISVILLE, TEXAS (LEWISVILLE HS)

- **LAST GAME (W, 32-29 at CINCY):** Made one assisted tackle.
- True freshman corner who has played in all seven games so far in 2023.
- Named the Big 12 Defensive Player of the Week and Bronko Nagurski National Defensive Player of the Week after outstanding game at UCF in Week 5, where he recorded two solo tackles, nabbed his first-career INT and returned a fumble 72 yards for TD.
- Made collegiate debut in 2023 season opener vs. Texas State (9/2/23), made two tackles and had first-career PBU.
- Duplicated his statline in Week 2 vs. Utah, but made first-career start.
- Posted a personal-best seven tackles vs. Texas, including first-career TFL.
- Notched his second INT of the season vs. Texas Tech (10/7/23)
- Consensus three-star prospect out of Lewisville HS
- Earned All-District 6-6A First Team honors after making 25 tackles, recording five pass break-ups and forcing two fumbles as a senior in 2022.
- Clocked an 11.47 100-meter dash time for LHS track & field team. Also ran third leg of LHS's bronze-medal winning 4x200-meter relay team at 6A state championship.
- Chose Baylor over offers from Arkansas, Iowa, Kansas State, Mississippi State, Ole Miss, SMU and Texas Tech, among others.

JENKINS CAREER STATISTICS

DEFENSIVE									
YEAR	G/GS	UT	AT	TT	TFL-YD	QBS-YD	FF/FR	PBU	INT-YD
2023	7/2	10	6	16	1.0-5	0.0-0	0/1	2	2-5

JENKINS' CAREER BESTS
 Tackles: 7, vs. Texas (9/23/23)
 Solo Tackles: 6, vs. Texas (9/23/23)
 Tackles-For-Loss: 1.0, vs. Texas (9/23/23)
 Interceptions: 1, 2x, last vs. Texas Tech (10/7/23)
 Fumble Recoveries: 1, at UCF (9/30/23)
 Sacks: N/A
 Pass Breakups: 1, 2x, last vs. Utah (9/9/23)

JENKINS' GAME-BY-GAME DEFENSIVE STATS

DATE	OPPONENT	UT	AT	TT	PD	INT-YDS
9/2/23	TEXAS STATE	1	1	2	1	0-0
9/9/23	UTAH	0	2	2	1	0-0
9/16/23	LONG ISLAND	0	0	0	0	0-0
9/23/23	TEXAS	6	1	7	0	0-0
9/30/23	at UCF	2	0	2	0	1-5
10/7/23	TEXAS TECH	0	1	1	0	1-0
10/21/23	at Cincinnati	0	1	1	0	0-0



87
KELSEY JOHNSON
 TE • 6-2 • 248 • SO. • 1L
 RED OAK, TEXAS (RED OAK HS)

- **LAST GAME (W, 32-29 at CINCY):** Made two catches for 17 yards.
- Sophomore TE who burst onto the scene towards the end of the 2022 season.
- Made first catches of the season vs. LIU (9/16/23) -- 2 rec. for 28 yards.
- Played in 10 games with four starts, primarily as a run blocker but made impact in all phases.
- Posted career day vs. TCU (11/19/22) with 2 TDs - one rushing and one receiving.
- Hauled in career-highs 3 catches for 30 yards and first-career receiving TD vs. TCU (11/19/22).
- Made collegiate debut in season-opener against UAlbany (9/3/22); made first start at BYU (9/10/22).
- Missed a month due to high ankle sprain suffered in Iowa State game; returned at Texas Tech (10/29/22).
- 2021 Academic All-State Second Team; 2020 First-Team All-District
- No. 14 tight end prospect in the country according to ESPN, a three-star prospect.


JOHNSON CAREER STATISTICS

RECEIVING						
YEAR	G/GS	REC	YD	AVG	TD	LP/OPPONENT
2022	10/4	9	61	6.8	1	14/vs. Air Force (TD)
2023	7/2	6	63	10.5	0	21/vs. Long Island
CAREER	17/6	15	124	8.3	1	21/vs. Long Island

JOHNSON CAREER BESTS
 Receptions: 3, vs. TCU (11/19/22)
 Receiving Yards: 30, vs. TCU (11/19/22)
 Touchdowns: 1, vs. TCU (11/19/22)
 Longest Reception: 21, vs. Long Island (9/16/23)

JOHNSON'S GAME-BY-GAME RECEIVING STATS

DATE	OPPONENT	REC	YDS	AVG	TD	TD YDS
9/2/23	TEXAS STATE	0	0	0.0	0	--
9/9/23	UTAH	0	0	0.0	0	--
9/16/23	LONG ISLAND	2	28	14.0	0	--
9/23/23	TEXAS	2	18	9.0	0	--
9/30/23	at UCF	0	0	0.0	0	--
10/7/23	TEXAS TECH	0	0	0.0	0	--
10/21/23	at Cincinnati	2	17	8.5	0	--



2
MATT JONES
 LB • 6-3 • 251 • SR. • 3L
 ODESSA, TEXAS (PERMIAN HS)

- **LAST GAME (W, 32-29 at CINCY):** Made 9 tackles, including five solo, and a TFL. Added two PBU's.
- Fifth-year junior who has appeared in 44 career games with 28 starts.
- Preseason All-Big 12 honoree and named to Senior Bowl Watch List.
- Made team-high 10 tackles vs. Utah in Week 2 (9/9/23).
- Posted eight tackles vs. Texas in Week 4, including a career-high 3.5 TFL's and 2.0 sacks.
- Led team once again with eight tackles at UCF in Week 5, tied his career high with 3.5 TFL's.
- 2022 All-Big 12 Honorable Mention (Coaches).
- Racked up a career-high 65 tackles last season and had multiple stops in each game he played.
- Started nine games at LB for the Bears in 2021, recording 52 tackles after having a combined 16 tackles in previous two seasons.
- Tipped the pass on Al Walcott's 96-yd INT return in 2022 Sugar Bowl.
- Notched first-career interception in Big 12 Championship game vs. OSU (Dec. 4)
- Continued breakout season with massive career game at OSU on Oct. 2, collecting career-highs in total tackles (14), solo tackles (6), assisted tackles (8), TFL (2.0) and forcing first-career fumble.
- Redshirted in 2019 after appearing in three games, tallying five total tackles
- Three-star recruit by ESPN, the No. 62 player in Texas and No. 36 outside linebacker nationally

PLAYERS

M. JONES CAREER STATISTICS

DEFENSIVE									
YEAR	G/GS	UT	AT	TT	TFL-YD	QBS-YD	FF/FR	QBH	INT-YD
2019	3/0	2	3	5	0.5-2	0.5-2	0/0	0	0-0
2020	8/0	8	3	11	2.0-4	0.0-0	0/0	0	0-0
2021	14/9	27	23	50	6.5-29	2.0-12	3/0	5	1-0
2022	12/12	43	22	65	4.0-28	2.5-23	0/0	2	0-0
2023	7/7	33	18	51	9.0-17	2.0-8	0/0	0	0-0
CAREER	44/28	115	69	184	22.0-80	7.0-45	3/0	7	1-0

JONES' CAREER BESTS

Tackles: 14, at Oklahoma State (10/2/21)
 Solo Tackles: 7, 2x, last vs. Texas (9/23/23)
 Tackles-For-Loss: 3.5, 2x, last at UCF (9/30/23)
 Sacks: 2.0, vs. Texas (9/23/23)
 QB Hurries: 1, 7x, last vs. Kansas State (11/12/22)
 Double-Digit Tackle Games: Season (1); Career (3); Last: 10 vs. Utah (9/9/23)

JONES' GAME-BY-GAME DEFENSIVE STATS

DATE	OPPONENT	UT	AT	TT	TFL-YDS	QBS-YDS
9/2/23	TEXAS STATE	3	2	5	0.0-0	0.0-0
9/9/23	UTAH	6	4	10	0.0-0	0.0-0
9/16/23	LONG ISLAND	2	1	3	0.0-0	0.0-0
9/23/23	TEXAS	7	1	8	3.5-10	2.0-8
9/30/23	at UCF	5	3	8	3.5-5	0.0-0
10/7/23	TEXAS TECH	5	3	8	1.0-1	0.0-0
10/21/23	at Cincinnati	5	4	9	1.0-1	0.0-0



51 KYLER JORDAN

OLB • 6-1 • 235 • RFR. • RS
 LUBBOCK, TEXAS (COOPER HS)

- **LAST GAME (W, 32-29 at CINCY):** Rotated in at JACK; made two tackles, including one solo.
- Redshirt freshman linebacker who figures to see action at JACK position in 2023.
- Made first-career start in 2023 season opener vs. Texas State at JACK.
- Recorded first-career interception vs. Utah (9/9/23).
- Played in three games in 2022 but redshirted to retain eligibility.
- Had a tackle in the season opener against UAlbany; saw action vs. Texas State and in the Armed Forces Bowl vs. Air Force.
- Prepped at Lubbock Cooper HS and helped team to 13-2 record and Class 5A state semifinals in 2021.
- Named 2021 District 3-5A Division II Co-MVP after recording 94 tackles, 15 for loss, with eight sacks, two forced fumbles, one INT and a fumble recovery.
- A consensus three-star prospect and ranked the No. 61 edge player in the country.
- Also played baseball in high school and was a first-team all-state first baseman.

JORDAN CAREER STATISTICS


DEFENSIVE									
YEAR	G/GS	UT	AT	TT	TFL-YD	QBS-YD	FF/FR	QBH	INT-YD
2022	3/0	0	1	1	0.0-0	0.0-0	0/0	0	0-0
2023	7/6	5	6	11	0.5-1	0.0-0	0/0	0	1-3
CAREER	10/6	5	7	12	0.5-1	0.0-0	0/0	0	1-3

JORDAN'S CAREER BESTS

Tackles: 4, vs. Utah (9/9/23)
 Solo Tackles: 2, vs. LIU (9/16/23)
 Tackles-For-Loss: 0.5, vs. Utah (9/9/23)
 Sacks: N/A
 Interceptions: 1, vs. Utah (9/9/23)
 QB Hurries: N/A

JORDAN'S GAME-BY-GAME DEFENSIVE STATS

DATE	OPPONENT	UT	AT	TT	TFL-YDS	QBS-YDS
9/2/23	TEXAS STATE	0	1	1	0.0-0	0.0-0
9/9/23	UTAH	1	3	4	0.5-1	0.0-0
9/16/23	LONG ISLAND	2	0	2	0.0-0	0.0-0
9/23/23	TEXAS	1	0	1	0.0-0	0.0-0
9/30/23	at UCF	0	1	1	0.0-0	0.0-0
10/7/23	TEXAS TECH	0	0	0	0.0-0	0.0-0
10/21/23	at Cincinnati	1	1	2	0.0-0	0.0-0



97 COOPER LANZ

DL • 6-3 • 273 • RSO. • 1L
 DENTON, TEXAS (GUYER HS)

- **LAST GAME (W, 32-29 at CINCY):** Made two assisted tackles.
- **PRONUNCIATION:** Cooper LANZ - LAN-zz
- Redshirt sophomore DL who will be a big part of the D-Line rotation in 2023.
- Made first-career start in 2023 opener vs. Texas State.
- Recorded a career-high six tackles in Week 2 vs. Utah (9/9/23).
- Notched first-career sack as part of five-tackle output and blocked a FG at UCF (9/30/23).
- First-Team Academic All-Big 12 in 2022 after playing in 12 games off the bench for the Bears.
- Finished the season with five tackles, including two stops against UAlbany and Texas State.
- Redshirted in 2021 to retain eligibility.
- Prepped at Denton Guyer HS, where he helped team to an 8-2 record in 2020 by totaling 88 tackles and 15.0 TFL's. Also posted eight sacks as a senior.
- All-District honoree and helped Guyer reached the 6A state semifinals as a junior.
- Rated a three-star recruit; also played baseball in high school.

LANZ CAREER STATISTICS

DEFENSIVE										
YEAR	G/GS	UT	AT	TT	TFL-YD	QBS-YD	FF/FR	QBH	INT-YD	
2021										
		DNP - REDSHIRT								
2022	12/0	5	0	5	0.0-0	0.0-0	0/0	0	0-0	
2023	7/7	10	12	22	2.0-6	1.0-4	0/0	0	0-0	
CAREER	19/7	15	12	27	2.0-6	1.0-4	0/0	0	0-0	

LANZ'S CAREER BESTS

Tackles: 6, vs. Utah (9/9/23)
 Solo Tackles: 3, vs. Utah (9/9/23)
 Tackles-For-Loss: 1.5, at UCF (9/30/23)
 Sacks: 1.0, at UCF (9/30/23)
 Interceptions: N/A
 QB Hurries: N/A
 Blocked Kicks: 1 (FG), at UCF (9/30/23)

LANZ'S GAME-BY-GAME DEFENSIVE STATS

DATE	OPPONENT	UT	AT	TT	TFL-YDS	QBS-YDS
9/2/23	TEXAS STATE	2	0	2	0.0-0	0.0-0
9/9/23	UTAH	3	3	6	0.0-0	0.0-0
9/16/23	LONG ISLAND	0	0	0	0.0-0	0.0-0
9/23/23	TEXAS	2	2	4	0.5-1	0.0-0
9/30/23	at UCF	2	3	5	1.5-5	1.0-4
10/7/23	TEXAS TECH	1	2	3	0.0-0	0.0-0
10/21/23	at Cincinnati	0	2	2	0.0-0	0.0-0

PLAYERS



20

DEVIN LEMEAR

S • 5-11 • 187 • RSO. • 1L
MANOR, TEXAS (MANOR HS)

- **LAST GAME (W, 32-29 at CINCY):** Made six tackles, including three solo, and had two PBU's.
- **PRONUNCIATION:** Devin LEMEAR - luh-MEER
- Intelligent third-year safety who made an impact with four takeaways in 2022 after starting all 13 games for the Bears.
- Missed two games after suffering elbow injury in season opener vs. Texas State. Returned in Week 4 vs. Texas and tied career high with 9 tackles.
- Preseason All-Big 12 honoree by multiple outlets
- 2022 All-Big 12 Honorable Mention (Coaches)
- Big 12 Honorable Mention Defensive Freshman of the Year (Coaches)
- Collected personal-best 9 tackles vs. TCU (11/19/22).
- Notched previous career-high 8 tackles at Oklahoma (11/5/22) and his second INT of the season.
- Broke up two passes and grabbed first-career INT at Texas Tech (10/29/22).
- Recovered a fumble vs. Kansas (10/22/22) and at Texas (11/25/22).
- Big hit that forced interception by Devin Neal at Iowa State (9/24/22)
- Made first-career start in 2022 season opener vs. UAlbany (9/3/22).
- All-District honoree at Manor HS with 54 tackles and one INT in 2020

LEMEAR CAREER STATISTICS

DEFENSIVE									
YEAR	G/GS	UT	AT	TT	TFL-YD	QBS-YD	FF/FR	PBU	INT-YD
2021	4/0	2	0	2	0.0-0	0.0-0	0/0	0	0-0
2022	13/13	35	22	57	2.0-3	0.0-0	0/2	4	2-52
2023	5/5	15	8	23	0.5-0	0.0-0	0/0	2	0-0
CAREER	22/18	52	30	82	2.5-3	0.0-0	0/2	6	2-52

LEMEAR'S CAREER BESTS

Tackles: 9, 2x, last vs. Texas (9/23/23)
Solo Tackles: 7, vs. TCU (11/19/22)
Tackles-For-Loss: 1.0, 2x, last vs. Kansas (10/22/22)
Pass Breakups: 2, 2x, last at Cincinnati (10/21/23)
Interceptions: 1, 2x, last at Oklahoma (11/5/22)
Fumble Recoveries: 1, 2x, last at Texas (11/25/22)

LEMEAR'S GAME-BY-GAME DEFENSIVE STATS

DATE	OPPONENT	UT	AT	TT	PD	INT-YDS
9/2/23	TEXAS STATE	2	2	4	0	0-0
9/9/23	UTAH	DID NOT PLAY				
9/16/23	LONG ISLAND	DID NOT PLAY				
9/23/23	TEXAS	6	3	9	0	0-0
9/30/23	at UCF	3	0	3	0	0-0
10/7/23	TEXAS TECH	1	0	1	0	0-0
10/21/23	at Cincinnati	3	3	6	2	0-0



48

TREVEN MA'AE

DL • 6-5 • 296 • RJR. • TR
LAS VEGAS, NEV. (BISHOP GORMAN HS / OREGON)

- **LAST GAME (W, 32-29 at CINCY):** Made one assisted tackle.
- **PRONUNCIATION:** TREVEN MA'AE - TREV-in mah-EYE
- Redshirt junior DL in his first year at Baylor after transferring from Oregon.
- Played in 29 games over four seasons with the Ducks.
- Made Baylor debut in 2023 season opener vs. Texas State
- Redshirted as a true freshman in 2019 and got another year of eligibility back from the COVID-19 shortened 2020 season.
- Last season, played in all 13 games and made 12 tackles, including two for loss and one sack.
- Posted four multi-stop outings and had at least one tackle in eight games.
- Rated a four-star prospect coming out of Bishop Gorman HS and was the No. 2-ranked player in the state of Nevada.

MA'AE CAREER STATISTICS

DEFENSIVE at Oregon									
YEAR	G/GS	UT	AT	TT	TFL-YD	QBS-YD	FF/FR	QBH	INT-YD
2020	2/0	0	0	0	0.0-0	0.0-0	0/0	0	0-0
2021	14/2	6	14	20	2.0-5	1.5-4	0/0	0	0-0
2022	13/0	5	7	12	2.0-9	1.0-8	0/0	0	0-0
2023	7/0	1	6	7	0.5-1	0.0-0	0/0	1	0-0
CAREER	36/2	12	27	39	4.5-15	2.5-12	0/0	1	0-0

MA'AE'S CAREER BESTS

*at Oregon
Tackles: 3, 5x, last vs. Texas (9/23/23)
Solo Tackles: 3, vs. Arizona (9/25/21)*
Tackles-For-Loss: 1.0, 3x, last vs. Stanford (10/1/22)*
Sacks: 1.0, 2x, last at Washington State (9/24/22)*
QB Hurries: 1, at UCF (9/30/23)

MA'AE'S GAME-BY-GAME DEFENSIVE STATS

DATE	OPPONENT	UT	AT	TT	TFL-YDS	QBS-YDS
9/2/23	TEXAS STATE	0	1	1	0.0-0	0.0-0
9/9/23	UTAH	0	0	0	0.0-0	0.0-0
9/16/23	LONG ISLAND	0	0	0	0.0-0	0.0-0
9/23/23	TEXAS	0	3	3	0.5-1	0.0-0
9/30/23	at UCF	1	0	1	0.0-0	0.0-0
10/7/23	TEXAS TECH	0	1	1	0.0-0	0.0-0
10/21/23	at Cincinnati	0	1	1	0.0-0	0.0-0

PLAYERS



15

RJ MARTINEZ

QB • 5-11 • 213 • JR. • TR
AUSTIN, TEXAS (WESTWOOD HS / NORTHERN ARIZONA)

- **LAST GAME (W, 32-29 at CINCY):** Did not play.
- Junior QB transfer from Northern Arizona, though a native Texan who attended Westwood HS in Austin.
- Played in 19 games at NAU, where he threw for 4,590 yards with 30 TDs and 10 interceptions.
- Was 430-for-673 in career, with 241.6 yards per game, rushing for 255 yards and 13 TDs.
- Made BU debut in Week 3 vs. LIU (9/16/23), appearing on one drive. Played multiple drives vs. Texas in Week 4 (9/23/23).
- In 2022, threw for 2,877 yards with 16 TDs.
- Was named the 2021 Big Sky Conference Freshman of the Year and finished sixth in Jerry Rice Award voting, given to the nation's top FCS freshman.
- Starred at Westwood HS as a three-year starter and two-year captain, throwing for 7,608 yards and 67 TDs in three seasons.
- Also rushed for 1,612 yards and 28 scores.
- Tied Kyler Murray's record with 50 completions in a game as a junior in 2019.
- Three-time All-District First Team selection, earning honorable mention all-state honors as a junior and district MVP accolades as a senior.
- Three-time First-Team All-Academic selection; Second-Team Academic All-State.

MARTINEZ CAREER STATISTICS *NAU

PASSING								
YEAR	G/GS	CMP	ATT	PCT	YDS	INT	TD	LP/OPPONENT
2021*	8/8	136	220	61.8	1,714	2	14	
2022*	11/11	294	453	64.9	2,877	8	16	
2023	2/0	12	23	52.2	110	0	0	29/ vs. Texas
CAREER	21/19	442	696	63.5	4,701	10	30	

RUSHING						
YEAR	G/GS	ATT	YD	AVG/A	TD	LP/OPPONENT
2021*	8/8	53	187	3.5	5	
2022*	11/11	69	69	1.0	8	
2023	2/0	3	22	7.3	0	9/ vs. Texas
CAREER	21/19	125	278	2.2	13	

MARTINEZ'S GAME-BY-GAME PASSING STATS

DATE	OPPONENT	CMP	ATT	YDS	TD	INT	TD Passes
9/2/23	TEXAS STATE						DID NOT PLAY
9/9/23	UTAH						DID NOT PLAY
9/16/23	LONG ISLAND	3	5	8	0	0	--
9/23/23	TEXAS	9	18	102	0	0	--
9/30/23	at UCF						DID NOT PLAY
10/7/23	TEXAS TECH						DID NOT PLAY
10/21/23	at Cincinnati						DID NOT PLAY

MARTINEZ'S GAME-BY-GAME RUSHING STATS

DATE	OPPONENT	ATT	YDS	AVG.	TD	TD YDS
9/2/23	TEXAS STATE					
9/9/23	UTAH					
9/16/23	LONG ISLAND	0	0	0.0	0	--
9/23/23	TEXAS	3	22	7.3	0	--
9/30/23	at UCF					
10/7/23	TEXAS TECH					
10/21/23	at Cincinnati					



41

BROOKS MILLER

LB • 6-1 • 229 • RJR. • 2L
WEST MONROE, LA. (WEST MONROE HS)

- **LAST GAME (W, 32-29 at CINCY):** Recorded three assisted tackles.
- Fourth-year sophomore who has played in 27 career games with two starts.
- Made first-career start at Texas (11/25/22).
- Started at Cincinnati in Week 8 game of 2023 season.
- Collected a career-high 5 tackles vs. Texas State (9/17/22), including 1.5 TFL's and first-career sack.
- Recorded first-career tackle and first-career TFL vs. Texas Southern (9/11/21).
- Made collegiate debut at Texas State (9/4/21).
- Recruited to Baylor as a safety; the No. 57 player in Louisiana.
- Also played soccer in high school.

B. MILLER'S CAREER STATISTICS

DEFENSIVE									
YEAR	G/GS	UT	AT	TT	TFL-YD	QBS-YD	FF/FR	PBU	INT-YD
2021	10/0	6	1	7	1.0-2	0.0-0	0/0	0	0-0
2022	11/1	11	9	20	1.5-9	1.0-9	0/0	2	0-0
2023	6/1	3	4	7	0.0-0	0.0-0	0/0	0	0-0
CAREER	27/2	20	14	34	2.5-11	1.0-9	0/0	2	0-0

B. MILLER'S GAME-BY-GAME DEFENSIVE STATS

DATE	OPPONENT	UT	AT	TT	TFL-YDS	QBS-YDS
9/2/23	TEXAS STATE	0	0	0	0.0-0	0.0-0
9/9/23	UTAH	0	0	0	0.0-0	0.0-0
9/16/23	LONG ISLAND	0	1	1	0.0-0	0.0-0
9/23/23	TEXAS					DID NOT PLAY
9/30/23	at UCF	0	0	0	0.0-0	0.0-0
10/7/23	TEXAS TECH	3	0	3	0.0-0	0.0-0
10/21/23	at Cincinnati	0	3	3	0.0-0	0.0-0

B. MILLER'S CAREER BESTS

- Tackles: 5, vs. Texas State (9/17/22)
- Solo Tackles: 3, 4x, last vs. Texas Tech (10/7/23)
- Tackles for Loss: 1.5, vs. Texas State (9/17/22)
- Sacks: 1.0, vs. Texas State (9/17/22)
- Pass Breakups: 1, 2x, last at Texas Tech (10/29/22)

PLAYERS



18
JORDAN NABORS
 WR • 5-11 • 189 • SO. • 1L
 ROCKWALL, TEXAS (HEATH HS)

- **LAST GAME (W, 32-29 at CINCY):** 1 kick return for 17 yards.
- Sophomore hybrid player who has seen most of his touches from handoffs. Also serves as primary kick returner.
- Scored on a carry at OU (11/5/22) as part of his career-high 33-yard performance.
- Scored first-career TD vs. Kansas (10/22/22) on end-around rush.
- Made first-career start at Texas Tech (10/29/22) and hauled in first-career reception.
- Made collegiate debut in 2022 season-opener vs. UAlbany (9/3/22).
- Recorded 52 catches for 1,084 yards and 11 TD as a senior at Heath HS.
- Rated a three-star prospect; also ran track in high school.

NABORS CAREER STATISTICS

RECEIVING						
YEAR	G/GS	REC	YD	AVG	TD	LP/OPPONENT
2022	9/1	1	4	4.0	0	4/at Texas Tech
2023	5/0	4	63	15.8	0	43/vs. Texas Tech
CAREER	14/1	5	67	13.4	0	43/vs. Texas Tech

RUSHING						
YEAR	G/GS	ATT	YD	AVG	TD	LP/OPPONENT
2022	9/1	9	63	7.0	2	32/at Oklahoma
2023	5/0	6	25	4.2	0	7/vs. Texas
CAREER	14/1	15	88	5.9	2	32/at Oklahoma

KICK RETURNS						
YEAR	G/GS	NO	YD	AVG	TD	LP/OPPONENT
2022	9/1	7	155	22.1	0	37/at Oklahoma
2023	5/0	10	198	19.8	0	34/at UCF
CAREER	14/1	17	353	20.8	0	37/at Oklahoma

NABORS' CAREER BESTS
RECEIVING
 Receptions: 2, at UCF (9/30/23)
 Receiving Yards: 43, vs. Texas Tech (10/7/23)
 Touchdowns: N/A
 Longest Reception: 43, vs. Texas Tech (10/7/23)

RUSHING
 Attempts: 3, 23xx, last vs. Texas (9/23/23)
 Yards: 33, at Oklahoma (11/5/22)
 Touchdowns: 1, 2x, last at Oklahoma (11/5/22)
 Longest Rush: 32, at Oklahoma (11/5/22)

NABORS' GAME-BY-GAME RUSHING STATS

DATE	OPPONENT	ATT	YDS	AVG	TD	TD YDS
9/2/23	TEXAS STATE					DID NOT PLAY
9/9/23	UTAH					DID NOT PLAY
9/16/23	LONG ISLAND	1	4	4.0	0	--
9/23/23	TEXAS	3	19	6.3	0	--
9/30/23	at UCF	0	0	0.0	0	--
10/7/23	TEXAS TECH	2	2	1.0	0	--
10/21/23	at Cincinnati	0	0	0.0	0	--

NABORS' GAME-BY-GAME RECEIVING STATS

DATE	OPPONENT	REC	YDS	AVG	TD	TD YDS
9/2/23	TEXAS STATE					DID NOT PLAY
9/9/23	UTAH					DID NOT PLAY
9/16/23	LONG ISLAND	0	0	0.0	0	--
9/23/23	TEXAS	1	5	5.0	0	--
9/30/23	at UCF	2	15	7.5	0	--
10/7/23	TEXAS TECH	1	43	43.0	0	--
10/21/23	at Cincinnati	0	0	0.0	0	--



35
DAWSON PENDERGRASS
 RB • 6-2 • 212 • FR. • HS
 ALBA, TEXAS (MINEOLA HS)

- **LAST GAME (W, 32-29 at CINCY):** 4 rushes for 12 yards.
- True freshman RB who will be part of the backfield rotation in 2023.
- Made collegiate debut vs. Utah (9/9/23) with one rush for two yards.
- Broke out vs. LIU (9/16/23) to lead team with 111 rushing yards on 21 carries.
- Added first-career TD vs. the Sharks in Week 3.
- Got big-time touches late in the game at UCF; scored a 6-yd rushing TD and had a big 25-yd reception.
- Prepped at Mineola HS in Alba, Texas, where he logged 7,414 rushing yards in 45 career games played.
- Averaged 274.4 yards per game in his senior season, racking up 3,184 on the ground, 479 passing and 109 receiving in total for the year.
- Named Offensive Co-MVP for 2022 District 5-3A.
- Led Mineola to the Area round of the Texas 3A Division I playoffs.
- Also competed in track & field and qualified for regionals in 110-meter hurdles, long jump and triple jump.
- Chose Baylor over offers from Arkansas and Texas Tech, among others.

PENDERGRASS CAREER STATISTICS

RUSHING						
YEAR	G/GS	ATT	YD	AVG	TD	LP/OPPONENT
2023	6/0	41	188	4.6	2	31/vs. Long Island

RECEIVING						
YEAR	G/GS	REC	YD	AVG	TD	LP/OPPONENT
2023	6/0	8	92	11.5	0	25/at UCF

PENDERGRASS' CAREER BESTS
RUSHING
 Attempts: 21, vs. Long Island (9/16/23)
 Yards: 111, vs. Long Island (9/16/23)
 Touchdowns: 1, 2x, last at UCF (9/30/23)
 Longest Rush: 31, vs. Long Island (9/16/23)
 100-Yard Games: 1, vs. Long Island (9/16/23)

RECEIVING
 Receptions: 4, vs. Texas Tech (10/7/23)
 Receiving Yards: 41, vs. Texas Tech (10/7/23)
 Touchdowns: N/A
 Longest Reception: 25, at UCF (9/30/23)

PENDERGRASS' GAME-BY-GAME RUSHING STATS

DATE	OPPONENT	ATT	YDS	AVG	TD	TD YDS
9/2/23	TEXAS STATE					DID NOT PLAY
9/9/23	UTAH	1	2	2.0	0	--
9/16/23	LONG ISLAND	21	111	5.3	1	1
9/23/23	TEXAS	6	21	3.5	0	--
9/30/23	at UCF	7	30	4.3	1	6
10/7/23	TEXAS TECH	2	12	6.0	0	--
10/21/23	at Cincinnati	4	12	3.0	0	--

PENDERGRASS' GAME-BY-GAME RECEIVING STATS

DATE	OPPONENT	REC	YDS	AVG	TD	TD YDS
9/2/23	TEXAS STATE					DID NOT PLAY
9/9/23	UTAH	0	0	0.0	0	--
9/16/23	LONG ISLAND	2	24	12.0	0	--
9/23/23	TEXAS	1	2	2.0	0	--
9/30/23	at UCF	1	25	25.0	0	--
10/7/23	TEXAS TECH	4	41	10.3	0	--
10/21/23	at Cincinnati	0	0	0.0	0	--

PLAYERS



16
HAL PRESLEY
 WR • 6-2 • 196 • JR. • 2L
 MANSFIELD, TEXAS (SUMMIT HS)

- **LAST GAME (W, 32-29 at CINCY):** Did not play.
- Third-year WR who previously transferred to Baylor from Auburn.
- Made four catches in 2023 season opener, including two acrobatic highlights.
- Recorded career-best 47-yard reception vs. Utah (9/9/23).
- 2022 All-Big 12 Honorable Mention (Coaches)
- Played in all 13 games last season and had four touchdown catches.
- Ranked second on the team with 32 catches, going for 382 yards.
- Tied career high with 4 catches and set career high with 58 yards at Texas Tech (10/29/22).
- Snagged second TD of the year on a 4th-and-Goal slant from Kyron Drones at WVU (10/13/22).
- Caught career-long 40-yard reception from Blake Shapen at Iowa State (9/24/22).
- Made first-career start in 2022 season opener vs. UAlbany (9/3/22)
- Caught first-career TD on 38-yd strike vs. UAlbany (9/3/22).
- Made collegiate debut on Sept. 4 at Texas State; did not record a stat.
- Hauled in first-career reception on Oct. 9 vs. WVU that went for 15 yards.
- Recorded 43 catches for 1,073 yards and 16 TD as a HS senior.
- Four-star ESPN rating, No. 56 player in Texas and No. 57 wide receiver nationally.

PRESLEY CAREER STATISTICS

RECEIVING						
YEAR	G/GS	REC	YD	AVG	TD	LP/OPPONENT
2021	8/0	1	15	15.0	0	15/WVU
2022	13/11	32	382	11.9	4	40/at Iowa State
2023	6/6	17	222	13.1	0	47/vs. Utah
CAREER	27/17	50	619	12.4	4	47/vs. Utah


RUSHING						
YEAR	G/GS	ATT	YD	AVG	TD	LP/OPPONENT
2021	8/0	1	13	13.0	0	13/Texas Southern
2022	13/11	1	2	2.0	0	2/Texas State
2023	6/6	2	2	1.0	0	3/Texas State
CAREER	27/17	4	17	4.3	0	13/Texas Southern

PRESLEY'S CAREER BESTS

RECEIVING
 Receptions: 4, 5x, last vs. Utah (9/9/23)
 Receiving Yards: 83, vs. Texas State (9/2/23)
 Touchdowns: 1, 4x, last vs. Air Force (12/22/22)
 Longest Reception: 47, vs. Utah (9/9/23)

PRESLEY'S GAME-BY-GAME RECEIVING STATS

DATE	OPPONENT	REC	YDS	AVG	TD	TD YDS
9/2/23	TEXAS STATE	4	83	20.8	0	--
9/9/23	UTAH	4	72	18.0	0	--
9/16/23	LONG ISLAND	0	0	0.0	0	--
9/23/23	TEXAS	3	17	5.7	0	--
9/30/23	at UCF	3	26	8.7	0	--
10/7/23	TEXAS TECH	3	24	8.0	0	--
10/21/23	at Cincinnati					DID NOT PLAY



55
GARMON RANDOLPH
 OLB • 6-7 • 250 • RSR. • 3L
 JEFFERSON, GA. (JEFFERSON HS)

- **LAST GAME (W, 32-29 at CINCY):** Made four tackles, including three solo.
- Fifth-year senior who has appeared in 36 career games with 16 starts.
- Preseason All-Big 12 honoree and Senior Bowl Watch List member.
- Played in all 13 games a year ago and made 11 starts at JACK.
- Totaled 43 tackles with seven for a loss and 4.5 sacks in 2022.
- Recorded career-high 2 sacks at Texas Tech (10/29/22).
- Notched career-high seven total tackles vs. Oklahoma State on Oct. 1, 2022.
- Made personal-best four solo tackles vs. Iowa State on Sept. 25, 2021; also collected first-career interception vs. ISU.
- Named Big 12 Co-Defensive Player of the Week following career game vs. ISU in 2021.
- Moved from defensive end to JACK position prior to 2021 season
- Notched first-career sack at Texas Tech on Nov. 14, 2020
- Played both tight end and defensive end as a senior in high school, ranking as the No. 7 tight end nationally according to ESPN
- Was ranked the No. 73 overall recruit in Georgia by 247Sports
- Majoring in sociology

RANDOLPH CAREER STATISTICS

DEFENSIVE									
YEAR	G/GS	UT	AT	TT	TFL-YD	QBS-YD	FF/FR	QBH	INT-YD
2019	2/0	1	0	1	0.0-0	0.0-0	0/0	0	0-0
2020	5/0	1	1	2	1.0-2	1.0-2	0/0	0	0-0
2021	10/4	14	8	22	2.0-5	1.0-4	0/0	3	1-2
2022	13/11	23	20	43	7.0-36	4.5-28	0/0	4	0-0
2023	6/1	5	5	10	0.0-0	0.0-0	0/1	0	0-0
CAREER	36/16	45	33	78	10.0-43	6.5-34	0/1	7	1-2

RANDOLPH'S CAREER BESTS

Tackles: 7, 2x, last vs. Ole Miss (1/1/22)
 Solo Tackles: 4, 5x, last at Oklahoma (11/5/22)
 Tackles-For-Loss: 1.5, vs. Oklahoma State (10/1/22)
 Sacks: 2.0, at Texas Tech (10/29/22)
 QB Hurries: 2, vs. BYU (10/16/21)
 Fumble Recoveries: 1, vs. Texas Tech (10/7/23)

RANDOLPH'S GAME-BY-GAME DEFENSIVE STATS

DATE	OPPONENT	UT	AT	TT	TFL-YDS	QBS-YDS
9/2/23	TEXAS STATE	1	1	2	0.0-0	0.0-0
9/9/23	UTAH					DID NOT PLAY
9/16/23	LONG ISLAND	0	0	0	0.0-0	0.0-0
9/23/23	TEXAS	0	0	0	0.0-0	0.0-0
9/30/23	at UCF	1	1	2	0.0-0	0.0-0
10/7/23	TEXAS TECH	1	1	2	0.0-0	0.0-0
10/21/23	at Cincinnati	3	1	4	0.0-0	0.0-0

PLAYERS



21
CHATEAU REED
 CB • 6-2 • 190 • R.JR. • 2L
 LAWTON, OKLA. (LAWTON HS)

- **LAST GAME (W, 32-29 at CINCY):** Made two tackles, including one solo.
- **PRONUNCIATION:** CHATEAU Reed - SHAT-toe
- Fourth-year junior CB who has appeared in 26 career games.
- Missed the first game of 2023 season due to injury, but has started each game since.
- Made first-career start vs. Utah (9/9/23).
- Played in six games as a reserve corner in 2022, totaling three tackles.
- Made two stops in the Armed Forces Bowl vs. Air Force.
- Saw action in 10 games in 2021; made one tackle against BYU (10/16/21).
- Played in four games but redshirted to retain eligibility in 2020; did not record a stat.
- Prepped at Lawton HS in Oklahoma where he made 38 catches for 862 yards and seven touchdowns in 2019.
- Played both ways in prep career as WR and SAF
- Also competed in track & field in the 200 meters and long jump.

REED CAREER STATISTICS									
DEFENSIVE									
YEAR	G/GS	UT	AT	TT	TFL-YD	QBS-YD	FF/FR	PBU	INT-YD
2020	4/0	0	0	0	0.0-0	0.0-0	0/0	0	0-0
2021	10/0	0	1	1	0.0-0	0.0-0	0/0	0	0-0
2022	6/0	3	0	3	0.0-0	0.0-0	0/0	0	0-0
2023	6/6	10	3	13	0.0-0	0.0-0	0/0	0	0-0
CAREER	26/6	13	4	17	0.0-0	0.0-0	0/0	0	0-0

REED'S CAREER BESTS
 Tackles: 3, 2x, last vs. Texas (9/23/23)
 Solo Tackles: 3, vs. Utah (9/9/23)
 Tackles-For-Loss: N/A
 Pass Breakups: N/A
 Interceptions: N/A

REED'S GAME-BY-GAME DEFENSIVE STATS							
DATE	OPPONENT	UT	AT	TT	PD	INT-YDS	
9/2/23	TEXAS STATE	DID NOT PLAY					
9/9/23	UTAH	3	0	3	0	0-0	
9/16/23	LONG ISLAND	2	0	2	0	0-0	
9/23/23	TEXAS	2	1	3	0	0-0	
9/30/23	at UCF	1	0	1	0	0-0	
10/7/23	TEXAS TECH	1	1	2	0	0-0	
10/21/23	at Cincinnati	1	1	2	0	0-0	



29
RICHARD REESE
 RB • 5-9 • 179 • SO. • 1L
 BELLVILLE, TEXAS (BELLVILLE HS)

- **LAST GAME (W, 32-29 at CINCY):** 3 carries for 12 yards.
- Preseason All-Big 12 selection by the league's media
- Also named to the Maxwell Award, Doak Walker Award and Earl Campbell Tyler Rose Award watch lists.
- Eclipsed 100 yards for the first time in 2023 at UCF (9/30/23).
- 2022 Freshman All-American (FWAA, PFN, College Football News)
- Big 12, DCTF's Offensive Freshman of the Year; DCTF's Mid-Season Offensive Freshman of the Year
- All-Big 12 Second Team (PFN); Honorable Mention (Coaches)
- Broke Baylor's freshman rushing record for yards in a season (972).
- Ranked fourth in program history with 14 rushing TDs in a single season.
- Rushed a career-high 31 times for personal-best 186 yards and 2 TDs against Kansas (10/22/22).
- Burst on to the scene with 156 yards and 3 TDs against Texas State (9/17/22).
- Named Big 12 Newcomer of the Week following performances vs. TXST (Sept. 19) and at Texas Tech (10/29/22).
- His three TDs vs. TXST were the most by a BU player since Abram Smith vs. BYU (2021)
- Helped Bellville HS to undefeated district record and 4A-Division II regional semifinals appearance.
- Rushed for 2,261 yards and 35 TD's as a senior in 2021.
- Three-time District Offensive MVP.
- Three-star prospect as rated by all three major recruiting services.

REESE CAREER STATISTICS							
RUSHING							
YEAR	G/GS	ATT	YD	AVG	TD	LP/OPPONENT	
2022	13/2	198	972	4.9	14	52/vs Texas State (TD)	
2023	7/7	52	241	4.6	2	28/at UCF	
CAREER	20/9	250	1,213	4.9	16	52/vs. Texas State	
RECEIVING							
YEAR	G/GS	REC	YD	AVG	TD	LP/OPPONENT	
2022	13/2	13	89	6.8	0	17/vs Texas State	
2023	7/7	5	16	3.2	0	10/vs. Utah	
CAREER	20/9	18	105	5.8	0	17/vs Texas State	

REESE'S CAREER BESTS
RUSHING
 Attempts: 36, at Texas Tech (10/29/22)
 Yards: 186, vs. Kansas (10/22/22)
 Touchdowns: 3, 2x, last at Texas Tech (10/29/22)
 Longest Rush: 52, vs. Texas State (9/17/22)
 100-Yard Games: Season (1); Career (4); Last: 100, at UCF (9/30/23)
 Multi-TD Games: Season (1); Career (5); Last: 2, vs. LIU (9/16/23)
RECEIVING
 Receptions: 4, vs. Oklahoma State (10/1/22)
 Receiving Yards: 26, vs. Kansas (10/22/22)
 Touchdowns: N/A
 Longest Reception: 17, vs. Texas State (9/17/22)

REESE'S GAME-BY-GAME RUSHING STATS						
DATE	OPPONENT	ATT	YDS	AVG	TD	TD YDS
9/2/23	TEXAS STATE	7	14	2.0	0	--
9/9/23	UTAH	7	21	3.0	0	--
9/16/23	LONG ISLAND	12	82	6.8	2	13, 13
9/23/23	TEXAS	3	8	2.7	0	--
9/30/23	at UCF	16	100	6.3	0	--
10/7/23	TEXAS TECH	4	4	1.0	0	--
10/21/23	at Cincinnati	3	12	4.0	0	--

REESE'S GAME-BY-GAME RECEIVING STATS						
DATE	OPPONENT	REC	YDS	AVG	TD	TD YDS
9/2/23	TEXAS STATE	0	0	0.0	0	--
9/9/23	UTAH	2	16	8.0	0	--
9/16/23	LONG ISLAND	0	0	0.0	0	--
9/23/23	TEXAS	2	4	2.0	0	--
9/30/23	at UCF	0	0	0.0	0	--
10/7/23	TEXAS TECH	4	4	1.0	0	--
10/21/23	at Cincinnati	1	-4	-4.0	0	--

PLAYERS



21
DOMINIC RICHARDSON
 RB • 6-1 • 204 • JR. • TR
 OKLAHOMA CITY, OKLA.
 (BISHOP MCGUINNESS / OKLAHOMA STATE)

- **LAST GAME (W, 32-29 at CINCY):** 8 carries for 37 yards; 1 catch for 6 yards.
- Fourth-year junior RB transfer from Oklahoma State in his first year at Baylor.
- Made Baylor debut in 2023 season opener vs Texas State.
- Played in 30 games over three seasons with the Cowboys.
- Named a preseason All-Big 12 third team selection by Phil Steele.
- Rushed 272 times for 1,139 yards over his OSU career with 15 TDs; added 30 catches for 286 yards receiving.
- Played nine games in 2022 and led team with 149 carries for 543 yards and eight TDs.
- Had a breakout game his freshman season vs. Baylor, rushing for 169 yards on 23 carries with three TDs against the Bears in 2020.
- Was the Big 12 Newcomer of the Week and named to the Fresh Four by FWAAs following his effort against the Bears.
- Starred at Bishop McGuinness and rushed for 1,719 yards as a senior in 2019 with 17 TDs.
- Led team to state finals with an 11-3 mark in 2019.
- Rated a three-star recruit and the No. 31 running back in the country in the class of 2020.

RICHARDSON CAREER STATISTICS

RUSHING						
YEAR	G/GS	ATT	YD	AVG	TD	LP
2020	7/0	44	223	5.1	3	53
2021	14/0	79	373	4.7	4	28
2022	9/9	149	543	3.6	8	19
2023	6/0	63	255	4.0	0	32/vs. Texas State
CAREER	36/9	335	1,394	4.2	15	53

RECEIVING						
YEAR	G/GS	REC	YD	AVG	TD	LP
2020	7/0	1	12	12.0	0	12
2021	14/0	7	54	7.7	0	24
2022	9/9	22	220	10.0	0	44
2023	6/0	12	99	8.3	0	16/at UCF
CAREER	36/9	42	385	9.2	0	44

RICHARDSON'S CAREER BESTS

*at Oklahoma State

RUSHING

Attempts: 27, vs. Arizona State (9/10/22)*
 Yards: 169, at Baylor (12/12/20)*
 Touchdowns: 3, 2x, last vs. Texas (10/22/22)*
 Longest Rush: 53, at Baylor (12/12/20)*
 100-Yard Games: Season (0); Career (3); Last: 131 vs. Arizona State (9/10/22)*
 Multi-TD Games: Season (0); Career (3); Last: 3, vs. Texas (10/22/22)*

RECEIVING

Receptions: 5, vs. Arizona State (9/10/22)*
 Receiving Yards: 79, at TCU (10/15/22)*
 Touchdowns: N/A
 Longest Reception: 44, at TCU (10/15/22)*

RICHARDSON'S GAME-BY-GAME RUSHING STATS

DATE	OPPONENT	ATT	YDS	AVG	TD	TD YDS	
9/2/23	TEXAS STATE	16	79	4.9	0	--	
9/9/23	UTAH	14	77	5.5	0	--	
9/16/23	LONG ISLAND	DID NOT PLAY					
9/23/23	TEXAS	6	4	0.7	0	--	
9/30/23	at UCF	10	37	3.7	0	--	
10/7/23	TEXAS TECH	9	21	2.3	0	--	
10/21/23	at Cincinnati	8	37	4.6	0	--	

RICHARDSON'S GAME-BY-GAME RECEIVING STATS

DATE	OPPONENT	REC	YDS	AVG	TD	TD YDS	
9/2/23	TEXAS STATE	2	18	9.0	0	--	
9/9/23	UTAH	2	15	7.5	0	--	
9/16/23	LONG ISLAND	DID NOT PLAY					
9/23/23	TEXAS	3	16	5.3	0	--	
9/30/23	at UCF	2	26	13.0	0	--	
10/7/23	TEXAS TECH	2	18	9.0	0	--	
10/21/23	at Cincinnati	1	6	6.0	0	--	



86
JAKE ROBERTS
 TE • 6-5 • 248 • JR. • TR
 NORMAN, OKLA. (NORMAN NORTH HS / NORTH TEXAS)

- **LAST GAME (W, 32-29 at CINCY):** 4 catches for 24 yards and a TD.
- Fourth-year junior TE transfer from North Texas in his first season at Baylor.
- Made his Baylor debut in 2023 season opener against Texas State.
- Scored his first TD in the green & gold at Cincinnati (10/21/23) on a 6-yard screen.
- Played in all 37 games for the Mean Green in his three seasons at UNT.
- Had 43 catches for 541 yards and three TDs over three seasons in Denton.
- As a junior in 2022, had 28 catches for 394 yards and three TDs.
- Prepped at Norman North HS in Oklahoma where he was a three-star prospect.
- Two-time District Offensive Player of the Year.
- Earned First-Team All-Conference and All-District honors in 2019.

ROBERTS CAREER STATISTICS

RECEIVING at North Texas						
YEAR	G/GS	REC	YD	AVG	TD	LP
2020	10/3	4	49	12.3	0	19
2021	13/6	11	98	8.9	0	30
2022	14/13	28	394	14.1	3	70
2023	7/1	12	77	6.4	1	15/vs. Texas
CAREER	44/23	55	618	11.2	4	70

ROBERTS' CAREER BESTS

*at North Texas

Receptions: 5, at WKU (10/29/22)*

Receiving Yards: 70, vs. FIU (11/5/22)*


Touchdowns: 1, 4x, last at Cincinnati (10/21/23)

Longest Reception: 70, vs FIU (11/5/22)*

ROBERTS' GAME-BY-GAME RECEIVING STATS

DATE	OPPONENT	REC	YDS	AVG	TD	TD YDS
9/2/23	TEXAS STATE	1	1	1.0	0	--
9/9/23	UTAH	0	0	0.0	0	--
9/16/23	LONG ISLAND	3	20	6.7	0	--
9/23/23	TEXAS	3	20	6.7	0	--
9/30/23	at UCF	1	12	12.0	0	--
10/7/23	TEXAS TECH	0	0	0.0	0	--
10/21/23	at Cincinnati	4	24	6.0	1	6

PLAYERS



13
SAWYER ROBERTSON
 QB • 6-4 • 220 • RSO. • TR
 LUBBOCK, TEXAS (CORONADO HS / MISS. STATE)

- **LAST GAME (W, 32-29 at CINCY):** Did not play.
- Third-year redshirt sophomore QB transfer from Mississippi State in his first season at Baylor.
- Forced into action in 2023 season opener after Blake Shapen left the game with an injury.
- Made first-career start vs. Utah (9/9/23) and scored first-career TD, a 4-yd rushing score.
- Logged first-career passing TD to Drake Dabney vs. LIU (9/16/23)
- Played in five games last season, going 6-for-11 for 23 yards and an interception.
- Made his collegiate debut in season-opening win over Memphis.
- Redshirted the 2021 season.
- Prepped at Lubbock Coronado HS where he was rated a top-200 overall recruit by ESPN and 247Sports.
- A consensus top-35 recruit in the state of Texas by all three major recruiting services.
- Gatorade Texas Player of the Year as a senior in 2020.
- Finished decorated prep career ranked in the top-15 all-time in Texas high school football history in career completions (No. 8; 813), career TD passes (No. 10; 135), and career passing yards (No. 13; 11,302).
- Helped the Mustangs to the Class 5A regional semifinals in senior season.
- Also lettered in baseball and was an academic all-state selection.
- Cousin of former Baylor QB Jarrett Stidham.

ROBERTSON CAREER STATISTICS

PASSING								
YEAR	G/GS	CMP	ATT	PCT	YDS	TD	INT	LP/OPPONENT
2021	1/0	0	0	0.0	0	0	0	N/A
2022	5/0	6	11	54.5	23	0	1	
2023	4/3	48	97	49.5	647	1	4	55/ vs. Texas
CAREER	10/3	54	108	50.0	670	1	5	55/ vs. Texas

RUSHING						
YEAR	G/GS	ATT	YD	AVG/A	TD	LP/OPPONENT
2021	1/0	0	0	0.0	0	N/A
2022	5/0	2	0	0.0	0	8
2023	4/3	19	33	1.7	1	31/ vs. Texas State
CAREER	10/3	21	33	1.7	1	31/ vs. Texas State

ROBERTSON'S CAREER BESTS

PASSING
 Attempts: 35, vs. Texas (9/23/23)
 Completions: 20, vs. Texas (9/23/23)
 Yards: 218, vs. Utah (9/9/23)
 Touchdowns: 1, vs. LIU (9/16/23)
 Longest Pass: 55, vs. Texas (9/23/23)
 200-Yard Games: 2023 Season (2); Career (2); Last: 203, vs. Texas (9/23/23)

RUSHING
 Attempts: 10, vs. Texas (9/23/23)
 Yards: 19, vs. Utah (9/9/23)
 Touchdowns: 1, vs. Utah (9/9/23)
 Longest Rush: 31, vs. Texas State (9/2/23)

ROBERTSON'S GAME-BY-GAME PASSING STATS

DATE	OPPONENT	CMP	ATT	YDS	TD	INT	TD Passes
9/2/23	TEXAS STATE	6	12	113	0	1	--
9/9/23	UTAH	12	28	218	0	2	--
9/16/23	LONG ISLAND	10	22	113	1	0	3
9/23/23	TEXAS	20	35	203	0	1	--
9/30/23	at UCF			DID NOT PLAY			
10/7/23	TEXAS TECH			DID NOT PLAY			
10/21/23	at Cincinnati			DID NOT PLAY			

ROBERTSON'S GAME-BY-GAME RUSHING STATS

DATE	OPPONENT	ATT	YDS	AVG	TD	TD YDS
9/2/23	TEXAS STATE	3	14	4.7	0	--
9/9/23	UTAH	5	19	3.8	1	4
9/16/23	LONG ISLAND	1	14	14.0	0	--
9/23/23	TEXAS	10	-14	-1.4	0	--
9/30/23	at UCF			DID NOT PLAY		
10/7/23	TEXAS TECH			DID NOT PLAY		
10/21/23	at Cincinnati			DID NOT PLAY		



12
BLAKE SHAPEN
 QB • 6-0 • 206 • R.J.R. • 2L
 SHREVEPORT, LA. (EVANGEL CHRISTIAN ACADEMY)

- **LAST GAME (W, 32-29 at CINCY):** 25-for-42 for 316 yards and 1 TD; rushed 9 times for 12 yards and a TD.
- **PRONUNCIATION:** Blake SHAPEN - SHAY-pin
- Named to 2023 Senior Bowl Watch List and Johnny Unitas Golden Arm Award Watch List.
- Missed three games after suffering leg injury vs. Texas State. Returned in Week 5 at UCF.
- 2022 All-Big 12 Honorable Mention (Coaches)
- First-Team Academic All-Big 12 member in 2022.
- Injured in 3rd quarter at West Virginia (10/13/22); left after a targeting hit.
- Posted career-high 28 completions, 345 yards vs. Oklahoma State (10/1/22).
- Named 2021 Big 12 Championship Most Outstanding Performer.
- Set a Big 12 Championship and AT&T Stadium (college games) record with 17-straight completions in the first half vs. OSU (Dec. 4, 2021).
- Made first-career start vs. Texas Tech (Nov. 27, 2021) and led team to 27-24 win.
- Entered in relief of injured Bohanon at K-State (Nov. 20, 2021) and led team to 20-10 win.
- Made collegiate debut on Sept. 11, 2021 vs. Texas Southern.
- Enrolled at Baylor as No. 21-ranked dual-threat quarterback in 2020 signing class
- Was also ranked as the No. 1 shortstop in Louisiana
- Played in 2019 Under Armour All-America baseball game at Wrigley Field
- Uncle, Hal Sutton, is 15-time winner on PGA Tour.

SHAPEN CAREER STATISTICS

PASSING								
YEAR	G/GS	CMP	ATT	PCT	YDS	TD	INT	LP/OPPONENT
2021	6/2	62	86	72.1	596	5	0	61/ vs. Texas Tech (TD)
2022	13/13	233	368	63.3	2,790	18	10	70/ vs. Okla. State (TD)
2023	4/4	89	145	61.4	1,236	5	0	71/ vs. Texas Tech (TD)
CAREER	23/19	384	599	64.1	4,622	28	10	71/ vs. Texas Tech (TD)

RUSHING						
YEAR	G/GS	ATT	YD	AVG/A	TD	LP/OPPONENT
2021	6/2	21	59	2.8	0	28/ at K-State, vs. OSU
2022	13/13	76	96	1.3	2	35/ vs. Texas State (TD)
2023	4/4	33	-34	-1.0	3	17/ at Cincy
CAREER	23/19	130	121	0.9	5	35/ vs. Texas State (TD)

SHAPEN'S CAREER BESTS

PASSING
 Attempts: 42, at Cincinnati (10/21/23)
 Completions: 28, vs. Oklahoma State (10/1/22)
 Yards: 345, vs. Oklahoma State (10/1/22)
 Touchdowns: 3, 2x, last at Iowa State (9/24/22)
 Longest Pass: 71, vs. Texas Tech (10/7/23)
 200-Yard Games: 2023 Season (4); Career (12); Last: 316, at Cincinnati (10/21/23)
 300-Yard Games: 2023 Season (3); Career (5); Last: 316, at Cincinnati (10/21/23)

RUSHING
 Attempts: 10, at Texas Tech (10/29/22)
 Yards: 44, at K-State (11/20/21)
 Touchdowns: 1, 5x, last at Cincinnati (10/21/23)
 Longest Rush: 35, vs. Texas State (9/17/22)

SHAPEN'S GAME-BY-GAME PASSING STATS

DATE	OPPONENT	CMP	ATT	YDS	TD	INT	TD Passes
9/2/23	TEXAS STATE	21	31	303	2	0	53, 2
9/9/23	UTAH			DID NOT PLAY			
9/16/23	LONG ISLAND			DID NOT PLAY			
9/23/23	TEXAS			DID NOT PLAY			
9/30/23	at UCF	21	34	293	1	0	5
10/7/23	TEXAS TECH	22	38	324	1	0	71
10/21/23	at Cincinnati	25	42	316	1	0	6

SHAPEN'S GAME-BY-GAME RUSHING STATS

DATE	OPPONENT	ATT	YDS	Avg.	TD	TD YDS
9/2/23	TEXAS STATE	4	-2	-0.5	1	9
9/9/23	UTAH			DID NOT PLAY		
9/16/23	LONG ISLAND			DID NOT PLAY		
9/23/23	TEXAS			DID NOT PLAY		
9/30/23	at UCF	9	-24	-2.7	1	2
10/7/23	TEXAS TECH	11	-20	-1.8	0	--
10/21/23	at Cincinnati	9	12	1.3	1	3

PLAYERS



74

KADEN SIERACKI

OL • 6-8 • 318 • RFR • RS
THE WOODLANDS, TEXAS (THE WOODLANDS HS)

- **LAST GAME (W, 32-29 at CINCY):** Appeared as substitute offensive lineman.
- Redshirt freshman OL who started the first six games of 2023 at RG.
- Made collegiate debut in 2023 season opener vs. Texas State, starting at RG.
- Subbed in at RT in Week 8 game at Cincinnati (10/21/23).
- Did not appear in a game in 2022.
- Prepped at The Woodlands HS and helped the Highlanders to an undefeated district championship and playoff appearance in 2021.
- Named to 2021 13-6A All-District First Team and was a second-team honoree in 2020.
- Rated a three-star prospect and the No. 36 offensive tackle in the country.

SIERACKI CAREER STATISTICS

OFFENSIVE

YEAR	G/GS
2022	0/0
2023	7/6
CAREER	7/6



99

JACK STONE

K • 5-11 • 197 • SO. • TR
DALLAS, TEXAS (HIGHLAND PARK HS / MICHIGAN STATE)

- **LAST GAME (W, 32-29 at CINCY):** Did not play.
- Sophomore kicker transfer from Michigan State.
- Made Baylor debut as kickoff specialist vs. Texas State in 2023.
- Was 2-for-4 in field goal attempts, with a 43-yarder and 51-yarder made.
- Kicked off 53 times for 3,113 yards, with 13 going as touchbacks.
- Was 15-of-16 in PATs.
- The nation's No. 4 kicking prospect coming out of Highland Park HS in Dallas.
- Earned District 7-5A special teams player of the year honors in 2020 and 2021.

STONE CAREER STATISTICS

PLACE-KICKING at Michigan State

YEAR	G	PAT-A	PCT	FG-A	PCT	TP
2022	12	15-16	.938	2-4	.500	21
2023	6	0-0	.000	0-0	.000	0
CAREER	18	15-16	.938	2-4	.500	21

KICKOFFS

YEAR	G	ATT	YDS	AVG	TB	OB
2022	12	53	3,113	58.7	13	1
2023	6	29	1,807	62.3	14	3
CAREER	18	77	4,900	63.6	27	4



45

BYRON VAUGHNS

OLB • 6-4 • 242 • 5SR. • TR
FORT WORTH, TEXAS
(EASTERN HILLS HS / TEXAS / UTAH STATE)

- **LAST GAME (W, 32-29 at CINCY):** Made six tackles, including four solo, 2.0 TFL's, forced a fumble, and returned a fumble recovery for a touchdown on a kickoff.
- Fifth-year senior LB transfer from Utah State in his first year with the Bears.
- Made Baylor debut in 2023 season opener vs. Texas State
- Logged first two sacks as a Bear vs. LIU (9/16/23)
- Had impactful game at Cincinnati with six tackles, 2.0 TFL's, a forced fumble and fumble recovery for a touchdown on kickoff.
- Shined for two seasons with the Aggies, totaling 99 tackles and 19 for loss, including six sacks, forcing two fumbles, making six PBUs and 14 hurries.
- Named the 2021 Mountain West Conference Championship Game Defensive MVP in helping Utah State to the league title.
- Spent 2018-20 at Texas, where he played in 10 games in 2019 after redshirting in 2018.
- A three-star prospect out of Eastern Hills HS in Fort Worth.
- Unanimous first-team All-District 8-5A as an outside linebacker in 2017.
- Also played basketball, baseball and ran track in high school.

VAUGHNS CAREER STATISTICS

DEFENSIVE at Texas (2019-20) & Utah State (2021-22)

YEAR	G/GS	UT	AT	TT	TFL-YD	QBS-YD	FF/FR	QBH	INT-YD
2019	10/0	10	4	14	0.0-0	0.0-0	1/0	0	0-0
2020	2/0	0	0	0	0.0-0	0.0-0	0/0	0	0-0
2021	14/5	20	23	43	10.5-53	4.0-35	1/0	5	0-0
2022	11/9	23	33	56	8.5-29	2.0-12	1/1	9	0-0
2023	7/0	11	7	18	5.0-28	2.0-20	1/1	0	0-0
CAREER	44/14	64	63	140	24.0-112	8.0-67	4/2	14	0-0

VAUGHNS' CAREER BESTS

*at Texas
**at Utah State
Tackles: 8, 2x, last at New Mexico (11/26/21)**
Solo Tackles: 6, vs. Kansas (10/19/19)*
Tackles-For-Loss: 3.5, at Boise State (11/25/22)**
Sacks: 2.0, 2x, last vs. LIU (9/16/23)
Forced Fumbles: 1, 4x, last at Cincinnati (10/21/23)
Fumble Recoveries: 1, 2x, last at Cincinnati (10/21/23)

VAUGHNS' GAME-BY-GAME DEFENSIVE STATS

DATE	OPPONENT	UT	AT	TT	TFL-YDS	QBS-YDS
9/2/23	TEXAS STATE	1	1	2	1.0-2	0.0-0
9/9/23	UTAH	1	1	2	0.0-0	0.0-0
9/16/23	LONG ISLAND	2	0	2	2.0-20	2.0-20
9/23/23	TEXAS	0	1	1	0.0-0	0.0-0
9/30/23	at UCF	3	0	3	0.0-0	0.0-0
10/7/23	TEXAS TECH	0	2	2	0.0-0	0.0-0
10/21/23	at Cincinnati	4	2	6	2.0-6	0.0-0

PLAYERS



44

JOSH WHITE

LB • 6-0 • 215 • RJR. • 1L
HOUSTON, TEXAS (CY CREEK HS / LSU)

- **LAST GAME (W, 32-29 at CINCY):** Appeared as substitute LB; did not record a stat.
- Redshirt junior transfer from LSU in his second season at Baylor.
- Expected to pick up majority of the reps at MLB after injury to Mike Smith.
- In his first career start, made six tackles against Texas Tech (10/7/23).
- Played in all 13 games in 2022, mostly on special teams.
- Did not appear in any games for the Tigers in 2021 after playing in 10 as a true freshman in 2020.
- Recorded six tackles in first collegiate season.
- Four-star rated LB; ranked No. 12 at his position by 247Sports and Rivals.
- Totaled 332 career tackles, including 188 solos, in his prep career.
- Blocked two punts as a senior; picked up 7.5 sacks, three fumble recoveries, one INT and seven forced fumbles during his HS career.
- Two-time District 17-6A Defensive MVP.

WHITE CAREER STATISTICS


DEFENSIVE									
YEAR	G/GS	UT	AT	TT	TFL-YD	QBS-YD	FF/FR	QBH	INT-YD
2020	10/0	2	4	6	0.0-0	0.0-0	0/0	0	0-0
2021					DID NOT PLAY				
2022	13/0	2	1	3	0.0-0	0.0-0	0/0	0	0-0
2023	7/1	8	4	12	0.0-0	0.0-0	0/0	0	0-0
CAREER	30/1	12	9	21	0.0-0	0.0-0	0/0	0	0-0

WHITE'S GAME-BY-GAME DEFENSIVE STATS

DATE	OPPONENT	UT	AT	TT	TFL-YDS	QBS-YDS
9/2/23	TEXAS STATE	3	1	4	0.0-0	0.0-0
9/9/23	UTAH	0	1	1	0.0-0	0.0-0
9/16/23	LONG ISLAND	0	0	0	0.0-0	0.0-0
9/23/23	TEXAS	0	0	0	0.0-0	0.0-0
9/30/23	at UCF	0	1	1	0.0-0	0.0-0
10/7/23	TEXAS TECH	5	1	6	0.0-0	0.0-0
10/21/23	at Cincinnati	0	0	0	0.0-0	0.0-0

WHITE'S CAREER BESTS

Tackles: 6, vs. Texas Tech (10/7/23)
Solo Tackles: 5, vs. Texas Tech (10/7/23)
Tackles for Loss: N/A
Sacks: N/A
Pass Breakups: N/A



94

PALMER WILLIAMS

P • 6-2 • 182 • FR. • HS
ADVANCE, N.C. (DAVIE HS)

- **LAST GAME (W, 32-29 at CINCY):** 2 punts for 99 yards (49.5 avg), including long of 51.
- True freshman punter expected to handle majority of punting duties.
- Made collegiate debut in 2023 season opener vs. Texas State; boomed a 51-yarder.
- Has at least one punt of 50+ yards in six of seven games so far this season.
- A three-star prospect out of Davie HS in Advance, North Carolina.
- Tabbed the No. 1 punter prospect in the nation by Chris Sailer Kicking ratings
- Selected to the 2023 Adidas All-American Bowl.
- Averaged over 40 yards per punt with 4.6+ hangtime
- Chose Baylor over offers from Connecticut and interest from North Carolina, NC State, Virginia Tech and Wake Forest.

P. WILLIAMS CAREER STATISTICS

PUNTING							
YEAR	ATT	YDS	AVG	LONG	TB	I20	50+
2023	22	979	44.5	53	1	3	6

P. WILLIAMS CAREER BESTS

Longest: 53 yards, vs. LIU (9/16/23)
Most Punts: 6, vs. Texas (9/23/23)

P. WILLIAMS' GAME-BY-GAME PUNTING STATS

DATE	OPPONENT	NO	YDS	AVG	I20	Long
9/2/23	TEXAS STATE	2	81	40.5	0	51
9/9/23	UTAH	4	186	46.5	1	51
9/16/23	LONG ISLAND	2	94	47.0	0	53
9/23/23	TEXAS	6	268	44.7	1	52
9/30/23	at UCF	3	132	44.0	0	50
10/7/23	TEXAS TECH	3	119	39.7	0	43
10/21/23	at Cincinnati	2	99	49.5	1	51



77

TATE WILLIAMS

OL • 6-4 • 301 • RSO. • 1L
WALL, TEXAS (WALL HS)

- **LAST GAME (W, 32-29 at CINCY):** Appeared as substitute offensive lineman.
- Third-year sophomore OL who has played in 20 career games.
- Made first-career start in 2023 season opener vs. Texas State at RT.
- Played in every game in 2022 season as reserve offensive lineman.
- Wore No. 92 as a pass-eligible offensive lineman in jumbo packages last season.
- Redshirted in 2021.
- Prepped at Wall HS where he was a two-time All-State honoree.
- Graded at 91 percent with 73 pancake blocks as a senior; 94 percent with 65 pancakes as a junior.
- Rated a four-star prospect and the No. 23 player in Texas.

T. WILLIAMS CAREER STATISTICS

OFFENSIVE	
YEAR	G/GS
2021	0/0
2022	13/0
2023	7/1
CAREER	20/1

PLAYERS



27

TEVIN WILLIAMS III

CB • 6-0 • 188 • RSO. • 1L
STILLWATER, OKLAHOMA (STILLWATER HS)

- **LAST GAME (W, 32-29 at CINCY):** Made two tackles, including one solo.
- Third-year sophomore CB who has played in 19 career games.
- Made first-career start in 2023 season opener vs. Texas State.
- Missed three games due to injury, but returned in Week 5 at UCF.
- Played in 12 games in 2022 as a reserve corner and key contributor on special teams, with one start.
- Finished with 10 tackles, including one for loss, and one interception in redshirt freshman campaign.
- Picked off his first career pass at Texas Tech (10/29/22).
- Made first-career start in Armed Forces Bowl against Air Force.
- Appeared in three games as a true freshman in 2021, but redshirted to retain eligibility.
- Prepped at Stillwater HS and led team to 9-1 record in 2020 with 42 tackles, three for loss, and one INT as a senior.
- Led SHS to a pair of state title games throughout prep career.
- Rated a four-star prospect and the No. 8 player in Oklahoma.

T. WILLIAMS CAREER STATISTICS

DEFENSIVE										
YEAR	G/GS	UT	AT	TT	TFL-YD	QBS-YD	FF/FR	PBU	INT	YD
2021	3/0	0	0	0	0.0-0	0.0-0	0/0	0	0	0-0
2022	12/0	9	1	10	1.0-2	0.0-0	0/0	1	1	1-0
2023	4/3	9	3	12	0.5-1	0.0-0	0/0	1	0	0-0
CAREER	19/3	18	4	22	1.5-3	0.0-0	0/0	2	1	1-0

T. WILLIAMS' CAREER BESTS

Tackles: 5, 2x, last vs. Texas State (9/2/23)
Solo Tackles: 5, vs. Air Force (12/22/22)
Tackles-For-Loss: 1.0, vs. Air Force (12/22/22)
Pass Breakups: 1, 2x, last vs. Texas State (9/2/23)
Interceptions: 1, at Texas Tech (10/29/22)

T. WILLIAMS' GAME-BY-GAME DEFENSIVE STATS

DATE	OPPONENT	UT	AT	TT	PD	INT-YDS
9/2/23	TEXAS STATE	3	2	5	1	0-0
9/9/23	UTAH			DID NOT PLAY		
9/16/23	LONG ISLAND			DID NOT PLAY		
9/23/23	TEXAS			DID NOT PLAY		
9/30/23	at UCF	1	0	1	0	0-0
10/7/23	TEXAS TECH	4	0	4	0	0-0
10/21/23	at Cincinnati	1	1	2	0	0-0



15

CARL WILLIAMS IV

CB • 6-1 • 180 • FR. • HS
BATON ROUGE, LA. (SOUTHERN LAB HS)

- **LAST GAME (W, 32-29 at CINCY):** Made four tackles, including two solo, and had one PBU.
- True freshman corner who has seen more action since moving to STAR/Nickel CB role in Week 6 vs. Texas Tech.
- Has appeared in all seven games for the Bears in 2023 so far.
- Made collegiate debut vs. Texas State and made first start vs. LIU in Week 3.
- Made his first-career TFL and logged first interception vs. the Sharks (9/16/23).
- A consensus three-star prospect out of Southern Lab HS in Baton Rouge, La.
- Also played baseball and ran track in prep career, running a 10.49 in the 100-meter dash as a junior in spring 2022.
- Chose Baylor over offers from Kentucky, Louisiana Tech, Missouri, Tennessee, Tulane and Vanderbilt, among others.

C. WILLIAMS CAREER STATISTICS

DEFENSIVE										
YEAR	G/GS	UT	AT	TT	TFL-YD	QBS-YD	FF/FR	PBU	INT	YD
2023	7/3	7	3	10	1.0-1	0.0-0	0/0	1	1	1-0

C. WILLIAMS' CAREER BESTS

Tackles: 4, 2x, last at Cincinnati (10/21/23)
Solo Tackles: 3, vs. Texas Tech (10/7/23)
Tackles-For-Loss: 1.0, vs. LIU (9/16/23)
Pass Breakups: 1, last at Cincinnati (10/21/23)
Interceptions: 1, vs. LIU (9/16/23)

C. WILLIAMS' GAME-BY-GAME DEFENSIVE STATS

DATE	OPPONENT	UT	AT	TT	PD	INT-YDS
9/2/23	TEXAS STATE	0	0	0	0	0-0
9/9/23	UTAH	0	0	0	0	0-0
9/16/23	LONG ISLAND	1	0	1	0	1-0
9/23/23	TEXAS	1	0	1	0	0-0
9/30/23	at UCF	0	0	0	0	0-0
10/7/23	TEXAS TECH	3	1	4	0	0-0
10/21/23	at Cincinnati	2	2	4	1	0-0

WHEN WAS THE LAST TIME ...

SURPASSED 500-YARDS TOTAL OFFENSE

By BU 524, Texas State (9/2/23)
By Opp. 503, Texas (9/23/23)

SURPASSED 600-YARDS TOTAL OFFENSE

By BU 714, Texas Southern (9/11/21)
By Opp. 608, Oklahoma State (12/12/20)

SURPASSED 700-YARDS TOTAL OFFENSE

By BU 714, Texas Southern (9/11/21)
By Opp. 716, Texas Tech (11/8/03)

TEAM RUSHED FOR 300 YARDS

By BU 307, at Kansas (9/18/21)
By Opp. 319, Kansas State (10/6/18)

TEAM RUSHED FOR 400 YARDS

By BU 419, Texas Southern (9/11/21)
By Opp. 431, TCU (11/5/16)

50+ RUSHES

By BU 59, at Texas Tech (10/29/22)
By Opp. 67, Air Force (12/22/22)

TEAM 5+ RUSHING TDS

By BU 5, at Oklahoma (11/5/22)
By Opp. 5, Texas (11/25/22)

TEAM PASSED FOR 500 YARDS

By BU 603, Mississippi State (11/1/14)
By Opp. 666, Texas Tech (11/25/16)

100-YARD RUSHER

By BU 100, Richard Reese, at UCF (9/30/23)
By Opp. Corey Kiner (129), Myles Montgomery (103), at Cincinnati (10/21/23)

TWO 100-YARD RUSHERS

By BU Abram Smith (148), Gerry Bohanon (107), vs. Oklahoma (11/10/21)
By Opp. Corey Kiner (129), Myles Montgomery (103), at Cincinnati (10/21/23)

THREE 100-YARD RUSHERS

By BU Abram Smith (126), Trestan Ebner (125), Taye McWilliams (102), vs. Texas Southern (9/11/21)
By Opp. Thunder Collins (165), Dahnred Diedrick (137), Eric Crouch (132), Judd Davies (119), Nebraska (10/13/01)

200-YARD RUSHER

By BU 237, Shock Linwood, at Iowa State (10/1/16)
By Opp. 243, Ke'Shawn Vaughn, Vanderbilt (12/27/18)

50-YARD RUSH PLAY

By BU 51, Craig Williams, at Oklahoma (11/5/22)
By Opp. 79, Johnny Richardson, UCF (9/30/23)

60-YARD RUSH PLAY

By BU 61, Qualan Jones, UTSA (9/7/19)
By Opp. 79, Johnny Richardson, UCF (9/30/23)

70-YARD RUSH PLAY

By BU 75, Abram Smith, Oklahoma (11/13/21)
By Opp. 79, Johnny Richardson, UCF (9/30/23)

80-YARD RUSH PLAY

By BU 80, Johnny Jefferson, vs. North Carolina (12/29/15)
By Opp. 84, Daje Johnson, Texas (10/20/12)

90-YARD RUSH PLAY

By BU n/a
By Opp. 99, Abdul Adams (9/23/17)

THREE RUSHING TDS

By BU 3, Richard Reese, at Texas Tech (10/29/22)
By Opp. 3, Dominic Richardson, Oklahoma State (12/12/20)

300-YARD PASSER

By BU 316, Blake Shapen, at Cincinnati (10/21/23)
By Opp. 327, Max Duggan, TCU (11/19/22)

400-YARD PASSER

By BU 400, Charlie Brewer, Oklahoma (9/29/18)
By Opp. 461, Chandler Morris, TCU (11/6/21)

500-YARD PASSER

By BU 550, Bryce Petty, vs. Michigan State (1/1/14)
By Opp. 586, Patrick Mahomes, Texas Tech (11/25/16)

SCORED ON OVER A 70-YARD PASS PLAY

By BU 71, Monaray Baldwin vs. Texas Tech (10/7/23)
By Opp. 70, Skyler Howard, WVU (10/17/15)

THREE TD PASSES

By BU 3, Blake Shapen, at Iowa State (9/24/22)
By Opp. 3, T.J. Finley, Texas State (9/2/23)

FOUR TD PASSES

By BU 4, Gerry Bohanon, WVU (10/9/21)
By Opp. 4, Jalen Hurts, Oklahoma (11/16/19)

FIVE TD PASSES

By BU 5, Seth Russell, WVU (10/17/15)
By Opp. 5, Will Grier, WVU (10/21/17)

100-YARD RECEIVER

By BU 130, Ketron Jackson Jr., Cincinnati (10/21/23)
By Opp. 113, Javon Baker, UCF (9/30/23)

200-YARD RECEIVER

By BU 210, Gavin Holmes at West Virginia (10/13/22)
By Opp. 247, Dillon Stoner, Oklahoma State (12/12/20)

300-YARD RECEIVER

By BU 314, Terrance Williams, at West Virginia (9/29/12)
By Opp. n/a

TWO 100-YARD RECEIVERS (or more)

By BU 2019, Iowa State, Tyquan Thornton 141 yds, Denzel Mims 106 yds (9/28/19)
By Opp. 2018, at Oklahoma, Brown 132 yds, Lamb 101 yds (9/29/18)

10 OR MORE RECEPTIONS

By BU 11, Tyquan Thornton, Iowa State (9/8/19)
By Opp. 12, George Pickens, Georgia (11/20)

THREE OR MORE TD RECEPTIONS

By BU 3, Denzel Mims, UTSA (9/7/19)
By Opp. 3, Dillon Stoner, Oklahoma State (12/12/20)

COMPLETED 25 PASSES IN A GAME

By BU 25, Blake Shapen, Cincinnati (10/21/23)
By Opp. 35, Max Duggan, TCU (11/19/22)

COMPLETED 30 PASSES IN A GAME

By BU 36, Blake Shapen, Texas (11/25/22)
By Opp. 35, Max Duggan, TCU (11/19/22)

COMPLETED 35 PASSES IN A GAME

By BU 36, Blake Shapen, Texas (11/25/22)
By Opp. 35, Max Duggan, TCU (11/19/22)

100-YARD RECEIVER & 100-YARD RUSHER

By BU 2023, at UCF; Reese 100 yds rushing, Baldwin 150 yds receiving (9/30/23)
By Opp. 2023, UCF; Richardson 105 yds rushing, Baker 113 yds receiving (9/30/23)

THREE FIELD GOALS

By BU 3, Isaiah Hankins, Texas State (9/2/23)
By Opp. 3, Tanner Brown, Oklahoma State (12/4/21)

FOUR FIELD GOALS

By BU 4, Isaiah Hankins, at Cincinnati (10/21/23)
By Opp. 4, Gabe Brkic, Oklahoma (12/5/20)

40+ YARD FIELD GOAL

By BU 54, Isaiah Hankins, Cincinnati (10/21/23)
By Opp. 46, Cole Becker, Utah (9/9/23)

50+ YARD FIELD GOAL

By BU 54, Isaiah Hankins, Cincinnati (10/21/23)
By Opp. 50, Gabe Brkic, Oklahoma (12/5/20)

MADE A GAME-WINNING FIELD GOAL

By BU 2023, Isaiah Hankins, 25 yards, at UCF (9/30/23)
By Opp. 2022, Griffin Kell, 40 yards, TCU (11/19/22)

MADE 15+ TACKLES

By BU 15, Dillon Doyle, at Oklahoma (11/5/22)
By Opp. 15, Jason Johnson, UCF (9/30/23)

MADE 20+ TACKLES

By BU 20, Terrel Bernard, vs. Ole Miss (1/1/22)
By Opp. 23, Ty Summers, TCU (11/27/15)

TEAM INTERCEPTED THREE PASSES

By BU 3, at Oklahoma (11/5/22)
By Opp. 3, Texas Tech (10/12/19)

BLOCKED FIELD GOAL

By BU Cooper Lanz, at UCF, (9/30/23)
By Opp. Korie Black, Oklahoma State (12/4/21)

BLOCKED POINT AFTER TOUCHDOWN

By BU Gabe Hall, vs. Air Force (12/22/22)
By Opp. Jacoby Spells, West Virginia (10/13/22)

SCORED A SAFETY

By BU Long Island (9/16/23)
By Opp. Oklahoma State (10/1/22)

KICK RETURNED FOR TD

By BU Trestan Ebner (98 yards), Iowa State (9/25/21)
By Opp. Jaden Nixon (98 yards), Oklahoma State (10/1/22)

PUNT RETURNED FOR TD

By BU Gavin Holmes (72 yards), UAlbany (9/3/22)
By Opp. Derius Davis (67 yards), TCU (10/31/20)

INTERCEPTION RETURNED FOR TD

By BU 19, AJ McCarty, at Texas Tech (10/29/22)
By Opp. 53, Leonard Johnson, Duke (9/15/18)

FUMBLE RETURNED FOR TD

By BU Byron Vaughns (15 yards), at Cincinnati (10/21/23)
By Opp. Demari Henderson (87 yards), UCF (9/30/23)

SCORED A DEFENSIVE TOUCHDOWN

By BU Caden Jenkins (72-yard fumble recovery), at UCF (9/30/23)
By Opp. Demari Henderson (87-yard fumble recovery), UCF (9/30/23)

60-69 YARD PUNT

By BU 64, Issac Power, Texas Tech (11/27/21)
By Opp. 60, Austin McNamara, Texas Tech (10/12/19)

70+ YARD PUNT

By BU 70, Drew Galitz, Duke (9/16/17)
By Opp. 72, Tyler Sumpter, WVU (10/9/21)

DID NOT PUNT IN A GAME

By BU 2021, Texas Southern (9/11/21)
By Opp. 2011, Texas (12/3/11)

SCORED 40 OR MORE POINTS

By BU 45, at Texas Tech (10/29/22)
By Opp. 42, Texas State (9/2/23)

SCORED 50 OR MORE POINTS

By BU 69, UAlbany (9/3/22)
By Opp. 58, at West Virginia (10/25/18)

SCORED 60 OR MORE POINTS

By BU 69, UAlbany (9/3/22)
By Opp. 66, at Oklahoma (9/29/18)

OVERCAME A DEFICIT OF 15 POINTS AT ANY POINT

By BU 28 pts, at UCF (9/30/23)
By Opp. 24 pts, Oklahoma (11/16/19)

HELD SCORELESS

BU 2007, at TCU (9/1/07)
Opp. 2014, SMU (8/31/14)

HELD SCORELESS IN THE FIRST QUARTER

BU 2023, Texas Tech (10/7/23)
Opp. 2023, Cincinnati (10/21/23)

HELD SCORELESS IN THE FIRST HALF

BU 2021, at Oklahoma State (10/2/21)
Opp. 2021, vs. Ole Miss (1/1/22)

HELD SCORELESS IN THE SECOND HALF

BU 2023, Texas (9/23/23)
Opp. 2023, Long Island (9/16/23)

HELD SCORELESS IN THE FOURTH QUARTER

BU 2023, Texas (9/23/23)
Opp. 2023, UCF (9/30/23)

RECORDED 20 OR MORE FIRST DOWNS

By BU 22, at Cincinnati (10/21/23)
By Opp. 21, at Cincinnati (10/21/23)

RECORDED 30 OR MORE FIRST DOWNS

By BU 33, Texas Southern (9/11/21)
By Opp. 30, Kansas State (11/12/22)

LIMITED TO LESS THAN 100 YARDS RUSHING

By BU 80, at Cincinnati (10/21/23)
By Opp. 56, Kansas (10/22/22)

LIMITED TO LESS THAN 100 YARDS PASSING

By BU 40, vs. Ole Miss (1/1/22)
By Opp. 40, Long Island (9/16/23)

DEFEATED A TOP 25 OPPONENT

8 vs. Ole Miss (1/1/22)

DEFEATED A TOP 10 OPPONENT

8 vs. Ole Miss (1/1/22)

DEFEATED A TOP 10 OPPONENT

8 vs. Ole Miss (1/1/22)

DEFEATED A TOP 5 OPPONENT

4 Oklahoma (11/13/21)

PLAYED AN OVERTIME GAME

2 OT at BYU (9/10/22)

WON AN OVERTIME GAME

3 OT at TCU (11/9/19)

LOST AN OVERTIME GAME

2 OT at BYU (9/10/22)

PLAYED 2OT

2 OT at BYU (9/10/22)

PLAYED 3OT

3 OT at TCU (11/9/19)

KICKED OFF BELOW FREEZING

2022 vs. Air Force in Fort Worth (13° - 12/22/22)

KICKED OFF BELOW FREEZING IN WACO

2013 Texas (24° - 12/7/13)

DELAYED DUE TO WEATHER

2023 Long Island (9/16/23)

BAYLOR ROSTER

ALPHABETICAL ROSTER

NO.	PLAYER, POS.
12	Alfonzo Allen, S
30	Michael Allen, S
46	Tony Anyanwu, OLB
97	Hayden Arnold, K
34	MJ Artmore Jr., CB
80	Monaray Baldwin, WR
53	Campbell Barrington, OL
56	Clark Barrington, OL
90	Brendan Bett, DL
28	Devyn Bobby, S
96	Bryce Boland, K
84	Cameron Bonner, WR
98	Jerrell Boykins Jr., DL
36	Tyrone Brown, LB
17	Jonah Burton, WR
22	Reggie Bush, CB
58	Gavin Byers, OL
34	Josh Cameron, WR
25	Jacoby Clarke, RB
33	DJ Coleman, S
89	Drake Dabney, TE
81	Jonathan Davidson, WR
54	Timothy Dawn, OL
13	Isaiah Dunson, CB
79	Alvin Ebosele, OL
75	Elijah Ellis, OL
99	Tre Emory, DL
42	Jeremy Evans, LB
9	TJ Franklin, DL
88	Micah Gifford, WR
19	Javon Gipson, WR
24	Corey Gordon Jr., S
26	Garrison Grimes, LS
95	Gabe Hall, DL
98	Isaiah Hankins, K
50	Connor Heffernan, OL
7	Bryson Jackson, S
11	Ketron Jackson Jr., WR
19	Caden Jenkins, CB
23	Jordan Jenkins, RB
94	BoChao Jin, DL
87	Kelsey Johnson, TE
32	Carmello Jones, LB
2	Matt Jones, LB
51	Kyler Jordan, OLB
93	DK Kalu, DL
52	Corey Kelly, OLB
17	Landry Kinne, WR
85	Matthew Klopfenstein, TE
97	Cooper Lanz, DL
49	Trey Laurence, LB
20	Devin Lemear, S
62	Ryan Lengyel, OL
48	Treven Ma'ae, DL
73	George Maile, OL
58	Jaden Maronen, LB
35	Jackie Marshall, DL
54	David Marshall Jr., DL
15	RJ Martinez, QB
39	Michael Mastrodicasa, CB
18	Brayson McHenry, QB

NUMERICAL ROSTER

No.	Name	Pos.	Ht.	Wt.	Class.	Exp.	Hometown / Previous School
2	Matt Jones	LB	6-3	251	RSr.	3L	Odessa, Texas / Odessa Permian HS
7	Bryson Jackson	S	6-2	209	7Sr.	4L	Mansfield, Texas / Lake Ridge HS
9	TJ Franklin	DL	6-5	269	5Sr.	4L	Temple, Texas / Temple HS
11	Ketron Jackson Jr.	WR	6-3	208	Jr.	TR	Royse City, Texas / Royse City HS / Arkansas
12	Alfonzo Allen	S	5-11	194	So.	1L	Miami, Fla. / Central HS
12	Blake Shapen	QB	6-0	206	RJr.	2L	Shreveport, La. / Evangel Christian Academy
13	Isaiah Dunson	CB	6-1	186	So.	TR	Tucker, Ga. / Tucker HS / Miami [Fla.]
13	Sawyer Robertson	QB	6-4	220	RSo.	TR	Lubbock, Texas / Coronado HS / Mississippi State
14	Armani Winfield	WR	6-2	200	RFr.	RS	Lewisville, Texas / Lewisville HS
15	RJ Martinez	QB	5-11	213	Jr.	TR	Austin, Texas / Westwood HS / Northern Arizona
15	Carl Williams IV	CB	6-1	180	Fr.	HS	Baton Rouge, La. / Southern Lab HS
16	Hal Presley	WR	6-2	196	Jr.	2L	Mansfield, Texas / Mansfield Summit HS
17	Jonah Burton	WR	5-10	197	RSo.	1L	Simi Valley, Calif. / Simi Valley HS
17	Cade Tessier	QB	6-3	217	Fr.	HS	Montgomery, Texas / Lake Creek HS
18	Brayson McHenry	QB	5-11	198	RFr.	RS	Texarkana, Texas / Texarkana HS
18	Jordan Nabors	WR	5-11	189	So.	1L	Rockwall, Texas / Heath HS
19	Javon Gipson	WR	6-3	213	RSo.	1L	Richmond, Texas / George Ranch HS
19	Caden Jenkins	CB	6-1	173	Fr.	HS	Lewisville, Texas / Lewisville HS
20	Devin Lemear	S	5-11	187	RSo.	1L	Manor, Texas / Manor HS
21	Chateau Reed	CB	6-2	190	RJr.	2L	Lawton, Okla. / Lawton HS
21	Dominic Richardson	RB	6-1	204	Jr.	TR	Oklahoma City, Okla. / Bishop McGuinness / Oklahoma State
22	Reggie Bush	CB	6-0	191	RFr.	RS	Frisco, Texas / Independence HS
23	Jordan Jenkins	RB	6-1	217	RSo.	1L	Lindale, Texas / Lindale HS
24	Corey Gordon Jr.	S	6-2	191	RFr.	RS	Oklahoma City, Okla. / Putnam West HS
24	Landry Kinne	WR	6-0	187	RJr.	RS	Waco, Texas / La Vega HS / Tyler JC
25	Jacoby Clarke	RB	5-10	230	RSo.	2L	The Woodlands, Texas / The Woodlands HS
25	LeVar Thornton Jr.	CB	6-3	175	Fr.	HS	Fort Worth, Texas / Timber Creek HS
26	Garrison Grimes	LS	6-2	216	RSo.	1L	American Fork, Utah / American Fork HS
27	Tevin Williams III	CB	6-0	188	RSo.	1L	Stillwater, Okla. / Stillwater HS
28	Devyn Bobby	S	5-10	186	So.	1L	DeSoto, Texas / DeSoto HS
29	Romario Noel	S	6-3	210	RSo.	1L	Cypress, Texas / Cy Ranch HS
29	Richard Reese	RB	5-9	179	So.	1L	Bellville, Texas / Bellville HS
30	Michael Allen	S	5-7	183	RFr.	RS	Stilwell, Kan. / Blue Valley HS
30	Bryson Washington	RB	6-0	204	Fr.	HS	Franklin, Texas / Franklin HS
32	Carmello Jones	LB	6-1	225	RFr.	RS	Mobile, Ala. / West Orange-Stark [Texas] HS
33	DJ Coleman	S	6-0	194	Fr.	HS	Mesquite, Texas / Horn HS
34	MJ Artmore Jr.	CB	6-0	191	Fr.	HS	Mountain View, Calif. / Saint Francis HS
34	Josh Cameron	WR	6-1	215	RSo.	1L	Cedar Park, Texas / Cedar Park HS
35	Jackie Marshall	DL	6-3	265	RSo.	1L	LaPlace, La. / East St. John HS
35	Dawson Pendergrass	RB	6-2	212	Fr.	HS	Alba, Texas / Mineola HS
36	Tyrone Brown	LB	5-11	233	RSo.	1L	Orange, Texas / West Orange-Stark HS
37	Tay'Shawn Wilson	CB	5-9	178	Fr.	HS	Cypress, Texas / Mayde Creek HS
38	Jacob Redding	S	6-0	187	Fr.	HS	New Braunfels, Texas / New Braunfels HS
39	Michael Mastrodicasa	S	6-0	196	RSo.	1L	Austin, Texas / Vandegrift HS
40	Mike Smith Jr.	LB	6-1	231	5Sr.	TR	Flora, Miss. / Ridgeland HS / Mississippi Gulf Coast / Liberty
41	Brooks Miller	LB	6-1	229	RJr.	2L	West Monroe, La. / West Monroe HS
42	Jeremy Evans	LB	6-1	216	RFr.	RS	Tenaha, Texas / Tenaha HS
43	Gavin Yates	TE	6-3	230	Jr.	2L	Frisco, Texas / Memorial HS
44	Mark Patton	TE	6-4	253	RJr.	RS	Tyler, Texas / Lee HS / Tyler JC
44	Josh White	LB	6-0	215	RJr.	1L	Houston, Texas / Cy Creek HS / LSU
45	Hawkins Polley	TE	6-3	250	Fr.	HS	Houston, Texas / Stratford HS
45	Byron Vaughns	OLB	6-4	242	5Sr.	TR	Fort Worth, Texas / Eastern Hills HS / Texas / Utah State
46	Tony Anyanwu	OLB	6-2	243	Jr.	1L	Rowlett, Texas / Sachse HS
47	Caleb Parker	S	5-11	205	RJr.	1L	Dallas, Texas / Lake Highlands HS
48	Treven Ma'ae	DL	6-5	296	RJr.	TR	Kapolei, Hawaii / Bishop Gorman [Nev.] HS / Oregon
49	Trey Laurence	LB	6-0	209	Fr.	HS	San Antonio, Texas / Reagan HS
49	Jonathan Steinhauer	TE	6-6	242	Fr.	HS	Sorø, Denmark / Joshua [Texas] HS
50	Connor Heffernan	OL	6-3	294	RSo.	SQ	Georgetown, Texas / Georgetown HS
50	Kaian Roberts-Day	DL	6-3	274	RFr.	RS	Festus, Mo. / Festus HS

BAYLOR ROSTER

NUMERICAL ROSTER

No.	Name	Pos.	Ht.	Wt.	Class.	Exp.	Hometown / Previous School
51	Kyler Jordan	OLB	6-1	235	RFr.	RS	Lubbock, Texas / Cooper HS
52	Corey Kelly	OLB	6-3	218	Fr.	HS	Houston, Texas / Clear Falls HS
53	Campbell Barrington	OL	6-6	299	Jr.	TR	Spokane, Wash. / University HS / BYU
54	Timothy Dawn	OL	6-2	306	RFr.	RS	Camden, Ark. / Fairview HS
54	David Marshall Jr.	DL	6-0	278	So.	TR	Waxahachie, Texas / Waxahachie HS / Navarro CC
55	Garmon Randolph	OLB	6-7	250	RSr.	3L	Jefferson, Ga. / Jefferson HS
56	Clark Barrington	OL	6-5	306	5Sr.	TR	Spokane, Wash. / University HS / BYU
56	Braden Strauss	LB	5-11	214	RJr.	SQ	Waco, Texas / Midway HS
57	Wes Tucker	OL	6-5	294	Fr.	HS	Argyle, Texas / Argyle HS
57	Prince Ugoh	DL	6-1	227	RSo.	SQ	Frisco, Texas / Liberty HS
58	Gavin Byers	OL	6-5	318	Sr.	3L	Grapevine, Texas / Colleyville Heritage HS
58	Jaden Maronen	LB	5-10	220	RSo.	SQ	Katy, Texas / Katy HS
59	Devonte Tezino	DL	6-5	286	RFr.	RS	Killeen, Texas / Ellison HS
61	Cayden Tone	OL	6-4	272	Fr.	HS	San Mateo, Calif. / Junipero Serra HS
62	Ryan Lengyel	OL	6-5	305	RSo.	SQ	Dallas, Texas / Jesuit Prep
65	Sean Thompkins	OL	6-5	290	Fr.	HS	Covington, Ga. / Newton HS
70	Bryce Simpson	OL	6-5	286	RFr.	RS	Cypress, Texas / Cypress Ranch HS
71	MJ Ruhman	OL	6-4	291	RSo.	SQ	The Woodlands, Texas / The Woodlands HS
72	Coleton Price	OL	6-2	305	RFr.	RS	Bowie, Texas / Bowie HS
73	George Maile	OL	6-3	305	RFr.	RS	South Jordan, Utah / Bingham HS
74	Kaden Sieracki	OL	6-8	318	RFr.	RS	The Woodlands, Texas / The Woodlands HS
75	Elijah Ellis	OL	6-6	307	RSr.	SQ	Paris, Texas / Paris HS
76	Isaiah Robinson	OL	6-6	299	Fr.	HS	Arlington, Texas / Lamar HS
77	Tate Williams	OL	6-4	301	RSo.	1L	Wall, Texas / Wall HS
79	Alvin Ebosele	OL	6-6	304	RFr.	RS	Coppell, Texas / Coppell HS
80	Monaray Baldwin	WR	5-9	168	Jr.	2L	Killeen, Texas / Shoemaker HS
81	Jonathan Davidson	WR	6-1	208	RJr.	1L	Fulshear, Texas / Fulshear HS
82	Cody Mladenka	TE	6-4	242	RFr.	RS	The Woodlands, Texas / College Park HS
84	Cameron Bonner	WR	5-11	186	RSo.	1L	Houston, Texas / St. Thomas HS
85	Matthew Klopfenstein	TE	6-4	246	Fr.	HS	Scottsdale, Ariz. / Horizon HS
86	Jake Roberts	TE	6-5	248	Jr.	TR	Norman, Okla. / Norman North HS / North Texas
87	Kelsey Johnson	TE	6-2	248	So.	1L	Red Oak, Texas / Red Oak HS
88	Micah Gifford	WR	6-3	203	Fr.	HS	Pflugerville, Texas / Weiss HS
89	Drake Dabney	TE	6-5	248	Sr.	3L	Cypress, Texas / Cypress Ranch HS
90	Brendan Bett	DL	6-5	290	Fr.	HS	Killeen, Texas / Ellison HS
91	Trey Wilson	DL	6-3	259	Fr.	HS	Garland, Texas / Lakeview Centennial HS
92	Trent Thomas	DL	6-3	237	Fr.	HS	Missouri City, Texas / Thurgood Marshall HS
93	DK Kalu	DL	6-4	270	Fr.	HS	Missouri City, Texas / Ridge Point HS
93	Dylan Schaub	LS	6-5	226	Fr.	HS	New Waverly, Texas / New Waverly HS
94	BoChao Jin	DL	6-0	277	RJr.	SQ	Beijing, China / Aquinas Institute / Rochester
94	Palmer Williams	P	6-2	183	Fr.	HS	Advance, N.C. / Davie HS
95	Gabe Hall	DL	6-6	292	RSr.	3L	Waller, Texas / Waller HS
96	Bryce Boland	K	5-11	172	RJr.	1L	Waco, Texas / Midway HS
96	Justin Sambu	DL	6-4	284	5Sr.	TR	Calgary, Alberta, Canada / Clarkson North HS / Maine
97	Hayden Arnold	K	5-8	180	Fr.	HS	Austin, Texas / Vandegrift HS
97	Cooper Lanz	DL	6-3	273	RSo.	1L	Denton, Texas / Guyer HS
98	Jerrell Boykins Jr.	DL	6-4	330	RSo.	TR	Gonzales, La. / East Ascension HS / LA Tech / Hutchinson CC
98	Isaiah Hankins	K	6-0	192	RSo.	1L	Little Rock, Ark. / Little Rock Christian
99	Tre Emory	DL	6-2	308	RFr.	RS	Mount Pleasant, Texas / Mount Pleasant HS
99	Jack Stone	K	5-11	197	So.	TR	Dallas, Texas / Highland Park HS / Michigan State

ALPHABETICAL ROSTER

NO.	PLAYER, POS.
41	Brooks Miller, LB
82	Cody Mladenka, TE
18	Jordan Nabors, WR
29	Romario Noel, S
47	Caleb Parker, S
44	Mark Patton, TE
35	Dawson Pendergrass, RB
45	Hawkins Polley, TE
16	Hal Presley, WR
72	Coleton Price, OL
55	Garmon Randolph, OLB
38	Jacob Redding, S
21	Chateau Reed, CB
29	Richard Reese, RB
21	Dominic Richardson, RB
86	Jake Roberts, TE
50	Kaian Roberts-Day, DL
13	Sawyer Robertson, QB
76	Isaiah Robinson, OL
71	MJ Ruhman, OL
96	Justin Sambu, DL
93	Dylan Schaub, LS
12	Blake Shapen, QB
74	Kaden Sieracki, OL
70	Bryce Simpson, OL
40	Mike Smith Jr., LB
49	Jonathan Steinhauer, TE
99	Jack Stone, K
56	Braden Strauss, OLB
17	Cade Tessier, QB
59	Devonte Tezino, DL
92	Trent Thomas, DL
65	Sean Thompkins, OL
25	LeVar Thornton Jr., CB
61	Cayden Tone, OL
57	Wes Tucker, OL
57	Prince Ugoh, DL
45	Byron Vaughns, OLB
30	Bryson Washington, RB
44	Josh White, LB
94	Palmer Williams, P
77	Tate Williams, OL
27	Tevin Williams III, CB
15	Carl Williams IV, CB
37	Tay' Shawn Wilson, CB
91	Trey Wilson, DL
14	Armani Winfield, WR
43	Gavin Yates, TE

COACHING STAFF

Head Coach: Dave Aranda (Cal Lutheran, 1999)
Asst. Head Coach/Running Backs: AJ Steward (Kansas, 2012)
Offensive Coordinator/Tight Ends: Jeff Grimes (UTEP, 1991)
Defensive Coordinator/Safeties: Matt Powledge (Sam Houston, 2009)
Asst. Coach/Wide Receivers: Dallas Baker (Florida, 2006)
Asst. Coach/Quarterbacks: Shawn Bell (Baylor, 2006)
Asst. Coach/Outside Linebackers: Caleb Collins (Southeastern Louisiana, 2016)
Asst. Coach/Cornerbacks: Kevin Curtis (Texas Tech, 2002)
Asst. Coach/Defensive Line: Dennis Johnson (LSU, 2012)
Asst. Coach/Offensive Line: Eric Mateos (Southwest Baptist, 2011)
Asst. Coach/Inside Linebackers: Christian Robinson (Georgia, 2012)

DEPTH CHART

OFFENSE

WR	11 KETRON JACKSON JR. (6-3, 208, JR.) 19 Javon Gipson (6-3, 213, RSo.) -OR- 14 Armani Winfield (6-2, 200, RFr.)
LT	79 ALVIN EBOSELE (6-6, 304, RFR.) 75 Elijah Ellis (6-6, 307, RSR.) -OR- 74 Kaden Sieracki (6-8, 318, RFr.) -OR- 77 Tate Williams (6-4, 301, RSo.)
LG	56 CLARK BARRINGTON (6-5, 306, 5SR.) 73 George Maile (6-3, 305, RFr.) -OR- 74 Kaden Sieracki (6-8, 318, RFr.)
C	72 COLETON PRICE (6-2, 305, RFR.) 54 Tim Dawn (6-2, 306, RFr.) -OR- 71 MJ Ruhman (6-4, 291, RSo.)
RG	53 CAMPBELL BARRINGTON (6-6, 299, JR.) 62 Ryan Lengyel (6-5, 305, RSo.)
RT	58 GAVIN BYERS (6-5, 318, SR.) 75 Elijah Ellis (6-6, 307, RSR.) -OR- 74 Kaden Sieracki (6-8, 318, RFr.) -OR- 77 Tate Williams (6-4, 301, RSo.)
WR	34 JOSH CAMERON (6-1, 215, RSO.) -OR- 16 HAL PRESLEY (6-2, 196, JR.) 84 Cameron Bonner (5-11, 186, RSo.)
WR	80 MONARAY BALDWIN (5-9, 168, JR.) -OR- 17 JONAH BURTON (5-10, 197, RSO.) 18 Jordan Nabors (5-11, 189, So.)
TE	89 DRAKE DABNEY (6-5, 248, SR.) 87 Kelsey Johnson (6-2, 248, So.) -OR- 86 Jake Roberts (6-5, 248, Jr.) -OR- 43 Gavin Yates (6-3, 230, Jr.) 85 Matthew Klopfenstein (6-4, 246, Fr.)
QB	12 BLAKE SHAPEN (6-0, 206, RJR.) 13 Sawyer Robertson (6-4, 220, RSo.) 15 RJ Martinez (5-11, 213, Jr.)
RB	29 RICHARD REESE (5-9, 179, SO.) -OR- 21 DOMINIC RICHARDSON (6-1, 204, JR.) 35 Dawson Pendergrass (6-2, 212, Fr.) -OR- 30 Bryson Washington (6-0, 204, Fr.)

DEFENSE

F	9 TJ FRANKLIN (6-5, 269, 5SR.) 91 Trey Wilson (6-3, 259, Fr.)
N	97 COOPER LANZ (6-3, 273, RSO.) -OR- 48 TREVEN MA'AE (6-5, 296, RJR.) 90 Brendan Bett (6-5, 290, Fr.) -OR- 98 Jerrell Boykins Jr. (6-4, 330, RSo.) -OR- 99 Tre Emory (6-2, 308, RFr.)
E	95 GABE HALL (6-6, 292, RSR.) 59 Devonte Tezino (6-5, 286, RFr.) -OR- 96 Justin Sambu (6-4, 284, 5Sr.)
JACK	51 KYLER JORDAN (6-1, 235, RFR.) 55 Garmon Randolph (6-7, 250, RSR.) -OR- 45 Byron Vaughns (6-4, 242, 5Sr.) -OR- 46 Tony Anyanwu (6-2, 243, Jr.)
WLB	44 JOSH WHITE (6-0, 215, RJR.) -OR- 41 BROOKS MILLER (6-1, 229, RJR.)
MLB	2 MATT JONES (6-3, 251, RSR.) 36 Tyrone Brown (5-11, 233, RSo.) -OR- 42 Jeremy Evans (6-1, 216, RFr.)
STAR	7 BRYSON JACKSON (6-2, 209, 7SR.) -OR- 24 COREY GORDON JR. (6-2, 191, RFR.)
CB	27 TEVIN WILLIAMS III (6-0, 188, RSO.) -OR- 19 CADEN JENKINS (6-1, 173, FR.)
FS	20 DEVIN LEMEAR (5-11, 187, RSO.) -OR- 12 ALFONZO ALLEN (5-11, 194, SO.) -OR- 29 ROMARIO NOEL (6-3, 210, RSO.)
WS	28 DEVYN BOBBY (5-10, 186, SO.) 12 Alfonzo Allen (5-11, 194, So.)
CB	21 CHATEAU REED (6-2, 190, RJR.) 22 Reggie Bush (6-0, 191, RFr.) -OR- 15 Carl Williams IV (6-1, 180, Fr.)
SPECIAL TEAMS	
FG	98 ISAIAH HANKINS (6-0, 192, RSO.) -OR- 99 JACK STONE (5-11, 197, SO.) 96 Bryce Boland (5-11, 172, RJr.) 97 Hayden Arnold (5-8, 180, Fr.)
KO	98 ISAIAH HANKINS (6-0, 192, RSO.) -OR- 99 JACK STONE (5-11, 197, SO.) 96 Bryce Boland (5-11, 172, RJr.) 97 Hayden Arnold (5-8, 180, Fr.)
P	94 PALMER WILLIAMS (6-2, 183, FR.) 98 Isaiah Hankins (6-0, 192, RSo.)
KR	24 COREY GORDON (6-2, 191, RFR.) -OR- 29 RICHARD REESE (5-9, 179, SO.) -OR- 17 JONAH BURTON (5-10, 197, RSO.) -OR- 37 TAY'SHAWN WILSON (5-9, 178, FR.) -OR- 35 DAWSON PENDERGRASS (6-2, 212, FR.)
PR	34 JOSH CAMERON (6-1, 215, RSO.) -OR- 80 MONARAY BALDWIN (5-9, 168, JR.) -OR- 14 ARMANI WINFIELD (6-2, 200, RFR.) -OR- 17 JONAH BURTON (5-10, 197, RSO.)
LS	93 DYLAN SCHAUB (6-5, 226, FR.)
H	94 PALMER WILLIAMS (6-2, 183, FR.) -OR- 13 SAWYER ROBERTSON (6-4, 220, RSO.)

CAREER STARTS

47	Clark Barrington*
26	Matt Jones, Gabe Hall, TJ Franklin
24	Jake Roberts*
23	Gavin Byers
20	Drake Dabney
19	Blake Shapen
18	Garmon Randolph, Devin Lemear
17	Mike Smith*, Hal Presley
15	Ketron Jackson*
14	Byron Vaughns*
13	Campbell Barrington*
10	Dominic Richardson*
8	Richard Reese
7	Kelsey Johnson, Devyn Bobby, Cooper Lanz
6	Kyler Jordan, Kaden Sieracki, Alvin Ebosele, Chateau Reed
5	Bryson Jackson
4	Corey Gordon Jr., Caden Jenkins
3	Sawyer Robertson
2	Treven Ma'ae*, Gavin Yates, Brooks Miller
1	Isaiah Dunson, Josh White, Coleton Price

CONSECUTIVE BAYLOR STARTS

16	Gabe Hall
13	TJ Franklin
8	Hal Presley, Matt Jones
7	Devyn Bobby, Cooper Lanz, Ketron Jackson, Campbell Barrington, Clark Barrington, Gavin Byers, Richard Reese
6	Chateau Reed, Alvin Ebosele
4	Devin Lemear
3	Blake Shapen, Monaray Baldwin, Drake Dabney
2	Caden Jenkins, Carl Williams IV
1	Coleton Price, Kelsey Johnson, Brooks Miller, Garmon Randolph

CAREER GAMES PLAYED

55	Bryson Jackson
52	Clark Barrington*, TJ Franklin
44	Matt Jones, Jake Roberts*, Byron Vaughns*
43	Gabe Hall
42	Gavin Byers
36	Dominic Richardson*, Garmon Randolph, Treven Ma'ae*
35	Drake Dabney
32	Gavin Yates
32	Ketron Jackson*
30	Josh White
27	Hal Presley
26	Brooks Miller, Chateau Reed, Monaray Baldwin
24	Campbell Barrington
23	Isaiah Dunson*, Blake Shapen, Isaiah Hankins, Josh Cameron
22	Devin Lemear
21	Jacoby Clarke
20	Alfonzo Allen, Devyn Bobby, Caleb Parker, Richard Reese, Tate Williams
19	Tevin Williams III, Cooper Lanz
18	Garrison Grimes, Jack Stone*, Tyrone Brown, Cooper Lanz
17	Mike Smith*, Kelsey Johnson
16	Javon Gipson
14	Jordan Nabors
13	Tony Anyanwu
12	Jackie Marshall

* - Indicates previous school

PRONUNCIATION GUIDE

Tony ANYANWU	an-YAN-woo
Dave ARANDA	uh-RAN-duh
MONARAY Baldwin	MON-uh-ray
DEVYN Bobby	like "devin"
JERRELL Boykins Jr	juh-RELL
Alvin EBOSELE	ehh-BOSS-uh-lay
KETRON Jackson Jr.	KEY-tron
BOCHAO JIN	BO-chow
DK KALU	cal-LOO
Landry KINNE	KIN-ee
Matthew KLOPFENSTEIN	KLOP-fen-stein
Cooper LANZ	LAN-zz
Devin LEMEAR	luh-MEER
Ryan LENGYEL	lin-GELL
George MAILE	MY-lay
Treven MA'AE	muh-EYE

Jaden MARONEN	ma-ROW-nin
Michael MASTRODICASA	MASTRO-de-casa
Cody MLADENKA	mh-la-DINK-ahh
Jordan NABORS	like "neighbors"
ROMARIO Noel	row-MAR-ee-oh
CHATEAU Reed	SHAT-toe
KAIAN Roberts-Day	KAI-an
MJ RUHMAN	REW-man
Justin SAMBU	sam-BOO
Dylan SCHAUB	SHAWB
Blake SHAPEN	SHAY-pin
Kaden SIERACKI	ser-ACK-ee
JONATHAN STEINHAUER	YON-uh-tan STEIN-hower
Cade TESSIER	TESS-ee-ay
Devonte TEZINO	TEZ-know
Prince UGOH	OOH-go