

**2023 FOOTBALL**

Week 4 | Joni Lehmann | 469-524-1022 | joni@Big12Sports.com

**CONFERENCE STANDINGS**

	BIG 12 GAMES				OVERALL				Home	Road	Neutral	Streak	vs. Top 10	vs. Top 25
	W-L	Pct.	PF	PA	W-L	Pct.	PF	PA						
TCU	1-0	1.000	36	13	2-1	.667	119	64	1-1	1-0	-	W2	-	-
BYU	0-0	.000	-	-	3-0	1.000	93	47	2-0	1-0	-	W7	-	-
UCF	0-0	.000	-	-	3-0	1.000	122	36	2-0	1-0	-	W3	-	-
Kansas	0-0	.000	-	-	3-0	1.000	113	64	2-0	1-0	-	W3	-	-
Oklahoma	0-0	.000	-	-	3-0	1.000	167	28	2-0	1-0	-	W3	-	-
Texas	0-0	.000	-	-	3-0	1.000	102	44	2-0	1-0	-	W3	1-0	1-0
Cincinnati	0-0	.000	-	-	2-1	.667	117	65	1-1	1-0	-	L1	-	-
Kansas State	0-0	.000	-	-	2-1	.667	114	43	2-0	0-1	-	L1	-	-
Oklahoma State	0-0	.000	-	-	2-1	.667	61	61	1-1	1-0	-	L1	-	-
West Virginia	0-0	.000	-	-	2-1	.667	88	61	2-0	0-1	-	W2	0-1	0-1
Baylor	0-0	.000	-	-	1-2	.333	74	69	1-2	-	-	W1	-	0-1
Iowa State	0-0	.000	-	-	1-2	.333	50	39	1-1	0-1	-	L2	-	-
Texas Tech	0-0	.000	-	-	1-2	.333	104	76	1-1	0-1	-	W1	-	0-1
Houston	0-1	.000	13	36	1-2	.333	71	93	1-1	0-1	-	L2	-	-

**THIS WEEK'S SCHEDULE**











Saturday, September 23	CT
No. 16/14 Oklahoma at Cincinnati* (FOX)	11:00 a.m.
SMU at TCU (FSI)	11:00 a.m.
BYU at Kansas* (ESPN)	2:30 p.m.
Texas Tech at West Virginia* (Big 12 now on ESPN+)	2:30 p.m.
Oklahoma State at Iowa State* (FSI)	3:00 p.m.
Sam Houston at Houston (Big 12 Now on ESPN+)	6:00 p.m.
No. 3/6 Texas at Baylor* (ABC)	6:30 p.m.
UCF at Kansas State* (FSI)	7:00 p.m.

\* Denotes Big 12 game.  
All times listed as Central.  
Rankings listed as AP/Coaches.

**TEAM VS. TEAM RESULTS**

	BU	BYU	UCF	UC	UH	ISU	KU	K-State	OU	OSU	TCU	UT	TTU	WVU
BU	-													
BYU		-												
UCF			-											
UC				-										
UH					-						L			
ISU						-								
KU							-							
K-State								-						
OU									-					
OSU										-				
TCU					W						-			
UT												-		
TTU													-	
WVU														-

**CONFERENCE NEWS & NOTES**

-  Twelve teams open Big 12 play this week while Houston and TCU finish their non-conference schedule after their opener last week.
-  "Big 12 Homecoming" will take place on the Cincinnati campus this Thursday-Saturday with three days of entertainment and community engagement as UC hosts Oklahoma.
-  FOX's Noon Kickoff is also heading to Cincinnati this week. It marks the third time in four weeks that a national pregame show has appeared at a Big 12 game.
-  The Big 12 is recognizing National Hispanic Heritage Month from September 15-October 15 in celebration of the achievements, culture and diversity of the Hispanic community.
-  No. 3/6 Texas and No. 16/14 Oklahoma are in this week's national rankings. Teams receiving votes are K-State, TCU, Kansas, BYU and UCF.
-  The Big 12 is 28-12 (.700) in non-conference games with two games left in the regular season.
-  Five Big 12 teams remain undefeated - BYU, UCF, Kansas, Oklahoma and Texas. The unbeaten teams have a cumulative scoring margin of +25.2 (39.8-14.6). BYU and KU square off this week in Lawrence.
-  Oklahoma QB Dillon Gabriel (offensive) and WR Nic Anderson (newcomer) along with BYU DE Tyler Batty (defensive) and Houston KR Matthew Golden (special teams) picked up Big 12 Football Week 3 awards.
-  Tyler Batty (BYU) and Ethan Downs (OU) were among the 11 FBS players named to the prestigious Allstate AFCA Good Works Team by the American Football Coaches Association and Allstate.
-  The Big 12 ranks second nationally with five of the 19 teams that are averaging 100% or over in home stadium capacity. TCU is second among all teams at 106.85 capacity followed by 5. Oklahoma (104.46), 6. K-State (104.01), 10. Cincinnati (101.85) and tie 19. Oklahoma State (100). Thirteen of 14 Big 12 teams are averaging over 92 percent capacity.

- Notes continued on page 5 -

**Weekly National Rankings  
(AP/Coaches/CFP)**

	<b>BU</b>	<b>BYU</b>	<b>UCF</b>	<b>UC</b>	<b>UH</b>	<b>ISU</b>	<b>KU</b>	<b>K-State</b>	<b>OU</b>	<b>OSU</b>	<b>TCU</b>	<b>UT</b>	<b>TTU</b>	<b>WVU</b>
Preseason	RV/RV	-/RV	-	-	-/RV	-	RV/RV	16/17	20/19	-/RV	17/16	11/12	RV/24	-
9/5	-	-	RV/RV	RV/-	-	RV/-	-/RV	15/15	18/17	-/RV	RV/RV	11/10	RV/RV	-
9/11	-	-	-/RV	RV/RV	-	-	RV/RV	15/15	19/16	RV/RV	RV/RV	4/6	-	-
9/18	-	RV/RV	-/RV	-	-	-	RV/RV	RV/RV	16/14	-	-	3/6	-	-
9/25														
10/2														
10/9														
10/16														
10/23														
10/30														
11/6														
11/13														
11/20														
11/27														
12/4														
Final														

**WEEKLY AWARDS**

	<b>Offense</b>	<b>Defense</b>
9/4	Emory Jones, UC, QB, Sr.	Jeremiah Cooper, ISU, DB, So.
9/11	Quinn Ewers, UT, QB, So.	Danny Stutsman, OU, LB, Jr.
9/18	Dillon Gabriel, OU, QB, Sr.	Tyler Batty, BYU, DE, Jr.
9/25		
10/2		
10/9		
10/16		
10/23		
10/30		
11/6		
11/13		
11/20		
11/27		

	<b>Special Teams</b>	<b>Newcomer</b>
9/4	Ryan Rehow, BYU, P, Jr. Gavin Freeman, OU, WR/PR, So.	Emory Jones, UC, QB, Sr.
9/11	Colton Boomer, UCF, K, So.	Adonai Mitchell, UT, WR, Jr.
9/18	Nic Anderson, OU, WR, Sr.	Matthew Golden, UH, KR/WR, So.
9/25		
10/2		
10/9		
10/16		
10/23		
10/30		
11/6		
11/13		
11/20		
11/27		

**Big 12 CHAMPIONS**

- 1996 - Texas (Nebraska)
- 1997 - Nebraska (Texas A&M)
- 1998 - Texas A&M (K-State)
- 1999 - Nebraska (Texas)
- 2000 - Oklahoma (K-State)
- 2001 - Colorado (Texas)
- 2002 - Oklahoma (Colorado)
- 2003 - Kansas State (Oklahoma)
- 2004 - Oklahoma (Colorado)
- 2005 - Texas (Colorado)
- 2006 - Oklahoma (Nebraska)
- 2007 - Oklahoma (Missouri)
- 2008 - Oklahoma (Missouri)
- 2009 - Texas (Nebraska)
- 2010 - Oklahoma (Nebraska)
- 2011 - Oklahoma State\*\*
- 2012 - Kansas State/Oklahoma\*\*
- 2013 - Baylor\*\*
- 2014 - Baylor/TCU\*\*
- 2015 - Oklahoma\*\*
- 2016 - Oklahoma\*\*
- 2017 - Oklahoma (TCU)
- 2018 - Oklahoma (Texas)
- 2019 - Oklahoma (Baylor)
- 2020 - Oklahoma (Iowa State)
- 2021 - Baylor (Oklahoma State)
- 2022 - Kansas State (TCU)

*\*\*A Championship Game was not played from 2011-16 seasons. Opponent in parenthesis.*

**Big 12 BOWL PARTNERS**

*(listed in order of selection)*

- Allstate Sugar
- Valero Alamo
- Pop-Tarts
- TaxAct Texas
- AutoZone Liberty
- Guaranteed Rate
- Lockheed Martin Armed Forces Bowl\*/SERVPRO
- First Responders Bowl\*
- Radiance Technologies Independence Bowl

\* Game is a "flex pick" for the seventh selection after CFP.

The Big 12 champion will earn the Conference's automatic berth for its CFP contract bowl slot.

In the event the Big 12 Champion is displaced from the Sugar Bowl to participate in the College Football Playoff Semifinals, the championship game runner-up shall serve as the Sugar Bowl replacement team.

**VERSUS OTHER CONFERENCES**

	All-Time			2023		
	<u>W</u>	<u>L</u>	<u>Pct.</u>	<u>W</u>	<u>L</u>	<u>Pct.</u>
American	97	26	.792	4	1	.800
ACC	47	48	.484	2	0	1.000
Big Ten	56	60	.487	0	2	.000
Conference USA	139	15	.902	1	0	1.000
Independents	15	15	.500	0	0	.000
MAC	58	17	.795	1	2	.333
Mountain West	81	24	.772	3	1	.750
Pac-12	69	57	.553	1	3	.333
SEC	45	61	.417	2	1	.667
Sun Belt	78	12	.885	2	2	.500
Non-FBS	174	15	.921	11	0	1.000
<b>Total</b>	<b>862</b>	<b>347</b>	<b>.713</b>	<b>28</b>	<b>12</b>	<b>.700</b>

*All-time totals are based on current conference affiliation.*

**BAYLOR (1-2, 0-0 Big 12)**

Date	Opponent	Time (CT)	Attend	BU			OPP		
				CFP	AP	C	CFP	AP	C
S2	Texas State (Big 12 Now)	L 31-42	44,945				RV	RV	
S9	Utah (ESPN)	L 13-20	43,732						12 12
S16	Long Island (Big 12 Now)	W 30-7	43,732						
S23	Texas* (ABC)	6:30 p.m.						3	6
S30	at UCF* (FSI/FS2)	2:30 p.m.							
07	Texas Tech*								
014	Open								
021	at Cincinnati*								
028	Iowa State*								
N4	Houston*								
N11	at K-State*								
N18	at TCU*								
N25	West Virginia*								

\*Big 12 Game

**BYU (3-0, 0-0 Big 12)**

Date	Opponent	Time (MT)	Attend	BYU			OPP		
				CFP	AP	C	CFP	AP	C
S2	Sam Houston (FSI)	W 14-0	59,006						RV
S9	S. Utah (Big 12 Now)	W 41-16	60,834					RV	RV
S16	at Arkansas (ESPN2)	W 38-31	74,821						
S23	at Kansas* (ESPN)	1:30 p.m.						RV	RV
S29	Cincinnati* (ESPN)	8:15 p.m.							RV RV
07	Open								
014	at TCU*								
021	Texas Tech*								
028	at Texas*								
N4	at West Virginia*								
N11	Iowa State*								
N18	Oklahoma*								
N25	at Oklahoma State*								

\*Big 12 Game

**UCF (3-0, 0-0 Big 12)**

Date	Opponent	Time (ET)	Attend	UCF			OPP		
				CFP	AP	C	CFP	AP	C
A31	Kent State (FSI)	W 56-6	44,088						
S9	at Boise State (FSI)	W 18-16	36,447				RV	RV	
S16	Villanova (Big 12 Now)	W 48-14	44,206					RV	
S23	at K-State* (FSI)	8:00 p.m.						RV	RV RV
S30	Baylor* (FSI/FS2)	3:30 p.m.							
07	at Kansas*								
014	Open								
021	at Oklahoma*								
028	West Virginia*								
N4	at Cincinnati*								
N11	Oklahoma State*								
N18	at Texas Tech*								
N25	Houston*								

\*Big 12 Game

**CINCINNATI (2-1, 0-0 Big 12)**

Date	Opponent	Time (ET)	Attend	UC			OPP		
				CFP	AP	C	CFP	AP	C
S2	E. Kentucky (Big 12 Now)	W 66-13	38,193						
S9	at Pitt (The CW)	W 27-21	49,398					RV	
S16	Miami - OH (Big 12 Now)	L 24-31 OT	38,193					RV	RV
S23	Oklahoma* (FOX)	Noon							16 14
S29	at BYU* (ESPN)	10:15 p.m.							
07	Open								
014	Iowa State*								
021	Baylor*								
028	at Oklahoma State*								
N4	UCF*								
N11	at Houston*								
N18	at West Virginia*								
N25	Kansas*								

\*Big 12 Game

**HOUSTON (1-2, 0-1 Big 12)**

Date	Opponent	Time (CT)	Attend	UH			OPP		
				CFP	AP	C	CFP	AP	C
S2	UTSA (FSI)	W 17-14	37,862					RV	
S9	at Rice (NFL Network)	L 41-43 2OT	23,425						
S16	TCU* (FOX)	L 13-36	36,049						RV RV
S23	Sam Houston (Big 12 Now)	6:00 p.m.							
S30	at Texas Tech* (FSI/FS2)	2:30 p.m.							
07	Open								
012	West Virginia* (FSI)	6:00 p.m.							
021	Texas*								
028	at K-State*								
N4	at Baylor*								
N11	Cincinnati*								
N18	Oklahoma State*								
N25	at UCF*								

\*Big 12 Game

**IOWA STATE (1-2, 0-0 Big 12)**

Date	Opponent	Time (CT)	Attend	ISU			OPP		
				CFP	AP	C	CFP	AP	C
S2	UNI (Big 12 Now)	W 30-9	58,248						
S9	Iowa (FOX)	L 13-20	61,500					RV	RV RV
S16	at Ohio (ESPNU)	L 7-10	21,991						
S23	Oklahoma State* (FSI)	3:00 p.m.							
S30	at Oklahoma* (FSI)	6:00 p.m.							
07	TCU*								
014	at Cincinnati*								
021	Open								
028	at Baylor*								
N4	Kansas*								
N11	at BYU*								
N18	Texas*								
N25	at K-State*								

\*Big 12 Game

**KANSAS (3-0, 0-0 Big 12)**

Date	Opponent	Time (CT)	Attend	KU			OPP		
				CFP	AP	C	CFP	AP	C
S1	Missouri State (Big 12 Now)	W 48-17	41,091		RV	RV			
S8	Illinois (ESPN2)	W 34-23	45,809		RV	RV		RV	RV
S16	at Nevada (CBSSN)	W 31-24	16,890		RV	RV			
S23	BYU* (ESPN)	2:30 p.m.			RV	RV		RV	RV
S30	at Texas* (ABC)	2:30 p.m.							
07	UCF*								
O14	at Oklahoma State*								
O21	Open								
O28	Oklahoma*								
N4	at Iowa State*								
N11	Texas Tech*								
N18	K-State*								
N25	at Cincinnati*								

\*Big 12 Game

**K-STATE (2-1, 0-0 Big 12)**

Date	Opponent	Time (CT)	Attend	K-State			OPP		
				CFP	AP	C	CFP	AP	C
S2	SE Missouri St. (Big 12 Now)	W 45-0	52,066		16	17			
S9	Troy* (FSI)	W 42-13	51,940		15	15			
S16	at Missouri (SECN)	L 27-30	62,621		15	15			RV
S23	UCF* (FSI)	7:00 p.m.						RV	RV
S30	Open								
O6	at Oklahoma State* (ESPN)	6:30 p.m.							
O14	at Texas Tech*								
O21	TCU*								
O28	Houston*								
N4	at Texas								
N11	Baylor*								
N18	at Kansas*								
N25	Iowa State*								

\*Big 12 Game

**OKLAHOMA (3-0, 0-0 Big 12)**

Date	Opponent	Time (CT)	Attend	OU			OPP		
				CFP	AP	C	CFP	AP	C
S2	Arkansas State (ESPN)	W 73-0	83,221		20	19			
S9	SMU (ESPN+)	W 28-11	84,186		18	17			RV
S16	at Tulsa (ESPN2)	W 66-17	30,855		19	16			
S23	at Cincinnati* (FOX)	11:00 a.m.			16	14			
S30	Iowa State* (FSI)	6:00 p.m.							
07	vs. Texas* (ABC)								
O14	Open								
O21	UCF*								
O28	at Kansas*								
N4	at Oklahoma State*								
N11	West Virginia*								
N18	at BYU*								
N24	TCU* (FOX)	11:00 a.m.							

\*Big 12 Game

**OKLAHOMA STATE (2-1, 0-0 Big 12)**

Date	Opponent	Time (CT)	Attend	OSU			OPP		
				CFP	AP	C	CFP	AP	C
S2	UCA (Big 12 Now)	W 27-13	53,855					RV	
S9	at Arizona State (FSI)	W 27-15	42,569						RV
S16	S. Alabama (Big 12 Now)	L 7-33	53,855					RV	RV
S23	at Iowa State* (FSI)	3:00 p.m.							
S30	Open								
O6	K-State* (ESPN)	6:30 p.m.							
O14	Kansas*								
O21	at West Virginia*								
O28	Cincinnati*								
N4	Oklahoma*								
N11	at UCF*								
N18	at Houston*								
N25	BYU*								

\*Big 12 Game

**TCU (2-1, 1-0 Big 12)**

Date	Opponent	Time (CT)	Attend	TCU			OPP		
				CFP	AP	C	CFP	AP	C
S2	Colorado (FOX)	L 42-45	53,294		17	16			
S9	Nicholls (Big 12 Now)	W 41-6	45,010		RV	RV			
S16	at Houston* (FOX)	W 36-13	36,049		RV	RV			
S23	SMU (FSI)	11:00 a.m.						RV	RV
S30	West Virginia* (ESPN2)	7:00 p.m.							
07	at Iowa State*								
O14	BYU*								
O21	at K-State*								
O28	Open								
N2	at Texas Tech (FSI)	6:00 p.m.							
N11	Texas*								
N18	Baylor*								
N24	at Oklahoma* (FOX)	11:00 a.m.							

\*Big 12 Game

**TEXAS (3-0, 0-0 Big 12)**

Date	Opponent	Time (CT)	Attend	UT			OPP		
				CFP	AP	C	CFP	AP	C
S2	Rice (FOX)	W 37-10	98,017		11	12			
S9	at Alabama (ESPN)	W 34-24	100,077		11	10		3	3
S16	Wyoming (LHN)	W 31-10	101,777		4	6			RV
S23	at Baylor* (ABC)	6:30 p.m.			3	6			
S30	Kansas* (ABC)	2:30 p.m.							
07	vs. Oklahoma* (ABC)								
O14	Open								
O21	at Houston*								
O28	BYU								
N4	K-State*								
N11	at TCU*								
N18	at Iowa State*								
N24	Texas Tech* (ABC)	6:30 p.m.							










\*Big 12 Game









**TEXAS TECH (1-2, 0-0 Big 12)**

Date	Opponent	Time (CT)	Attend	TTU		OPP	
				CFP	AP C	CFP	AP C
S2	at Wyoming (CBS)	L 33-35 20T	26,450			RV	24
S9	Oregon (FOX)	L 30-38	56,200			RV RV	13 13
S16	Tarleton State (Big 12 Now)	W 41-3	56,200				
S23	at West Virginia* (Big 12 Now)	2:30 p.m.					
S30	Houston* (FSI/FS2)	2:30 p.m.					
O7	at Baylor*						
O14	K-State*						
O21	at BYU*						
O28	Open						
N2	TCU*						
N11	at Kansas*						
N18	UCF*						
N24	at Texas* (ABC)	6:30 p.m.					

**WEST VIRGINIA (2-1, 0-0 Big 12)**

Date	Opponent	Time (ET)	Attend	WVU			OPP		
				CFP	AP C	C	CFP	AP C	C
S2	at Penn State (NBC)	L 15-38	110,747						7 7
S9	Duquesne (Big 12 Now)	W 56-17	50,037						
S16	Pitt (ABC)	W 17-6	61,106						
S23	Texas Tech* (Big 12 Now)	3:30 p.m.							
S30	at TCU* (ESPN2)	8:00 p.m.							
O7	Open								
O12	at Houston* (FSI)	7:00 p.m.							
O21	Oklahoma State*								
O28	at UCF*								
N4	BYU*								
N11	at Oklahoma*								
N18	Cincinnati*								
N25	at Baylor*								

-  UCF is the nation's leader in total offense (617.7) and second in rushing offense (299.3). Four other teams are in the top 17 of total offense, averaging over 500 yards: 8. Oklahoma (534.0), 12. Cincinnati (525.3), 13. TCU (515.7) and 17. Kansas (500.3). Joining TCU in the top 19 of rushing offense are 8. UC (239.3), 15. KU (216.7) and 19. TCU (213.7).
-  Oklahoma is one of two teams (Syracuse) that are in the top five in scoring offense (3. 55.7 ppg) and defense (T5. 9.3 ppg). OU leads the nation in third down conversion pct. (.676) and completion pct. (.832).
-  Six Big 12 QBs rank in the top 21 in points responsible for per game: T2. Dillon Gabriel (OU) and Will Howard (K-State), 24.0, 9. Emory Jones (UC), 20.7, 11. Quinn Ewers (UT), 20.0 and T21. Tyler Shough (TTU) and Kedon Slovis (BYU), 18.0.
-  Baylor's freshman running back duo of Dawson Pendergrass and Bryson Washington combined for 156 yards rushing against LIU.
-  The BYU defense held Arkansas to just 2 of 13 on third down after Arkansas converted 12 of 15 on third-down conversions in the 2022 game. Arkansas entered the game ranked No. 17 in third down conversions at 55.6 percent.
-  UCF is one of 10 teams in the Power 5 and one of two in the Big 12 to have held opponents to under 16 points in each of its first three games.
-  Wide receiver Xzavier Henderson finished with 140 yards on 12 receptions. It marked UC's most catches since Kahlil Lewis at SMU in 2018, tying for the fourth-most receptions in a game in school history.
-  Houston LB Malik Robinson recorded a career-high 10 tackles, besting his previous mark of nine.
-  The scoreless first half for both teams was a first for Iowa State since Sept. 29, 1984 against West Texas State.

-  Kansas improves to 3-0 on the year for the second consecutive season. Prior to last season, KU was last 3-0 in 2009 and the last time with consecutive seasons of 3-0 starts was in 1991 and 1992.
-  K-State QB Will Howard has thrown multiple touchdown passes in each of the last eight regular-season games, the longest streak by a Wildcat since at least 1982.
-  The Sooners recorded the second game in program history in which three players compiled more than 100 receiving yards (Jalil Farooq [126], Nic Anderson [120] and Andre Anthony [112]). The other occurrence was in 2012 vs. Oklahoma State (Jalen Saunders [162], Justin Brown [146], Kenny Stills [103]).
-  Oklahoma State LB Collin Oliver finished the contest with a career-high 10 tackles, 1.0 tackles for loss, 1.0 sacks, one forced fumble and a pass breakup.
-  TCU RB Emani Bailey rushed for 126 yards on 23 carries for his second 100-yard game of the season.
-  Texas has scored 21+ points in a single quarter in all three games so far this season.
-  Texas Tech did not allow an offensive touchdown for the first time since against UTEP on Sept. 7, 2019. Tarleton State entered the game scoring more than 50 points in each of its first two games before being held without a touchdown in the 41-3 loss to the Red Raiders.
-  West Virginia intercepted three passes in its 17-6 win over Pittsburgh for the first time since October 31, 2020 (vs. Kansas State).

**Big 12 Homecoming**

**2023 Schedule**

- Sept. 14-16: Houston
- Sept. 21-23: Cincinnati
- Sept. 28-30: UCF
- Oct. 19-21: BYU

Big 12 Homecoming will visit four campuses per fall and feature three days of entertainment and community engagement around home football games. The 2023 schedule features the Big 12's four new members.

**Dr Pepper Big 12 Championship**

**Saturday, Dec. 2, 11 a.m. CT (ABC)**  
**AT&T Stadium, Arlington, Texas**

**Tickets available at:**  
<https://big12.us/3i564VW>

The top two finishers by conference winning percentage in the Big 12 standings will compete in the Dr Pepper Big 12 Football Championship game. Three-time Grammy-award-winning artist Nelly will perform at halftime with the bands of the participating institutions.

**Big 12 Pro Day**

**Spring 2024**  
**Ford Center, Frisco, Texas**

The Big 12 and the NFL have partnered to debut Big 12 Pro Day in the spring of 2024. The reimagined Pro Day experience will feature state of the art medical and player skill assessments designed to maximize the student-athlete prospect experience. The NFL Network and additional NFL media platforms will air content. Off the field, a job fair and non-football career networking opportunities will be provided. The Conference will also host Big 12 Fan Fest outside of the event.





**2023-24 Big 12 Football**  
**Extended Individual Statistics**  
**All games**

**TOTAL OFFENSE** (Minimum Games Played Pct. 75%)

#	Player	G	Rush	Pass	Plays	Total	Yds/g
1	Shough, Tyler - TTU	2	137	620	125	757	378.50
2	Plumlee, John Rhys - UCF	2	163	553	73	716	358.00
3	Morris, Chandler - TCU	2	93	542	83	635	317.50
4	Ewers, Quinn - UT	2	23	609	79	632	316.00
5	Howard, Will - KState	2	38	547	69	585	292.50
6	Smith, Donovan - UH	2	88	493	105	581	290.50
7	Gabriel, Dillon - OU	2	35	484	59	519	259.50
8	Jones, Emory - UC	2	43	470	69	513	256.50
9	Greene, Garrett - WVU	2	104	402	65	506	253.00
10	Slovis, Kedon - BYU	2	8	493	71	501	250.50

**ALL PURPOSE** (Minimum Games Played Pct. 75%)

#	Player	G	Rush	Rcv	PR	KR	Yds	Avg/g
1	Neal, Devin - KU	2	214	72	0	0	286	143.00
2	Kiner, Corey - UC	2	258	2	0	0	260	130.00
3	Brooks, Phillip - KState	2	2	134	37	78	251	125.50
4	Bailey, Emani - TCU	2	231	16	0	0	247	123.50
5	Brown, Samuel - UH	2	0	244	0	0	244	122.00
6	Harvey, RJ - UCF	2	154	84	0	0	238	119.00
7	Everhart, Major - TCU	2	4	16	0	187	207	103.50
8	Henderson, Xzavier - UC	2	0	159	0	41	200	100.00
9	Richardson, Johnny - UCF	2	162	20	0	16	198	99.00
10	Gordon Jr., Corey - Baylor	2	0	0	0	197	197	98.50

**TOTAL OFFENSE AVG/PLAY** (Minimum Games Played Pct. 75%)

#	Player	G	Rush	Pass	Plays	Total	Yds/p
1	Townsend, Xavier - UCF	2	67	0	2	67	16.75
2	Smith, Braden - UC	2	0	30	1	30	15.00
3	Wiggins, Dee - UC	2	13	0	1	13	6.50
4	Turner, Aaron - UC	2	53	0	5	53	5.30
5	Farooq, Jalil - OU	2	10	0	1	10	5.00
6	Plumlee, John Rhys - UCF	2	163	553	73	716	4.90
7	Neal, Devin - KU	2	214	0	23	214	4.65
8	Gabriel, Dillon - OU	2	35	484	59	519	4.40
9	Howard, Will - KState	2	38	547	69	585	4.24
10	Arnold, Jackson - OU	2	50	114	20	164	4.10

**SCORING** (Minimum Games Played Pct. 75%)

#	Player	G	TD	FG	XPT	2XP	Pts	Pts/g
1	Howard, Will - KState	2	4	0	0	0	24	12.00
2	Auburn, Bert - UT	2	0	5	8	0	23	11.50
3	Keller, Seth - KU	2	0	4	9	0	21	10.50
4	Brown, Carter - UC	2	0	3	12	0	21	10.50
5	Boomer, Colton - UCF	2	0	4	8	0	20	10.00
6	Slovis, Kedon - BYU	2	3	0	0	0	18	9.00
7	Harvey, RJ - UCF	2	3	0	0	0	18	9.00
8	Smith, Donovan - UH	2	3	0	0	0	18	9.00
9	Hale, Alex - OSU	2	0	4	6	0	18	9.00
10	Sanders, Trey - TCU	2	3	0	0	0	18	9.00

**TOTAL OFFENSE PLAYS**

#	Player	G	Rush	Pass	Plays	Total	Yds/g
1	Shough, Tyler - TTU	2	137	620	125	757	378.50
2	Smith, Donovan - UH	2	88	493	105	581	290.50
3	Morris, Chandler - TCU	2	93	542	83	635	317.50
4	Ewers, Quinn - UT	2	23	609	79	632	316.00
5	Plumlee, John Rhys - UCF	2	163	553	73	716	358.00
6	Slovis, Kedon - BYU	2	8	493	71	501	250.50
7	Jones, Emory - UC	2	43	470	69	513	256.50
8	Howard, Will - KState	2	38	547	69	585	292.50
9	Greene, Garrett - WVU	2	104	402	65	506	253.00
10	Becht, Rocco - IowaSt	2	14	316	61	330	165.00

**SCORING (TDs)** (Minimum 1 Touchdowns)

#	Player	G	Run	Rec	Ret	Pts	Avg/g
1	Howard, Will - KState	2	3	1	0	24	12.00
2	Golden, Matthew - UH	2	0	3	0	18	9.00
3	Slovis, Kedon - BYU	2	3	0	0	18	9.00
4	Smith, Donovan - UH	2	3	0	0	18	9.00
5	Mitchell, Adonai - UT	2	0	3	0	18	9.00
6	Neal, Devin - KU	2	2	1	0	18	9.00
7	Harvey, RJ - UCF	2	2	1	0	18	9.00
8	Sanders, Trey - TCU	2	3	0	0	18	9.00
9	Clement, Hudson - WVU	2	0	3	0	18	9.00
10	Smith, Braden - UC	2	0	2	0	12	6.00

**TOTAL OFFENSE YARDS**

#	Player	G	Rush	Pass	Plays	Total	Yds/g
1	Shough, Tyler - TTU	2	137	620	125	757	378.50
2	Smith, Donovan - UH	2	88	493	105	581	290.50
3	Morris, Chandler - TCU	2	93	542	83	635	317.50
4	Ewers, Quinn - UT	2	23	609	79	632	316.00
5	Plumlee, John Rhys - UCF	2	163	553	73	716	358.00
6	Slovis, Kedon - BYU	2	8	493	71	501	250.50
7	Jones, Emory - UC	2	43	470	69	513	256.50
8	Howard, Will - KState	2	38	547	69	585	292.50
9	Greene, Garrett - WVU	2	104	402	65	506	253.00
10	Becht, Rocco - IowaSt	2	14	316	61	330	165.00

**SCORING (KICK)** (Minimum Games Played Pct. 75%)

#	Player	G	PAT	FG	Pts	Avg/g
1	Auburn, Bert - UT	2	8-8	5-7	23	11.50
2	Keller, Seth - KU	2	9-9	4-4	21	10.50
3	Brown, Carter - UC	2	12-12	3-3	21	10.50
4	Boomer, Colton - UCF	2	8-8	4-4	20	10.00
5	Hankins, Isaiah - Baylor	2	3-3	5-7	18	9.00
6	Hale, Alex - OSU	2	6-6	4-5	18	9.00
7	Kell, Griffin - TCU	2	11-11	2-3	17	8.50
8	Garcia, Gino - TTU	2	6-6	3-7	15	7.50
9	Schmit, Zach - OU	2	12-12	1-1	15	7.50
10	Tennant, Chris - KState	2	11-11	1-1	14	7.00



**2023-24 Big 12 Football**  
**Extended Individual Statistics**  
**All games**

**TOTAL OFFENSE TDS**

#	Player	G	Rush	Pass	Total
1	Jones, Emory - UC	2	43	470	9
2	Howard, Will - KState	2	38	547	8
3	Smith, Donovan - UH	2	88	493	7
4	Ewers, Quinn - UT	2	23	609	7
5	Gabriel, Dillon - OU	2	35	484	7
6	Shough, Tyler - TTU	2	137	620	7
7	Slovits, Kedon - BYU	2	8	493	7
8	Morris, Chandler - TCU	2	93	542	6
9	Greene, Garrett - WVU	2	104	402	5
10	Plumlee, John Rhys - UCF	2	163	553	4

**RUSHING** (Minimum 10 Rushing Attempts/Game, Games Played Pct. 75%)

#	Player	G	Att.	Yds	Avg.	TD	Lg	Avg/g
1	Kiner, Corey - UC	2	33	258	7.82	1	68	129.00
2	Bailey, Emani - TCU	2	33	231	7.00	0	74	115.50
3	Neal, Devin - KU	2	23	214	9.30	2	48	107.00
4	Giddens, DJ - KState	2	27	180	6.67	0	43	90.00
5	Richardson, Johnny - UCF	2	23	162	7.04	0	43	81.00
6	Walker, Tawee - OU	2	29	161	5.55	2	30	80.50
7	Richardson, Dominic - Baylor	2	30	156	5.20	0	32	78.00
8	Harvey, RJ - UCF	2	25	154	6.16	2	48	77.00
9	Donaldson, CJ - WVU	2	31	137	4.42	1	17	68.50
10	Shough, Tyler - TTU	2	38	137	3.61	1	58	68.50

**YARDS PER RUSH** (Minimum 10 Rushing Attempts/Game, Games Played Pct. 75%)

#	Player	G	Att.	Yds	Avg.	TD	Lg	Avg/g
1	Neal, Devin - KU	2	23	214	9.30	2	48	107.00
2	Kiner, Corey - UC	2	33	258	7.82	1	68	129.00
3	Richardson, Johnny - UCF	2	23	162	7.04	0	43	81.00
4	Bailey, Emani - TCU	2	33	231	7.00	0	74	115.50
5	Giddens, DJ - KState	2	27	180	6.67	0	43	90.00
6	Harvey, RJ - UCF	2	25	154	6.16	2	48	77.00
7	Walker, Tawee - OU	2	29	161	5.55	2	30	80.50
8	Martin, LJ - BYU	2	22	118	5.36	0	21	59.00
9	Richardson, Dominic - Baylor	2	30	156	5.20	0	32	78.00
10	Greene, Garrett - WVU	2	20	104	5.20	1	18	52.00

**RUSH ATTEMPTS** (Minimum 10 Rushing Attempts/Game)

#	Player	G	Att.	Yds	Avg.	TD	Lg	Avg/g
1	Shough, Tyler - TTU	2	38	137	3.61	1	58	68.50
2	Bailey, Emani - TCU	2	33	231	7.00	0	74	115.50
3	Kiner, Corey - UC	2	33	258	7.82	1	68	129.00
4	Norton, Cartevius - IowaSt	2	32	108	3.38	0	17	54.00
5	Donaldson, CJ - WVU	2	31	137	4.42	1	17	68.50
6	Richardson, Dominic - Baylor	2	30	156	5.20	0	32	78.00
7	Walker, Tawee - OU	2	29	161	5.55	2	30	80.50
8	Smith, Donovan - UH	2	29	88	3.03	3	22	44.00
9	Ward, Treshaun - KState	2	27	114	4.22	1	20	57.00
10	Giddens, DJ - KState	2	27	180	6.67	0	43	90.00

**RUSH YARDS** (Minimum 10 Rushing Attempts/Game)

#	Player	G	Att.	Yds	Avg.	TD	Lg	Avg/g
1	Kiner, Corey - UC	2	33	258	7.82	1	68	129.00
2	Bailey, Emani - TCU	2	33	231	7.00	0	74	115.50
3	Neal, Devin - KU	2	23	214	9.30	2	48	107.00
4	Giddens, DJ - KState	2	27	180	6.67	0	43	90.00
5	Richardson, Johnny - UCF	2	23	162	7.04	0	43	81.00
6	Walker, Tawee - OU	2	29	161	5.55	2	30	80.50
7	Richardson, Dominic - Baylor	2	30	156	5.20	0	32	78.00
8	Harvey, RJ - UCF	2	25	154	6.16	2	48	77.00
9	Donaldson, CJ - WVU	2	31	137	4.42	1	17	68.50
10	Shough, Tyler - TTU	2	38	137	3.61	1	58	68.50

**RUSHING TDS** (Minimum 10 Rushing Attempts/Game)

#	Player	G	Att.	Yds	Avg.	TD	Lg	Avg/g
1	Smith, Donovan - UH	2	29	88	3.03	3	22	44.00
2	Sanders, Trey - TCU	2	20	59	2.95	3	7	29.50
3	Harvey, RJ - UCF	2	25	154	6.16	2	48	77.00
4	Jones, Emory - UC	2	20	43	2.15	2	12	21.50
5	Walker, Tawee - OU	2	29	161	5.55	2	30	80.50
6	Neal, Devin - KU	2	23	214	9.30	2	48	107.00
7	Shough, Tyler - TTU	2	38	137	3.61	1	58	68.50
8	Brooks, Jonathon - UT	2	26	109	4.19	1	18	54.50
9	Kiner, Corey - UC	2	33	258	7.82	1	68	129.00
10	Greene, Garrett - WVU	2	20	104	5.20	1	18	52.00



**2023-24 Big 12 Football**  
**Extended Individual Statistics**  
**All games**

**PASSING Avg/GAME** (Minimum Games Played Pct. 75%)

#	Player	G	Comp-att-int	Yds	TD	Avg/g
1	Shough, Tyler - TTU	2	55-87-4	620	6	310.00
2	Ewers, Quinn - UT	2	43-68-0	609	6	304.50
3	Plumlee, John Rhys - UCF	2	38-54-4	553	3	276.50
4	Howard, Will - KState	2	39-58-2	547	5	273.50
5	Morris, Chandler - TCU	2	50-72-2	542	4	271.00
6	Smith, Donovan - UH	2	46-76-1	493	4	246.50
7	Slovis, Kedon - BYU	2	42-65-1	493	4	246.50
8	Gabriel, Dillon - OU	2	38-49-0	484	6	242.00
9	Jones, Emory - UC	2	37-49-1	470	7	235.00
10	Greene, Garrett - WVU	2	26-45-0	402	4	201.00

**PASSING YARDS**

#	Player	G	Comp-att-int	Yds	TD	Avg/g
1	Shough, Tyler - TTU	2	55-87-4	620	6	310.00
2	Ewers, Quinn - UT	2	43-68-0	609	6	304.50
3	Plumlee, John Rhys - UCF	2	38-54-4	553	3	276.50
4	Howard, Will - KState	2	39-58-2	547	5	273.50
5	Morris, Chandler - TCU	2	50-72-2	542	4	271.00
6	Smith, Donovan - UH	2	46-76-1	493	4	246.50
7	Slovis, Kedon - BYU	2	42-65-1	493	4	246.50
8	Gabriel, Dillon - OU	2	38-49-0	484	6	242.00
9	Jones, Emory - UC	2	37-49-1	470	7	235.00
10	Greene, Garrett - WVU	2	26-45-0	402	4	201.00

**PASS EFFICIENCY** (Minimum 15 Total Passes/Game, Games Played Pct. 75%)

#	Player	G	Comp-att-int	Yds	TD	Eff
1	Gabriel, Dillon - OU	2	38-49-0	484	6	200.93
2	Jones, Emory - UC	2	37-49-1	470	7	199.14
3	Howard, Will - KState	2	39-58-2	547	5	168.01
4	Ewers, Quinn - UT	2	43-68-0	609	6	167.58
5	Greene, Garrett - WVU	2	26-45-0	402	4	162.15
6	Plumlee, John Rhys - UCF	2	38-54-4	553	3	159.91
7	Slovis, Kedon - BYU	2	42-65-1	493	4	145.56
8	Morris, Chandler - TCU	2	50-72-2	542	4	145.46
9	Shough, Tyler - TTU	2	55-87-4	620	6	136.64
10	Smith, Donovan - UH	2	46-76-1	493	4	129.75

**PASS ATTEMPTS**

#	Player	G	Comp-att-int	Yds	TD	Avg/g
1	Shough, Tyler - TTU	2	55-87-4	620	6	310.00
2	Smith, Donovan - UH	2	46-76-1	493	4	246.50
3	Morris, Chandler - TCU	2	50-72-2	542	4	271.00
4	Ewers, Quinn - UT	2	43-68-0	609	6	304.50
5	Slovis, Kedon - BYU	2	42-65-1	493	4	246.50
6	Howard, Will - KState	2	39-58-2	547	5	273.50
7	Becht, Rocco - IowaSt	2	33-57-1	316	3	158.00
8	Plumlee, John Rhys - UCF	2	38-54-4	553	3	276.50
9	Gabriel, Dillon - OU	2	38-49-0	484	6	242.00
10	Jones, Emory - UC	2	37-49-1	470	7	235.00

**PASS YDS/COMP.** (Minimum 15 Total Passes/Game, Games Played Pct. 75%)

#	Player	G	Comp-att-int	Yds	TD	Avg/c
1	Robertson, Sawyer - Baylor	2	18-40-3	331	0	18.39
2	Greene, Garrett - WVU	2	26-45-0	402	4	15.46
3	Plumlee, John Rhys - UCF	2	38-54-4	553	3	14.55
4	Ewers, Quinn - UT	2	43-68-0	609	6	14.16
5	Howard, Will - KState	2	39-58-2	547	5	14.03
6	Gabriel, Dillon - OU	2	38-49-0	484	6	12.74
7	Jones, Emory - UC	2	37-49-1	470	7	12.70
8	Slovis, Kedon - BYU	2	42-65-1	493	4	11.74
9	Shough, Tyler - TTU	2	55-87-4	620	6	11.27
10	Morris, Chandler - TCU	2	50-72-2	542	4	10.84

**PASS COMPLETIONS**

#	Player	G	Comp-att-int	Yds	TD	Avg/g
1	Shough, Tyler - TTU	2	55-87-4	620	6	310.00
2	Morris, Chandler - TCU	2	50-72-2	542	4	271.00
3	Smith, Donovan - UH	2	46-76-1	493	4	246.50
4	Ewers, Quinn - UT	2	43-68-0	609	6	304.50
5	Slovis, Kedon - BYU	2	42-65-1	493	4	246.50
6	Howard, Will - KState	2	39-58-2	547	5	273.50
7	Plumlee, John Rhys - UCF	2	38-54-4	553	3	276.50
8	Gabriel, Dillon - OU	2	38-49-0	484	6	242.00
9	Jones, Emory - UC	2	37-49-1	470	7	235.00
10	Becht, Rocco - IowaSt	2	33-57-1	316	3	158.00

**PASS YDS/ATT** (Minimum 15 Total Passes/Game, Games Played Pct. 75%)

#	Player	G	Comp-att-int	Yds	TD	Avg/a
1	Plumlee, John Rhys - UCF	2	38-54-4	553	3	10.24
2	Gabriel, Dillon - OU	2	38-49-0	484	6	9.88
3	Jones, Emory - UC	2	37-49-1	470	7	9.59
4	Howard, Will - KState	2	39-58-2	547	5	9.43
5	Ewers, Quinn - UT	2	43-68-0	609	6	8.96
6	Greene, Garrett - WVU	2	26-45-0	402	4	8.93
7	Robertson, Sawyer - Baylor	2	18-40-3	331	0	8.28
8	Slovis, Kedon - BYU	2	42-65-1	493	4	7.58
9	Morris, Chandler - TCU	2	50-72-2	542	4	7.53
10	Shough, Tyler - TTU	2	55-87-4	620	6	7.13

**PASSING TDS**

#	Player	G	Comp-att-int	Yds	TD	Avg/g
1	Jones, Emory - UC	2	37-49-1	470	7	235.00
2	Gabriel, Dillon - OU	2	38-49-0	484	6	242.00
3	Shough, Tyler - TTU	2	55-87-4	620	6	310.00
4	Ewers, Quinn - UT	2	43-68-0	609	6	304.50
5	Howard, Will - KState	2	39-58-2	547	5	273.50
6	Slovis, Kedon - BYU	2	42-65-1	493	4	246.50
7	Smith, Donovan - UH	2	46-76-1	493	4	246.50
8	Greene, Garrett - WVU	2	26-45-0	402	4	201.00
9	Morris, Chandler - TCU	2	50-72-2	542	4	271.00
10	Plumlee, John Rhys - UCF	2	38-54-4	553	3	276.50





**2023-24 Big 12 Football**  
**Extended Individual Statistics**  
**All games**

**PASS COMP. PCT** (Minimum 15 Total Passes/Game, Games Played Pct. 75%)

#	Player	G	Comp	att-int	Yds	TD	Pct.
1	Gabriel, Dillon - OU	2	38	49-0	484	6	77.55
2	Jones, Emory - UC	2	37	49-1	470	7	75.51
3	Plumlee, John Rhys - UCF	2	38	54-4	553	3	70.37
4	Morris, Chandler - TCU	2	50	72-2	542	4	69.44
5	Howard, Will - KState	2	39	58-2	547	5	67.24
6	Slovis, Kedon - BYU	2	42	65-1	493	4	64.62
7	Ewers, Quinn - UT	2	43	68-0	609	6	63.24
8	Shough, Tyler - TTU	2	55	87-4	620	6	63.22
9	Smith, Donovan - UH	2	46	76-1	493	4	60.53
10	Bowman, Alan - OSU	2	24	40-0	193	0	60.00

**PASS INTERCEPTIONS**

#	Player	G	Comp	att-int	Yds	TD	Avg/g
1	Shough, Tyler - TTU	2	55	87-4	620	6	310.00
2	Plumlee, John Rhys - UCF	2	38	54-4	553	3	276.50
3	Robertson, Sawyer - Baylor	2	18	40-3	331	0	165.50
4	Morris, Chandler - TCU	2	50	72-2	542	4	271.00
5	Howard, Will - KState	2	39	58-2	547	5	273.50
6	Smith, Donovan - UH	2	46	76-1	493	4	246.50
7	Becht, Rocco - IowaSt	2	33	57-1	316	3	158.00
8	Daniels, Jalon - KU	1	21	29-1	277	2	277.00
9	Jones, Emory - UC	2	37	49-1	470	7	235.00
10	Slovis, Kedon - BYU	2	42	65-1	493	4	246.50

**RECEPTIONS/GAME** (Minimum Games Played Pct. 75%)

#	Player	G	No.	Yds	TD	Lg	Yds/g	Rec/g
1	Brown, Samuel - UH	2	15	244	0	52	122.00	7.50
2	Brooks, Phillip - KState	2	13	134	1	39	67.00	6.50
3	Bradley, Jerand - TTU	2	13	171	2	34	85.50	6.50
4	Noel, Jaylin - IowaSt	2	12	56	0	11	28.00	6.00
5	Worthy, Xavier - UT	2	12	165	1	44	82.50	6.00
6	Roberts, Chase - BYU	2	11	126	1	39	63.00	5.50
7	Stribling, De'Zhaun - OSU	2	11	138	1	30	69.00	5.50
8	Price, Myles - TTU	2	10	96	2	33	48.00	5.00
9	Anthony, Andrej - OU	2	10	142	1	45	71.00	5.00
10	Presley, Brennan - OSU	2	10	78	2	28	39.00	5.00

**RECEPTION TDS**

#	Player	G	No.	Yds	TD	Long	Avg/c	Yds/g
1	Mitchell, Adonai - UT	2	6	104	3	39	17.33	52.00
2	Golden, Matthew - UH	2	9	96	3	39	10.67	48.00
3	Clement, Hudson - WVU	2	5	177	3	70	35.40	88.50
4	Bradley, Jerand - TTU	2	13	171	2	34	13.15	85.50
5	Singleton, Payten - UC	2	5	25	2	12	5.00	12.50
6	Presley, Brennan - OSU	2	10	78	2	28	7.80	39.00
7	Jackson, Jadon - KState	2	6	115	2	40	19.17	57.50
8	Smith, Braden - UC	2	9	131	2	48	14.56	65.50
9	Dabney, Drake - Baylor	2	7	136	2	53	19.43	68.00
10	Price, Myles - TTU	2	10	96	2	33	9.60	48.00

**RECEIVE YDS/GAME** (Minimum Games Played Pct. 75%)

#	Player	G	No.	Yds	TD	Long	Avg/c	Yds/g
1	Brown, Samuel - UH	2	15	244	0	52	16.27	122.00
2	Hudson, Kobe - UCF	2	9	178	0	53	19.78	89.00
3	Clement, Hudson - WVU	2	5	177	3	70	35.40	88.50
4	Bradley, Jerand - TTU	2	13	171	2	34	13.15	85.50
5	Arnold, Lawrence - KU	2	9	166	0	52	18.44	83.00
6	Worthy, Xavier - UT	2	12	165	1	44	13.75	82.50
7	Henderson, Xzavier - UC	2	8	159	1	49	19.88	79.50
8	Sanders, Ja'Tavion - UT	2	7	158	1	50	22.57	79.00
9	Presley, Hal - Baylor	2	8	155	0	47	19.38	77.50
10	Garcia II, RJ - KState	2	8	150	1	44	18.75	75.00

**YARDS PER CATCH** (Minimum 2 Receptions/Game, Games Played Pct. 75%)

#	Player	G	No.	Yds	TD	Long	Avg/c	Yds/g
1	Clement, Hudson - WVU	2	5	177	3	70	35.40	88.50
2	Wiggins, Dee - UC	2	4	91	1	39	22.75	45.50
3	Sanders, Ja'Tavion - UT	2	7	158	1	50	22.57	79.00
4	Rex, Isaac - BYU	2	6	127	1	65	21.17	63.50
5	Henderson, Xzavier - UC	2	8	159	1	49	19.88	79.50
6	Hudson, Kobe - UCF	2	9	178	0	53	19.78	89.00
7	Dabney, Drake - Baylor	2	7	136	2	53	19.43	68.00
8	Presley, Hal - Baylor	2	8	155	0	47	19.38	77.50
9	Jackson, Jadon - KState	2	6	115	2	40	19.17	57.50
10	Garcia II, RJ - KState	2	8	150	1	44	18.75	75.00

**RECEPTIONS**

#	Player	G	No.	Yds	TD	Long	Avg/c	Yds/g
1	Brown, Samuel - UH	2	15	244	0	52	16.27	122.00
2	Brooks, Phillip - KState	2	13	134	1	39	10.31	67.00
3	Bradley, Jerand - TTU	2	13	171	2	34	13.15	85.50
4	Noel, Jaylin - IowaSt	2	12	56	0	11	4.67	28.00
5	Worthy, Xavier - UT	2	12	165	1	44	13.75	82.50
6	Roberts, Chase - BYU	2	11	126	1	39	11.45	63.00
7	Stribling, De'Zhaun - OSU	2	11	138	1	30	12.55	69.00
8	Presley, Brennan - OSU	2	10	78	2	28	7.80	39.00
9	Anthony, Andrej - OU	2	10	142	1	45	14.20	71.00
10	Price, Myles - TTU	2	10	96	2	33	9.60	48.00

**RECEPTION YARDS**

#	Player	G	No.	Yds	TD	Long	Avg/c	Yds/g
1	Brown, Samuel - UH	2	15	244	0	52	16.27	122.00
2	Hudson, Kobe - UCF	2	9	178	0	53	19.78	89.00
3	Clement, Hudson - WVU	2	5	177	3	70	35.40	88.50
4	Bradley, Jerand - TTU	2	13	171	2	34	13.15	85.50
5	Arnold, Lawrence - KU	2	9	166	0	52	18.44	83.00
6	Worthy, Xavier - UT	2	12	165	1	44	13.75	82.50
7	Henderson, Xzavier - UC	2	8	159	1	49	19.88	79.50
8	Sanders, Ja'Tavion - UT	2	7	158	1	50	22.57	79.00
9	Presley, Hal - Baylor	2	8	155	0	47	19.38	77.50
10	Garcia II, RJ - KState	2	8	150	1	44	18.75	75.00



**2023-24 Big 12 Football**  
**Extended Individual Statistics**  
**All games**

**PUNTING** (Minimum 3.6 Punts/Game, Games Played Pct. 75%)

#	Player	G	No.	Yds	Lg	I20	50+	TB	Avg.
1	Perkins, Tyler - IowaSt	2	14	740	70	5	8	4	52.86
2	Rehkow, Ryan - BYU	2	13	665	65	6	8	1	51.15
3	Wilkins, Laine - UH	2	8	378	66	4	3	2	47.25

**PATS KICKS MADE**

#	Player	G	Made	Att.	Pct.
1	Schmit, Zach - OU	2	12	12	100.00
2	Brown, Carter - UC	2	12	12	100.00
3	Kell, Griffin - TCU	2	11	11	100.00
4	Tennant, Chris - KState	2	11	11	100.00
5	Keller, Seth - KU	2	9	9	100.00
6	Boomer, Colton - UCF	2	8	8	100.00
7	Auburn, Bert - UT	2	8	8	100.00
8	Ferrin, Will - BYU	2	7	8	87.50
9	Hayes, Michael - WVU	2	7	7	100.00
10	Martin, Jack - UH	2	7	7	100.00

**NUMBER OF PUNTS**

#	Player	G	No.	Yds	Lg	I20	50+	TB	Avg.
1	Perkins, Tyler - IowaSt	2	14	740	70	5	8	4	52.86
2	Rehkow, Ryan - BYU	2	13	665	65	6	8	1	51.15
3	Wilkins, Laine - UH	2	8	378	66	4	3	2	47.25
4	Blumer, Jack - KState	2	7	278	52	5	1	1	39.71
5	Fletcher, Mason - UC	2	6	243	47	3	0	0	40.50
6	McNamara, Austin - TTU	2	6	288	54	3	4	1	48.00
7	Williams, Palmer - Baylor	2	6	267	51	1	2	0	44.50
8	Sandy, Jordy - TCU	2	5	221	49	2	0	0	44.20
9	Sanborn, Ryan - UT	2	5	239	56	2	1	0	47.80
10	Straw, Oliver - WVU	2	5	222	52	3	2	0	44.40

**FIELD GOALS** (Minimum Games Played Pct. 75%)

#	Player	G	Made	Att.	Long	Pct.	FG/G.
1	Hankins, Isaiah - Baylor	2	5	7	53	71.43	2.50
2	Auburn, Bert - UT	2	5	7	49	71.43	2.50
3	Keller, Seth - KU	2	4	4	41	100.00	2.00
4	Boomer, Colton - UCF	2	4	4	55	100.00	2.00
5	Hale, Alex - OSU	2	4	5	52	80.00	2.00
6	Garcia, Gino - TTU	2	3	7	54	42.86	1.50
7	Contreras, Chase - IowaSt	2	3	4	56	75.00	1.50
8	Brown, Carter - UC	2	3	3	47	100.00	1.50
9	Kell, Griffin - TCU	2	2	3	57	66.67	1.00
10	Tennant, Chris - KState	2	1	1	51	100.00	0.50

**YARDS PUNTED**

#	Player	G	No.	Yds	Lg	I20	50+	TB	Avg.
1	Perkins, Tyler - IowaSt	2	14	740	70	5	8	4	52.86
2	Rehkow, Ryan - BYU	2	13	665	65	6	8	1	51.15
3	Wilkins, Laine - UH	2	8	378	66	4	3	2	47.25
4	McNamara, Austin - TTU	2	6	288	54	3	4	1	48.00
5	Blumer, Jack - KState	2	7	278	52	5	1	1	39.71
6	Williams, Palmer - Baylor	2	6	267	51	1	2	0	44.50
7	Fletcher, Mason - UC	2	6	243	47	3	0	0	40.50
8	Sanborn, Ryan - UT	2	5	239	56	2	1	0	47.80
9	Pahl, Wes - OSU	2	5	228	60	2	2	1	45.60
10	Straw, Oliver - WVU	2	5	222	52	3	2	0	44.40

**FIELD GOAL PCT** (Minimum Games Played Pct. 75%)

#	Player	G	Made	Att.	Long	Pct.
1	Tennant, Chris - KState	2	1	1	51	100.00
2	Keller, Seth - KU	2	4	4	41	100.00
3	Schmit, Zach - OU	2	1	1	21	100.00
4	Boomer, Colton - UCF	2	4	4	55	100.00
5	Brown, Carter - UC	2	3	3	47	100.00
6	Hale, Alex - OSU	2	4	5	52	80.00
7	Contreras, Chase - IowaSt	2	3	4	56	75.00
8	Hankins, Isaiah - Baylor	2	5	7	53	71.43
9	Auburn, Bert - UT	2	5	7	49	71.43
10	Kell, Griffin - TCU	2	2	3	57	66.67

**PAT KICKING PCT** (Minimum Games Played Pct. 75%)

#	Player	G	Made	Att.	Pct.
1	Kell, Griffin - TCU	2	11	11	100.00
2	Keller, Seth - KU	2	9	9	100.00
3	Hale, Alex - OSU	2	6	6	100.00
4	Schmit, Zach - OU	2	12	12	100.00
5	Contreras, Chase - IowaSt	2	4	4	100.00
6	Garcia, Gino - TTU	2	6	6	100.00
7	Tennant, Chris - KState	2	11	11	100.00
8	Martin, Jack - UH	2	7	7	100.00
9	Hankins, Isaiah - Baylor	2	3	3	100.00
10	Auburn, Bert - UT	2	8	8	100.00

**FIELD GOALS ATTEMPTED**

#	Player	G	Made	Att.	Long	Pct.
1	Auburn, Bert - UT	2	5	7	49	71.43
2	Garcia, Gino - TTU	2	3	7	54	42.86
3	Hankins, Isaiah - Baylor	2	5	7	53	71.43
4	Hale, Alex - OSU	2	4	5	52	80.00
5	Contreras, Chase - IowaSt	2	3	4	56	75.00
6	Boomer, Colton - UCF	2	4	4	55	100.00
7	Keller, Seth - KU	2	4	4	41	100.00
8	Brown, Carter - UC	2	3	3	47	100.00
9	Kell, Griffin - TCU	2	2	3	57	66.67
10	Martin, Jack - UH	2	1	2	31	50.00



**2023-24 Big 12 Football**  
**Extended Individual Statistics**  
**All games**

**PAT KICKING ATTEMPTS**

#	Player	G	Made	Att.	Pct.
1	Schmit, Zach - OU	2	12	12	100.00
2	Brown, Carter - UC	2	12	12	100.00
3	Tennant, Chris - KState	2	11	11	100.00
4	Kell, Griffin - TCU	2	11	11	100.00
5	Keller, Seth - KU	2	9	9	100.00
6	Ferrin, Will - BYU	2	7	8	87.50
7	Boomer, Colton - UCF	2	8	8	100.00
8	Auburn, Bert - UT	2	8	8	100.00
9	Hayes, Michael - WVU	2	7	7	100.00
10	Martin, Jack - UH	2	7	7	100.00

**FIELD GOALS MADE**

#	Player	G	Made	Att.	Long	Pct.
1	Hankins, Isaiah - Baylor	2	5	7	53	71.43
2	Auburn, Bert - UT	2	5	7	49	71.43
3	Keller, Seth - KU	2	4	4	41	100.00
4	Boomer, Colton - UCF	2	4	4	55	100.00
5	Hale, Alex - OSU	2	4	5	52	80.00
6	Garcia, Gino - TTU	2	3	7	54	42.86
7	Contreras, Chase - IowaSt	2	3	4	56	75.00
8	Brown, Carter - UC	2	3	3	47	100.00
9	Kell, Griffin - TCU	2	2	3	57	66.67
10	Tennant, Chris - KState	2	1	1	51	100.00

**PUNT RETURN AVG** (Minimum Games Played Pct. 75%)

#	Player	G	No.	Yds	TD	Long	Avg/g
1	Freeman, Gavin - OU	2	3	97	1	82	32.33
2	Fleming, Malik - UH	2	3	72	0	48	24.00
3	Worthy, Xavier - UT	2	1	21	0	21	21.00

**KICK RETURN AVG** (Minimum Games Played Pct. 75%)

#	Player	G	No.	Yds	TD	Long	Avg/g
1	Townsend, Xavier - UCF	2	1	34	0	34	34.00
2	Everhart, Major - TCU	2	6	187	0	86	31.17
3	McCray, Drae - TTU	2	1	31	0	31	31.00

**PUNT RETURNS** (Minimum 1.2 Punt Returns/Game)

#	Player	G	No.	Yds	TD	Long	Avg/g
1	Nyberg, Hobbs - BYU	2	6	22	0	14	3.67
2	Noel, Jaylin - IowaSt	2	5	56	0	39	11.20
3	Smith, Braden - UC	2	5	27	0	11	5.40
4	Fox, Preston - WVU	2	4	45	0	16	11.25
5	Fleming, Malik - UH	2	3	72	0	48	24.00
6	Earle, Jojo - TCU	2	3	38	0	30	12.67
7	Freeman, Gavin - OU	2	3	97	1	82	32.33
8	Brooks, Phillip - KState	2	3	37	0	29	12.33

**KICK RETURNS** (Minimum 1.2 Total Kick Returns/Game)

#	Player	G	No.	Yds	TD	Long	Avg/g
1	Gordon Jr., Corey - Baylor	2	9	197	0	36	21.89
2	Everhart, Major - TCU	2	6	187	0	86	31.17
3	Wilson, Trevor - KU	2	4	102	0	34	25.50
4	Kingston, Parker - BYU	2	4	108	0	41	27.00
5	Brooks, Phillip - KState	2	3	78	0	33	26.00

**PUNT RETURN YARDS**

#	Player	G	No.	Yds	TD	Long	Avg/g
1	Freeman, Gavin - OU	2	3	97	1	82	32.33
2	Fleming, Malik - UH	2	3	72	0	48	24.00
3	Noel, Jaylin - IowaSt	2	5	56	0	39	11.20
4	Fox, Preston - WVU	2	4	45	0	16	11.25
5	Price, Myles - TTU	2	2	41	0	33	20.50
6	Earle, Jojo - TCU	2	3	38	0	30	12.67
7	Brooks, Phillip - KState	2	3	37	0	29	12.33
8	Smith, Braden - UC	2	5	27	0	11	5.40
9	Nowell, Blake - TCU	2	0	24	1	24	0.00
10	Nyberg, Hobbs - BYU	2	6	22	0	14	3.67

**KICK RETURN YARDS**

#	Player	G	No.	Yds	TD	Long	Avg/g
1	Gordon Jr., Corey - Baylor	2	9	197	0	36	21.89
2	Everhart, Major - TCU	2	6	187	0	86	31.17
3	Kingston, Parker - BYU	2	4	108	0	41	27.00
4	Wilson, Trevor - KU	2	4	102	0	34	25.50
5	Brooks, Phillip - KState	2	3	78	0	33	26.00
6	Brown, Jordan - TTU	2	2	45	0	28	22.50
7	Henderson, Xzavier - UC	2	2	41	0	26	20.50
8	Robinson, Keilan - UT	2	2	35	0	22	17.50
9	Townsend, Xavier - UCF	2	1	34	0	34	34.00
10	McCray, Drae - TTU	2	1	31	0	31	31.00

**PUNT RETURN TDS**

#	Player	G	No.	Yds	TD	Long	Avg/g
1	Freeman, Gavin - OU	2	3	97	1	82	32.33
2	Nowell, Blake - TCU	2	0	24	1	24	0.00

**KICK RETURN TDS**

#	Player	G	No.	Yds	TD	Long	Avg/g

**INTERCEPTIONS** (Minimum Games Played Pct. 75%)

#	Player	G	No.	Yds	TD	Long	Avg/g
1	Cooper, Jeremiah - IowaSt	2	3	88	1	58	1.50
2	Fleming, Malik - UH	2	2	19	0	19	1.00
3	Lassiter, Kwinton - KU	2	2	3	0	3	1.00
4	Robinson, Jakob - BYU	2	2	0	0	0	1.00
5	Garrett, Camden - BYU	2	1	0	0	0	0.50
6	Harris, Justin - UC	2	1	0	0	0	0.50
7	Thompson, Jerrin - UT	2	1	32	0	32	0.50
8	Heckard, Eddie - BYU	2	1	0	0	0	0.50
9	Thornton, Corey - UCF	2	1	1	0	1	0.50
10	Ford, Jaylan - UT	2	1	0	0	0	0.50

**INTERCEPTION RETURNS**

#	Player	G	No.	Yds	TD	Long	Yds/i
1	Cooper, Jeremiah - IowaSt	2	3	88	1	58	29.33
2	Fleming, Malik - UH	2	2	19	0	19	9.50
3	Lassiter, Kwinton - KU	2	2	3	0	3	1.50
4	Robinson, Jakob - BYU	2	2	0	0	0	0.00
5	Garrett, Camden - BYU	2	1	0	0	0	0.00
6	Harris, Justin - UC	2	1	0	0	0	0.00
7	Thompson, Jerrin - UT	2	1	32	0	32	32.00
8	Heckard, Eddie - BYU	2	1	0	0	0	0.00
9	Thornton, Corey - UCF	2	1	1	0	1	1.00
10	Ford, Jaylan - UT	2	1	0	0	0	0.00



2023-24 Big 12 Football  
Extended Individual Statistics  
All games

INTERCEPTION RET YARDS

#	Player	G	No.	Yds	TD	Long	Yds/i
1	Cooper, Jeremiah - IowaSt	2	3	88	1	58	29.33
2	Wilcox, Avery - WVU	2	1	34	0	34	34.00
3	Thompson, Jerrin - UT	2	1	32	0	32	32.00
4	Fleming, Malik - UH	2	2	19	0	19	9.50
5	Barron, Jahdae - UT	2	1	16	0	16	16.00
6	Lee III, Will - KState	2	1	11	0	11	11.00
7	Bryant, Cobee - KU	2	1	9	0	9	9.00
8	Threats, Bryon - UC	2	1	6	0	6	6.00
9	Harrington, Justin - OU	2	1	5	0	5	5.00
10	Jordan, Kyler - Baylor	2	1	3	0	3	3.00

INTERCEPTION RETURN TDS

#	Player	G	No.	Yds	TD	Long	Yds/i
1	Cooper, Jeremiah - IowaSt	2	3	88	1	58	29.33



## 2023-24 Big 12 Football Extended Individual Statistics All games

### TACKLES (All positions) (Minimum Games Played Pct. 75%)

#	Player	G	Pos	Solo	Ast	Total	Avg/g
1	Stutsman, Danny - OU	2	LB	8	13	21	10.50
2	Pierre, Jesiah - TTU	2	LB	13	7	20	10.00
3	Taylor-Demerson, Dadrion - TTU	2	DB	16	1	17	8.50
4	Freyler, Beau - IowaSt	2	DB	9	8	17	8.50
5	Bywater, Ben - BYU	2	LB	4	12	16	8.00
6	Kpogba, Lee - WVU	2	LB	9	6	15	7.50
7	Daniels, Kendal - OSU	2	S	10	5	15	7.50
8	Obiazor, Namdi - TCU	2	LB	6	9	15	7.50
9	Hodges, Johnny - TCU	2	LB	7	7	14	7.00
10	Jones, Matt - Baylor	2	LB	9	5	14	7.00
11	Celiscar, Josh - UCF	2	DL	8	6	14	7.00
12	Tooley, Max - BYU	2	LB	8	6	14	7.00
13	Yates, Walter - UCF	2	LB	7	6	13	6.50
14	Robinson, Malik - UH	2	LB	5	8	13	6.50
15	Martin, Nickolas - OSU	2	LB	8	5	13	6.50
16	Smith Jr., Mike - Baylor	2	LB	9	4	13	6.50
17	Roberts, Ben - TTU	2	LB	6	7	13	6.50
18	Clark, Bud - TCU	2	S	5	7	12	6.00
19	Purchase, Myles - IowaSt	2	DB	8	4	12	6.00
20	Hunter, Lee - UCF	2	DL	8	4	12	6.00
21	Gbenda, David - UT	2	LB	6	6	12	6.00
22	Lewis, Kip - OU	2	LB	4	8	12	6.00
23	Hogan, Alex - UH	2	DB	11	1	12	6.00
24	Moore, Austin - KState	2	LB	8	4	12	6.00
25	Hodge, Jamoi - TCU	2	LB	7	4	11	5.50
26	Rawls, Lyrik - OSU	2	S	7	4	11	5.50
27	Lee III, Will - KState	2	CB	9	2	11	5.50
28	Ceaser, Nelson - UH	2	DL	7	4	11	5.50
29	Haulcy, A.J. - UH	2	DB	6	5	11	5.50
30	Pace, Deshawn - UC	2	LB	6	5	11	5.50
31	Bobby, Devyn - Baylor	2	S	5	6	11	5.50
32	Onyedim, Tyler - IowaSt	2	DL	4	7	11	5.50
33	Johnson, Jason - UCF	2	LB	6	5	11	5.50
34	Ward, Taj - UC	2	DB	6	4	10	5.00
35	Grzesiak, Daniel - UC	2	LB	6	4	10	5.00
36	Oliver, Collin - OSU	2	LB	6	4	10	5.00
37	Ford, Jaylan - UT	2	LB	3	7	10	5.00
38	Hatcher, Hayden - KU	2	DE	2	8	10	5.00
39	Logan Jr., Kenny - KU	2	S	4	6	10	5.00
40	Brown, JB - KU	2	LB	5	5	10	5.00
41	Cooper, Jeremiah - IowaSt	2	DB	4	6	10	5.00
42	Dingle, Jack - UC	2	LB	5	4	9	4.50
43	Gordon Jr., Corey - Baylor	2	S	5	4	9	4.50
44	Lathan, Trey - WVU	2	LB	4	5	9	4.50
45	Threats, Bryon - UC	2	S	5	4	9	4.50
46	Verdon, Malik - IowaSt	2	DB	6	3	9	4.50
47	Bartlett, Jared - WVU	2	LB	5	4	9	4.50
48	Latu, Nathan - OSU	2	DE	4	5	9	4.50
49	Slade, Ethan - BYU	2	DB	4	5	9	4.50
50	Benson, Xavier - OSU	2	LB	5	4	9	4.50

### SACKS (Minimum Games Played Pct. 75%)

#	Player	G	Pos	Solo	Ast	Total	Avg/g
1	Ceaser, Nelson - UH	2	DL	3	0	3	1.50
2	Robinson, Jereme - KU	2	DE	3	0	3	1.50
3	Duke, Khalid - KState	2	LB	3	0	3	1.50
4	Durojaiye, Tomiwa - WVU	2	DL	2	1	2.5	1.25
5	Booker, Austin - KU	2	DL	2	0	2	1.00
6	Martin, Nickolas - OSU	2	LB	2	0	2	1.00
7	Lawrence, Malachi - UCF	2	DL	2	0	2	1.00
8	Phillips, Eric - UC	2	DE	2	0	2	1.00
9	Matlack, Nate - KState	2	DE	2	0	2	1.00
10	Bacon, Caleb - IowaSt	2	LB	2	0	2	1.00

### TACKLES FOR LOSS (Minimum 1.25 Total Tackles For Loss/Game, Games Played Pct. 75%)

#	Player	G	Pos	Solo	Ast	Total	Avg/g
1	Moore, Austin - KState	2	LB	4	2	5	2.50
2	Morris-Brash, Tre'mon - UCF	2	DL	4	1	4.5	2.25
3	Duke, Khalid - KState	2	LB	4	0	4	2.00
4	Ceaser, Nelson - UH	2	DL	4	0	4	2.00
5	Purchase, Myles - IowaSt	2	DB	3	0	3	1.50
6	Martin, Nickolas - OSU	2	LB	3	0	3	1.50
7	Phillips, Eric - UC	2	DE	3	0	3	1.50
8	Robinson, Jereme - KU	2	DE	3	0	3	1.50
9	Brown, JB - KU	2	LB	3	0	3	1.50
10	Matlack, Nate - KState	2	DE	3	0	3	1.50
11	Burke, Ethan - UT	2	DL	3	0	3	1.50
12	Stutsman, Danny - OU	2	LB	1	3	2.5	1.25
13	Onyedim, Tyler - IowaSt	2	DL	2	1	2.5	1.25
14	Grzesiak, Daniel - UC	2	LB	2	1	2.5	1.25
15	Durojaiye, Tomiwa - WVU	2	DL	2	1	2.5	1.25
16	Roberts, Ben - TTU	2	LB	1	3	2.5	1.25
17	Hatcher, Hayden - KU	2	DE	1	3	2.5	1.25
18	Franklin, TJ - Baylor	2	DL	2	1	2.5	1.25

### FUMBLES FORCED (Minimum Games Played Pct. 75%)

#	Player	G	No.	Avg/g
1	Lawrence, Key - OU	2	1	0.50
2	Bradford, Millard - TCU	2	1	0.50
3	Ward, Taj - UC	2	1	0.50
4	Phillips, Eric - UC	2	1	0.50
5	Grzesiak, Daniel - UC	2	1	0.50
6	Black, Korie - OSU	2	1	0.50
7	Mott, Brendan - KState	2	1	0.50
8	Ledet, Quincy - TTU	2	1	0.50
9	Hamilton, Isaiah - UH	2	1	0.50
10	Duke, Khalid - KState	2	1	0.50

### FUMBLES RECOVERED (Minimum Games Played Pct. 75%)

#	Player	G	No.	Avg/g
1	Linton, Steve - TTU	2	1	0.50
2	Bradford, Millard - TCU	2	1	0.50
3	Bush, Jett - UT	2	1	0.50
4	Ward, Taj - UC	2	1	0.50
5	Robinson, Malik - UH	2	1	0.50
6	Grzesiak, Daniel - UC	2	1	0.50
7	Walker, Kani - OU	2	1	0.50
8	Daniels, Kendal - OSU	2	1	0.50
9	Stutsman, Danny - OU	2	1	0.50
10	Jackson, Bryson - Baylor	2	1	0.50

### PASSES DEFENDED (Minimum Games Played Pct. 75%)

#	Player	G	Brup	Int.	Total	Avg/g
1	Harris, Justin - UC	2	5	1	6	3.00
2	Cooper, Jeremiah - IowaSt	2	1	3	4	2.00
3	Thornton, Corey - UCF	2	3	1	4	2.00
4	Newton, Josh - TCU	2	3	0	3	1.50
5	Parrish, Jacob - KState	2	3	0	3	1.50
6	Robinson, Jakob - BYU	2	1	2	3	1.50
7	Bishop Jr., Beanie - WVU	2	2	1	3	1.50
8	Fleming, Malik - UH	2	0	2	2	1.00
9	Garrett, Kamden - BYU	2	1	1	2	1.00
10	Hogan, Alex - UH	2	2	0	2	1.00





**2023-24 Big 12 Football  
Extended Team Leaders  
All games**

**SCORING OFFENSE**

Team	G	TD	FG	XPT	2XP	DXP	Saf	Pts	Avg/G
Oklahoma	2	14	1	14	0	0	0	101	50.5
Cincinnati	2	12	3	12	0	0	0	93	46.5
Kansas St.	2	12	1	12	0	0	0	87	43.5
TCU	2	11	2	11	0	0	0	83	41.5
Kansas	2	10	4	10	0	0	0	82	41
UCF	2	9	4	8	0	0	0	74	37
West Virginia	2	10	0	9	1	0	0	71	35.5
Texas	2	8	5	8	0	0	0	71	35.5
Texas Tech	2	8	3	6	0	0	0	63	31.5
Houston	2	8	1	7	0	0	0	58	29
BYU	2	8	0	7	0	0	0	55	27.5
Oklahoma St.	2	6	4	6	0	0	0	54	27
Baylor	2	4	5	3	1	0	0	44	22
Iowa St.	2	5	3	4	0	0	0	43	21.5

**TOTAL DEFENSE**

Team	G	Rush	Pass	Plays	Yards	Avg/P	TD	Avg/G
Kansas St.	2	76	437	129	513	3.98	1	256.5
Iowa St.	2	218	296	123	514	4.18	2	257
BYU	2	122	409	117	531	4.54	2	265.5
Texas	2	134	404	113	538	4.76	3	269
Kansas	2	213	345	104	558	5.37	5	279
Cincinnati	2	208	356	118	564	4.78	4	282
Oklahoma	2	165	410	129	575	4.46	1	287.5
UCF	2	267	356	134	623	4.65	2	311.5
Oklahoma St.	2	233	435	128	668	5.22	4	334
West Virginia	2	149	563	125	712	5.7	7	356
Texas Tech	2	284	508	153	792	5.18	7	396
Baylor	2	367	451	142	818	5.76	8	409
TCU	2	141	687	156	828	5.31	6	414
Houston	2	277	610	144	887	6.16	8	443.5

**SCORING DEFENSE**

Team	G	TD	FG	XPT	2XP	DXP	Saf	Pts	Avg/G
Oklahoma	2	1	1	0	1	0	0	11	5.5
Kansas St.	2	1	2	1	0	0	0	13	6.5
BYU	2	2	1	1	0	0	0	16	8
UCF	2	2	3	1	0	0	0	22	11
Oklahoma St.	2	4	0	2	1	0	0	28	14
Iowa St.	2	3	3	2	0	0	0	29	14.5
Texas	2	3	4	2	1	0	0	34	17
Cincinnati	2	4	2	4	0	0	0	34	17
Kansas	2	5	1	3	2	0	0	40	20
TCU	2	6	3	6	0	0	0	51	25.5
West Virginia	2	7	2	7	0	0	0	55	27.5
Houston	2	8	0	7	1	0	0	57	28.5
Baylor	2	8	2	8	0	0	0	62	31
Texas Tech	2	8	5	6	2	0	0	73	36.5

**TOTAL OFFENSE PLAYS**

Team	G	Rush	Pass	Plays	Yards	Avg/P	TD	Avg/G
Oklahoma	2	409	598	156	1007	6.46	13	503.5
Houston	2	284	493	153	777	5.08	8	388.5
Texas Tech	2	267	620	152	887	5.84	8	443.5
Texas	2	263	649	150	912	6.08	8	456
TCU	2	391	592	149	983	6.6	10	491.5
West Virginia	2	450	477	148	927	6.26	10	463.5
UCF	2	647	606	146	1253	8.58	9	626.5
Oklahoma St.	2	262	495	142	757	5.33	6	378.5
Kansas St.	2	375	610	141	985	6.99	12	492.5
Cincinnati	2	445	593	140	1038	7.41	12	519
Kansas	2	507	553	139	1060	7.63	10	530
Baylor	2	229	634	133	863	6.49	4	431.5
BYU	2	158	493	122	651	5.34	8	325.5
Iowa St.	2	221	319	120	540	4.5	4	270

**TOUCHDOWNS SCORED**

Team	G	TD	FG	XPT	2XP	DXP	Saf	Pts	Avg/G
Oklahoma	2	14	1	14	0	0	0	101	50.5
Kansas St.	2	12	1	12	0	0	0	87	43.5
Cincinnati	2	12	3	12	0	0	0	93	46.5
TCU	2	11	2	11	0	0	0	83	41.5
West Virginia	2	10	0	9	1	0	0	71	35.5
Kansas	2	10	4	10	0	0	0	82	41
UCF	2	9	4	8	0	0	0	74	37
Texas Tech	2	8	3	6	0	0	0	63	31.5
Texas	2	8	5	8	0	0	0	71	35.5
Houston	2	8	1	7	0	0	0	58	29
BYU	2	8	0	7	0	0	0	55	27.5
Oklahoma St.	2	6	4	6	0	0	0	54	27
Iowa St.	2	5	3	4	0	0	0	43	21.5
Baylor	2	4	5	3	1	0	0	44	22

**TOTAL OFFENSE YARDS**

Team	G	Rush	Pass	Plays	Yards	Avg/P	TD	Avg/G
UCF	2	647	606	146	1253	8.58	9	626.5
Kansas	2	507	553	139	1060	7.63	10	530
Cincinnati	2	445	593	140	1038	7.41	12	519
Oklahoma	2	409	598	156	1007	6.46	13	503.5
Kansas St.	2	375	610	141	985	6.99	12	492.5
TCU	2	391	592	149	983	6.6	10	491.5
West Virginia	2	450	477	148	927	6.26	10	463.5
Texas	2	263	649	150	912	6.08	8	456
Texas Tech	2	267	620	152	887	5.84	8	443.5
Baylor	2	229	634	133	863	6.49	4	431.5
Houston	2	284	493	153	777	5.08	8	388.5
Oklahoma St.	2	262	495	142	757	5.33	6	378.5
BYU	2	158	493	122	651	5.34	8	325.5
Iowa St.	2	221	319	120	540	4.5	4	270



**2023-24 Big 12 Football  
Extended Team Leaders  
All games**

**PTS SCORED KICKING**

Team	G	TD	FG	XPT	2XP	DXP	Saf	Pts	Avg/G
Oklahoma	2	14	1	14	0	0	0	101	50.5
Cincinnati	2	12	3	12	0	0	0	93	46.5
Kansas St.	2	12	1	12	0	0	0	87	43.5
TCU	2	11	2	11	0	0	0	83	41.5
Kansas	2	10	4	10	0	0	0	82	41
UCF	2	9	4	8	0	0	0	74	37
West Virginia	2	10	0	9	1	0	0	71	35.5
Texas	2	8	5	8	0	0	0	71	35.5
Texas Tech	2	8	3	6	0	0	0	63	31.5
Houston	2	8	1	7	0	0	0	58	29
BYU	2	8	0	7	0	0	0	55	27.5
Oklahoma St.	2	6	4	6	0	0	0	54	27
Baylor	2	4	5	3	1	0	0	44	22
Iowa St.	2	5	3	4	0	0	0	43	21.5

**TOTAL OFF. AVG/PLAY**

Team	G	Rush	Pass	Plays	Yards	Avg/P	TD	Avg/G
UCF	2	647	606	146	1253	8.58	9	626.5
Kansas	2	507	553	139	1060	7.63	10	530
Cincinnati	2	445	593	140	1038	7.41	12	519
Kansas St.	2	375	610	141	985	6.99	12	492.5
TCU	2	391	592	149	983	6.6	10	491.5
Baylor	2	229	634	133	863	6.49	4	431.5
Oklahoma	2	409	598	156	1007	6.46	13	503.5
West Virginia	2	450	477	148	927	6.26	10	463.5
Texas	2	263	649	150	912	6.08	8	456
Texas Tech	2	267	620	152	887	5.84	8	443.5
BYU	2	158	493	122	651	5.34	8	325.5
Oklahoma St.	2	262	495	142	757	5.33	6	378.5
Houston	2	284	493	153	777	5.08	8	388.5
Iowa St.	2	221	319	120	540	4.5	4	270

**TOTAL OFFENSE**

Team	G	Rush	Pass	Plays	Yards	Avg/P	TD	Avg/G
UCF	2	647	606	146	1253	8.58	9	626.5
Kansas	2	507	553	139	1060	7.63	10	530
Cincinnati	2	445	593	140	1038	7.41	12	519
Oklahoma	2	409	598	156	1007	6.46	13	503.5
Kansas St.	2	375	610	141	985	6.99	12	492.5
TCU	2	391	592	149	983	6.6	10	491.5
West Virginia	2	450	477	148	927	6.26	10	463.5
Texas	2	263	649	150	912	6.08	8	456
Texas Tech	2	267	620	152	887	5.84	8	443.5
Baylor	2	229	634	133	863	6.49	4	431.5
Houston	2	284	493	153	777	5.08	8	388.5
Oklahoma St.	2	262	495	142	757	5.33	6	378.5
BYU	2	158	493	122	651	5.34	8	325.5
Iowa St.	2	221	319	120	540	4.5	4	270

**TOTAL OFFENSE TDS**

Team	G	Rush	Pass	Plays	Yards	Avg/P	TD	Avg/G
Oklahoma	2	409	598	156	1007	6.46	13	503.5
Kansas St.	2	375	610	141	985	6.99	12	492.5
Cincinnati	2	445	593	140	1038	7.41	12	519
West Virginia	2	450	477	148	927	6.26	10	463.5
TCU	2	391	592	149	983	6.6	10	491.5
Kansas	2	507	553	139	1060	7.63	10	530
UCF	2	647	606	146	1253	8.58	9	626.5
Texas Tech	2	267	620	152	887	5.84	8	443.5
Texas	2	263	649	150	912	6.08	8	456
Houston	2	284	493	153	777	5.08	8	388.5
BYU	2	158	493	122	651	5.34	8	325.5
Oklahoma St.	2	262	495	142	757	5.33	6	378.5
Iowa St.	2	221	319	120	540	4.5	4	270
Baylor	2	229	634	133	863	6.49	4	431.5

**RUSHING OFFENSE**

Team	G	Att	Yards	Avg/A	Long	TD	Avg/G
UCF	2	87	647	7.44	48	6	323.5
Kansas	2	82	507	6.18	48	6	253.5
West Virginia	2	89	450	5.06	39	6	225
Cincinnati	2	86	445	5.17	68	4	222.5
Oklahoma	2	96	409	4.26	30	6	204.5
TCU	2	74	391	5.28	74	5	195.5
Kansas St.	2	78	375	4.81	43	6	187.5
Houston	2	76	284	3.74	23	4	142
Texas Tech	2	65	267	4.11	58	2	133.5
Texas	2	76	263	3.46	32	2	131.5
Oklahoma St.	2	62	262	4.23	34	3	131
Baylor	2	61	229	3.75	32	2	114.5
Iowa St.	2	58	221	3.81	26	1	110.5
BYU	2	57	158	2.77	21	4	79

**RUSHING TDS**

Team	G	Att	Yards	Avg/A	Long	TD	Avg/G
West Virginia	2	89	450	5.06	39	6	225
UCF	2	87	647	7.44	48	6	323.5
Oklahoma	2	96	409	4.26	30	6	204.5
Kansas St.	2	78	375	4.81	43	6	187.5
Kansas	2	82	507	6.18	48	6	253.5
TCU	2	74	391	5.28	74	5	195.5
Houston	2	76	284	3.74	23	4	142
Cincinnati	2	86	445	5.17	68	4	222.5
BYU	2	57	158	2.77	21	4	79
Oklahoma St.	2	62	262	4.23	34	3	131
Texas Tech	2	65	267	4.11	58	2	133.5
Texas	2	76	263	3.46	32	2	131.5
Baylor	2	61	229	3.75	32	2	114.5
Iowa St.	2	58	221	3.81	26	1	110.5



**2023-24 Big 12 Football  
Extended Team Leaders  
All games**

**RUSHING DEFENSE**

Team	G	Att	Yards	Avg/A	Long	TD	Avg/G
Kansas St.	2	54	76	1.41	46	0	38
BYU	2	51	122	2.39	16	1	61
Texas	2	60	134	2.23	20	0	67
TCU	2	73	141	1.93	10	2	70.5
West Virginia	2	63	149	2.37	14	2	74.5
Oklahoma	2	57	165	2.89	23	0	82.5
Cincinnati	2	61	208	3.41	38	0	104
Kansas	2	55	213	3.87	72	3	106.5
Iowa St.	2	66	218	3.3	59	1	109
Oklahoma St.	2	62	233	3.76	27	1	116.5
UCF	2	75	267	3.56	24	0	133.5
Houston	2	66	277	4.2	44	4	138.5
Texas Tech	2	75	284	3.79	17	3	142
Baylor	2	86	367	4.27	65	5	183.5

**PASS EFFICIENCY**

Team	G	Comp-Att-Int	Pct.	Yds	Avg/G	TD	Effic
Cincinnati	2	42 - 54 - 1	77.78	593	296.50	8	215.21
Oklahoma	2	49 - 60 - 0	81.67	598	299.00	7	203.89
Kansas	2	43 - 57 - 1	75.44	553	276.50	4	176.58
Kansas St.	2	43 - 63 - 2	68.25	610	305.00	6	174.67
Texas	2	46 - 74 - 0	62.16	649	324.50	6	162.59
UCF	2	41 - 59 - 4	69.49	606	303.00	3	158.99
TCU	2	52 - 75 - 3	69.33	592	296.00	5	149.64
West Virginia	2	33 - 59 - 0	55.93	477	238.50	4	146.22
BYU	2	42 - 65 - 1	64.62	493	246.50	4	145.56
Texas Tech	2	55 - 87 - 4	63.22	620	310.00	6	136.64
Baylor	2	39 - 72 - 3	54.17	634	317.00	2	128.97
Houston	2	46 - 77 - 1	59.74	493	246.50	4	128.07
Oklahoma St.	2	52 - 80 - 1	65.00	495	247.50	3	126.85
Iowa St.	2	37 - 62 - 1	59.68	319	159.50	3	115.64

**YARDS PER RUSH**

Team	G	Att	Yards	Avg/A	Long	TD	Avg/G
UCF	2	87	647	7.44	48	6	323.5
Kansas	2	82	507	6.18	48	6	253.5
TCU	2	74	391	5.28	74	5	195.5
Cincinnati	2	86	445	5.17	68	4	222.5
West Virginia	2	89	450	5.06	39	6	225
Kansas St.	2	78	375	4.81	43	6	187.5
Oklahoma	2	96	409	4.26	30	6	204.5
Oklahoma St.	2	62	262	4.23	34	3	131
Texas Tech	2	65	267	4.11	58	2	133.5
Iowa St.	2	58	221	3.81	26	1	110.5
Baylor	2	61	229	3.75	32	2	114.5
Houston	2	76	284	3.74	23	4	142
Texas	2	76	263	3.46	32	2	131.5
BYU	2	57	158	2.77	21	4	79

**PASS DEFENSE EFFIC.**

Team	G	Comp-Att-Int	Pct.	Yds	Avg/G	TD	Effic
Iowa St.	2	29 - 57 - 3	50.88	296	148.00	1	89.76
BYU	2	35 - 66 - 4	53.03	409	204.50	1	97.96
UCF	2	26 - 59 - 2	44.07	356	178.00	2	99.16
Oklahoma	2	39 - 72 - 1	54.17	410	205.00	1	103.81
Cincinnati	2	23 - 57 - 2	40.35	356	178.00	4	108.95
Kansas St.	2	47 - 75 - 1	62.67	437	218.50	1	113.34
Texas	2	28 - 53 - 4	52.83	404	202.00	3	120.45
Kansas	2	33 - 49 - 4	67.35	345	172.50	2	123.63
Oklahoma St.	2	40 - 66 - 1	60.61	435	217.50	3	127.94
Houston	2	46 - 78 - 4	58.97	610	305.00	4	131.33
Texas Tech	2	50 - 78 - 0	64.10	508	254.00	4	135.73
Baylor	2	34 - 56 - 1	60.71	451	225.50	3	142.47
TCU	2	55 - 83 - 1	66.27	687	343.50	4	149.29
West Virginia	2	37 - 62 - 2	59.68	563	281.50	5	156.12

**RUSH ATTEMPTS**

Team	G	Att	Yards	Avg/A	Long	TD	Avg/G
Oklahoma	2	96	409	4.26	30	6	204.5
West Virginia	2	89	450	5.06	39	6	225
UCF	2	87	647	7.44	48	6	323.5
Cincinnati	2	86	445	5.17	68	4	222.5
Kansas	2	82	507	6.18	48	6	253.5
Kansas St.	2	78	375	4.81	43	6	187.5
Texas	2	76	263	3.46	32	2	131.5
Houston	2	76	284	3.74	23	4	142
TCU	2	74	391	5.28	74	5	195.5
Texas Tech	2	65	267	4.11	58	2	133.5
Oklahoma St.	2	62	262	4.23	34	3	131
Baylor	2	61	229	3.75	32	2	114.5
Iowa St.	2	58	221	3.81	26	1	110.5
BYU	2	57	158	2.77	21	4	79



**2023-24 Big 12 Football  
Extended Team Leaders  
All games**

**RUSH YARDS**

Team	G	Att	Yards	Avg/A	Long	TD	Avg/G
UCF	2	87	647	7.44	48	6	323.5
Kansas	2	82	507	6.18	48	6	253.5
West Virginia	2	89	450	5.06	39	6	225
Cincinnati	2	86	445	5.17	68	4	222.5
Oklahoma	2	96	409	4.26	30	6	204.5
TCU	2	74	391	5.28	74	5	195.5
Kansas St.	2	78	375	4.81	43	6	187.5
Houston	2	76	284	3.74	23	4	142
Texas Tech	2	65	267	4.11	58	2	133.5
Texas	2	76	263	3.46	32	2	131.5
Oklahoma St.	2	62	262	4.23	34	3	131
Baylor	2	61	229	3.75	32	2	114.5
Iowa St.	2	58	221	3.81	26	1	110.5
BYU	2	57	158	2.77	21	4	79



**2023-24 Big 12 Football  
Extended Team Leaders  
All games**

**PASS OFFENSE**

Team	G	Comp-Att-Int	Pct.	Yds	Avg/A	TD	Avg/G
Texas	2	46 - 74 - 0	62.16	649	8.77	6	324.50
Baylor	2	39 - 72 - 3	54.17	634	8.81	2	317.00
Texas Tech	2	55 - 87 - 4	63.22	620	7.13	6	310.00
Kansas St.	2	43 - 63 - 2	68.25	610	9.68	6	305.00
UCF	2	41 - 59 - 4	69.49	606	10.27	3	303.00
Oklahoma	2	49 - 60 - 0	81.67	598	9.97	7	299.00
Cincinnati	2	42 - 54 - 1	77.78	593	10.98	8	296.50
TCU	2	52 - 75 - 3	69.33	592	7.89	5	296.00
Kansas	2	43 - 57 - 1	75.44	553	9.70	4	276.50
Oklahoma St.	2	52 - 80 - 1	65.00	495	6.19	3	247.50
Houston	2	46 - 77 - 1	59.74	493	6.40	4	246.50
BYU	2	42 - 65 - 1	64.62	493	7.58	4	246.50
West Virginia	2	33 - 59 - 0	55.93	477	8.08	4	238.50
Iowa St.	2	37 - 62 - 1	59.68	319	5.15	3	159.50

**PASS COMP. PCT**

Team	G	Comp-Att-Int	Pct.	Yds	Avg/A	TD	Avg/G
Oklahoma	2	49 - 60 - 0	81.67	598	9.97	7	299.00
Cincinnati	2	42 - 54 - 1	77.78	593	10.98	8	296.50
Kansas	2	43 - 57 - 1	75.44	553	9.70	4	276.50
UCF	2	41 - 59 - 4	69.49	606	10.27	3	303.00
TCU	2	52 - 75 - 3	69.33	592	7.89	5	296.00
Kansas St.	2	43 - 63 - 2	68.25	610	9.68	6	305.00
Oklahoma St.	2	52 - 80 - 1	65.00	495	6.19	3	247.50
BYU	2	42 - 65 - 1	64.62	493	7.58	4	246.50
Texas Tech	2	55 - 87 - 4	63.22	620	7.13	6	310.00
Texas	2	46 - 74 - 0	62.16	649	8.77	6	324.50
Houston	2	46 - 77 - 1	59.74	493	6.40	4	246.50
Iowa St.	2	37 - 62 - 1	59.68	319	5.15	3	159.50
West Virginia	2	33 - 59 - 0	55.93	477	8.08	4	238.50
Baylor	2	39 - 72 - 3	54.17	634	8.81	2	317.00

**PASS DEFENSE**

Team	G	Comp-Att-Int	Pct.	Yds	Avg/A	TD	Avg/G
Iowa St.	2	29 - 57 - 3	50.88	296	5.19	1	148.00
Kansas	2	33 - 49 - 4	67.35	345	7.04	2	172.50
UCF	2	26 - 59 - 2	44.07	356	6.03	2	178.00
Cincinnati	2	23 - 57 - 2	40.35	356	6.25	4	178.00
Texas	2	28 - 53 - 4	52.83	404	7.62	3	202.00
BYU	2	35 - 66 - 4	53.03	409	6.20	1	204.50
Oklahoma	2	39 - 72 - 1	54.17	410	5.69	1	205.00
Oklahoma St.	2	40 - 66 - 1	60.61	435	6.59	3	217.50
Kansas St.	2	47 - 75 - 1	62.67	437	5.83	1	218.50
Baylor	2	34 - 56 - 1	60.71	451	8.05	3	225.50
Texas Tech	2	50 - 78 - 0	64.10	508	6.51	4	254.00
West Virginia	2	37 - 62 - 2	59.68	563	9.08	5	281.50
Houston	2	46 - 78 - 4	58.97	610	7.82	4	305.00
TCU	2	55 - 83 - 1	66.27	687	8.28	4	343.50

**PASS YDS/COMP.**

Team	G	Comp-Att-Int	Pct.	Yds	Avg/A	TD	Avg/G
Cincinnati	2	42 - 54 - 1	77.78	593	10.98	8	296.50
Oklahoma	2	49 - 60 - 0	81.67	598	9.97	7	299.00
Kansas	2	43 - 57 - 1	75.44	553	9.70	4	276.50
Kansas St.	2	43 - 63 - 2	68.25	610	9.68	6	305.00
Texas	2	46 - 74 - 0	62.16	649	8.77	6	324.50
UCF	2	41 - 59 - 4	69.49	606	10.27	3	303.00
TCU	2	52 - 75 - 3	69.33	592	7.89	5	296.00
West Virginia	2	33 - 59 - 0	55.93	477	8.08	4	238.50
BYU	2	42 - 65 - 1	64.62	493	7.58	4	246.50
Texas Tech	2	55 - 87 - 4	63.22	620	7.13	6	310.00
Baylor	2	39 - 72 - 3	54.17	634	8.81	2	317.00
Houston	2	46 - 77 - 1	59.74	493	6.40	4	246.50
Oklahoma St.	2	52 - 80 - 1	65.00	495	6.19	3	247.50
Iowa St.	2	37 - 62 - 1	59.68	319	5.15	3	159.50

**PASS ATTEMPTS**

Team	G	Comp-Att-Int	Pct.	Yds	Avg/A	TD	Avg/G
Texas Tech	2	55 - 87 - 4	63.22	620	7.13	6	310.00
Oklahoma St.	2	52 - 80 - 1	65.00	495	6.19	3	247.50
Houston	2	46 - 77 - 1	59.74	493	6.40	4	246.50
TCU	2	52 - 75 - 3	69.33	592	7.89	5	296.00
Texas	2	46 - 74 - 0	62.16	649	8.77	6	324.50
Baylor	2	39 - 72 - 3	54.17	634	8.81	2	317.00
BYU	2	42 - 65 - 1	64.62	493	7.58	4	246.50
Kansas St.	2	43 - 63 - 2	68.25	610	9.68	6	305.00
Iowa St.	2	37 - 62 - 1	59.68	319	5.15	3	159.50
Oklahoma	2	49 - 60 - 0	81.67	598	9.97	7	299.00
West Virginia	2	33 - 59 - 0	55.93	477	8.08	4	238.50
UCF	2	41 - 59 - 4	69.49	606	10.27	3	303.00
Kansas	2	43 - 57 - 1	75.44	553	9.70	4	276.50
Cincinnati	2	42 - 54 - 1	77.78	593	10.98	8	296.50

**PASS YDS/ATT.**

Team	G	Comp-Att-Int	Pct.	Yds	Avg/A	TD	Avg/G
Cincinnati	2	42 - 54 - 1	77.78	593	10.98	8	296.50
UCF	2	41 - 59 - 4	69.49	606	10.27	3	303.00
Kansas St.	2	43 - 63 - 2	68.25	610	9.68	6	305.00
Kansas	2	43 - 57 - 1	75.44	553	9.70	4	276.50
Oklahoma	2	49 - 60 - 0	81.67	598	9.97	7	299.00
Texas	2	46 - 74 - 0	62.16	649	8.77	6	324.50
Baylor	2	39 - 72 - 3	54.17	634	8.81	2	317.00
TCU	2	52 - 75 - 3	69.33	592	7.89	5	296.00
West Virginia	2	33 - 59 - 0	55.93	477	8.08	4	238.50
BYU	2	42 - 65 - 1	64.62	493	7.58	4	246.50
Texas Tech	2	55 - 87 - 4	63.22	620	7.13	6	310.00
Houston	2	46 - 77 - 1	59.74	493	6.40	4	246.50
Oklahoma St.	2	52 - 80 - 1	65.00	495	6.19	3	247.50
Iowa St.	2	37 - 62 - 1	59.68	319	5.15	3	159.50





**2023-24 Big 12 Football  
Extended Team Leaders  
All games**

**PASS COMPLETIONS**

Team	G	Comp-Att-Int	Pct.	Yds	Avg/A	TD	Avg/G
Texas Tech	2	55 - 87 - 4	63.22	620	7.13	6	310.00
TCU	2	52 - 75 - 3	69.33	592	7.89	5	296.00
Oklahoma St.	2	52 - 80 - 1	65.00	495	6.19	3	247.50
Oklahoma	2	49 - 60 - 0	81.67	598	9.97	7	299.00
Texas	2	46 - 74 - 0	62.16	649	8.77	6	324.50
Houston	2	46 - 77 - 1	59.74	493	6.40	4	246.50
Kansas St.	2	43 - 63 - 2	68.25	610	9.68	6	305.00
Kansas	2	43 - 57 - 1	75.44	553	9.70	4	276.50
Cincinnati	2	42 - 54 - 1	77.78	593	10.98	8	296.50
BYU	2	42 - 65 - 1	64.62	493	7.58	4	246.50
UCF	2	41 - 59 - 4	69.49	606	10.27	3	303.00
Baylor	2	39 - 72 - 3	54.17	634	8.81	2	317.00
Iowa St.	2	37 - 62 - 1	59.68	319	5.15	3	159.50
West Virginia	2	33 - 59 - 0	55.93	477	8.08	4	238.50

**PASS INTERCEPTIONS**

Team	G	Comp-Att-Int	Pct.	Yds	Avg/A	TD	Avg/G
West Virginia	2	33 - 59 - 0	55.93	477	8.08	4	238.50
Texas	2	46 - 74 - 0	62.16	649	8.77	6	324.50
Oklahoma	2	49 - 60 - 0	81.67	598	9.97	7	299.00
Oklahoma St.	2	52 - 80 - 1	65.00	495	6.19	3	247.50
Kansas	2	43 - 57 - 1	75.44	553	9.70	4	276.50
Iowa St.	2	37 - 62 - 1	59.68	319	5.15	3	159.50
Houston	2	46 - 77 - 1	59.74	493	6.40	4	246.50
Cincinnati	2	42 - 54 - 1	77.78	593	10.98	8	296.50
BYU	2	42 - 65 - 1	64.62	493	7.58	4	246.50
Kansas St.	2	43 - 63 - 2	68.25	610	9.68	6	305.00
TCU	2	52 - 75 - 3	69.33	592	7.89	5	296.00
Baylor	2	39 - 72 - 3	54.17	634	8.81	2	317.00
UCF	2	41 - 59 - 4	69.49	606	10.27	3	303.00
Texas Tech	2	55 - 87 - 4	63.22	620	7.13	6	310.00

**PASS YARDS**

Team	G	Comp-Att-Int	Pct.	Yds	Avg/A	TD	Avg/G
Texas	2	46 - 74 - 0	62.16	649	8.77	6	324.50
Baylor	2	39 - 72 - 3	54.17	634	8.81	2	317.00
Texas Tech	2	55 - 87 - 4	63.22	620	7.13	6	310.00
Kansas St.	2	43 - 63 - 2	68.25	610	9.68	6	305.00
UCF	2	41 - 59 - 4	69.49	606	10.27	3	303.00
Oklahoma	2	49 - 60 - 0	81.67	598	9.97	7	299.00
Cincinnati	2	42 - 54 - 1	77.78	593	10.98	8	296.50
TCU	2	52 - 75 - 3	69.33	592	7.89	5	296.00
Kansas	2	43 - 57 - 1	75.44	553	9.70	4	276.50
Oklahoma St.	2	52 - 80 - 1	65.00	495	6.19	3	247.50
Houston	2	46 - 77 - 1	59.74	493	6.40	4	246.50
BYU	2	42 - 65 - 1	64.62	493	7.58	4	246.50
West Virginia	2	33 - 59 - 0	55.93	477	8.08	4	238.50
Iowa St.	2	37 - 62 - 1	59.68	319	5.15	3	159.50

**PASSING TDS**

Team	G	Comp-Att-Int	Pct.	Yds	Avg/A	TD	Avg/G
Cincinnati	2	42 - 54 - 1	77.78	593	10.98	8	296.50
Oklahoma	2	49 - 60 - 0	81.67	598	9.97	7	299.00
Texas Tech	2	55 - 87 - 4	63.22	620	7.13	6	310.00
Texas	2	46 - 74 - 0	62.16	649	8.77	6	324.50
Kansas St.	2	43 - 63 - 2	68.25	610	9.68	6	305.00
TCU	2	52 - 75 - 3	69.33	592	7.89	5	296.00
West Virginia	2	33 - 59 - 0	55.93	477	8.08	4	238.50
Kansas	2	43 - 57 - 1	75.44	553	9.70	4	276.50
Houston	2	46 - 77 - 1	59.74	493	6.40	4	246.50
BYU	2	42 - 65 - 1	64.62	493	7.58	4	246.50
UCF	2	41 - 59 - 4	69.49	606	10.27	3	303.00
Oklahoma St.	2	52 - 80 - 1	65.00	495	6.19	3	247.50
Iowa St.	2	37 - 62 - 1	59.68	319	5.15	3	159.50
Baylor	2	39 - 72 - 3	54.17	634	8.81	2	317.00

**FIELD GOALS**

Team	G	Made	Att	Pct
UCF	2	4	4	100
Oklahoma	2	1	1	100
Kansas St.	2	1	1	100
Kansas	2	4	4	100
Cincinnati	2	3	3	100
Oklahoma St.	2	4	5	80
Iowa St.	2	3	4	75
Texas	2	5	7	71.43
Baylor	2	5	7	71.43
TCU	2	2	3	66.67
Houston	2	1	2	50
Texas Tech	2	3	7	42.86
West Virginia	2	0	0	0
BYU	2	0	0	0

**PATS KICKS MADE**

Team	G	Made	Att	Pct
Oklahoma	2	14	14	100
Kansas St.	2	12	12	100
Cincinnati	2	12	12	100
TCU	2	11	11	100
Kansas	2	10	10	100
West Virginia	2	9	9	100
UCF	2	8	8	100
Texas	2	8	8	100
Houston	2	7	7	100
BYU	2	7	8	87.5
Texas Tech	2	6	6	100
Oklahoma St.	2	6	6	100
Iowa St.	2	4	5	80
Baylor	2	3	3	100



**FIELD GOALS ATTEMPTED**

Team	G	Made	Att	Pct
Texas Tech	2	3	7	42.86
Texas	2	5	7	71.43
Baylor	2	5	7	71.43
Oklahoma St.	2	4	5	80
UCF	2	4	4	100
Kansas	2	4	4	100
Iowa St.	2	3	4	75
TCU	2	2	3	66.67
Cincinnati	2	3	3	100
Houston	2	1	2	50
Oklahoma	2	1	1	100
Kansas St.	2	1	1	100
West Virginia	2	0	0	0
BYU	2	0	0	0

**NET YARDS PER PUNT**

Team	G	No.	Yards	Avg/P	Ret.	Avg/R	TB	Net/P
BYU	2	13	665	51.15	3	0.38	1	49.38
Texas	2	5	239	47.80	-6	-6.00	0	49.00
Iowa St.	2	14	740	52.86	16	4.00	4	46.00
Texas Tech	2	6	288	48.00	0	0.00	1	44.67
Oklahoma	2	6	253	42.17	-5	-2.50	0	43.00
UCF	2	3	135	45.00	7	7.00	0	42.67
TCU	2	5	221	44.20	8	4.00	0	42.60
Houston	2	8	378	47.25	0	0.00	2	42.25
West Virginia	2	6	248	41.33	0	0.00	0	41.33
Oklahoma St.	2	10	428	42.80	6	3.00	1	40.20
Cincinnati	2	6	243	40.50	8	4.00	0	39.17
Baylor	2	6	267	44.50	35	11.67	0	38.67
Kansas	2	1	37	37.00	0	0.00	0	37.00
Kansas St.	2	7	278	39.71	0	0.00	1	36.86

**FIELD GOALS MADE**

Team	G	Made	Att	Pct
Texas	2	5	7	71.43
Baylor	2	5	7	71.43
UCF	2	4	4	100
Oklahoma St.	2	4	5	80
Kansas	2	4	4	100
Texas Tech	2	3	7	42.86
Iowa St.	2	3	4	75
Cincinnati	2	3	3	100
TCU	2	2	3	66.67
Oklahoma	2	1	1	100
Kansas St.	2	1	1	100
Houston	2	1	2	50
West Virginia	2	0	0	0
BYU	2	0	0	0

**AVG YARDS PER PUNT**

Team	G	No.	Yards	Avg/P	Ret.	Avg/R	TB	Net/P
Iowa St.	2	14	740	52.86	16	4.00	4	46.00
BYU	2	13	665	51.15	3	0.38	1	49.38
Oklahoma St.	2	10	428	42.80	6	3.00	1	40.20
Houston	2	8	378	47.25	0	0.00	2	42.25
Kansas St.	2	7	278	39.71	0	0.00	1	36.86
West Virginia	2	6	248	41.33	0	0.00	0	41.33
Texas Tech	2	6	288	48.00	0	0.00	1	44.67
Oklahoma	2	6	253	42.17	-5	-2.50	0	43.00
Cincinnati	2	6	243	40.50	8	4.00	0	39.17
Baylor	2	6	267	44.50	35	11.67	0	38.67
Texas	2	5	239	47.80	-6	-6.00	0	49.00
TCU	2	5	221	44.20	8	4.00	0	42.60
UCF	2	3	135	45.00	7	7.00	0	42.67
Kansas	2	1	37	37.00	0	0.00	0	37.00

**PAT KICKING**

Team	G	Made	Att	Pct
West Virginia	2	9	9	100
UCF	2	8	8	100
Texas Tech	2	6	6	100
Texas	2	8	8	100
TCU	2	11	11	100
Oklahoma St.	2	6	6	100
Oklahoma	2	14	14	100
Kansas St.	2	12	12	100
Kansas	2	10	10	100
Houston	2	7	7	100
Cincinnati	2	12	12	100
Baylor	2	3	3	100
BYU	2	7	8	87.5
Iowa St.	2	4	5	80

**NUMBER OF PUNTS**

Team	G	No.	Yards	Avg/P	Ret.	Avg/R	TB	Net/P
Iowa St.	2	14	740	52.86	16	4.00	4	46.00
BYU	2	13	665	51.15	3	0.38	1	49.38
Oklahoma St.	2	10	428	42.80	6	3.00	1	40.20
Houston	2	8	378	47.25	0	0.00	2	42.25
Kansas St.	2	7	278	39.71	0	0.00	1	36.86
West Virginia	2	6	248	41.33	0	0.00	0	41.33
Texas Tech	2	6	288	48.00	0	0.00	1	44.67
Oklahoma	2	6	253	42.17	-5	-2.50	0	43.00
Cincinnati	2	6	243	40.50	8	4.00	0	39.17
Baylor	2	6	267	44.50	35	11.67	0	38.67
Texas	2	5	239	47.80	-6	-6.00	0	49.00
TCU	2	5	221	44.20	8	4.00	0	42.60
UCF	2	3	135	45.00	7	7.00	0	42.67
Kansas	2	1	37	37.00	0	0.00	0	37.00



**PAT KICK ATTEMPTS**

Team	G	Made	Att	Pct
Oklahoma	2	14	14	100
Kansas St.	2	12	12	100
Cincinnati	2	12	12	100
TCU	2	11	11	100
Kansas	2	10	10	100
West Virginia	2	9	9	100
UCF	2	8	8	100
Texas	2	8	8	100
BYU	2	7	8	87.5
Houston	2	7	7	100
Texas Tech	2	6	6	100
Oklahoma St.	2	6	6	100
Iowa St.	2	4	5	80
Baylor	2	3	3	100

**YARDS PUNTED**

Team	G	No.	Yards	Avg/P	Ret.	Avg/R	TB	Net/P
Iowa St.	2	14	740	52.86	16	4.00	4	46.00
BYU	2	13	665	51.15	3	0.38	1	49.38
Oklahoma St.	2	10	428	42.80	6	3.00	1	40.20
Houston	2	8	378	47.25	0	0.00	2	42.25
Texas Tech	2	6	288	48.00	0	0.00	1	44.67
Kansas St.	2	7	278	39.71	0	0.00	1	36.86
Baylor	2	6	267	44.50	35	11.67	0	38.67
Oklahoma	2	6	253	42.17	-5	-2.50	0	43.00
West Virginia	2	6	248	41.33	0	0.00	0	41.33
Cincinnati	2	6	243	40.50	8	4.00	0	39.17
Texas	2	5	239	47.80	-6	-6.00	0	49.00
TCU	2	5	221	44.20	8	4.00	0	42.60
UCF	2	3	135	45.00	7	7.00	0	42.67
Kansas	2	1	37	37.00	0	0.00	0	37.00

**PUNT RETURN AVG**

Team	G	No	Yards	TD	Long	Avg.
Oklahoma	2	4	97	1	82	24.25
Houston	2	3	72	0	48	24
Texas	2	1	21	0	21	21
TCU	2	3	62	1	30	20.67
Texas Tech	2	2	41	0	33	20.5
Kansas St.	2	3	37	0	29	12.33
Iowa St.	2	5	56	0	39	11.2
West Virginia	2	5	41	0	16	8.2
Oklahoma St.	2	2	13	0	13	6.5
Cincinnati	2	6	39	0	12	6.5
Baylor	2	1	6	0	6	6
UCF	2	1	5	0	5	5
BYU	2	6	22	0	14	3.67
Kansas	2	1	-2	0	0	-2

**KICK RETURNS**

Team	G	No.	Yards	TD	Long	Avg.
Baylor	2	9	197	0	36	21.89
TCU	2	8	214	0	86	26.75
Kansas St.	2	4	96	0	33	24.00
Kansas	2	4	102	0	34	25.50
Houston	2	4	51	0	15	12.75
BYU	2	4	108	0	41	27.00
Texas Tech	2	3	76	0	31	25.33
Cincinnati	2	3	57	0	26	19.00
UCF	2	2	50	0	34	25.00
Texas	2	2	35	0	22	17.50
Oklahoma St.	2	2	25	0	15	12.50
Iowa St.	2	2	26	0	14	13.00
West Virginia	2	1	20	0	20	20.00
Oklahoma	2	1	29	0	29	29.00

**PUNT RETURNS**

Team	G	No	Yards	TD	Long	Avg.
Cincinnati	2	6	39	0	12	6.5
BYU	2	6	22	0	14	3.67
West Virginia	2	5	41	0	16	8.2
Iowa St.	2	5	56	0	39	11.2
Oklahoma	2	4	97	1	82	24.25
TCU	2	3	62	1	30	20.67
Kansas St.	2	3	37	0	29	12.33
Houston	2	3	72	0	48	24
Texas Tech	2	2	41	0	33	20.5
Oklahoma St.	2	2	13	0	13	6.5
UCF	2	1	5	0	5	5
Texas	2	1	21	0	21	21
Kansas	2	1	-2	0	0	-2
Baylor	2	1	6	0	6	6

**KICK RETURN YARDS**

Team	G	No.	Yards	TD	Long	Avg.
TCU	2	8	214	0	86	26.75
Baylor	2	9	197	0	36	21.89
BYU	2	4	108	0	41	27.00
Kansas	2	4	102	0	34	25.50
Kansas St.	2	4	96	0	33	24.00
Texas Tech	2	3	76	0	31	25.33
Cincinnati	2	3	57	0	26	19.00
Houston	2	4	51	0	15	12.75
UCF	2	2	50	0	34	25.00
Texas	2	2	35	0	22	17.50
Oklahoma	2	1	29	0	29	29.00
Iowa St.	2	2	26	0	14	13.00
Oklahoma St.	2	2	25	0	15	12.50
West Virginia	2	1	20	0	20	20.00



**2023-24 Big 12 Football  
Extended Team Leaders  
All games**

**PUNT RETURN YARDS**

Team	G	No	Yards	TD	Long	Avg.
Oklahoma	2	4	97	1	82	24.25
Houston	2	3	72	0	48	24
TCU	2	3	62	1	30	20.67
Iowa St.	2	5	56	0	39	11.2
West Virginia	2	5	41	0	16	8.2
Texas Tech	2	2	41	0	33	20.5
Cincinnati	2	6	39	0	12	6.5
Kansas St.	2	3	37	0	29	12.33
BYU	2	6	22	0	14	3.67
Texas	2	1	21	0	21	21
Oklahoma St.	2	2	13	0	13	6.5
Baylor	2	1	6	0	6	6
UCF	2	1	5	0	5	5
Kansas	2	1	-2	0	0	-2

**KICK RETURN TDS**

Team	G	No.	Yards	TD	Long	Avg.
West Virginia	2	1	20	0	20	20.00
UCF	2	2	50	0	34	25.00
Texas Tech	2	3	76	0	31	25.33
Texas	2	2	35	0	22	17.50
TCU	2	8	214	0	86	26.75
Oklahoma St.	2	2	25	0	15	12.50
Oklahoma	2	1	29	0	29	29.00
Kansas St.	2	4	96	0	33	24.00
Kansas	2	4	102	0	34	25.50
Iowa St.	2	2	26	0	14	13.00
Houston	2	4	51	0	15	12.75
Cincinnati	2	3	57	0	26	19.00
BYU	2	4	108	0	41	27.00
Baylor	2	9	197	0	36	21.89

**PUNT RETURN TDS**

Team	G	No	Yards	TD	Long	Avg.
TCU	2	3	62	1	30	20.67
Oklahoma	2	4	97	1	82	24.25
West Virginia	2	5	41	0	16	8.2
UCF	2	1	5	0	5	5
Texas Tech	2	2	41	0	33	20.5
Texas	2	1	21	0	21	21
Oklahoma St.	2	2	13	0	13	6.5
Kansas St.	2	3	37	0	29	12.33
Kansas	2	1	-2	0	0	-2
Iowa St.	2	5	56	0	39	11.2
Houston	2	3	72	0	48	24
Cincinnati	2	6	39	0	12	6.5
BYU	2	6	22	0	14	3.67
Baylor	2	1	6	0	6	6

**KICKOFF RETURNS**

Team	G	No	Yards	TD	Long	Avg.
Houston	2	8	365	0	15	45.63
Oklahoma St.	2	11	456	0	15	41.45
TCU	2	14	579	0	86	41.36
Texas	2	14	574	0	22	41
Texas Tech	2	11	447	0	31	40.64
West Virginia	2	11	446	0	20	40.55
Iowa St.	2	9	364	0	14	40.44
Oklahoma	2	17	680	0	29	40
Cincinnati	2	17	678	0	26	39.88
Baylor	2	11	437	0	36	39.73
Kansas	2	16	627	0	34	39.19
BYU	2	10	390	0	41	39
Kansas St.	2	15	577	0	33	38.47
UCF	2	14	538	0	34	38.43



**2023-24 Big 12 Football  
Extended Team Leaders  
All games**

**INTERCEPTION RETURN AVG**

Team	G	No.	Yards	TD	Long	Avg.
Iowa St.	2	3	88	1	58	29.33
West Virginia	2	2	29	0	34	14.50
Texas	2	4	48	0	32	12.00
Kansas St.	2	1	11	0	11	11.00
Oklahoma	2	1	5	0	5	5.00
Houston	2	4	19	0	19	4.75
Kansas	2	4	12	0	9	3.00
Cincinnati	2	2	6	0	6	3.00
Baylor	2	1	3	0	3	3.00
UCF	2	2	1	0	1	0.50
Texas Tech	2	0	0	0	0	0.00
TCU	2	1	0	0	0	0.00
Oklahoma St.	2	1	0	0	0	0.00
BYU	2	4	0	0	0	0.00

**FUMBLE RETURNS**

Team	G	No.	Yards	TD	Long	Avg.
West Virginia	2	0	0	0	0	0.00
UCF	2	0	0	0	0	0.00
Texas Tech	2	2	0	0	0	0.00
Texas	2	1	0	0	0	0.00
TCU	2	2	14	0	9	7.00
Oklahoma St.	2	1	25	0	25	25.00
Oklahoma	2	2	0	0	0	0.00
Kansas St.	2	1	0	0	0	0.00
Kansas	2	0	0	0	0	0.00
Iowa St.	2	0	0	0	0	0.00
Houston	2	1	0	0	0	0.00
Cincinnati	2	2	0	0	0	0.00
BYU	2	1	0	0	0	0.00
Baylor	2	2	0	0	0	0.00

**INTERCEPTION RETURNS**

Team	G	No.	Yards	TD	Long	Avg.
Texas	2	4	48	0	32	12.00
Kansas	2	4	12	0	9	3.00
Houston	2	4	19	0	19	4.75
BYU	2	4	0	0	0	0.00
Iowa St.	2	3	88	1	58	29.33
West Virginia	2	2	29	0	34	14.50
UCF	2	2	1	0	1	0.50
Cincinnati	2	2	6	0	6	3.00
TCU	2	1	0	0	0	0.00
Oklahoma St.	2	1	0	0	0	0.00
Oklahoma	2	1	5	0	5	5.00
Kansas St.	2	1	11	0	11	11.00
Baylor	2	1	3	0	3	3.00
Texas Tech	2	0	0	0	0	0.00

**FUMBLE RETURN YARDS**

Team	G	No.	Yards	TD	Long	Avg.
Oklahoma St.	2	1	25	0	25	25.00
TCU	2	2	14	0	9	7.00
West Virginia	2	0	0	0	0	0.00
UCF	2	0	0	0	0	0.00
Texas Tech	2	2	0	0	0	0.00
Texas	2	1	0	0	0	0.00
Oklahoma	2	2	0	0	0	0.00
Kansas St.	2	1	0	0	0	0.00
Kansas	2	0	0	0	0	0.00
Iowa St.	2	0	0	0	0	0.00
Houston	2	1	0	0	0	0.00
Cincinnati	2	2	0	0	0	0.00
BYU	2	1	0	0	0	0.00
Baylor	2	2	0	0	0	0.00

**INTERCEPTION RET YARDS**

Team	G	No.	Yards	TD	Long	Avg.
Iowa St.	2	3	88	1	58	29.33
Texas	2	4	48	0	32	12.00
West Virginia	2	2	29	0	34	14.50
Houston	2	4	19	0	19	4.75
Kansas	2	4	12	0	9	3.00
Kansas St.	2	1	11	0	11	11.00
Cincinnati	2	2	6	0	6	3.00
Oklahoma	2	1	5	0	5	5.00
Baylor	2	1	3	0	3	3.00
UCF	2	2	1	0	1	0.50
Texas Tech	2	0	0	0	0	0.00
TCU	2	1	0	0	0	0.00
Oklahoma St.	2	1	0	0	0	0.00
BYU	2	4	0	0	0	0.00

**FUMBLE RETURN TDS**

Team	G	No.	Yards	TD	Long	Avg.
West Virginia	2	0	0	0	0	0.00
UCF	2	0	0	0	0	0.00
Texas Tech	2	2	0	0	0	0.00
Texas	2	1	0	0	0	0.00
TCU	2	2	14	0	9	7.00
Oklahoma St.	2	1	25	0	25	25.00
Oklahoma	2	2	0	0	0	0.00
Kansas St.	2	1	0	0	0	0.00
Kansas	2	0	0	0	0	0.00
Iowa St.	2	0	0	0	0	0.00
Houston	2	1	0	0	0	0.00
Cincinnati	2	2	0	0	0	0.00
BYU	2	1	0	0	0	0.00
Baylor	2	2	0	0	0	0.00





**2023-24 Big 12 Football  
Extended Team Leaders  
All games**

**INTERCEPTION RETURN TDS**

Team	G	No.	Yards	TD	Long	Avg.
Iowa St.	2	3	88	1	58	29.33
West Virginia	2	2	29	0	34	14.50
UCF	2	2	1	0	1	0.50
Texas Tech	2	0	0	0	0	0.00
Texas	2	4	48	0	32	12.00
TCU	2	1	0	0	0	0.00
Oklahoma St.	2	1	0	0	0	0.00
Oklahoma	2	1	5	0	5	5.00
Kansas St.	2	1	11	0	11	11.00
Kansas	2	4	12	0	9	3.00
Houston	2	4	19	0	19	4.75
Cincinnati	2	2	6	0	6	3.00
BYU	2	4	0	0	0	0.00
Baylor	2	1	3	0	3	3.00

**FUMBLE RECOVERED**

Team	G	No.	Yards	TD	Long	Avg.
Texas Tech	2	2	0	0	0	0.00
TCU	2	2	14	0	9	7.00
Oklahoma	2	2	0	0	0	0.00
Cincinnati	2	2	0	0	0	0.00
Baylor	2	2	0	0	0	0.00
Texas	2	1	0	0	0	0.00
Oklahoma St.	2	1	25	0	25	25.00
Kansas St.	2	1	0	0	0	0.00
Houston	2	1	0	0	0	0.00
BYU	2	1	0	0	0	0.00
West Virginia	2	0	0	0	0	0.00
UCF	2	0	0	0	0	0.00
Kansas	2	0	0	0	0	0.00
Iowa St.	2	0	0	0	0	0.00

**FUMBLE RETURN AVG**

Team	G	No.	Yards	TD	Long	Avg.
Oklahoma St.	2	1	25	0	25	25.00
TCU	2	2	14	0	9	7.00
West Virginia	2	0	0	0	0	0.00
UCF	2	0	0	0	0	0.00
Texas Tech	2	2	0	0	0	0.00
Texas	2	1	0	0	0	0.00
Oklahoma	2	2	0	0	0	0.00
Kansas St.	2	1	0	0	0	0.00
Kansas	2	0	0	0	0	0.00
Iowa St.	2	0	0	0	0	0.00
Houston	2	1	0	0	0	0.00
Cincinnati	2	2	0	0	0	0.00
BYU	2	1	0	0	0	0.00
Baylor	2	2	0	0	0	0.00

**TURNOVER MARGIN**

Team	Lost				Gained			Margin	Per/G
	G	Fum	Int	Tot	Fum	Int	Tot		
Texas	2	0	0	0	1	4	5	5	2.50
Houston	2	0	1	1	1	4	5	4	2.00
BYU	2	0	1	1	1	4	5	4	2.00
Oklahoma	2	0	0	0	2	1	3	3	1.50
Iowa St.	2	0	1	1	0	3	3	2	1.00
Cincinnati	2	1	1	2	2	2	4	2	1.00
Oklahoma St.	2	0	1	1	1	1	2	1	0.50
Kansas	2	2	1	3	0	4	4	1	0.50
West Virginia	2	2	0	2	0	2	2	0	0.00
Kansas St.	2	0	2	2	1	1	2	0	0.00
TCU	2	1	3	4	2	1	3	-1	-0.50
Baylor	2	1	3	4	2	1	3	-1	-0.50
UCF	2	1	4	5	0	2	2	-3	-1.50
Texas Tech	2	1	4	5	2	0	2	-3	-1.50

**FIRST DOWNS**

Team	G	Rush	Pass	Pen	Total	Avg/G
Oklahoma	2	24	29	5	58	29
UCF	2	29	22	4	55	27.5
Texas Tech	2	15	34	6	55	27.5
Kansas	2	24	25	5	54	27
Cincinnati	2	22	27	1	50	25
TCU	2	20	28	1	49	24.5
Kansas St.	2	20	26	2	48	24
West Virginia	2	27	19	1	47	23.5
Texas	2	14	28	5	47	23.5
Houston	2	17	24	5	46	23
Oklahoma St.	2	16	21	3	40	20
Baylor	2	10	23	3	36	18
BYU	2	7	22	1	30	15
Iowa St.	2	11	16	2	29	14.5

**3RD-DOWN CONVERSIONS**

Team	G	Conv.	Att.	Pct.
Oklahoma	2	18	28	64.29
Kansas	2	15	24	62.5
UCF	2	13	22	59.09
Kansas St.	2	14	25	56
Cincinnati	2	16	30	53.33
Texas Tech	2	15	30	50
TCU	2	14	29	48.28
Oklahoma St.	2	14	31	45.16
Houston	2	14	32	43.75
Texas	2	13	33	39.39
Baylor	2	11	29	37.93
West Virginia	2	10	27	37.04
Iowa St.	2	9	29	31.03
BYU	2	8	27	29.63



**2023-24 Big 12 Football  
Extended Team Leaders  
All games**

**1ST DOWNS RUSHING**

Team	G	Rush	Pass	Pen	Total	Avg/G
UCF	2	29	22	4	55	27.5
West Virginia	2	27	19	1	47	23.5
Oklahoma	2	24	29	5	58	29
Kansas	2	24	25	5	54	27
Cincinnati	2	22	27	1	50	25
TCU	2	20	28	1	49	24.5
Kansas St.	2	20	26	2	48	24
Houston	2	17	24	5	46	23
Oklahoma St.	2	16	21	3	40	20
Texas Tech	2	15	34	6	55	27.5
Texas	2	14	28	5	47	23.5
Iowa St.	2	11	16	2	29	14.5
Baylor	2	10	23	3	36	18
BYU	2	7	22	1	30	15

**OPT 3RD-DN CONVERT**

Team	G	Conv.	Att.	Pct.
Oklahoma	2	6	27	22.22
Kansas	2	5	19	26.32
Iowa St.	2	8	29	27.59
West Virginia	2	8	25	32
Cincinnati	2	8	25	32
Kansas St.	2	10	31	32.26
Texas	2	9	27	33.33
BYU	2	10	30	33.33
Oklahoma St.	2	11	28	39.29
UCF	2	13	31	41.94
Baylor	2	13	30	43.33
Houston	2	12	27	44.44
Texas Tech	2	16	33	48.48
TCU	2	17	35	48.57

**1ST DOWNS PASSING**

Team	G	Rush	Pass	Pen	Total	Avg/G
Texas Tech	2	15	34	6	55	27.5
Oklahoma	2	24	29	5	58	29
Texas	2	14	28	5	47	23.5
TCU	2	20	28	1	49	24.5
Cincinnati	2	22	27	1	50	25
Kansas St.	2	20	26	2	48	24
Kansas	2	24	25	5	54	27
Houston	2	17	24	5	46	23
Baylor	2	10	23	3	36	18
UCF	2	29	22	4	55	27.5
BYU	2	7	22	1	30	15
Oklahoma St.	2	16	21	3	40	20
West Virginia	2	27	19	1	47	23.5
Iowa St.	2	11	16	2	29	14.5

**4TH-DOWN CONVERSIONS**

Team	G	Conv.	Att.	Pct.
Cincinnati	2	4	4	100
Texas Tech	2	3	4	75
Baylor	2	3	4	75
Oklahoma	2	2	3	66.67
Iowa St.	2	2	3	66.67
BYU	2	3	5	60
West Virginia	2	6	11	54.55
UCF	2	1	2	50
Texas	2	3	6	50
TCU	2	3	6	50
Oklahoma St.	2	1	2	50
Kansas St.	2	1	2	50
Kansas	2	1	3	33.33
Houston	2	2	6	33.33

**1ST DOWNS BY PENALTY**

Team	G	Rush	Pass	Pen	Total	Avg/G
Texas Tech	2	15	34	6	55	27.5
Texas	2	14	28	5	47	23.5
Oklahoma	2	24	29	5	58	29
Kansas	2	24	25	5	54	27
Houston	2	17	24	5	46	23
UCF	2	29	22	4	55	27.5
Oklahoma St.	2	16	21	3	40	20
Baylor	2	10	23	3	36	18
Kansas St.	2	20	26	2	48	24
Iowa St.	2	11	16	2	29	14.5
West Virginia	2	27	19	1	47	23.5
TCU	2	20	28	1	49	24.5
Cincinnati	2	22	27	1	50	25
BYU	2	7	22	1	30	15

**OPP 4TH-DN CONVERT**

Team	G	Conv.	Att.	Pct.
BYU	2	0	1	0
Oklahoma St.	2	1	5	20
Kansas St.	2	1	5	20
Oklahoma	2	2	5	40
West Virginia	2	1	2	50
UCF	2	1	2	50
TCU	2	2	4	50
Cincinnati	2	2	4	50
Texas Tech	2	2	3	66.67
Texas	2	2	3	66.67
Kansas	2	2	3	66.67
Iowa St.	2	2	3	66.67
Baylor	2	4	5	80
Houston	2	3	3	100



**2023-24 Big 12 Football  
Extended Team Leaders  
All games**

**OPPONENT 1ST DOWNS**

Team	G	Rush	Pass	Pen	Total	Avg/G
Texas	2	10	15	1	26	13
BYU	2	4	20	2	26	13
Kansas St.	2	5	19	4	28	14
Iowa St.	2	11	14	3	28	14
Kansas	2	7	19	3	29	14.5
Oklahoma	2	7	18	6	31	15.5
Cincinnati	2	14	13	6	33	16.5
Oklahoma St.	2	17	15	2	34	17
West Virginia	2	10	25	2	37	18.5
UCF	2	17	18	2	37	18.5
Baylor	2	16	24	0	40	20
Texas Tech	2	18	21	6	45	22.5
TCU	2	11	29	5	45	22.5
Houston	2	16	28	2	46	23



**2023-24 Big 12 Football  
Extended Team Leaders  
All games**

**SACKS BY**

Team	G	No.	Yards	Avg/G
Oklahoma St.	2	8	28	4
Kansas St.	2	8	67	4
Cincinnati	2	8	57	4
Texas	2	7	46	3.5
TCU	2	7	51	3.5
Kansas	2	7	33	3.5
UCF	2	6	31	3
Iowa St.	2	6	29	3
West Virginia	2	4	25	2
Baylor	2	4	9	2
Texas Tech	2	3	11	1.5
Houston	2	3	22	1.5
Oklahoma	2	2	4	1
BYU	2	1	12	0.5

**KICKOFF COVERAGE**

Team	G	No	Yards	Avg.	Ret.	TB	NetAvg
Houston	2	8	489	61.13	99	1	51.63
Oklahoma St.	2	11	709	64.45	53	8	44
TCU	2	14	902	64.43	74	9	33.07
Texas	2	14	883	63.07	44	9	42
Texas Tech	2	11	709	64.45	37	9	37.09
West Virginia	2	11	703	63.91	19	6	48.45
Iowa St.	2	9	558	62	62	4	48
Oklahoma	2	17	1078	63.41	48	14	41.12
Cincinnati	2	17	1049	61.71	146	8	46.59
Baylor	2	11	712	64.73	75	8	28.64
Kansas	2	16	1025	64.06	48	14	35.81
BYU	2	10	649	64.9	0	9	28.1
Kansas St.	2	15	948	63.2	88	10	37.8
UCF	2	14	881	62.93	108	9	40.79

**SACKS AGAINST**

Team	G	No.	Yards	Avg/G
TCU	2	0	0	0
Iowa St.	2	0	0	0
BYU	2	0	0	0
Oklahoma	2	1	9	0.5
Kansas St.	2	1	8	0.5
UCF	2	2	12	1
Kansas	2	2	15	1
Texas	2	3	20	1.5
Baylor	2	3	21	1.5
West Virginia	2	4	19	2
Oklahoma St.	2	4	17	2
Cincinnati	2	4	17	2
Houston	2	6	38	3
Texas Tech	2	7	59	3.5

**RED ZONE OFFENSE**

Team	G	Scores	Pct.	TDs	(R-P)	FGs	TurnO
Oklahoma St.	2	8 - 8	100.00	6	3 - 3	2 - 2	0
Kansas	2	11 - 11	100.00	8	4 - 4	3 - 3	0
Cincinnati	2	9 - 9	100.00	7	4 - 3	2 - 2	0
BYU	2	6 - 6	100.00	6	4 - 2	0 - 0	0
Oklahoma	2	11 - 12	91.67	10	6 - 4	1 - 1	1
Kansas St.	2	9 - 10	90.00	9	6 - 3	0 - 0	1
Texas Tech	2	8 - 9	88.89	6	2 - 4	2 - 2	1
Texas	2	8 - 9	88.89	4	2 - 2	4 - 5	0
West Virginia	2	7 - 8	87.50	7	6 - 1	0 - 0	1
Baylor	2	7 - 8	87.50	3	2 - 1	4 - 4	1
Iowa St.	2	3 - 4	75.00	3	1 - 2	0 - 1	0
Houston	2	8 - 11	72.73	8	4 - 4	0 - 0	2
TCU	2	7 - 10	70.00	6	4 - 2	1 - 1	3
UCF	2	8 - 12	66.67	7	5 - 2	1 - 1	4

**PENALTIES**

Team	G	No.	Yards	Avg/G
Kansas	2	7	69	34.5
Houston	2	9	69	34.5
Texas	2	9	80	40
Baylor	2	14	80	40
Kansas St.	2	9	81	40.5
West Virginia	2	9	85	42.5
BYU	2	11	91	45.5
UCF	2	11	95	47.5
Oklahoma St.	2	14	103	51.5
Iowa St.	2	11	105	52.5
TCU	2	15	128	64
Texas Tech	2	13	134	67
Cincinnati	2	14	145	72.5
Oklahoma	2	15	153	76.5

**RED ZONE DEFENSE**

Team	G	Scores	Pct.	TDs	(R-P)	FGs	TurnO
BYU	2	2 - 3	66.67	1	1 - 0	1 - 1	1
Oklahoma St.	2	3 - 4	75.00	3	1 - 2	0 - 1	0
Houston	2	7 - 9	77.78	7	4 - 3	0 - 0	2
Iowa St.	2	5 - 6	83.33	2	1 - 1	3 - 3	1
West Virginia	2	6 - 7	85.71	4	2 - 2	2 - 3	0
Texas Tech	2	10 - 11	90.91	6	3 - 3	4 - 4	1
UCF	2	1 - 1	100.00	0	0 - 0	1 - 1	0
Texas	2	2 - 2	100.00	1	0 - 1	1 - 1	0
TCU	2	4 - 4	100.00	3	2 - 1	1 - 1	0
Oklahoma	2	2 - 2	100.00	1	0 - 1	1 - 1	0
Kansas St.	2	2 - 2	100.00	0	0 - 0	2 - 2	0
Kansas	2	5 - 5	100.00	4	2 - 2	1 - 1	0
Cincinnati	2	5 - 5	100.00	4	0 - 4	1 - 1	0
Baylor	2	6 - 6	100.00	5	4 - 1	1 - 1	0



### OPPONENT PENALTIES

Team	G	No.	Yards	Avg/G
Texas Tech	2	17	139	69.5
Oklahoma	2	16	126	63
Texas	2	15	115	57.5
Kansas	2	12	108	54
Houston	2	12	102	51
Oklahoma St.	2	13	93	46.5
BYU	2	12	90	45
Baylor	2	11	90	45
Kansas St.	2	8	87	43.5
TCU	2	13	80	40
Cincinnati	2	12	77	38.5
UCF	2	8	69	34.5
Iowa St.	2	6	52	26
West Virginia	2	4	40	20

### TIME OF POSSESSION

Team	G	Total possession	Avg/G
Kansas	2	70:26	35:13
Cincinnati	2	66:29	33:14
Oklahoma	2	64:36	32:18
Texas	2	64:07	32:04
West Virginia	2	62:55	31:28
Oklahoma St.	2	60:41	30:20
BYU	2	60:14	30:07
UCF	2	59:29	29:44
Iowa St.	2	59:06	29:33
Kansas St.	2	59:02	29:31
Houston	2	58:23	29:11
Baylor	2	57:31	28:46
Texas Tech	2	53:43	26:52
TCU	2	50:01	25:01



**2023-24 Big 12 Football  
Conference Individual Game Highs  
All games**

**INDIVIDUAL PLAYER GAME HIGHS**

<b>Points scored</b>	
18	Hudson Clement (West Virginia) vs Duquesne (09/09/2023)
18	Donovan Smith (Houston) at Rice (09/09/2023)
18	Trey Sanders (TCU) vs Colorado (09/02/2023)
<b>Touchdowns</b>	
3	Donovan Smith (Houston) at Rice (09/09/2023)
3	Hudson Clement (West Virginia) vs Duquesne (09/09/2023)
3	Trey Sanders (TCU) vs Colorado (09/02/2023)
<b>TD responsibility</b>	
7	Emory Jones (Cincinnati) vs Eastern Ky. (09/02/2023) [2r,5p]
<b>Points scored kicking</b>	
13	Bert Auburn (Texas) vs Rice (09/02/2023) [3fg,4pat]
<b>Total offense yards</b>	
383	Tyler Shough (Texas Tech) vs Oregon (09/09/2023) [101r,282p]
374	Tyler Shough (Texas Tech) at Wyoming (09/02/2023) [36r,338p]
<b>Total offense plays</b>	
63	Tyler Shough (Texas Tech) vs Oregon (09/09/2023) [23r,40p]
62	Tyler Shough (Texas Tech) at Wyoming (09/02/2023) [15r,47p]
<b>Total offense yards/play</b>	
39	Xavier Townsend (UCF) at Boise St. (09/09/2023) [39-1]
30	Braden Smith (Cincinnati) at Pittsburgh (09/09/2023) [30-1]
<b>Rushing yards</b>	
164	Emani Bailey (TCU) vs Colorado (09/02/2023)
153	Corey Kiner (Cincinnati) at Pittsburgh (09/09/2023)
<b>Rushing attempts</b>	
23	Tyler Shough (Texas Tech) vs Oregon (09/09/2023)
21	Tawee Walker (Oklahoma) vs SMU (09/09/2023)
21	Cartevius Norton (Iowa St.) vs Iowa (09/09/2023)
<b>Yards per rush</b>	
39	Xavier Townsend (UCF) at Boise St. (09/09/2023) [39-1]
28	Xavier Townsend (UCF) vs Kent St. (08/31/2023) [28-1]
<b>Rushing TDs</b>	
3	Donovan Smith (Houston) at Rice (09/09/2023)
3	Trey Sanders (TCU) vs Colorado (09/02/2023)
<b>Longest rush</b>	
74	Emani Bailey (TCU) vs Colorado (09/02/2023)
68	Corey Kiner (Cincinnati) at Pittsburgh (09/09/2023)
<b>Passing yards</b>	
349	Quinn Ewers (Texas) at Alabama (09/09/2023)
348	Kedon Slovis (BYU) vs Southern Utah (09/09/2023)
<b>Passing attempts</b>	
47	Tyler Shough (Texas Tech) at Wyoming (09/02/2023)
44	Rocco Becht (Iowa St.) vs Iowa (09/09/2023)
<b>Passing TDs</b>	
5	Emory Jones (Cincinnati) vs Eastern Ky. (09/02/2023)
4	Garrett Greene (West Virginia) vs Duquesne (09/09/2023)
4	Dillon Gabriel (Oklahoma) vs SMU (09/09/2023)
4	Kedon Slovis (BYU) vs Southern Utah (09/09/2023)
<b>Longest pass</b>	
70	Garrett Greene (West Virginia) vs Duquesne (09/09/2023)
65	Kedon Slovis (BYU) vs Southern Utah (09/09/2023)
65	Brady Lichtenberg (Cincinnati) vs Eastern Ky. (09/02/2023)





**2023-24 Big 12 Football  
Conference Individual Game Highs  
All games**

<b>Passes completed</b>	
31	Tyler Shough (Texas Tech) at Wyoming (09/02/2023)
26	Chandler Morris (TCU) vs Nicholls (09/09/2023)
<b>Had intercepted</b>	
3	Tyler Shough (Texas Tech) vs Oregon (09/09/2023)
2	John Rhys Plumlee (UCF) at Boise St. (09/09/2023)
2	Sawyer Robertson (Baylor) vs Utah (09/09/2023)
2	Chandler Morris (TCU) vs Colorado (09/02/2023)
2	John Rhys Plumlee (UCF) vs Kent St. (08/31/2023)
<b>Pass completion pct</b>	
100	Braden Smith (Cincinnati) at Pittsburgh (09/09/2023) [1-1]
100	Treshaun Ward (Kansas St.) vs Southeast Mo. St. (09/02/2023) [1-1]
100	Brady Lichtenberg (Cincinnati) vs Eastern Ky. (09/02/2023) [4-4]
100	Jackson Arnold (Oklahoma) vs Arkansas St. (09/02/2023) [11-11]
<b>Pass yards/attempt</b>	
30	Braden Smith (Cincinnati) at Pittsburgh (09/09/2023) [30-1]
23.3	Brady Lichtenberg (Cincinnati) vs Eastern Ky. (09/02/2023) [93-4]
<b>Pass yards/catch</b>	
30	Braden Smith (Cincinnati) at Pittsburgh (09/09/2023) [30-1]
25	Josh Hoover (TCU) vs Nicholls (09/09/2023) [50-2]
<b>Receiving yards</b>	
177	Hudson Clement (West Virginia) vs Duquesne (09/09/2023)
149	Xzavier Henderson (Cincinnati) vs Eastern Ky. (09/02/2023)
<b>Receptions</b>	
9	Samuel Brown (Houston) at Rice (09/09/2023)
9	Jaquaize Pettaway (Oklahoma) vs Arkansas St. (09/02/2023)
<b>Yards per catch</b>	
88	Keanu Hill (BYU) vs Southern Utah (09/09/2023) [3-41]
72	Hudson Clement (West Virginia) vs Duquesne (09/09/2023) [5-177]
<b>Receiving TDs</b>	
3	Hudson Clement (West Virginia) vs Duquesne (09/09/2023)
2	Adonai Mitchell (Texas) at Alabama (09/09/2023)
2	Matthew Golden (Houston) at Rice (09/09/2023)
2	Drake Dabney (Baylor) vs Texas St. (09/02/2023)
<b>Longest reception</b>	
70	Hudson Clement (West Virginia) vs Duquesne (09/09/2023)
65	Isaac Rex (BYU) vs Southern Utah (09/09/2023)
65	Barry Jackson Jr. (Cincinnati) vs Eastern Ky. (09/02/2023)
<b>Field goal attempts</b>	
5	Gino Garcia (Texas Tech) at Wyoming (09/02/2023)
4	Colton Boomer (UCF) at Boise St. (09/09/2023)
4	Isaiah Hankins (Baylor) vs Texas St. (09/02/2023)
4	Bert Auburn (Texas) vs Rice (09/02/2023)
<b>Field goals made</b>	
4	Colton Boomer (UCF) at Boise St. (09/09/2023)
3	Isaiah Hankins (Baylor) vs Texas St. (09/02/2023)
3	Bert Auburn (Texas) vs Rice (09/02/2023)
<b>Longest field goal</b>	
57	Griffin Kell (TCU) vs Nicholls (09/09/2023)
56	Chase Contreras (Iowa St.) vs UNI (09/02/2023)
<b>Field goal pct</b>	
100	Griffin Kell (TCU) vs Nicholls (09/09/2023) [2-2]
100	Carter Brown (Cincinnati) at Pittsburgh (09/09/2023) [2-2]
100	Colton Boomer (UCF) at Boise St. (09/09/2023) [4-4]
100	Seth Keller (Kansas) vs Illinois (09/08/2023) [2-2]



**2023-24 Big 12 Football  
Conference Individual Game Highs  
All games**

100	Alex Hale (Oklahoma St.) vs Central Ark. (09/02/2023) [2-2]
100	Chris Tennant (Kansas St.) vs Southeast Mo. St. (09/02/2023) [1-1]
100	Carter Brown (Cincinnati) vs Eastern Ky. (09/02/2023) [1-1]
100	Chase Contreras (Iowa St.) vs UNI (09/02/2023) [1-1]
100	Zach Schmit (Oklahoma) vs Arkansas St. (09/02/2023) [1-1]
100	Seth Keller (Kansas) vs Missouri St. (09/01/2023) [2-2]
<b>PAT kicks attempted</b>	
9	Carter Brown (Cincinnati) vs Eastern Ky. (09/02/2023)
<b>PAT kicks made</b>	
9	Carter Brown (Cincinnati) vs Eastern Ky. (09/02/2023)
<b>PAT kicks pct</b>	
100	Alex Hale (Oklahoma St.) at Arizona St. (09/09/2023) [3-3]
100	Griffin Kell (TCU) vs Nicholls (09/09/2023) [5-5]
100	Carter Brown (Cincinnati) at Pittsburgh (09/09/2023) [3-3]
100	Jack Martin (Houston) at Rice (09/09/2023) [5-5]
100	Gino Garcia (Texas Tech) vs Oregon (09/09/2023) [3-3]
100	Michael Hayes (West Virginia) vs Duquesne (09/09/2023) [6-6]
100	Danny King (West Virginia) vs Duquesne (09/09/2023) [2-2]
100	Bert Auburn (Texas) at Alabama (09/09/2023) [4-4]
100	Zach Schmit (Oklahoma) vs SMU (09/09/2023) [4-4]
100	Chase Contreras (Iowa St.) vs Iowa (09/09/2023) [1-1]
100	Isaiah Hankins (Baylor) vs Utah (09/09/2023) [1-1]
100	Chris Tennant (Kansas St.) vs Troy (09/09/2023) [6-6]
100	Seth Keller (Kansas) vs Illinois (09/08/2023) [4-4]
100	Will Ferrin (BYU) vs Sam Houston (09/02/2023) [2-2]
100	Michael Hayes (West Virginia) at Penn St. (09/02/2023) [1-1]
100	Chris Tennant (Kansas St.) vs Southeast Mo. St. (09/02/2023) [5-5]
100	Jack Martin (Houston) vs UTSA (09/02/2023) [2-2]
100	Isaiah Hankins (Baylor) vs Texas St. (09/02/2023) [2-2]
100	Alex Hale (Oklahoma St.) vs Central Ark. (09/02/2023) [3-3]
100	Leyton Simmering (Kansas St.) vs Southeast Mo. St. (09/02/2023) [1-1]
100	Gino Garcia (Texas Tech) at Wyoming (09/02/2023) [3-3]
100	Carter Brown (Cincinnati) vs Eastern Ky. (09/02/2023) [9-9]
100	Bert Auburn (Texas) vs Rice (09/02/2023) [4-4]
100	Chase Contreras (Iowa St.) vs UNI (09/02/2023) [3-3]
100	Gavin Marshall (Oklahoma) vs Arkansas St. (09/02/2023) [2-2]
100	Zach Schmit (Oklahoma) vs Arkansas St. (09/02/2023) [8-8]
100	Griffin Kell (TCU) vs Colorado (09/02/2023) [6-6]
100	Seth Keller (Kansas) vs Missouri St. (09/01/2023) [5-5]
100	Owen Piepergerdes (Kansas) vs Missouri St. (09/01/2023) [1-1]
100	Colton Boomer (UCF) vs Kent St. (08/31/2023) [8-8]
<b>Punts</b>	
9	Ryan Rehkow (BYU) vs Sam Houston (09/02/2023)
8	Tyler Perkins (Iowa St.) vs UNI (09/02/2023)
<b>Yards punted</b>	
447	Ryan Rehkow (BYU) vs Sam Houston (09/02/2023) [9-447]
378	Tyler Perkins (Iowa St.) vs UNI (09/02/2023) [8-378]
<b>Longest punt</b>	
70	Tyler Perkins (Iowa St.) vs UNI (09/02/2023)
<b>Punting avg</b>	
54	Alex Hale (Oklahoma St.) at Arizona St. (09/09/2023) [54-1]
<b>Punt returns</b>	
5	Hobbs Nyberg (BYU) vs Sam Houston (09/02/2023)
3	JoJo Earle (TCU) vs Nicholls (09/09/2023)
3	Preston Fox (West Virginia) vs Duquesne (09/09/2023)
3	Jaylin Noel (Iowa St.) vs Iowa (09/09/2023)



**2023-24 Big 12 Football  
Conference Individual Game Highs  
All games**

3	Phillip Brooks (Kansas St.) vs Troy (09/09/2023)
3	Braden Smith (Cincinnati) vs Eastern Ky. (09/02/2023)
<b>Punt return yards</b>	
90	Gavin Freeman (Oklahoma) vs Arkansas St. (09/02/2023)
60	Jaylin Noel (Iowa St.) vs UNI (09/02/2023)
<b>Longest punt return</b>	
82	Gavin Freeman (Oklahoma) vs Arkansas St. (09/02/2023)
48	Malik Fleming (Houston) vs UTSA (09/02/2023)
<b>Punt return avg</b>	
48	Malik Fleming (Houston) vs UTSA (09/02/2023) [48-1]
45	Gavin Freeman (Oklahoma) vs Arkansas St. (09/02/2023) [90-2]
<b>Kick returns</b>	
6	Corey Gordon Jr. (Baylor) vs Texas St. (09/02/2023)
<b>Kick return yards</b>	
145	Corey Gordon Jr. (Baylor) vs Texas St. (09/02/2023)
140	Major Everhart (TCU) vs Colorado (09/02/2023)
<b>Kick return avg</b>	
35	Major Everhart (TCU) vs Colorado (09/02/2023) [140-4]
34	Xavier Townsend (UCF) at Boise St. (09/09/2023) [34-1]
<b>Longest kick return</b>	
86	Major Everhart (TCU) vs Colorado (09/02/2023)
41	Parker Kingston (BYU) vs Southern Utah (09/09/2023)
<b>Kick return TDs</b>	
<b>Combined PR/KR yards</b>	
145	Corey Gordon Jr. (Baylor) vs Texas St. (09/02/2023) [0pr,145kr]
140	Major Everhart (TCU) vs Colorado (09/02/2023) [0pr,140kr]
<b>Interceptions</b>	
2	Jakob Robinson (BYU) vs Sam Houston (09/02/2023)
2	Malik Fleming (Houston) vs UTSA (09/02/2023)
2	Jeremiah Cooper (Iowa St.) vs UNI (09/02/2023)
<b>Interception return yds</b>	
88	Jeremiah Cooper (Iowa St.) vs UNI (09/02/2023)
34	Avery Wilcox (West Virginia) vs Duquesne (09/09/2023)
<b>Interception return avg</b>	
44	Jeremiah Cooper (Iowa St.) vs UNI (09/02/2023) [88-2]
34	Avery Wilcox (West Virginia) vs Duquesne (09/09/2023) [34-1]
<b>Longest interception rtn</b>	
58	Jeremiah Cooper (Iowa St.) vs UNI (09/02/2023)
34	Avery Wilcox (West Virginia) vs Duquesne (09/09/2023)
<b>All-purpose yards</b>	
178	Phillip Brooks (Kansas St.) vs Troy (09/09/2023)
177	Hudson Clement (West Virginia) vs Duquesne (09/09/2023)
<b>Tackles</b>	
17	Danny Stutsman (Oklahoma) vs SMU (09/09/2023) [5-12]
<b>Sacks</b>	
2	Nelson Ceaser (Houston) at Rice (09/09/2023) [0-2]
2	Anthony Hill Jr. (Texas) at Alabama (09/09/2023) [0-2]
2	Khalid Duke (Kansas St.) vs Troy (09/09/2023) [0-2]
2	Austin Booker (Kansas) vs Illinois (09/08/2023) [0-2]
2	Jereme Robinson (Kansas) vs Illinois (09/08/2023) [0-2]
2	Caleb Bacon (Iowa St.) vs UNI (09/02/2023) [0-2]
<b>Tackles for loss</b>	
3	Nelson Ceaser (Houston) at Rice (09/09/2023) [3-0]
3	Tre'mon Morris-Brash (UCF) at Boise St. (09/09/2023) [3-0]



**2023-24 Big 12 Football  
Conference Individual Game Highs  
All games**

- 
- |   |   |
|---|---|
| 3 | Khalid Duke (Kansas St.) vs Troy (09/09/2023) [3-0]               |
| 3 | Austin Moore (Kansas St.) vs Southeast Mo. St. (09/02/2023) [2-2] |



**2023-24 Big 12 Football  
Conference Individual Game Highs  
All games**

<b>200-Yard Rushing Performances</b>	
<b>100-Yard Rushing Performances</b>	
164	Emani Bailey (TCU) vs Colorado (09/02/2023)
153	Corey Kiner (Cincinnati) at Pittsburgh (09/09/2023)
128	DJ Giddens (Kansas St.) vs Southeast Mo. St. (09/02/2023)
120	Devin Neal (Kansas) vs Illinois (09/08/2023)
117	Tawee Walker (Oklahoma) vs SMU (09/09/2023)
110	Jahiem White (West Virginia) vs Duquesne (09/09/2023)
105	Corey Kiner (Cincinnati) vs Eastern Ky. (09/02/2023)
101	Tyler Shough (Texas Tech) vs Oregon (09/09/2023)
100	Johnny Richardson (UCF) vs Kent St. (08/31/2023)
<b>Number of 100-Yard Rushing Performances</b>	
2	Corey Kiner, Cincinnati
1	Emani Bailey, TCU
1	DJ Giddens, Kansas St.
1	Devin Neal, Kansas
1	Tawee Walker, Oklahoma
1	Jahiem White, West Virginia
1	Tyler Shough, Texas Tech
1	Johnny Richardson, UCF
<b>500-Yard Passing Performances</b>	
<b>400-Yard Passing Performances</b>	
<b>300-Yard Passing Performances</b>	
349	Quinn Ewers (Texas) at Alabama (09/09/2023)
348	Kedon Slovis (BYU) vs Southern Utah (09/09/2023)
345	Emory Jones (Cincinnati) vs Eastern Ky. (09/02/2023)
338	Tyler Shough (Texas Tech) at Wyoming (09/02/2023)
308	Dillon Gabriel (Oklahoma) vs Arkansas St. (09/02/2023)
303	Blake Shapen (Baylor) vs Texas St. (09/02/2023)
<b>Number of 300-Yard Passing Performances</b>	
1	Quinn Ewers, Texas
1	Kedon Slovis, BYU
1	Emory Jones, Cincinnati
1	Tyler Shough, Texas Tech
1	Dillon Gabriel, Oklahoma
1	Blake Shapen, Baylor
<b>200-Yard Receiving Performances</b>	
<b>100-Yard Receiving Performances</b>	
177	Hudson Clement (West Virginia) vs Duquesne (09/09/2023)
149	Xzavier Henderson (Cincinnati) vs Eastern Ky. (09/02/2023)
138	Samuel Brown (Houston) at Rice (09/09/2023)
134	Kobe Hudson (UCF) at Boise St. (09/09/2023)
119	RJ Garcia II (Kansas St.) vs Southeast Mo. St. (09/02/2023)
114	Ja'Tavion Sanders (Texas) at Alabama (09/09/2023)
112	Isaac Rex (BYU) vs Southern Utah (09/09/2023)
106	Samuel Brown (Houston) vs UTSA (09/02/2023)
101	Drake Dabney (Baylor) vs Texas St. (09/02/2023)
100	Ben Sinnott (Kansas St.) vs Southeast Mo. St. (09/02/2023)
<b>Number of 100-Yard Receiving Performances</b>	
2	Samuel Brown, Houston
1	Hudson Clement, West Virginia
1	Xzavier Henderson, Cincinnati
1	Kobe Hudson, UCF
1	RJ Garcia II, Kansas St.
1	Ja'Tavion Sanders, Texas



**2023-24 Big 12 Football  
Conference Individual Game Highs  
All games**

- 
- |   |                         |
|---|-------------------------|
| 1 | Isaac Rex, BYU          |
| 1 | Drake Dabney, Baylor    |
| 1 | Ben Sinnott, Kansas St. |





**2023-24 Big 12 Football  
Team Highs  
All games**

<b>POINTS</b>	73	Oklahoma vs Arkansas St. (09/02/2023)
<b>POINTS SCORED KICKING</b>	13	Texas vs Rice (09/02/2023)
	13	Oklahoma vs Arkansas St. (09/02/2023)
<b>TOUCHDOWNS</b>	10	Oklahoma vs Arkansas St. (09/02/2023)
<b>TOTAL OFFENSE YARDS</b>	723	UCF vs Kent St. (08/31/2023)
<b>TOTAL OFFENSE PLAYS</b>	82	Oklahoma vs Arkansas St. (09/02/2023)
<b>TOTAL OFFENSE YARDS/PLAY</b>	9.4	Cincinnati vs Eastern Ky. (09/02/2023)
<b>RUSHING YARDS</b>	389	UCF vs Kent St. (08/31/2023)
<b>RUSHING ATTEMPTS</b>	49	West Virginia vs Duquesne (09/09/2023)
	49	Oklahoma vs Arkansas St. (09/02/2023)
<b>YARDS PER RUSH</b>	8.5	UCF vs Kent St. (08/31/2023)
<b>RUSHING TDS</b>	6	Oklahoma vs Arkansas St. (09/02/2023)
<b>LONGEST RUSH</b>	74	TCU vs Colorado (09/02/2023)
<b>PASSING YARDS</b>	438	Cincinnati vs Eastern Ky. (09/02/2023)
<b>PASSING ATTEMPTS</b>	48	Oklahoma St. vs Central Ark. (09/02/2023)
<b>PASSING TDS</b>	6	Cincinnati vs Eastern Ky. (09/02/2023)
<b>LONGEST PASS</b>	70	West Virginia vs Duquesne (09/09/2023)
<b>PASSES COMPLETED</b>	31	Texas Tech at Wyoming (09/02/2023)
<b>HAD INTERCEPTED</b>	3	Texas Tech vs Oregon (09/09/2023)
<b>PASS COMPLETION PCT</b>	90.9	Oklahoma vs Arkansas St. (09/02/2023)
<b>PASSING YARDS/ATTEMPT</b>	16.2	Cincinnati vs Eastern Ky. (09/02/2023)
<b>YARDS PER CATCH</b>	19.0	Cincinnati vs Eastern Ky. (09/02/2023)
<b>FIELD GOAL ATTEMPTS</b>	5	Texas Tech at Wyoming (09/02/2023)
<b>FIELD GOALS MADE</b>	4	UCF at Boise St. (09/09/2023)
<b>LONGEST FIELD GOAL</b>	57	TCU vs Nicholls (09/09/2023)
<b>FIELD GOAL PCT</b>	100.0	TCU vs Nicholls (09/09/2023)
	100.0	Cincinnati at Pittsburgh (09/09/2023)
	100.0	UCF at Boise St. (09/09/2023)
	100.0	Kansas vs Illinois (09/08/2023)
	100.0	Kansas St. vs Southeast Mo. St. (09/02/2023)
	100.0	Oklahoma St. vs Central Ark. (09/02/2023)
	100.0	Cincinnati vs Eastern Ky. (09/02/2023)
	100.0	Iowa St. vs UNI (09/02/2023)
	100.0	Oklahoma vs Arkansas St. (09/02/2023)
	100.0	Kansas vs Missouri St. (09/01/2023)
<b>PAT KICKS ATTEMPTED</b>	10	Oklahoma vs Arkansas St. (09/02/2023)
<b>PAT KICKS MADE</b>	10	Oklahoma vs Arkansas St. (09/02/2023)



**2023-24 Big 12 Football**  
**Team Highs**  
**All games**

<b>PAT KICKS PCT</b>	100.0	Oklahoma St. at Arizona St. (09/09/2023)
	100.0	TCU vs Nicholls (09/09/2023)
	100.0	Cincinnati at Pittsburgh (09/09/2023)
	100.0	Texas Tech vs Oregon (09/09/2023)
	100.0	Houston at Rice (09/09/2023)
	100.0	Texas at Alabama (09/09/2023)
	100.0	West Virginia vs Duquesne (09/09/2023)
	100.0	Oklahoma vs SMU (09/09/2023)
	100.0	Iowa St. vs Iowa (09/09/2023)
	100.0	Kansas St. vs Troy (09/09/2023)
	100.0	Baylor vs Utah (09/09/2023)
	100.0	Kansas vs Illinois (09/08/2023)
	100.0	BYU vs Sam Houston (09/02/2023)
	100.0	West Virginia at Penn St. (09/02/2023)
	100.0	Baylor vs Texas St. (09/02/2023)
	100.0	Houston vs UTSA (09/02/2023)
	100.0	Kansas St. vs Southeast Mo. St. (09/02/2023)
	100.0	Oklahoma St. vs Central Ark. (09/02/2023)
	100.0	Texas Tech at Wyoming (09/02/2023)
	100.0	Cincinnati vs Eastern Ky. (09/02/2023)
	100.0	Texas vs Rice (09/02/2023)
	100.0	Oklahoma vs Arkansas St. (09/02/2023)
	100.0	TCU vs Colorado (09/02/2023)
	100.0	Kansas vs Missouri St. (09/01/2023)
	100.0	UCF vs Kent St. (08/31/2023)
<b>2 POINTS PATS MADE</b>	1	West Virginia at Penn St. (09/02/2023)
	1	Baylor vs Texas St. (09/02/2023)
<b>PUNTS</b>	9	BYU vs Sam Houston (09/02/2023)
<b>LONGEST PUNT</b>	70	Iowa St. vs UNI (09/02/2023)
<b>YARDS PUNTED</b>	447	BYU vs Sam Houston (09/02/2023)
<b>PUNTING AVG</b>	52.0	Texas at Alabama (09/09/2023)
<b>PUNT RETURNS</b>	5	BYU vs Sam Houston (09/02/2023)
<b>PUNT RETURN YARDS</b>	90	Oklahoma vs Arkansas St. (09/02/2023)
<b>PUNT RETURN AVG</b>	48.0	Houston vs UTSA (09/02/2023)
<b>LONGEST PUNT RETURN</b>	82	Oklahoma vs Arkansas St. (09/02/2023)
<b>KICK RETURN</b>	6	Baylor vs Texas St. (09/02/2023)
<b>KICK RETURN YARDS</b>	150	TCU vs Colorado (09/02/2023)
<b>KICK RETURN AVERAGE</b>	33.0	Kansas St. vs Southeast Mo. St. (09/02/2023)
<b>LONGEST KICK RETURN</b>	86	TCU vs Colorado (09/02/2023)



**2023-24 Big 12 Football  
Team Highs  
All games**

<b>KICK RETURN TDS</b>	0	Oklahoma St. at Arizona St. (09/09/2023)
	0	TCU vs Nicholls (09/09/2023)
	0	Cincinnati at Pittsburgh (09/09/2023)
	0	Texas Tech vs Oregon (09/09/2023)
	0	Houston at Rice (09/09/2023)
	0	Texas at Alabama (09/09/2023)
	0	West Virginia vs Duquesne (09/09/2023)
	0	UCF at Boise St. (09/09/2023)
	0	Oklahoma vs SMU (09/09/2023)
	0	Iowa St. vs Iowa (09/09/2023)
	0	BYU vs Southern Utah (09/09/2023)
	0	Kansas St. vs Troy (09/09/2023)
	0	Baylor vs Utah (09/09/2023)
	0	Kansas vs Illinois (09/08/2023)
	0	BYU vs Sam Houston (09/02/2023)
	0	West Virginia at Penn St. (09/02/2023)
	0	Baylor vs Texas St. (09/02/2023)
	0	Houston vs UTSA (09/02/2023)
	0	Kansas St. vs Southeast Mo. St. (09/02/2023)
	0	Oklahoma St. vs Central Ark. (09/02/2023)
	0	Texas Tech at Wyoming (09/02/2023)
	0	Cincinnati vs Eastern Ky. (09/02/2023)
	0	Texas vs Rice (09/02/2023)
	0	Iowa St. vs UNI (09/02/2023)
	0	Oklahoma vs Arkansas St. (09/02/2023)
	0	TCU vs Colorado (09/02/2023)
	0	Kansas vs Missouri St. (09/01/2023)
	0	UCF vs Kent St. (08/31/2023)
<b>INTERCEPTIONS</b>	3	BYU vs Sam Houston (09/02/2023)
	3	Houston vs UTSA (09/02/2023)
<b>INTERCEPTION RETURN YARDS</b>	88	Iowa St. vs UNI (09/02/2023)
<b>INTERCEPTION RETURN AVERAGE</b>	44.0	Iowa St. vs UNI (09/02/2023)
<b>LONGEST INTERCEPTION RETURN</b>	58	Iowa St. vs UNI (09/02/2023)
<b>INTERCEPTION RETURN TDS</b>	1	Iowa St. vs UNI (09/02/2023)
<b>FUMBLES LOST</b>	2	West Virginia vs Duquesne (09/09/2023)
<b>FUMBLES RECOVERED</b>	2	Baylor vs Texas St. (09/02/2023)
	2	Texas Tech at Wyoming (09/02/2023)
<b>SACKED BY OPP</b>	4	Texas Tech vs Oregon (09/09/2023)
<b>QB SACKS</b>	6	TCU vs Nicholls (09/09/2023)
<b>TURNOVERS COMMITTED</b>	4	Texas Tech vs Oregon (09/09/2023)
<b>TURNOVERS CAUSED</b>	3	BYU vs Sam Houston (09/02/2023)
	3	Houston vs UTSA (09/02/2023)
	3	Cincinnati vs Eastern Ky. (09/02/2023)
	3	Texas vs Rice (09/02/2023)
<b>KICKS BLOCKED</b>	1	Iowa St. vs Iowa (09/09/2023)
	1	Texas Tech at Wyoming (09/02/2023)
<b>FIRST DOWNS</b>	16	Oklahoma vs Arkansas St. (09/02/2023)
<b>1ST DOWN RUSHING</b>	17	West Virginia vs Duquesne (09/09/2023)
	17	UCF vs Kent St. (08/31/2023)
<b>1ST DOWN PASSING</b>	19	Texas Tech at Wyoming (09/02/2023)
<b>1ST DOWN BY PENALTY</b>	6	Texas Tech vs Oregon (09/09/2023)
<b>PENALTIES</b>	10	TCU vs Colorado (09/02/2023)
<b>PENALTIES YARDS</b>	90	Cincinnati at Pittsburgh (09/09/2023)



**2023-24 Big 12 Football**  
**Team Lows**  
**All games**

<b>TOTAL OFFENSE YARDS</b>	250	Iowa St. vs UNI (09/02/2023)
<b>TOTAL OFFENSE YARDS/PLAY</b>	3.8	BYU vs Sam Houston (09/02/2023)
<b>RUSHING YARDS</b>	46	BYU vs Southern Utah (09/09/2023)
<b>RUSHING ATTEMPTS</b>	23	BYU vs Southern Utah (09/09/2023)
<b>YARDS PER RUSH</b>	2.0	BYU vs Southern Utah (09/09/2023)
<b>LONGEST RUSH</b>	11	Iowa St. vs Iowa (09/09/2023)
<b>PASSING ATTEMPTS</b>	18	Iowa St. vs UNI (09/02/2023)
<b>PASSING YARDS</b>	116	Iowa St. vs UNI (09/02/2023)
<b>YARDS PER COMPLETION</b>	7.3	BYU vs Sam Houston (09/02/2023)
<b>PASSES COMPLETED</b>	12	Baylor vs Utah (09/09/2023)
<b>PASS COMPLETION PCT</b>	42.9	Baylor vs Utah (09/09/2023)
<b>LONGEST PASS</b>	16	Iowa St. vs Iowa (09/09/2023)
<b>FIRST DOWNS</b>	2	BYU vs Sam Houston (09/02/2023)
<b>1ST DOWN RUSHING</b>	1	BYU vs Southern Utah (09/09/2023)
<b>1ST DOWN PASSING</b>	4	Iowa St. vs UNI (09/02/2023)
<b>1ST DOWN BY PENALTY</b>	0	TCU vs Nicholls (09/09/2023)
	0	Oklahoma vs SMU (09/09/2023)
	0	Iowa St. vs Iowa (09/09/2023)
	0	BYU vs Sam Houston (09/02/2023)
	0	West Virginia at Penn St. (09/02/2023)
	0	Texas Tech at Wyoming (09/02/2023)
	0	Cincinnati vs Eastern Ky. (09/02/2023)
<b>PENALTIES</b>	2	Iowa St. vs Iowa (09/09/2023)
<b>PENALTIES YARDS</b>	24	Iowa St. vs Iowa (09/09/2023)



2023-24 Big 12 Football  
Standings  
All games

Page 1/1  
as of Sep 10, 2023

Team	Overall	Pct.	Conference	Pct.	PF	PA	Home	Away	Neut	Streak
BYU	2-0	1.000	0-0	.000	55	16	2-0	0-0	0-0	W 2
Texas	2-0	1.000	0-0	.000	71	34	1-0	1-0	0-0	W 2
Kansas St.	2-0	1.000	0-0	.000	87	13	2-0	0-0	0-0	W 2
Kansas	2-0	1.000	0-0	.000	82	40	2-0	0-0	0-0	W 2
UCF	2-0	1.000	0-0	.000	74	22	1-0	1-0	0-0	W 2
Oklahoma	2-0	1.000	0-0	.000	101	11	2-0	0-0	0-0	W 2
Cincinnati	2-0	1.000	0-0	.000	93	34	1-0	1-0	0-0	W 2
Oklahoma St.	2-0	1.000	0-0	.000	54	28	1-0	1-0	0-0	W 2
Iowa St.	1-1	.500	0-0	.000	43	29	1-1	0-0	0-0	L 1
West Virginia	1-1	.500	0-0	.000	71	55	1-0	0-1	0-0	W 1
TCU	1-1	.500	0-0	.000	83	51	1-1	0-0	0-0	W 1
Houston	1-1	.500	0-0	.000	58	57	1-0	0-1	0-0	L 1
Texas Tech	0-2	.000	0-0	.000	63	73	0-1	0-1	0-0	L 2
Baylor	0-2	.000	0-0	.000	44	62	0-2	0-0	0-0	L 2