

# BAYLOR

# FOOTBALL GAME NOTES



Follow **Baylor Football** on Twitter, Instagram and Facebook: **@BUFootball**

## GAME 6

RV/22 **BAYLOR** (3-3, 1-2 Big 12) at **WEST VIRGINIA** (2-3, 0-2 Big 12)



Oct. 13 • 6 p.m. CT • Watch: **FS1** • Listen: **ESPN Central Texas & Varsity Network app**  
Morgantown, W.Va. • Milan Puskar Stadium (60,000) • Social Media: **@BUFootball** | **#SicEm**

## MEDIA INFORMATION

TV: FS1

Talent: Noah Eagle (pxp), Mark Helfrich (analyst)  
BU Radio: Baylor Sports Network / ESPN Central Texas  
Satellite: Sirius 199 / XM 199 / Internet 199  
Talent: John Morris (pxp), J.J. Joe (analyst),  
Ricky Thompson (sideline)

Live Stats: [BaylorStats.com](http://BaylorStats.com)

Twitter: [@BUFootball](https://twitter.com/BUFootball) | [#SicEm](https://twitter.com/SicEm)

## BAYLOR 3-2, 1-1 Big 12

Ranking RV – AP, 22nd – Coaches  
Head Coach Dave Aranda (Cal Lutheran, 1999)  
Career Record 17-11 (3rd season)  
Baylor Record 17-11 (3rd season)  
vs. WVU 1-1

## WEST VIRGINIA 2-3, 0-2 Big 12

Ranking NR – AP, NR – Coaches  
Head Coach Neal Brown (UMass, 2002)  
Career Record 54-37 (8th season)  
WVU Record 19-21 (4th season)  
vs. Baylor 1-2

## BAYLOR COACHING STAFF

### On the Field

Dave Aranda Head Coach  
Jeff Grimes Offensive Coordinator/TE  
Ron Roberts Defensive Coordinator/ILB  
Dennis Johnson Defensive Line  
Justin Johnson Running Backs  
Eric Mateos Offensive Line  
Ronnie Wheat Special Teams Coord./Safeties  
Dallas Baker Wide Receivers

### In the Booth

Shawn Bell Quarterbacks  
Caleb Collins Outside Linebackers  
Kevin Curtis Cornerbacks

## BAYLOR ATHLETICS COMMUNICATIONS

**BRENT INGRAM** Primary Contact  
210-845-8651 • [Brent\\_Ingram@baylor.edu](mailto:Brent_Ingram@baylor.edu)

**MAX CALDERONE** Secondary Contact  
254-265-1639 • [Max\\_Calderone@baylor.edu](mailto:Max_Calderone@baylor.edu)

## STORY LINES

- Baylor enters the matchup in West Virginia ranked No. 22 in the USA TODAY Coaches Poll. It is the 10th year in the last 13 that Baylor has been ranked.
- The Bears are searching for their first win in Morgantown, having fallen in the first five meetings at WVU. Baylor suffered a 27-21 double-overtime loss in 2020 at West Virginia.
- BU is under the direction of third-year head coach Dave Aranda, the 2021 George Munger and Big 12 Conference Coach of the Year. Aranda took over prior to the 2020 season after a historic run for four years as the associate head coach and defensive coordinator at LSU, helping the Tigers to the 2019 National Championship and 2019 Southeastern Conference Championship.
- The Bears had a pair of lengthy streaks snapped on Oct. 1 in a loss vs. Oklahoma State, a rematch of the 2021 Big 12 Conference Championship game. BU had its stretch of 18-straight games allowing 30 or fewer points snapped - the longest streak since 1984-86. Baylor also had its streak of four-straight games allowing fewer than 100 rushing yards snapped, which was the second-longest streak in program history and its longest since 1953.
- QB Blake Shapen threw for a career-high 345 yards on Oct. 1 in the matchup with Oklahoma State.
- Shapen found WR Monaray Baldwin for a pair of TDs, with Baldwin going for seven grabs for 174 yards receiving.
- Baylor returns the second-most games played among its four returning starting offensive linemen in the nation. The Bears are led on the front five by preseason All-America selections in Connor Galvin and Jacob Gall.
- Defensive lineman Siaki Ika is a preseason All-American by five outlets, including Athlon Sports, Phil Steele, Associated Press, Pro Football Network and Pick Six Preview. Ika was the Big 12 Defensive Newcomer of the Year in 2021.
- Running back Richard Reese leads all NCAA freshman with seven rushing TDs, while totaling 400 yards on the ground in his collegiate debut.

## 2022 SCHEDULE

|  |   |             |                |
|--|---|-------------|----------------|
|  | <b>Sept. 3</b> UAlbany at #10/10 Baylor   | ESPN+       | W, 69-10       |
|  | Waco, Texas / McLane Stadium (45,140) / Most points in an opener since 2013               |             |                |
|  | <b>Sept. 10</b> #9/8 Baylor at #21/25 BYU   | ESPN        | L, 26-20 (2ot) |
|  | Provo, Utah / LaVell Edwards Stadium (63,470) / First overtime game since 2020            |             |                |
|  | <b>Sept. 17</b> Texas State at #17/17 Baylor  | FS1         | W, 42-10       |
|  | Waco, Texas / McLane Stadium (45,140) / BU runs for 293 yards, Reese goes for 156 & 3 TDs |             |                |
|  | <b>Sept. 24</b> #17/17 Baylor at Iowa State   | ESPN2       | W, 31-24       |
|  | Ames, Iowa / Jack Trice Stadium (61,500) / BU led 31-14 in fourth quarter                 |             |                |
|  | <b>Oct. 1</b> #9/7 Oklahoma State at #16/14 Baylor  | FOX         | L, 36-25       |
|  | Waco, Texas / McLane Stadium (45,140) / Snapped 9-game home win streak                    |             |                |
|  | <b>Oct. 13</b> #22 Baylor at West Virginia  | FS1         | 6 p.m.         |
|  | Morgantown, W.Va. / Milan Puskar Stadium (60,000) / WVU leads series, 6-4                 |             |                |
|  | <b>Oct. 22</b> #19/17 Kansas at #22 Baylor  | TBD         | TBD            |
|  | Waco, Texas / McLane Stadium (45,140) / Baylor leads series 17-4                          |             |                |
|  | <b>Oct. 29</b> #22 Baylor at Texas Tech   | TBD         | TBD            |
|  | Lubbock, Texas / Jones AT&T Stadium (60,454) / Baylor leads series 40-39-1                |             |                |
|  | <b>Nov. 5</b> #22 Baylor at Oklahoma  | TBD         | TBD            |
|  | Norman, Okla. / Oklahoma Memorial Stadium (86,112) / OU leads series, 28-4                |             |                |
|  | <b>Nov. 12</b> #19/17 Kansas State at #22 Baylor  | TBD         | TBD            |
|  | Waco, Texas / McLane Stadium (45,140) / Baylor leads series, 10-9                         |             |                |
|  | <b>Nov. 19</b> #17/18 TCU at #22 Baylor   | TBD         | TBD            |
|  | Waco, Texas / McLane Stadium (45,140) / TCU leads series, 57-53-7                         |             |                |
|  | <b>Nov. 25</b> #22 Baylor at Texas  | ESPN or ABC | TBD            |
|  | Austin, Texas / Darrell K Royal Stadium (100,119) / Texas leads series 78-29-4            |             |                |



**DAVE  
ARANDA**  
HEAD COACH, THIRD SEASON

**THE ARANDA FILE**

**PERSONAL**

Born: Sept. 29, 1976  
Family: wife: Dione; children: Jaelyn, Jordyn, Ronin

**EDUCATION**

California Lutheran, 1999 (Philosophy)  
Texas Tech, 2002 (Interdisciplinary Studies)

**COACHING EXPERIENCE**

1995 Redlands (Calif.) High School, DC/LB/OL  
1996-99 California Lutheran, linebackers  
2000-02 Texas Tech, graduate assistant  
2003-04 Houston, linebackers  
2005-06 California Lutheran, DC/linebackers  
2007 Delta State, co-DC/secondary  
2008-09 Hawaii, defensive line  
2010-11 Hawaii, defensive coordinator  
2012 Utah State, defensive coordinator  
2013-15 Wisconsin, DC/ILB  
2016 LSU, DC/linebackers  
2017-19 LSU, AHC/DC/linebackers  
2020-pres. Baylor, head coach

**THE ARANDA WORKSHEET**

| YEAR         | SCHOOL            | OVERALL      | CONFERENCE   |
|--------------|-------------------|--------------|--------------|
|              |                   | RECORD       | RECORD       |
| 2020         | Baylor            | 2-7          | 2-7          |
| 2021         | Baylor            | 12-2         | 7-2          |
| 2022         | Baylor            | 3-2          | 1-1          |
| <b>TOTAL</b> | <b>3rd season</b> | <b>17-11</b> | <b>10-10</b> |

**BAYLOR IN THE POLLS**

| WEEK | W/L | AP | COACHES | CFP |
|------|-----|----|---------|-----|
| PRE  | 0-0 | 10 | 10      | —   |
| 9/5  | 1-0 | 9  | 8       | —   |
| 9/12 | 1-1 | 17 | 19      | —   |
| 9/18 | 2-1 | 17 | 17      | —   |
| 9/25 | 3-1 | 16 | 14      | —   |
| 10/2 | 3-2 | RV | 22      | —   |

**SERIES HISTORY**

- West Virginia leads the all-time series with Baylor, 6-4, including a 5-0 mark in games played in Morgantown. The Bears have won two of the last three meetings, which snapped a three-game win streak for WVU in the series.
- The Bears have won the last two meetings in the series in Waco. WVU extended its streak to five straight wins over BU in Morgantown with a double-overtime win over the Bears in 2020, 27-21.

**WEST VIRGINIA LEADS 6-4**

| Year | Score      | Site           | Date    |
|------|------------|----------------|---------|
| 2012 | WVU, 70-63 | Morgantown     | Oct.29  |
| 2013 | BU, 73-42  | Waco           | Oct. 5  |
| 2014 | WVU, 41-27 | Morgantown     | Oct. 18 |
| 2015 | BU, 62-38  | Waco           | Oct. 17 |
| 2016 | WVU, 24-21 | Morgantown     | Dec. 3  |
| 2017 | WVU, 38-36 | Waco           | Oct. 21 |
| 2018 | WVU, 58-14 | Morgantown     | Oct. 25 |
| 2019 | BU, 17-14  | Waco           | Oct. 31 |
| 2020 | WVU, 27-21 | Morgantown 20T | Oct. 3  |
| 2021 | BU, 45-20  | Waco           | Oct. 9  |

*Waco: BU leads, 4-1*  
*Morgantown: WVU leads, 5-0*

**18 STRAIGHT GAMES HOLDING OPPONENT UNDER 30**

- Over the course of the 2021 through the start of 2022, Baylor’s defense put up a historic run, the likes of which haven’t been seen in 36 years.
- It was the longest such Baylor streak in the modern-era of college football and the longest since 1984-86. Only three times since 1964 has Baylor had a streak of 18 or more games holding an opponent to 30 or fewer points, also doing it in 1979-81, a 25-game stretch.
- The Bears were one of only three teams to hold each opponent of 2021 under 30 points, joining Clemson and Cincinnati. Last year, Baylor on average held opponents to 10.6 points per game below their averages in other games.

| CONSECUTIVE GAMES | YEARS          |
|-------------------|----------------|
| 53                | 1959-63        |
| 44                | 1908-13        |
| 38                | 1922-26        |
|                   | 1918-22        |
| 36                | 1955-58        |
|                   | 1935-38        |
| 31                | 1914-17        |
| 29                | 1931-34        |
| 28                | 1938-41        |
| 25                | 1979-81        |
|                   | 1941-45        |
| 20                | 1927-29        |
| 19                | 1984-86        |
| <b>18</b>         | <b>2021-22</b> |

**CHASING RUSH DEFENSE HISTORY**

- The Bears opened the 2022 season holding each of their first four opponents to under 100 rushing yards. It marked the longest streak of consecutive games holding foes to under 100 yards on the ground since 1953, when the Bears held opponents in games 2-6 (Miami, Arkansas, Vanderbilt, Texas A&M, TCU) to under 100 yards rushing.
- The season program standard for holding an opponent to 100 yards or fewer on the ground came in 1986, when the Bears held Wyoming, LA Tech, USC, Houston, Texas A&M, Rice and Texas to under 100 yards rushing. BU held six opponents to 100 yards or fewer on the ground during the historic 2021 season.
- A total of 10 opponents in the last two years haven't reached 100 yards rushing, the best two-season total in program annals.

| YEAR | > 100 YARD RUSHING GAMES | GAME NUMBERS (OPPONENTS)   |
|------|--------------------------|--|
| 1986 | 7                        | 1-3, 5, 7, 10-11 (Wyoming, LA Tech, USC, UH, Texas A&M, Rice, UT)    |
| 2021 | 6                        | 1, 6-7, 9-10, 14 (Texas State, WVU, BYU, TCU, OU, OSU)               |
| 1953 | 5                        | 2-6 (Miami, Arkansas, Vandy, Texas A&M, TCU)                         |
| 1980 | 5                        | 1, 3, 6-7, 12 (Lamar, Texas Tech, Texas A&M, TCU, UT)                |
| 1991 | 5                        | 3-5, 8, 11 (Mizzou, SMU, UH, TCU, UT)                                |
| 2008 | 5                        | 2-3, 6, 11-12 (NW St., Washington State, ISU, Texas A&M, Texas Tech) |
| 1947 | 4                        | 1, 3-5 (SFA, Arkansas, Texas Tech, Texas A&M)                        |
| 1965 | 4                        | 1-2, 3, 5 (Auburn, Washington, FSU, Texas A&M)                       |
| 1984 | 4                        | 3-4, 8-9 (Texas Tech, UH, UNM, Arkansas)                             |
| 2013 | 4                        | 2-3, 6, 8 (Buffalo, ULM, ISU, OU)                                    |
| 2022 | 4                        | 1-4 (UAlbany, BYU, Texas State, ISU)                                 |

**BAYLOR LEADS NATION IN FOOTBALL, BASKETBALL WINS**

- Baylor athletics is in the midst of a historic run of success, including recent national titles in men's and women's basketball, and football coming off a Big 12 Conference Championship in 2021 and the 2022 Sugar Bowl.
- Since 2011, and as of Sept. 28, 2022, no other school can compete with Baylor's run, as the Bears lead the nation in wins combined among football, and men's and women's basketball. Baylor has 56 more wins than the next closest school, Notre Dame. The next Big 12 Conference team on the list is West Virginia at No. 22 and Texas at No. 25.

| RANK | SCHOOL        | WINS-LOSSES |
|------|---------------|-------------|
| 1.   | Baylor        | 724-188     |
| 2.   | Notre Dame    | 668-237     |
| 3.   | Louisville    | 666-230     |
| 4.   | UConn         | 639-249     |
| 5.   | Stanford      | 629-260     |
| 6.   | Kentucky      | 621-264     |
| 7.   | Ohio State    | 608-257     |
| 8.   | Duke          | 606-245     |
|      | Oregon        | 606-245     |
| 10.  | Maryland      | 601-266     |
| ...  |               |             |
| 22.  | West Virginia | 546-326     |
| 25.  | Texas         | 536-333     |

**LAST MEETING**

- Baylor routed West Virginia in the last meeting, a 45-20 win in Waco at McLane Stadium that improved the Bears to 6-1 and dropped WVU to 0-4 in the Big 12. The Bears opened up the game with a 28-10 lead at halftime, including a 21-point first quarter, to cruise to the win.
- BU QB Gerry Bohanon threw for a career-high 336 yards and four TDs, while also rushing for a score. Abram Smith rushed 11 times for 87 yards and a score, with Trestan Ebner toting it eight times for 53 yards. Tyquan Thornton had a monster game with eight grabs for 187 yards and two TDs, while Drew Estrada grabbed four balls for 90 yards and Ben Sims hauled in a pair of touchdowns. Defensively, Terrel Bernard had nine tackles, including a sack, while Brayden Utley chipped in six tackles and a stop for a loss. Jalen Pitre had an interception to go with five tackles.

**RECORD BREAKDOWN**

|                        |                                       |
|------------------------|---------------------------------------|
| Current Streak         | Lost 1                                |
| Current Home Streak    | Lost 1                                |
| Current Neutral Streak | Won 2                                 |
| Current Road Streak    | Won 1                                 |
| Last Win               | 31-24 at Iowa State (9/24/22)         |
| Last Home Win          | 42-10 vs. Texas State (9/17/22)       |
| Last Neutral Win       | 21-7 vs. #8 Ole Miss (1/1/22)         |
| Last Road Win          | 31-24 at Iowa State (9/24/22)         |
| Last Loss              | 36-25 vs. #7 Oklahoma State (10/1/22) |
| Last Home Loss         | 36-25 vs. #7 Oklahoma State (10/1/22) |
| Last Neutral Loss      | 14-26 vs. #8 Georgia (1/1/20)         |
| Last Road Loss         | 26-20 (2 ot) at #21/25 BYU (9/10/22)  |

|                                   | 2022 | Under Aranda |
|-----------------------------------|------|--------------|
| Home                              | 2-1  | 11-3         |
| Road                              | 1-1  | 4-8          |
| Neutral                           | 0-0  | 2-0          |
| Natural Grass                     | 1-1  | 1-4          |
| Artificial Turf                   | 2-1  | 16-7         |
| Day Games                         | 2-1  | 11-7         |
| Night Games                       | 1-1  | 6-4          |
| vs. AP Ranked Opponents           | 0-2  | 5-6          |
| September                         | 3-1  | 8-1          |
| October                           | 0-1  | 3-5          |
| November                          | 0-0  | 4-3          |
| December                          | 0-0  | 1-2          |
| January                           | 0-0  | 1-0          |
| Leading at Halftime               | 3-0  | 14-2         |
| Trailing at Halftime              | 0-2  | 2-8          |
| Tied at Halftime                  | 0-0  | 1-1          |
| Scoring First                     | 3-1  | 12-4         |
| Opponent Scoring First            | 0-1  | 5-7          |
| Score < 20 Points                 | 0-0  | 0-5          |
| Score 20+ Points                  | 3-2  | 17-6         |
| Score 30+ Points                  | 3-0  | 11-1         |
| Score 40+ Points                  | 2-0  | 6-0          |
| Score 50+ Points                  | 1-0  | 2-0          |
| Score 60+ Points                  | 1-0  | 2-0          |
| Opponent Scores < 20 Points       | 2-0  | 9-0          |
| Opponent Scores 20+ Points        | 1-2  | 8-11         |
| Opponent Scores 30+ Points        | 0-1  | 1-5          |
| Opponent Scores 40+ Points        | 0-0  | 0-1          |
| Gain < 20 First Downs             | 0-0  | 3-7          |
| Gain 20+ First Downs              | 3-2  | 14-4         |
| Opponent Gains < 20 First Downs   | 3-1  | 11-5         |
| Opponent Gains 20+ First Downs    | 0-2  | 6-7          |
| More Rushing Yards Than Opponent  | 3-1  | 14-3         |
| Fewer Rushing Yards Than Opponent | 0-1  | 3-8          |
| Rush For < 100 Yards              | 0-0  | 2-6          |
| Rush For 100+ Yards               | 3-2  | 15-5         |
| Opponent Rushes For < 100 Yards   | 3-1  | 8-3          |
| Opponent Rushes For 100+ Yards    | 0-1  | 9-8          |
| More Passing Yards Than Opponent  | 2-1  | 7-5          |
| Fewer Passing Yards Than Opponent | 1-1  | 10-6         |
| Pass For < 200 Yards              | 0-1  | 6-4          |
| Pass For 200+ Yards               | 3-1  | 10-7         |
| Opponent Passes For < 200 Yards   | 2-0  | 9-5          |
| Opponent Passes For 200+ Yards    | 1-2  | 7-6          |
| More Total Yards Than Opponent    | 3-1  | 14-3         |
| Fewer Total Yards Than Opponent   | 0-1  | 4-8          |
| Gain < 300 Total Yards            | 0-1  | 2-6          |
| Gain 300+ Total Yards             | 3-1  | 15-5         |
| Opponent Gains < 300 Total Yards  | 2-0  | 7-1          |
| Opponent Gains 300+ Total Yards   | 1-2  | 10-10        |
| Commit No Turnovers               | 2-1  | 6-4          |
| Commit < 3 Turnovers              | 1-1  | 14-10        |
| Commit 3+ Turnovers               | 0-0  | 0-0          |
| Force < 3 Turnovers               | 3-2  | 14-8         |
| Force 3+ Turnovers                | 0-0  | 3-3          |
| Commit < 6 Penalties              | 2-1  | 9-3          |
| Commit 6 or + Penalties           | 1-1  | 8-8          |
| 3rd Down % < 25                   | 0-0  | 0-3          |
| 3rd Down % 25-49                  | 2-1  | 13-7         |
| 3rd Down % 50+                    | 1-1  | 4-1          |
| Opponent 3rd Down % < 25          | 0-1  | 3-2          |
| Opponent 3rd Down % 25-49         | 2-1  | 12-5         |
| Opponent 3rd Down % 50+           | 1-0  | 2-4          |
| Lead Time of Possession           | 1-1  | 10-2         |
| Trail Time of Possession          | 1-1  | 7-9          |
| Overtime Games                    | 0-1  | 0-2          |

## 2022 HONORS

### DAVE ARANDA, HEAD COACH

Preseason Dodd Trophy Watch List

### MONARAY BALDWIN, WR

Earl Campbell Tyler Rose Award Honorable Mention - Week 1

### DILLON DOYLE, LB

Preseason All-Big 12 (Big 12 Media)

Preseason All-Big 12 First Team (Athlon, Phil Steele, Pick Six Preview)

Preseason All-Texas Second Team (DCTF)

Bronko Nagurski Trophy Watch List

### TJ FRANKLIN, DL

Preseason All-Big 12 Third Team (Athlon)

### JACOB GALL, C

Preseason All-America Third Team (PFN)

Preseason All-America Fourth Team (Athlon, Pick Six Preview)

Preseason All-Big 12 (Big 12 Media)

Preseason All-Big 12 First Team (Athlon, Phil Steele, Pick Six Preview)

Preseason All-Texas Second Team (DCTF)

Rimington Trophy Watch List

Outland Trophy Watch List

### CONNOR GALVIN, OL

Preseason All-America First Team (Athlon, Pick Six Preview)

Preseason All-America Second Team (Action Network, AP, Phil Steele, PFN)

Preseason All-Big 12 (Big 12 Media)

Preseason All-Big 12 First Team (Athlon, Phil Steele, Pick Six Preview)

Preseason Best Offensive Lineman in Texas (DCTF)

Preseason All-Texas First Team (DCTF)

Outland Trophy Watch List

Lombardi Award Watch List

Reese's Senior Bowl Watch List

### GABE HALL, DL

Preseason All-Big 12 Second Team (Pick Six Preview)

Preseason All-Big 12 Third Team (Athlon, Phil Steele)

### ISAIAH HANKINS, K

Preseason All-Big 12 Fourth Team (Athlon, Phil Steele)

### SIAKI IKA, DL

Preseason All-America First Team (PFN, Pick Six Preview)

Preseason All-America Second Team (AP)

Preseason All-America Third Team (Phil Steele)

Preseason All-America Fourth Team (Athlon)

Preseason All-Big 12 (Big 12 Media)

Preseason All-Big 12 First Team (Athlon, Phil Steele, Pick Six Preview)

Preseason Best Defensive Lineman in Texas (DCTF)

Preseason All-Texas First Team (DCTF)

Bronko Nagurski Trophy Watch List

Outland Trophy Watch List

Bednarik Award Watch List

Polynesian Player of the Year Watch List

### BRYSON JACKSON, LB

Big 12 Defensive Player of the Week - Week 5

## SCOUTING THE MOUNTAINEERS

- West Virginia, coached by former Kentucky wide receiver Neal Brown, comes into the game also spending Saturday off with an idle week after falling on Oct. 1 at Texas, 38-20. It dropped WVU to 0-2 in Big 12 Conference play, also falling vs. Kansas 55-42. The Mountaineers have a win over Townson and at Virginia Tech.
- Brown is assisted by assistant head coach Matt Moore, who has been with Brown since his days coaching Troy, offensive coordinator Graham Harrell and defensive coordinators Jordan Lesley and Shadon Brown.
- WVU is averaging 38.2 points per game, allowing 29.6, with 454.8 yards of total offense a game, including 268.6 through the air and 186.2 on the ground. Opponents are going for just 331.4 yards per game, with 230.8 through the air and 100.6 on the ground.
- Former Georgia QB J.T. Daniels has thrown for 1,209 yards - 241.8 yards per game - with eight TDs and two interceptions. Tony Mathis has rushed 70 times for 296 yards and three TDs, while CJ Donaldson has totaled it 56 times for 389 yards and six TDs. Bryce Ford-Wheaton has four TD grabs over his 35 catches, going for 412 yards.
- Kicker Casey Legg has yet to miss an attempt in 2022, nailing all eight of his field goals and 19 PATs.
- Defensively, WVU is led by Lee Kpogba, who has 31 tackles, two for a loss and one sack. Dante Stills has a team-high 2.5 sacks, while Jacolby Spells owns the lone interception for the Mountaineers.

## NO. 9/7 OKLAHOMA STATE RIDES HOT START TO 36-25 WIN

- No. 16/14 Baylor fell behind 23-3 early in the third quarter to No. 9/7 Oklahoma State but couldn't overcome the hole during a furious rally that saw BU cut the lead to a one-score game later in the quarter, falling 36-25 to the Cowboys in a rematch of the 2021 Big 12 Conference Championship Game.
- Baylor found itself down 23-3 after allowing a kickoff returned for a touchdown early in the third quarter but responded with 14 straight points to cut the lead to 23-17. OSU answered with a 50 yard kickoff return on the ensuing possession and took two plays to regain a 30-17 lead. The lead grew to 33-17 before Baylor got a 70-yard TD strike from Blake Shapen to Monaray Baldwin - their second TD connection of the game - with a two-point conversion cutting it to an eight-point game with 2:14 left in the third quarter.
- Baylor threw an interception on its own 33 yard line with 8:52 in the quarter and OSU finished an eight-play drive with a field goal for an 11-point lead it wouldn't relinquish.
- Shapen threw for a career-high 345 yards, with the two scores to Baldwin, who had a career-high seven catches for 174 yards. Richard Reese rushed 17 times for 85 yards and his NCAA-freshmen leading seventh TD of the year. Linebacker Dylan Doyle had a team-leading 10 tackles.
- Spencer Sanders threw for 181 yards for the Cowboys, also rushing 14 times for 75 yards. Dominic Richardson had 24 carries for 73 yards and a score. Jaden Nixon had the big blow of the game, a 98-yard kickoff return for a TD in the third quarter.

## BAYLOR CLAIMS LEAGUE OPENER IN AMES

- Baylor rolled to a 31-24 win over Iowa State in Ames to open league play, owning a 31-14 lead in the fourth quarter and using an efficient offensive attack to secure the win.
- The Bears got 238 yards and three TDs passing from Blake Shapen, and 78 yards and a rushing TD from freshman Richard Reese to pull away from the Cyclones and earn the first Baylor win in Ames since 2016.
- The Baylor defense forced two interceptions and held ISU to just 66 yards rushing, totaling four sacks, including two from linebacker Bryson Jackson.
- Shapen found Ben Sims, Dillon Doyle and Gavin Holmes for TD strikes, with Holmes going for three catches and 92 yards. His 38-yard scoring grab pushed Baylor's lead to 31-14 with 9:37 left in the fourth quarter. The Cyclones cut the lead to 10 with a 75-play drive and added a field goal to set up an impactful on-side kick attempt in the closing seconds, which was grabbed by BU linebacker Matt Jones to clinch the win.

**BAYLOR IN BIG 12 OPENERS**

- Baylor has gone 8-1 in Big 12 openers since 2013. In the 17 prior Big 12 openers from 1996-2012, the Bears went 4-13 and were outscored by an average of 32-23.
- This was the fifth time Baylor has opened Big 12 Conference play with Iowa State, facing the Cyclones in 2022, 2019, 2014, 2001 and 2000, going 3-2 in those meetings.

| YEAR | OPPONENT           | SCORE    | YEAR | OPPONENT       | SCORE    |
|------|--------------------|----------|------|----------------|----------|
| 1996 | at Texas Tech      | L, 24-25 | 2013 | West Virginia  | W, 73-42 |
| 1997 | Texas Tech         | L, 14-35 | 2014 | at Iowa State  | W, 49-28 |
| 1998 | at Colorado        | L, 16-18 | 2015 | vs. Texas Tech | W, 63-35 |
| 1999 | at Oklahoma        | L, 10-41 | 2016 | Oklahoma State | W, 35-24 |
| 2000 | Iowa State         | L, 17-31 | 2017 | Oklahoma       | L, 41-49 |
| 2001 | at Iowa State      | L, 0-41  | 2018 | Kansas         | W, 26-7  |
| 2002 | Kansas             | W, 35-32 | 2019 | Iowa State     | W, 23-21 |
| 2003 | Colorado           | W, 42-30 | 2020 | Kansas         | W, 47-14 |
| 2004 | at Texas           | L, 14-44 | 2021 | at Kansas      | W, 45-7  |
| 2005 | at Texas A&M (2ot) | L, 13-16 | 2022 | at Iowa State  | W, 31-24 |
| 2006 | Kansas State       | W, 17-3  |      |                |          |
| 2007 | at Texas A&M       | L, 10-34 |      |                |          |
| 2008 | Oklahoma           | L, 17-49 |      |                |          |

**BEARS IN NATIONAL STAT RANKINGS**

- Baylor ranks among the nation's top 30 leaders in eight categories, including checking in No. 20 in rushing defense and No. 27 in scoring offense.
- Individually, Richard Reese ranks 10th in rushing TDs and 45th in rushing yards.

| Statistic             | NCAA Rank | Big 12 Rank | Value |
|-----------------------|-----------|-------------|-------|
| Blocked Kicks         | 25        | 2           | 1     |
| Completion Percentage | 14        | 2           | .698  |
| Fumbles Lost          | 21        | 4           | 2     |
| Punt Return Defense   | 26        | 6           | 3.17  |
| Punt Returns          | 13        | 4           | 1564  |
| Rushing Defense       | 20        | 2           | 96.8  |
| Scoring Offense       | 27        | 5           | 37.4  |
| Turnovers Lost        | 26        | 6           | 5     |

**PERSON > PLAYER**

- A hallmark of Coach Dave Aranda's philosophy in building a program is placing an importance on understanding that the person is more important than the player. This mantra is executed in everything the program touches on a daily basis. Throughout the football building, signage adorns the walls that emphasize, "better people make better players" and that Baylor will "win with character".
- Aranda preaches that players focus on today and be authentically themselves in an effort to be comfortable and confident in their roles.

**WINNING THE TURNOVER BATTLE**

- Baylor has forced nearly twice as many turnovers as it has allowed in 28 games under head coach Dave Aranda.
- BU has 49 takeaways (35 INTs, 15 FR) and only 29 giveaways (18 INTs, 11 FL) in 28 games under Aranda.
- Baylor has scored nine non-offensive touchdowns in 26 games under Aranda – three kickoff returns (Ebner x 3), four interception returns (Pitre x 2, Walcott, Woods), one punt return (Holmes) and one fumble return (Woods).

**MATT JONES, LB**

Preseason All-Big 12 First Team (Phil Steele)

**TAYE MCWILLIAMS, RB**

Preseason All-Big 12 Third Team (Athlon)

**GRANT MILLER, OL**

Preseason All-Big 12 Second Team (Phil Steele)

Preseason All-Big 12 Third Team (Athlon)

**CHRISTIAN MORGAN, S**

Preseason All-Big 12 Third Team (Phil Steele)

Preseason All-Big 12 Fourth Team (Athlon)

**JAXON PLAYER, DL**

Preseason All-America Second Team (Walter Camp)

Preseason All-Big 12 Fourth Team (Athlon)

**ISSAC POWER, P**

Preseason All-Big 12 Third Team (Phil Steele)

Preseason All-Big 12 Fourth Team (Athlon)

Ray Guy Award Watch List

**RICHARD REESE, RB**

Earl Campbell Tyler Rose Award Honorable Mention - Week 3

Big 12 Newcomer of the Week - Week 4

**BLAKE SHAPEN, QB**

Earl Campbell Tyler Rose Award Watch List

Earl Campbell Tyler Rose Award Honorable Mention - Week 4

**BEN SIMS, TE**

Preseason All-Big 12 (Big 12 Media)

Preseason All-Big 12 First Team (Athlon, Phil Steele)

Preseason All-Big 12 Second Team (Pick Six Preview)

Preseason All-Texas First Team (DCTF)

Mackey Award Watch List

Wuerffel Trophy Watch List

Reese's Senior Bowl Watch List

**AL WALCOTT, S**

Preseason All-Big 12 Fourth Team (Athlon)



**NATIONAL POLLS**

**AP TOP 25**

|    |                       |            |              |
|----|-----------------------|------------|--------------|
| 1  | Alabama               | 5-0        | 1,523        |
| 2  | Georgia               | 5-0        | 1,521        |
| 3  | Ohio State            | 5-0        | 1,488        |
| 4  | Michigan              | 5-0        | 1,348        |
| 5  | Clemson               | 5-0        | 1,345        |
| 6  | USC                   | 5-0        | 1,233        |
| 7  | <b>Oklahoma State</b> | <b>4-0</b> | <b>1,182</b> |
| 8  | Tennessee             | 4-0        | 1,129        |
| 9  | Ole Miss              | 5-0        | 1,068        |
| 10 | Penn State            | 5-0        | 959          |
| 11 | Utah                  | 4-1        | 884          |
| 12 | Oregon                | 4-1        | 872          |
| 13 | Kentucky              | 4-1        | 832          |
| 14 | NC State              | 4-1        | 691          |
| 15 | Wake Forest           | 4-1        | 627          |
| 16 | <b>BYU</b>            | <b>4-1</b> | <b>604</b>   |
| 17 | <b>TCU</b>            | <b>4-0</b> | <b>514</b>   |
| 18 | UCLA                  | 5-0        | 510          |
| 19 | <b>Kansas</b>         | <b>5-0</b> | <b>476</b>   |
| 20 | <b>Kansas State</b>   | <b>4-1</b> | <b>417</b>   |
| 21 | Washington            | 4-1        | 180          |
| 22 | Syracuse              | 5-0        | 173          |
| 23 | Mississippi State     | 4-1        | 164          |
| 24 | Cincinnati            | 4-1        | 134          |
| 25 | LSU                   | 4-1        | 108          |

**Others receiving votes:** Washington State 91, **Baylor 88**, Florida State 78, Arkansas 76, James Madison 39, Florida 37, Maryland 25, Coastal Carolina 17, Minnesota 14, Tulane 9, Illinois 6, North Carolina 5, Texas A&M 4, Purdue 2, **Oklahoma 2**

**USA TODAY TOP 25**

|    |                       |            |             |
|----|-----------------------|------------|-------------|
| 1  | Alabama               | 5-0        | 1568        |
| 2  | Georgia               | 5-0        | 1545        |
| 3  | Ohio State            | 5-0        | 1492        |
| 4  | Michigan              | 5-0        | 1374        |
| 5  | Clemson               | 5-0        | 1352        |
| 6  | USC                   | 5-0        | 1247        |
| 7  | <b>Oklahoma State</b> | <b>4-0</b> | <b>1225</b> |
| 8  | Tennessee             | 4-0        | 1142        |
| 9  | Ole Miss              | 5-0        | 1082        |
| 10 | Penn State            | 5-0        | 990         |
| 11 | Utah                  | 4-1        | 919         |
| 12 | Oregon                | 4-1        | 823         |
| 13 | Kentucky              | 4-1        | 811         |
| 14 | NC State              | 4-1        | 732         |
| 15 | Wake Forest           | 4-1        | 668         |
| 16 | <b>BYU</b>            | <b>4-1</b> | <b>594</b>  |
| 17 | <b>Kansas</b>         | <b>5-0</b> | <b>433</b>  |
| 18 | <b>TCU</b>            | <b>4-0</b> | <b>425</b>  |
| 19 | UCLA                  | 5-0        | 421         |
| 20 | Kansas State          | 4-1        | 324         |
| 21 | Syracuse              | 5-0        | 306         |
| 22 | <b>Baylor</b>         | <b>3-2</b> | <b>230</b>  |
| 23 | Mississippi State     | 4-1        | 194         |
| 24 | Washington            | 4-1        | 161         |
| 25 | Arkansas              | 3-2        | 141         |

**Others receiving votes:** Cincinnati 140; LSU 89; Florida State 74; Florida 41; Washington State 38; Maryland 37; James Madison 30; Minnesota 23; Texas 22; Texas A&M 20; Air Force 20; **Oklahoma 19**; Coastal Carolina 11; Purdue 10; North Carolina 9; Tulane 6; Notre Dame 5; Illinois 3; Central Florida 2; Pittsburgh 1; Duke 1.

**Baylor Opponents in Bold**

**REESE EMERGES**

- Baylor freshman running back Richard Reese is off to a hot start to his collegiate career, leading the Bears in rushing through his first five NCAA games.
- Reese has 400 yards rushing over 72 carries with seven TDs through five games, averaging 5.6 yards per carry and 80 yards per game.
- A native of Bellville, Texas, Reese had 156 yards on the ground in a rout of Texas State and scored three TDs. Among NCAA freshmen, Reese ranks tied for first in rushing TDs and fourth in rushing yards.

**NCAA Freshmen Rushing TD Leaders**

| National Rank | National Freshman Rank | Name (School)                 | TDs      |
|---------------|------------------------|-------------------------------|----------|
| <i>T-11th</i> | <i>1st</i>             | <i>Richard Reese (Baylor)</i> | <i>7</i> |
| T-15th        | T-2nd                  | CJ Donaldson (West Virginia)  | 6        |
| T-15th        | T-2nd                  | Quinshon Judkins (Ole Miss)   | 6        |
| T-30th        | T-3rd                  | Omarion Hampton (UNC)         | 5        |
| T-30th        | T-3rd                  | Corey Kiner (Cincinnati)      | 5        |
| T-30th        | T-3rd                  | Jaydn Ott (Cal)               | 5        |
| T-30th        | T-3rd                  | Nicholas Singleton (Penn St.) | 5        |

**NCAA Freshmen Rushing Leaders**

| National Rank | National Freshman Rank | Name (School)                 | Yards      |
|---------------|------------------------|-------------------------------|------------|
| 11th          | 1st                    | Quinshon Judkins (Ole Miss)   | 535        |
| 12th          | 2nd                    | Jaydn Ott (Cal)               | 532        |
| 25th          | 3rd                    | Nicholas Singleton (Penn St.) | 463        |
| <i>45th</i>   | <i>4th</i>             | <i>Richard Reese (Baylor)</i> | <i>400</i> |
| 49th          | 5th                    | CJ Donaldson (West Virginia)  | 389        |

**22 FORMER BEARS ON NFL ROSTERS IN 2022**

- A total of 22 Baylor football greats are on NFL rosters to open the 2022 season.
- Terrel Bernard is one of six Baylor players who were selected in the 2022 NFL Draft and is one of eight BU rookies set for the 2022 season.
- The Houston Texans boast an NFL-high four former Bears, including safety Grayland Arnold, wide receiver Drew Estrada, safety Jalen Pitre and long snapper Jon Weeks. The Tennessee Titans, Jacksonville Jaguars and Carolina Panthers each boast two Baylor Bears on 2022 rosters.

**HOLDING SERVE AT McLANE**

- Baylor owns an 11-3 record at McLane Stadium under the direction of Coach Dave Aranda, including a 7-1 mark over the last two years. The Bears had a nine-game winning streak at home snapped in a loss to Oklahoma State.

**RANKED IN 10 OF LAST 13 SEASONS**

- Baylor is receiving votes in the AP Top 25 and is No. 22 in the USA Today Coaches' Poll Top 25 this week.
- Baylor has now been ranked in the AP Top 25 in 10 of 13 seasons since 2010, after going 17 years between national rankings (1993-2010). BU has been ranked in 23 of 25 spots since 2013 (exceptions No. 1 and No. 23).

**NON-CONFERENCE WRAP**

- Baylor wrapped up non-conference play with a 2-1 record and improved to 7-1 in non-league games under Coach Dave Aranda.
- Since the Big 12 went to a nine-game conference model in the regular season, the Bears have gone a combined 38-9 - including bowl games and league title games - in non-conference games, an 81 percent winning clip.
- Baylor averaged 43.7 points, 234.7 rushing yards, 219.7 passing yards and 454.3 yards of total offense in non-league play, holding opponents to 14.3 points, 84 rushing yards and 206 passing yards per game.

**BEARS ROUT TEXAS STATE TO CONCLUDE NON-LEAGUE**

- Baylor used a 42-7 rout of Texas State to conclude non-conference play, getting 501 yards of total offense, including 293 yards and five TDs on the ground, to post the convincing win.
- The Bears got an explosive game from freshman Richard Reese, who had career highs in carries (19), yards (156) and TDs (three) to help Baylor secure the win. BU owned a 14-0 lead before the Bobcats got on the board and then ripped off 28 unanswered points to extend the lead to 42-7 early in the fourth quarter, emptying the bench in a game that saw Baylor missing six listed starters due to injury.
- Blake Shapen threw for 184 yards and a TD and rushed for 42 yards, including a 35-yard TD scamper in the first half. Gavin Holmes grabbed his first TD catch since 2020 and Craig Williams added 56 yards and a score on the ground. Defensively, Al Walcott had nine tackles, two for a loss and a forced fumble, while AJ McCarty added seven tackles. Brooks Miller made five tackles, including a sack and 1.5 tackles for a loss.

**NO. 21/25 BYU OUTLASTS BEARS IN DOUBLE-OT THRILLER**

- Baylor hit the road for its first test away from McLane Stadium and fell in a two-overtime thriller at No. 21/25 BYU 26-20, in front of 63,470 at a rocking LaVell Edwards Stadium.
- The Bears battled the Cougars in a matchup of two future Big 12 Conference foes in an electric atmosphere in Provo. BU took its first lead on a Qualan Jones’ TD rush - his first of two on the night - but after a missed PAT, the Cougars used an eight-play, 75-yard drive to conclude the half with a 10-6 lead. BU answered with a second-half opening drive of 77 yards for a 13-10 lead, and the teams traded TDs in the third and fourth quarters to take a 20-20 game into the final seconds, where BYU kicker Jake Oldroyd missed a potential game-winning field goal.
- Both teams missed field goals - including the potential walk-off winner from Oldroyd - in the first OT period and BYU punched it in to open the second OT but missed the two-point conversion try. Baylor then used 11 plays in its game-tying or game-winning bid on its possession, with Blake Shapen’s fourth-down throw sailing high to allow the Cougars to escape with the win.
- BYU threw for 283 yards and rushed for 83, while Baylor rushed for 152 yards and threw for 137 in the loss but were handcuffed by 14 penalties for 117 yards. Craig Williams totaled 68 yards rushing on 17 carries, Jones had 67 yards on 16 carries and Shapen threw for 137 yards and a score to Ben Sims.

**BEARS ROLL OVER GREAT DANES IN LID-LIFTER**

- Baylor opened the 2022 season in efficient fashion, routing UAlbany, 69-10, on Sept. 3 in front of a McLane Stadium crowd. The Bears got 214 yards and two TDs through the air, and one on the ground, from sophomore QB Blake Shapen - all in the first half - while rolling to the season-opening win.
- BU played 89 players in the win, with seven Bears making their first-career starts. Gavin Holmes returned from a missed 2021 season due to injury to return a punt 72 yards for a TD in the first half, Shapen found Monaray Baldwin and Hal Presley for TD passes, Baldwin scored on the ground from 50 yards away and Craig Williams scored from four yards out to help BU build an insurmountable lead.

**GRIMES BRINGS RVO TO WACO**

- Offensive coordinator Jeff Grimes - entering his second year at Baylor - has brought RVO to Waco - “Reliable Violent Offense” - an attacking, multiple-formation offense that runs a few plays a lot of ways with as much misdirection as any team in the country.
- Baylor’s offense ended the year in 2021 ranked 10th in rushing offense (219.3 yards per game), 19th in fewest interceptions thrown (seven), 14th in fewest sacks allowed (1.29/game), 20th in time of possession (31:31) and 40th in scoring offense (31.6).
- The Bears increased their rushing output by 129 yards per game from 2020 (219.3 ypg, up from 90.3 ypg), without sacrificing the passing game (203.4 passing yards per game in 2021, 219.9 ypg in 2020).
- Grimes’ 2020 BYU offense finished third nationally in scoring (43.5 ppg) and seventh in total offense (522.2 ypg).
- Joining Grimes in making the move from Provo to Waco in 2021 was offensive line coach Eric Mateos, who spent two seasons at BYU. Mateos’ offensive line ranked eighth nationally in 2020 with 1.0 sacks allowed per game, and the Bears ranked 14th nationally with only 1.29 sacks allowed per game in 2021.

**SECOND-MOST WINS IN TEXAS IN LAST 10+ YEARS**

- As of Oct. 6, Baylor has won 93 games since 2011, the second-most among the state of Texas’ 12 FBS teams.
- BU’s 93 wins in the last 10+ years trail only Texas A&M (95), and lead Houston (92), TCU (89), Texas (81), SMU (66), Texas Tech (66), UTSA (63), North Texas (62), Rice (52), UTEP (41) and Texas State (37).

**2022 TEAM CAPTAINS**

Game captains will be decided on a week-by-week basis. They are listed below.

|                          |   |  |
|--------------------------|---|--|
| vs. UAlbany .....        | Jacob Gall, Matt Jones, Siaki Ika, Issac Power at BYU.....                      | Dillon Doyle, Gavin Holmes, TJ Franklin, Connor Galvin |
| vs. Texas State .....    | Connor Galvin, Siaki Ika, Bryson Jackson, Noah Rauschenberg at Iowa State ..... | Connor Galvin, Siaki Ika, Gavin Holmes, Mark Milton    |
| vs. Oklahoma State ..... | Dillon Doyle, Bryson Jackson, Blake Shapen, Ben Sims at West Virginia .....     | TBD  |
| vs. Kansas .....         | TBD   | TBD  |
| at Texas Tech.....       | TBD   | TBD  |
| at Oklahoma .....        | TBD   | TBD  |
| vs. Kansas State .....   | TBD   | TBD  |
| vs. TCU .....            | TBD   | TBD  |
| at Texas .....           | TBD   | TBD  |

**COMPARISON STATS**

| Baylor |                               | WVU   |
|--------|-------------------------------|-------|
| 3-2    | Record                        | 2-3   |
| 1-1    | Conference Record             | 0-2   |
| 37.4   | Scoring/Game                  | 29.6  |
| 423.2  | Total Offense/Game            | 454.8 |
| 179.8  | Rushing Yards/Game            | 186.2 |
| 243.4  | Passing Yards/Game            | 268.6 |
| 15.7   | Kickoff Returns (avg.)        | 16.2  |
| 15.8   | Punt Returns (avg.)           | 7.0   |
| 43.5   | Punting (avg.)                | 39.9  |
| 32:10  | Time of Possession/Game       | 33:22 |
| 44%    | Third Down Conv. (pct.)       | 49%   |
| 67%    | Fourth Down Conversion (pct.) | 80%   |
| 20.6   | Points Allowed/Game           | 29.6  |
| 321.0  | Total Yards Allowed/Game      | 331.4 |
| 93.4   | Rush Yards Allowed/Game       | 100.6 |
| 227.6  | Pass Yards Allowed/Game       | 230.8 |

**100-YARD RUSHERS**

| Player          | 2022 | Career |
|-----------------|------|--------|
| Richard Reese   | 1    | 1      |
| Taye McWilliams | 0    | 1      |

**100-YARD RECEIVERS**

| Player          | 2022 | Career |
|-----------------|------|--------|
| Josh Fleeks     | 0    | 1      |
| Monaray Baldwin | 1    | 1      |

**SACK LEADERS**

| Player           | 2022 | Career |
|------------------|------|--------|
| Jaxon Player     | 0.5  | 8.5    |
| TJ Franklin      | 0.5  | 7.0    |
| Gabe Hall        | 0.5  | 6.5    |
| Bryson Jackson   | 2.0  | 5.5    |
| Siaki Ika        | 0    | 5.0    |
| Matt Jones       | 1.5  | 4.0    |
| Garmon Randolph  | 1.0  | 3.0    |
| Brayden Utley    | 0    | 2.5    |
| Victor Obi       | 1.0  | 2.0    |
| Dillon Doyle     | 0    | 2.0    |
| Cole Maxwell     | 0    | 1.5    |
| Chidi Ogbonnaya  | 0    | 1.5    |
| Christian Morgan | 0    | 1.0    |
| Devin Neal       | 1.0  | 1.0    |
| Brooks Miller    | 1.0  | 1.0    |
| Alfonzo Allen    | 1.0  | 1.0    |

**INTERCEPTIONS**

| Player           | 2022 | Career |
|------------------|------|--------|
| Christian Morgan | 2    | 6      |
| Al Walcott       | 0    | 3      |
| Devin Neal       | 1    | 1      |
| Brayden Utley    | 0    | 1      |
| Dillion Doyle    | 0    | 1      |
| Garmon Randolph  | 0    | 1      |
| Matt Jones       | 0    | 1      |

**FIRST 12-WIN SEASON IN SCHOOL HISTORY**

- The Bears set a school record with a 12-2 season in 2021, topping the previous standard of 11 wins (11-2 in 2013, 11-2 in 2014, 11-3 in 2019).
- Baylor recorded its seventh 10-win season in program history. BU had one 10-win season in the program's first 109 years (10-2 in 1980) before reaching the 10-win mark in 2011, 2013, 2014, 2015, 2019 and 2021.
- The Bears won the 2021 Sugar Bowl and appeared in a bowl for the 10th time in 12 seasons since snapping a 15-year streak without a bowl bid between the 1994 Alamo Bowl and the 2010 Texas Bowl.
- Baylor's 10 bowls in 12 years is unprecedented in program history. Baylor's first 10 bowl games were over a 33-year span (1948-1980) and its 10 most recent bowls prior to 2010 were over a 32-year span (1963-1994).

**ARANDA ONE OF TOP DEFENSIVE MINDS IN COUNTRY**

- Third-year head coach Dave Aranda has earned a reputation as one of the nation's top defensive minds over his 20-plus-year career, including stops as defensive coordinator at LSU, Wisconsin, Utah State and Hawaii.
- Aranda led the LSU defense in 2019 as the Tigers posted a perfect 15-0 record and won the National Title with a 42-25 victory over Clemson in CFP National Championship Game.
- In six seasons as defensive coordinator at Power 5 schools from 2014-19, his defenses were ranked top-12 nationally in total yards five times. The units also ranked top-10 in scoring four times in seven years from 2013-19.

**NATION'S SECOND-MOST EXPERIENCED O-LINE**

- Baylor returns four starters on the offensive line and has had five players return who have started at least eight games on the offensive line. This makes the Bears one of the nation's most experienced offensive lines returning in 2022 to enter the year.
- Only eight schools return five offensive line starters and 31 schools have at least four returning.
- Entering the year, the Bears rank second in the nation with 171 games played returning from their four returning starters with five BU offensive linemen combining to play in 201 career games.
- Only Wake Forest (172 career games played) has more returning games played among its returning starters entering 2022. Baylor also ranks fifth nationally in career starts returning among its starters, behind only George State (141), Pitt (130), Georgia Southern (127) and UTSA (118).

| Returning Starters                 | Career GP | Career Starts |
|------------------------------------|-----------|---------------|
| Connor Galvin                      | 50        | 42            |
| Grant Miller                       | 47        | 33            |
| Jacob Gall                         | 51        | 32            |
| Khalil Keith                       | 40        | 15            |
| <b>Additional Current Starters</b> |           |               |
| Gavin Byers                        | 27        | 13            |
| Micah Mazzucca                     | 14        | 5             |
| Mose Jeffery                       | 21        | 3             |

**SIX BEARS NABBED IN NFL DRAFT**

- Baylor tied a program record with six players picked in the 2022 NFL Draft, led by four top-three round selections, including safety Jalen Pitre, wide receiver Tyquan Thornton, safety JT Woods and linebacker Terrel Bernard.

**Baylor 2022 NFL Draft Picks**

Jalen Pitre, S – Houston Texans (2nd Round, 37th overall)  
 Tyquan Thornton, WR – New England Patriots (2nd Round, 50th overall)  
 JT Woods, S – Los Angeles Chargers (3rd Round, 79th overall)  
 Terrel Bernard, LB – Buffalo Bills (3rd Round, 89th overall)  
 Trestan Ebner, RB – Chicago Bears (6th Round, 203rd overall)  
 Kalon Barnes, CB – Carolina Panthers (7th Round, 242nd overall)



**SHAPEN IS QB1**

- Baylor sophomore Blake Shapen won the quarterback competition after a strong spring practice. The 2021 Big 12 Championship Most Outstanding Player, Shapen set a Big 12 Championship and AT&T Stadium (college games) record with 17-straight completions in the first half vs. Oklahoma State.
- Shapen played in six games with two starts in 2021 after a redshirt season in 2020, throwing for 596 yards and five TDs without an interception, completing 72.1 percent of his attempts.
- A native of Shreveport, La., Shapen came to Baylor as a two-sport athlete, and was on the baseball 2021 roster after coming out of high school as the No. 1-ranked high school shortstop prospect and the fourth-best HS prospect overall in Louisiana.
- He prepped at Evangel Christian Academy, where he was a four-star prospect according to ESPN and was ranked as the No. 22 QB nationally.

**ANTHONY A RARE SEVENTH-YEAR SENIOR**

- Baylor quarterback Luke Anthony is a rare seventh-year senior who will be entering his final season of collegiate eligibility. Anthony transferred to BU for 2022 after opening his career at Abilene Christian and Louisiana Tech. He was named the 2020 C-USA Newcomer of the Year while in Ruston, La., where he spent two seasons after playing the 2016-19 seasons at ACU, where he was a two-year captain and the 2018 Southland Conference Student-Athlete of the Year. He threw for 2,525 yards and 17 touchdowns in 2019.
- Anthony is one of 23 student-athletes around the nation who are in at least their seventh year as a collegiate player. He is one of four Big 12 Conference student-athletes who are in their seventh year, including Will Honas (Kansas State), Monte' McGary (Kansas) and Colby Reeder (Iowa State).

**SIMS A WEAPON AT TIGHT END**

- Senior tight end Ben Sims is one of the most accomplished pass catchers in Baylor's storied history. A 6-foot-5, 258-pound product of San Antonio's Clark High School, Sims ranks as the all-time leader in receiving touchdowns by a tight end with 11.
- Sims is a preseason first-team All-Big 12 selection by Athlon and Phil Steele after an honorable mention season in 2021 as voted on by the league's coaches and media. He started 13 of 14 games in 2021 and ranked fourth in receiving yards as a junior.

**REPLACING OFFENSIVE SKILL POSITIONS**

- A storyline in the preseason entering 2022 centers on how the Bears can replace skill position weapons on the offensive side. Baylor must replace its top three rushers from 2021, including Abram Smith, who totaled a school-record 1,621 yards on the ground with 12 TDs, and Treستان Ebner, who had 799 yards and two scores on 148 carries. BU also lost its top two receivers, Tyquan Thornton and R.J. Sneed, who combined for 108 catches, 1,521 yards and 12 TDs through the air a year ago.
- A talented cast of characters sits poised to step up in 2022 to replace productive offensive weapons. At running back, Tave McWilliams, Qualan Jones and Craig "Sqwirl" Williams are returning weapons, with freshman Richard Reese, and 2021 redshirt Jordan Jenkins in a position to fill the void.
- At wide receiver, Baylor benefits from the return of sixth-year senior Gavin Holmes, a native of Justin, Texas, who missed the 2021 - and 2018 - seasons due to injuries. Holmes has 46 career catches - including 33 in 2020 - as the most productive returning wide out on the 2022 roster.
- Sophomores Monary Baldwin, Hal Presley and Seth Jones have each earned a top spot on the depth chart heading into the 2022 season. Baldwin had a highlight of the 2021 season, scampering for a 48-yard TD rush in the Sugar Bowl. Other potential pass catchers out wide features freshman Armani Winfield, sophomore Jonathan Davidson, freshman Jordan Nabors and redshirt freshmen Javon Gipson and Josh Cameron.

**McWILLIAMS EARNS TOP SPOT ON DEPTH CHART**

- Junior running back Tave McWilliams ranked fourth on the team in net rushing yards a year ago, while working daily in a running-back room that was stacked with talents.
- With the departure of Abram Smith - who set the program record with 1,621 rushing yards in 2021 - and Treستان Ebner, McWilliams is poised to lead a group that boasts several talented options.
- McWilliams, a native of Richmond, Texas, rushed 17 times for 181 yards a year ago, good for a 10.6 yard average, with two TDs and a long of 44.

**TRACKING BAYLOR'S FOES**

| Opponent         | BU vs. Opp     | Opp. Record | Last Game                        | Next Game                      |
|------------------|----------------|-------------|----------------------------------|--------------------------------|
| UAlbany          | W, 69-10       | 1-3         | W, 45-26 vs. Central Conn. State | at Monmouth (10/8)             |
| at BYU           | L, 26-20 (2ot) | 3-1         | W, 38-24 vs. Wyoming             | vs. Notre Dame (10/8)          |
| Texas State      | W, 42-7        | 2-3         | L, 40-13 at James Madison        | vs. App. State (10/8)          |
| at Iowa State    | W, 31-24       | 3-2         | L, 14-11 at Kansas               | vs. #20/20 Kansas State (10/8) |
| Oklahoma State   | L, 36-25       | 4-0         | W, 36-24 at #16/14 Baylor        | vs. Texas Tech (10/8)          |
| at West Virginia | Oct. 13        | 2-3         | L, 38-20 at Texas                | vs. #22 Baylor (10/13)         |
| Kansas           | Oct. 22        | 5-0         | W, 14-11 vs. Iowa State          | vs. #17/18 TCU (10/8)          |
| at Texas Tech    | Oct. 29        | 3-2         | L, 37-28 at #25 Kansas State     | at #7/7 Oklahoma State (10/8)  |
| at Oklahoma      | Nov. 5         | 3-2         | L, 55-24 at TCU                  | vs. Texas (10/8)               |
| Kansas State     | Nov. 12        | 4-1         | W, 37-28 vs. Texas Tech          | at Iowa State (10/8)           |
| TCU              | Nov. 19        | 4-0         | W, 55-24 vs. #18 Oklahoma        | at #19/17 Kansas (10/8)        |
| at Texas         | Nov. 25        | 3-2         | W, 38-20 vs. West Virginia       | vs. Oklahoma (10/8)            |

**BAYLOR IN THE NFL**

A total of 22 former Baylor Bears are currently on National Football League rosters or practice squads. Here is the list, along with their years at BU (as of September 8, 2022):

**Houston Texans**

Grayland Arnold (2016-19)  
Drew Estrada (2021)  
Jalen Pitre (2017-21)  
Jon Weeks (2004-07)

**Miami Dolphins**

Kalon Barnes (2018-21)  
Xavien Howard (2013-15)

**Buffalo Bills**

Terrel Bernard (2018-21)

**Las Vegas Raiders**

Andrew Billings (2013-15)

**Washington Commanders**

Will Bradley-King (2020)

**Chicago Bears**

Trestan Ebner (2017-21)

**Seattle Seahawks**

Kyle Fuller (2013-16)

**Tennessee Titans**

Josh Gordon (2009-10)  
Xavier Newman-Johnson (2017-20)

**Jacksonville Jaguars**

JaMykal Hasty (2016-19)  
Ross Maticcik (2016-19)

**Cincinnati Bengals**

Clay Johnston (2016-19)

**Minnesota Vikings**

James Lynch (2017-19)

**New York Jets**

Denzel Mims (2016-19)

**Carolina Panthers**

Bravvion Roy (2016-19)  
Sam Tecklenburg (2016-19)

**New England Patriots**

Tyquan Thornton (2018-21)

**Los Angeles Chargers**

JT Woods (2018-21)

**VETERAN PRESENCE**

- A stalwart for the Baylor defense is senior linebacker Dylan Doyle. A 6-foot-3, 240-pound product of Iowa City, Iowa, Doyle has been a leader in the middle of the Bears-defense since transferring from Iowa for the 2020 season. Doyle ranked 20th in the Big 12 in tackles per game as a sophomore before starring in 2021 for a stout defensive unit that ranked among the tops in the nation.
- Doyle started all 14 games in 2021 and had 91 tackles, including 8.5 tackles for a loss. He was a second-team All-Texas Linebacker by Dave Campbell's Texas Football and led the team in tackles in five outings.
- Doyle has done more than just lead the defense over his first two seasons, also starring against BYU with a rushing and receiving TD, adding a sack and four tackles, as the Bears bested the Cougars.
- He will be charged with taking on an enhanced leadership role in 2022 after the Bears lost standout defenders in safety Jalen Pitre and linebacker Terrel Bernard to NFL Draft selections in the first three rounds.

**MATT JONES SHIFTS INSIDE**

- With the departure of standout linebacker Terrel Bernard to the NFL, the Bears have shifted versatile junior Matt Jones to the inside linebacker role. Regarded as one of Baylor's best 11 defensive players a year ago, coordinator Ron Roberts found a role for Jones, primarily at outside linebacker - known in the BU system as the "JACK" - in an effort to get Jones on the field.
- As a fourth-year player who has played in 27 career games, Jones' shift to the inside backer comes after he had 52 tackles, including 7.5 tackles for a loss, starting nine games. He starred in a game at Oklahoma State in 2021, going for 14 tackles with a forced fumble.
- Jones, a 6-foot-3, 224-pound native of Odessa, Texas, enters the season as a first-team preseason All-Big 12 honoree by Phil Steele.
- The inside linebacker role is vitally important in Coach Dave Aranda and defensive coordinator Ron Roberts' system, and the return of Jones and Dillon Doyle give the Bears the opportunity to lean on experienced players at the middle level of the defense and frees up the staff to run its impactful multiple-scheme format.

**JACKSON HELPS LEAD A STACKED LINEBACKER ROOM**

- In addition to standouts Dillon Doyle and Matt Jones, the linebacker room is also led by sixth-year senior Bryson Jackson. A 6-foot-2, 204 pounder out of Mansfield, Texas, Jackson has played in 36 career games with the Bears, owning five TFLs and 3.5 sacks. He played in all 14 games in 2021, after serving as a special-teams weapon in 2019 and 2020.
- Jackson came to Baylor after earning all-district honors at Lake Ridge HS in Mansfield. He redshirted the 2017 season and did not see action until playing in 13 of 14 games as a sophomore in 2019.

## WALCOTT TO STAR

- One defensive backfield position shift in fall camp has been the transition of senior Al Walcott to the “STAR” position. In Coach Dave Aranda and defensive coordinator Ron Roberts’ scheme, Walcott will have the opportunity to play the hybrid position that saw Jalen Pitre excel and earn Big 12 Defensive Player of the Year honors in 2021.
- A preseason All-Big 12 fourth-team selection by Athlon, Walcott - a 6-foot-2, 219-pounder - played corner for his first three years on the Brazos, including making eight starts in 2021. He had 30 tackles as a junior, and his 96-yard interception return for a TD in the 2021 Sugar Bowl was the second-longest in program history.
- Walcott, a native of Wilmington, N.C., joined the Bears after playing in 2019 at Butler [Kan.] Community College, where he helped the squad to a 10-3 record with a 70-tackle and three-interception season.

## MILTON, MORGAN TO ANCHOR DB GROUP

- Baylor returns several key contributors from its 2021 defensive unit, including fifth-year seniors in cornerback Mark Milton and safety Christian Morgan.
- The two defensive stalwarts will be expected to help lead a defensive unit that must replace Jalen Pitre and Terrel Bernard, who have graduated on to the NFL.
- Milton, nicknamed “MJ,” has played in 42 games, including all 14 in 2021 with a pair of starts. He ranked 12th on the team in tackles while adding a pair of pass break-ups and a fumble recovery.
- Morgan has played in 46 games in his career with 21 starts and enters the season as a preseason All-Big 12 Third-Team selection by Phil Steele and a fourth-team honoree by Athlon.
- A native of Houston, Morgan played in 12 games with 10 starts as a senior in 2021, pacing the team with six pass break-ups. He had three interceptions in 2020, starting all eight games he saw action.

## SPECIAL SPECIALISTS

- Baylor boasts a strong special teams contingent, including returning starters at placekicker (Isaiah Hankins), kickoff specialist (Noah Rauschenberg) and punter (Issac Power). The Bears are deep at kicker, as Hankins returns after going 14 of 20 in field-goal attempts in 2021, while also drilling 57 of 57 PATs.
- Rauschenberg excelled in the kickoff-specialist role a year ago, booting 72 of his 81 kickoffs for a touchback. A total of 18 of his 33 kickoffs in 2020 went for a touchback and 34 of his 56 kickoffs in 2019 were a touchback.
- Power established himself as one of the top punters in college football in 2021. He had a 44.98 per punt average with 20 downed inside the 20-yard line and 20 going for 50 or more yards. Power averaged 40.35 yards per punt in 2020 with 11 inside the 20 and seven going for 50+. In 2019, Power had a 40.33 average with 23 inside the 20 and 10 going for 50+.
- Power, a member of the preseason Ray Guy Award Watch List, ranks seventh in Baylor history in punts and punting yards, ninth in punting average and sixth in punts of at least 50 yards.
- BU also returns John Mayers, who has made 28 of 36 field goals over his four-year career, owning the top field-goal percentage (77.8) in Baylor history. Mayers has also made 93 of his 94 career PATs. Mayers was 10 of 15 in 2020, hitting all seven of his attempts inside 40 yards, and was 16 of 19 in 2019, connecting on a long of 51 and 14 of 17 from inside 40 yards.

## BAYLOR TIED FOR FOURTH IN NATION IN GRADUATES

- Baylor ranks tied for fourth in the nation with 22 players having already earned their undergraduate degrees. Only Nebraska (26), Liberty (23) and Rice (23) had more graduates in 2022 than the Bears, who ranked tied with six other schools for fourth.
- The list of BU graduates includes Luke Anthony, Jacoby Clarke, Dillon Doyle, Jacob Gall, Connor Galvin, BJ Hanspard, Gavin Holmes, Bryson Jackson, Mose Jeffery, Khalil Keith, Cole Maxwell, John Mayers, Grant Miller, Mark Milton, Christian Morgan, Chidi Ogbonnaya, Jaxon Player, Issac Power, Corbin Robertson, Ben Sims, Brayden Utley and Craig Williams.

## HONORING MR. DAVE

- Dave Campbell, a pioneer in sports journalism whose passion for coverage of football at all levels reverberates throughout Texas, passed away last December at the age of 96 at his home in Waco. Mr. Dave was an icon in the journalism industry and throughout the state and was a fixture in the community of Waco. Campbell founded and served as editor-in-chief of Dave Campbell’s Texas Football magazine, was a former president of the Football Writers Association of America, was an inductee into the Texas Sports Hall of Fame and served as the longtime sports editor of the Waco Tribune-Herald. A native of Waco and a product of La Vega High School, Campbell enrolled at Baylor before being drafted into service in World War II.
- After he returned to Texas, Campbell earned his degree from Baylor, married his college sweetheart Reba, and served as sports editor at the Tribune-Herald for 40 years. He founded his iconic magazine in 1960 and served as the editor-in-chief for the remainder of his life. After retiring from the Tribune-Herald in 1993, Campbell took a position with the Baylor Bear Foundation and was editor of Dave Campbell’s Baylor Bear Insider for the next 15 years. He was inducted into the Baylor Athletics Hall of Fame in 2004.
- Baylor is proud to honor Campbell throughout the 2022 season, along with his legendary impact on our community, by reserving his seat in the McLane Stadium Press Box.

## BAYLOR COMMUNICATIONS CONTACTS



Assistant AD/Communications  
Primary Football Contact  
Brent Ingram - 210-845-8651  
brent\_ingram@baylor.edu



Associate Director/  
Communications  
Assistant Football Contact  
Max Calderone - 254-265-1639  
max\_calderone@Baylor.edu



Associate Director/  
Communications  
Madelon Allen - 254-252-7186  
madelon\_allen@Baylor.edu



Associate Director/  
Communications  
Katy Gilmore - 254-252-2182  
katy\_gilmore@baylor.edu



Associate Director/  
Communications  
Colin Pirtle - 940-564-0351  
colin\_pirtle1@baylor.edu



Associate Director/  
Communications  
Matt Roberts - 254-265-1639  
max\_calderone@Baylor.edu



Director of Sports Journalism  
Jerry Hill - 254-709-4994  
jerry\_hill@baylor.edu



Assistant AD/Broadcasting  
Max Calderone - 254-709-9687  
john\_morris@baylor.edu



collegepressbox is the official media website for Division I football. Access and download game notes, quotes, statistics, media guides, headshots, logos and more for all FBS schools, conferences, postseason games, awards and the College Football Playoff. For access, please register for an account at [collegepressbox.com/register](http://collegepressbox.com/register).

## FOOTBALL HISTORY

- The Bears are entering their 121st season of football in 2022. The Bears have fielded a varsity team every year since 1899, save the 1906, 1943 and 1944 seasons.
- BU has won nine conference titles, including in 2021, with three Big 12 Championships and six Southwest Conference Championships.
- Baylor's first season came in 1899-1900, a 5-1 record under Coach R.H. Hamilton that included two wins over Toby's Business.

## ONE STANDARD. ONE ACCORD.

- Baylor unveiled a mission statement under Vice President and Director of Intercollegiate Athletics Mack Rhoades in the fall of 2018, "One Standard. One Accord", which is centered on the distinct purpose of *Preparing Champions for Life* through academic achievement, athletic success, spiritual growth and character formation.

## ABOUT BAYLOR

- Baylor is situated on a 1,000-acre campus located on the Brazos River in Waco, Texas, and was chartered in 1845 by the Republic of Texas through the efforts of Baptist pioneers. It is the oldest continually operating university in Texas. Baylor is a R1 Institution according to the Carnegie Classification of Institutions of Higher Education
- BU sponsors 19 varsity sports as members of the Big 12 Conference and boasts the 2021 Men's Basketball National Champions, the 2005, 2012 and 2019 Women's Basketball National Champions and the 2004 Men's Tennis National Champions, in addition to 88 Big 12 Conference Championships in the league's 25-year history.

## NEXT UP

- Baylor will return to action on Saturday, Oct. 22, playing host to No. 20/20 Kansas for Homecoming at McLane Stadium.

**LAST MEETING: *rv/rv* BAYLOR 45, WEST VIRGINIA 20**

**McLANE STADIUM • WACO, TEXAS**

**OCT. 9, 2021 • ATTENDANCE: 43,569**

Baylor remained unbeaten at home with a convincing 45-20 win over the West Virginia Mountaineers.

The Bears' offense wasted no time, scoring on their second play of the game when **Gerry Bohanon** found **Tyquan Thornton** for a 75-yard strike. It was Baylor's longest offensive play of the season and gave the Bears the quick 7-0 lead.

After West Virginia scored on its opening drive, Baylor's offense went back to work, covering 75 yards in eight plays, capped by **Ben Sims'** 10-yard touchdown reception to stretch the lead out to 14-7.

With a seven-point lead, **Jalen Pitre** picked off Jarrett Doege at the West Virginia 48 for Baylor's eighth interception of the season and third-straight game with a pick.

Bohanon and the offense went back to work and capitalized on the turnover by going 48 yards in five plays to extend the lead to 21-7 after Bohanon's sixth rushing touchdown of the season.

Thornton found the end zone for the second time early in the second quarter, on an 11-yard strike from Bohanon. Thornton finished the game with 187 receiving yards, which are the most by a Baylor receiver in a single-game since Denzel Mims in 2017.

With a 28-13 lead in the third, Bohanon connected on his 4th passing touchdown of the game, his second to Sims. Bohanon's four passing touchdowns set a new career-high and gave Baylor the commanding 35-13 lead in the third quarter.

With 4:37 to play in the third quarter, Baylor running back **Abram Smith** essentially put the game out of reach with a 31-yard touchdown scamper, his seventh of the season, to make it 42-13 in favor of the green and gold.

The 45-20 victory was Baylor's fourth win in five games against West Virginia, in Waco.

**POSTGAME NOTES**

- 525 total yards of total offense are the most for Baylor in a Big 12 game since it rolled up 536 on October 19, 2019 at Oklahoma State.
- Baylor's offense scored on its opening possession for the fourth time in six games.
- Baylor's six sacks were the most in a single-game since October 5, 2019 at Kansas State.
- This was the first time multiple Baylor players had 2+receiving touchdowns in a game since September 24, 2016 vs. Oklahoma State.
- 354 passing yards are the most for Baylor in a single-game since December 27, 2018 against Vanderbilt in the Texas Bowl (384).
- Baylor is now 11-of-14 on 4th downs this season.
- **Gerry Bohanon's** 75-yard touchdown pass to **Tyquan Thornton** in the first quarter was Baylor's longest since the 2019 Big 12 Championship game vs. Oklahoma.
- The Bears are now 5-1 or better through six games for the 6th time in the last nine seasons.

**SCORING SUMMARY**

| WEST VIRGINIA | 7  | 3 | 3  | 7 | -- | 20 |
|---------------|----|---|----|---|----|----|
| BAYLOR        | 21 | 7 | 14 | 3 | -- | 45 |

|           |     |   |
|-----------|-----|---|
| 1st 14:19 | BU  | Thornton, Tyquan 75yd pass from Bohanon, Gerry (Hankins, Isaiah kick) |
| 1st 12:41 | WVU | Ryan Sean 12yd pass from Doege, Jarrett (Legg, Casey kick)            |
| 1st 09:22 | BU  | Sims, Ben 10yd pass from Bohanon, Gerry (Hankins, Isaiah kick)        |
| 1st 05:24 | BU  | Bohanon, Gerry 1yd run (Hankins, Isaiah kick)                         |
| 2nd 09:52 | BU  | Thornton, Tyquan 11yd pass from Bohanon, Gerry (Hankins, Isaiah kick) |
| 2nd 06:17 | WVU | Legg, Casey 29yd field goal   |
| 3rd 09:17 | WVU | Legg, Casey 27yd field goal   |
| 3rd 06:59 | BU  | Sims, Ben 29yd pass from Bohanon, Gerry (Hankins, Isaiah kick)        |
| 3rd 04:37 | BU  | Smith, Abram 31yd run (Hankins, Isaiah kick)                          |
| 4th 10:12 | BU  | Hankins, Isaiah 45yd field goal                                       |
| 4th 04:18 | WVU | Greene, Garrett 13yd run (Legg, Casey kick)                           |

**STATISTICS**

| TEAM STATS                 | WVU     | BU      |
|----------------------------|---------|---------|
| FIRST DOWNS                | 24      | 21      |
| RUSHES-YARDS (NET)         | 38-90   | 32-171  |
| PASSING YDS (NET)          | 263     | 164     |
| Passes Att-Comp-Int        | 24-37-1 | 20-31-0 |
| TOTAL OFFENSE PLAYS-YARDS  | 75-362  | 63-525  |
| Fumble Returns-Yards       | 0-0     | 0-0     |
| Punt Returns-Yards         | 0-0     | 3-21    |
| Kickoff Returns-Yards      | 3-46    | 2-27    |
| Interception Returns-Yards | 0-0     | 1-0     |
| Punts (Number-Avg)         | 7-48.0  | 5-47.4  |
| Fumbles-Lost               | 1-0     | 0-0     |
| Penalties-Yards            | 8-68    | 6-59    |
| Possession Time            | 34:21   | 25:39   |
| Third-Down Conversions     | 3 of 15 | 3 of 11 |
| Fourth-Down Conversions    | 0 of 0  | 2 of 2  |
| Red-Zone Scores-Chances    | 4-4     | 3-3     |
| Sacks By: Number-Yards     | 0-0     | 6-46    |

**INDIVIDUAL STATISTICS**

**RUSHING:** West Virginia-Greene, Garrett 10-55; Brown, Leddie 12-44; Johnson Jr., Justin 8-13; Wright, Winston 1-1; Doege, Jarret 7-minus 23. Baylor-Smith, Abram 11-87; Ebner, Trestan 8-53; McWilliams, Tye 5-25; Bohanon, Gerry 6-6; Fleeke, Josh 1-0; Sneed, R.J. 1-0.

**PASSING:** West Virginia-Doege, Jarret 20-31-1-237; Greene, Garrett 4-6-0-35. Baylor-Bohanon, Gerry 18-29-0-336; Shapen, Blake 2-2-0-18.

**RECEIVING:** West Virginia-Wright, Winston 6-86; James, Sam 5-70; Esdale, Isaiah 5-49; Ford-Wheaton, Bryce 4-45; Brown, Leddie 2-8; Ryan, Sean 1-12; Johnson Jr., Justin 1-2. Baylor- Thornton, Tyquan 8-187; Estrada, Drew 4-90; Sims, Ben 2-39; Ebner, Trestan 2-0; Presley, Hal 1-15; Yates, Gavin 1-11; Sneed, R.J. 1-9; Ellis, Jaylen 1-3.

**INTERCEPTIONS:** West Virginia-None. Baylor-Pitre, Jalen 1-0.

**FUMBLES:** West Virginia-Green, Garrett 1-0. Baylor-None.

**SACKS:** West Virginia-none. Baylor-Ika, Siaki 2.0-13; Bernard, Terrel 1.0-10; Franklin, T.J. 1.0-9; Obi, Victor 1.0-10; Randolph, Garmon 1.0-4.

**TACKLES (UA-A):** West Virginia-Chandler-Semedo, Josh 5-1; Mahone, Sean 5-0; Addae, Alonzo 5-0; Matthews, Jackie 2-3; Simmons, Taurus 2-2; Dixon, Lance 3-0; Loe, Exree 2-1; Stevens, Deshawn 2-1; Smith, Reese 2-0; Woods, Charles 2-0; Stills, Dante 2-0; Porter Jr., Darryl 2-0; Hammett, Ja'Corey 2-0; Fortune, Nickroy 1-1; Martin, Sean 0-2; Bartlett, Jared 0-2; Cowan, VanDarius 1-0; Jefferson, Jordan 1-0; Burks, Aubrey; Mallingier, Davis 1-0; Wilson-Lamp, Andrew 1-0; Vesterinen, Edward 0-1. Baylor-Bernard, Terrel 9-0; Utley, Braden 5-1; Pitre, Jalen 5-0; Woods, JT 5-0; Texada 4-1; Neal, Devin 3-2; Jones, Matt 2-3; Randolph, Garmon 4-0; Morgan, Christian 2-1; Ika, Siaki 2-1; Logan, Ashton 2-0; Obi, Victor 2-0; Franklin, T.J. 1-1; Hall, Gabe 1-0; Doyle, Dillon 1-0; Jackson, Bryson 1-0; Williams, Will 1-0; r

**RECORDS UPDATE**

**PUNTS**

**CAREER LEADERS**

| PLAYER              | SEASONS    | YDS    | AVG   | P   |
|---------------------|------------|--------|-------|-----|
| 1. Daniel Sepulveda | 2003-06    | 12,531 | 45.24 | 277 |
| 2. Ron Stowe        | 1979-82    | 10,339 | 41.03 | 252 |
| 3. Derek Epperson   | 2007-10    | 9,574  | 42.74 | 224 |
| 4. Kyle Atteberry   | 1997-99    | 9,404  | 42.55 | 221 |
| 5. Issac Power      | 2018-pres. | 7,973  | 41.96 | 190 |
| 6. Ed Marsh         | 1968-70    | 8,551  | 41.51 | 206 |
| 7. Pete Rutter      | 1986-89    | 7,929  | 41.51 | 191 |
| 8. Luke Prestridge  | 1976-78    | 7,602  | 42.23 | 180 |
| 9. Buzzy Sawyer     | 1983-85    | 7,385  | 43.44 | 170 |
| 10. Drew Galitz     | 2015-18    | 6,987  | 42.09 | 166 |

**YARDS**

**CAREER LEADERS**

| PLAYER              | SEASONS    | P   | AVG   | YDS    |
|---------------------|------------|-----|-------|--------|
| 1. Daniel Sepulveda | 2003-06    | 277 | 45.24 | 12,531 |
| 2. Ron Stowe        | 1979-82    | 252 | 41.03 | 10,339 |
| 3. Derek Epperson   | 2007-10    | 224 | 42.74 | 9,574  |
| 4. Kyle Atteberry   | 1997-99    | 221 | 42.55 | 9,404  |
| 5. Ed Marsh         | 1968-70    | 206 | 41.51 | 8,551  |
| 6. Pete Rutter      | 1986-89    | 191 | 41.51 | 7,929  |
| 7. Issac Power      | 2018-pres. | 190 | 41.96 | 7,973  |
| 8. Luke Prestridge  | 1976-78    | 180 | 42.23 | 7,602  |
| 9. Buzzy Sawyer     | 1983-85    | 170 | 43.44 | 7,385  |
| 10. Spencer Roth    | 2011-14    | 164 | 43.72 | 7,170  |

**YARDS PER PUNT**

**CAREER LEADERS MINIMUM 100 PUNTS**

| PLAYER              | SEASONS    | P   | YDS    | AVG   |
|---------------------|------------|-----|--------|-------|
| 1. Daniel Sepulveda | 2003-06    | 277 | 12,531 | 45.24 |
| 2. Spencer Roth     | 2011-14    | 164 | 7,170  | 43.72 |
| 3. Buzzy Sawyer     | 1983-85    | 170 | 7,385  | 43.44 |
| 4. Derek Epperson   | 2007-10    | 224 | 9,572  | 42.75 |
| 5. Kyle Atteberry   | 1997-99    | 221 | 9,404  | 42.55 |
| 6. Luke Prestridge  | 1976-78    | 180 | 7,602  | 42.23 |
| 7. Drew Galitz      | 2015-18    | 166 | 6,987  | 42.09 |
| 8. Adam Stiles      | 2000-01    | 151 | 6,336  | 41.96 |
| 9. Issac Power      | 2018-pres. | 190 | 7,973  | 41.96 |
| 10. Pete Rutter     | 1986-89    | 191 | 7,929  | 41.51 |
| 11. Ed Marsh        | 1968-70    | 206 | 8,551  | 41.51 |

**50-PLUS-YARD PUNTS**

**CAREER LEADERS SINCE 1964**

| PLAYER              | SEASONS    | P   | 50+ |
|---------------------|------------|-----|-----|
| 1. Daniel Sepulveda | 2003-06    | 277 | 94  |
| 2. Derek Epperson   | 2007-10    | 224 | 49  |
| 3. Ron Stowe        | 1979-82    | 252 | 47  |
| 4. Kyle Atteberry   | 1997-99    | 221 | 46  |
| 5. Spencer Roth     | 2011-14    | 164 | 41  |
| 6. Issac Power      | 2018-pres. | 188 | 40  |
| 7. Pete Rutter      | 1986-89    | 191 | 39  |
| 8. Ed Marsh         | 1968-70    | 206 | 38  |
| Buzzy Sawyer        | 1983-85    | 170 | 38  |
| 10. Adam Stiles     | 2000-01    | 151 | 33  |
| Drew Galitz         | 2015-18    | 166 | 33  |



**60-PLUS-YARD PUNTS**

**CAREER LEADERS SINCE 1964**

| PLAYER              | SEASON            | P          | 60+      |
|---------------------|-------------------|------------|----------|
| 1. Daniel Sepulveda | 2003-06           | 277        | 21       |
| 2. Kyle Atteberry   | 1997-99           | 221        | 10       |
| 3. Spencer Roth     | 2011-14           | 164        | 9        |
| 4. Ron Stowe        | 1979-82           | 252        | 8        |
| Ty Atteberry        | 1993-96           | 165        | 8        |
| 6. Buzzy Sawyer     | 1983-85           | 170        | 7        |
| Drew Galitz         | 2015-18           | 166        | 7        |
| 8. Derek Epperson   | 2007-10           | 224        | 6        |
| <b>Issac Power</b>  | <b>2018-pres.</b> | <b>176</b> | <b>6</b> |
| 10. Ed Marsh        | 1968-70           | 206        | 5        |
| Luke Prestridge     | 1976-78           | 180        | 5        |
| Pete Rutter         | 1986-89           | 191        | 5        |

**POINTS, KICKING**

**CAREER LEADERS**

| PLAYER                | SEASONS           | FG        | PAT       | PTS        |
|-----------------------|-------------------|-----------|-----------|------------|
| 1. Aaron Jones        | 2010-13           | 59        | 274       | 451        |
| 2. Chris Callahan     | 2014-16           | 36        | 211       | 319        |
| 3. Terry Syler        | 1985-88           | 38        | 101       | 215        |
| 4. Jeff Ireland       | 1988-91           | 45        | 78        | 213        |
| 5. Robert Bledsoe     | 1977-80           | 31        | 111       | 204        |
| 6. Jarvis Van Dyke    | 1993-95           | 29        | 110       | 197        |
| 7. Marty Jimmerson    | 1981-84           | 31        | 88        | 181        |
| 8. Connor Martin      | 2016-18           | 35        | 74        | 179        |
| 9. <b>John Mayers</b> | <b>2018-pres.</b> | <b>28</b> | <b>93</b> | <b>177</b> |
| 10. Ryan Havens       | 2003-06           | 27        | 54        | 135        |

**FIELD GOALS MADE**

**CAREER LEADERS**

| PLAYER                 | SEASONS           | PCT         | FGA       | FGM       |
|------------------------|-------------------|-------------|-----------|-----------|
| 1. Aaron Jones         | 2010-13           | .628        | 94        | 59        |
| 2. Jeff Ireland        | 1988-91           | .563        | 80        | 45        |
| 3. Terry Syler         | 1985-88           | .731        | 52        | 38        |
| 4. Chris Callahan      | 2014-16           | .667        | 54        | 36        |
| 5. Connor Martin       | 2016-18           | .729        | 48        | 35        |
| 6. Robert Bledsoe      | 1977-80           | .492        | 63        | 31        |
| Marty Jimmerson        | 1981-84           | .721        | 43        | 31        |
| 8. Jarvis Van Dyke     | 1993-95           | .592        | 49        | 29        |
| 9. Ryan Havens         | 2003-06           | .730        | 37        | 27        |
| 10. <b>John Mayers</b> | <b>2018-pres.</b> | <b>.778</b> | <b>36</b> | <b>28</b> |

**FIELD GOALS ATTEMPTED**

**CAREER LEADERS**

| PLAYER                 | SEASONS           | FGM       | PCT         | FGA       |
|------------------------|-------------------|-----------|-------------|-----------|
| 1. Aaron Jones         | 2010-13           | 59        | .628        | 94        |
| 2. Jeff Ireland        | 1988-91           | 45        | .563        | 80        |
| 3. Robert Bledsoe      | 1977-80           | 31        | .492        | 63        |
| 4. Terry Syler         | 1985-88           | 38        | .731        | 52        |
| 5. Jarvis Van Dyke     | 1993-95           | 29        | .592        | 49        |
| 6. Connor Martin       | 2016-18           | 35        | .729        | 48        |
| 7. Marty Jimmerson     | 1981-84           | 31        | .721        | 43        |
| 8. Chris Callahan      | 2014-16           | 36        | .667        | 54        |
| 9. Ryan Havens         | 2003-06           | 27        | .730        | 37        |
| 10. <b>John Mayers</b> | <b>2018-pres.</b> | <b>28</b> | <b>.778</b> | <b>36</b> |

**FIELD GOAL PERCENTAGE**

**CAREER LEADERS MINIMUM 8 MADE**

| PLAYER                | SEASONS           | FGM       | FGA       | PCT         |
|-----------------------|-------------------|-----------|-----------|-------------|
| 1. <b>John Mayers</b> | <b>2018-pres.</b> | <b>28</b> | <b>36</b> | <b>.778</b> |
| 2. Terry Syler        | 1985-88           | 38        | 52        | .731        |
| 3. Connor Martin      | 2016-18           | 35        | 48        | .729        |
| 4. Ryan Havens        | 2003-06           | 27        | 37        | .730        |
| 5. Matt Bryant        | 1997-98           | 21        | 29        | .724        |
| 6. Marty Jimmerson    | 1981-84           | 31        | 43        | .721        |
| 8. Chris Callahan     | 2014-16           | 36        | 54        | .667        |
| Carl Choate           | 1961-62           | 8         | 12        | .667        |
| <b>Isaiah Hankins</b> | <b>2021-pres.</b> | <b>14</b> | <b>21</b> | <b>.667</b> |
| 11. Kenny Webb        | 2001-04           | 18        | 28        | .643        |
| 12. Aaron Jones       | 2010-13           | 59        | 94        | .628        |

**PAT KICKS MADE**

**CAREER LEADERS**

| PLAYER                | SEASONS           | PCT         | XPA       | XPM       |
|-----------------------|-------------------|-------------|-----------|-----------|
| 1. Aaron Jones        | 2010-13           | .986        | 278       | 274       |
| 2. Chris Callahan     | 2014-16           | .991        | 213       | 211       |
| 3. Robert Bledsoe     | 1977-80           | .982        | 113       | 111       |
| 4. Jarvis Van Dyke    | 1993-95           | .991        | 111       | 110       |
| 5. Terry Syler        | 1985-88           | .971        | 104       | 101       |
| 6. <b>John Mayers</b> | <b>2018-pres.</b> | <b>.989</b> | <b>94</b> | <b>93</b> |
| 7. Marty Jimmerson    | 1981-84           | .967        | 91        | 88        |
| 8. Jeff Ireland       | 1988-91           | .929        | 84        | 78        |
| 9. Connor Martin      | 2016-18           | .937        | 79        | 74        |
| 10. Hank Dickerson    | 1947-50           | .684        | 98        | 67        |

**PAT KICKS ATTEMPTED**

**CAREER LEADERS**

| PLAYER                | SEASONS           | XPM       | PCT         | XPA       |
|-----------------------|-------------------|-----------|-------------|-----------|
| 1. Aaron Jones        | 2010-13           | 274       | .986        | 278       |
| 2. Chris Callahan     | 2014-16           | 211       | .991        | 213       |
| 3. Robert Bledsoe     | 1977-80           | 111       | .982        | 113       |
| 4. Jarvis Van Dyke    | 1993-95           | 110       | .991        | 111       |
| 5. Terry Syler        | 1985-88           | 101       | .971        | 104       |
| 6. Hank Dickerson     | 1947-50           | 67        | .684        | 98        |
| 7. <b>John Mayers</b> | <b>2018-pres.</b> | <b>93</b> | <b>.989</b> | <b>94</b> |
| 8. Marty Jimmerson    | 1981-84           | 88        | .967        | 91        |
| 9. Jeff Ireland       | 1988-91           | 78        | .929        | 84        |
| 10. Connor Martin     | 2016-18           | 74        | .937        | 79        |

**PAT KICK PERCENTAGE**

**CAREER LEADERS MINIMUM 35 MADE**

| PLAYER                   | SEASONS           | XPM       | XPA       | PCT         |
|--------------------------|-------------------|-----------|-----------|-------------|
| 1. Matt Bryant           | 1997-98           | 42        | 42        | 1.000       |
| 2. Jarvis Van Dyke       | 1993-95           | 110       | 111       | .991        |
| 3. Chris Callahan        | 2014-16           | 211       | 213       | .991        |
| 4. <b>John Mayers</b>    | <b>2018-pres.</b> | <b>93</b> | <b>94</b> | <b>.989</b> |
| 5. Aaron Jones           | 2010-13           | 274       | 278       | .986        |
| 6. <b>Isaiah Hankins</b> | <b>2021-pres.</b> | <b>65</b> | <b>66</b> | <b>.985</b> |
| 7. Robert Bledsoe        | 1977-80           | 111       | 113       | .982        |
| 8. Kenny Webb            | 2001-04           | 51        | 52        | .981        |
| 9. Terry Syler           | 1985-88           | 101       | 104       | .971        |
| 10. Bubba Hicks          | 1973-75           | 61        | 63        | .968        |
| 11. Marty Jimmerson      | 1981-84           | 88        | 91        | .967        |
| 12. Carl Choate          | 1961-62           | 39        | 41        | .951        |

## RECORDS BY POSITION

### CAREER RECEIVING YARDS, TIGHT END

| Name               | Years             | Rec.      | TD        | Yards      |
|--------------------|-------------------|-----------|-----------|------------|
| 1. Brad Taylor     | 2007-10           | 76        | 6         | 993        |
| 2. Justin Akers    | 2006-09           | 89        | 7         | 896        |
| 3. Ken Hodge       | 1962-64           | 60        | 5         | 883        |
| 4. Ronnie Bo Lee   | 1975-78           | 53        | 5         | 694        |
| 5. <b>Ben Sims</b> | <b>2018-pres.</b> | <b>67</b> | <b>11</b> | <b>669</b> |
| 6. Steve Stutsman  | 1987-91           | 21        | 4         | 450        |
| 7. Jack Eisenhart  | 1965-66           | 40        | 0         | 437        |
| 8. Alonzo Pierce   | 1988-91           | 27        | 3         | 430        |
| 9. Mike McKenzie   | 1989-92           | 24        | 2         | 396        |
| 10. Ted Gillum     | 1967-69           | 28        | 0         | 362        |
| 11. Jordan Najvar  | 2011-13           | 35        | 4         | 311        |

### CAREER RECEPTIONS, TIGHT END

| Name               | Years             | TD        | Yards      | Rec.      |
|--------------------|-------------------|-----------|------------|-----------|
| 1. Justin Akers    | 2006-09           | 7         | 896        | 89        |
| 2. Brad Taylor     | 2007-10           | 6         | 993        | 76        |
| 3. <b>Ben Sims</b> | <b>2018-pres.</b> | <b>11</b> | <b>669</b> | <b>67</b> |
| 4. Ken Hodge       | 1962-64           | 5         | 883        | 60        |
| 5. Ronnie Bo Lee   | 1975-78           | 5         | 694        | 53        |
| 6. Jack Eisenhart  | 1965-66           | 0         | 437        | 40        |
| 7. Jordan Najvar   | 2011-13           | 4         | 311        | 35        |
| 8. Ted Gillum      | 1967-69           | 0         | 362        | 28        |
| 9. Alonzo Pierce   | 1988-91           | 3         | 430        | 27        |
| 10. Mike McKenzie  | 1989-92           | 2         | 396        | 24        |
| 11. Steve Stutsman | 1987-91           | 4         | 450        | 21        |

### CAREER RECEIVING TOUCHDOWNS, TIGHT END

| Name               | Years             | Rec.      | Yards      | TD        |
|--------------------|-------------------|-----------|------------|-----------|
| 1. <b>Ben Sims</b> | <b>2018-pres.</b> | <b>67</b> | <b>669</b> | <b>11</b> |
| 2. Justin Akers    | 2006-09           | 89        | 896        | 7         |
| 3. Brad Taylor     | 2007-10           | 76        | 993        | 6         |
| 4. Ken Hodge       | 1962-64           | 60        | 883        | 5         |
| 5. Ronnie Bo Lee   | 1975-78           | 53        | 694        | 5         |
| 6. Steve Stutsman  | 1987-91           | 21        | 450        | 4         |
| 7. Jordan Najvar   | 2011-13           | 35        | 311        | 4         |

## BAYLOR ROSTER

## ALPHABETICAL ROSTER

| NO. | PLAYER, POS.            |
|-----|-------------------------|
| 12  | Alfonzo Allen, S        |
| 30  | Michael Allen, S        |
| 13  | Luke Anthony, QB        |
| 46  | Tony Anyanwu, OLB       |
| 80  | Monarary Baldwin, WR    |
| 83  | Elijah Bean, WR         |
| 28  | Devyn Bobby, S          |
| 96  | Bryce Boland, K         |
| 24  | Cameron Bonner, WR      |
| 36  | Tyrone Brown, LB        |
| 26  | Jonah Burton, WR        |
| 22  | Reggie Bush, CB         |
| 58  | Gavin Byers, OL         |
| 34  | Josh Cameron, WR        |
| 41  | Cisco Caston, S         |
| 25  | Jacoby Clarke, RB       |
| 69  | Clayton Collier, OL     |
| 89  | Drake Dabney, TE        |
| 81  | Jonathan Davidson, WR   |
| 54  | Timothy Dawn, OL        |
| 5   | Dillon Doyle, LB        |
| 15  | Kyron Drones, QB        |
| 79  | Alvin Ebosele, OL       |
| 75  | Elijah Ellis, OL        |
| 84  | Jaylen Ellis, WR        |
| 99  | Tre Emory, DL           |
| 42  | Jeremy Evans, LB        |
| 21  | Josh Fleeks, RB         |
| 9   | TJ Franklin, DL         |
| 66  | Jacob Gall, OL          |
| 76  | Connor Galvin, OL       |
| 49  | Will Garner, LB         |
| 19  | Javon Gipson, WR        |
| 24  | Corey Gordon Jr., S     |
| 26  | Garrison Grimes, LS     |
| 95  | Gabe Hall, DL           |
| 53  | Ben Hamilton, LB        |
| 98  | Isaiah Hankins, K       |
| 25  | Byron Hanspard, Jr., CB |
| 16  | Mike Harris, S          |
| 50  | Connor Heffernan, OL    |
| 6   | Gavin Holmes, WR        |
| 62  | Siaki Ika, DL           |
| 7   | Bryson Jackson, OLB     |
| 72  | Mose Jeffery, OL        |
| 23  | Jordan Jenkins, RB      |
| 94  | BoChao Jin, DL          |
| 87  | Kelsey Johnson, TE      |
| 11  | Lorando Johnson, CB     |
| 32  | Carmello Jones, LB      |
| 2   | Matt Jones, LB          |
| 28  | Qualan Jones, RB        |
| 88  | Seth Jones, WR          |
| 51  | Kyler Jordan, OLB       |
| 64  | Khalil Keith, OL        |
| 17  | Landry Kinne, QB        |
| 97  | Cooper Lanz, DL         |
| 20  | Devin Lemear, S         |
| 62  | Ryan Lengyel, OL        |
| 48  | Collin Losack, S        |
| 73  | George Maile, OL        |
| 58  | Jaden Maronen, LB       |

## NUMERICAL ROSTER

| No. | Name                 | Pos. | Ht.  | Wt. | Class. | Exp. | Hometown / Previous School                          |
|-----|----------------------|------|------|-----|--------|------|---|
| 0   | Craig Williams       | RB   | 5-9  | 168 | Jr.    | 2L   | Crosby, Texas / Crosby HS                           |
| 1   | Issac Power          | P    | 6-1  | 201 | 5Sr.   | 3L   | Castle Rock, Colo. / Ponderosa HS                   |
| 2   | Matt Jones           | LB   | 6-3  | 224 | Jr.    | 2L   | Odessa, Texas / Odessa Permian HS                   |
| 3   | Mark Milton          | CB   | 6-2  | 191 | 5Sr.   | 3L   | Houston, Texas / Clear Brook HS                     |
| 4   | Christian Morgan     | S    | 6-1  | 211 | 5Sr.   | 4L   | Houston, Texas / Porter HS                          |
| 5   | Dillon Doyle         | LB   | 6-3  | 240 | 5Sr.   | 2L   | Iowa City, Iowa / Iowa                              |
| 6   | Gavin Holmes         | WR   | 5-11 | 200 | 6Sr.   | 2L   | Justin, Texas / Northwest HS                        |
| 7   | Bryson Jackson       | OLB  | 6-2  | 204 | 6Sr.   | 3L   | Mansfield, Texas / Lake Ridge HS                    |
| 8   | Ben Sims             | TE   | 6-5  | 258 | 5Sr.   | 3L   | San Antonio, Texas / Clark HS                       |
| 9   | TJ Franklin          | DL   | 6-5  | 265 | Sr.    | 3L   | Temple, Texas / Temple HS                           |
| 11  | Lorando Johnson      | CB   | 6-0  | 193 | So.    | 1L   | Lancaster, Texas / Lancaster HS                     |
| 12  | Alfonzo Allen        | S    | 5-11 | 183 | Fr.    | HS   | Miami, Fla. / Central HS                            |
| 12  | Blake Shapen         | QB   | 6-0  | 200 | So.    | 1L   | Shreveport, La. / Evangel Christian Academy         |
| 13  | Luke Anthony         | QB   | 6-1  | 208 | 7Sr.   | TR   | Dallas, Texas / All Saints Episcopal / ACU / LaTech |
| 13  | Al Walcott           | S    | 6-2  | 219 | Sr.    | 2L   | Wilmington, N.C. / Butler CC                        |
| 14  | Devin Neal           | S    | 5-11 | 201 | Jr.    | 2L   | Lexington, Ky. / Douglass HS                        |
| 14  | Armani Winfield      | WR   | 6-2  | 203 | Fr.    | HS   | Lewisville, Texas / Lewisville HS                   |
| 15  | Kyron Drones         | QB   | 6-2  | 223 | RFr.   | RS   | Pearland, Texas / Shadow Creek HS                   |
| 15  | Tripp Mitchell       | WR   | 6-1  | 192 | Jr.    | SQ   | Camarillo, Calif. / Oaks Christian HS               |
| 16  | Mike Harris          | S    | 5-10 | 168 | So.    | SQ   | Phenix City, Ala. / Central HS                      |
| 16  | Hal Presley          | WR   | 6-3  | 199 | So.    | 1L   | Mansfield, Texas / Mansfield Summit HS              |
| 17  | Landry Kinne         | QB   | 6-0  | 185 | Jr.    | TR   | Waco, Texas / La Vega HS / Tyler JC                 |
| 18  | Brayson McHenry      | QB   | 5-11 | 193 | Fr.    | HS   | Texarkana, Texas / Texarkana HS                     |
| 18  | Jordan Nabors        | WR   | 5-11 | 182 | Fr.    | HS   | Rockwall, Texas / Heath HS                          |
| 19  | Javon Gipson         | WR   | 6-3  | 200 | RFr.   | RS   | Richmond, Texas / George Ranch HS                   |
| 19  | AJ McCarty           | CB   | 5-11 | 180 | So.    | 1L   | Brownwood, Texas / Brownwood HS                     |
| 20  | Devin Lemear         | S    | 5-11 | 183 | RFr.   | RS   | Manor, Texas / Manor HS                             |
| 21  | Josh Fleeks          | RB   | 6-0  | 204 | 5Sr.   | 4L   | Dallas, Texas / Cedar Hill HS                       |
| 21  | Chateau Reed         | CB   | 6-2  | 193 | So.    | 1L   | Lawton, Okla. / Lawton HS                           |
| 22  | Reggie Bush          | CB   | 6-0  | 183 | Fr.    | HS   | Frisco, Texas / Independence HS                     |
| 22  | Taye McWilliams      | RB   | 6-1  | 213 | Jr.    | 2L   | Richmond, Texas / Lamar Consolidated HS             |
| 23  | Jordan Jenkins       | RB   | 6-1  | 222 | RFr.   | RS   | Lindale, Texas / Lindale HS                         |
| 24  | Cameron Bonner       | WR   | 5-11 | 178 | RFr.   | RS   | Houston, Texas / St. Thomas HS                      |
| 24  | Corey Gordon Jr.     | S    | 6-2  | 175 | Fr.    | HS   | Oklahoma City, Okla. / Putnam West HS               |
| 25  | Jacoby Clarke        | RB   | 5-11 | 231 | Jr.    | 2L   | The Woodlands, Texas / The Woodlands HS             |
| 25  | Byron Hanspard, Jr.  | CB   | 6-0  | 182 | 5Sr.   | 3L   | DeSoto, Texas / DeSoto HS                           |
| 26  | Jonah Burton         | WR   | 5-11 | 203 | RFr.   | RS   | Simi Valley, Calif. / Simi Valley HS                |
| 26  | Garrison Grimes      | LS   | 6-2  | 215 | RFr.   | RS   | American Fork, Utah / American Fork HS              |
| 27  | Tevin Williams III   | CB   | 6-1  | 188 | RFr.   | RS   | Stillwater, Okla. / Stillwater HS                   |
| 28  | Devyn Bobby          | S    | 5-10 | 174 | Fr.    | HS   | DeSoto, Texas / DeSoto HS                           |
| 28  | Qualan Jones         | RB   | 5-10 | 242 | Jr.    | 2L   | Grand Prairie, Texas / Trinity Christian            |
| 29  | Romario Noel         | CB   | 6-3  | 212 | RFr.   | RS   | Cypress, Texas / Cy Ranch HS                        |
| 29  | Richard Reese        | RB   | 5-9  | 175 | Fr.    | HS   | Bellville, Texas / Bellville HS                     |
| 30  | Michael Allen        | S    | 5-8  | 177 | Fr.    | HS   | Stilwell, Kan. / Blue Valley HS                     |
| 31  | Griffin Speaks       | S    | 5-11 | 180 | Jr.    | 2L   | Auburn, Ala. / Auburn HS                            |
| 32  | Carmello Jones       | LB   | 6-2  | 222 | Fr.    | HS   | Orange, Texas / West Orange-Stark HS                |
| 33  | Will Williams        | LB   | 6-2  | 211 | Jr.    | 1L   | El Paso, Texas / Chapin HS                          |
| 34  | Josh Cameron         | WR   | 6-1  | 216 | RFr.   | RS   | Cedar Park, Texas / Cedar Park HS                   |
| 35  | Jackie Marshall      | LB   | 6-3  | 281 | RFr.   | RS   | LaPlace, La. / East St. John HS                     |
| 36  | Tyrone Brown         | LB   | 5-11 | 222 | RFr.   | RS   | Orange, Texas / West Orange-Stark HS                |
| 38  | Ayinda Marshall      | CB   | 5-11 | 180 | So.    | TR   | Sugar Land, Texas / George Ranch HS                 |
| 39  | Michael Mastrodicasa | CB   | 6-0  | 199 | RFr.   | RS   | Austin, Texas / Vandegrift HS                       |
| 40  | Corbin Robertson     | LS   | 6-4  | 238 | Sr.    | TR   | Mount Airy, N.C. / Mount Airy HS / Chowan           |
| 41  | Cisco Caston         | S    | 6-1  | 210 | RFr.   | RS   | Weatherford, Texas / Weatherford HS                 |
| 41  | Brooks Miller        | LB   | 6-1  | 225 | So.    | 1L   | West Monroe, La. / West Monroe HS                   |
| 42  | Jeremy Evans         | LB   | 6-1  | 209 | Fr.    | HS   | Tenaha, Texas / Tenaha HS                           |
| 43  | Gavin Yates          | TE   | 6-3  | 248 | So.    | 1L   | Frisco, Texas / Memorial HS                         |
| 44  | Mark Patton          | TE   | 6-4  | 238 | Jr.    | TR   | Tyler, Texas / Tyler JC                             |
| 44  | Josh White           | LB   | 6-0  | 229 | RSo.   | TR   | Houston, Texas / Cy Creek HS / LSU                  |
| 46  | Tony Anyanwu         | OLB  | 6-2  | 243 | So.    | SQ   | Rowlett, Texas / Sachse HS                          |
| 47  | Caleb Parker         | LB   | 5-11 | 213 | So.    | SQ   | Dallas, Texas / Lake Highlands HS                   |
| 48  | Collin Losack        | S    | 5-10 | 180 | Jr.    | SQ   | Colleyville, Texas / Heritage HS                    |

# BAYLOR ROSTER

## NUMERICAL ROSTER

| No. | Name              | Pos. | Ht.  | Wt. | Class. | Exp. | Hometown / Previous School                    |
|-----|-------------------|------|------|-----|--------|------|---|
| 49  | Will Garner       | LB   | 6-2  | 220 | So.    | SQ   | Spring, Texas / Klein HS                      |
| 50  | Connor Heffernan  | OL   | 6-4  | 287 | RFr.   | RS   | Georgetown, Texas / Georgetown HS             |
| 51  | Kyler Jordan      | OLB  | 6-2  | 225 | Fr.    | HS   | Lubbock, Texas / Cooper HS                    |
| 53  | Ben Hamilton      | LB   | 6-0  | 187 | So.    | SQ   | Frisco, Texas / Legacy Christian Academy      |
| 54  | Timothy Dawn      | OL   | 6-2  | 304 | Fr.    | HS   | Camden, Ark. / Fairview HS                    |
| 54  | Brayden Utley     | DL   | 6-1  | 275 | 5Sr.   | 3L   | Huntington Beach, Calif. / Loyola HS          |
| 55  | Garmon Randolph   | OLB  | 6-7  | 247 | Jr.    | 2L   | Jefferson, Ga. / Jefferson HS                 |
| 56  | Braden Strauss    | LB   | 5-11 | 216 | So.    | SQ   | Waco, Texas / Midway HS                       |
| 57  | Coleton Price     | OL   | 6-2  | 311 | Fr.    | HS   | Bowie, Texas / Bowie HS                       |
| 57  | Prince Ugoh       | DL   | 6-1  | 235 | RFr.   | RS   | Frisco, Texas / Liberty HS                    |
| 58  | Gavin Byers       | OL   | 6-5  | 310 | Jr.    | 2L   | Grapevine, Texas / Colleyville Heritage HS    |
| 58  | Jaden Maronen     | LB   | 5-10 | 226 | RFr.   | RS   | Katy, Texas / Katy HS                         |
| 59  | Devonte Tezino    | DL   | 6-5  | 292 | Fr.    | HS   | Killeen, Texas / Ellison HS                   |
| 62  | Siaki Ika         | DL   | 6-4  | 358 | Jr.    | 1L   | Salt Lake City, Utah / LSU                    |
| 62  | Ryan Lengyel      | OL   | 6-5  | 302 | RFr.   | RS   | Dallas, Texas / Jesuit Prep                   |
| 63  | Grant Miller      | OL   | 6-4  | 312 | 6Sr.   | 1L   | Fort Lauderdale, Fla. / Vanderbilt            |
| 64  | Khalil Keith      | OL   | 6-5  | 314 | 6Sr.   | 4L   | Alpine, Ala. / Winterboro HS                  |
| 65  | Micah Mazzuccua   | OL   | 6-5  | 331 | So.    | 1L   | Philadelphia, Pa. / St. Frances (Md.) Academy |
| 66  | Jacob Gall        | OL   | 6-2  | 299 | 6Sr.   | 1L   | Cincinnati, Ohio / Buffalo                    |
| 69  | Clayton Collier   | OL   | 6-2  | 272 | RFr.   | RS   | Frisco, Texas / Legacy Christian Academy      |
| 70  | Bryce Simpson     | OL   | 6-5  | 340 | Fr.    | HS   | Cypress, Texas / Cypress Ranch HS             |
| 71  | MJ Ruhman         | OL   | 6-4  | 282 | RFr.   | RS   | The Woodlands, Texas / The Woodlands HS       |
| 72  | Mose Jeffery      | OL   | 6-4  | 321 | 5Sr.   | 2L   | Longview, Texas / Kilgore College             |
| 73  | George Maile      | OL   | 6-3  | 298 | Fr.    | HS   | South Jordan, Utah / Bingham HS               |
| 74  | Kaden Sieracki    | OL   | 6-8  | 314 | Fr.    | HS   | The Woodlands, Texas / The Woodlands HS       |
| 75  | Elijah Ellis      | OL   | 6-6  | 339 | Jr.    | SQ   | Paris, Texas / Paris HS                       |
| 76  | Connor Galvin     | OL   | 6-7  | 302 | 5Sr.   | 4L   | Katy, Texas / Katy HS                         |
| 77  | Tate Williams     | OL   | 6-4  | 284 | RFr.   | RS   | Wall, Texas / Wall HS                         |
| 79  | Alvin Ebosele     | OL   | 6-6  | 308 | Fr.    | HS   | Coppell, Texas / Coppell HS                   |
| 80  | Monaray Baldwin   | WR   | 5-9  | 164 | So.    | 1L   | Killeen, Texas / Shoemaker HS                 |
| 81  | Jonathan Davidson | WR   | 6-1  | 206 | So.    | SQ   | Fulshear, Texas / Fulshear HS                 |
| 82  | Cody Mladenka     | TE   | 6-4  | 241 | Fr.    | HS   | The Woodlands, Texas / College Park HS        |
| 83  | Elijah Bean       | WR   | 6-4  | 220 | RFr.   | RS   | Humble, Texas / Summer Creek HS               |
| 84  | Jaylen Ellis      | WR   | 6-3  | 184 | Jr.    | 1L   | Round Rock, Texas / Cedar Ridge HS            |
| 85  | Kaian Roberts-Day | RB   | 6-3  | 269 | Fr.    | HS   | Festus, Mo. / Festus HS                       |
| 87  | Kelsey Johnson    | TE   | 6-2  | 243 | Fr.    | HS   | Red Oak, Texas / Red Oak HS                   |
| 88  | Seth Jones        | WR   | 6-1  | 197 | So.    | SQ   | Pearland, Texas / Shadow Creek HS             |
| 89  | Drake Dabney      | TE   | 6-5  | 251 | Jr.    | 2L   | Cypress, Texas / Cypress Ranch HS             |
| 90  | Jaxon Player      | DL   | 6-0  | 299 | 5Sr.   | TR   | Waco, Texas / Tulsa                           |
| 93  | Victor Obi        | OLB  | 6-5  | 220 | Sr.    | 2L   | Houston, Texas / Kilgore JC                   |
| 94  | BoChao Jin        | DL   | 6-0  | 264 | Jr.    | TR   | Beijing, China / Rochester                    |
| 95  | Gabe Hall         | DL   | 6-6  | 296 | Jr.    | 2L   | Waller, Texas / Waller HS                     |
| 95  | John Mayers       | K    | 5-11 | 189 | 5Sr.   | 3L   | Flower Mound, Texas / Marcus HS               |
| 96  | Bryce Boland      | K    | 5-11 | 172 | So.    | SQ   | Waco, Texas / Midway HS                       |
| 96  | Cole Maxwell      | DL   | 6-5  | 285 | 6Sr.   | 2L   | Allen, Texas / Allen HS                       |
| 97  | Cooper Lanz       | DL   | 6-3  | 270 | RFr.   | RS   | Denton, Texas / Guyer HS                      |
| 98  | Isaiah Hankins    | K    | 6-0  | 189 | So.    | 1L   | Little Rock, Ark. / Little Rock Christian     |
| 98  | Chidi Ogbonnaya   | DL   | 6-5  | 302 | 6Sr.   | 4L   | Houston, Texas / Langham Creek HS             |
| 99  | Tre Emory         | DL   | 6-2  | 318 | Fr.    | HS   | Mount Pleasant, Texas / Mount Pleasant HS     |
| 99  | Noah Rauschenberg | K    | 6-1  | 204 | Sr.    | 3L   | Tulsa, Okla. / Union HS                       |

## ALPHABETICAL ROSTER

| NO. | PLAYER, POS.             |
|-----|--------------------------|
| 38  | Ayinda Marshall, CB      |
| 35  | Jackie Marshall, LB      |
| 39  | Michael Mastrodicasa, CB |
| 96  | Cole Maxwell, DL         |
| 95  | John Mayers, K           |
| 65  | Micah Mazzuccua, OL      |
| 19  | AJ McCarty, CB           |
| 18  | Brayson McHenry, QB      |
| 22  | Taye McWilliams, RB      |
| 41  | Brooks Miller, LB        |
| 63  | Grant Miller, OL         |
| 3   | Mark Milton, CB          |
| 15  | Tripp Mitchell, WR       |
| 82  | Cody Mladenka, TE        |
| 4   | Christian Morgan, S      |
| 18  | Jordan Nabors, WR        |
| 14  | Devin Neal, S            |
| 29  | Romario Noel, CB         |
| 93  | Victor Obi, OLB          |
| 98  | Chidi Ogbonnaya, DT      |
| 47  | Caleb Parker, LB         |
| 44  | Mark Patton, TE          |
| 90  | Jaxon Player, DL         |
| 1   | Issac Power, P           |
| 16  | Hal Presley, WR          |
| 57  | Coleton Price, OL        |
| 55  | Garmon Randolph, OLB     |
| 99  | Noah Rauschenberg, K     |
| 21  | Chateau Reed, CB         |
| 29  | Richard Reese, RB        |
| 85  | Kaian Roberts-Day, RB    |
| 40  | Corbin Robertson, LS     |
| 71  | MJ Ruhman, OL            |
| 12  | Blake Shapen, QB         |
| 74  | Kaden Sieracki, OL       |
| 70  | Bryce Simpson, OL        |
| 8   | Ben Sims, TE             |
| 31  | Griffin Speaks, S        |
| 56  | Braden Strauss, OLB      |
| 59  | Devonte Tezino, DL       |
| 57  | Prince Ugoh, DL          |
| 54  | Brayden Utley, DL        |
| 13  | Al Walcott, S            |
| 44  | Josh White, LB           |
| 0   | Craig Williams, RB       |
| 77  | Tate Williams, OL        |
| 27  | Tevin Williams III, CB   |
| 33  | Will Williams, LB        |
| 14  | Armani Winfield, WR      |
| 43  | Gavin Yates, TE          |

## COACHING STAFF

**Head Coach:** Dave Aranda (Cal Lutheran, 1999)

**Offensive Coordinator/Tight Ends:** Jeff Grimes (UTEP, 1991)

**Defensive Coordinator/Inside Linebackers:** Ron Roberts (UT Martin, 1990)

**Asst. Coach/Wide Receivers:** Dallas Baker (Florida, 2006)

**Asst. Coach/Quarterbacks:** Shawn Bell (Baylor, 2006)

**Asst. Coach/Outside Linebackers:** Caleb Collins (Southeastern Louisiana, 2016)

**Asst. Coach/Cornerbacks:** Kevin Curtis (Texas Tech, 2002)

**Asst. Coach/Defensive Line:** Dennis Johnson (LSU, 2012)

**Asst. Coach/Running Backs:** Justin Johnson (Houston, 2011)

**Asst. Coach/Offensive Line:** Eric Mateos (Southwest Baptist, 2011)

**Asst. Coach/Safeties & Special Teams:** Ronnie Wheat (Millsaps, 2008)

# 2022 GAME RECAPS

OVERALL: 3-2 (HOME 2-1, ROAD 1-1, NEUTRAL 0-0) | BIG 12 CONFERENCE: 1-1 (HOME 0-1, ROAD 1-0, NEUTRAL 0-0)

## 10/10 BAYLOR 69, UALBANY 10

McLANE STADIUM • WACO, TEXAS

SEPT. 3, 2022 • ATTENDANCE: 41,242

Eight Bears scored touchdowns as No. 10 Baylor routed UAlbany, 69-10, to open the 2022 season.

**Blake Shapen** threw for 214 yards on 17-of-20 passing and scored three total touchdowns, commanding the offense to 42 points in the first 34 minutes of play. The Bears rolled up 573 yards of total offense, held the Great Danes to less than 100 yards in the second half and used 89 total players in the victory.

Baylor wasted no time in taking control early, as Shapen found **Monaray Baldwin** on a 47-yard touchdown pass to open the scoring. After **Bryson Jackson** recovered his own forced fumble on the Danes' 29-yard line, **Craig "Squirl" Williams** took a pitch around the left end for a four-yard score to extend the lead to 14-0.

BU's special teams got in on the act next, as **Gavin Holmes** returned a punt 72 yards to the house. Shapen and the offense answered UAlbany's only first-half points with a 38-yard strike to **Hal Presley** before the redshirt sophomore scored on a one-yard rollout as time expired in the first half.

In the second half, Baylor used a four-back rotation of Williams, **Taye McWilliams**, **Qualan Jones** and **Richard Reese** to pile up more than 250 yards rushing. Reese led the way with 62 yards on just nine carries and scored on a pair of fourth-quarter touchdowns.

Baldwin, who finished with 130 yards on just six touches, capped off another scoring drive with a 50-yard end-around in the third quarter. Then, **Kyron Drones** entered and completed 5-of-7 passes for 100 yards, leading the Bears to their final four TDs of the night. He scored on a nine-yard keeper, then Jones folled up the two Reese scores with a 27-yarder of his own to put the exclamation point on the contest.

### POSTGAME NOTES

- BU is now 81-36-4 all-time in season openers. The Bears have won 13 of their last 14 season openers.
- This was the Bears' most points in a season-opening game since beating Wofford, 69-3, on Aug. 31, 2013.
- Baylor rushed for seven TDs in the win, its most since playing Kansas in 2019, and one shy of the program record set in 1969 vs. LSU.
- **Gavin Holmes'** punt return for a TD was BU's first since Grayland Arnold had a 73-yd return vs. UTSA in 2019.
- **Monaray Baldwin** became the first Bear to score a rushing and receiving TD in the same game since Dillon Doyle did so vs. BYU in 2021.
- **Kyron Drones, Hal Presley** and **Richard Reese** each scored their first-career touchdowns.
- **Devin Lemear, Lorando Johnson, Seth Jones, Hal Presley, Micah Mazzucca, Devin Neal** and **Taye McWilliams** each made their first-career starts.

### SCORING SUMMARY

| UALBANY | 7  | 0  | 3  | 0  | -- | 10 |
|---------|----|----|----|----|----|----|
| BAYLOR  | 21 | 14 | 14 | 20 | -- | 69 |

|           |     |  |
|-----------|-----|--|
| 1st 10:59 | BU  | Monaray Baldwin 47 yd pass from Blake Shapen (Isaiah Hankins kick) |
| 1st 08:03 | BU  | Craig Williams 4 yd run (Isaiah Hankins kick)                      |
| 1st 05:37 | BU  | Gavin Holmes 72 yd punt return (Isaiah Hankins kick)               |
| 1st 00:00 | UAL | Julian Hicks 17 yd pass from Reese Poffenbarger (John Opalko kick) |
| 2nd 11:55 | BU  | Hal Presley 38 yd pass from Blake Shapen (Isaiah Hankins kick)     |
| 2nd 00:00 | BU  | Blake Shapen 1 yd run (Isaiah Hankins kick)                        |
| 3rd 11:48 | BU  | Monaray Baldwin 50 yd run (Isaiah Hankins kick)                    |
| 3rd 06:19 | UAL | John Opalko 25 yd field goal                                       |
| 3rd 01:54 | BU  | Kyron Drones 9 yd run (John Mayers kick)                           |
| 4th 12:33 | BU  | Richard Reese 1 yd run (John Mayers kick)                          |
| 4th 09:10 | BU  | Richard Reese 7 yd run (John Mayers kick)                          |
| 4th 05:46 | BU  | Qualan Jones 27 yd run (PAT blocked)                               |

### STATISTICS

| TEAM STATS                 | UAL     | BU      |
|----------------------------|---------|---------|
| FIRST DOWNS                | 10      | 29      |
| RUSHES-YARDS (NET)         | 30-87   | 41-259  |
| PASSING YDS (NET)          | 150     | 314     |
| Passes Att-Comp-Int        | 13-30-0 | 22-27-0 |
| TOTAL OFFENSE PLAYS-YARDS  | 60-237  | 68-573  |
| Fumble Returns-Yards       | 0-0     | 1-0     |
| Punt Returns-Yards         | 0-0     | 6-130   |
| Kickoff Returns-Yards      | 3-31    | 2-39    |
| Interception Returns-Yards | 0-0     | 0-0     |
| Punts (Number-Avg)         | 9-45.1  | 2-35.5  |
| Fumbles-Lost               | 1-1     | 0-0     |
| Penalties-Yards            | 10-72   | 8-75    |
| Possession Time            | 30:28   | 29:32   |
| Third-Down Conversions     | 5 of 17 | 7 of 11 |
| Fourth-Down Conversions    | 0 of 0  | 1 of 2  |
| Red-Zone Scores-Chances    | 2-2     | 5-5     |
| Sacks By: Number-Yards     | 2-6     | 2-10    |

### INDIVIDUAL STATISTICS

**RUSHING:** Baylor-Richard Reese 9-62; Qualan Jones 6-59; Monaray Baldwin 2-46; Taye McWilliams 12-45; Craig Williams 3-13; Blake Shapen 4-11; Kyron Drones 1-9; Jordan Jenkins 3-8; Jordan Nabors 1-6. UAlbany-Reese Poffenbarger 12-45; Todd Sibley 9-18; Landon Alexander 4-9; Jose Lopez-Quinones 2-8; Joey Carino 3-7.

**PASSING:** Baylor-Blake Shapen 17-20-0-214; Kyron Drones 5-7-0-100. UAlbany-Reese Poffenbarger 13-26-0-150; Joey Carino 0-2-0-0; Tyler Szalkowski 0-2-0-0.

**RECEIVING:** Baylor-Monaray Baldwin 4-84; Hal Presley 3-56; Jaylen Ellis 1-50; Ben Sims 5-37; Drake Dabney 1-29; Hacks Jones 2-25; Taye McWilliams 4-20; Armani Winfield 1-10; Qualan Jones 1-3. UAlbany-Thomas Greaney 3-57; Julian Hicks 4-53; Quinn Zinobile 1-17; Jackson Parker 2-12; Roy Alexander 1-6; Brevin Easton 1-3; Lasalle Jones Jr. 1-2.

**INTERCEPTIONS:** Baylor-None. UAlbany-None.

**FUMBLES:** Baylor-None. UAlbany-Jackson Parker 1-1.

**SACKS:** Baylor-Alfonzo Allen 1-7; Gabe Hall 0.5-2; Jaxon Player 0.5-1. UAlbany-AJ Simon 2-6.

**TACKLES (UA-A):** Baylor- Devin Neal 4-0; Matt Jones 3-1; AJ Walcott 3-1; AJ McCarty 2-0; Devyn Bobby 2-0; Tyrone Brown 2-0; Cooper Lanz 2-0; Alfonso Allen 1-0; Jaxon Player 1-1; Brayden Utley 1-3; Bryson Jackson 1-1; Garmon Randolph 1-1; Mark Milton 1-0; Tevin Williams III 1-0; Griffin Speaks 1-0; Carmello Jones 1-0; Josh White 1-0; Chidi Ogbonnaya 1-0; Gabe Hall 0-2; Dillon Doyle 0-2; Siaki Ika 0-2; BoChao Jin 0-2; Will Williams 0-1; Kyler Jordan 0-1. UAlbany-Dylan Kelly 8-4; AJ Mistler 5-1; Jackson Ambush 3-3; Larry Walker Jr. 3-1; Isaac Duffy 3-1; Kevon Angry 3-0; AJ Simon 2-0; Anthony Lang 2-0; Ghassan Chnehade 2-0; Semaj Brown 2-1; Jahli Johnson 2-1; Ori Jean-Charles 2-0; Christian Lewis 1-2; Jacob Hargraves 1-2; Bill Hackett 1-1; Jacob Greaney 1-1; Tyler Merwath 1-0; Sammy Knipe 1-0; Elijah Hills 0-1; Nathan Genevick 0-1; Denzel Patrick 0-2.

## 21/25 BYU 26, 9/8 BAYLOR 20 (20T)

LaVELL EDWARDS STADIUM • PROVO, UTAH

SEPT. 10, 2022 • ATTENDANCE: 63,470

After kicker Jake Oldroyd missed two field goals that would have won it, No. 21 BYU pulled out a 26-20 double-overtime win over No. 9 Baylor in front of a sellout crowd at LaVell Edwards Stadium in Provo, Utah.

The Bears (1-1) missed a 43-yard field goal in the first overtime period and then failed to score in the second OT after Lopini Katooa gave BYU (2-0) the lead with a three-yard TD run.

With a chance to win it, Baylor picked up two first downs in the second overtime period and had a first-and-goal at the 5, but two false start penalties pushed the Bears back to the 12 and quarterback **Blake Shapen** threw high on a fourth-down pass to **Seth Jones** in the back of the end zone on the final play.

Shut down for most of the first half, the Bears got on the scoreboard with 1:37 left when **Qualan Jones** capped off a 13-play, 68-yard drive with a one-yard TD run. However, **Isaiah Hankins'** extra point try glanced off the right upright, leaving the score at 6-3. The Cougars answered with an eight-play, 75-yard drive and went back on top following a 20-yard TD pass with just two seconds remaining in the first half.

Scoring on its second-straight drive, Baylor went back on top early in the second half, 13-10, on Jones' second touchdown run of the night, this one from seven yards out. BYU tied it on a 39-yard field goal by Oldroyd and then used a little trickery to take a 20-13 lead late in the third quarter, as quarterback Jaren Hall caught a 22-yard pass from wide receiver Chase Roberts.

Baylor answered again, driving 79 yards on 12 plays and tying it up with a four-yard TD pass to tight end **Ben Sims**. The Bears had a chance to go up with another trip in at BYU territory, but **Craig "Squirl" Williams** was stuffed on a third-and-five from the Cougars' 46 with 2:15 remaining.

BYU had a chance to win it in regulation after getting the ball back, but Oldroyd missed a 35-yarder which sent the contest to OT. Both sides missed FG's in the first overtime period before the Cougars held off Baylor's second OT drive.

### POSTGAME NOTES

- This was Baylor's first overtime game since 2020 at West Virginia, also a two-overtime contest.
- **Qualan Jones** rushed 16 times for 67 yards and two TDs. He now has a career-high three rushing TDs in 2022, and five in his career.
- **Matt Jones** led the team with eight tackles, including a sack, TFL and a pass break-up.
- **Devin Neal** finished with eight tackles, including his first-career sack, and two tackles for loss.
- **Ben Sims** had four receptions for 30 yards and a touchdown, his first of the year and 10th of his career.
- **Issac Power** punted six times for a 42.7 yard average. Four of his six kicks were downed inside the 20-yard line.

### SCORING SUMMARY

| BAYLOR | 0 | 6 | 7  | 7 | 0 | 0 | 20 |
|--------|---|---|----|---|---|---|----|
| BYU    | 3 | 7 | 10 | 0 | 0 | 6 | 26 |

|           |     |   |
|-----------|-----|---|
| 1st 11:31 | BYU | Jacob Oldroyd 27 yd field goal                                |
| 2nd 01:37 | BU  | Qualan Jones 1 yd run (PAT missed)                            |
| 2nd 00:02 | BYU | Chase Roberts 20 yd pass from Jared Hall (Jacob Oldroyd kick) |
| 3rd 10:53 | BU  | Qualan Jones 7 yd run (Isaiah Hankins kick)                   |
| 3rd 06:15 | BYU | Jacob Oldroyd 39 yd field goal                                |
| 3rd 01:28 | BYU | Jaren Hall 22 yd pass from Chase Roberts (Jacob Oldroyd kick) |
| 4th 10:01 | BU  | Ben Sims 4 yd pass from Blake Shapen (Isaiah Hankins kick)    |
| 2OT00:00  | BYU | Lopini Katooa 3 yd run (PAT missed)                           |

### STATISTICS

| TEAM STATS                 | BU      | BYU     |
|----------------------------|---------|---------|
| FIRST DOWNS                | 22      | 24      |
| RUSHES-YARDS (NET)         | 52-152  | 33-83   |
| PASSING YDS (NET)          | 137     | 283     |
| Passes Att-Comp-Int        | 18-28-0 | 24-40-0 |
| TOTAL OFFENSE PLAYS-YARDS  | 80-289  | 73-366  |
| Fumble Returns-Yards       | 0-0     | 0-0     |
| Punt Returns-Yards         | 1-6     | 3-5     |
| Kickoff Returns-Yards      | 4-65    | 0-0     |
| Interception Returns-Yards | 0-0     | 0-0     |
| Punts (Number-Avg)         | 6-42.7  | 5-42.6  |
| Fumbles-Lost               | 0-0     | 0-0     |
| Penalties-Yards            | 14-117  | 9-74    |
| Possession Time            | 34:15   | 25:45   |
| Third-Down Conversions     | 9 of 18 | 3 of 14 |
| Fourth-Down Conversions    | 1 of 2  | 1 of 1  |
| Red-Zone Scores-Chances    | 3-5     | 3-5     |
| Sacks By: Number-Yards     | 2-11    | 4-22    |

### INDIVIDUAL STATISTICS

**RUSHING:** Baylor-Craig Williams 17-68; Qualan Jones 16-67; Taye McWilliams 6-22; Richard Reese 6-19; Dillon Doyle 1-0; Team 2(-2); Blake Shapen 4(-22). BYU-Christopher Brooks 13-31; Jaren Hall 10-28; Lopini Katooa 9-26; Miles Davis 1(-2).

**PASSING:** Baylor-Blake Shapen 18-28-137-0; BYU-Jaren Hall 23-39-261-0; Chase Roberts 1-1-22-0.

**RECEIVING:** Baylor-Hal Presley 3-31; Ben Sims 4-30; Gavin Holmes 1-19; Qualan Jones 3-17; Seth Jones 2-16; Drake Dabney 3-16; Taye McWilliams 1-7; Josh Cameron 1-1. BYU-Chase Roberts 8-122; Keanu Hill 4-57; Kody Epps 3-28; Jaren Hall 1-22; Christopher Roberts 3-13; Brayden Cosper 2-13; Lopini Katooa 1-12; Dallin Holker 1-9; Isaac Rex 1-7.

**INTERCEPTIONS:** Baylor-None. BYU-None.

**FUMBLES:** Baylor-None. BYU-None.

**SACKS:** Baylor-Matt Jones 1-10; Devin Neal 1-1. BYU-John Nelson 1-7; Caden Haws 1-6; Lorenzo Fautea 1-5; Ben Bywater 1-4.

**TACKLES (UA-A):** Baylor-Matt Jones 5-5; Devin Neal 6-2; Dillon Doyle 3-3; Mark Milton 4-0; AJ Walcott 1-3; Tyrone Brown 2-2; Mike Harris 2-2; Siaki Ika 1-2; Gabe Hall 1-2; Cole Maxwell 1-2; TJ Franklin 1-2; Lorando Johnson 2-0; Will Williams 2-0; AJ McCarty 1-1; Garrison Grimes 1-1; Christian Morgan 0-1; Devin Lemear 1-0; Garmon Randolph 0-1; Bryson Jackson 1-0; Jaxon Player 0-1; Chidi Ogbonnaya 0-1. BYU-Max Tooley 7-6; Caden Haws 5-1; John Nelson 4-0; Ben Bywater 3-8; Ammon Hannemann 3-5; Keenan Pili 3-3; Caleb Hayes 3-0; Lorenzo Fautea 2-1; Gabe Judy-Lally 2-0; Jacob Boren 2-0; Earl Tuoti-Mariner 2-0; Malik Moore 1-3; Payton Wilgar 1-3; Tyler Batty 1-2; George Udo 1-2; Fisher Jackson 1-2; Gabe Summers 1-1; Micah Harper 1-0; Carter Krupp 1-0; Ethan Slade 1-0; Houston Heimuli 1-0; Talmage Gunther 1-0; D'Angelo Mandell 0-1; Hayden Livingston 0-1; Pepe Tanuvasa 0-1; Lisala Tai 0-1; Blake Mangelson 0-1.



# 2022 GAME RECAPS

OVERALL: 3-2 (HOME 2-1, ROAD 1-1, NEUTRAL 0-0) | BIG 12 CONFERENCE: 1-1 (HOME 0-1, ROAD 1-0, NEUTRAL 0-0)

## 17/19 BAYLOR 42, TEXAS STATE 7

McLANE STADIUM • WACO, TEXAS

SEPT. 17, 2022 • ATTENDANCE: 45,597

Behind the explosive running of freshman **Richard Reese**, Baylor scored 28 unanswered points and blew out Texas State, 42-7, before a Family Day crowd of 45,597 Saturday at McLane Stadium.

Recording the Bears' first 100-yard rushing day of the season, Reese went for 156 yards on 19 carries (8.2-yard average) and scored on runs of 14, 52 and five yards to break the game open. BU wrapped up non-conference play with its ninth-straight win over the Bobcats and rolled up 501 total yards, including 293 on the ground.

To get the scoring started, **Blake Shapen** led a methodical 13-play, 75-yard opening drive and Reese sliced up the middle of the defense for the early 7-0 lead. After the Bears' defense turned the Bobcats away with a fourth-down stop from the BU 31, they strung together another good drive that was capped off by **Craig "Squirt" Williams'** 30-yard TD run which extended the lead to 14-0.

Overcoming the first interception of his collegiate career, Shapen completed 15-of-26 passes for 184 yards and a touchdown and also scored on a 35-yard run at the end of the first half to give Baylor a 21-7 lead. Texas State had gotten on the board with a 12-yard TD pass from Layne Hatcher to Ashtyn Hawkins, who caught 13 passes for 114 yards.

In the second half, Shapen hit **Gavin Holmes** for a 28-yard touchdown pass and the Bears never looked back. Reese caught a 17-yard pass, then scored from 52 yards in the next drive, and capped the game's tallies with a five-yard scamper with 12:19 remaining.

Baylor's defense held Texas State to three turnovers on downs, and also blocked a third-quarter field goal attempt. **Chidi Ogbonnaya's** swat was BU's first since **TJ Franklin** did so last season at TCU.

### POSTGAME NOTES

- Baylor extended its all-time series lead to 9-0 over Texas State.
- A 6:25 scoring drive to open the game was BU's longest of the 2022 season thus far.
- A 96-yard scoring drive was the longest since a 17-play, 96-yard drive at Oklahoma in 2020.
- A total of 11 different players caught passes, the most in the Aranda era and most since 2015 at Kansas.
- **Chidi Ogbonnaya** blocked a third-quarter field goal, marking Baylor's first blocked FG since **TJ Franklin** swatted one at TCU in 2021.
- **Richard Reese** set career highs in carries (19), yards (156) and TDs (three). It was Baylor's first three-TD rushing performance since Abram Smith vs. BYU in 2021.
- **Al Walcott** had a team-leading nine tackles, two for a loss, and a forced fumble, the first of his career.
- **Blake Shapen's** 35-yard TD run was the longest by a Baylor QB since a 50-yarder from Seth Russell at Texas in 2016.
- **Brooks Miller** recorded a career-high five tackles, including 1.5 for a loss and his first sack.

### SCORING SUMMARY

| TEXAS STATE | 0 | 7  | 0 | 0  | -- | 7  |
|-------------|---|----|---|----|----|----|
| BAYLOR      | 7 | 14 | 7 | 14 | -- | 42 |

|           |      |   |
|-----------|------|---|
| 1st 08:35 | BU   | Richard Reese 14 yd run (John Mayers kick)                      |
| 2nd 11:45 | BU   | Craig Williams 30 yd run (John Mayers kick)                     |
| 2nd 01:59 | TXST | Ashtyn Hawkins 12 yd pass from Layne Hatcher (Seth Keller kick) |
| 2nd 00:26 | BU   | Blake Shapen 35 yd run (John Mayers kick)                       |
| 3rd 04:42 | BU   | Gavin Holmes 28 yd pass from Blake Shapen (John Mayers kick)    |
| 4th 14:19 | BU   | Richard Reese 52 yd run (John Mayers kick)                      |
| 4th 12:19 | BU   | Richard Reese 5 yd run (John Mayers kick)                       |

### STATISTICS

| TEAM STATS                 | TXST    | BU      |
|----------------------------|---------|---------|
| FIRST DOWNS                | 17      | 23      |
| RUSHES-YARDS (NET)         | 34-82   | 37-293  |
| PASSING YDS (NET)          | 185     | 208     |
| Passes Att-Comp-Int        | 24-36-0 | 17-28-1 |
| TOTAL OFFENSE PLAYS-YARDS  | 70-268  | 65-501  |
| Fumble Returns-Yards       | 0-0     | 0-0     |
| Punt Returns-Yards         | 1-(-3)  | 1-24    |
| Kickoff Returns-Yards      | 2-33    | 1-3     |
| Interception Returns-Yards | 1-6     | 0-0     |
| Punts (Number-Avg)         | 5-39.2  | 3-43    |
| Fumbles-Lost               | 1-1     | 2-2     |
| Penalties-Yards            | 3-25    | 5-55    |
| Possession Time            | 31:32   | 28:28   |
| Third-Down Conversions     | 4 of 14 | 4 of 11 |
| Fourth-Down Conversions    | 1 of 4  | 3 of 4  |
| Red-Zone Scores-Chances    | 1-2     | 2-2     |
| Sacks By: Number-Yards     | 0-0     | 2-18    |

#### INDIVIDUAL STATISTICS

**RUSHING:** Baylor-Richard Reese 19-156; Craig Williams 8-56; Blake Shapen 3-42; Josh Fleeks 3-27; Kyron Drones 2-5; Qualan Jones 1-5; Hal Presley 1-2. Texas State-Calvin Hill 12-41; Josh Berry 8-36; Jahmyl Jeter 4-16; Lincoln Pare 5-10; TEAM 1-(-2); Ashtyn Hawkins 1-(-4); Layne Hatcher 3-(-15).

**PASSING:** Baylor-Blake Shapen 15-26-1-184; Kyron Drones 2-2-0-24. Texas State-Layne Hatcher 24-36-0-186

**RECEIVING:** Baylor-Gavin Holmes 3-46; Josh Fleeks 1-45; Seth Jones 2-28; Javon Gipson 2-22; Richard Reese 1-17; Josh Cameron 1-14; Gavin Yates 1-10; Kelsey Johnson 2-9; Hal Presley 1-6; Drake Dabney 1-6; Craig Williams 2-5. Texas State-Ashtyn Hawkins 13-114; Julian Ortega-Jones 4-34; Calvin Hill 3-21; Demarcus Gregory 1-13; Marcell Barbee 1-6; Tyler Huff 1-0; Javen Banks 1-(-2).

**INTERCEPTIONS:** Baylor-None. Texas State-Sione Tupou 1-6.

**FUMBLES:** Baylor-Craig Williams 1-1; Josh Fleeks 1-1. Texas State-Javen Banks 1-1.

**SACKS:** Baylor-Brooks Miller 1.0-9; Matt Jones 0.5-5; TJ Franklin 0.5-4. Texas State-None.

**TACKLES (UA-A):** Baylor-AJ McCarty 5-2; Al Walcott 4-5; Devin Neal 4-1; Brooks Miller 3-2; Will Williams 3-0; TJ Franklin 2-3; Tony Anyanwu 2-1; Jaxon Player 2-1; Jackie Marshall 2-0; Garmon Randolph 2-0; Victor Obi 2-0; Cooper Lanz 2-0; Matt Jones 1-4; Devin Lemear 1-1; Devyn Bobby 1-1; Bryson Jackson 1-0; Lorando Johnson 1-0; Tevin Williams III 1-0; Brayden Utley 1-0; Mike Harris 0-2; Griffin Speaks 0-2; Tyrone Brown 0-2; Dillon Doyle 0-1; Garrison Grimes 0-1; Gabe Hall 0-1. Texas State-Kordell Rodgers 7-0; Levi Bell 5-2; DeJordan Mask 4-1; Sione Tupou 4-1; Alonzo Edwards Jr. 3-1; Ben Bell 3-0; Jordan Revels 3-1; Nelson Mbanasor 2-1; Davon Sears Jr. 1-1; Jarron Morris 1-0; Rodrick Hockley 1-0; Julian Ortega-Jones 1-0; London Harris 0-3; Nico Ezidore 2-0; DeMarquese Hayes 0-1; Issiah Nixon 0-1; Brian Holloway 0-1.

## 17/17 BAYLOR 31, IOWA STATE 24

JACK TRICE STADIUM • AMES, IOWA

SEPT. 24, 2022 • ATTENDANCE: 58,069

**Blake Shapen** completed 19-of-26 passes for 238 yards and three touchdowns to lead 17th-ranked Baylor to a 31-24 win over Iowa State in its Big 12 opener at a packed Jack Trice Stadium in Ames, Iowa.

Already up by double digits, the Bears (3-1, 1-0) threw what looked to be the knockout punch with 9:37 left in the fourth quarter when Shapen connected with a wide-open **Gavin Holmes** for a 38-yard touchdown pass on a flea flicker. But, the Cyclones (3-1, 0-1) made things interesting after scoring 10 unanswered points on two late scoring drives before Baylor's **Matt Jones** recovered an onside kick with 55 seconds left to snuff out the comeback bid.

Converting twice on fourth down, the Bears marched 77 yards on 12 plays in their opening drive and scored on Shapen's 12-yard TD pass to **Ben Sims** to take an early 7-0 lead. ISU answered with a 12-play drive of its own to knot the tally at 7-7, but Baylor showed no signs of slowing down as Shapen connected with **Hal Presley** on a 40-yard strike to set up an eventual 24-yard FG from **John Mayers** to go ahead, 10-7.

Shapen found Holmes over the middle for a 36-yard gain on the first of a nine-play, 70-yard scoring drive. On third-and-goal from the 1, Shapen lofted a pass to linebacker **Dillon Doyle** for the Iowa City native's third-career offensive touchdown and first of the 2022 season, making it 17-7.

After exchanging three-and-outs, Iowa State responded with an eight-play, 63-yard drive to close within three, 17-14, in the final minutes of the first half. But, on the second play of the third quarter, **Devin Neal** snagged a tip-drill interception, Baylor's first of the year, to set the tone for the second half. It was Baylor's first of two second-half interceptions, in addition to a forced fumble at the goal line that was eventually overturned as ISU recovered in the end zone for a TD.

**Richard Reese** sprinted for a 19-yard touchdown to push BU's lead back to double digits at 24-14 with 6:05 left in the third, then the apparent knockout blow came as Holmes hauled in the flea flicker with no defenders within 20 yards of him in the end zone.

Iowa State's scoring drives of 75 and 71 yards pulled the Cyclones within a touchdown, but the clock ran out on the Cyclones as Baylor grabbed its first conference victory of the year. Reese led the Bears with 78 yards on 11 carries, while BU shut down the Iowa State run game with just 66 yards.

### POSTGAME NOTES

- Baylor collected its first win at Iowa State since the 2016 season.
- Baylor is now 8-0 under head coach Dave Aranda when scoring a touchdown on its first possession.
- The Bears are now 12-3 when scoring first under Aranda.
- BU tallied a season-high four sacks and collected its first two interceptions of the season.
- **Blake Shapen** tied his career-high with three TD passes, also done in the 2021 Big 12 Championship Game.
- **Richard Reese** rushed a career-high 21 times for 78 yards and a touchdown.
- **Ben Sims** caught his 11th career TD, a program record for tight ends.

### SCORING SUMMARY

| BAYLOR     | 7 | 10 | 7 | 7  | -- | 31 |
|------------|---|----|---|----|----|----|
| IOWA STATE | 7 | 7  | 0 | 10 | -- | 24 |

|           |     |  |
|-----------|-----|--|
| 1st 08:40 | BU  | Ben Sims 12 yd pass from Blake Shapen (John Mayers kick)           |
| 1st 02:55 | ISU | Jirehl Brock 2 yd pass from Hunter Dekkers (Jace Gilbert kick)     |
| 2nd 12:27 | BU  | John Mayers 24 yd field goal                                       |
| 2nd 07:09 | BU  | Dillon Doyle 1 yd pass from Blake Shapen (John Mayers kick)        |
| 2nd 00:46 | ISU | Dimitri Stanley 24 yd pass from Hunter Dekkers (Jace Gilbert kick) |
| 3rd 06:05 | BU  | Richard Reese 19 yd run (John Mayers kick)                         |
| 4th 09:37 | BU  | Gavin Holmes 38 yd pass from Blake Shapen (John Mayers kick)       |
| 4th 07:16 | ISU | Jirehl Brock 37 yd run (Jace Gilbert kick)                         |
| 4th 00:55 | ISU | Jace Gilbert 28 yd field goal                                      |

### STATISTICS

| TEAM STATS                 | BU      | ISU     |
|----------------------------|---------|---------|
| FIRST DOWNS                | 23      | 17      |
| RUSHES-YARDS (NET)         | 42-123  | 27-66   |
| PASSING YDS (NET)          | 238     | 284     |
| Passes Att-Comp-Int        | 19-26-0 | 23-36-2 |
| TOTAL OFFENSE PLAYS-YARDS  | 68-361  | 63-350  |
| Fumble Returns-Yards       | 0-0     | 0-0     |
| Punt Returns-Yards         | 2-(-2)  | 1-2     |
| Kickoff Returns-Yards      | 5-66    | 1-21    |
| Interception Returns-Yards | 2-0     | 0-0     |
| Punts (Number-Avg)         | 3-46.3  | 4-48.2  |
| Fumbles-Lost               | 0-0     | 1-0     |
| Penalties-Yards            | 3-30    | 8-78    |
| Possession Time            | 34:39   | 25:21   |
| Third-Down Conversions     | 5 of 13 | 8 of 15 |
| Fourth-Down Conversions    | 2 of 3  | 1 of 2  |
| Red-Zone Scores-Chances    | 4-4     | 2-2     |
| Sacks By: Number-Yards     | 4-20    | 2-12    |

#### INDIVIDUAL STATISTICS

**RUSHING:** Baylor-Bryson Jackson 2-7; Garmon Randolph 1-2; Victor Obi 1-11. Iowa State-O'Rien Vance 0.5-5; Will McDonald 0.5-5; Gerry Vaughn 0.5-1; Colby Reeder 0.5-1.

**PASSING:** Baylor-Blake Shapen 19-26-0-238. Iowa State-Hunter Dekkers 23-36-2-284.

**RECEIVING:** Baylor-Gavin Holmes 3-92; Hal Presley 2-50; Ben Sims 5-39; Drake Dabney 2-23; Josh Cameron 1-10; Qualan Jones 1-8; Josh Fleeks 1-4; Richard Reese 1-4; Seth Jones 1-4; Monaray Baldwin 1-3; Dillon Doyle 1-1.

Iowa State-Jaylin Noel 7-120; Xavier Hutchinson 8-84; Dimitri Stanley 4-55; Jirehl Brock 3-17; Easton Dean 1-8.

**INTERCEPTIONS:** Baylor-Christian Morgan 1-0; Devin Neal 1-0. Iowa State-None.

**FUMBLES:** Baylor-None. Iowa State-Jirehl Brock 1-0.

**SACKS:** Baylor-Bryson Jackson 2-7; Garmon Randolph 1-2; Victor Obi 1-11. Iowa State-O'Rien Vance 0.5-5; Will McDonald 0.5-5; Gerry Vaughn 0.5-1; Colby Reeder 0.5-1.

**TACKLES (UA-A):** Baylor-AJ McCarty 7-2; Bryson Jackson 4-0; Garmon Randolph 3-2; Matt Jones 3-1; Devin Neal 2-1; Al Walcott 2-5; Mark Milton 2-1; Lorando Johnson 2-0; Victor Obi 1-0; Christian Morgan 1-2; TJ Franklin 1-3; Dillon Doyle 1-1; Jackie Marshall 1-0; Tyrone Brown 1-0; Brooks Miller 1-0; Tony Anyanwu 1-0; Cooper Lanz 1-0; Devin Lemear 0-4; Siaki Ika 0-2; Gabe Hall 0-2. Iowa State-Anthony Johnson 6-0; T.J. Tampa 5-3; Will McDonald 4-1; Malik Vardon 4-2; Myles Purchase 4-0; O'Rien Vance 3-5; Gerry Vaughn 3-5; Mason Chambers 2-1; Issiah Lee 2-1; Colby Reeder 1-5; Trevon Howard 1-3; M.J. Anderson 1-2; Myles Mendezsoon 1-0; Ben Nikkel 1-0; Treyveon McGee 1-0; Caleb Bacon 1-0; Joey Petersen 1-0; Keegan Shackford 1-0; Jeremiah Cooper 0-2; Beau Freyler 0-1; Blake Peterson 0-1.

## 2022 GAME RECAPS

OVERALL: 3-2 (HOME 2-1, ROAD 1-1, NEUTRAL 0-0) | BIG 12 CONFERENCE: 1-1 (HOME 0-1, ROAD 1-0, NEUTRAL 0-0)

## 9/7 OKLAHOMA STATE 36, 16/14 BAYLOR 25

McLANE STADIUM • WACO, TEXAS

OCT. 1, 2022 • ATTENDANCE: 47,979

Baylor quarterback **Blake Shapen** threw for a career-high 345 yards and a pair of touchdowns, but ninth-ranked Oklahoma State picked off a pair of fourth-down passes and held on for a 36-25 win over the No. 16 Bears.

Spencer Sanders threw for one touchdown, ran for another and came up with a big fumble recovery late in the game to help the Cowboys (4-0, 1-0) avenge last year's 21-16 loss to Baylor (3-2, 1-1) in the Big 12 Championship game.

After a **John Mayers** field goal on the opening drive, OSU scored 16 unanswered points on Sanders' eight-yard TD pass to Bryson Green and a one-yard keeper by Sanders, sandwiched around a safety when the Cowboys tackled **Richard Reese** in the end zone.

OSU then opened the second half with a 98-yard kickoff return by Jaden Nixon that pushed the lead to 23-3.

That's when Baylor snapped into gear, as Shapen found **Monaray Baldwin** on a 49-yard TD pass. Then, after a pick by Christian Morgan, the Bears capitalized with a one-yard TD run by Reese to make it a one-score game, 23-17.

Another big OSU kick return set up a one-yard TD run by Dominic Richardson. The Cowboys added a chip-shot field goal after a fourth-down stop in BU territory to extend the lead to 33-17.

Going for it again on fourth down, Shapen hooked up with Baldwin once more for a 70-yarder, then hit **Gavin Holmes** on a two-point conversion to make it 33-25 with 2:14 left in the third quarter.

After Shapen's first interception of the game and just the second of his career, the Cowboys added another short field goal. The OSU defense came up with the clincher on the next series when Jason Taylor picked off a Shapen pass.

## POSTGAME NOTES

• For the first time in an 18-game span, an opponent scored more than 30 points against Baylor, dating back to the 2020 season finale.

• **Blake Shapen** threw for a career-high 345 yards on 28 of 40 passing with two TDs.

• **Monaray Baldwin** caught a career-high seven balls for 174 yards and two TDs.

• **Richard Reese** rushed for his team-high seventh TD of the year, which entered the game leading all NCAA freshmen.

• **Dillon Doyle** had a season-high and team-leading 10 tackles.

• **Christian Morgan** picked off the sixth pass of his career and second of the season.

## SCORING SUMMARY

|                |   |   |    |   |    |    |
|----------------|---|---|----|---|----|----|
| OKLAHOMA STATE | 7 | 9 | 17 | 3 | -- | 36 |
| BAYLOR         | 3 | 0 | 22 | 0 | -- | 25 |

|           |     |  |
|-----------|-----|--|
| 1st 10:45 | BU  | John Mayers 34 yd field goal                                     |
| 1st 05:24 | OSU | Bryson Green 8 yd pass from Spencer Sanders (Tanner Brown kick)  |
| 2nd 13:38 | OSU | 0 yd safety  |
| 2nd 00:27 | OSU | Spencer Sanders 1 yd run (Tanner Brown kick)                     |
| 3rd 14:47 | OSU | Jaden Nixon 98 yd kickoff return (Tanner Brown kick)             |
| 3rd 12:23 | BU  | Monaray Baldwin 49 yd pass from Blake Shapen (John Mayers kick)  |
| 3rd 07:58 | BU  | Richard Reese 1 yd run (John Mayers kick)                        |
| 3rd 07:14 | OSU | Dominic Richardson 1 yd run (Tanner Brown kick)                  |
| 3rd 03:38 | OSU | Tanner Brown 19 yd field goal                                    |
| 3rd 02:14 | BU  | Monaray Baldwin 70 yd pass from Blake Shapen (Gavin Holmes pass) |
| 4th 04:48 | OSU | Tanner Brown 26 yd field goal                                    |

## STATISTICS

| TEAM STATS                 | OSU     | BU      |
|----------------------------|---------|---------|
| FIRST DOWNS                | 23      | 21      |
| RUSHES-YARDS (NET)         | 46-166  | 30-112  |
| PASSING YDS (NET)          | 213     | 345     |
| Passes Att-Comp-Int        | 21-30-1 | 28-40-2 |
| TOTAL OFFENSE PLAYS-YARDS  | 76-379  | 70-457  |
| Fumble Returns-Yards       | 0-0     | 0-0     |
| Punt Returns-Yards         | 1-15    | 1-14    |
| Kickoff Returns-Yards      | 5-207   | 3-63    |
| Interception Returns-Yards | 2-11    | 1-0     |
| Punts (Number-Avg)         | 5-41.8  | 2-47    |
| Fumbles-Lost               | 2-0     | 0-0     |
| Penalties-Yards            | 3-25    | 2-10    |
| Possession Time            | 30:46   | 29:14   |
| Third-Down Conversions     | 6 of 15 | 3 of 11 |
| Fourth-Down Conversions    | 1 of 1  | 3 of 5  |
| Red-Zone Scores-Chances    | 5-5     | 2-3     |
| Sacks By: Number-Yards     | 2-15    | 0-0     |

## INDIVIDUAL STATISTICS

**RUSHING:** Baylor-Richard Reese 17-85; Qualan Jones 4-21; Craig Williams 2-11; Blake Shapen 6-0; Monaray Baldwin 1-(-5). OSU-Spencer Sanders 14-75; Dominic Richardson 24-73; Ollie Gordon 6-16; Deondre Jackson 1-2; Braydon Johnson 1-0.

**PASSING:** Baylor-Blake Shapen 28-40-2-345. OSU-Spencer Sanders 20-29-1-181.

**RECEIVING:** Baylor-Monaray Baldwin 7-174-2; Hal Prestley 4-39; Ben Sims 6-33; Gavin Holmes 2-23; Richard Reese 4-21; Josh Cameron 1-19; Craig Williams 1-17; Qualan Jones 2-12; Drake Dabney 1-7. OSU-Brennan Prestley 8-86; Braydon Johnson 3-60; Bryson Green 2-40; Dominic Richardson 4-18; John Paul Richardson 4-9.

**INTERCEPTIONS:** Baylor-Christian Morgan 1-0. OSU-Thomas Harper 1-11; Jason Taylor II 1-0.

**FUMBLES:** Baylor-None. OSU-Jaden Nixon 1-0; Ollie Gordon 1-0.

**SACKS:** Baylor-None. OSU-Brock Martin 1-9; Collin Oliver 1-6.

**TACKLES (UA-A):** Baylor-Dillon Doyle 6-4; Devin Neal 6-0; Al Walcott 4-4; Matt Jones 4-2; Mark Milton 3-1; Christian Morgan 3-1; Garmon Randolph 2-5; TJ Franklin 2-2; Siaki Ika 2-2; Tevin Williams III 2-1; Caleb Parker 2-0; Jaxon Player 1-3; Devin Lemear 1-2; Brooks Miller 1-2; Gabe Hall 1-2; Lorando Johnson 1-1; Jackie Marshall 1-1; Devyn Bobby 1-0; Griffin Speaks 1-0; Will Williams 1-0; Tyrone Brown 1-0; Josh White 1-0; Bryson Jackson 0-1. OSU-Jason Taylor II 7-2; Xavier Benson 6-4; Jabbar Muhammad 4-4; Brock Martin 3-3; Mason Cobb 3-3; Kendal Daniels 3-1; Sione Asi 2-3; Korie Black 2-2; Sean Michael Flanagan 2-1; Collin Oliver 1-0; Thomas Harper 1-3; Lamont Bishop 1-0; Demarco Jones 1-0; Samuela Tuihalamaka 1-0; Matt Hembrough 1-0; Trace Ford 1-0; Tyler Lacy 0-1; Brendon Evers 0-1.

# BAYLOR FOOTBALL 2022

OVERALL: 3-2 (HOME 2-1, ROAD 1-1, NEUTRAL 0-0) | BIG 12 CONFERENCE: 1-1 (HOME 0-1, ROAD 1-0, NEUTRAL 0-0)

## RESULTS 3-2 (1-1 BIG 12)

| DATE     | OPPONENT            | RESULT | SCORE       | ATTEND | AP RANK | TV    |
|----------|---------------------|--------|-------------|--------|---------|-------|
| Sept. 3  | UAlbany             | W      | 69-10       | 41,242 | 10      | ESPN+ |
| Sept. 10 | at #21/25 BYU       | L      | 26-20 (2ot) | 63,470 | 9       | ESPN  |
| Sept. 17 | Texas State         | W      | 42-7        | 45,597 | 17      | FS1   |
| Sept. 24 | at Iowa State       | W      | 31-24       | 58,069 | 17      | ESPN2 |
| Oct. 1   | #9/7 Oklahoma State | L      | 36-25       | 47,979 | 16      | FOX   |
| Oct. 13  | at West Virginia    |        |             |        |         | FS1   |
| Oct. 22  | Kansas              |        |             |        |         | TBD   |
| Oct. 29  | at Texas Tech       |        |             |        |         | TBD   |
| Nov. 5   | at Oklahoma         |        |             |        |         | TBD   |
| Nov. 12  | Kansas State        |        |             |        |         | TBD   |
| Nov. 19  | TCU                 |        |             |        |         | TBD   |
| Nov. 25  | at Texas            |        |             |        |         | TBD   |

## GAME-BY-GAME TEAM STATS

| GAME           | FINAL SCORE |    |    |    |    | QUARTERS |         | 1ST DOWNS<br>R-P-PE TOT | RUSHING<br>NO-YDS-TD | PASSING<br>C-A-I YDS TD | TOT OFF<br>ATT-YDS NO-AVG | PUNTS<br>NO-AVG | PEN<br>F-FL NO-YDS | 3RD<br>DNS | 4TH<br>DNS | RED<br>ZONE NO-YDS | SACKS<br>NO-YDS | FIELD<br>GOALS | POSSESSION TIME |      |     |      |      |      |      |       |
|----------------|-------------|----|----|----|----|----------|---------|-------------------------|----------------------|-------------------------|---------------------------|-----------------|--------------------|------------|------------|--------------------|-----------------|----------------|-----------------|------|-----|------|------|------|------|-------|
|                | 1           | 2  | 3  | 4  | OT | 1        | 2       |                         |                      |                         |                           |                 |                    |            |            |                    |                 |                | 3               | 4    | TOT |      |      |      |      |       |
| Baylor         | 69          | 21 | 14 | 14 | 20 | -        | 13-12-4 | 29                      | 41-259-7             | 22-27-0                 | 314                       | 2               | 68-573             | 2-71       | 0-0        | 8-75               | 7-11            | 1-2            | 1-2             | 2-10 | 0-0 | 5:53 | 7:34 | 7:50 | 8:15 | 29:32 |
| UAlbany        | 10          | 7  | 0  | 3  | 0  | -        | 3-6-1   | 10                      | 30-87-0              | 13-30-0                 | 150                       | 1               | 60-237             | 9-406      | 1-1        | 10-72              | 5-17            | 0-0            | 2-2             | 2-6  | 1-1 | 9:07 | 7:26 | 7:10 | 6:45 | 30:28 |
| Baylor         | 20          | 0  | 6  | 7  | 7  | 0        | 9-9-4   | 22                      | 52-152-2             | 18-28-0                 | 289                       | 1               | 80-289             | 6-256      | 0-0        | 14-117             | 9-18            | 1-2            | 3-5             | 2-11 | 0-1 | 7:46 | 9:59 | 7:46 | 8:44 | 34:15 |
| BYU            | 26          | 3  | 7  | 10 | 0  | 6        | 6-13-5  | 24                      | 33-83-1              | 24-40-0                 | 283                       | 2               | 73-366             | 5-213      | 0-0        | 9-74               | 3-14            | 1-1            | 3-5             | 4-22 | 2-4 | 7:14 | 5:01 | 7:14 | 6:16 | 25:45 |
| Baylor         | 42          | 7  | 14 | 7  | 14 | -        | 13-8-2  | 23                      | 37-293-5             | 17-28-1                 | 208                       | 1               | 65-501             | 3-129      | 2-2        | 5-55               | 4-11            | 3-4            | 2-2             | 2-18 | 0-0 | 8:23 | 6:43 | 6:32 | 6:50 | 28:28 |
| Texas State    | 7           | 0  | 7  | 0  | 0  | -        | 7-8-2   | 17                      | 34-82-0              | 24-36-0                 | 186                       | 1               | 70-268             | 5-196      | 1-1        | 3-25               | 4-14            | 1-4            | 1-2             | 0-0  | 0-1 | 6:37 | 8:17 | 8:28 | 8:10 | 31:32 |
| Baylor         | 31          | 7  | 10 | 7  | 7  | -        | 6-12-5  | 23                      | 42-123-1             | 19-26-0                 | 238                       | 3               | 68-361             | 3-139      | 0-0        | 3-30               | 5-13            | 2-3            | 4-4             | 4-20 | 1-1 | 9:15 | 9:18 | 8:47 | 7:19 | 34:39 |
| Iowa State     | 7           | 7  | 0  | 10 | 24 | -        | 5-11-1  | 17                      | 27-66-1              | 23-36-2                 | 284                       | 2               | 63-350             | 4-193      | 1-0        | 8-78               | 8-15            | 1-2            | 2-2             | 2-12 | 1-1 | 5:45 | 5:42 | 6:13 | 7:41 | 25:21 |
| Baylor         | 25          | 3  | 0  | 22 | 0  | -        | 8-13-0  | 21                      | 30-112-1             | 21-30-1                 | 345                       | 2               | 70-457             | 2-94       | 0-0        | 2-10               | 3-11            | 3-5            | 2-3             | 0-0  | 1-1 | 8:12 | 6:13 | 8:06 | 6:43 | 29:14 |
| Oklahoma State | 36          | 7  | 9  | 17 | 3  | -        | 13-10-0 | 23                      | 46-166-2             | 28-40-2                 | 213                       | 1               | 76-379             | 5-209      | 2-0        | 3-25               | 6-15            | 1-1            | 5-5             | 2-15 | 2-2 | 6:48 | 8:47 | 6:54 | 8:17 | 30:46 |

|               |
|---------------|
| Baylor        |
| West Virginia |
| Baylor        |
| Kansas        |
| Baylor        |
| Texas Tech    |
| Baylor        |
| Oklahoma      |
| Baylor        |
| Kansas State  |
| Baylor        |
| TCU           |
| Baylor        |
| Texas         |

## GAME-BY-GAME OFFENSIVE STARTERS

| OPPONENT       | WR      | LT     | LG       | C    | RG        | RT    | WR     | TE      | QB     | RB         | WR/TE   |
|----------------|---------|--------|----------|------|-----------|-------|--------|---------|--------|------------|---------|
| UAlbany        | Presley | Galvin | Mazzccua | Gall | G. Miller | Byers | Jones  | Sims    | Shapen | McWilliams | Dabney  |
| BYU            | Presley | Galvin | Mazzccua | Gall | G. Miller | Byers | Jones  | Johnson | Shapen | McWilliams | Dabney  |
| Texas State    | Presley | Galvin | Mazzccua | Gall | G. Miller | Byers | Jones  | Johnson | Shapen | Jones      | Dabney  |
| Iowa State     | Presley | Galvin | Mazzccua | Gall | Jeffery   | Byers | Jones  | Sims    | Shapen | Williams   | Baldwin |
| Oklahoma State | Presley | Galvin | Mazzccua | Gall | G. Miller | Byers | Holmes | Sims    | Shapen | Williams   | Baldwin |
| West Virginia  |         |        |          |      |           |       |        |         |        |            |         |
| Kansas         |         |        |          |      |           |       |        |         |        |            |         |
| Texas Tech     |         |        |          |      |           |       |        |         |        |            |         |
| Oklahoma       |         |        |          |      |           |       |        |         |        |            |         |
| Kansas State   |         |        |          |      |           |       |        |         |        |            |         |
| TCU            |         |        |          |      |           |       |        |         |        |            |         |
| Texas          |         |        |          |      |           |       |        |         |        |            |         |

## GAME-BY-GAME DEFENSIVE STARTERS

| OPPONENT       | F        | N   | E      | JACK     | MLB   | WLB   | STAR    | CB     | S      | S    | CB         |
|----------------|----------|-----|--------|----------|-------|-------|---------|--------|--------|------|------------|
| UAlbany        | Franklin | Ika | Hall   | Randolph | Doyle | Jones | Walcott | Milton | Lemear | Neal | L. Johnson |
| BYU            | Maxwell  | Ika | Hall   | Randolph | Doyle | Jones | Walcott | Milton | Lemear | Neal | L. Johnson |
| Texas State    | Franklin | Ika | Hall   | Randolph | Brown | Jones | Walcott | Milton | Lemear | Neal | L. Johnson |
| Iowa State     | Franklin | Ika | Player | Randolph | Doyle | Jones | Walcott | Milton | Lemear | Neal | L. Johnson |
| Oklahoma State | Franklin | Ika | Hall   | Randolph | Doyle | Jones | Walcott | Milton | Lemear | Neal | L. Johnson |
| West Virginia  |          |     |        |          |       |       |         |        |        |      |            |
| Kansas         |          |     |        |          |       |       |         |        |        |      |            |
| Texas Tech     |          |     |        |          |       |       |         |        |        |      |            |
| Oklahoma       |          |     |        |          |       |       |         |        |        |      |            |
| Kansas State   |          |     |        |          |       |       |         |        |        |      |            |
| TCU            |          |     |        |          |       |       |         |        |        |      |            |
| Texas          |          |     |        |          |       |       |         |        |        |      |            |

# BAYLOR FOOTBALL 2022

OVERALL: 3-2 (HOME 2-1, ROAD 1-1, NEUTRAL 0-0) | BIG 12 CONFERENCE: 1-1 (HOME 0-1, ROAD 1-0, NEUTRAL 0-0)

## Team Statistics

|                                    | BAYLOR             | OPP                 |
|------------------------------------|--------------------|---------------------|
| <b>Scoring</b>                     | <b>187</b>         | <b>103</b>          |
| Points per game                    | 37.4               | 20.6                |
| Points Off Turnovers               | 21                 | 3                   |
| <b>First Downs</b>                 | <b>118</b>         | <b>91</b>           |
| Rushing                            | 49                 | 34                  |
| Passing                            | 54                 | 48                  |
| Penalty                            | 15                 | 9                   |
| <b>Rushing Yardage</b>             | <b>939</b>         | <b>484</b>          |
| Yards gained rushing               | 1031               | 584                 |
| Yards lost rushing                 | 92                 | 100                 |
| Rushing attempts                   | 202                | 170                 |
| Average per rush                   | 4.6                | 2.8                 |
| Average per game                   | 187.8              | 96.8                |
| TDs Rushing                        | 16                 | 4                   |
| <b>Passing Yardage</b>             | <b>1242</b>        | <b>1116</b>         |
| Comp-Att-Int                       | 104-149-3          | 105-172-3           |
| Average per pass                   | 8.3                | 6.5                 |
| Average per catch                  | 11.9               | 10.6                |
| Average per game                   | 248.4              | 223.2               |
| TDs Passing                        | 9                  | 7                   |
| <b>Total offense</b>               | <b>2181</b>        | <b>1600</b>         |
| Total plays                        | 351                | 342                 |
| Average per play                   | 6.2                | 4.7                 |
| Average per game                   | 436.2              | 320.0               |
| <b>Kick returns: #-Yards</b>       | <b>15-236</b>      | <b>11-292</b>       |
| <b>Punt returns: #-Yards</b>       | <b>11-172</b>      | <b>6-19</b>         |
| <b>Int returns: #-Yards</b>        | <b>3-0</b>         | <b>3-17</b>         |
| <b>Kick return average</b>         | <b>15.7</b>        | <b>26.5</b>         |
| <b>Punt return average</b>         | <b>15.6</b>        | <b>3.2</b>          |
| <b>Int return average</b>          | <b>0.0</b>         | <b>5.7</b>          |
| <b>Fumbles-Lost</b>                | <b>2-2</b>         | <b>5-2</b>          |
| <b>Penalties-Yards</b>             | <b>32-287</b>      | <b>33-274</b>       |
| Average per game                   | 57.4               | 54.8                |
| <b>Punts-Yards</b>                 | <b>16-689</b>      | <b>28-1217</b>      |
| Average per punt                   | 43.1               | 43.5                |
| Net punt average                   | 39.4               | 35.9                |
| <b>Kickoffs-Yards</b>              | <b>33-2139</b>     | <b>23-1344</b>      |
| Average per kick                   | 64.8               | 58.4                |
| Net kick average                   | 39.3               | 38.4                |
| <b>Time of possession / game</b>   | <b>31:14</b>       | <b>28:46</b>        |
| <b>3rd-down conversion</b>         | <b>28/64</b>       | <b>26/75</b>        |
| 3rd-down pct                       | 44%                | 35%                 |
| <b>4rd-down conversion</b>         | <b>10/16</b>       | <b>4/8</b>          |
| 4rd-down pct                       | 63%                | 50%                 |
| <b>Sacks by-Yards</b>              | <b>10-59</b>       | <b>10-55</b>        |
| <b>Misc Yards</b>                  | <b>0</b>           | <b>0</b>            |
| <b>Touchdowns scored</b>           | <b>26</b>          | <b>12</b>           |
| <b>Field goals - attempts</b>      | <b>2-3</b>         | <b>6-9</b>          |
| <b>On-Side kicks</b>               | <b>0-0</b>         | <b>0-0</b>          |
| <b>Red-zone scores</b>             | <b>(16-19) 84%</b> | <b>(13-16) 81%</b>  |
| <b>Red-zone touchdowns</b>         | <b>(14-19) 74%</b> | <b>(8-16) 50%</b>   |
| <b>PAT-attempts</b>                | <b>(23-25) 92%</b> | <b>(11-11) 100%</b> |
| <b>2-point conversion-attempts</b> | <b>(1-1) 100%</b>  | <b>(0-1) 0%</b>     |
| <b>Attendance</b>                  | <b>134818</b>      | <b>121539</b>       |
| Games / Avg per game               | 3/44939            | 2/60770             |
| Neutral site games                 | -                  | 0/0                 |

## Score by Periods

| Team      | 1st | 2nd | 3rd | 4th | OT | TOT |
|-----------|-----|-----|-----|-----|----|-----|
| Baylor    | 38  | 44  | 57  | 48  | 0  | 187 |
| Opponents | 24  | 30  | 30  | 13  | 6  | 103 |



# BAYLOR FOOTBALL 2022

OVERALL: 3-2 (HOME 2-1, ROAD 1-1, NEUTRAL 0-0) | BIG 12 CONFERENCE: 1-1 (HOME 0-1, ROAD 1-0, NEUTRAL 0-0)

## Rushing

| Player           | gp       | att        | gain        | loss       | net        | avg        | td        | lg        | avg/g        |
|------------------|----------|------------|-------------|------------|------------|------------|-----------|-----------|--------------|
| Richard Reese    | 5        | 72         | 412         | 12         | 400        | 5.6        | 7         | 52        | 80.0         |
| Craig Williams   | 5        | 40         | 188         | 4          | 184        | 4.6        | 2         | 30        | 36.8         |
| Qualan Jones     | 5        | 29         | 163         | 1          | 162        | 5.6        | 3         | 27        | 32.4         |
| Blake Shapen     | 5        | 24         | 89          | 55         | 34         | 1.4        | 2         | 35        | 6.8          |
| Taye McWilliams  | 2        | 18         | 71          | 4          | 67         | 3.7        | 0         | 9         | 33.5         |
| Josh Fleeks      | 3        | 3          | 27          | 0          | 27         | 9.0        | 0         | 13        | 9.0          |
| Monaray Baldwin  | 4        | 3          | 50          | 9          | 41         | 13.7       | 1         | 50        | 10.3         |
| Kyron Drones     | 2        | 3          | 14          | 0          | 14         | 4.7        | 1         | 9         | 7.0          |
| Jordan Jenkins   | 1        | 3          | 9           | 1          | 8          | 2.7        | 0         | 5         | 8.0          |
| Dillon Doyle     | 5        | 1          | 0           | 0          | 0          | 0.0        | 0         | 0         | 0.0          |
| Hal Presley      | 5        | 1          | 2           | 0          | 2          | 2.0        | 0         | 2         | 0.4          |
| Jordan Nabors    | 4        | 1          | 6           | 0          | 6          | 6.0        | 0         | 6         | 1.5          |
| Team             | 5        | 4          | 0           | 6          | -6         | -1.5       | 0         | 0         | -1.2         |
| <b>Total</b>     | <b>5</b> | <b>202</b> | <b>1031</b> | <b>92</b>  | <b>939</b> | <b>4.6</b> | <b>16</b> | <b>52</b> | <b>187.8</b> |
| <b>Opponents</b> | <b>5</b> | <b>170</b> | <b>584</b>  | <b>100</b> | <b>484</b> | <b>2.8</b> | <b>4</b>  | <b>37</b> | <b>96.8</b>  |

## Passing

| Player           | gp       | effic        | comp-att-int     | pct         | yds         | td       | lg        | avg/g        |
|------------------|----------|--------------|------------------|-------------|-------------|----------|-----------|--------------|
| Blake Shapen     | 5        | 153.3        | 97-140-3         | 69.3        | 1118        | 9        | 70        | 223.6        |
| Kyron Drones     | 2        | 193.5        | 7-9-0            | 77.8        | 124         | 0        | 50        | 62.0         |
| <b>Total</b>     | <b>5</b> | <b>155.7</b> | <b>104-149-3</b> | <b>69.8</b> | <b>1242</b> | <b>9</b> | <b>70</b> | <b>248.4</b> |
| <b>Opponents</b> | <b>5</b> | <b>125.5</b> | <b>105-172-3</b> | <b>61.0</b> | <b>1116</b> | <b>7</b> | <b>50</b> | <b>223.2</b> |

## Receiving

| Player           | gp       | no.        | yds         | avg         | td       | lg        | avg/g        |
|------------------|----------|------------|-------------|-------------|----------|-----------|--------------|
| Ben Sims         | 4        | 20         | 139         | 7.0         | 2        | 17        | 34.8         |
| Hal Presley      | 5        | 13         | 182         | 14.0        | 1        | 40        | 36.4         |
| Monaray Baldwin  | 4        | 12         | 261         | 21.8        | 3        | 70        | 65.3         |
| Gavin Holmes     | 5        | 9          | 180         | 20.0        | 2        | 38        | 36.0         |
| Drake Dabney     | 5        | 8          | 81          | 10.1        | 0        | 29        | 16.2         |
| Seth Jones       | 5        | 7          | 73          | 10.4        | 0        | 18        | 14.6         |
| Qualan Jones     | 5        | 7          | 40          | 5.7         | 0        | 13        | 8.0          |
| Richard Reese    | 5        | 6          | 42          | 7.0         | 0        | 17        | 8.4          |
| Taye McWilliams  | 2        | 5          | 27          | 5.4         | 0        | 9         | 13.5         |
| Josh Cameron     | 5        | 4          | 44          | 11.0        | 0        | 19        | 8.8          |
| Craig Williams   | 5        | 3          | 22          | 7.3         | 0        | 17        | 4.4          |
| Javon Gipson     | 4        | 2          | 22          | 11.0        | 0        | 13        | 5.5          |
| Josh Fleeks      | 3        | 2          | 49          | 24.5        | 0        | 45        | 16.3         |
| Kelsey Johnson   | 4        | 2          | 9           | 4.5         | 0        | 6         | 2.3          |
| Dillon Doyle     | 5        | 1          | 1           | 1.0         | 1        | 1         | 0.2          |
| Jaylen Ellis     | 3        | 1          | 50          | 50.0        | 0        | 50        | 16.7         |
| Gavin Yates      | 5        | 1          | 10          | 10.0        | 0        | 10        | 2.0          |
| Armani Winfield  | 3        | 1          | 10          | 10.0        | 0        | 10        | 3.3          |
| <b>Total</b>     | <b>5</b> | <b>104</b> | <b>1242</b> | <b>11.9</b> | <b>9</b> | <b>70</b> | <b>248.4</b> |
| <b>Opponents</b> | <b>5</b> | <b>105</b> | <b>1116</b> | <b>10.6</b> | <b>7</b> | <b>50</b> | <b>223.2</b> |

## Punt Returns

| Player           | no.       | yds        | avg         | td       | lg        |
|------------------|-----------|------------|-------------|----------|-----------|
| Gavin Holmes     | 7         | 114        | 16.3        | 1        | 72        |
| Jordan Nabors    | 4         | 58         | 14.5        | 0        | 25        |
| <b>Total</b>     | <b>11</b> | <b>172</b> | <b>15.6</b> | <b>1</b> | <b>72</b> |
| <b>Opponents</b> | <b>6</b>  | <b>19</b>  | <b>3.2</b>  | <b>0</b> | <b>15</b> |

## Interceptions

| Player           | no.      | yds       | avg        | td       | lg        |
|------------------|----------|-----------|------------|----------|-----------|
| Christian Morgan | 2        | 0         | 0.0        | 0        | 0         |
| Devin Neal       | 1        | 0         | 0.0        | 0        | 0         |
| <b>Total</b>     | <b>3</b> | <b>0</b>  | <b>0.0</b> | <b>0</b> | <b>0</b>  |
| <b>Opponents</b> | <b>3</b> | <b>17</b> | <b>5.7</b> | <b>0</b> | <b>11</b> |

## Kick Returns

| Player           | no.       | yds        | avg         | td       | lg        |
|------------------|-----------|------------|-------------|----------|-----------|
| Craig Williams   | 5         | 91         | 18.2        | 0        | 23        |
| Gavin Holmes     | 4         | 76         | 19.0        | 0        | 27        |
| Jordan Nabors    | 2         | 43         | 21.5        | 0        | 23        |
| Kelsey Johnson   | 2         | 16         | 8.0         | 0        | 16        |
| Josh Fleeks      | 1         | 10         | 10.0        | 0        | 10        |
| Matt Jones       | 1         | 0          | 0.0         | 0        | 0         |
| <b>Total</b>     | <b>15</b> | <b>236</b> | <b>15.7</b> | <b>0</b> | <b>27</b> |
| <b>Opponents</b> | <b>11</b> | <b>292</b> | <b>26.5</b> | <b>1</b> | <b>98</b> |

## Fumble Returns

| Player           | no.      | yds      | avg        | td       | lg       |
|------------------|----------|----------|------------|----------|----------|
| Bryson Jackson   | 1        | 0        | 0.0        | 0        | 0        |
| Mike Harris      | 1        | 0        | 0.0        | 0        | 0        |
| <b>Total</b>     | <b>2</b> | <b>0</b> | <b>0.0</b> | <b>0</b> | <b>0</b> |
| <b>Opponents</b> | <b>2</b> | <b>0</b> | <b>0.0</b> | <b>0</b> | <b>0</b> |



# BAYLOR FOOTBALL 2022

OVERALL: 3-2 (HOME 2-1, ROAD 1-1, NEUTRAL 0-0) | BIG 12 CONFERENCE: 1-1 (HOME 0-1, ROAD 1-0, NEUTRAL 0-0)

## Scoring

| Player           | td        | fg         | PAT          |          |          |          |          |          | pts        |
|------------------|-----------|------------|--------------|----------|----------|----------|----------|----------|------------|
|                  |           |            | kick         | rush     | rcv      | pass     | dxp      | saf      |            |
| Richard Reese    | 7         | -          | -            | -        | -        | -        | -        | -        | 42         |
| Monaray Baldwin  | 4         | -          | -            | -        | -        | -        | -        | -        | 24         |
| John Mayers      | -         | 2-2        | 15-16        | -        | -        | -        | -        | -        | 21         |
| Gavin Holmes     | 3         | -          | -            | -        | 1        | -        | -        | -        | 20         |
| Qualan Jones     | 3         | -          | -            | -        | -        | -        | -        | -        | 18         |
| Craig Williams   | 2         | -          | -            | -        | -        | -        | -        | -        | 12         |
| Ben Sims         | 2         | -          | -            | -        | -        | -        | -        | -        | 12         |
| Blake Shapen     | 2         | -          | -            | -        | -        | 1        | -        | -        | 12         |
| Isaiah Hankins   | -         | 0-1        | 8-9          | -        | -        | -        | -        | -        | 8          |
| Dillon Doyle     | 1         | -          | -            | -        | -        | -        | -        | -        | 6          |
| Kyron Drones     | 1         | -          | -            | -        | -        | -        | -        | -        | 6          |
| Hal Presley      | 1         | -          | -            | -        | -        | -        | -        | -        | 6          |
| <b>Total</b>     | <b>26</b> | <b>2-3</b> | <b>23-25</b> | <b>0</b> | <b>1</b> | <b>1</b> | <b>0</b> | <b>0</b> | <b>187</b> |
| <b>Opponents</b> | <b>12</b> | <b>6-9</b> | <b>11-11</b> | <b>0</b> | <b>0</b> | <b>0</b> | <b>0</b> | <b>1</b> | <b>103</b> |

## Total Offense

| Player           | g        | plays      | rush       | pass        | total       | avg/g        |
|------------------|----------|------------|------------|-------------|-------------|--------------|
| Blake Shapen     | 5        | 164        | 34         | 1118        | 1152        | 230.4        |
| Richard Reese    | 5        | 72         | 400        | 0           | 400         | 80.0         |
| Craig Williams   | 5        | 40         | 184        | 0           | 184         | 36.8         |
| Qualan Jones     | 5        | 29         | 162        | 0           | 162         | 32.4         |
| Kyron Drones     | 2        | 12         | 14         | 124         | 138         | 69.0         |
| Taye McWilliams  | 2        | 18         | 67         | 0           | 67          | 33.5         |
| Monaray Baldwin  | 4        | 3          | 41         | 0           | 41          | 10.3         |
| Josh Fleeks      | 3        | 3          | 27         | 0           | 27          | 9.0          |
| Jordan Jenkins   | 1        | 3          | 8          | 0           | 8           | 8.0          |
| Jordan Nabors    | 4        | 1          | 6          | 0           | 6           | 1.5          |
| Hal Presley      | 5        | 1          | 2          | 0           | 2           | 0.4          |
| Team             | 5        | 0          | -6         | 0           | -6          | -1.2         |
| <b>Total</b>     | <b>5</b> | <b>351</b> | <b>939</b> | <b>1242</b> | <b>2181</b> | <b>436.2</b> |
| <b>Opponents</b> | <b>5</b> | <b>342</b> | <b>484</b> | <b>1116</b> | <b>1600</b> | <b>320.0</b> |

## Field Goals

| Player           | fg         | pct.        | 01-19      | 20-29      | 30-39      | 40-49      | 50-99      | lg        | blk      |
|------------------|------------|-------------|------------|------------|------------|------------|------------|-----------|----------|
| John Mayers      | 2-2        | 100.0       | 0-0        | 1-1        | 1-1        | 0-0        | 0-0        | 34        | 0        |
| Isaiah Hankins   | 0-1        | 0.0         | 0-0        | 0-0        | 0-0        | 0-1        | 0-0        | 0         | 0        |
| <b>Opponents</b> | <b>6-9</b> | <b>66.7</b> | <b>1-1</b> | <b>4-4</b> | <b>1-3</b> | <b>0-1</b> | <b>0-0</b> | <b>39</b> | <b>1</b> |

## Punting

| Player            | no.       | yds         | avg         | lg        | tb       | fc       | 20       | 50+      | blk      |
|-------------------|-----------|-------------|-------------|-----------|----------|----------|----------|----------|----------|
| Issac Power       | 15        | 675         | 45.0        | 59        | 2        | 6        | 7        | 3        | 0        |
| Noah Rauschenberg | 1         | 14          | 14.0        | 14        | 0        | 0        | 0        | 0        | 0        |
| <b>Total</b>      | <b>16</b> | <b>689</b>  | <b>43.1</b> | <b>59</b> | <b>2</b> | <b>6</b> | <b>7</b> | <b>3</b> | <b>0</b> |
| <b>Opponents</b>  | <b>28</b> | <b>1217</b> | <b>43.5</b> | <b>61</b> | <b>2</b> | <b>8</b> | <b>8</b> | <b>4</b> | <b>0</b> |

## FG Sequence

| Team Name    | Baylor | Opponents       |
|--------------|--------|-----------------|
| BYU          | 43     | (27),(39),35,37 |
| Iowa St.     | (24)   | (28)            |
| Oklahoma St. | (34)   | (19),(26)       |
| UAlbany      |        | (25)            |
| Texas St.    |        | 46              |

## Kickoffs

| Player            | no.       | yds         | avg         | tb        | ob       | retn      | net         | ydln      |
|-------------------|-----------|-------------|-------------|-----------|----------|-----------|-------------|-----------|
| Noah Rauschenberg | 33        | 2139        | 64.8        | 21        | 0        |           |             |           |
| <b>Total</b>      | <b>33</b> | <b>2139</b> | <b>64.8</b> | <b>21</b> | <b>0</b> | <b>11</b> | <b>39.3</b> | <b>25</b> |
| <b>Opponents</b>  | <b>23</b> | <b>1344</b> | <b>58.4</b> | <b>5</b>  | <b>1</b> | <b>15</b> | <b>38.4</b> | <b>26</b> |

Numbers in parentheses indicate field goal was made

## All Purpose

| Player           | g        | rush       | rcv         | pr         | kr         | lr        | total       | avg/g        |
|------------------|----------|------------|-------------|------------|------------|-----------|-------------|--------------|
| Richard Reese    | 5        | 400        | 42          | 0          | 0          | 0         | 442         | 88.4         |
| Gavin Holmes     | 5        | 0          | 180         | 114        | 76         | 0         | 370         | 74.0         |
| Monaray Baldwin  | 4        | 41         | 261         | 0          | 0          | 0         | 302         | 75.5         |
| Craig Williams   | 5        | 184        | 22          | 0          | 91         | 0         | 297         | 59.4         |
| Qualan Jones     | 5        | 162        | 40          | 0          | 0          | 0         | 202         | 40.4         |
| Hal Presley      | 5        | 2          | 182         | 0          | 0          | 0         | 184         | 36.8         |
| Ben Sims         | 4        | 0          | 139         | 0          | 0          | 0         | 139         | 34.8         |
| Jordan Nabors    | 4        | 6          | 0           | 58         | 43         | 0         | 107         | 26.8         |
| Taye McWilliams  | 2        | 67         | 27          | 0          | 0          | 0         | 94          | 47.0         |
| Josh Fleeks      | 3        | 27         | 49          | 0          | 10         | 0         | 86          | 28.7         |
| Drake Dabney     | 5        | 0          | 81          | 0          | 0          | 0         | 81          | 16.2         |
| Seth Jones       | 5        | 0          | 73          | 0          | 0          | 0         | 73          | 14.6         |
| Jaylen Ellis     | 3        | 0          | 50          | 0          | 0          | 0         | 50          | 16.7         |
| Josh Cameron     | 5        | 0          | 44          | 0          | 0          | 0         | 44          | 8.8          |
| Blake Shapen     | 5        | 34         | 0           | 0          | 0          | 0         | 34          | 6.8          |
| Kelsey Johnson   | 4        | 0          | 9           | 0          | 16         | 0         | 25          | 6.3          |
| Javon Gipson     | 4        | 0          | 22          | 0          | 0          | 0         | 22          | 5.5          |
| Kyron Drones     | 2        | 14         | 0           | 0          | 0          | 0         | 14          | 7.0          |
| Gavin Yates      | 5        | 0          | 10          | 0          | 0          | 0         | 10          | 2.0          |
| Armani Winfield  | 3        | 0          | 10          | 0          | 0          | 0         | 10          | 3.3          |
| Jordan Jenkins   | 1        | 8          | 0           | 0          | 0          | 0         | 8           | 8.0          |
| Dillon Doyle     | 5        | 0          | 1           | 0          | 0          | 0         | 1           | 0.2          |
| Team             | 5        | -6         | 0           | 0          | 0          | 0         | -6          | -1.2         |
| <b>Total</b>     | <b>5</b> | <b>939</b> | <b>1242</b> | <b>172</b> | <b>236</b> | <b>0</b>  | <b>2589</b> | <b>517.8</b> |
| <b>Opponents</b> | <b>5</b> | <b>484</b> | <b>1116</b> | <b>19</b>  | <b>292</b> | <b>17</b> | <b>1928</b> | <b>385.6</b> |

# BAYLOR FOOTBALL 2022

OVERALL: 3-2 (HOME 2-1, ROAD 1-1, NEUTRAL 0-0) | BIG 12 CONFERENCE: 1-1 (HOME 0-1, ROAD 1-0, NEUTRAL 0-0)

## Team Defense

| ## | Player             | gp       | Tackles    |            |            |               | tfl/yds      | Sacks<br>no-yds | Pass defense |           |            | Fumbles  |          | blkd     |     |
|----|--------------------|----------|------------|------------|------------|---------------|--------------|-----------------|--------------|-----------|------------|----------|----------|----------|-----|
|    |                    |          | ua         | a          | tot        |               |              |                 | int-yds      | brup      | qbh        | fr-yds   | ff       | kick     | saf |
| 13 | Al Walcott         | 5        | 14         | 18         | 32         | 5-11          | .            | .               | 2            | .         | .          | 1        | .        | .        |     |
| 2  | Matt Jones         | 5        | 16         | 12         | 28         | 3-20          | 1.5-15       | .               | 2            | 1         | .          | .        | .        | .        |     |
| 14 | Devin Neal         | 5        | 22         | 4          | 26         | 2-3           | 1-1          | 1-0             | 1            | .         | .          | .        | .        | .        |     |
| 5  | Dillon Doyle       | 5        | 10         | 11         | 21         | 0.5-0         | .            | .               | 1            | 1         | .          | .        | .        | .        |     |
| 19 | AJ McCarty         | 5        | 14         | 5          | 19         | .             | .            | .               | 1            | .         | .          | .        | .        | .        |     |
| 55 | Garmon Randolph    | 5        | 9          | 9          | 18         | 2.5-6         | 1-2          | .               | .            | 4         | .          | .        | .        | .        |     |
| 9  | TJ Franklin        | 5        | 6          | 10         | 16         | 1.5-5         | 0.5-4        | .               | .            | 1         | .          | .        | .        | .        |     |
| 3  | Mark Milton        | 5        | 10         | 2          | 12         | .             | .            | .               | .            | 1         | .          | .        | .        | .        |     |
| 20 | Devin Lemear       | 5        | 4          | 7          | 11         | 1-1           | .            | .               | 1            | .         | .          | .        | .        | .        |     |
| 95 | Gabe Hall          | 5        | 2          | 9          | 11         | 1-3           | 0.5-2        | .               | 1            | 1         | .          | .        | .        | .        |     |
| 36 | Tyrone Brown       | 5        | 7          | 4          | 11         | .             | .            | .               | 1            | .         | .          | .        | .        | .        |     |
| 62 | Siaki Ika          | 5        | 3          | 8          | 11         | .             | .            | .               | 2            | 1         | .          | .        | .        | .        |     |
| 90 | Jaxon Player       | 5        | 4          | 6          | 10         | 3-5           | 0.5-1        | .               | 1            | .         | .          | .        | .        | .        |     |
| 7  | Bryson Jackson     | 5        | 7          | 2          | 9          | 3-10          | 2-7          | .               | .            | 2         | 1-0        | 1        | .        | .        |     |
| 41 | Brooks Miller      | 3        | 5          | 4          | 9          | 1.5-9         | 1-9          | .               | .            | .         | .          | .        | .        | .        |     |
| 4  | Christian Morgan   | 3        | 4          | 4          | 8          | 1-3           | .            | 2-0             | 1            | .         | .          | 1        | .        | .        |     |
| 11 | Lorando Johnson    | 5        | 6          | 1          | 7          | 1.5-4         | .            | .               | 2            | .         | .          | 1        | .        | .        |     |
| 33 | Will Williams      | 4        | 6          | 1          | 7          | 1-2           | .            | .               | 2            | .         | .          | .        | .        | .        |     |
| 16 | Mike Harris        | 5        | 2          | 4          | 6          | .             | .            | .               | .            | .         | 1-0        | .        | .        | .        |     |
| 27 | Tevin Williams III | 4        | 4          | 1          | 5          | .             | .            | .               | 1            | .         | .          | .        | .        | .        |     |
| 97 | Cooper Lanz        | 4        | 5          | .          | 5          | .             | .            | .               | .            | .         | .          | .        | .        | .        |     |
| 28 | Devyn Bobby        | 5        | 4          | 1          | 5          | .             | .            | .               | .            | .         | .          | .        | .        | .        |     |
| 54 | Brayden Utley      | 5        | 1          | 3          | 4          | .             | .            | .               | .            | 2         | .          | .        | .        | .        |     |
| 35 | Jackie Marshall    | 4        | 3          | 1          | 4          | .             | .            | .               | 1            | .         | .          | .        | .        | .        |     |
| 31 | Griffin Speaks     | 5        | 2          | 2          | 4          | .             | .            | .               | .            | .         | .          | 1        | .        | .        |     |
| 46 | Tony Anyanwu       | 5        | 3          | 1          | 4          | 1-1           | .            | .               | .            | .         | .          | .        | .        | .        |     |
| 93 | Victor Obi         | 5        | 3          | .          | 3          | 1-11          | 1-11         | .               | .            | 2         | .          | .        | .        | .        |     |
| 26 | Garrison Grimes    | 5        | 1          | 2          | 3          | .             | .            | .               | .            | .         | .          | .        | .        | .        |     |
| 96 | Cole Maxwell       | 3        | 1          | 2          | 3          | 0.5-1         | .            | .               | 1            | .         | .          | .        | .        | .        |     |
| 47 | Caleb Parker       | 5        | 2          | .          | 2          | .             | .            | .               | .            | .         | .          | .        | .        | .        |     |
| 94 | BoChao Jin         | 1        | .          | 2          | 2          | .             | .            | .               | .            | .         | .          | .        | .        | .        |     |
| 44 | Josh White         | 5        | 2          | .          | 2          | .             | .            | .               | .            | .         | .          | .        | .        | .        |     |
| 98 | Chidi Ogbonnaya    | 5        | 1          | 1          | 2          | .             | .            | .               | .            | .         | .          | .        | 1        | .        |     |
| 51 | Kyler Jordan       | 2        | .          | 1          | 1          | .             | .            | .               | .            | .         | .          | .        | .        | .        |     |
| 32 | Carmello Jones     | 1        | 1          | .          | 1          | .             | .            | .               | .            | .         | .          | .        | .        | .        |     |
| 12 | Alfonzo Allen      | 5        | 1          | .          | 1          | 1-7           | 1-7          | .               | 1            | .         | .          | .        | .        | .        |     |
|    | <b>Totals</b>      | <b>5</b> | <b>185</b> | <b>138</b> | <b>323</b> | <b>31-102</b> | <b>10-59</b> | <b>3-0</b>      | <b>22</b>    | <b>16</b> | <b>2-0</b> | <b>5</b> | <b>1</b> | <b>0</b> |     |
|    | Opponents          | 5        | 207        | 138        | 345        | 29-91         | 10-55        | 3-17            | 9            | 12        | 2-0        | 2        | 1        | 1        |     |



# BAYLOR FOOTBALL 2022

OVERALL: 3-2 (HOME 2-1, ROAD 1-1, NEUTRAL 0-0) | BIG 12 CONFERENCE: 1-1 (HOME 0-1, ROAD 1-0, NEUTRAL 0-0)

## GAME-BY-GAME TACKLES (UT-AT-TOT)

| PLAYER             | UT-AT-TOTAL | UA    | BYU   | TXST  | ISU   | OSU    |
|--------------------|-------------|-------|-------|-------|-------|--------|
| Al Walcott         | 14-18-32    | 3-1-4 | 1-3-4 | 4-5-9 | 2-5-7 | 4-4-8  |
| Matt Jones         | 16-12-28    | 3-1-4 | 5-4-9 | 1-4-5 | 3-1-4 | 4-2-6  |
| Devin Neal         | 22-4-26     | 4-0-4 | 6-2-8 | 4-1-5 | 2-1-3 | 6-0-6  |
| Dillon Doyle       | 10-11-21    | 0-2-2 | 3-3-6 | 0-1-1 | 1-1-2 | 6-4-10 |
| AJ McCarty         | 14-5-19     | 2-0-2 | 1-1-2 | 5-2-7 | 7-2-9 | 0-0-0  |
| Garmon Randolph    | 9-9-18      | 1-1-2 | 0-1-1 | 2-0-2 | 3-2-5 | 2-5-7  |
| TJ Franklin        | 6-10-16     | 0-0-0 | 1-2-3 | 2-3-5 | 1-3-4 | 2-2-4  |
| Mark Milton        | 10-2-12     | 1-0-1 | 4-0-4 | 0-0-0 | 2-1-3 | 3-1-4  |
| Tyrone Brown       | 7-4-11      | 2-0-2 | 2-2-4 | 0-2-2 | 1-0-0 | 1-0-1  |
| Devin Lemear       | 4-7-11      | 0-0-0 | 1-0-1 | 1-1-2 | 0-4-4 | 1-2-3  |
| Siaki Ika          | 3-8-11      | 0-2-2 | 1-2-3 | 0-0-0 | 0-2-2 | 2-2-4  |
| Gabe Hall          | 2-9-11      | 0-2-2 | 1-2-3 | 0-1-1 | 0-2-2 | 1-2-3  |
| Jaxon Player       | 4-6-10      | 1-1-2 | 0-1-1 | 2-1-3 | 0-0-0 | 1-3-4  |
| Bryson Jackson     | 7-2-9       | 1-1-2 | 0-1-1 | 1-0-1 | 4-0-4 | 0-1-1  |
| Brooks Miller      | 5-4-9       | DNP   | DNP   | 3-2-5 | 1-0-1 | 1-2-3  |
| Christian Morgan   | 4-4-8       | DNP   | 0-1-1 | DNP   | 1-2-3 | 3-1-4  |
| Will Williams      | 6-1-7       | 0-1-1 | 2-0-2 | 3-0-3 | DNP   | 1-0-1  |
| Lorando Johnson    | 6-1-7       | 0-0-0 | 2-0-2 | 1-0-1 | 2-0-0 | 1-1-2  |
| Mike Harris        | 2-4-6       | 0-0-0 | 2-2-4 | 0-2-2 | 0-0-0 | 0-0-0  |
| Cooper Lanz        | 5-0-5       | 2-0-2 | DNP   | 2-0-2 | 1-0-1 | 0-0-0  |
| Devyn Bobby        | 4-1-5       | 2-0-2 | 0-0-0 | 1-1-2 | 0-0-0 | 1-0-0  |
| Tevin Williams III | 4-1-5       | 1-0-1 | DNP   | 1-0-1 | 0-0-0 | 2-1-3  |
| Jackie Marshall    | 3-1-4       | 0-0-0 | 0-0-0 | 2-0-2 | 1-0-1 | 1-1-2  |
| Tony Anyanwu       | 3-1-4       | 0-0-0 | 0-0-0 | 2-1-3 | 1-0-1 | 0-0-0  |
| Griffin Speaks     | 2-2-4       | 1-0-0 | 0-0-0 | 0-2-2 | 0-0-0 | 1-0-1  |
| Brayden Utley      | 1-3-4       | 1-3-4 | 0-0-0 | 0-0-0 | 0-0-0 | 0-0-0  |
| Victor Obi         | 3-0-3       | 0-0-0 | 0-0-0 | 2-0-2 | 1-0-1 | 0-0-0  |
| Garrison Grimes    | 1-2-3       | 0-0-0 | 1-1-2 | 0-1-1 | 0-0-0 | 0-0-0  |
| Cole Maxwell       | 1-2-3       | 0-0-0 | 1-2-3 | DNP   | DNP   | 0-0-0  |
| Josh White         | 2-0-2       | 1-0-1 | 0-0-0 | 0-0-0 | 0-0-0 | 1-0-1  |
| Caleb Parker       | 2-0-2       | 0-0-0 | 0-0-0 | 0-0-0 | 2-0-0 | 2-0-2  |
| Chidi Ogbonnaya    | 1-1-2       | 1-0-1 | 0-1-1 | 0-0-0 | 0-0-0 | 0-0-0  |
| BoChao Jin         | 0-2-2       | 0-2-2 | 0-0-0 | DNP   | DNP   | DNP    |
| Alfonzo Allen      | 1-0-1       | 1-0-1 | 0-0-0 | 0-0-0 | 0-0-0 | 0-0-0  |
| Carmello Jones     | 1-0-1       | 1-0-1 | DNP   | DNP   | DNP   | DNP    |
| Kyler Jordan       | 0-1-1       | 0-1-1 | DNP   | 0-0-0 | DNP   | DNP    |

## GAME-BY-GAME TACKLES FOR LOSS (TFL-YDS)

| PLAYER           | UA-A-Total | UA    | BYU    | TXST  | ISU    | OSU   |
|------------------|------------|-------|--------|-------|--------|-------|
| Al Walcott       | 3-4-5.0    | 0.0-0 | 0.5-1  | 2.0-5 | 1.0-1  | 1.5-4 |
| Bryson Jackson   | 3-0-3.0    | 0.0-0 | 0.0-0  | 1.0-3 | 2.0-7  | 0.0-0 |
| Matt Jones       | 2-2-3.0    | 0.0-0 | 1.0-10 | 1.0-7 | 1.0-3  | 0.0-0 |
| Jaxon Player     | 2-2-3.0    | 1.5-2 | 0.0-0  | 1.0-2 | 0.0-0  | 0.5-1 |
| Garmon Randolph  | 2-1-2.5    | 0.0-0 | 0.0-0  | 0.0-0 | 1.0-2  | 1.5-4 |
| Devin Neal       | 2-0-2.0    | 0.0-0 | 2-0-3  | 0.0-0 | 0.0-0  | 0.0-0 |
| Brooks Miller    | 1-1-1.5    | DNP   | DNP    | 1.5-9 | 0.0-0  | 0.0-0 |
| TJ Franklin      | 1-1-1.5    | 0.0-0 | 0.0-0  | 0.5-4 | 0.0-0  | 1.0-1 |
| Lorando Johnson  | 1-1-1.5    | 0.0-0 | 0.0-0  | 0.0-0 | 1.0-4  | 0.5-0 |
| Victor Obi       | 1-0-1.0    | 0.0-0 | 0.0-0  | 0.0-0 | 1.0-11 | 0.0-0 |
| Tony Anyanwu     | 1-0-1.0    | 0.0-0 | 0.0-0  | 1.0-1 | 0.0-0  | 0.0-0 |
| Devin Lemear     | 1-0-1.0    | 0.0-0 | 1.0-1  | 0.0-0 | 0.0-0  | 0.0-0 |
| Will Williams    | 1-0-1.0    | 0.0-0 | 0.0-0  | 0.0-0 | 0.0-0  | 1.0-2 |
| Christian Morgan | 1-0-1.0    | 0.0-0 | 0.0-0  | 0.0-0 | 0.0-0  | 1.0-3 |
| Alfonzo Allen    | 1-0-1.0    | 1.0-7 | 0.0-0  | 0.0-0 | 0.0-0  | 0.0-0 |
| Gabe Hall        | 0-1-0.5    | 0.5-2 | 0.0-0  | 0.0-0 | 0.5-1  | 0.0-0 |
| Dillon Doyle     | 0-1-0.5    | 0.0-0 | 0.0-0  | 0.0-0 | 0.5-1  | 0.0-0 |
| Cole Maxwell     | 0-1-0.5    | 0.0-0 | 0.5-1  | DNP   | DNP    | 0.0-0 |

## GAME-BY-GAME SACKS (SACKS-YDS)

| PLAYER          | UA-A-Total | UA    | BYU   | TXST  | ISU   | OSU   |
|-----------------|------------|-------|-------|-------|-------|-------|
| Bryson Jackson  | 2-0-2      | 0.0-0 | 0.0-0 | 0.0-0 | 2-7   | 0.0-0 |
| Matt Jones      | 1-1-1.5    | 0.0-0 | 1-10  | 0.5-5 | 0.0-0 | 0.0-0 |
| Alfonzo Allen   | 1-0-1      | 1-7   | 0.0-0 | 0.0-0 | 0.0-0 | 0.0-0 |
| Devin Neal      | 1-0-1      | 0.0-0 | 1-1   | 0.0-0 | 0.0-0 | 0.0-0 |
| Brooks Miller   | 1-0-1      | DNP   | DNP   | 1-9   | 0.0-0 | 0.0-0 |
| Garmon Randolph | 1-0-1      | 0.0-0 | 0.0-0 | 0.0-0 | 1-2   | 0.0-0 |
| Victor Obi      | 1-0-1      | 0.0-0 | 0.0-0 | 0.0-0 | 1-11  | 0.0-0 |
| TJ Franklin     | 0-1-0.5    | 0.0-0 | 0.0-0 | 0.5-4 | 0.0-0 | 0.0-0 |
| Jaxon Player    | 0-1-0.5    | 0.5-1 | 0.0-0 | 0.0-0 | 0.0-0 | 0.0-0 |
| Gabe Hall       | 0-1-0.5    | 0.5-2 | 0.0-0 | 0.0-0 | 0.0-0 | 0.0-0 |



# BAYLOR FOOTBALL 2022

OVERALL: 3-2 (HOME 2-1, ROAD 1-1, NEUTRAL 0-0) | BIG 12 CONFERENCE: 1-1 (HOME 0-1, ROAD 1-0, NEUTRAL 0-0)

## SCORING DRIVES

| OPPONENT       | PLAYS | YDS | DRIVE |            | DRIVE |                                |
|----------------|-------|-----|-------|------------|-------|--------------------------------|
|                |       |     | TIME  | QTR/ CLOCK | START | PLAY                           |
| UAlbany        | 6     | 76  | 2:20  | 1st/13:19  | BU24  | Baldwin 47 yard TD from Shapen |
| UAlbany        | 4     | 29  | 1:46  | 1st/9:49   | UA29  | Williams 4 yard TD rush        |
| UAlbany        | 6     | 75  | 3:05  | 2nd/15:00  | BU25  | Presley 38 yard TD from Shapen |
| UAlbany        | 11    | 80  | 2:44  | 2nd/2:44   | BU20  | Shapen 1 yard TD rush          |
| UAlbany        | 6     | 80  | 3:12  | 3rd/15:00  | BU20  | Baldwin 50 yard TD rush        |
| UAlbany        | 9     | 54  | 4:25  | 3rd/6:19   | BU46  | Drones 9 yard TD rush          |
| UAlbany        | 7     | 61  | 2:40  | 3rd/00:13  | BU39  | Reese 1 yard TD rush           |
| UAlbany        | 4     | 22  | 1:59  | 4th/11:09  | UA22  | Reese 7 yard TD rush           |
| UAlbany        | 4     | 66  | 1:45  | 4th/7:31   | BU34  | Jones 27 yard TD rush          |
| BYU            | 13    | 68  | 6:14  | 2nd/7:51   | BU32  | Jones 1 yard TD rush           |
| BYU            | 9     | 77  | 4:02  | 3rd/14:55  | BU23  | Jones 7 yard TD rush           |
| BYU            | 12    | 79  | 6:21  | 3rd/10:01  | BU21  | Sims 4 yard TD from Shapen     |
| TXST           | 13    | 75  | 6:25  | 1st/8:35   | BU25  | Reese 14 yard TD rush          |
| TXST           | 9     | 69  | 3:40  | 1st/0:25   | BU38  | Williams 30 yard TD rush       |
| TXST           | 9     | 96  | 1:33  | 2nd/1:59   | BU04  | Shapen 35 yard TD rush         |
| TXST           | 6     | 51  | 2:24  | 3rd/7:06   | BU49  | Holmes 28 yard TD from Shapen  |
| TXST           | 2     | 69  | 0:41  | 4th/15:00  | BU31  | Reese 52 yard TD rush          |
| TXST           | 2     | 50  | 0:27  | 4th/12:46  | BU28  | Reese 5 yard TD rush           |
| Iowa State     | 12    | 77  | 6:30  | 1st/15:00  | BU23  | Sims 12 yard TD from Shapen    |
| Iowa State     | 11    | 68  | 5:22  | 1st/2:49   | BU26  | Mayers 24 yard FG              |
| Iowa State     | 9     | 70  | 3:54  | 2nd/11:03  | BU30  | Doyle 1 yard TD from Shapen    |
| Iowa State     | 10    | 93  | 5:06  | 3rd/11:11  | BU07  | Reese 19 yard TD rush          |
| Iowa State     | 4     | 64  | 1:42  | 4th/11:19  | BU36  | Holmes 38 yard TD from Shapen  |
| Oklahoma State | 10    | 59  | 4:14  | 1st/15:00  | BU25  | Mayers 34 yard FG              |
| Oklahoma State | 6     | 73  | 2:24  | 3rd/14:47  | BU27  | Baldwin 49 yard TD from Shapen |
| Oklahoma State | 5     | 37  | 2:30  | 3rd/10:28  | OSU37 | Reese 1 yard TD rush           |
| Oklahoma State | 4     | 75  | 1:24  | 3rd/3:38   | BU25  | Baldwin 70 yard TD from Shapen |

AVERAGE DRIVE 7.5 66.4

\* - not counted toward average drive length

## DRIVES SUPERLATIVES

|                      |                               |                       |                        |
|----------------------|-------------------------------|-----------------------|------------------------|
| <b>MOST PLAYS:</b>   | 13, twice, last vs. TXST (TD) | <b>FEWEST PLAYS:</b>  | 1 vs. TXST (fumble)    |
| <b>MOST YARDS:</b>   | 96 vs. TXST (TD)              | <b>FEWEST YARDS:</b>  | -1 vs. TXST (punt)     |
| <b>LONGEST TIME:</b> | 6:25 vs. TXST (TD)            | <b>SHORTEST TIME:</b> | 0:08 vs. TXST (fumble) |

## LONG PLAYS FROM SCRIMMAGE (25-Plus Yards)

| YDS | PLAY                     | OPPONENT   |
|-----|--------------------------|------------|
| 71  | Holmes punt return (TD)  | UAlbany    |
| 70  | Baldwin from Shapen (TD) | OSU        |
| 52  | Reese rush (TD)          | TXST       |
| 50  | Ellis from Drones        | UAlbany    |
| 50  | Baldwin rush (TD)        | UAlbany    |
| 49  | Baldwin from Shapen (TD) | OSU        |
| 47  | Baldwin from Shapen (TD) | UAlbany    |
| 45  | Fleeks from Shapen       | TXST       |
| 40  | Presley from Shapen      | Iowa State |
| 38  | Holmes from Shapen (TD)  | Iowa State |
| 38  | Presley from Shapen (TD) | UAlbany    |
| 35  | Shapen rush (TD)         | TXST       |
| 30  | Williams rush (TD)       | TXST       |
| 29  | Dabney from Drones       | UAlbany    |
| 28  | Holmes from Shapen (TD)  | TXST       |
| 27  | Qualan Jones rush (TD)   | UAlbany    |
| 27  | Holmes KR                | OSU        |
| 25  | Nabors punt return       | UAlbany    |



# BAYLOR FOOTBALL 2022

OVERALL: 3-2 (HOME 2-1, ROAD 1-1, NEUTRAL 0-0) | BIG 12 CONFERENCE: 1-1 (HOME 0-1, ROAD 1-0, NEUTRAL 0-0)

## Baylor - Individual Game Highs

|                     |      |  |
|---------------------|------|--|
| RUSHES              | 21   | Richard Reese vs Iowa St. (09/24/2022)       |
| YARDS RUSHING       | 156  | Richard Reese vs Texas St. (09/17/2022)      |
| TD RUSHES           | 3    | Richard Reese vs Texas St. (09/17/2022)      |
| LONG RUSH           | 52   | Richard Reese vs Texas St. (09/17/2022)      |
| PASS ATTEMPTS       | 40   | Blake Shapen vs Oklahoma St. (10/01/2022)    |
| PASS COMPLETIONS    | 28   | Blake Shapen vs Oklahoma St. (10/01/2022)    |
| YARDS PASSING       | 345  | Blake Shapen vs Oklahoma St. (10/01/2022)    |
| TD PASSES           | 3    | Blake Shapen vs Iowa St. (09/24/2022)        |
| LONG PASS           | 70   | Blake Shapen vs Oklahoma St. (10/01/2022)    |
| RECEPTIONS          | 7    | Monaray Baldwin vs Oklahoma St. (10/01/2022) |
| YARDS RECEIVING     | 174  | Monaray Baldwin vs Oklahoma St. (10/01/2022) |
| TD RECEPTIONS       | 2    | Monaray Baldwin vs Oklahoma St. (10/01/2022) |
| LONG RECEPTION      | 70   | Monaray Baldwin vs Oklahoma St. (10/01/2022) |
| PUNTS               | 6    | Issac Power at BYU (09/10/2022)              |
| PUNTING AVG         | 57.0 | Issac Power vs UAlbany (09/03/2022)          |
| LONG PUNT           | 59   | Issac Power vs Iowa St. (09/24/2022)         |
| PUNTS INSIDE 20     | 4    | Issac Power at BYU (09/10/2022)              |
| LONG PUNT RETURN    | 72   | Gavin Holmes vs UAlbany (09/03/2022)         |
| LONG KICKOFF RETURN | 27   | Gavin Holmes vs Oklahoma St. (10/01/2022)    |
| TACKLES             | 10   | Dillon Doyle vs Oklahoma St. (10/01/2022)    |
| SACKS               | 2    | Bryson Jackson at Iowa St. (09/24/2022)      |
| TACKLES FOR LOSS    | 2    | Bryson Jackson at Iowa St. (09/24/2022)      |
|                     | 2    | Al Walcott vs Texas St. (09/17/2022)         |
|                     | 2    | Devin Neal at BYU (09/10/2022)               |

## Opponent - Individual Game Highs

|                     |      |   |
|---------------------|------|---|
| RUSHES              | 24   | Dominic Richardson vs Oklahoma St. (10/01/2022) |
| YARDS RUSHING       | 75   | Spencer Sanders vs Oklahoma St. (10/01/2022)    |
| TD RUSHES           | 1    | Dominic Richardson vs Oklahoma St. (10/01/2022) |
|                     | 1    | Spencer Sanders vs Oklahoma St. (10/01/2022)    |
|                     | 1    | Jirehl Brock at Iowa St. (09/24/2022)           |
|                     | 1    | Lopini Katoa at BYU (09/10/2022)                |
| LONG RUSH           | 37   | Jirehl Brock at Iowa St. (09/24/2022)           |
| PASS ATTEMPTS       | 39   | Jaren Hall at BYU (09/10/2022)                  |
| PASS COMPLETIONS    | 24   | Layne Hatcher vs Texas St. (09/17/2022)         |
| YARDS PASSING       | 284  | Hunter Dekkers at Iowa St. (09/24/2022)         |
| TD PASSES           | 2    | Hunter Dekkers at Iowa St. (09/24/2022)         |
| LONG PASS           | 50   | Hunter Dekkers at Iowa St. (09/24/2022)         |
| RECEPTIONS          | 13   | Ashtyn Hawkins vs Texas St. (09/17/2022)        |
| YARDS RECEIVING     | 122  | Chase Roberts at BYU (09/10/2022)               |
| TD RECEPTIONS       | 1    | Bryson Green vs Oklahoma St. (10/01/2022)       |
|                     | 1    | Dimetri Stanley at Iowa St. (09/24/2022)        |
|                     | 1    | Jirehl Brock at Iowa St. (09/24/2022)           |
|                     | 1    | Ashtyn Hawkins vs Texas St. (09/17/2022)        |
|                     | 1    | Jaren Hall at BYU (09/10/2022)                  |
|                     | 1    | Chase Roberts at BYU (09/10/2022)               |
|                     | 1    | Julian Hicks vs UAlbany (09/03/2022)            |
| LONG RECEPTION      | 50   | Jaylin Noel at Iowa St. (09/24/2022)            |
| FIELD GOALS         | 2    | Tanner Brown vs Oklahoma St. (10/01/2022)       |
|                     | 2    | Jacob Oldroyd at BYU (09/10/2022)               |
| LONG FIELD GOALS    | 39   | Jacob Oldroyd at BYU (09/10/2022)               |
| PUNTS               | 9    | Tyler Pastula vs UAlbany (09/03/2022)           |
| PUNTING AVG         | 48.3 | Tyler Perkins at Iowa St. (09/24/2022)          |
| LONG PUNT           | 61   | Tyler Perkins at Iowa St. (09/24/2022)          |
| PUNTS INSIDE 20     | 4    | Tom Hutton vs Oklahoma St. (10/01/2022)         |
| LONG PUNT RETURN    | 15   | Brennan Presley vs Oklahoma St. (10/01/2022)    |
| LONG KICKOFF RETURN | 98   | Jaden Nixon vs Oklahoma St. (10/01/2022)        |
| TACKLES             | 13   | Max Tooley at BYU (09/10/2022)                  |
| SACKS               | 2    | AJ Simon vs UAlbany (09/03/2022)                |
| TACKLES FOR LOSS    | 2    | Sione Asi vs Oklahoma St. (10/01/2022)          |
|                     | 2    | AJ Simon vs UAlbany (09/03/2022)                |
| INTERCEPTIONS       | 1    | Thomas Harper vs Oklahoma St. (10/01/2022)      |
|                     | 1    | Jason Taylor II vs Oklahoma St. (10/01/2022)    |
|                     | 1    | Sione Tupou vs Texas St. (09/17/2022)           |

## Baylor - Game Highs

|                  |      |                           |
|------------------|------|---------------------------|
| RUSHES           | 52   | at BYU (09/10/2022)       |
| YARDS RUSHING    | 293  | Texas St. (09/17/2022)    |
| YARDS PER RUSH   | 7.9  | Texas St. (09/17/2022)    |
| TD RUSHES        | 7    | UAlbany (09/03/2022)      |
| PASS ATTEMPTS    | 40   | Oklahoma St. (10/01/2022) |
| PASS COMPLETIONS | 28   | Oklahoma St. (10/01/2022) |
| YARDS PASSING    | 345  | Oklahoma St. (10/01/2022) |
| YARDS PER PASS   | 11.6 | UAlbany (09/03/2022)      |
| TD PASSES        | 3    | at Iowa St. (09/24/2022)  |
| TOTAL PLAYS      | 80   | at BYU (09/10/2022)       |
| TOTAL OFFENSE    | 573  | UAlbany (09/03/2022)      |
| YARDS PER PLAY   | 8.4  | UAlbany (09/03/2022)      |
| POINTS           | 69   | UAlbany (09/03/2022)      |
| SACKS BY         | 4    | at Iowa St. (09/24/2022)  |
| FIRST DOWNS      | 29   | UAlbany (09/03/2022)      |
| PENALTIES        | 14   | at BYU (09/10/2022)       |
| PENALTY YARDS    | 117  | at BYU (09/10/2022)       |
| TURNOVERS        | 3    | Texas St. (09/17/2022)    |
| PUNTS            | 6    | at BYU (09/10/2022)       |
| PUNTING AVG      | 47.0 | Oklahoma St. (10/01/2022) |
| LONG PUNT        | 59   | at Iowa St. (09/24/2022)  |
| PUNTS INSIDE 20  | 4    | at BYU (09/10/2022)       |
| LONG PUNT RETURN | 72   | UAlbany (09/03/2022)      |

## Opponent - Game Highs

|                  |      |                           |
|------------------|------|---------------------------|
| RUSHES           | 46   | Oklahoma St. (10/01/2022) |
| YARDS RUSHING    | 166  | Oklahoma St. (10/01/2022) |
| YARDS PER RUSH   | 3.6  | Oklahoma St. (10/01/2022) |
| TD RUSHES        | 2    | Oklahoma St. (10/01/2022) |
| PASS ATTEMPTS    | 40   | at BYU (09/10/2022)       |
| PASS COMPLETIONS | 24   | Texas St. (09/17/2022)    |
|                  | 24   | at BYU (09/10/2022)       |
| YARDS PASSING    | 284  | at Iowa St. (09/24/2022)  |
| YARDS PER PASS   | 7.9  | at Iowa St. (09/24/2022)  |
| TD PASSES        | 2    | at Iowa St. (09/24/2022)  |
|                  | 2    | at BYU (09/10/2022)       |
| TOTAL PLAYS      | 76   | Oklahoma St. (10/01/2022) |
| TOTAL OFFENSE    | 379  | Oklahoma St. (10/01/2022) |
| YARDS PER PLAY   | 5.6  | at Iowa St. (09/24/2022)  |
| POINTS           | 36   | Oklahoma St. (10/01/2022) |
| SACKS BY         | 4    | at BYU (09/10/2022)       |
| FIRST DOWNS      | 24   | at BYU (09/10/2022)       |
| PENALTIES        | 10   | UAlbany (09/03/2022)      |
| PENALTY YARDS    | 78   | at Iowa St. (09/24/2022)  |
| TURNOVERS        | 2    | at Iowa St. (09/24/2022)  |
| PUNTS            | 9    | UAlbany (09/03/2022)      |
| PUNTING AVG      | 48.3 | at Iowa St. (09/24/2022)  |
| LONG PUNT        | 61   | at Iowa St. (09/24/2022)  |
| PUNTS INSIDE 20  | 4    | Oklahoma St. (10/01/2022) |
| LONG PUNT RETURN | 15   | Oklahoma St. (10/01/2022) |

# BAYLOR FOOTBALL 2022

OVERALL: 3-2 (HOME 2-1, ROAD 1-1, NEUTRAL 0-0) | BIG 12 CONFERENCE: 1-1 (HOME 0-1, ROAD 1-0, NEUTRAL 0-0)


## Baylor Inside Opponent Red-Zone

| Date                           | Opponent     | Score   | Times In RZ | Times Scored | Total Pts  | Rush      |           |          | Pass TDs | FGs Made | Failed to score inside RZ |          |          |          |          |          |
|--------------------------------|--------------|---------|-------------|--------------|------------|-----------|-----------|----------|----------|----------|---------------------------|----------|----------|----------|----------|----------|
|                                |              |         |             |              |            | TDs       | TDs       | TDs      |          |          | FGA                       | Down     | Int      | Fumb     | Half     | Game     |
| 09/03/2022                     | UAlbany      | W 69-10 | 5           | 5            | 35         | 5         | 5         | 0        | 0        | 0        | 0                         | 0        | 0        | 0        | 0        | 0        |
| 09/10/2022                     | at BYU       | L 20-26 | 5           | 3            | 20         | 3         | 2         | 1        | 0        | 1        | 1                         | 0        | 0        | 0        | 0        | 0        |
| 09/17/2022                     | Texas St.    | W 42-7  | 2           | 2            | 14         | 2         | 2         | 0        | 0        | 0        | 0                         | 0        | 0        | 0        | 0        | 0        |
| 09/24/2022                     | at Iowa St.  | W 31-24 | 4           | 4            | 24         | 3         | 1         | 2        | 1        | 1        | 0                         | 0        | 0        | 0        | 0        | 0        |
| 10/01/2022                     | Oklahoma St. | L 25-36 | 3           | 2            | 10         | 1         | 1         | 0        | 1        | 1        | 1                         | 0        | 0        | 0        | 0        | 0        |
| <b>Totals 16 of 19 (84.2%)</b> |              |         | <b>19</b>   | <b>16</b>    | <b>103</b> | <b>14</b> | <b>11</b> | <b>3</b> | <b>2</b> | <b>3</b> | <b>2</b>                  | <b>0</b> | <b>0</b> | <b>0</b> | <b>0</b> | <b>0</b> |

## Opponents Inside Baylor Red-Zone

| Date                           | Opponent     | Score   | Times In RZ | Times Scored | Total Pts | Rush     |          |          | Pass TDs | FGs Made | Failed to score inside RZ |          |          |          |          |          |
|--------------------------------|--------------|---------|-------------|--------------|-----------|----------|----------|----------|----------|----------|---------------------------|----------|----------|----------|----------|----------|
|                                |              |         |             |              |           | TDs      | TDs      | TDs      |          |          | FGA                       | Down     | Int      | Fumb     | Half     | Game     |
| 09/03/2022                     | UAlbany      | W 69-10 | 2           | 2            | 10        | 1        | 0        | 1        | 1        | 1        | 0                         | 0        | 0        | 0        | 0        | 0        |
| 09/10/2022                     | BYU          | L 20-26 | 5           | 3            | 16        | 2        | 1        | 1        | 1        | 3        | 0                         | 0        | 0        | 0        | 0        | 0        |
| 09/17/2022                     | Texas St.    | W 42-7  | 2           | 1            | 7         | 1        | 0        | 1        | 0        | 0        | 1                         | 0        | 0        | 0        | 0        | 0        |
| 09/24/2022                     | Iowa St.     | W 31-24 | 2           | 2            | 10        | 1        | 0        | 1        | 1        | 1        | 0                         | 0        | 0        | 0        | 0        | 0        |
| 10/01/2022                     | Oklahoma St. | L 25-36 | 5           | 5            | 27        | 3        | 2        | 1        | 2        | 2        | 0                         | 0        | 0        | 0        | 0        | 0        |
| <b>Totals 13 of 16 (81.3%)</b> |              |         | <b>16</b>   | <b>13</b>    | <b>70</b> | <b>8</b> | <b>3</b> | <b>5</b> | <b>5</b> | <b>7</b> | <b>1</b>                  | <b>0</b> | <b>0</b> | <b>0</b> | <b>0</b> | <b>0</b> |

# PLAYERS



12

## ALFONZO ALLEN

S • 5-11 • 183 • FR. • HS  
MIAMI, FLA. (CENTRAL HS)

- **LAST GAME (L, 36-25 vs. OSU):** Played, did not record a stat.
- True freshman who made collegiate debut in season opener vs. UAlbany (9/3/22).
- Recorded first-career tackle on a sack for 7-yd loss vs. UAlbany.
- Helped Miami Central HS to a 5A state championship with a 12-2 record as a senior in 2021.
- Four-star prospect, No. 23 safety in the country according to ESPN.

### ALLEN CAREER STATISTICS

#### DEFENSIVE

| YEAR   | G/GS | UT | AT | TT | TFL-YD | QBS-YD | FF/FR | PBU | INT-YD |
|--------|------|----|----|----|--------|--------|-------|-----|--------|
| 2022   | 5/0  | 1  | 0  | 1  | 1.0-7  | 1.0-7  | 0/0   | 1   | 0-0    |
| CAREER | 5/0  | 1  | 0  | 1  | 1.0-7  | 1.0-7  | 0/0   | 1   | 0-0    |



13

## LUKE ANTHONY

QB • 6-1 • 208 • 7SR. • TR  
DALLAS, TEXAS (ACU/ LA. TECH)

- **LAST GAME (L, 36-25 vs. OSU):** Did not play.
- Seventh-year senior transfer from Louisiana Tech, Abilene Christian.
- Made Baylor debut on Sept. 3, 2022 vs. UAlbany, but did not record a stat.
- Missed 2021 with season-ending injury.
- 2020 C-USA Newcomer of the Year after throwing for 1,479 yards, 16 TDs and 5 INT.
- Third Bulldog in program history to throw at least 10 TD passes in first 3 games of season.
- Posted 2,525 yards and 17 TDs in 2019 as a senior at ACU before grad transferring.

### ANTHONY CAREER STATISTICS

#### PASSING

| YEAR   | G/GS                  | CMP | ATT   | PCT  | YDS   | INT | TD | LP/OPPONENT |
|--------|-----------------------|-----|-------|------|-------|-----|----|-------------|
| 2017   | 7/2                   | 80  | 132   | 60.6 | 776   | 4   | 11 |             |
| 2018   | 11/11                 | 319 | 484   | 65.8 | 3,019 | 9   | 23 |             |
| 2019   | 12/12                 | 260 | 412   | 63.1 | 2,525 | 11  | 17 |             |
| 2020   | 9/8                   | 138 | 221   | 62.4 | 1,479 | 5   | 16 |             |
| 2021   | DID NOT PLAY (injury) |     |       |      |       |     |    |             |
| 2022   | 1/0                   | 0   | 0     | 0.0  | 0     | 0   | 0  | --          |
| CAREER | 40/32                 | 797 | 1,249 | 63.8 | 7,799 | 29  | 67 |             |



80

## MONARAY BALDWIN

WR • 5-9 • 164 • SO. • 1L  
KILLEEN, TEXAS (SHOEMAKER HS)

- **PRONUNCIATION:** MONARAY Baldwin - MON-uh-ray
- **LAST GAME (L, 36-25 vs. OSU):** 7 catches for 174 yards and 2 TDs; 1 rush for -5 yards.
- Speedy receiver who will touch the ball in various ways.
- Set career highs vs. OSU with 7 receptions, 174 yards and 2 touchdowns.
- Notched two longest catches of his career, both went for TDs, against OSU with 49-yard and 70-yard scores.
- Missed game vs. Texas State due to injury.
- Became first BU player to score both rushing and receiving TD in same game since Dillon Doyle vs. BYU in 2021.
- Scored career-long 50-yard rushing TD in 2022 opener vs. UAlbany.
- Named to Earl Campbell Tyler Rose Award Honorable Mention (Week 1)
- Scored his first-career TD on a 48-yd run in 2022 Sugar Bowl
- Appeared in 8 games as true freshman in 2021
- Finished senior HS season with 1,306 all-purpose yards as WR, KR and PR
- Three-star prospect; No. 157 player in Texas according to 247 Sports
- Owns a 10.66 PR in the 100 meters on the track
- Health, kinesiology and leisure studies major

### BALDWIN CAREER STATISTICS

#### RUSHING

| YEAR   | G/GS | ATT | YD  | AVG  | TD | LP/OPPONENT    |
|--------|------|-----|-----|------|----|----------------|
| 2021   | 8/0  | 6   | 87  | 14.5 | 1  | 48/vs. OM      |
| 2022   | 4/1  | 3   | 41  | 13.7 | 1  | 50/vs. UAlbany |
| CAREER | 12/1 | 9   | 128 | 14.2 | 2  | 50/vs. UAlbany |

#### RECEIVING

| YEAR   | G/GS | REC | YD  | AVG  | TD | LP/OPPONENT             |
|--------|------|-----|-----|------|----|-------------------------|
| 2021   | 8/0  | 1   | 7   | 7.0  | 0  | 7/vs. TSU               |
| 2022   | 4/1  | 12  | 261 | 21.8 | 3  | 70/vs. Okla. State (TD) |
| CAREER | 12/1 | 13  | 268 | 20.6 | 3  | 70/vs. Okla State (TD)  |

#### KICK RETURNS

| YEAR   | G/GS | NO | YD | AVG  | TD | LP/OPPONENT |
|--------|------|----|----|------|----|-------------|
| 2021   | 8/0  | 2  | 48 | 24.0 | 0  | 25/vs. TSU  |
| 2022   | 4/1  | -  | -  | --   | -  | --          |
| CAREER | 12/1 | 2  | 48 | 24.0 | 0  | 25/vs. TSU  |

#### BALDWIN'S CAREER BESTS

##### RUSHING

Attempts: 2, 2x, last vs. UAlbany (9/3/22)

Yards: 48, vs. Ole Miss 1/1/22)

Touchdowns: 1, 2x, last vs. UAlbany (9/3/22)

Longest Rush: 50, vs. UAlbany (9/3/22)

##### RECEIVING

Receptions: 7, vs. Oklahoma State (10/1/22)

Receiving Yards: 174, vs. Oklahoma State (10/1/22)

Touchdowns: 2, vs. Oklahoma State (10/1/22)

Longest Reception: 70, vs. Oklahoma State (10/1/22)

##### KICK RETURNS

Return Yards: 25 vs. Texas Southern (9/11/21)

Touchdowns: n/a

Longest Return: 25 vs. Texas Southern (9/11/21)


# PLAYERS

## BALDWIN'S GAME-BY-GAME RECEIVING STATS

| DATE    | OPPONENT       | REC          | YDS | AVG  | TD | TD YDS |
|---------|----------------|--------------|-----|------|----|--------|
| 9/3/22  | UALBANY        | 4            | 84  | 24.0 | 1  | 47     |
| 9/10/22 | at BYU         | 0            | 0   | 0.0  | 0  | --     |
| 9/17/22 | TEXAS STATE    | DID NOT PLAY |     |      |    |        |
| 9/24/22 | at Iowa State  | 1            | 3   | 3.0  | 0  | --     |
| 10/1/22 | OKLAHOMA STATE | 7            | 174 | 24.9 | 2  | 49, 70 |

## BALDWIN'S GAME-BY-GAME RUSHING STATS

| DATE    | OPPONENT       | ATT          | YDS | Avg. | TD | TD YDS |
|---------|----------------|--------------|-----|------|----|--------|
| 9/3/22  | UALBANY        | 2            | 46  | 23.0 | 1  | 50     |
| 9/10/22 | at BYU         | 0            | 0   | 0.0  | 0  | --     |
| 9/17/22 | TEXAS STATE    | DID NOT PLAY |     |      |    |        |
| 9/24/22 | at Iowa State  | 0            | 0   | 0.0  | 0  | --     |
| 10/1/22 | OKLAHOMA STATE | 1            | -5  | -5.0 | 0  | --     |




**58**

**GAVIN BYERS**

OL • 6-5 • 310 • JR. • 2L  
GRAPEVINE, TEXAS (COLLEYVILLE HERITAGE HS)

- **LAST GAME (L, 36-25 vs. OSU):** Started at RT
- Third-year junior OL who has played in 27 games with 13 starts.
- Has started all five games in 2022 so far at right tackle.
- Started first eight games for the Bears in 2021 at RT before missing TCU game (Nov. 6), then appeared as substitute offensive lineman five more times in sophomore campaign.
- Made first-career start in 2021 season-opener at Texas State (Sept. 4)
- Played in all nine games in 2020, mostly on special teams.
- Anchored offensive line at Colleyville Heritage, helping team to 9-5 record as a senior in 2019.
- No. 142 player in Texas according to ESPN; No. 135 in Texas according to 247Sports.
- Rated No. 69 offensive guard in the country.
- Also a standout basketball player in HS and was a Class 5A regional qualifier in the shot put and discus.



**36**

**TYRONE BROWN**

LB • 5-11 • 222 • R-FR. • RS  
ORANGE, TEXAS (WEST ORANGE-STARK HS)

- **LAST GAME (L, 36-25 vs. OSU):** Recorded one solo tackle.
- Redshirt freshman who made collegiate debut vs. Texas Southern (9/11/21).
- Recorded first-career tackle vs. UAlbany in 2022 season opener (9/3/22).
- Started in place of Dillon Doyle (targeting) vs. Texas State (9/17/22)
- Helped West Orange-Stark to 8-1 record as a senior in 2020, finishing season with 122 tackles, 11.0 TFL and 5.0 sacks. Also forced five fumbles and recovered three.
- 2020 District 11-4A Division II Defensive MVP
- Rated a three-star prospect.

## BROWN CAREER STATISTICS

| DEFENSIVE     |            |          |          |           |              |              |            |          |            |
|---------------|------------|----------|----------|-----------|--------------|--------------|------------|----------|------------|
| YEAR          | G/GS       | UT       | AT       | TT        | TFL-YD       | QBS-YD       | FF/FR      | PBU      | INT-YD     |
| 2021          | 1/0        | 0        | 0        | 0         | 0.0-0        | 0.0-0        | 0/0        | 0        | 0-0        |
| 2022          | 5/1        | 6        | 4        | 10        | 0.0-0        | 0.0-0        | 0/0        | 1        | 0-0        |
| <b>CAREER</b> | <b>6/1</b> | <b>6</b> | <b>4</b> | <b>10</b> | <b>0.0-0</b> | <b>0.0-0</b> | <b>0/0</b> | <b>1</b> | <b>0-0</b> |

## BROWN'S GAME-BY-GAME DEFENSIVE STATS

| DATE    | OPPONENT       | UT | AT | TT | TFL-YDS | INT-YDS |
|---------|----------------|----|----|----|---------|---------|
| 9/3/22  | UALBANY        | 2  | 0  | 2  | 0.0-0   | 0-0     |
| 9/10/22 | at BYU         | 2  | 2  | 4  | 0.0-0   | 0-0     |
| 9/17/22 | TEXAS STATE    | 0  | 2  | 2  | 0.0-0   | 0-0     |
| 9/24/22 | at Iowa State  | 1  | 0  | 1  | 0.0-0   | 0-0     |
| 10/1/22 | OKLAHOMA STATE | 1  | 0  | 1  | 0.0-0   | 0-0     |

## BROWN'S CAREER BESTS

Tackles: 4, at BYU (9/10/22)  
Solo Tackles: 2, 2x, last at BYU (9/10/22)  
Pass Breakups: 1, vs. UAlbany (9/3/22)

## BYERS CAREER STATISTICS

| OFFENSIVE     |              |
|---------------|--------------|
| YEAR          | G/GS         |
| 2020          | 9/0          |
| 2021          | 13/8         |
| 2022          | 5/5          |
| <b>CAREER</b> | <b>27/13</b> |



# PLAYERS



**89**

**DRAKE DABNEY**

TE • 6-5 • 251 • JR. • 2L  
CYPRESS, TEXAS (CYPRESS RANCH HS)

- **LAST GAME (L, 36-25 vs. OSU):** 1 catch for 7 yards.
- Third-year junior who has 13 starts in 25 career games played.
- Matched career-best with 3 catches at BYU (9/10/22).
- Caught one pass for career-long 29 yards in season opener vs. UAlbany (9/3/22).
- 2021 Academic All-Big 12 First Team
- Caught 2 touchdowns in 2021, tying for third on the team.
- Made six catches for 57 yards and one TD in freshman campaign.
- First-career score came as part of 3-reception, 32-yard game at Iowa State on Nov. 7, 2020.
- Rated as No. 83 player in Texas according to 247Sports and the nation's No. 25 tight end.
- Also played baseball in HS.
- Majoring in pre-business.

**DABNEY CAREER STATISTICS**

**RECEIVING**


| YEAR          | G/GS         | REC       | YD         | AVG        | TD       | LP/OPPONENT           |
|---------------|--------------|-----------|------------|------------|----------|-----------------------|
| 2020          | 6/2          | 6         | 57         | 9.5        | 1        | 14/at ISU, at TTU     |
| 2021          | 14/8         | 10        | 91         | 9.1        | 2        | 21/at TCU             |
| 2022          | 5/3          | 8         | 81         | 10.1       | 0        | 29/vs. UAlbany        |
| <b>CAREER</b> | <b>25/13</b> | <b>24</b> | <b>229</b> | <b>9.5</b> | <b>3</b> | <b>29/vs. UAlbany</b> |

**DABNEY'S CAREER BESTS**

Receptions: 3, 3x, last at BYU (9/10/22)  
 Receiving Yards: 32 at Iowa State (11/7/20)  
 Touchdowns: 1, 3x last at K-State (11/20/21)  
 Longest Reception: 29, vs. UAlbany (9/3/22)

**DABNEY'S GAME-BY-GAME RECEIVING STATS**

| DATE    | OPPONENT       | REC | YDS | AVG  | TD | TD YDS |
|---------|----------------|-----|-----|------|----|--------|
| 9/3/22  | UALBANY        | 1   | 29  | 29.0 | 0  | --     |
| 9/10/22 | at BYU         | 3   | 16  | 5.3  | 0  | --     |
| 9/17/22 | TEXAS STATE    | 1   | 6   | 6.0  | 0  | --     |
| 9/24/22 | at Iowa State  | 2   | 23  | 11.5 | 0  | --     |
| 10/1/22 | OKLAHOMA STATE | 1   | 7   | 7.0  | 0  | --     |



**5**

**DILLON DOYLE**

LB • 6-3 • 240 • 5SR. • 2L  
IOWA CITY, IOWA (IOWA)

- **LAST GAME (L, 36-25 vs. OSU):** Led team with 10 tackles (6 solo).
- Two-time All-Big 12 Honorable Mention selection ('20, '21)
- Preseason All-Big 12 and All-Texas selection
- Bronko Nagurski Trophy Watch List
- Has started 27 games for Baylor since arriving on campus before 2020 season.
- Second on team with 91 tackles, 8.5 TFL in 2021
- Scored third-career offensive TD at Iowa State (Sept. 24) and first of 2022 season on a 1-yard pass from Blake Shapen.
- Lined up as a fullback in various games last season; scored a rushing and receiving TD on Oct. 16 vs. BYU.
- 2019 Academic All-Big Ten selection
- 2017 Gatorade Player of the Year finalist out of West HS.
- Member of National Honor Society with a 4.0 GPA throughout prep career.
- Currently working on his master's in business administration.

**DOYLE CAREER STATISTICS**

**DEFENSIVE**

| YEAR          | G/GS         | UT         | AT        | TT         | TFL-YD         | QBS-YD        | FF/FR      | PBU      | INT-YD     |
|---------------|--------------|------------|-----------|------------|----------------|---------------|------------|----------|------------|
| 2018          | 4/0          | 0          | 2         | 2          | 0-0            | 0-0           | 0/0        | 0        | 0-0        |
| 2019          | 13/3         | 13         | 10        | 23         | 0.5-2          | 0-0           | 1/0        | 0        | 0-0        |
| 2020          | 9/9          | 37         | 19        | 56         | 2.0-8          | 1.0-3         | 1/1        | 1        | 0-0        |
| 2021          | 14/14        | 46         | 44        | 90         | 8.5-22         | 1.0-11        | 1/0        | 2        | 1-5        |
| 2022          | 5/4          | 10         | 11        | 21         | 0.5-0          | 0.0-0         | 0/0        | 1        | 0-0        |
| <b>CAREER</b> | <b>45/30</b> | <b>106</b> | <b>86</b> | <b>192</b> | <b>11.5-32</b> | <b>2.0-14</b> | <b>3/1</b> | <b>4</b> | <b>1-5</b> |

**RUSHING**

| YEAR | ATT | YD | AVG | TD | LP/OPPONENT    |
|------|-----|----|-----|----|----------------|
| 2021 | 2   | 4  | 2.0 | 1  | 2/vs. BYU (TD) |
| 2022 | 1   | 0  | 0.0 | 0  | 0/at BYU       |

**RECEIVING**

| YEAR | REC | YD | AVG | TD | LP/OPPONENT          |
|------|-----|----|-----|----|----------------------|
| 2021 | 1   | 2  | 2.0 | 1  | 2/vs. BYU (TD)       |
| 2022 | 1   | 1  | 1.0 | 1  | 1/at Iowa State (TD) |

**DOYLE'S CAREER BESTS (AT BAYLOR)**


Tackles: 15, at Oklahoma State (10/2/21)  
 Solo Tackles: 9, vs. Texas (10/30/21)  
 Tackles-For-Loss: 2.0, 2x, last vs. Iowa State (9/25/21)  
 Sacks: 1.0, 2x, last vs. BYU (10/16/21)  
 Forced Fumbles: 1, 3x, last vs. Texas (10/30/21)  
 Fumble Recoveries: 1, at Texas Tech (11/14/20)  
 Pass Breakups: 2, at K-State (11/20/21)  
 Interceptions: 1, at Oklahoma State (10/2/21)

**DOYLE'S GAME-BY-GAME DEFENSIVE STATS**

| DATE    | OPPONENT       | UT | AT | TT | TFL-YDS | QBS-YDS |
|---------|----------------|----|----|----|---------|---------|
| 9/3/22  | UALBANY        | 0  | 2  | 2  | 0.0-0   | 0.0-0   |
| 9/10/22 | at BYU         | 3  | 3  | 6  | 0.0-0   | 0.0-0   |
| 9/17/22 | TEXAS STATE    | 0  | 1  | 1  | 0.0-0   | 0.0-0   |
| 9/24/22 | at Iowa State  | 1  | 1  | 2  | 0.5-0   | 0.0-0   |
| 10/1/22 | OKLAHOMA STATE | 6  | 4  | 10 | 0.0-0   | 0.0-0   |



# PLAYERS



15

## KYRON DRONES

QB • 6-2 • 223 • RFR. • RS  
PEARLAND, TEXAS (SHADOW CREEK HS)

- **PRONUNCIATION:** KYRON Drones - KYE-run
- **LAST GAME (L, 36-25 vs. OSU):** Did not play.
- Played majority of second half vs. UAlbany, recording first-career completion and rushing TD.
- Scored on a 9-yd keeper for first-career touchdown vs. UAlbany in 2022 season opener.
- Redshirted in 2021 to retain eligibility; appeared in two games but did not record any stats.
- Passed for 1,239 yards and 16 TDs as a senior in six games at Shadow Creek HS.
- Helped team to 2019 UIL state championship and perfect 16-0 record
- Offensive MVP in 2019 state title game
- Named the 10-5A Overall MVP and was a third-team All-State selection
- Elite 11 Finalist
- Passed for 3,390 yards and 46 TDs in junior season, adding 825 rushing yards and 18 TDs.



21

## JOSH FLEEKS

RB • 6-0 • 204 • 5SR. • 4L  
DALLAS, TEXAS (CEDAR HILL HS)

- **LAST GAME (L, 36-25 vs. OSU):** Did not play.
- Fifth-year senior running back who has appeared in 46 career games for the Bears.
- Switched positions from WR to RB prior to 2022 season.
- Saw first significant time at RB vs. Texas State (9/17/22) with 27 yards on 3 carries.
- Played in nine games with one start last year, catching seven passes for 89 yards and carrying the ball three times for 11 yards.
- Finished fourth on the team in receptions and receiving yards in 2020 with 21 catches for 181 yards.
- 2019 Preseason All-Big 12 fourth-team selection by Phil Steele
- Four-star recruit by 247Sports, No. 32 ranked player in the state of Texas
- Also ran track competing in the 100m, 200m and high jump during HS career
- Majoring in health, kinesiology and leisure studies

### DRONES CAREER STATISTICS

| PASSING       |            |                |          |             |            |          |          |                       |
|---------------|------------|----------------|----------|-------------|------------|----------|----------|-----------------------|
| YEAR          | G/GS       | CMP            | ATT      | PCT         | YDS        | INT      | TD       | LP/OPPONENT           |
| 2021          |            | N/A (Redshirt) |          |             |            |          |          |                       |
| 2022          | 2/0        | 7              | 9        | 77.8        | 124        | 0        | 0        | 50/vs. UAlbany        |
| <b>CAREER</b> | <b>2/0</b> | <b>7</b>       | <b>9</b> | <b>77.8</b> | <b>124</b> | <b>0</b> | <b>0</b> | <b>50/vs. UAlbany</b> |

| RUSHING       |            |                |           |            |          |                      |  |
|---------------|------------|----------------|-----------|------------|----------|----------------------|--|
| YEAR          | G/GS       | ATT            | YD        | AVG        | TD       | LP/OPPONENT          |  |
| 2021          |            | N/A (Redshirt) |           |            |          |                      |  |
| 2022          | 2/0        | 3              | 14        | 4.7        | 1        | 9/vs. UAlbany        |  |
| <b>CAREER</b> | <b>2/0</b> | <b>3</b>       | <b>14</b> | <b>4.7</b> | <b>1</b> | <b>9/vs. UAlbany</b> |  |

### DRONES' CAREER BESTS

**PASSING**  
Attempts: 5, vs. UAlbany (9/3/22)  
Completions: 5, vs. UAlbany (9/3/22)  
Yards: 100, vs. UAlbany (9/3/22)  
Longest Pass: 50, vs. UAlbany (9/3/22)

**RUSHING**  
Attempts: 2, vs. Texas State (9/17/22)  
Yards: 9, vs. UAlbany (9/3/22)  
Touchdowns: 1, vs. UAlbany (9/3/22)  
Longest Rush: 9, vs. UAlbany (9/3/22)

### DRONES' GAME-BY-GAME PASSING STATS

| DATE    | OPPONENT      | CMP          | ATT | YDS | INT | TD | TD Passes |
|---------|---------------|--------------|-----|-----|-----|----|-----------|
| 9/3/22  | UALBANY       | 5            | 7   | 100 | 0   | 0  | --        |
| 9/10/22 | at BYU        | DID NOT PLAY |     |     |     |    |           |
| 9/17/22 | TEXAS STATE   | 2            | 2   | 24  | 0   | 0  | --        |
| 9/24/22 | at Iowa State | DID NOT PLAY |     |     |     |    |           |

### DRONES' GAME-BY-GAME RUSHING STATS

| DATE    | OPPONENT      | ATT          | YDS | Avg. | TD | TD YDS |
|---------|---------------|--------------|-----|------|----|--------|
| 9/4/21  | UALBANY       | 1            | 9   | 9.0  | 1  | 9      |
| 9/10/22 | at BYU        | DID NOT PLAY |     |      |    |        |
| 9/17/22 | TEXAS STATE   | 2            | 5   | 2.5  | 0  | --     |
| 9/24/22 | at Iowa State | DID NOT PLAY |     |      |    |        |

### FLEEKS CAREER STATISTICS

| RECEIVING     |             |           |            |             |          |                       |  |
|---------------|-------------|-----------|------------|-------------|----------|-----------------------|--|
| YEAR          | G/GS        | REC       | YD         | AVG         | TD       | LP/OPPONENT           |  |
| 2018          | 12/1        | 14        | 126        | 9.0         | 1        | 34/Kansas             |  |
| 2019          | 14/1        | 25        | 262        | 10.5        | 1        | 64/at OSU (TD)        |  |
| 2020          | 8/0         | 21        | 181        | 8.6         | 1        | 34/at WVU (TD)        |  |
| 2021          | 9/1         | 7         | 89         | 12.7        | 0        | 41/vs. TSU            |  |
| 2022          | 3/0         | 2         | 49         | 24.5        | 0        | 45/vs. Texas State    |  |
| <b>CAREER</b> | <b>46/3</b> | <b>69</b> | <b>707</b> | <b>10.2</b> | <b>3</b> | <b>64/at OSU (TD)</b> |  |

| RUSHING       |             |           |           |            |          |                      |  |
|---------------|-------------|-----------|-----------|------------|----------|----------------------|--|
| YEAR          | G/GS        | ATT       | YD        | AVG        | TD       | LP/OPPONENT          |  |
| 2018          | 12/1        | 9         | 16        | 1.8        | 1        | 17/OSU               |  |
| 2019          | 14/1        | 9         | 27        | 3.0        | 1        | 6/Rice (TD)          |  |
| 2020          | 8/0         | 5         | 7         | 1.4        | 0        | 12/at TTU            |  |
| 2021          | 9/1         | 3         | 11        | 3.7        | 0        | 6/vs. BYU            |  |
| 2022          | 3/0         | 3         | 27        | 9.0        | 0        | 13/vs. Texas State   |  |
| <b>CAREER</b> | <b>46/3</b> | <b>29</b> | <b>88</b> | <b>3.0</b> | <b>2</b> | <b>17/OSU (2018)</b> |  |

| KICK RETURNS  |             |           |            |          |           |             |  |
|---------------|-------------|-----------|------------|----------|-----------|-------------|--|
| YEAR          | G/GS        | NO        | YD         | TD       | LONG      | AVG/R       |  |
| 2018          | 12/1        | 21        | 380        | 0        | 41        | 18.1        |  |
| 2019          | 14/1        | 11        | 242        | 0        | 60        | 22.0        |  |
| 2020          | 8/0         | 7         | 137        | 0        | 29        | 19.6        |  |
| 2021          | 9/1         | 1         | 7          | 0        | 0         | 7.0         |  |
| 2022          | 3/0         | 1         | 10         | 0        | 0         | 10.0        |  |
| <b>CAREER</b> | <b>46/3</b> | <b>41</b> | <b>776</b> | <b>0</b> | <b>60</b> | <b>17.2</b> |  |

| ALL-PURPOSE   |             |           |            |          |            |             |             |
|---------------|-------------|-----------|------------|----------|------------|-------------|-------------|
| YEAR          | G/GS        | RUSH      | RCV        | PR       | KR         | TOTAL       | AVG/G       |
| 2018          | 12/1        | 16        | 126        | 0        | 380        | 522         | 43.5        |
| 2019          | 14/1        | 27        | 262        | 0        | 242        | 531         | 37.9        |
| 2020          | 8/0         | 7         | 181        | 0        | 137        | 325         | 40.6        |
| 2021          | 9/1         | 11        | 89         | 0        | 7          | 107         | 13.4        |
| 2022          | 3/0         | 27        | 49         | 0        | 10         | 86          | 36.0        |
| <b>CAREER</b> | <b>46/3</b> | <b>88</b> | <b>707</b> | <b>0</b> | <b>776</b> | <b>1571</b> | <b>34.2</b> |

### FLEEKS' CAREER BESTS

**RECEIVING**  
Receptions: 6, twice, last vs. K-State (11/28/20)  
Receiving Yards: 126 at OSU (10/19/19)  
Touchdowns: 1, 3x, last at WVU (10/3/20)  
Longest Reception: 64, at OSU (10/19/19)  
100-Yard Receiving Games: 1, at OSU (10/19/19)

**RUSHING**  
Attempts: 3, vs. Texas State (9/17/22)  
Yards: 27, vs. Texas State (9/17/22)  
Touchdowns: 1, 2x, at Rice (9/21/19), at West Virginia (10/25/18)  
Longest Rush: 17, vs. OSU (11/3/18)

# PLAYERS



**9**  
**TJ FRANKLIN**  
 DL • 6-5 • 265 • SR. • 3L  
 TEMPLE, TEXAS (TEMPLE HS)

- **LAST GAME (L, 36-25 vs. OSU):** Recorded 4 tackles (2 solo), including 1.0 TFL for 1-yd loss.
- Fourth-year senior DL with 12 starts in 37 career games played.
- Preseason All-Big 12 Third Team (Athlon)
- 2021 All-Big 12 Honorable Mention (DL)
- Recorded TFLs in seven of BU's 14 games last year.
- Posted four sacks and 28 tackles in 2021 with one forced fumble and one blocked kick.
- Compiled 23 total tackles, including 3.0 tackles-for-loss and 1.5 sacks in 2020
- Played in 11 games as a true freshman in 2019, collecting eight total tackles (six solo)
- Played at Temple HS and was rated a three-star recruit by 247Sports, the No. 78 defensive end nationally.
- Early spring enrollee in January 2019

### FRANKLIN CAREER STATISTICS

| DEFENSIVE     |              |           |           |           |                |               |            |          |          |            |
|---------------|--------------|-----------|-----------|-----------|----------------|---------------|------------|----------|----------|------------|
| YEAR          | G/GS         | UT        | AT        | TT        | TFL-YD         | QBS-YD        | FF/FR      | QBH      | INT      | YD         |
| 2019          | 11/0         | 6         | 2         | 8         | 1.5-5          | 1.0-4         | 0/0        | 0        | 0        | 0-0        |
| 2020          | 7/7          | 5         | 13        | 18        | 2.5-3          | 1.0-1         | 0/0        | 0        | 0        | 0-0        |
| 2021          | 14/1         | 14        | 14        | 28        | 6.0-29         | 4.0-26        | 1/0        | 3        | 0        | 0-0        |
| 2022          | 5/4          | 6         | 10        | 16        | 1.5-5          | 0.5-4         | 0/0        | 1        | 0        | 0-0        |
| <b>CAREER</b> | <b>37/12</b> | <b>31</b> | <b>39</b> | <b>70</b> | <b>12.0-45</b> | <b>7.0-38</b> | <b>1/0</b> | <b>4</b> | <b>0</b> | <b>0-0</b> |

### FRANKLIN'S CAREER BESTS

Tackles: 5, 3x, last vs. Texas State (9/17/22)  
 Solo Tackles: 3, 5x, last vs. Ole Miss (1/1/22)  
 Tackles-For-Loss: 1.5, vs. Kansas (9/26/20)  
 Sacks: 1.0, 5x, last vs. Oklahoma (11/13/21)  
 Forced Fumbles: 1.0, vs. BYU (10/16/21)  
 QB Hurries: 1, 3x, last vs. Texas (10/30/21)  
 Blocked Kicks: 1 (FG), at TCU (11/6/21)

### FRANKLIN'S GAME-BY-GAME DEFENSIVE STATS

| DATE    | OPPONENT       | UT | AT | TT | TFL-YDS | QBS-YDS |
|---------|----------------|----|----|----|---------|---------|
| 9/3/22  | UALBANY        | 0  | 0  | 0  | 0.0-0   | 0.0-0   |
| 9/10/22 | at BYU         | 1  | 2  | 3  | 0.0-0   | 0.0-0   |
| 9/17/22 | TEXAS STATE    | 2  | 3  | 5  | 0.5-4   | 0.5-4   |
| 9/24/22 | at Iowa State  | 1  | 3  | 4  | 0.0-0   | 0.0-0   |
| 10/1/22 | OKLAHOMA STATE | 2  | 2  | 4  | 1.0-1   | 0.0-0   |



**66**  
**JACOB GALL**  
 OL • 6-2 • 299 • 6SR. • 1L  
 CINCINNATI, OHIO (BUFFALO)

- **LAST GAME (L, 36-25 vs. OSU):** Started at C.
- Sixth-year senior transfer from Buffalo who started all 14 games at center for BU in 2021.
- Has played in 52 career games with 32 starts across multiple OL positions
- Preseason All-American, All-Big 12 selection and All-Texas pick
- Rimington Trophy and Outland Trophy Watch List
- 2021 FWAA All-America Second Team selection
- 2021 All-Big 12 Honorable Mention (OL, ONoY) - Coaches; All-Big 12 Second Team (C) - AP
- Helped the Baylor OL be named semifinalists for the Joe Moore Award (nation's top O-Line)
- Pro Football Focus graded him as the top left guard in all of Division I football (90.5) in 2020
- Started seven games at left guard for an offense that ranked second in the nation in rushing yards per game (287.4) and allowed only one sack on the year in 2020 at Buffalo

### GALL CAREER STATISTICS

| OFFENSIVE LINE |              |
|----------------|--------------|
| YEAR           | G/GS         |
| 2017           | DNP          |
| 2018           | 13/5         |
| 2019           | 13/1         |
| 2020           | 7/7          |
| 2021           | 14/14        |
| 2022           | 5/5          |
| <b>CAREER</b>  | <b>52/32</b> |



**76**  
**CONNOR GALVIN**  
 OL • 6-7 • 302 • 5SR. • 4L  
 KATY, TEXAS (KATY HS)

- **LAST GAME (L, 36-25 vs. OSU):** Started at LT.
- Fifth-year senior who has appeared in 50 career games with 42 starts, mostly at LT
- Preseason All-American, All-Big 12 selection and All-Texas pick.
- DCTF's Preseason Best Offensive Lineman in Texas
- Outland Trophy, Lombardi Award, Reese's Senior Bowl Watch Lists
- *The Athletic* All-America First Team; AP All-America Third Team selection in 2021
- 2021 Big 12 Offensive Lineman of the Year and All-Big 12 First Team (OL) - AP and Coaches
- Started all 14 games last season for the Bears at LT.
- Was a four-star recruit by ESPN, ranking No. 224 on the ESPN 300 and No. 30 overall recruit in Texas.

### GALVIN CAREER STATISTICS

| OFFENSIVE LINE |              |
|----------------|--------------|
| YEAR           | G/GS         |
| 2018           | 13/6         |
| 2019           | 10/9         |
| 2020           | 8/8          |
| 2021           | 14/14        |
| 2022           | 5/5          |
| <b>CAREER</b>  | <b>50/42</b> |

# PLAYERS



**95**

**GABE HALL**

**DL • 6-6 • 296 • JR. • 2L  
WALLER, TEXAS (WALLER HS)**

- **LAST GAME (L, 36-25 vs. OSU):** Recorded 3 tackles (1 solo) and a QB hurry.
- Fourth-year junior who stepped into starter's role in latter stages of 2021 campaign
- Preseason All-Big 12 selection by multiple outlets
- Named to Bruce Feldman's 2022 "Freaks List"
- Finished second on the team last year with six sacks
- Also recorded 7.0 TFL and 17 total tackles in sophomore season
- Career day at K-State (11/20/21) with three sacks, first BU player since James Lynch in 2019 with three in a single game.
- Sack vs. Iowa State on Sept. 25, 2021 was first of his career.
- Made two solo tackles in 2020 opener vs. Kansas.
- Appeared in eight games as a true freshman, recording three total tackles including 0.5 TFL
- Three-star recruit rated No. 53 player in Texas and No. 31 DT in the country by ESPN

**HALL CAREER STATISTICS**


| DEFENSIVE     |              |           |           |           |               |               |            |          |            |  |
|---------------|--------------|-----------|-----------|-----------|---------------|---------------|------------|----------|------------|--|
| YEAR          | G/GS         | UT        | AT        | TT        | TFL-YD        | QBS-YD        | FF/FR      | QBH      | INT-YD     |  |
| 2019          | 8/0          | 1         | 2         | 3         | 0.5-1         | 0.0-0         | 0/0        | 2        | 0-0        |  |
| 2020          | 1/0          | 2         | 0         | 0         | 0.0-0         | 0.0-0         | 0/0        | 0        | 0-0        |  |
| 2021          | 13/8         | 12        | 6         | 18        | 7.0-24        | 6.0-23        | 1/0        | 2        | 0-0        |  |
| 2022          | 5/4          | 2         | 9         | 11        | 1.0-3         | 0.5-2         | 0/0        | 1        | 0-0        |  |
| <b>CAREER</b> | <b>27/12</b> | <b>17</b> | <b>17</b> | <b>34</b> | <b>8.5-28</b> | <b>6.5-25</b> | <b>1/0</b> | <b>5</b> | <b>0-0</b> |  |

**HALL'S CAREER BESTS**

Tackles: 4, at K-State (11/20/21)  
 Solo Tackles: 4, at K-State (11/20/21)  
 Tackles-For-Loss: 3.0, at K-State (11/20/21)  
 Sacks: 3.0, at K-State (11/20/21)  
 Blocked Kicks: 1, vs. SFA (8/31/19)  
 QB Hurries: 2, vs. Iowa State (9/28/19)  
 Forced Fumbles: 1, at TCU (11/6/21)

**HALL'S GAME-BY-GAME DEFENSIVE STATS**

| DATE    | OPPONENT       | UT | AT | TT | TFL-YDS | QBS-YDS |
|---------|----------------|----|----|----|---------|---------|
| 9/3/22  | UALBANY        | 0  | 2  | 2  | 0.5-2   | 0.5-2   |
| 9/10/22 | at BYU         | 1  | 2  | 3  | 0.0-0   | 0.0-0   |
| 9/17/22 | TEXAS STATE    | 0  | 1  | 1  | 0.0-0   | 0.0-0   |
| 9/24/22 | at Iowa State  | 0  | 2  | 2  | 0.5-1   | 0.0-0   |
| 10/1/22 | OKLAHOMA STATE | 1  | 2  | 3  | 0.0-0   | 0.0-0   |



**98**

**ISAIAH HANKINS**

**K • 6-0 • 189 • SO. • 1L  
LITTLE ROCK, ARK. (LITTLE ROCK CHRISTIAN)**

- **LAST GAME (L, 36-25 vs. OSU):** Did not play.
- True sophomore kicker who was named a Preseason All-Big 12 Fourth Team by two outlets.
- 65-of-66 on PAT's in his career; only miss came at BYU (9/10/22)
- 12-of-16 inside 50 yards in 2021.
- Notched career-long 48-yarder at Kansas on Sept. 18.
- Drilled 9-of-9 PAT's in Sept. 11 win over Texas Southern (66-7 in Waco).
- Made collegiate debut at Texas State on Sept. 4.
- Was 14-of-15 on field goals as a HS senior; totaled 106 points kicking
- Set new school record for most points kicking in a season with 113 as HS junior
- Two-time All-State selection; also an all-state soccer player
- Majoring in physical education

**HANKINS CAREER STATISTICS**

| PLACE-KICKING |           |              |             |              |             |           |
|---------------|-----------|--------------|-------------|--------------|-------------|-----------|
| YEAR          | G         | PAT-A        | PCT         | FG-A         | PCT         | TP        |
| 2021          | 14        | 57-57        | 1.000       | 14-20        | 70.0        | 99        |
| 2022          | 2         | 8-9          | 88.9        | 0-1          | 0.0         | 8         |
| <b>CAREER</b> | <b>16</b> | <b>65-66</b> | <b>98.4</b> | <b>14-21</b> | <b>66.7</b> | <b>17</b> |

**HANKINS' CAREER BESTS**

Longest FG: 48 yards, at Kansas (9/18/21)  
 Most FGs: 2, 4x, last vs Texas Tech (11/27/21)  
 Most PATs: 9, vs. Texas Southern (9/11/21)  
 Most Points: 12, vs. Texas Southern (9/11/21)

**HANKINS' GAME-BY-GAME KICKING STATS**

**2022 Field Goal Sequence - Made, (Missed)**

|                |      |
|----------------|------|
| UALBANY        | n/a  |
| at BYU         | (43) |
| TEXAS STATE    | n/a  |
| at Iowa State  | n/a  |
| OKLAHOMA STATE | n/a  |



**6**

**GAVIN HOLMES**

**WR • 5-11 • 200 • 6SR. • 2L  
JUSTIN, TEXAS (NORTHWEST HS)**

- **LAST GAME (L, 36-25 vs. OSU):** 2 catches for 23 yards.
- Sixth-year wideout who has played in 24 career games after missing majority of three full seasons due to knee injuries.
- Tore ACL in same knee -- twice.
- Caught 38-yard TD pass on a flea flicker from Blake Shapen at Iowa State (9/24/22) as part of career-high 92-yard receiving game.
- Scored first receiving TD since 2020 in win vs. Texas State (9/17/22).
- Ran back a 72-yard punt return for TD in season opener vs. UAlbany (9/3/22), Baylor's first since 2019 and 11th-longest in program history.
- Did not play in 2021 after recovering from foot injury.
- Started all nine games in 2020 and finished second on the team in receptions (33) and third in yards (244), while scoring one touchdown.
- Missed all but one game of 2018-2019 seasons while recovering from knee injuries.
- Played in nine games with four starts as a true freshman in 2017.
- All-State receiver out of Northwest HS in Justin, Texas; three-time All-District honoree

**HOLMES CAREER STATISTICS**

| RECEIVING     |              |           |            |             |          |                       |  |
|---------------|--------------|-----------|------------|-------------|----------|-----------------------|--|
| YEAR          | G/GS         | REC       | YD         | AVG         | TD       | LP/OPPONENT           |  |
| 2017          | 9/4          | 13        | 166        | 12.8        | 2        | 56/WVU                |  |
| 2018          | 1/0          | 0         | 0          | 0           | 0        | 0/0                   |  |
| 2019          | 0/0          | 0         | 0          | 0           | 0        | 0/0                   |  |
| 2020          | 9/9          | 33        | 244        | 7.4         | 1        | 25/at TTU             |  |
| 2021          | DID NOT PLAY |           |            |             |          |                       |  |
| 2022          | 5/2          | 9         | 180        | 20.0        | 2        | 38/at Iowa State (TD) |  |
| <b>CAREER</b> | <b>24/15</b> | <b>55</b> | <b>590</b> | <b>10.7</b> | <b>5</b> | <b>56/WVU</b>         |  |

**RUSHING**

| YEAR          | G/GS         | ATT      | YD       | AVG        | TD       | LP/OPPONENT            |
|---------------|--------------|----------|----------|------------|----------|------------------------|
| 2017          | 9/4          | 1        | 4        | 4.0        | 1        | 4/at Kansas (TD)       |
| 2018          | 1/0          | 0        | 0        | 0          | 0        | 0/0                    |
| 2019          | 0/0          | 0        | 0        | 0          | 0        | 0/0                    |
| 2020          | 9/9          | 1        | -3       | -3.0       | 0        | 0/0                    |
| 2021          | DID NOT PLAY |          |          |            |          |                        |
| 2022          | 5/2          | 0        | 0        | 0.0        | 0        | 0/0                    |
| <b>CAREER</b> | <b>24/15</b> | <b>2</b> | <b>1</b> | <b>0.5</b> | <b>1</b> | <b>4/Kansas (2017)</b> |

# PLAYERS

## PUNT RETURN

| YEAR          | G/GS         | NO       | YD         | AVG         | TD       | LP/OPPONENT            |
|---------------|--------------|----------|------------|-------------|----------|------------------------|
| 2017          | 9/4          | 0        | 0          | 0           | 0        | 0/-                    |
| 2018          | 1/0          | 0        | 0          | 0           | 0        | 0/-                    |
| 2019          | 0/0          | 0        | 0          | 0           | 0        | 0/-                    |
| 2020          | 9/9          | 2        | 14         | 7.0         | 0        | 11/at TTU              |
| 2021          | DID NOT PLAY |          |            |             |          |                        |
| 2022          | 5/2          | 7        | 114        | 16.3        | 1        | 72/ vs. UAlbany        |
| <b>CAREER</b> | <b>24/15</b> | <b>9</b> | <b>128</b> | <b>14.2</b> | <b>1</b> | <b>72/ vs. UAlbany</b> |

## HOLMES' CAREER BESTS

### RECEIVING

Receptions: 9, at Texas (10/24/20)  
 Receiving Yards: 92, at Iowa State (9/24/22)  
 Touchdowns: 1, 5x, last at Iowa State (9/24/22)  
 Longest Reception: 56 vs. West Virginia (10/21/17)

## HOLMES' GAME-BY-GAME RECEIVING STATS

| DATE    | OPPONENT       | REC | YDS | AVG  | TD | TD YDS |
|---------|----------------|-----|-----|------|----|--------|
| 9/3/22  | UALBANY        | 0   | 0   | 0.0  | 0  | --     |
| 9/10/22 | at BYU         | 1   | 19  | 19.9 | 0  | --     |
| 9/17/22 | TEXAS STATE    | 3   | 46  | 15.3 | 1  | 28     |
| 9/24/22 | at Iowa State  | 3   | 92  | 30.7 | 1  | 38     |
| 10/1/22 | OKLAHOMA STATE | 2   | 23  | 11.5 | 0  | --     |



# 62

## SIAKI "APU" IKA

DL • 6-4 • 358 • JR. • 1L  
 SALT LAKE CITY, UTAH (LSU)

- **PRONUNCIATION:** SIAKI "APU" IKA - See-AH-key AH-poo EE-kuh
- **LAST GAME (L, 36-25 vs. OSU):** Recorded 4 tackles (2 solo).
- Fourth-year junior DL in his second year at Baylor after previously transferring from LSU
- Preseason All-American, All-Big 12 selection, All-Texas pick and Best Defensive Lineman in Texas, according to DCTF.
- Bronko Nagurski Trophy, Outland Trophy, Bednarik Award Watch Lists
- 2021 Big 12 Defensive Newcomer of the Year, All-Big 12 First Team (DT) - AP, All-Big 12 Second Team (DL) and Honorable Mention Defensive Lineman of the Year - Coaches
- Notched career-best 2-sack performance vs. WVU on Oct. 9, 2021
- Assisted on a sack at OSU on Oct. 2, 2021, his first as a Bear, as part of career-high four-tackle game.
- Named to Polynesian Player of the Year Watch List
- Played in four games in 2020 before entering transfer portal
- Played under Dave Aranda at LSU in freshman 2019 season when Aranda was the defensive coordinator
- Four-star prospect by Rivals, ESPN and 247Sports, ranking as the No. 243 overall recruit in ESPN's Top 300
- No. 1 overall recruit in the state of Utah, according to 247Sports composite rankings

## IKA CAREER STATISTICS

### DEFENSIVE

| YEAR          | G/GS         | UT        | AT        | TT        | TFL-YD        | QBS-YD        | FF/FR      | QBH      | INT-YD     |
|---------------|--------------|-----------|-----------|-----------|---------------|---------------|------------|----------|------------|
| 2019          | 13/0         | 6         | 11        | 17        | 1.5-3         | 0-0           | 0/0        | 0        | 0-0        |
| 2020          | 4/1          | 3         | 2         | 5         | 1.0-5         | 1.0-5         | 0/0        | 0        | 0-0        |
| 2021          | 13/12        | 18        | 7         | 25        | 6.5-36        | 4.5-30        | 0/0        | 4        | 0-0        |
| 2022          | 5/5          | 3         | 8         | 11        | 0.0-0         | 0.0-0         | 0/0        | 1        | 0-0        |
| <b>CAREER</b> | <b>35/18</b> | <b>26</b> | <b>26</b> | <b>52</b> | <b>9.0-44</b> | <b>5.5-35</b> | <b>0/0</b> | <b>5</b> | <b>0-0</b> |

## IKA'S CAREER BESTS

Tackles: 6, vs. Ole Miss (1/1/22)  
 Solo Tackles: 4, vs. Ole Miss (1/1/22)  
 Tackles-For-Loss: 2.5, vs. Oklahoma State (12/4/21)  
 Sacks: 2.0, vs. West Virginia (10/9/21)  
 QB Hurries: 2, vs. Oklahoma (11/13/21)  
 Pass Breakups: 2, vs. Texas State (9/17/22)

## IKA'S GAME-BY-GAME DEFENSIVE STATS

| DATE    | OPPONENT       | UT | AT | TT | TFL-YDS | QBS-YDS |
|---------|----------------|----|----|----|---------|---------|
| 9/3/22  | UALBANY        | 0  | 2  | 2  | 0.0-0   | 0.0-0   |
| 9/10/22 | at BYU         | 1  | 1  | 2  | 0.0-0   | 0.0-0   |
| 9/17/22 | TEXAS STATE    | 0  | 0  | 0  | 0.0-0   | 0.0-0   |
| 9/24/22 | at Iowa State  | 0  | 2  | 2  | 0.0-0   | 0.0-0   |
| 10/1/22 | OKLAHOMA STATE | 2  | 2  | 4  | 0.0-0   | 0.0-0   |



# 7

## BRYSON JACKSON

LB • 6-2 • 204 • 6SR. • 3L  
 MANSFIELD, TEXAS (LAKE RIDGE HS)

- **LAST GAME (L, 36-25 vs. OSU):** Recorded one assisted tackle.
- Sixth-year senior linebacker who has appeared in 40 career games for the Bears.
- Plays primarily on passing downs to utilize pass rushing skills.
- Big 12 Co-Defensive Player of the Week (Sept. 26) following performance at Iowa State.
- Tied career-best with two sacks at Iowa State (Sept. 24) and four total tackles.
- Recovered his own forced fumble in 2022 season opener vs. UAlbany, both career-firsts.
- Played in all 14 games in 2021 and set career highs with 15 tackles, 5.0 TFL and 3.5 sacks.
- Notched two sacks in 2022 Sugar Bowl vs. Ole Miss
- Recorded first-career sack vs. Texas Southern on Sept. 11, 2021.
- Redshirted in 2017 and did not appear in a game in 2018.
- Two-time all-district linebacker at Lake Ridge HS in Mansfield, Texas
- Rated as the nation's 60th-best OLB prospect in 2017 class by Rivals.

## JACKSON CAREER STATISTICS

### DEFENSIVE

| YEAR          | G/GS        | UT        | AT        | TT        | TFL-YD        | QBS-YD        | FF/FR      | PBU      | INT-YD     |
|---------------|-------------|-----------|-----------|-----------|---------------|---------------|------------|----------|------------|
| 2019          | 13/0        | 3         | 4         | 7         | 0.0-0         | 0.0-0         | 0/0        | 0        | 0-0        |
| 2020          | 8/0         | 3         | 1         | 4         | 0.0-0         | 0.0-0         | 0/0        | 0        | 0-0        |
| 2021          | 14/0        | 11        | 4         | 15        | 5.0-38        | 3.5-26        | 0/0        | 6        | 0-0        |
| 2022          | 5/0         | 7         | 2         | 9         | 3.0-10        | 2.0-7         | 1/1        | 0        | 0-0        |
| <b>CAREER</b> | <b>40/0</b> | <b>24</b> | <b>11</b> | <b>35</b> | <b>8.0-48</b> | <b>5.5-33</b> | <b>1/1</b> | <b>6</b> | <b>0-0</b> |

## JACKSON'S CAREER BESTS

Tackles: 4, 2x, last at Iowa State (9/24/22)  
 Solo Tackles: 4, 2x, last at Iowa State (9/24/22)  
 Tackles-For-Loss: 2.0, 2x, last at Iowa State (9/24/22)  
 Sacks: 2.0, 2x, last at Iowa State (9/24/22)  
 Forced Fumbles: 1, vs. UAlbany (9/3/22)  
 Fumble Recoveries: 1, vs. UAlbany (9/3/22)

## JACKSON'S GAME-BY-GAME DEFENSIVE STATS

| DATE    | OPPONENT       | UT | AT | TT | TFL-YDS | QBS-YDS |
|---------|----------------|----|----|----|---------|---------|
| 9/3/22  | UALBANY        | 1  | 1  | 2  | 0.0-0   | 0.0-0   |
| 9/10/22 | at BYU         | 1  | 0  | 1  | 0.0-0   | 0.0-0   |
| 9/17/22 | TEXAS STATE    | 1  | 0  | 1  | 1.0-3   | 0.0-0   |
| 9/24/22 | at Iowa State  | 4  | 0  | 4  | 2.0-7   | 2.0-7   |
| 10/1/22 | OKLAHOMA STATE | 0  | 1  | 1  | 0.0-0   | 0.0-0   |

# PLAYERS



72

## MOSE JEFFERY

OL • 6-4 • 321 • 5SR. • 2L  
LONGVIEW, TEXAS (KILGORE COLLEGE)

- **LAST GAME (L, 36-25 vs. OSU):** Appeared as substitute offensive lineman.
- Fifth-year senior entering his third season with the Bears after previously transferring from Kilgore College.
- Made third-career start and first of 2022 at Iowa State in place of injured Grant Miller.
- Appeared in all 12 games last season off the bench for the Bears.
- Played in four games in 2020, including two starts
- Earned the start at right guard in season opener vs. KU; started at left guard in 2020 season finale vs OSU
- Graded at 85 percent with 54 knockdowns following sophomore season at Killgore
- Rated the No. 8 junior college prospect in Texas and No. 143 nationally according to 247 Sports' JC Top 247

### JEFFERY CAREER STATISTICS

OFFENSIVE LINE (at Baylor)

| YEAR          | G/GS        |
|---------------|-------------|
| 2020          | 4/2         |
| 2021          | 12/0        |
| 2022          | 5/1         |
| <b>CAREER</b> | <b>21/3</b> |



11

## LORANDO JOHNSON

CB • 6-0 • 193 • SO. • 1L  
LANCASTER, TEXAS (HS)

- **LAST GAME (L, 36-25 vs. OSU):** Recorded two tackles (1 solo), 0.5 TFL, and 2 pass breakups.
- Nickname is "Snaxx"
- Forced a fumble on a hustle play at the goal line at Iowa State (Sept. 24).
- Played in eight games with one start, the 2022 Sugar Bowl, last season.
- Missed six games due to injury after appearing in first two games and returning for TCU game (Nov. 6).
- Recorded first-career tackle at TCU (Nov. 6)
- Notched first-career TFL on a half-sack vs. Texas Tech (Nov. 27)
- Had a solo tackle against Ole Miss in Sugar Bowl (Jan. 1)
- Prepped at Lancaster HS, leading team to an 11-3 record as a senior in 2019
- Top-ranked cornerback in the DFW area
- Four-star prospect according to ESPN; the No. 252 ranked recruit in the nation and No. 41 in Texas
- Picked Baylor over 24 different schools, including Alabama, LSU, Texas A&M, TCU and Texas Tech.

### L. JOHNSON CAREER STATISTICS

DEFENSIVE

| YEAR          | G/GS        | UT       | AT       | TT        | TFL-YD       | QBS-YD       | FF/FR      | PBU      | INT-YD     |
|---------------|-------------|----------|----------|-----------|--------------|--------------|------------|----------|------------|
| 2021          | 8/0         | 2        | 2        | 4         | 0.5-3        | 0.5-3        | 0/0        | 0        | 0-0        |
| 2022          | 5/5         | 6        | 1        | 7         | 1.5-4        | 0.0-0        | 1/0        | 2        | 0-0        |
| <b>CAREER</b> | <b>13/5</b> | <b>8</b> | <b>3</b> | <b>11</b> | <b>2.0-7</b> | <b>0.5-3</b> | <b>1/0</b> | <b>2</b> | <b>0-0</b> |

### L. JOHNSON'S CAREER BESTS

Tackles: 2, 3x, last vs. Oklahoma State (10/1/22)  
Solo Tackles: 2, 2x, last at Iowa State (9/24/22)  
Tackles-For-Loss: 1.0, at Iowa State (9/24/22)  
Forced Fumbles: 1, at Iowa State (9/24/22)  
Pass Breakups: 2, vs. Oklahoma State (10/1/22)

### L. JOHNSON'S GAME-BY-GAME DEFENSIVE STATS

| DATE    | OPPONENT       | UT | AT | TT | PD | INT-YDS |
|---------|----------------|----|----|----|----|---------|
| 9/3/22  | UALBANY        | 0  | 0  | 0  | 0  | 0-0     |
| 9/10/22 | at BYU         | 2  | 0  | 2  | 0  | 0-0     |
| 9/17/22 | TEXAS STATE    | 1  | 0  | 1  | 0  | 0-0     |
| 9/24/22 | at Iowa State  | 2  | 0  | 2  | 0  | 0-0     |
| 10/1/22 | OKLAHOMA STATE | 1  | 1  | 2  | 2  | 0-0     |



2

## MATT JONES

LB • 6-3 • 224 • JR. • 2L  
ODESSA, TEXAS (PERMIAN HS)

- **LAST GAME (L, 36-25 vs. OSU):** Recorded 6 total tackles (4 solo) and a QB hurry.
- Fourth-year junior who has appeared in 30 career games with 14 starts.
- Preseason All-Big 12 First Team (Phil Steele)
- Started nine games at LB for the Bears in 2021, recording 52 tackles after having a combined 16 tackles in previous two seasons.
- Tipped the pass on Al Walcott's 96-yd INT return in 2022 Sugar Bowl.
- Notched first-career interception in Big 12 Championship game vs. OSU (Dec. 4)
- Continued breakout season with massive career game at OSU on Oct. 2, collecting career-highs in total tackles (14), solo tackles (6), assisted tackles (8), TFL (2.0) and forcing first-career fumble.
- Redshirted in 2019 after appearing in three games, tallying five total tackles
- Three-star recruit by ESPN, the No. 62 player in Texas and No. 36 outside linebacker nationally

### M. JONES CAREER STATISTICS

DEFENSIVE

| YEAR          | G/GS         | UT        | AT        | TT        | TFL-YD         | QBS-YD        | FF/FR      | QBH      | INT-YD     |
|---------------|--------------|-----------|-----------|-----------|----------------|---------------|------------|----------|------------|
| 2019          | 3/0          | 2         | 3         | 5         | 0.5-2          | 0.5-2         | 0/0        | 0        | 0-0        |
| 2020          | 8/0          | 8         | 3         | 11        | 2.0-4          | 0.0-0         | 0/0        | 0        | 0-0        |
| 2021          | 14/9         | 27        | 24        | 50        | 7.5-31         | 2.0-12        | 3/0        | 5        | 1-0        |
| 2022          | 5/5          | 16        | 12        | 28        | 3.0-20         | 1.5-15        | 0/0        | 1        | 0-0        |
| <b>CAREER</b> | <b>30/14</b> | <b>53</b> | <b>42</b> | <b>94</b> | <b>13.0-57</b> | <b>4.0-29</b> | <b>3/0</b> | <b>6</b> | <b>1-0</b> |

### M. JONES' CAREER BESTS

Tackles: 14, at Oklahoma State (10/2/21)  
Solo Tackles: 6, at Oklahoma State (10/2/21)  
Tackles-For-Loss: 2.0, twice, last at Oklahoma State (10/2/21)  
Sacks: 1.0, 3x, last at BYU (9/10/22)  
QB Hurries: 1, 6x, last vs Oklahoma State (10/1/22)

### M. JONES' GAME-BY-GAME DEFENSIVE STATS

| DATE    | OPPONENT       | UT | AT | TT | TFL-YDS | QBS-YDS |
|---------|----------------|----|----|----|---------|---------|
| 9/3/22  | UALBANY        | 3  | 1  | 4  | 0.0-0   | 0.0-0   |
| 9/10/22 | at BYU         | 5  | 4  | 9  | 1.0-10  | 1.0-10  |
| 9/17/22 | TEXAS STATE    | 1  | 4  | 5  | 1.0-7   | 0.5-5   |
| 9/24/22 | at Iowa State  | 3  | 1  | 4  | 1.0-3   | 0.0-0   |
| 10/1/22 | OKLAHOMA STATE | 4  | 2  | 6  | 0.0-0   | 0.0-0   |



# PLAYERS



28

## QUALAN JONES

RB • 5-10 • 242 • JR. • 2L  
GRAND PRAIRIE, TEXAS (TRINITY CHRISTIAN)

- **PRONUNCIATION:** QUALAN Jones - KWAY-lun
- **LAST GAME (L, 36-25 vs. OSU):** 4 carries for 21 yards; 2 catches for 12 yards.
- Fourth-year junior who has played in 22 career games with two starts.
- Posted first-career two-TD game at BYU (9/10/22).
- Scored third-career TD in 2022 season opener vs. UAlbany on 27-yd rush.
- Appeared in six games on special teams last season without recording a stat.
- Saw action in seven games in 2020, including a career day at TTU on Nov. 14, 2020 with 86 rushing yards on 21 carries in first-career start.
- Tallied a career-high eight catches for 37 yards vs. OSU on Dec. 12, 2020.
- Redshirted after appearing in just four games as true freshman in 2019.
- Rushed for 1,251 yards and 18 TDs as a senior at Trinity Christian HS in Cedar Hill.
- Helped prep team to 2018 state title and perfect 14-0 season

### Q. JONES CAREER STATISTICS

#### RUSHING

| YEAR          | G/GS                     | ATT       | YD         | AVG        | TD       | LP/OPPONENT    |
|---------------|--------------------------|-----------|------------|------------|----------|----------------|
| 2019          | 4/0                      | 13        | 103        | 7.9        | 2        | 61/UTSA        |
| 2020          | 7/1                      | 34        | 124        | 3.6        | 0        | 15/at TTU      |
| 2021          | DID NOT RECORD ANY STATS |           |            |            |          |                |
| 2022          | 5/1                      | 29        | 162        | 5.6        | 3        | 27/vs. UAlbany |
| <b>CAREER</b> | <b>22/2</b>              | <b>76</b> | <b>389</b> | <b>5.1</b> | <b>5</b> | <b>61/UTSA</b> |

#### RECEIVING

| YEAR          | G/GS                     | REC       | YD        | AVG        | TD       | LP/OPPONENT               |
|---------------|--------------------------|-----------|-----------|------------|----------|---------------------------|
| 2019          | 4/0                      | 0         | 0         | 0.0        | 0        | --                        |
| 2020          | 7/1                      | 14        | 57        | 4.1        | 0        | 8/OSU                     |
| 2021          | DID NOT RECORD ANY STATS |           |           |            |          |                           |
| 2022          | 5/1                      | 7         | 40        | 5.6        | 0        | 13/vs. Okla. State        |
| <b>CAREER</b> | <b>22/2</b>              | <b>21</b> | <b>97</b> | <b>4.5</b> | <b>0</b> | <b>13/vs. Okla. State</b> |

### Q. JONES' CAREER BESTS

#### RUSHING

Attempts: 21 at Texas Tech (11/14/20)  
Yards: 86 at Texas Tech (11/14/20)  
Touchdowns: 2, at BYU (9/10/22)  
Longest Rush: 61 vs. UTSA (9/7/19)

#### RECEIVING

Receptions: 8 vs. Oklahoma State (12/12/20)  
Receiving Yards: 37 vs. Oklahoma State (12/12/20)  
Longest Reception: 13, vs. Oklahoma State (10/11/22)

### Q. JONES' GAME-BY-GAME RUSHING STATS

| DATE     | OPPONENT       | ATT | YDS | Avg. | TD | TD YDS |
|----------|----------------|-----|-----|------|----|--------|
| 9/3/22   | UALBANY        | 6   | 59  | 9.8  | 1  | 27     |
| 9/10/22  | at BYU         | 16  | 67  | 4.2  | 2  | 1, 7   |
| 9/17/22  | TEXAS STATE    | 1   | 5   | 5.0  | 0  | --     |
| 9/24/22  | at Iowa State  | 2   | 10  | 5.0  | 0  | --     |
| 10/11/22 | OKLAHOMA STATE | 4   | 21  | 5.3  | 0  | --     |

### Q. JONES' GAME-BY-GAME RECEIVING STATS

| DATE     | OPPONENT       | REC | YDS | AVG | TD | TD YDS |
|----------|----------------|-----|-----|-----|----|--------|
| 9/3/22   | UALBANY        | 1   | 3   | 3.0 | 0  | --     |
| 9/10/22  | at BYU         | 3   | 17  | 5.7 | 0  | --     |
| 9/17/22  | TEXAS STATE    | 0   | 0   | 0.0 | 0  | --     |
| 9/24/22  | at Iowa State  | 1   | 8   | 8.0 | 0  | --     |
| 10/11/22 | OKLAHOMA STATE | 2   | 12  | 6.0 | 0  | --     |



88

## SETH JONES

WR • 6-1 • 197 • SO. • SO  
PEARLAND, TEXAS (SHADOW CREEK HS)

- **LAST GAME (L, 36-25 vs. OSU):** Played, did not record a stat.
- Third-year sophomore who has played in eight career games.
- Racked up two catches in each of BU's first three games of 2022.
- Made first-career start in 2022 season opener vs. UAlbany.
- Hauled in first-career catches for 25 yards vs. UAlbany (9/3/22).
- Played in two games in 2021, vs. WVU and at TCU, but did not record a stat.
- Made collegiate debut on Dec. 12, 2020 vs. OSU, but did not record a stat.
- Totaled 38 receptions for 643 yards and nine TDs as a senior at Shadow Creek HS.
- Spent junior season at St. Pius X and sophomore year at Strake Jesuit.

### S. JONES CAREER STATISTICS

#### RECEIVING

| YEAR          | G/GS       | REC      | YD        | AVG         | TD       | LP/OPPONENT               |
|---------------|------------|----------|-----------|-------------|----------|---------------------------|
| 2020          | 1/0        | 0        | 0         | 0.0         | 0        | 0/0                       |
| 2021          | 2/0        | 0        | 0         | 0.0         | 0        | 0/0                       |
| 2022          | 5/4        | 7        | 73        | 10.4        | 0        | 18/vs. Texas State        |
| <b>CAREER</b> | <b>8/4</b> | <b>7</b> | <b>73</b> | <b>10.4</b> | <b>0</b> | <b>18/vs. Texas State</b> |

### S. JONES' CAREER BESTS

#### RECEIVING

Receptions: 2, 3x, last vs. Texas State (9/17/22)  
Receiving Yards: 28, vs. Texas State (9/17/22)  
Longest Reception: 18, vs. Texas State (9/17/22)

### S. JONES' GAME-BY-GAME RECEIVING STATS

| DATE     | OPPONENT       | REC | YDS | AVG  | TD | TD YDS |
|----------|----------------|-----|-----|------|----|--------|
| 9/3/22   | UALBANY        | 2   | 25  | 12.5 | 0  | --     |
| 9/10/22  | at BYU         | 2   | 16  | 8.0  | 0  | --     |
| 9/17/22  | TEXAS STATE    | 2   | 28  | 14.0 | 0  | --     |
| 9/24/22  | at Iowa State  | 1   | 4   | 4.0  | 0  | --     |
| 10/11/22 | OKLAHOMA STATE | 0   | 0   | 0.0  | 0  | --     |



20

## DEVIN LEMEAR

S • 5-11 • 183 • RFR • RS  
MANOR, TEXAS (HS)

- **LAST GAME (L, 36-25 vs. OSU):** Recorded 3 tackles (1 solo).
- Redshirt freshman who appeared in four games for the Bears last season.
- Has started all five games so far in 2022 at safety.
- Big hit which forced interception by Devin Neal at Iowa State (9/24/22)
- Made first-career start in 2022 season opener vs. UAlbany (9/3/22).
- Made collegiate debut against Texas Southern on Sept. 11, 2021 and tallied first two career tackles.
- Played but did not record a stat at Kansas (9/18), vs. Iowa State (9/25) and vs. Ole Miss (1/1).
- All-District honoree at Manor HS with 54 tackles and one INT in 2020
- Recorded 59 tackles and two INT's in junior season

### LEMEAR CAREER STATISTICS

#### DEFENSIVE

| YEAR          | G/GS       | UT       | AT       | TT        | TFL-YD       | QBS-YD       | FF/FR      | PBU      | INT-YD     |
|---------------|------------|----------|----------|-----------|--------------|--------------|------------|----------|------------|
| 2021          | 4/0        | 2        | 0        | 2         | 0.0-0        | 0.0-0        | 0/0        | 0        | 0-0        |
| 2022          | 5/5        | 4        | 7        | 11        | 1.0-1        | 0.0-0        | 0/0        | 1        | 0-0        |
| <b>CAREER</b> | <b>9/5</b> | <b>6</b> | <b>7</b> | <b>13</b> | <b>1.0-1</b> | <b>0.0-0</b> | <b>0/0</b> | <b>1</b> | <b>0-0</b> |


# PLAYERS

## LEMEAR'S CAREER BESTS

Tackles: 4, at Iowa State (9/24/22)  
 Solo Tackles: 2, vs. Texas Southern (9/11/21)  
 Tackles-For-Loss: 1.0, at BYU (9/10/22)  
 Pass Breakups: 1, at Iowa State (9/24/22)

## LEMEAR'S GAME-BY-GAME DEFENSIVE STATS

| DATE    | OPPONENT       | UT | AT | TT | PD | INT-YDS |
|---------|----------------|----|----|----|----|---------|
| 9/3/22  | UALBANY        | 0  | 0  | 0  | 0  | 0-0     |
| 9/10/22 | at BYU         | 1  | 0  | 1  | 0  | 0-0     |
| 9/17/22 | TEXAS STATE    | 2  | 1  | 3  | 0  | 0-0     |
| 9/24/22 | at Iowa State  | 0  | 4  | 4  | 1  | 0-0     |
| 10/1/22 | OKLAHOMA STATE | 1  | 2  | 3  | 0  | 0-0     |



96

## COLE MAXWELL

DL • 6-5 • 285 • 6SR • 2L  
 ALLEN, TEXAS (ALLEN HS)

- **LAST GAME (L, 36-25 vs. OSU):** Played, did not record a stat.
- Sixth-year senior DL with 16 career starts in 26 games played.
- 2021 All-Big 12 Honorable Mention (DL)
- 2021 Mayo Clinic Comeback Player of the Year Honorable Mention
- Posted breakout campaign in 2021 with 27 total tackles, 1.5 TFL/sacks and a forced fumble.
- Notched career-highs in total tackles (6), solo tackles (3) and sacks (0.5) at OSU on Oct. 2, 2021
- Has battled knee injuries throughout his collegiate career; appeared in two games in 2019 before suffering season-ending knee injury and missed entirety of 2018 campaign due to injury
- Redshirted as a true freshman in 2017
- All-state defensive lineman from Allen HS
- Rated as the nation's 96th-best DE prospect in 2017 recruiting class by ESPN.
- Also played baseball for Allen; was a star pitcher and first baseman

## MAXWELL CAREER STATISTICS

### DEFENSIVE

| YEAR          | G/GS         | UT        | AT        | TT        | TFL-YD       | QBS-YD       | FF/FR      | QBH      | INT-YD     |
|---------------|--------------|-----------|-----------|-----------|--------------|--------------|------------|----------|------------|
| 2019          | 2/0          | 1         | 0         | 1         | 0.0-0        | 0.0-0        | 0/0        | 0        | 0-0        |
| 2020          | 7/2          | 1         | 2         | 3         | 0.5-0        | 0.0-0        | 0/0        | 0        | 0-0        |
| 2021          | 14/13        | 18        | 9         | 27        | 1.5-7        | 1.5-7        | 1/0        | 2        | 0-0        |
| 2022          | 3/1          | 1         | 1         | 2         | 0.5-1        | 0.0-0        | 0/0        | 0        | 0-0        |
| <b>CAREER</b> | <b>26/16</b> | <b>21</b> | <b>12</b> | <b>33</b> | <b>2.5-8</b> | <b>1.5-7</b> | <b>1/0</b> | <b>2</b> | <b>0-0</b> |

## MAXWELL'S CAREER BESTS

Tackles: 6, at Oklahoma State (10/2/21)  
 Solo Tackles: 3, twice, last at Oklahoma State (10/2/21)  
 Tackles-For-Loss: 1.0, vs Ole Miss (1/1/22)  
 Sacks: 1.0, vs Ole Miss (1/1/22)  
 QB Hurries: 1, 2x, last vs. West Virginia (10/9/21)  
 Forced Fumble: 1, at Kansas (9/18/21)

## MAXWELL'S GAME-BY-GAME DEFENSIVE STATS

| DATE    | OPPONENT       | UT | AT | TT | TFL-YDS      | QBS-YDS |
|---------|----------------|----|----|----|--------------|---------|
| 9/3/22  | UALBANY        | 0  | 0  | 0  | 0.0-0        | 0.0-0   |
| 9/10/22 | at BYU         | 1  | 2  | 3  | 0.5-1        | 0.0-0   |
| 9/17/22 | TEXAS STATE    |    |    |    | DID NOT PLAY |         |
| 9/24/22 | at Iowa State  |    |    |    | DID NOT PLAY |         |
| 10/1/22 | OKLAHOMA STATE | 0  | 0  | 0  | 0.0-0        | 0.0-    |



95

## JOHN MAYERS

K • 5-11 • 189 • 5SR • 3L  
 FLOWER MOUND, TEXAS (MARCUS HS)

- **LAST GAME (L, 36-25 vs. OSU):** Made 34-yard FG in only attempt; perfect 2-of-2 PAT's.
- Fifth-year senior place kicker who is Baylor's all-time career leader in field goal percentage (77.8)
- No. 6 all-time at Baylor in PAT's made with 93 and attempts with 94.
- No. 9 all-time in career points for a kicker with 177.
- Re-took kicker job in Week 3 of 2022 season ahead of game vs. Texas State.
- Did not play in 2021 after losing position battle to Isaiah Hankins.
- Made all 22 of his PAT's in 2020 and was 10-for-15 in field goal attempts
- Earned All-Big 12 Honorable Mention status in 2020
- First Team Academic All-Big 12 in 2019
- Appeared in all 14 games in 2019, going 16-of-19 in FGA with a career-long 51-yarder at TCU on Nov. 9
- Accounted for 11 of BU's 29 points in the triple OT win at TCU, earning him Big 12 Special Teams Player of the Week honors in 2019.
- Was a three-time Big 12 Special Teams Player of the Week award winner in 2019
- Rated a five-star prospect by Chris Sailer Kicking

## MAYERS CAREER STATISTICS

### PLACE-KICKING

| YEAR          | G         | PAT-A        | PCT         | FG-A         | PCT         | TP           |
|---------------|-----------|--------------|-------------|--------------|-------------|--------------|
| 2018          | 1         | 3-3          | 1.000       | 0-0          | --          | 3            |
| 2019          | 14        | 53-53        | 1.000       | 16-19        | 84.2        | 101          |
| 2020          | 9         | 22-22        | 1.000       | 10-15        | 66.7        | 52           |
| 2021          |           |              |             |              |             | DID NOT PLAY |
| 2022          | 4         | 15-16        | 93.8        | 2-2          | 1.000       | 21           |
| <b>CAREER</b> | <b>28</b> | <b>93-94</b> | <b>98.9</b> | <b>28-36</b> | <b>77.8</b> | <b>177</b>   |

## MAYERS' CAREER BESTS

Longest FG: 51 yards, at TCU (11/9/19)  
 Most FGs: 3, 3x, last at Texas Tech (11/14/20)  
 Most PATs: 7, 2x, last at Kansas (11/30/19)  
 Most Points: 13, at Kansas (11/30/19)

## MAYERS' GAME-BY-GAME KICKING STATS

### 2022 Field Goal Sequence - Made, (Missed)

|                |     |
|----------------|-----|
| UALBANY        | n/a |
| at BYU         | n/a |
| TEXAS STATE    | n/a |
| at Iowa State  | 24  |
| OKLAHOMA STATE | 34  |

# PLAYERS



**65**

## MICAH MAZZCCUA

OL • 6-5 • 331 • SO. • 1L  
PHILADELPHIA, PA. (ST. FRANCES ACADEMY)

- **PRONUNCIATION:** Micah MAZZCCUA - Muh-ZOO-cuh
- **LAST GAME (L, 36-25 vs. OSU):** Started at LG.
- Redshirt sophomore entering his third season with the Bears.
- Has started all five games so far in 2022 at left guard.
- Made first-career start in 2022 season opener vs. UAlbany (9/3/22)
- Played in nine games in 2021.
- Did not see action in 2020.
- Prepped at St. Francis Academy in Baltimore, Maryland, helping team to 11-1 record in 2019 playing against a national schedule.
- Under Armour All-America Game selection
- Consensus three-star prospect; 247 Sports' No. 24 player in Maryland, No. 17 according to Rivals.

### MAZZCCUA CAREER STATISTICS

| OFFENSIVE LINE |             |
|----------------|-------------|
| YEAR           | G/GS        |
| 2020           | 0/0         |
| 2021           | 9/0         |
| 2022           | 5/5         |
| <b>CAREER</b>  | <b>14/5</b> |



**19**

## AJ McCARTY

CB • 5-11 • 180 • SO. • 1L  
BROWNWOOD, TEXAS (BROWNWOOD HS)

- **LAST GAME (L, 36-25 vs. OSU):** Played, did not record a stat.
- Third-year sophomore who has played in 21 career games in his first two seasons.
- Appeared in 13 games in 2021 for Baylor.
- Clocked fastest GPS time since at least 2015 by hitting 22.8 mph during fall camp.
- Recovered a muffed punt at Kansas State (Nov. 20).
- Made first career tackle in 2020 season finale against Oklahoma State.
- Played WR and CB at Brownwood HS, helping team to 11-2 record and reached the third round of playoffs in 2019.
- Ranked the No. 100 athlete in Texas per 247 Sports; No. 127 according to ESPN
- Four sport athlete who earned all-district honors in football, basketball and baseball, also won 4A 2019 state triple jump title with mark of 47-6

### McCARTY CAREER STATISTICS


| DEFENSIVE     |             |           |          |           |              |              |            |          |            |  |
|---------------|-------------|-----------|----------|-----------|--------------|--------------|------------|----------|------------|--|
| YEAR          | G/GS        | UT        | AT       | TT        | TFL-YD       | QBS-YD       | FF/FR      | PBU      | INT-YD     |  |
| 2020          | 3/0         | 0         | 1        | 1         | 0.0-0        | 0.0-0        | 0/0        | 0        | 0-0        |  |
| 2021          | 13/0        | 3         | 0        | 3         | 0.0-0        | 0.0-0        | 0/1        | 1        | 0-0        |  |
| 2022          | 5/0         | 15        | 5        | 20        | 0.0-0        | 0.0-0        | 0/0        | 1        | 0-0        |  |
| <b>CAREER</b> | <b>21/0</b> | <b>18</b> | <b>6</b> | <b>24</b> | <b>0.0-0</b> | <b>0.0-0</b> | <b>0/1</b> | <b>2</b> | <b>0-0</b> |  |

### McCARTY'S CAREER BESTS

Tackles: 9, at Iowa State (9/24/22)  
Solo Tackles: 7, at Iowa State (9/24/22)  
Fumble Recoveries: 1, at Kansas State (11/20/21)  
Pass Breakups: 1, 2x, last vs. UAlbany (9/3/22)

### McCARTY'S GAME-BY-GAME DEFENSIVE STATS

| DATE    | OPPONENT       | UT | AT | TT | PD | INT-YDS |
|---------|----------------|----|----|----|----|---------|
| 9/3/22  | UALBANY        | 2  | 0  | 2  | 1  | 0-0     |
| 9/10/22 | at BYU         | 1  | 1  | 2  | 0  | 0-0     |
| 9/17/22 | TEXAS STATE    | 5  | 2  | 7  | 0  | 0-0     |
| 9/24/22 | at Iowa State  | 7  | 2  | 9  | 0  | 0-0     |
| 10/1/22 | OKLAHOMA STATE | 0  | 0  | 0  | 0  | 0-0     |



**22**

## TAYE McWILLIAMS

RB • 6-1 • 213 • JR. • 2L  
RICHMOND, TEXAS (LAMAR CONSOLIDATED HS)

- **LAST GAME (L, 36-25 vs. OSU):** Did not play.
- Made first-career start vs. UAlbany in 2022 season opener (9/3/22).
- Preseason All-Big 12 Third Team (Athlon)
- Played in 10 games last season, rushing for 181 yards on 17 carries.
- Scored in back-to-back games last season: (Sept. 11 vs. TSU, Sept. 18 at KU).
- His 14-yard touchdown vs. Texas Southern on Sept. 11, 2021 was his first-career rushing TD
- Played in five games without a start in 2020, tallying 68 rushing yards on 13 carries
- Two-time all-district honoree at Lamar Consolidated HS
- Earned four-star rating from 247 Sports and ESPN; ranked No. 40 recruit in Texas and No. 25 running back in the nation according to 247 Sports
- Also ran track in high school
- Environmental studies and natural resource management major

### McWILLIAMS CAREER STATISTICS

| RUSHING       |             |           |            |            |          |                       |
|---------------|-------------|-----------|------------|------------|----------|-----------------------|
| YEAR          | G/GS        | ATT       | YD         | AVG        | TD       | LP/OPPONENT           |
| 2020          | 5/0         | 13        | 68         | 5.2        | 0        | 17/vs. Oklahoma State |
| 2021          | 10/0        | 17        | 181        | 10.6       | 2        | 44/vs. TSU            |
| 2022          | 2/2         | 18        | 67         | 3.7        | 0        | 9/vs. UAlbany         |
| <b>CAREER</b> | <b>17/2</b> | <b>48</b> | <b>316</b> | <b>6.6</b> | <b>2</b> | <b>44/vs. TSU</b>     |


### McWILLIAMS' GAME-BY-GAME RUSHING STATS

| DATE    | OPPONENT       | ATT | YDS | Avg. | TD | TD YDS       |
|---------|----------------|-----|-----|------|----|--------------|
| 9/3/22  | UALBANY        | 12  | 45  | 3.8  | 0  | --           |
| 9/10/22 | at BYU         | 6   | 22  | 3.7  | 0  | --           |
| 9/17/22 | TEXAS STATE    |     |     |      |    | DID NOT PLAY |
| 9/24/22 | at Iowa State  |     |     |      |    | DID NOT PLAY |
| 10/1/22 | OKLAHOMA STATE |     |     |      |    | DID NOT PLAY |

### McWILLIAMS' CAREER BESTS

**RUSHING**  
Attempts: 12, vs. UAlbany (9/3/22)  
Yards: 102, vs. Texas Southern (9/11/21)  
Touchdowns: 1, twice, last at Kansas (9/18/21)  
Longest Rush: 44, vs. Texas Southern (9/11/21)  
100-Yard Games: Season (1); Career (1) (Last vs. Texas Southern (9/11/21))

# PLAYERS



**63**

## GRANT MILLER

OL • 6-4 • 312 • 6SR. • 1L  
FT. LAUDERDALE, FLA. (VANDERBILT)

- **LAST GAME (L, 36-25 vs. OSU):** Started at RG.
- Sixth-year senior entering second season with the Bears after transferring from Vanderbilt.
- Has played in 49 career games with 34 starts on the O-Line
- Preseason All-Big 12 selection
- Started all 14 games in 2021 for the Bears at RG.
- Prior to 2021, 14 of 16 career starts were at center; made other two starts in 2019 at RG.
- Consensus three-star prospect out of high school, registering 28 knockdown blocks, 11 pancake blocks and allowed just one sack as a senior in 2016.
- Son of Fred Miller, a four-year letterman at Baylor from 1992-95 and three-time All-Southwest Conference honoree. Also a fifth-round draft pick in 1996 by St. Louis Rams; started for more than a decade as an offensive tackle in the NFL.
- Grant earned undergraduate degree in human and organizational development from Vanderbilt; currently working towards master's degree in sport pedagogy.

### G. MILLER CAREER STATISTICS

#### OFFENSIVE LINE

| YEAR          | G/GS           |
|---------------|----------------|
| 2017          | DNP - Redshirt |
| 2018          | 12/0           |
| 2019          | 10/7           |
| 2020          | 9/9            |
| 2021          | 14/14          |
| 2022          | 4/4            |
| <b>CAREER</b> | <b>49/34</b>   |



**3**

## MARK MILTON

CB • 6-2 • 191 • 5SR. • 3L  
HOUSTON, TEXAS (CLEAR BROOK HS)

- **LAST GAME (L, 36-25 vs. OSU):** Recorded 4 total tackles (3 solo).
- Fifth-year senior defensive back who has played in 44 career games with 10 starts.
- Nickname is "MJ"
- Played in all 14 games with two starts for BU in 2021.
- Notched career-high 27 tackles last season.
- Recorded career-high six tackles vs. OSU in 2021 Big 12 Championship game (Dec. 4).
- Three-star recruit, rated No. 114 player in Texas and No. 72 athlete nationally.
- Majoring in communications.

### MILTON CAREER STATISTICS

#### DEFENSIVE

| YEAR          | G/GS         | UT        | AT        | TT        | TFL-YD       | QBS-YD       | FF/FR      | PBU      | INT-YD     |
|---------------|--------------|-----------|-----------|-----------|--------------|--------------|------------|----------|------------|
| 2018          | 3/0          | 0         | 0         | 0         | 0.0-0        | 0.0-0        | 0/0        | 0        | 0-0        |
| 2019          | 14/0         | 5         | 2         | 7         | 0.0-0        | 0.0-0        | 1/0        | 1        | 0-0        |
| 2020          | 8/3          | 10        | 7         | 17        | 1.5-1        | 0.0-0        | 0/0        | 2        | 0-0        |
| 2021          | 14/2         | 21        | 6         | 27        | 0.0-0        | 0.0-0        | 0/1        | 2        | 0-0        |
| 2022          | 5/5          | 10        | 2         | 12        | 0.0-0        | 0.0-0        | 0/0        | 0        | 0-0        |
| <b>CAREER</b> | <b>44/10</b> | <b>46</b> | <b>17</b> | <b>63</b> | <b>1.5-1</b> | <b>0.0-0</b> | <b>1/1</b> | <b>5</b> | <b>0-0</b> |

#### MILTON'S CAREER BESTS

- Tackles: 6, vs. Oklahoma State (12/4/21)
- Solo Tackles: 6, vs. Oklahoma State (12/4/21)
- Tackles-For-Loss: 1.0, at Texas (10/24/20)
- Forced Fumbles: 1, vs. Oklahoma (11/16)
- Fumble Recoveries: 1, vs. Texas Tech (11/27/21)
- Pass Breakups: 1, 4x, last vs West Virginia (10/9/21)

### MILTON'S GAME-BY-GAME DEFENSIVE STATS

| DATE    | OPPONENT       | UT | AT | TT | PD | INT-YDS |
|---------|----------------|----|----|----|----|---------|
| 9/3/22  | UALBANY        | 1  | 0  | 1  | 0  | 0-0     |
| 9/10/22 | at BYU         | 4  | 0  | 4  | 0  | 0-0     |
| 9/17/22 | TEXAS STATE    | 0  | 0  | 0  | 0  | 0-0     |
| 9/24/22 | at Iowa State  | 2  | 1  | 3  | 0  | 0-0     |
| 10/1/22 | OKLAHOMA STATE | 3  | 1  | 4  | 0  | 0-0     |



**4**

## CHRISTIAN MORGAN

S • 6-1 • 211 • 5SR. • 4L  
HOUSTON, TEXAS (PORTER HS)

- **LAST GAME (L, 36-25 vs. OSU):** Recorded 4 total tackles (3 solo), 1.0 TFL, 1 forced fumble and 1 INT.
- Fifth-year senior DB who has played in 48 career games with 21 starts.
- Preseason All-Big 12 selection
- Forced a fumble and picked off a pass vs. Oklahoma State (Oct. 1)
- Notched first INT of 2022 and first since 2020 at Iowa State (Sept. 24)
- 2021 and 2020 All-Big 12 Honorable Mention (DB)
- Notched 30 tackles and led team with six pass breakups last year.
- Tied for team lead with three INT and ranked fourth on the team with 54 total tackles in 2020.
- Three interceptions tied for third-most in the Big 12 in 2020
- Owned top Nike SPARQ score for the class of 2018 with 144.00
- Three-star recruit who ranked No. 90 in Texas and No. 49 safety nationally by 247 Sports

### MORGAN CAREER STATISTICS

#### DEFENSIVE

| YEAR          | G/GS         | UT        | AT        | TT         | TFL-YD        | QBS-YD       | FF/FR      | PBU       | INT-YD        |
|---------------|--------------|-----------|-----------|------------|---------------|--------------|------------|-----------|---------------|
| 2018          | 13/3         | 13        | 5         | 18         | 1.5-2         | 0-0          | 1/0        | 1         | 1-2           |
| 2019          | 12/0         | 8         | 4         | 12         | 0-0           | 0-0          | 0/0        | 1         | 0-0           |
| 2020          | 8/8          | 39        | 15        | 54         | 2.0-10        | 1.0-9        | 0/0        | 1         | 3-0           |
| 2021          | 12/10        | 22        | 8         | 30         | 2.0-2         | 0.0-0        | 0/0        | 6         | 0-0           |
| 2022          | 3/0          | 4         | 4         | 8          | 1.0-3         | 0.0-0        | 1/0        | 1         | 2-0           |
| <b>CAREER</b> | <b>48/21</b> | <b>86</b> | <b>36</b> | <b>122</b> | <b>6.5-17</b> | <b>1.0-9</b> | <b>2/0</b> | <b>12</b> | <b>6-(-2)</b> |

#### MORGAN'S CAREER BESTS

- Tackles: 12 at Texas Tech (11/14/20)
- Solo Tackles: 7, 3x, last vs. Oklahoma State (12/12/20)
- Tackles-For-Loss: 1.0, 5x, last vs Oklahoma State (10/1/22)
- Interceptions: 1, 6x, last vs Oklahoma State (10/1/22)
- Forced Fumbles: 1, 2x, last vs Oklahoma State (10/1/22)
- Pass Breakups: 1, 12x, last at Iowa State (9/24/22)

### MORGAN'S GAME-BY-GAME DEFENSIVE STATS

| DATE    | OPPONENT       | UT | AT | TT | PD | INT-YDS      |
|---------|----------------|----|----|----|----|--------------|
| 9/3/22  | UALBANY        |    |    |    |    | DID NOT PLAY |
| 9/10/22 | at BYU         | 0  | 1  | 1  | 0  | 0-0          |
| 9/17/22 | TEXAS STATE    |    |    |    |    | DID NOT PLAY |
| 9/24/22 | at Iowa State  | 1  | 2  | 3  | 1  | 1-0          |
| 10/1/22 | OKLAHOMA STATE | 3  | 1  | 4  | 0  | 1-0          |

# PLAYERS



**14**

**DEVIN NEAL**

S • 5-11 • 201 • JR. • 2L  
LEXINGTON, KY. (DOUGLASS HS)

- **LAST GAME (L, 36-25 vs. OSU):** Recorded 6 solo tackles and a pass breakup.
- Third-year junior who has played in 27 career games so far for BU.
- Has started all five games so far in 2022 at safety.
- Grabbed first-career INT at Iowa State (9/24/22).
- Notched first-career sack at BYU (9/10/22) and recorded career-high 8 tackles (6 solo)
- Made first-career start in 2022 season opener vs. UAlbany (9/3/22).
- Appeared in 13 games last season for Baylor and made 22 tackles.
- Notched career-high six tackles vs. Texas Southern on Sept. 11, 2021.
- Recovered a fumble at Kansas on Sept. 18, 2021
- Helped Douglass HS to 14-1 record and state championship appearance as a senior in 2019
- Runner-up for Kentucky Player of the Year
- Played both running back and safety, ranking as the No. 9 played in Kentucky per 247 Sports
- Relative of NFL safety Jamal Adams

**NEAL CAREER STATISTICS**

**DEFENSIVE**

| YEAR          | G/GS        | UT        | AT        | TT        | TFL-YD       | QBS-YD       | FF/FR      | PBU      | INT-YD     |
|---------------|-------------|-----------|-----------|-----------|--------------|--------------|------------|----------|------------|
| 2020          | 9/0         | 2         | 1         | 3         | 0.0-0        | 0.0-0        | 0/0        | 0        | 0-0        |
| 2021          | 13/0        | 16        | 6         | 22        | 1.0-1        | 0.0-0        | 0/1        | 0        | 0-0        |
| 2022          | 5/5         | 22        | 4         | 26        | 2.0-3        | 1.0-1        | 0/0        | 1        | 1-0        |
| <b>CAREER</b> | <b>27/5</b> | <b>36</b> | <b>11</b> | <b>47</b> | <b>3.0-4</b> | <b>1.0-1</b> | <b>0/1</b> | <b>1</b> | <b>1-0</b> |

**NEAL'S CAREER BESTS**

- Tackles: 8, at BYU (9/10/22)
- Solo Tackles: 6, 2x, last vs. Oklahoma State (10/1/22)
- Tackles-For-Loss: 2.0, at BYU (9/10/22)
- Sacks: 1.0, at BYU (9/10/22)
- Fumble Recoveries: 1, at Kansas (9/18/21)
- Interceptions: 1, at Iowa State (9/24/22)
- Pass Breakups: 1, vs. Oklahoma State (10/1/22)

**NEAL'S GAME-BY-GAME DEFENSIVE STATS**

| DATE    | OPPONENT       | UT | AT | TT | PD | INT-YDS |
|---------|----------------|----|----|----|----|---------|
| 9/3/22  | UALBANY        | 4  | 0  | 4  | 0  | 0-0     |
| 9/10/22 | at BYU         | 6  | 2  | 8  | 0  | 0-0     |
| 9/17/22 | TEXAS STATE    | 4  | 1  | 5  | 0  | 0-0     |
| 9/24/22 | at Iowa State  | 2  | 1  | 3  | 0  | 1-0     |
| 10/1/22 | OKLAHOMA STATE | 6  | 0  | 6  | 1  | 0-0     |



**98**

**CHIDI OGBONNAYA**

DT • 6-5 • 302 • 6SR. • 4L  
HOUSTON, TEXAS (LANGHAM CREEK HS)

- **PRONUNCIATION:** CHIDI OGBONNAYA - CHEE-dee OH-buh-NYE-uh
- **LAST GAME (L, 36-25 vs. OSU):** Played; did not record a stat.
- Sixth-year senior who previously redshirted as a true freshman in 2017
- Has appeared in 51 career games with three starts.
- Blocked a field goal attempt vs. Texas State (9/17/22)
- 2021 Academic All-Big 12 Second Team selection.
- Played in eight games in 2020, did not record a tackle
- Forced a fumble and recorded first-career sack at OSU on Oct. 19, 2019
- Rated as the nation's 78h-best DE prospect in 2017 recruiting class by 247 Sports

**OGBONNAYA CAREER STATISTICS**

**DEFENSIVE**

| YEAR          | G/GS        | UT        | AT       | TT        | TFL-YD        | QBS-YD        | FF/FR      | QBH      | INT-YD     |
|---------------|-------------|-----------|----------|-----------|---------------|---------------|------------|----------|------------|
| 2018          | 10/0        | 3         | 2        | 5         | 0-0           | 0-0           | 0/0        | 0        | 0-0        |
| 2019          | 14/1        | 8         | 2        | 10        | 2.0-7         | 1.0-6         | 1/0        | 0        | 0-0        |
| 2020          | 8/0         | 0         | 0        | 0         | 0.0-0         | 0.0-0         | 0/0        | 1        | 0-0        |
| 2021          | 14/2        | 3         | 4        | 7         | 1.0-8         | 0.5-6         | 0/0        | 2        | 0-0        |
| 2022          | 5/0         | 1         | 1        | 2         | 0.0-0         | 0.0-0         | 0/0        | 0        | 0-0        |
| <b>CAREER</b> | <b>51/3</b> | <b>16</b> | <b>9</b> | <b>25</b> | <b>4.0-17</b> | <b>1.5-12</b> | <b>1/0</b> | <b>3</b> | <b>0-0</b> |

**OGBONNAYA'S CAREER BESTS**

- Tackles: 2, 3x, last vs. Oklahoma State (12/4/21)
- Solo Tackles: 2, at Oklahoma State (10/19/19)
- Tackles-For-Loss: 1.0, 3x, last vs. Georgia (11/1/20)
- Sacks: 1.0 at Oklahoma State (10/19/19)
- Forced Fumbles: 1 at Oklahoma State (10/19/19)
- QB Hurries: 1, 3x, last vs. Oklahoma State (12/4/21)
- Pass Breakups: 1, vs. Texas (11/23/19)
- Blocked Kicks: 1, vs. Texas State (9/17/22)

**OGBONNAYA'S GAME-BY-GAME DEFENSIVE STATS**

| DATE    | OPPONENT       | UT | AT | TT | TFL-YDS | QBS-YDS |
|---------|----------------|----|----|----|---------|---------|
| 9/3/22  | UALBANY        | 1  | 0  | 1  | 0.0-0   | 0.0-0   |
| 9/10/22 | at BYU         | 0  | 1  | 1  | 0.0-0   | 0.0-0   |
| 9/17/22 | TEXAS STATE    | 0  | 0  | 0  | 0.0-0   | 0.0-0   |
| 9/24/22 | at Iowa State  | 0  | 0  | 0  | 0.0-0   | 0.0-0   |
| 10/1/22 | OKLAHOMA STATE | 0  | 0  | 0  | 0.0-0   | 0.0-0   |




# PLAYERS



## 90 JAXON PLAYER

DL • 6-0 • 299 • 5SR. • TR  
WACO, TEXAS (TULSA)

- **LAST GAME (L, 36-25 vs. OSU):** Recorded 4 total tackles (1 solo), including 0.5 TFL.
- Fifth-year senior in his first season at Baylor after transferring from Tulsa.
- Made first start in the green and gold at Iowa State (9/24/22).
- Made Baylor debut in 2022 season opener vs. UAlbany (9/3/22).
- Preseason All-American, All-Big 12 selection.
- 2021 All-AAC First Team; Pro Football Focus All-America Third Team
- Led Tulsa with 14 TFL, second-most in AAC. Also recorded four sacks.
- 2020 All-AAC First Team selection after totaling 37 tackles and 9.5 TFLs with three sacks.
- Was a three-year letterwinner at Waco Midway HS
- Helped lead team to 15-1 record and state championship game appearance
- Earned First-Team Super Centex honors as a senior
- Rated the No. 3 defensive tackle in the state of Texas by MaxPreps



## 1 ISSAC POWER

P • 6-1 • 201 • 5SR. • 3L  
CASTLE ROCK, COLO. (PONDEROSA HS)

- **LAST GAME (L, 36-25 vs. OSU):** 2 punts for 94 yards, 47.0 avg, one touchback.
- Fifth-year senior punter who has appeared in 43 career games.
- Ranks 7th in career punts (190), 6th in punting yards (7,973) and 8th in yards per punt (42.0) in Baylor history.
- Preseason All-Big 12 selection
- 2022 Ray Guy Award Watch List
- Boomed a 61-yarder to flip field position late in 4th quarter of Big 12 Championship game (Dec. 4)
- Recorded career-best 68-yard punt at OSU (Oct. 2).
- Averaged 40.3 yards per punt in 2020 with 11 inside the 20 and 50 kicks of at least 50 yards
- Notched previous career-long 66-yarder at Texas on Oct. 24, 2020
- Punted a career-high 11 times in 2020 season finale vs. Oklahoma State
- Made collegiate debut in 2018 Texas Bowl vs. Vanderbilt, punting once for 47 yards
- 2019, 2020 First Team Academic All-Big 12 selection; 2018 Big 12 Academic All-Rookie selection
- 2018 US Army All-American Bowl selection
- Rated 4.5 stars by Chris Sailer Kicking and No. 5 ranked punter nationally out of high school

### PLAYER CAREER STATISTICS

#### DEFENSIVE

| YEAR          | GP           | UT        | AT        | TT         | TFL-YD         | QBS-YD        | FF/FR      | QBH      | INT-YD     |
|---------------|--------------|-----------|-----------|------------|----------------|---------------|------------|----------|------------|
| 2018          | 10/0         | 5         | 9         | 14         | 0.5-0          | 0-0           | 0/0        | -        | 0-0        |
| 2019          | 9/8          | 16        | 19        | 35         | 7.0-13         | 0.0-0         | 1/0        | -        | 0-0        |
| 2020          | 9/9          | 23        | 14        | 37         | 9.5-26         | 3.0-6         | 0/0        | -        | 0-0        |
| 2021          | 13/12        | 22        | 28        | 50         | 15.0-45        | 5.0-27        | 1/0        | -        | 0-0        |
| 2022          | 5/1          | 4         | 6         | 10         | 3.0-5          | 0.5-1         | 0/0        | -        | 0-0        |
| <b>CAREER</b> | <b>46/30</b> | <b>70</b> | <b>76</b> | <b>146</b> | <b>35.0-89</b> | <b>8.5-34</b> | <b>2/0</b> | <b>-</b> | <b>0-0</b> |

### PLAYER'S GAME-BY-GAME DEFENSIVE STATS

| DATE    | OPPONENT       | UT | AT | TT | TFL-YDS | QBS-YDS |
|---------|----------------|----|----|----|---------|---------|
| 9/3/22  | UALBANY        | 1  | 1  | 2  | 1.5-2   | 0.5-1   |
| 9/10/22 | at BYU         | 0  | 1  | 1  | 0.0-0   | 0.0-0   |
| 9/17/22 | TEXAS STATE    | 2  | 1  | 3  | 1.0-2   | 0.0-0   |
| 9/24/22 | at Iowa State  | 0  | 0  | 0  | 0.0-0   | 0.0-0   |
| 10/1/22 | OKLAHOMA STATE | 1  | 3  | 4  | 0.5-1   | 0.0-0   |

### POWER CAREER STATISTICS

#### PUNTING

| YEAR          | ATT        | YDS          | AVG         | LONG      | TB        | I20       | 50+       |
|---------------|------------|--------------|-------------|-----------|-----------|-----------|-----------|
| 2018          | 1          | 47           | 47.0        | 47        | 0         | 0         | 0         |
| 2019          | 69         | 2,783        | 40.3        | 59        | 2         | 23        | 10        |
| 2020          | 55         | 2,219        | 40.3        | 66        | 4         | 11        | 7         |
| 2021          | 50         | 2,249        | 45.0        | 68        | 6         | 20        | 20        |
| 2022          | 15         | 675          | 45.0        | 59        | 2         | 7         | 3         |
| <b>CAREER</b> | <b>190</b> | <b>7,973</b> | <b>42.0</b> | <b>68</b> | <b>14</b> | <b>61</b> | <b>40</b> |

### POWER'S CAREER BESTS

Longest: 68 yards, at Oklahoma State (10/2/21)  
Most Punts: 11, vs. Oklahoma State (12/12/20)

### POWER'S GAME-BY-GAME PUNTING STATS

| DATE    | OPPONENT       | NO | YDS | AVG  | IN20 | Long |
|---------|----------------|----|-----|------|------|------|
| 9/3/22  | UALBANY        | 1  | 57  | 57.0 | 1    | 57   |
| 9/10/22 | at BYU         | 6  | 256 | 42.7 | 4    | 51   |
| 9/17/22 | TEXAS STATE    | 3  | 129 | 43.0 | 0    | 48   |
| 9/24/22 | at Iowa State  | 3  | 139 | 46.3 | 2    | 59   |
| 10/1/22 | OKLAHOMA STATE | 2  | 94  | 47.0 | 0    | 49   |

# PLAYERS



**16**

**HAL PRESLEY**

WR • 6-3 • 199 • SO. • 1L  
MANSFIELD, TEXAS (SUMMIT HS)

- **LAST GAME (L, 36-25 vs. OSU):** 4 catches for 39 yards.
- Second-year transfer from Auburn who came to Baylor in summer of 2021.
- Caught a career-high 4 balls vs. Oklahoma State (10/1/22).
- Caught career-long 40-yard reception from Blake Shapen at Iowa State (9/24/22).
- Made first-career start in 2022 season opener vs. UAlbany (9/3/22)
- Caught first-career TD on 38-yd strike vs. UAlbany (9/3/22).
- Made collegiate debut on Sept. 4 at Texas State; did not record a stat.
- Hauled in first-career reception on Oct. 9 vs. WVU that went for 15 yards.
- Recorded 43 catches for 1,073 yards and 16 TD as a HS senior.
- Four-star ESPN rating, No. 56 player in Texas and No. 57 wide receiver nationally.

### PRESLEY CAREER STATISTICS

#### RECEIVING

| YEAR          | G/GS        | REC       | YD         | AVG         | TD       | LP/OPPONENT             |
|---------------|-------------|-----------|------------|-------------|----------|-------------------------|
| 2021          | 8/0         | 1         | 15         | 15.0        | 0        | 15/WVU                  |
| 2022          | 5/5         | 13        | 182        | 14.0        | 1        | 40/at Iowa State        |
| <b>CAREER</b> | <b>13/5</b> | <b>14</b> | <b>197</b> | <b>14.1</b> | <b>1</b> | <b>40/at Iowa State</b> |

#### RUSHING

| YEAR          | G/GS        | ATT      | YD        | AVG        | TD       | LP/OPPONENT              |
|---------------|-------------|----------|-----------|------------|----------|--------------------------|
| 2021          | 8/0         | 1        | 13        | 13.0       | 0        | 13/ TEXAS SOUTHERN       |
| 2022          | 5/5         | 1        | 2         | 2.0        | 0        | 2/TEXAS STATE            |
| <b>CAREER</b> | <b>13/5</b> | <b>2</b> | <b>15</b> | <b>7.5</b> | <b>0</b> | <b>13/TEXAS SOUTHERN</b> |


#### PRESLEY'S CAREER BESTS

##### RECEIVING

Receptions: 4, vs. Oklahoma State (10/1/22)  
 Receiving Yards: 56, vs. UAlbany (9/3/22)  
 Touchdowns: 1, vs. UAlbany (9/3/22)  
 Longest Reception: 40, at Iowa State (9/24/22)

#### PRESLEY'S GAME-BY-GAME RECEIVING STATS

| DATE    | OPPONENT       | REC | YDS | AVG  | TD | TD YDS |
|---------|----------------|-----|-----|------|----|--------|
| 9/3/22  | UALBANY        | 3   | 56  | 18.7 | 1  | 38     |
| 9/10/22 | at BYU         | 3   | 31  | 10.3 | 0  | --     |
| 9/17/22 | TEXAS STATE    | 1   | 6   | 6.0  | 0  | --     |
| 9/24/22 | at Iowa State  | 2   | 50  | 25.0 | 0  | --     |
| 10/1/22 | OKLAHOMA STATE | 4   | 39  | 9.8  | 0  | --     |



**55**

**GARMON RANDOLPH**

OLB • 6-7 • 247 • JR. • 2L  
JEFFERSON, GA. (JEFFERSON HS)

- **LAST GAME (L, 36-25 vs. OSU):** Recorded 7 total tackles (2 solo), including 1.5 TFL.
- Fourth-year junior who has appeared in 22 career games with nine starts.
- Notched career-high seven total tackles vs. Oklahoma State on Oct. 1, 2022.
- Made personal-best four solo tackles vs. Iowa State on Sept. 25, 2021; also collected first-career interception vs. ISU.
- Named Big 12 Co-Defensive Player of the Week following career game vs. ISU in 2021.
- Moved from defensive end to JACK position prior to 2021 season
- Notched first-career sack at Texas Tech on Nov. 14, 2020
- Played both tight end and defensive end as a senior in high school, ranking as the No. 7 tight end nationally according to ESPN
- Was ranked the No. 73 overall recruit in Georgia by 247Sports
- Majoring in sociology

### RANDOLPH CAREER STATISTICS

#### DEFENSIVE

| YEAR          | G/GS        | UT        | AT        | TT        | TFL-YD        | QBS-YD       | FF/FR      | QBH      | INT-YD     |
|---------------|-------------|-----------|-----------|-----------|---------------|--------------|------------|----------|------------|
| 2019          | 2/0         | 1         | 0         | 1         | 0.0-0         | 0.0-0        | 0/0        | 0        | 0-0        |
| 2020          | 5/0         | 1         | 1         | 2         | 1.0-2         | 1.0-2        | 0/0        | 0        | 0-0        |
| 2021          | 10/4        | 18        | 9         | 27        | 3.0-12        | 2.0-11       | 0/0        | 3        | 1-2        |
| 2022          | 5/5         | 9         | 9         | 18        | 2.5-6         | 1.0-2        | 0/0        | 4        | 0-0        |
| <b>CAREER</b> | <b>22/9</b> | <b>29</b> | <b>19</b> | <b>48</b> | <b>5.5-13</b> | <b>3.0-8</b> | <b>0/0</b> | <b>7</b> | <b>1-2</b> |

#### RANDOLPH'S CAREER BESTS

Tackles: 7, vs. Oklahoma State (10/1/22)  
 Solo Tackles: 4, 4x, last at Iowa State (9/24/22)  
 Tackles-For-Loss: 1.5, vs. Oklahoma State (10/1/22)  
 Sacks: 1.0, 4x, last at Iowa State (9/24/22)  
 QB Hurries: 2, vs. BYU (10/16/21)

#### RANDOLPH'S GAME-BY-GAME DEFENSIVE STATS

| DATE    | OPPONENT       | UT | AT | TT | TFL-YDS | QBS-YDS |
|---------|----------------|----|----|----|---------|---------|
| 9/3/22  | UALBANY        | 1  | 1  | 2  | 0.0-0   | 0.0-0   |
| 9/10/22 | at BYU         | 1  | 1  | 2  | 0.0-0   | 0.0-0   |
| 9/17/22 | TEXAS STATE    | 2  | 0  | 2  | 0.0-0   | 0.0-0   |
| 9/24/22 | at Iowa State  | 4  | 2  | 6  | 1.0-2   | 1.0-2   |
| 10/1/22 | OKLAHOMA STATE | 2  | 5  | 7  | 1.5-4   | 0.0-0   |

# PLAYERS



**99**  
**NOAH RAUSCHENBERG**  
 K • 6-1 • 204 • SR. • 3L  
 TULSA, OKLA. (UNION HS)

- **PRONUNCIATION:** Noah RAUSCHENBERG - RAW-shin-burg
- **LAST GAME (L, 36-25 vs. OSU):** 6 kickoffs for 392 yards, 1 touchback.
- Senior kickoff specialist with 145 career touchbacks.
- Recovered his own onside kick vs. BYU (Oct. 16, 2021).
- Has appeared in 26 career games with 203 career kickoffs and two missed field goal attempts
- Perfect 4-of-4 career PATs
- 2020 First Team Academic All-Big 12 selection
- Owns every kicking record at Union HS, including 185 career PATs
- Five-star kicker according to Kohl's and Chris Sailer Kicking
- Rated the No. 22 kicker nationally by ESPN and No. 24 in the country by 247Sports

### RAUSCHENBERG CAREER STATISTICS

#### PLACE-KICKING

| YEAR          | G         | PAT-A      | PCT          | FG-A       | PCT         | TP       |
|---------------|-----------|------------|--------------|------------|-------------|----------|
| 2019          | 9         | 4-4        | 1.000        | 0-1        | .000        | 0        |
| 2020          | 8         | 0-0        | .000         | 0-1        | .000        | 0        |
| 2021          | 14        | 0-0        | .000         | 0-0        | .000        | 0        |
| 2022          | 5         | 0-0        | .000         | 0-0        | .000        | 0        |
| <b>CAREER</b> | <b>36</b> | <b>4-4</b> | <b>1.000</b> | <b>0-2</b> | <b>.000</b> | <b>0</b> |

#### KICKOFFS

| YEAR          | G         | ATT        | YDS           | AVG         | TB         | OB       |
|---------------|-----------|------------|---------------|-------------|------------|----------|
| 2019          | 9         | 56         | 3,400         | 60.7        | 34         | 1        |
| 2020          | 8         | 33         | 2,046         | 62.0        | 18         | 1        |
| 2021          | 14        | 81         | 5,218         | 64.4        | 72         | 3        |
| 2022          | 5         | 33         | 2,139         | 64.8        | 21         | 0        |
| <b>CAREER</b> | <b>36</b> | <b>203</b> | <b>12,803</b> | <b>63.1</b> | <b>145</b> | <b>5</b> |



**29**  
**RICHARD REESE**  
 RB • 5-9 • 175 • FR • HS  
 BELLVILLE, TEXAS (BELLVILLE HS)

- **LAST GAME (L, 36-25 vs. OSU):** 17 carries for 85 yards and 1 TD; 4 catches for 21 yards.
- True freshman who made collegiate debut in season opener vs. UAlbany (9/3/22).
- Has scored TD's in four of BU's five games so far in 2022.
- Exploded for career day with 156 yards and 3 TDs against Texas State (9/17/22).
- Named Big 12 Newcomer of the Week following performance vs. TXST (Sept. 19)
- Named to Earl Campbell Tyler Rose Award Honorable Mention (Week 3).
- His three TDs vs. TXST were the most by a BU player since Abram Smith vs. BYU (2021)
- Scored first two career touchdowns vs. UAlbany (9/3/22) while leading team with 62 yards rushing.
- Helped Bellville HS to undefeated district record and 4A-Division II regional semifinals appearance.
- Rushed for 2,261 yards and 35 TD's as a senior in 2021.
- Three-time District Offensive MVP.
- Three-star prospect as rated by all three major recruiting services.

### REESE CAREER STATISTICS

#### RUSHING

| YEAR | G/GS | ATT | YD  | AVG | TD | LP/OPPONENT            |
|------|------|-----|-----|-----|----|------------------------|
| 2022 | 5/0  | 72  | 400 | 5.6 | 7  | 52/vs Texas State (TD) |

#### RECEIVING

| YEAR | G/GS | REC | YD | AVG | TD | LP/OPPONENT       |
|------|------|-----|----|-----|----|-------------------|
| 2022 | 5/0  | 6   | 42 | 7.0 | 0  | 17/vs Texas State |

#### REESE'S CAREER BESTS

##### RUSHING

Attempts: 21, at Iowa State (9/24/22)  
 Yards: 156, vs. Texas State (9/17/22)  
 Touchdowns: 3, vs. Texas State (9/17/22)  
 Longest Rush: 52, vs. Texas State (9/17/22)

##### RECEIVING

Receptions: 4, vs. Oklahoma State (10/1/22)  
 Receiving Yards: 21, vs. Oklahoma State (10/1/22)  
 Touchdowns: N/A  
 Longest Reception: 17, vs. Texas State (9/17/22)

### REESE'S GAME-BY-GAME RUSHING STATS

| DATE    | OPPONENT       | ATT | YDS | Avg. | TD | TD YDS    |
|---------|----------------|-----|-----|------|----|-----------|
| 9/3/22  | UALBANY        | 9   | 62  | 6.9  | 2  | 1, 7      |
| 9/10/22 | at BYU         | 6   | 19  | 3.2  | 0  | --        |
| 9/17/22 | TEXAS STATE    | 19  | 156 | 8.2  | 3  | 14, 52, 5 |
| 9/24/22 | at Iowa State  | 21  | 78  | 3.7  | 1  | 19        |
| 10/1/22 | OKLAHOMA STATE | 17  | 85  | 5.0  | 1  | 1         |

### REESE'S GAME-BY-GAME RECEIVING STATS

| DATE    | OPPONENT       | REC | YDS | AVG  | TD | TD YDS |
|---------|----------------|-----|-----|------|----|--------|
| 9/3/22  | UALBANY        | 0   | 0   | 0.0  | 0  | --     |
| 9/10/22 | at BYU         | 0   | 0   | 0.0  | 0  | --     |
| 9/17/22 | TEXAS STATE    | 1   | 17  | 17.0 | 0  | --     |
| 9/24/22 | at Iowa State  | 1   | 4   | 4.0  | 0  | --     |
| 10/1/22 | OKLAHOMA STATE | 4   | 21  | 5.3  | 0  | --     |

# PLAYERS



12

## BLAKE SHAPEN

QB • 6-0 • 200 • SO. • 1L  
SHREVEPORT, LA. (EVANGEL CHRISTIAN ACADEMY)

- **PRONUNCIATION:** Blake SHAPEN - SHAY-pin
- **LAST GAME (L, 36-25 vs. OSU):** 28-of-40 for 345 yards and 2 TDs, 2 INTs; 6 rushes for 0 yds
- Third-year sophomore who won Baylor's starting QB job in spring ball.
- 2022 Earl Campbell Tyler Rose Award Watch List
- Posted career-high 28 completions, 345 yards vs. Oklahoma State (10/1/22).
- Earl Campbell Tyler Rose Award Honorable Mention (Week 4)
- Named 2021 Big 12 Championship Most Outstanding Performer.
- Set a Big 12 Championship and AT&T Stadium (college games) record with 17-straight completions in the first half vs. OSU (Dec. 4, 2021).
- Made first-career start vs. Texas Tech (Nov. 27, 2021) and led team to 27-24 win.
- Entered in relief of injured Bohanon at K-State (Nov. 20, 2021) and led team to 20-10 win.
- Made collegiate debut on Sept. 11, 2021 vs. Texas Southern.
- Enrolled at Baylor as No. 21-ranked dual-threat quarterback in 2020 signing class
- Was also ranked as the No. 1 shortstop in Louisiana
- Played in 2019 Under Armour All-America baseball game at Wrigley Field
- Uncle, Hal Sutton, is 15-time winner on PGA Tour.

### SHAPEN CAREER STATISTICS

#### PASSING

| YEAR          | G/GS        | CMP        | ATT        | PCT         | YDS          | INT      | TD        | LP/OPPONENT                    |
|---------------|-------------|------------|------------|-------------|--------------|----------|-----------|--------------------------------|
| 2021          | 6/2         | 62         | 86         | 72.1        | 596          | 0        | 5         | 61/vs. Texas Tech (TD)         |
| 2022          | 5/5         | 97         | 140        | 69.3        | 1,118        | 3        | 9         | 70/vs. Okla. State (TD)        |
| <b>CAREER</b> | <b>11/7</b> | <b>159</b> | <b>226</b> | <b>70.4</b> | <b>1,714</b> | <b>3</b> | <b>14</b> | <b>70/vs. Okla. State (TD)</b> |

#### RUSHING

| YEAR          | G/GS        | ATT       | YD        | AVG/A      | TD       | LP/OPPONENT                    |
|---------------|-------------|-----------|-----------|------------|----------|--------------------------------|
| 2021          | 6/2         | 21        | 59        | 2.8        | 0        | 28/at K-State, vs. OSU         |
| 2022          | 5/5         | 24        | 34        | 1.4        | 2        | 35/vs. Texas State (TD)        |
| <b>CAREER</b> | <b>11/7</b> | <b>45</b> | <b>93</b> | <b>2.1</b> | <b>2</b> | <b>35/vs. Texas State (TD)</b> |

### SHAPEN'S CAREER BESTS

#### PASSING

Attempts: 40, vs. Oklahoma State (10/1/22)  
 Completions: 28, vs. Oklahoma State (10/1/22)  
 Yards: 345, vs. Oklahoma State (10/1/22)  
 Touchdowns: 3, 2x, last at Iowa State (9/24/22)  
 Longest Pass: 70, vs. Oklahoma State (10/1/22)  
 200-Yard Games: 2022 Season (3); Career (4) (Last: 345 vs. Oklahoma State Oct. 1, 2022)  
 300-Yard Games: 2022 Season (1); Career (1) (Last: 345 vs. Oklahoma State Oct. 1, 2022)

#### RUSHING

Attempts: 9, vs. Oklahoma State (12/4/21)  
 Yards: 44, at K-State (11/20/21)  
 Touchdowns: 1, 2x, last vs. Texas State (9/17/22)  
 Longest Rush: 35, vs. Texas State (9/17/22)

### SHAPEN'S GAME-BY-GAME PASSING STATS

| DATE    | OPPONENT       | CMP | ATT | YDS | INT | TD | TD Passes |
|---------|----------------|-----|-----|-----|-----|----|-----------|
| 9/3/22  | UALBANY        | 17  | 20  | 214 | 0   | 2  | 47, 38    |
| 9/10/22 | at BYU         | 18  | 28  | 137 | 0   | 1  | 4         |
| 9/17/22 | TEXAS STATE    | 15  | 26  | 184 | 1   | 1  | 28        |
| 9/24/22 | at Iowa State  | 19  | 26  | 238 | 0   | 3  | 12, 1, 38 |
| 10/1/22 | OKLAHOMA STATE | 28  | 40  | 345 | 2   | 2  | 49, 70    |

### SHAPEN'S GAME-BY-GAME RUSHING STATS

| DATE    | OPPONENT       | ATT | YDS | Avg. | TD | TD YDS |
|---------|----------------|-----|-----|------|----|--------|
| 9/4/21  | UALBANY        | 4   | 11  | 2.8  | 1  | 1      |
| 9/10/22 | at BYU         | 4   | -22 | -5.5 | 0  | --     |
| 9/17/22 | TEXAS STATE    | 3   | 42  | 14.0 | 1  | 35     |
| 9/24/22 | at Iowa State  | 7   | 3   | 0.4  | 0  | --     |
| 10/1/22 | OKLAHOMA STATE | 6   | 0   | 0.0  | 0  | --     |



8

## BEN SIMS

TE • 6-5 • 258 • 5SR. • 3L  
SAN ANTONIO, TEXAS (CLARK HS)

- **LAST GAME (L, 36-25 vs. OSU):** 6 catches for 33 yards.
- Fifth-year senior TE with 35 career games played and 23 starts.
- Preseason All-Big 12 selection, All-Texas pick
- Mackey Award, Wuerffel Trophy, Reese's Senior Bowl Watch Lists
- His 11 career receiving touchdowns are the most in program history by a TE.
- 67 career receptions is good for third all-time on Baylor's leaderboard for tight end receptions.
- 2021 All-Big 12 Honorable Mention (TE)
- Set new career high with 53 receiving yards at TCU (Nov. 6).
- Scored rushing TD on first-career carry vs. Texas (Oct. 30).
- Career day at TCU on Oct. 31, 2020 with four receptions for 40 yards and two scores, became first BU tight end with multiple touchdowns in a game since Justin Akers did so in 2008
- 2020 First Team Academic All-Big 12
- Named to Dave Campbell's Texas Football Texas Top 300
- Three-star recruit by 247 Sports, No. 159 player in Texas and No. 49 tight end in the nation
- Environmental studies major

### SIMS CAREER STATISTICS

#### RECEIVING

| YEAR          | G/GS         | REC       | YD         | AVG         | TD        | LP/OPPONENT               |
|---------------|--------------|-----------|------------|-------------|-----------|---------------------------|
| 2018          | 3/0          | 0         | 0          | 0.0         | 0         | --                        |
| 2019          | 8/1          | 2         | 5          | 2.5         | 0         | 5/vs. TCU                 |
| 2020          | 5/5          | 14        | 164        | 11.7        | 3         | 25/at WVU (TD)            |
| 2021          | 14/13        | 31        | 361        | 11.6        | 6         | 33/Iowa State (TD)        |
| 2022          | 4/3          | 20        | 139        | 7.0         | 2         | 17/vs. Okla. State        |
| <b>CAREER</b> | <b>35/23</b> | <b>67</b> | <b>669</b> | <b>10.0</b> | <b>10</b> | <b>33/Iowa State (TD)</b> |

#### RUSHING

| YEAR | ATT | YD | AVG | TD | LP/OPPONENT      |
|------|-----|----|-----|----|------------------|
| 2021 | 1   | 1  | 1.0 | 1  | 1/vs. Texas (TD) |

### SIMS' CAREER BESTS

Receptions: 6, vs. Oklahoma State (10/1/22)  
 Receiving Yards: 53, at TCU (11/6/21)  
 Longest Reception: 33, vs. Iowa State (9/25/21)  
 Touchdowns: 2, 2x, last vs. West Virginia (10/9/21)

### SIMS' GAME-BY-GAME RECEIVING STATS

| DATE    | OPPONENT       | REC | YDS | AVG | TD | TD YDS       |
|---------|----------------|-----|-----|-----|----|--------------|
| 9/3/22  | UALBANY        | 5   | 37  | 7.4 | 0  | --           |
| 9/10/22 | at BYU         | 4   | 30  | 7.5 | 1  | 4            |
| 9/17/22 | TEXAS STATE    |     |     |     |    | DID NOT PLAY |
| 9/24/22 | at Iowa State  | 5   | 39  | 7.8 | 1  | 12           |
| 10/1/22 | OKLAHOMA STATE | 6   | 33  | 5.5 | 0  | --           |

# PLAYERS




**54**

**BRAYDEN UTLEY**

DL • 6-1 • 275 • 5SR. • 3L  
HUNTINGTON BEACH, CALIF. (LOYOLA HS)

- **LAST GAME (L, 36-25 vs. OSU):** Played; did not record a stat.
- Fifth-year senior who has appeared in 39 career games with six starts.
- Appeared in all 14 games last season with six starts and totaled 23 tackles, 4.0 for loss, and two sacks.
- Collected first-career interception in 2021 Big 12 title game vs. OSU (Dec. 4).
- 2019 and 2021 Academic All-Big 12 selection
- Appeared in all 14 games as a redshirt freshman in 2019, mostly on special teams
- Played offensive line, defensive line and linebacker during prep career at Loyola HS
- Also lettered in track & field as a shot putter
- Brother, Noah, plays football at Army.
- Majoring in management and marketing



**13**

**AL WALCOTT**

S • 6-2 • 219 • SR. • 2L  
WILMINGTON, N.C. (BUTLER CC)

- **LAST GAME (L, 36-25 vs. OSU):** Recorded 8 total tackles (4 solo), including 1.5 TFL.
- Fourth-year senior defensive back who has appeared in 25 career games for Baylor with 13 starts.
- Preseason All-Big 12 Fourth Team (Athlon)
- Notched first-career forced fumble vs. Texas State (9/17/22)
- Set Sugar Bowl record for longest INT return for a TD (96 yards); also the second-longest in BU program history.
- His three INT's in 2021 were tied for third-most in Big 12
- Notched interceptions in back-to-back weeks with picks at K-State (Nov. 20), vs. OU (Nov. 13)
- Collected first-career interception vs. Oklahoma (Nov. 13).
- Had stretch of five consecutive games in 2021 with a PBU.
- Played in eight games in 2020, primarily on special teams.
- Spent freshman season at Butler (Kansas) Community College.
- Appeared in 13 games with 70 total tackles and forced two fumbles as a freshman in 2019.
- Played RB/WR in high school
- Three-star recruit; ESPN's No. 15 junior college cornerback nationally; chose Baylor over Auburn
- Majoring in health, kinesiology and leisure studies.

### UTLEY CAREER STATISTICS

#### DEFENSIVE

| YEAR          | G/GS        | UT        | AT        | TT        | TFL-YD        | QBS-YD        | FF/FR      | QBH      | INT-YD      |
|---------------|-------------|-----------|-----------|-----------|---------------|---------------|------------|----------|-------------|
| 2018          |             |           |           |           | Redshirted    |               |            |          |             |
| 2019          | 14/0        | 1         | 1         | 2         | 0.5-2         | 0.5-2         | 0/0        | 0        | 0-0         |
| 2020          | 6/0         | 12        | 8         | 20        | 2.0-4         | 0.0-0         | 0/1        | 1        | 0-0         |
| 2021          | 14/6        | 12        | 11        | 23        | 4.0-19        | 2.0-13        | 0/0        | 2        | 1-15        |
| 2022          | 5/0         | 1         | 3         | 4         | 0.0-0         | 0.0-0         | 0/0        | 2        | 0-0         |
| <b>CAREER</b> | <b>39/6</b> | <b>26</b> | <b>23</b> | <b>49</b> | <b>5.5-25</b> | <b>2.5-15</b> | <b>0/1</b> | <b>5</b> | <b>1-15</b> |

#### UTLEY'S CAREER BESTS

Tackles: 6, 2x, last vs. West Virginia (10/9/21)  
Solo Tackles: 6 at Iowa State (11/7/20)  
Tackles for loss: 1.5 at WVU (10/3/20)  
Sacks: 1.0, 2x, last vs. Ole Miss (1/1/22)  
Fumble Recoveries: 1 vs. TCU (10/31/20)  
QB Hurries: 1, 5x, last vs. Texas State (9/17/22)  
Interceptions: 1, vs. Oklahoma State (12/4/21)  
Pass Breakups: 1, vs. BYU (10/16/21)

#### UTLEY'S GAME-BY-GAME DEFENSIVE STATS

| DATE    | OPPONENT       | UT | AT | TT | TFL-YDS | QBS-YDS |
|---------|----------------|----|----|----|---------|---------|
| 9/3/22  | UALBANY        | 1  | 3  | 4  | 0.0-0   | 0.0-0   |
| 9/10/22 | at BYU         | 0  | 0  | 0  | 0.0-0   | 0.0-0   |
| 9/17/22 | TEXAS STATE    | 0  | 0  | 0  | 0.0-0   | 0.0-0   |
| 9/24/22 | at Iowa State  | 0  | 0  | 0  | 0.0-0   | 0.0-0   |
| 10/1/22 | OKLAHOMA STATE | 0  | 0  | 0  | 0.0-0   | 0.0-0   |

### WALCOTT CAREER STATISTICS

#### DEFENSIVE

| YEAR          | G/GS         | UT        | AT        | TT        | TFL-YD        | QBS-YD       | FF/FR      | PD       | INT-YD       |
|---------------|--------------|-----------|-----------|-----------|---------------|--------------|------------|----------|--------------|
| 2020          | 8/0          | 2         | 1         | 3         | 0-0           | 0-0          | 0/0        | 0        | 0-0          |
| 2021          | 12/8         | 29        | 4         | 33        | 2.0-5         | 1.0-1        | 0/0        | 5        | 3-101        |
| 2022          | 5/5          | 14        | 18        | 32        | 5.0-11        | 0.0-0        | 1/0        | 2        | 0-0          |
| <b>CAREER</b> | <b>25/13</b> | <b>45</b> | <b>23</b> | <b>68</b> | <b>7.0-16</b> | <b>2.0-1</b> | <b>1/0</b> | <b>7</b> | <b>3-101</b> |

#### WALCOTT'S CAREER BESTS

Tackles: 9, vs. Texas State (9/17/22)  
Solo Tackles: 6, vs. Iowa State (9/25/21)  
Tackles-For-Loss: 2.0, vs. Texas State (9/17/22)  
Interceptions: 1, 3x, last vs. Ole Miss (1/1/22)  
Sacks: 1.0, vs. Ole Miss (1/1/22)  
Pass Breakups: 1, 7x, last at BYU (9/10/22)

#### WALCOTT'S GAME-BY-GAME DEFENSIVE STATS

| DATE    | OPPONENT       | UT | AT | TT | PD | INT-YDS |
|---------|----------------|----|----|----|----|---------|
| 9/3/22  | UALBANY        | 3  | 1  | 4  | 1  | 0-0     |
| 9/10/22 | at BYU         | 0  | 3  | 3  | 1  | 0-0     |
| 9/17/22 | TEXAS STATE    | 4  | 5  | 9  | 0  | 0-0     |
| 9/24/22 | at Iowa State  | 2  | 5  | 7  | 0  | 0-0     |
| 10/1/22 | OKLAHOMA STATE | 4  | 4  | 8  | 0  | 0-0     |



# PLAYERS



**0**  
**CRAIG WILLIAMS**  
 RB • 5-9 • 168 • JR. • 2L  
 CROSBY, TEXAS (HS)

- **LAST GAME (L, 36-25 vs. OSU):** Started at RB, 2 carries for 11 yards; 1 catch for 17 yards.
- Nickname is "Sqwirl"
- Fifth-year junior running back who has battled injuries throughout his career.
- Notched career-high 17 carries at BYU (9/10/22)
- Rushed for fourth-career TD, first since 2020, against UAlbany on Sept. 3
- Appeared in two games last season with limited action.
- Led the team with 188 rushing yards, two touchdowns and 9.4 yards per carry in 2020
- 2020 Second Team Academic All-Big 12 selection
- Did not appear in 2019 due to injury
- Played in just two games as true freshman in 2018, making collegiate debut on Oct. 6 vs. K-State.
- Rushed for over 3,800 yards with 53 touchdowns in HS career at Crosby
- No. 8 all-purpose back in the country, checked in at No. 294 on ESPN300 with four-star rating
- Also ran track in high school with personal-best 10.23 in 100 meters and 21.33 in 200 meters, rated the No. 6 HS sprinter in the country.

### C. WILLIAMS CAREER STATISTICS

#### RUSHING

| YEAR          | G/GS        | ATT       | YD         | AVG        | TD       | LP/OPPONENT             |
|---------------|-------------|-----------|------------|------------|----------|-------------------------|
| 2018          | 2/0         | 2         | 35         | 17.5       | 1        | 21/Kansas State (2018)  |
| 2019          |             |           |            |            |          | REDSHIRTED              |
| 2020          | 4/1         | 26        | 197        | 7.6        | 2        | 32/TCU (TD)             |
| 2021          | 2/0         | 4         | 15         | 3.8        | 0        | 7/Iowa State            |
| 2022          | 5/2         | 40        | 184        | 4.6        | 2        | 30/vs. Texas State (TD) |
| <b>CAREER</b> | <b>13/3</b> | <b>72</b> | <b>431</b> | <b>6.0</b> | <b>5</b> | <b>32/TCU (TD)</b>      |

#### C. WILLIAMS' CAREER BESTS

##### RUSHING

Attempts: 17, at BYU (9/10/22)  
 Yards: 91, vs. TCU (10/31/20)  
 Touchdowns: 1, 5x, last vs. Texas State (9/17/22)  
 Longest Rush: 32, vs. TCU (10/31/20)

### C. WILLIAMS' GAME-BY-GAME RUSHING STATS

| DATE    | OPPONENT       | ATT | YDS | Avg. | TD | TD YDS |
|---------|----------------|-----|-----|------|----|--------|
| 9/3/22  | UALBANY        | 3   | 13  | 4.3  | 1  | 4      |
| 9/10/22 | at BYU         | 17  | 68  | 4.0  | 0  | --     |
| 9/17/22 | TEXAS STATE    | 8   | 56  | 7.0  | 1  | 30     |
| 9/24/22 | at Iowa State  | 10  | 36  | 3.6  | 0  | --     |
| 10/1/22 | OKLAHOMA STATE | 2   | 11  | 5.5  | 0  | --     |



**33**  
**WILL WILLIAMS**  
 LB • 6-2 • 211 • JR. • 1L  
 EL PASO, TEXAS (CHAPIN HS)

- **LAST GAME (L, 36-25 vs. OSU):** Recorded a solo tackle for 2-yard loss
- Fourth-year sophomore who has played in 24 career games.
- Saw action in 13 games in 2021 and tallied seven tackles.
- Played in three games in 2020 with just one tackle vs. TCU on Oct. 31
- Appeared in four games as a true freshman in 2019; redshirted to retain eligibility.
- Three-star recruit by 247Sports; ranked as No. 100 prospect in Texas
- Majoring in sociology

### W. WILLIAMS CAREER STATISTICS

#### DEFENSIVE

| YEAR          | G/GS        | UT        | AT       | TT        | TFL-YD       | QBS-YD       | FF/FR      | QBH      | INT-YD     |
|---------------|-------------|-----------|----------|-----------|--------------|--------------|------------|----------|------------|
| 2019          | 4/0         | 3         | 0        | 3         | 0.0-0        | 0.0-0        | 0/0        | 1        | 0-0        |
| 2020          | 3/0         | 1         | 0        | 1         | 0.0-0        | 0.0-0        | 0/1        | 0        | 0-0        |
| 2021          | 13/0        | 5         | 2        | 7         | 0.0-0        | 0.0-0        | 1/0        | 0        | 0-0        |
| 2022          | 4/0         | 6         | 1        | 7         | 1.0-2        | 0.0-0        | 0/0        | 0        | 0-0        |
| <b>CAREER</b> | <b>24/0</b> | <b>15</b> | <b>3</b> | <b>18</b> | <b>1.0-2</b> | <b>0.0-0</b> | <b>1/1</b> | <b>0</b> | <b>0-0</b> |

#### W. WILLIAMS' CAREER BESTS

Tackles: 4, vs. Iowa State (9/25/21)  
 Solo Tackles: 3, 2x, last vs. Texas State (9/17/22)  
 Tackles for loss: 1.0, vs. Oklahoma State (10/1/22)  
 Sacks: n/a  
 Forced Fumbles: 1, vs. Iowa State (9/25/21)  
 Fumble Recoveries: 1 at WVU (10/3/20)  
 QB Hurries: 1 vs UTSA (9/7/19)

### W. WILLIAMS' GAME-BY-GAME DEFENSIVE STATS

| DATE    | OPPONENT       | UT | AT | TT | TFL-YDS      | QBS-YDS |
|---------|----------------|----|----|----|--------------|---------|
| 9/3/22  | UALBANY        | 0  | 1  | 1  | 0.0-0        | 0.0-0   |
| 9/10/22 | at BYU         | 2  | 0  | 2  | 0.0-0        | 0.0-0   |
| 9/17/22 | TEXAS STATE    | 3  | 0  | 3  | 0.0-0        | 0.0-0   |
| 9/24/22 | at Iowa State  |    |    |    | DID NOT PLAY |         |
| 10/1/22 | OKLAHOMA STATE | 1  | 0  | 1  | 1.0-2        | 0.0-0   |



**14**  
**ARMANI WINFIELD**  
 WR • 6-2 • 203 • FR. • HS  
 LEWISVILLE, TEXAS (LEWISVILLE HS)

- **LAST GAME (L, 36-25 vs. OSU):** Did not play.
- True freshman wide receiver who prepped at Lewisville HS
- Made collegiate debut in 2022 season opener vs. UAlbany (9/3/22)
- Totaled 66 receptions for 1,006 yards and 8 TDs
- Unanimous First-Team All-District selection
- Finished HS career with 191 catches, 2,678 yards and 26 touchdowns.
- District 6-6A Co-Offensive Newcomer of the Year as a freshman in 2018
- Under Armour All-American.
- Four-star prospect according to each of the three major recruiting sites

### WINFIELD CAREER STATISTICS

#### RECEIVING

| YEAR | G/GS | REC | YD | AVG  | TD | LP/OPPONENT    |
|------|------|-----|----|------|----|----------------|
| 2022 | 3/0  | 1   | 10 | 10.0 | 0  | 10/vs. UAlbany |

# DEPTH CHART

## OFFENSE

|           |   |
|-----------|---|
| <b>WR</b> | <b>16 HAL PRESLEY (6-3, 199, SO.)</b>           |
|           | 14 Armani Winfield (6-2, 203, Fr.) <u>-OR-</u>  |
|           | 81 Jonathan Davidson (6-1, 206, So.)            |
| <b>LT</b> | <b>76 CONNOR GALVIN (6-7, 302, 5SR.)</b>        |
|           | 75 Elijah Ellis (6-6, 339, Jr.)                 |
| <b>LG</b> | <b>65 MICAH MAZZCCUA (6-5, 331, R-SO.)</b>      |
|           | 72 Mose Jeffery (6-4, 321, 5Sr.)                |
| <b>C</b>  | <b>66 JACOB GALL (6-2, 299, 5SR.)</b>           |
|           | 54 Timothy Dawn (6-2, 304, Fr.) <u>-OR-</u>     |
|           | 71 MJ Ruhman (6-4, 282, R-Fr.)                  |
| <b>RG</b> | <b>63 GRANT MILLER (6-4, 312, 5SR.)</b>         |
|           | 73 George Maile (6-3, 298, Fr.) <u>-OR-</u>     |
|           | 62 Ryan Lengyel (6-5, 302, R-Fr.)               |
| <b>RT</b> | <b>58 GAVIN BYERS (6-5, 310, JR.)</b>           |
|           | 77 Tate Williams (6-4, 284, R-Fr.)              |
| <b>WR</b> | <b>80 MONARAY BALDWIN (5-9, 164, SO.)</b>       |
|           | 6 Gavin Holmes (5-11, 200, 6Sr.) <u>-OR-</u>    |
|           | 18 Jordan Nabors (5-11, 182, Fr.)               |
| <b>WR</b> | <b>88 SETH JONES (6-1, 197, SO.)</b>            |
|           | 19 Javon Gipson (6-3, 200, R-Fr.) <u>-OR-</u>   |
|           | 34 Josh Cameron (6-1, 216, R-Fr.)               |
| <b>TE</b> | <b>8 BEN SIMS (6-5, 258, 5SR.)</b>              |
|           | 89 Drake Dabney (6-5, 251, Jr.)                 |
|           | 87 Kelsey Johnson (6-2, 243, Fr.) <u>-OR-</u>   |
|           | 43 Gavin Yates (6-3, 248, So.) <u>-OR-</u>      |
|           | 44 Mark Patton (6-4, 238, Jr.) <u>-OR-</u>      |
|           | 82 Cody Mladenka (6-4, 241, Fr.)                |
| <b>QB</b> | <b>12 BLAKE SHAPEN (6-0, 200, R-SO.)</b>        |
|           | 15 Kyron Drones (6-2, 223, R-Fr.) <u>-OR-</u>   |
|           | 13 Luke Anthony (6-1, 208, 7Sr.)                |
|           | 18 Brayson McHenry (5-11, 193, Fr.) <u>-OR-</u> |
|           | 17 Landry Kinne (6-0, 185, Jr.)                 |
| <b>RB</b> | <b>22 TAYE MCWILLIAMS (6-1, 211, SO.)</b>       |
|           | 28 Qualan Jones (5-10, 242, Jr.) <u>-OR-</u>    |
|           | 29 Richard Reese (5-9, 175, Fr.) <u>-OR-</u>    |
|           | 0 Craig Williams (5-8, 173, So.) <u>-OR-</u>    |
|           | 21 Josh Fleeks (6-0, 204, 5Sr.)                 |

## SPECIAL TEAMS

|           |   |
|-----------|---|
| <b>FG</b> | <b>95 JOHN MAYERS (5-11, 189, 5SR.)</b>       |
|           | 98 Isaiah Hankins (6-0, 189, So.) <u>-OR-</u> |
|           | 99 Noah Rauschenberg (6-1, 204, Sr.)          |
| <b>KO</b> | <b>99 NOAH RAUSCHENBERG (6-1, 204, SR.)</b>   |
|           | 98 Isaiah Hankins (6-0, 189, So.) <u>-OR-</u> |
|           | 43 Issac Power (6-1, 201, 5Sr.)               |
| <b>P</b>  | <b>1 ISSAC POWER (6-1, 201, 5SR.)</b>         |
|           | 99 Noah Rauschenberg (6-1, 204, Sr.)          |

|           |  |
|-----------|--|
| <b>KR</b> | <b>80 MONARAY BALDWIN (5-9, 164, SO.)</b>    |
|           | 0 Craig Williams (5-8, 173, So.) <u>-OR-</u> |
|           | 29 Richard Reese (5-9, 175, Fr.)             |
| <b>PR</b> | <b>80 MONARAY BALDWIN (5-9, 164, SO.)</b>    |
|           | 29 Richard Reese (5-9, 175, Fr.) <u>-OR-</u> |
|           | 6 Gavin Holmes (5-11, 200, 6Sr.)             |
| <b>LS</b> | <b>26 GARRISON GRIMES (6-2, 215, R-FR.)</b>  |
|           | 40 Corbin Robertson (6-4, 238, Sr.)          |
| <b>H</b>  | <b>1 ISSAC POWER (6-1, 201, 5SR.)</b>        |
|           | 31 Griffin Speaks (5-11, 180, Jr.)           |

## DEFENSE

|             |   |
|-------------|---|
| <b>F</b>    | <b>96 COLE MAXWELL (6-5, 285, 6SR.)</b>               |
|             | 9 TJ Franklin (6-4, 265, Sr.) <u>-OR-</u>             |
|             | 97 Cooper Lanz (6-3, 270, R-Fr.)                      |
| <b>N</b>    | <b>62 SIAKI IKA (6-4, 358, JR.)</b>                   |
|             | 90 Jaxon Player (6-0, 299, 5Sr.) <u>-OR-</u>          |
|             | 98 Chidi Ogbonnaya (6-5, 302, 6Sr.)                   |
| <b>E</b>    | <b>95 GABE HALL (6-6, 296, JR.)</b>                   |
|             | 54 Brayden Utley (6-1, 275, Sr.)                      |
| <b>JACK</b> | <b>55 GARMON RANDOLPH (6-7, 247, JR.) <u>-OR-</u></b> |
|             | <b>7 BRYSON JACKSON (6-4, 204, 6SR.)</b>              |
|             | 35 Jackie Marshall (6-3, 281, R-Fr.) <u>-OR-</u>      |
|             | 46 Tony Anyanwu (6-2, 248, R-So.)                     |
| <b>MLB</b>  | <b>5 DILLON DOYLE (6-3, 240, 5SR.)</b>                |
|             | 36 Tyrone Brown (5-11, 222, R-Fr.) <u>-OR-</u>        |
|             | 44 Josh White (6-0, 229, Jr.) <u>-OR-</u>             |
|             | 41 Brooks Miller (6-1, 225, So.)                      |
| <b>WLB</b>  | <b>2 MATT JONES (6-3, 224, JR.)</b>                   |
|             | 33 Will Williams (6-2, 211, Jr.) <u>-OR-</u>          |
|             | 7 Bryson Jackson (6-4, 204, 6Sr.)                     |
| <b>STAR</b> | <b>13 AL WALCOTT (6-2, 219, SR.)</b>                  |
|             | 14 Devin Neal (5-11, 201, Jr.) <u>-OR-</u>            |
|             | 12 Alfonso Allen (5-11, 183, Fr.) <u>-OR-</u>         |
|             | 29 Romario Noel (6-3, 212, R-Fr.)                     |
| <b>CB</b>   | <b>11 LORANDO JOHNSON (6-0, 193, SO.)</b>             |
|             | 19 AJ McCarty (5-11, 180, So.) <u>-OR-</u>            |
|             | 22 Reggie Bush (6-0, 183, Fr.)                        |
| <b>S</b>    | <b>20 DEVIN LEMEAR (5-11, 183, RFR.)</b>              |
|             | 28 Devyn Bobby (5-10, 174, Fr.)                       |
| <b>S</b>    | <b>4 CHRISTIAN MORGAN (6-1, 211, 5SR.)</b>            |
|             | 16 Mike Harris (5-10, 168, So.) <u>-OR-</u>           |
|             | 25 Byron Hanspard Jr. (6-0, 182, 5Sr.)                |
| <b>CB</b>   | <b>3 MARK MILTON (6-2, 191, 5SR.)</b>                 |
|             | 21 Chateau Reed (6-2, 193, So.) <u>-OR-</u>           |
|             | 27 Tevin Williams III (6-1, 188, R-Fr.)               |

## CAREER STARTS

|    |  |
|----|--|
| 42 | Connor Galvin  |
| 33 | Grant Miller (16*)   |
| 32 | Luke Anthony (32*), Jacob Gall (13*)   |
| 30 | Jaxon Player (29*), Dillon Doyle (3*)  |
| 24 | Ben Sims   |
| 21 | Christian Morgan   |
| 16 | Cole Maxwell, Siaki Ika (1*)   |
| 15 | Khalil Keith, Gavin Holmes   |
| 13 | Drake Dabney, Gavin Byers, Matt Jones, Al Walcott                                  |
| 12 | Gabe Hall, TJ Franklin   |
| 10 | Mark Milton  |
| 9  | Garmon Randolph  |
| 7  | Blake Shapen   |
| 6  | Brayden Utley  |
| 5  | Hal Presley, Micah Mazzccua, Seth Jones, Lorando Johnson, Devin Neal, Devin Lemear |
| 4  | Josh Fleeks,   |
| 3  | Chidi Ogbonnaya, Mose Jeffery  |
| 2  | Taye McWilliams, Kelsey Johnson, Craig Williams                                    |
| 1  | Gavin Yates, Qualan Jones, Victor Obi  |

## CONSECUTIVE STARTS

|    |               |
|----|---------------|
| 31 | Connor Galvin |
| 18 | Jacob Gall    |
| 11 | Al Walcott    |
| 8  | Siaki Ika     |

## CAREER GAMES PLAYED

|    |   |
|----|---|
| 51 | Jacob Gall (32*), Chidi Ogbonnaya   |
| 50 | Connor Galvin   |
| 48 | Christian Morgan  |
| 47 | Grant Miller (29*)  |
| 46 | Jaxon Player (41*), Josh Fleeks   |
| 45 | Dillon Doyle (17*)  |
| 44 | Mark Milton   |
| 43 | Isaac Power, Jaxon Player   |
| 41 | Khalil Keith  |
| 40 | Luke Anthony (39*), Bryson Jackson  |
| 39 | Brayden Utley   |
| 37 | TJ Franklin   |
| 36 | Noah Rauschenberg   |
| 35 | Siaki Ika (17*), Ben Sims   |
| 30 | Matt Jones, Byron Hanspard  |
| 28 | John Mayers, Gabe Hall  |
| 27 | Devin Neal, Gavin Byers   |
| 26 | Cole Maxwell  |
| 25 | Drake Dabney, Al Walcott  |
| 24 | Gavin Holmes, Will Williams   |
| 23 | Griffin Speaks  |
| 22 | Garmon Randolph, Qualan Jones   |
| 21 | Jacoby Clarke, AJ McCarty, Mose Jeffery   |
| 19 | Victor Obi  |
| 18 | Gavin Yates   |
| 17 | Taye McWilliams, Corbin Robertson (16*)   |
| 16 | Isaiah Hankins, Chateau Reed  |
| 15 | Josh White (10*)  |
| 14 | Micah Mazzccua  |
| 13 | Jaylen Ellis, Lorando Johnson, Craig Williams, Hal Presley, Brooks Miller, Craig Williams |
| 12 | Monaray Baldwin   |
| 11 | Blake Shapen  |

\* - Indicates previous school

## PRONUNCIATION GUIDE

|                 |                          |                      |                        |
|-----------------|--------------------------|----------------------|------------------------|
| Tony ANYANWU    | an-YAN-woo               | Jaden MARONEN        | ma-ROW-nin             |
| Dave ARANDA     | uh-RAN-duh               | AYINDA Marshall      | aye-IN-dah             |
| MONARAY Baldwin | MON-uh-ray               | Michael MASTRODICASA | MASTRO-de-casa         |
| DEVYN Bobby     | like "devin"             | Micah MAZZCCUA       | Muh-ZOO-cuh            |
| Cisco CASTON    | CAST-on                  | Cody MLADENKA        | mh-la-DINK-ahh         |
| KYRON Drones    | KYE-run                  | Jordan Nabors        | like "neighbors"       |
| Alvin EBOSELE   | ehh-BOSS-uh-lay          | Romario Noel         | row-MAR-ee-oh          |
| Jacob GALL      | rhymes with "ball"       | Victor OBI           | OH-bee                 |
| SIAKI 'APU' IKA | See-AH-key AH-poo EE-kuh | CHIDI OGBONNAYA      | CHEE-dee OH-buh-NYE-uh |
| BOCHAO JIN      | BO-chow                  | Noah RAUSCHENBERG    | RAW-shin-burg          |
| QUALAN Jones    | KWAY-lun                 | CHATEAU Reed         | SHAT-toe               |
| KHALIL Keith    | kuh-LEAL                 | KAIAN Roberts-Day    | KAI-an                 |
| Landry KINNE    | KIN-ee                   | MJ RUHMAN            | REW-man                |
| Cooper LANZ     | LAN-zz                   | Blake SHAPEN         | SHAY-pin               |
| Devin LEMEAR    | luh-MEER                 | Kaden SIERACKI       | ser-ACK-ee             |
| Ryan LENGYEL    | lin-GELL                 | Devonte TEZINO       | TEZ-know               |
| George MAILE    | MY-lay                   | Prince UGOH          | OOH-go                 |