

BAYLOR

FOOTBALL GAME NOTES



Follow Baylor Football on Twitter, Instagram and Facebook: @BUFootball

GAME 1

NR **BAYLOR** (2-7, 2-7 Big 12 in 2020) at NR **TEXAS STATE** (2-10, 2-6 Sun Belt in 2020)



Sept. 4, 2021 • 6:00 p.m. CT • Watch: ESPN+ and ESPN App • Listen: ESPN Central Texas & TuneIn App
San Marcos, Texas • Bobcat Stadium (30,008) • Social Media: @BUFootball | #SicEm

MEDIA INFORMATION

TV: ESPN+ / ESPN app

Talent: Brant Freeman (pxp), Keith Moreland (analyst),
Koral Riggs (sideline)

Radio: Baylor Sports Network / ESPN Central Texas

Talent: John Morris (pxp), J.J. Joe (analyst),
Ricky Thompson (sideline)

Satellite Radio: Sirius 138 / XM 199 / Internet 953

Live Stats: BaylorBears.com/stats

Twitter: @BUFootball | #SicEm

BAYLOR 2-7, 2-7 Big 12 in 2020

Ranking	NR – AP, NR – Coaches
Head Coach	Dave Aranda (Cal Lutheran, '99)
Career Record	2-7 (2nd season)
Baylor Record	2-7 (2nd season)
vs. TXST	0-0

TEXAS STATE 2-10, 2-6 SUN BELT

Ranking	NR – AP, NR – Coaches
Head Coach	Jake Spavital (Missouri State, '09)
Career Record	5-19 (3rd season)
TXST Record	5-19 (3rd season)
vs. Baylor	0-0

BAYLOR COACHING STAFF

On the Field

Dave Aranda	Head Coach
Joey McGuire	Associate HC/OLB
Ron Roberts	Defensive Coordinator/ILB
Jeff Grimes	Offensive Coordinator/TE
Dennis Johnson	Defensive Line
Justin Johnson	Running Backs
Eric Mateos	Offensive Line
Matthew Powledge	Special Teams Coord./Safeties
Chansi Stuckey	Wide Receivers

In the Booth

Shawn Bell	Quarterbacks
Kevin Curtis	Cornerbacks

BAYLOR ATHLETICS COMMUNICATIONS

DAVID KAYE Primary Contact
254-709-5147 • David_Kaye@baylor.edu

MAX CALDERONE Assistant Contact
254-265-1639 • Max_Calderone@baylor.edu

MATT ROBERTS Assistant Contact
TBD • TBD

STORY LINES

- Baylor opens the 2021 season on the road at Texas State, the Bears' first season opener away from home since 2015, when BU won 56-21 at SMU in its first game of the season.
- This is the first series meeting since 2007. BU is 7-0 all-time against Texas State (all in Waco) and has won the previous meetings by an average of 39-10, outscoring Texas State 279-73.
- BU is 79-36-4 all-time in season openers. The Bears have won 11 of 12 season openers since 2009.
- Baylor ranked 2nd in the Big 12 and 16th nationally in turnover margin (0.89) last season. The Bears had 17 takeaways on the season including 12 interceptions and five fumble recoveries.
- BU lost only 1 fumble last season, the fewest of any FBS team with 9+ games played.
- Baylor returns 17 of 22 starters and 54 of 68 letterman from last season's team.
- The Bears' defense returns 10 starters from a unit which allowed only 203.0 passing yards per game last season, second-best in the Big 12 Conference.
- The Bears' five starting defensive backs have a combined 177 career games played and 77 career starts. CB Raleigh Texada leads all BU returners with 29 career starts (23-consecutive).
- BU returns 7 starters on offense, led by OL Connor Galvin and Xavier-Newman Johnson with 23 starts apiece.
- The Bears added a pair of experienced O-Line transfers with Jacob Gall (13 starts at Buffalo) and Grant Miller (16 starts at Vanderbilt). Six members of the O-Line have a combined 93 career starts.
- Fourth-year junior QB Gerry Bohanon (Earle, Ark.), a 2020 graduate, will make his career-first start on Saturday after coming off the bench in 15 games over his first three years with the Bears.
- Do-it-all-back Trestan Ebner leads all active FBS running backs with 1,232 career receiving yards.
- The Bears welcome four new assistant coaches for 2021 – Jeff Grimes (Offensive Coordinator/TEs), Eric Mateos (Offensive Line), Chansi Stuckey (Wide Receivers) and Kevin Curtis (Cornerbacks).
- Baylor has 78 wins since 2011, 3rd-most in the state of Texas behind only A&M (84) and TCU (80).
- BU is playing its 120th season of football and holds a 609-584-44 (.510) all-time record. Baylor has scored in a school-record 173 straight games - the previous record was 89 games from Dec. 31, 1979 - Oct. 23, 1987.

2021 SCHEDULE

	Sept. 4 Baylor at Texas State	ESPN+	6 pm
	San Marcos, Texas / Bobcat Stadium (30,008) / Baylor is 7-0 in all-time series (0-0 in San Marcos)		
	Sept. 11 Texas Southern at Baylor	ESPN+	6 pm
	Waco, Texas / McLane Stadium (45,140) / Baylor is 0-0 in all-time series		
	Sept. 18 Baylor at Kansas	ESPN+	2:30 pm
	Lawrence, Kan. / Memorial Stadium (47,000) / Baylor is 16-4 in all-time series (6-4 in Lawrence)		
	Sept. 25 Iowa State at Baylor	TBD	TBD
	Waco, Texas / McLane Stadium (45,140) / Baylor is 10-9 in all-time series (6-3 in Waco)		
	Oct. 2 Baylor at Oklahoma State	TBD	TBD
	Stillwater, Okla. / Boone Pickens Stadium (60,000) / Baylor is 18-21 in all-time series (7-13 in Stillwater)		
	Oct. 9 West Virginia at Baylor	TBD	TBD
	Waco, Texas / McLane Stadium (45,140) / Baylor is 3-6 in all-time series (3-1 in Waco)		
	Oct. 16 BYU at Baylor	TBD	TBD
	Waco, Texas / McLane Stadium (45,140) / Baylor is 1-1 in all-time series (1-0 in Waco)		
	Oct. 30 Texas at Baylor	TBD	TBD
	Waco, Texas / McLane Stadium (45,140) / Baylor is 27-79-4 in all-time series (17-31-2 in Waco)		
	Nov. 6 Baylor at TCU	TBD	TBD
	Fort Worth, Texas / Amon G. Carter Stadium (50,000) / BU is 53-56-7 in all-time series (19-23-1 in Fort Worth)		
	Nov. 13 Oklahoma at Baylor	TBD	TBD
	Waco, Texas / McLane Stadium (45,140) / Baylor is 3-28 in all-time series (2-13 in Waco)		
	Nov. 20 Baylor at Kansas State	TBD	TBD
	Manhattan, Kan. / Bill Snyder Family Stadium (50,000) / Baylor is 9-9 in all-time series (3-5 in Manhattan)		
	Nov. 27 Texas Tech at Baylor	TBD	TBD
	Waco, Texas / McLane Stadium (45,140) / Baylor is 39-39-1 in all-time series (19-11 in Waco)		



DAVE ARANDA
HEAD COACH, SECOND SEASON

THE ARANDA FILE

PERSONAL

Born: Sept. 29, 1976
Family: wife: Dione; children: Jaelyn, Jordyn, Ronin

EDUCATION

California Lutheran, 1999 (Philosophy)
Texas Tech, 2002 (Interdisciplinary Studies)

COACHING EXPERIENCE

1995 Redlands (Calif.) High School, DC/LB/OL
1996-99 California Lutheran, linebackers
2000-02 Texas Tech, graduate assistant
2003-04 Houston, linebackers
2005-06 California Lutheran, DC/linebackers
2007 Delta State, co-DC/secondary
2008-09 Hawaii, defensive line
2010-11 Hawaii, defensive coordinator
2012 Utah State, defensive coordinator
2013-15 Wisconsin, DC/ILB
2016 LSU, DC/linebackers
2017-19 LSU, AHC/DC/linebackers
2020-pres. Baylor, head coach

THE ARANDA WORKSHEET

YEAR	SCHOOL	OVERALL RECORD	CONFERENCE RECORD
2020	Baylor	2-7	2-7
2021	Baylor	0-0	0-0
TOTAL	2nd season	2-7	2-7

ADDITIONAL STORYLINES

- Baylor is playing its first non-conference game in 613 days – last on Jan. 1, 2020 vs. Georgia in the Sugar Bowl. It’s second-year head coach Dave Aranda’s first non-conference game as a head coach.
- Offensive coordinator Jeff Grimes has brought RVO to Waco - “Reliable Violent Offense” - an attacking, multiple formation offense that runs a few plays a lot of ways with as much misdirection as any team in the country.
- Grimes’ 2020 BYU offense finished 3rd nationally in scoring (43.5 ppg) and 7th in total offense (522.2 ypg).
- Joining Grimes in making the move from Provo to Waco is offensive line coach Eric Mateos, who spent the past two seasons at BYU. Mateos’ offensive line ranked 8th nationally in 2020 with 1.0 sacks allowed per game.
- R.J. Sneed needs 9 receiving yards to become Baylor’s 39th all-time player with 1,000+ career receiving yards.
- Trestan Ebner needs one reception to join Brandon Whitaker as the only backs in BU history with 100+ receptions.

TEXAS STATE SERIES HISTORY

- Baylor and Texas State will meet for the 8th time in series history. BU is 7-0 all-time against Texas State (all in Waco) and has won the previous meetings by an average of 39-10, outscoring Texas State 279-73.
- BU wins vs. TXST: 1909 (55-0), 1913 (9-7), 1916 (76-0), 1987 (36-15), 1988 (45-7), 2004 (24-17), 2007 (34-27).
- Baylor is 10-0 all-time against current Sun Belt Conference members: Arkansas State (1-0), Louisiana-Monroe (2-0), Texas State (7-0). BU has won those 10 meetings by an average score of 42-13 (combined score of 420-125).

FIRST ROAD SEASON OPENER SINCE 2015

- Baylor opens the season with a road game for the first time since 2015 and the 10th time in the 26-year Big 12 era – 2015 win at SMU, 2009 win at Wake Forest, 2007 loss at TCU, 2005 win at SMU, 2004 loss at UAB, 2002 loss at California, 2000 win at North Texas, 1999 loss at Boston College, 1998 loss at Oregon State.
- BU is 79-36-4 all-time in season openers. The Bears have won 11 of 12 season openers since 2009.
- Despite not having any spring football practices in its first season under head coach Dave Aranda, Baylor battled in all five road games last season, with three decided by one score. BU lost 27-21 in 20Ts at West Virginia, then fell 27-16 at Texas, 38-31 at No. 17 Iowa State, 24-23 at Texas Tech and 27-14 at No. 13 Oklahoma.

BOHANON MAKING CAREER-FIRST START

- Baylor fourth-year junior QB Gerry Bohanon will become Baylor’s 21st different QB to start a game since 2000.
- Bohanon looks to join Bryce Petty (2013) as the only Baylor QBs in the last 20 years to make their career-first starts and lead the Bears to a win in a season opener.
- Below are stats for the 20 previous quarterbacks’ career-first starts for the Bears (since 2000).

BAYLOR QUARTERBACK CAREER-FIRST STARTS (SINCE 2000)

Year	Quarterback	Class	First Game	Result	Rushing	Passing
2000	Greg Cicero	So.	*at North Texas	W, 20-7	10-(-3), 0 TD	17-28-0, 213, 0 TD
2000	Guy Tomcheck	So.	SOUTH FLORIDA	W, 28-13	3-(-11), 0 TD	20-28-0, 223, 3 TD
2000	Kerry Dixon	Fr.	TEXAS A&M	L, 24-0	7-10, 0 TD	11-27-4, 107, 0 TD
2000	Josh Zachry	R-Fr.	MISSOURI	L, 47-22	18-(-37), 0 TD	15-27-1, 195, 2 TD
2001	Aaron Karas	R-Fr.	SOUTHERN ILLINOIS	W, 56-12	12-66, 1 TD	22-31-1, 331, 3 TD
2003	Shawn Bell	R-Fr.	at #1 Oklahoma	L, 41-3	1-8, 0 TD	16-30-1, 108, 0 TD
2004	Dane King	Jr.	*UAB	L, 56-14	4-(-34), 0 TD	18-29-3, 167, 1 TD
2004	Terrance Parks	R-Fr.	#2 OKLAHOMA	L, 35-0	10-(-39), 0 TD	14-22-0, 130, 0 TD
2006	Blake Szymanski	R-Fr.	at Texas Tech	L, 55-21	22-25, 2 TD	16-30-1, 197, 1 TD
2007	Michael Machen	Sr.	#19 TEXAS	L, 31-10	3-(-6), 0 TD	25-44-3, 231, 1 TD
2008	Kirby Freeman	Sr.	*#23 WAKE FOREST	L, 41-13	2-0, 0 TD	4-11-2, 31, 0 TD
2008	Robert Griffin III	Fr.	NORTHWESTERN ST	W, 51-6	10-42, 1 TD	15-19-0, 294, 3 TD
2009	Nick Florence	Fr.	KENT STATE	W, 31-15	11-60, 2 TD	20-27-0, 216, 0 TD
2013	Bryce Petty	Jr.	*WOFFORD	W, 69-3	3-3, 0 TD	19-24-0, 312, 2 TD
2014	Seth Russell	So.	NORTHWESTERN ST	W, 70-6	3-9, 1 TD	16-25-0, 438, 5 TD
2015	Jarrett Stidham	Fr.	at Kansas State	W, 31-24	7-1, 1 TD	23-33-0, 419, 3 TD
2015	Chris Johnson	So.	at #15 TCU	L, 28-21 (2ot)	15-13, 0 TD	7-24-1, 61, 1 TD
2016	Zach Smith	Fr.	KANSAS STATE	L, 42-21	4-(-9), 0 TD	27-45-3, 258, 3 TD
2017	Anu Solomon	Sr.	*LIBERTY	L, 48-45	6-97, 0 TD	14-29-1, 278, 3 TD
2017	Charlie Brewer	Fr.	at Kansas	W, 38-9	8-22, 0 TD	23-29-0, 315, 3 TD
2018	Jalan McClendon	Sr.	OKLAHOMA ST.	W, 35-31	8-28, 1 TD	10-17-1, 102, 0 TD

*Season opener

2021 ROSTER FEATURES 26 GRADUATES

- *Preparing Champions for Life* is more than a slogan at Baylor and coach Dave Aranda’s team is proving it in the classroom. The 2021 Baylor roster features 26 college graduates, including three graduate transfers.
- The list of graduates is as follows: Terrel Bernard, Gerry Bohanon, Zeke Brown, Dillon Doyle, Drew Estrada (Dartmouth), Jacob Gall (Buffalo), Tyler Henderson, Christoph Henle, Gavin Holmes, Bryson Jackson, Khalil Keith, Jackson Kimble, Cole Maxwell, Jaiwon McVea, Grant Miller (Vanderbilt), Christian Morgan, Xavier Newman-Johnson, Chidi Ogbonnaya, Jalen Pitre, Thor Rodoni, Gunnar Royer, Rob Saulin, Abram Smith, R.J. Sneed, Raleigh Texada and Johncarlo Valentin.

FOUR ADDITIONS TO BAYLOR COACHING STAFF

- The Bears welcome four new assistant coaches for 2021 – Jeff Grimes (Offensive Coordinator/TEs), Eric Mateos (Offensive Line), Chansi Stuckey (Wide Receivers) and Kevin Curtis (Cornerbacks).
- Grimes is a 28-year coaching veteran, who led the BYU offense for the last three seasons and was named a 2020 finalist for the Broyles Award, given to the nation’s top assistant coach.
- Mateos served on Grimes’ offensive staff at BYU for the last two seasons, molding an offensive line that anchored one of the nation’s top offenses in 2020. The Cougars allowed only 12 sacks in 12 games last season.
- Stuckey joins the Bears after two successful seasons helping Clemson reach the College Football Playoff. He served in an offensive player development role in 2020 and a graduate assistant in 2019.
- Curtis, who played safety at Texas Tech while Aranda was on the coaching staff in 2000-01, joined BU after three seasons as cornerbacks coach at SMU. He also coached cornerbacks at Louisiana Tech for two seasons.

BU WELCOMES FOUR TRANSFERS TO FOLD FOR 2020

- Baylor added four scholarship transfers for the 2021 season, and all four are expected to compete for starting roles – WR Drew Estrada (Dartmouth), DT Siaki Ika (LSU), OL Grant Miller (Vanderbilt) and OL Jacob Gall (Buffalo).
- Ika is a massive 6-foot-4, 350-pound nose tackle, who played in 17 games over two seasons at LSU.
- Miller is the son of 2010 Baylor Athletics Hall of Fame inductee and 13-year NFL veteran Fred Miller. The younger Miller played in 29 games and made 16 starts over four seasons at Vanderbilt before joining BU as a grad transfer.
- Gall grad transferred to Baylor after playing in 33 games and making 13 starts over four seasons at Buffalo.
- Estrada played four seasons at Dartmouth, but didn’t play in 2020 as the Ivy League canceled football season. He joined BU as a grad transfer after recording 2,392 all-purpose yards for Dartmouth (14th in school history).

TWO GRAD TRANSFERS ADD TO EXPERIENCED OFFENSIVE LINE

- Baylor has six offensive linemen (4 returners, 2 grad transfers) who have each played at least three years of FBS football and have combined for 174 games played and 93 starts.
- Connor Galvin (31 games, 23 starts), Xavier Newman-Johnson (33 games, 23 starts), Khalil Keith (29 games, 9 starts) and Johncarlo Valentin (19 games, 9 starts) all return for the Bears. They’re joined by grad transfers Grant Miller (29 games, 16 starts at Vanderbilt) and Jacob Gall (33 games, 13 starts at Buffalo).

WEALTH OF OPTIONS AT RECEIVER

- BU returns its top 7 in receptions from last season, including a trio of wide receivers with 100 combined games played (41 starts). The Bears bring back 92% of their receptions from last season (188 of 205).
- R.J. Sneed (33 games, 19 starts), Tyquan Thornton (33 games, 19 starts) and Josh Fleeks (34 games, 3 starts) give the Bears an experienced wide receiver triple threat.
- Additionally, Gavin Holmes is back for his 5th season after ranking second on the team with 33 receptions last year.
- Sneed, who owns 87 receptions and 991 yards in his career, led the Bears with 39 catches, 497 yards and three receiving touchdowns in 2020. He ranked 6th in the Big 12 in yards per game (55.2) and 6th in receptions per game (4.3).
- Sneed needs 9 yards to become the 39th player in program history with 1,000+ career receiving yards.
- Thornton has 1,294 career receiving yards, which ranks 24th in program history, and 9 career receiving TDs.
- Fleeks has 569 career receiving yards on 60 receptions, along with 3 career receiving TDs and 2 rushing scores.

EBNER AN ELITE RECEIVING THREAT

- Baylor fifth-year senior do-everything-back Trestan Ebner has been an all-purpose weapon throughout his BU career whether on the ground, through the air or on special teams. He was 4th in the Big 12 in APY/gm (116.3) last season.
- Ebner enters the 2021 season with 2,834 career all-purpose yards, trailing only JD Spielman (TCU - 3,889) and Breece Hall (ISU - 2,901) among active Big 12 Conference players.
- In 2020, Ebner had 1,047 all-purpose yards and a team-high 6 touchdowns. Ebner was third on the team with 26 receptions and second with 299 receiving yards. His 6 TDs came rushing (1), receiving (3) and on kick returns (2).
- The senior ranks first in BU history among RB in receiving yards (1,231), receiving touchdowns (9) and second in receptions (99). He trails only Brandon Whitaker (120 receptions, 2003-07) in receptions by a running back.

RECORD BREAKDOWN

Current Streak	Lost 2
Current Home Streak	Lost 1
Current Away Streak	Lost 7
Last Win	32-21 vs. Kansas State (11/28/20)
Last Home Win	32-21 vs. Kansas State (11/28/20)
Last Away Win	61-6 at Kansas (11/30/19)
Last Loss	3-42 vs. No. 22 OSU (12/20/20)
Last Home Loss	3-42 vs. No. 22 OSU (12/20/20)
Last Away Loss	14-27 at No. 13 Oklahoma (12/5/20)

	Under Aranda	
	2020	Aranda
Home	2-2	2-2
Road	0-5	0-5
Neutral	0-0	0-0
Natural Grass	0-2	0-2
Artificial Turf	2-5	2-5
Day Games	0-5	0-5
Night Games	2-2	2-2
vs. AP Ranked Opponents	0-3	0-3
September	1-0	1-0
October	0-3	0-3
November	1-2	1-2
December	0-2	0-2
Leading at Halftime	1-2	1-2
Trailing at Halftime	1-4	1-4
Tied at Halftime	0-1	0-1
Scoring First	1-2	1-2
Opponent Scoring First	1-5	1-5
Score < 20 Points	0-4	0-4
Score 20+ Points	0-3	0-3
Score 30+ Points	1-1	1-1
Score 40+ Points	1-0	1-0
Opponent Scores < 20 Points	1-0	1-0
Opponent Scores 20+ Points	1-7	1-7
Opponent Scores 30+ Points	1-3	1-3
Opponent Scores 40+ Points	0-1	0-1
Gain < 20 First Downs	0-5	0-5
Gain 20+ First Downs	2-2	2-2
Opponent Gains < 20 First Downs	1-4	1-4
Opponent Gains 20+ First Downs	1-3	1-3
More Rushing Yards Than Opponent	1-1	1-1
Fewer Rushing Yards Than Opponent	1-6	1-6
Rush For < 100 Yards	1-6	1-6
Rush For 100+ Yards	1-1	1-1
Opponent Rushes For < 100 Yards	0-1	0-1
Opponent Rushes For 100+ Yards	2-6	2-6
More Passing Yards Than Opponent	1-4	1-4
Fewer Passing Yards Than Opponent	1-3	1-3
Pass For < 200 Yards	1-2	1-2
Pass For 200+ Yards	1-5	1-5
Opponent Passes For < 200 Yards	2-4	2-4
Opponent Passes For 200+ Yards	0-3	0-3
More Total Yards Than Opponent	2-2	2-2
Fewer Total Yards Than Opponent	0-5	0-5
Gain < 300 Total Yards	0-4	0-4
Gain 300+ Total Yards	2-3	2-3
Opponent Gains < 300 Total Yards	0-1	0-1
Opponent Gains 300+ Total Yards	2-5	2-5
Commit No Turnovers	1-2	1-2
Commit < 3 Turnovers	1-7	1-7
Commit 3+ Turnovers	0-0	0-0
Force < 3 Turnovers	2-5	2-5
Force 3 or + Turnovers	0-2	0-2
Commit < 6 Penalties	0-2	0-2
Commit 6 or + Penalties	2-5	2-5
3rd Down % < 25	0-2	0-2
3rd Down % 25-49	1-5	1-5
3rd Down % 50+	1-0	1-0
Opponent 3rd Down % < 25	0-1	0-1
Opponent 3rd Down % 25-49	2-3	2-3
Opponent 3rd Down % 50+	0-3	0-3
Trail Time of Possession	1-6	1-6
Lead Time of Possession	1-1	1-1
Overtime Games	0-1	0-1

2021 HONORS

KALON BARNES, CB

Third Team All-Big 12 (Phil Steele)
Reese's Senior Bowl Watchlist

TERREL BERNARD, LB

First Team All-Big 12 (Athlon, Phil Steele, Lindy's, CFN, media)
DCTF Best Linebacker
First Team All-Texas (DCTF)
Bednarik Watch List
Butkus Award Watch List
Bronko Nagurski Trophy Watch List
Reese's Senior Bowl Watchlist
NFLPA Collegiate Bowl Big Board

TRESTAN EBNER, KR/AP

First Team All-American (PFF)
Third Team All-American (Phil Steele)
Fourth Team All-American (Athlon)
First Team All-Big 12 (Athlon, Phil Steele)
Second Team All-Big 12 (Athlon)
Second Team All-Texas (DCTF)
Paul Hornung Award Watch List
Earl Campbell Tyler Rose Award Watch List
Reese's Senior Bowl Watchlist
NFLPA Collegiate Bowl Big Board

DILLON DOYLE, LB

Third Team All-Big 12 (Athlon, Phil Steele)

CONNOR GALVIN, OL

Second Team All-Big 12 (Athlon)
Third Team All-Big 12 (Phil Steele)
Second Team All-Texas (DCTF)
Reese's Senior Bowl Watchlist
NFLPA Collegiate Bowl Big Board

SIAKI IKA, DL

Third Team All-Big 12 (Phil Steele)
Fourth Team All-Big 12 (Athlon)
Polynesian Player of the Year Watch List

CHRISTIAN MORGAN, S

Fourth Team All-Big 12

XAVIER NEWMAN-JOHNSON, OL

First Team All-Big 12 (CFN)
NFLPA Collegiate Bowl Big Board

JALEN PITRE, S

Third Team All-American (PFF)
First Team All-Big 12 (Athlon, CFN, media)
Second Team All-Big 12 (Phil Steele, Lindy's)
First Team All-Texas (DCTF)
Bednarik Award Watch List
Bronko Nagurski Trophy Watch List
Reese's Senior Bowl Watchlist
NFLPA Collegiate Bowl Big Board

ISSAC POWER, P

Ray Guy Award Watch List

RJ SNEED, WR

First Team All-Big 12 (CFN)
Second Team All-Big 12 (Phil Steele)
Third Team All-Big 12 (Athlon)
Reese's Senior Bowl
NFLPA Collegiate Bowl Big Board

RALEIGH TEXADA, CB

Honorable Mention All-American (PFF)
First Team All-Big 12 (Lindy's)
Fourth Team All-Big 12 (Athlon)
First Team All-Texas (DCTF)

TYQUAN THORNTON, WR

Third Team All-Big 12 (Phil Steele)
NFLPA Collegiate Bowl Big Board

JT WOODS, S

NFLPA Collegiate Bowl Big Board

FOUR TIGHT ENDS WITH STARTING EXPERIENCE

- In addition to the experienced wide receiver corps, Baylor also has four experienced tight ends back for 2021.
- Christoph Henle (36 games, 8 starts), Tyler Henderson (21 games, 2 starts), Ben Sims (17 games, 7 starts) and Drake Dabney (6 games, 2 starts) combine to form quartet of tight ends who all have multiple career starts.
- Sims leads the quartet with 16 career receptions for 169 yards and 3 TDs, while Henle has 13 career receptions for 95 yards, Dabney has 6 receptions for 57 yards and a TD, and Henderson has 6 receptions for 29 yards.

BEARS HAVE THIRD-MOST WINS IN TEXAS IN LAST 10 YEARS

- Baylor has won 78 games since 2011, the third-most among the state of Texas' 12 FBS teams.
- Baylor's 78 wins trail only Texas A&M (84) and TCU (80), are tied with Houston (78) and lead Texas (73), SMU (57), Texas Tech (56), North Texas (54), UTSA (48), Rice (45), Texas State (32) and UTEP (31).

ARANDA IS ONE OF TOP DEFENSIVE MINDS IN COUNTRY

- Second-year head coach Dave Aranda has earned a reputation as one of the nation's top defensive minds over his 20-plus year career, including stops as defensive coordinator at LSU, Wisconsin, Utah State and Hawaii.
- Aranda led the LSU defense in 2019 as the Tigers posted a perfect 15-0 record and won the National Title with a 42-25 victory over Clemson in CFP National Championship Game.
- In six seasons as defensive coordinator at a Power 5 school from 2014-19, Aranda's defenses were ranked in the Top 12 nationally in total yards five times. The units also ranked among the top 10 in scoring four times in seven years from 2013-19.

BEARS RETURN 10 DEFENSIVE STARTERS

- Baylor's defense returns 10 starters for 2021 – TJ Franklin, Josh Landry, Ashton Logan, Dillon Doyle, Terrel Bernard, Jalen Pitre, Kalon Barnes, JT Woods, Christian Morgan and Raleigh Texada.
- According to "ESPN's Returning Production For 2021," the Baylor defense returns 85% of its production from last season, which ranks 14th nationally and leads the Big 12 by a large margin over Iowa State in 25th (81%).

BERNARD ANCHORS BAYLOR DEFENSE

- Preseason first-team All-Big 12 pick Terrel Bernard is back after starting five games before a season-ending shoulder injury in 2020. Prior to his injury, Bernard led the Big 12 with 11.0 tackles per game (11th nationally).
- The LaPorte, Texas native has 214 career tackles, including 19.0 TFLs and 9.0 sacks in 32 games (18 starts).
- Bernard has started in each of his last 13 games played, averaging 10.5 tackles per game in that span.
- Bernard posted a career-high 19 tackles at Texas, earning him Big 12 Player of the Week on Oct. 26, 2020.

PITRE RANKED "NATION'S MOST DISRUPTIVE DEFENSIVE BACK"

- Preseason third-team All-American (PFF) Jalen Pitre is back for a fifth season after going from redshirting as a junior in 2019 to earning first-team All-Big 12 and CoSIDA Academic All-America second-team honors in 2020.
- ESPN's Bill Connelly ranked Pitre as the nation's most disruptive defensive back according to havoc rate – tackles-for-loss, passes defended and forced fumbles divided by snaps.
- Pitre played 544 snaps (60.4/gm) and had 20 havoc plays (13 TFL, 6 PBUs, 1 FF) – a 3.7% havoc rate in 2020.

FIVE DBs WITH 177 GAMES OF COMBINED EXPERIENCE

- The Bears' five starting defensive backs have a combined 177 career games played and 77 career starts.
- CBs Kalon Barnes (31 games, 6 starts) and Raleigh Texada (39 games, 29 starts) join safeties JT Woods (36 games, 14 starts) and Christian Morgan (33 games, 11 starts) and STAR Jalen Pitre (38 games, 17 starts).
- Additionally, reserve safety Jairon McVea has played 46 career games and made 3 starts and reserve cornerback Zeke Brown has played 35 games and made 1 start.

TWENTY-TWO FORMER BEARS ON NFL PRESEASON ROSTERS

- Twenty-two Baylor lettermen were on NFL rosters across 14 different franchises during the 2021 preseason.
- Bears on NFL rosters entering 2021 include: Grayland Arnold (Philadelphia), Andrew Billings (Cleveland), Henry Black (Green Bay), William Bradley-King (Washington), Jake Burton (N.Y. Giants), Kyle Fuller (Seattle), Bryce Hager (N.Y. Jets), Harrison Hand (Minnesota), JaMycal Hasty (San Francisco), Jameson Houston (Jacksonville), Xavien Howard (Miami), Jalen Hurd (San Francisco), Clay Johnston (Carolina), Blake Lynch (Minnesota), James Lynch (Minnesota), Ross Maticcik (Jacksonville), Chris Miller (Washington), Denzel Mims (N.Y. Jets), Bravvion Roy (Carolina), Jarrett Stidham (New England), Sam Tecklenburg (Carolina) and Jon Weeks (Houston).

CAREER RECORDS UPDATE

RECEIVING

YARDS

CAREER LEADERS

PLAYER	SEASONS	REC	AVG	YDS
1. Kendall Wright	2008-11	302	13.26	4,004
2. Terrance Williams	2009-12	202	16.50	3,334
3. KD Cannon	2014-16	195	15.96	3,113
4. Tevin Reese	2010-13	187	16.59	3,102
5. Corey Coleman	2013-15	173	17.39	3,009
6. Denzel Mims	2016-19	186	15.73	2,925
7. Gerald McNeil	1980-83	163	16.26	2,651
8. Reggie Newhouse	1999-02	183	13.95	2,552
9. Antwan Goodley	2011-14	150	15.77	2,366
10. Lawrence Elkins	1962-64	144	14.54	2,094
11. Chris Platt	2015-19	122	16.29	1,987
12. Melvin Bonner	1989-92	92	21.57	1,984
13. Trent Shelton	2003-06	155	12.76	1,978
14. Dominique Zeigler	2003-06	166	11.58	1,923
15. Lanear Sampson	2009-12	165	11.55	1,905
16. Jay Lee	2012-15	101	16.83	1,700
17. Levi Norwood	2011-14	128	12.70	1,626
18. David Gettis	2006-09	116	13.41	1,555
19. Matt Clark	1984-87	81	18.27	1,480
20. Robert Quiroga	2000-03	131	11.28	1,478
21. Bruce Davis	1980-83	71	19.62	1,393
22. Charles Dancer	1972-73	87	15.98	1,390
23. Kalief Muhammad	1993-96	98	13.27	1,300
24. Tyquan Thornton	2018-	81	15.98	1,294
25. Trestan Ebner	2017-	99	12.43	1,231
26. Marques Roberts	2001-04	91	13.43	1,222
27. Thomas White	2005-08	92	12.98	1,194
28. Morris Anderson	1995-98	83	14.13	1,173
29. Tommy Davidson	1974-77	88	12.74	1,121
30. Derek Davis	1968-70	74	14.95	1,106
31. Harold Riley	1948, 50-51	77	14.31	1,102
32. Derrius Thompson	1996-98	78	13.95	1,088
33. Robert Holt	1978-80	59	18.03	1,064
34. Harlan Lane	1964-65	88	11.77	1,036
35. George Cheshire	1965-67	81	12.77	1,034
36. Greg Anderson	1987-90	76	13.59	1,033
37. Stanley Williams	1949-51	65	15.83	1,029
38. Ronnie Goodwin	1960-62	64	15.77	1,009
RJ Sneed	2017-	87	11.39	991

RECEPTIONS

CAREER LEADERS

PLAYER	SEASONS	YDS	AVG	REC
1. Kendall Wright	2008-11	4,004	13.26	302
2. Terrance Williams	2009-12	3,334	16.50	202
3. KD Cannon	2014-16	3,113	17.57	195
4. Tevin Reese	2010-13	3,102	16.59	187
5. Denzel Mims	2016-19	2,925	15.73	186
6. Reggie Newhouse	1999-02	2,552	13.95	183
7. Corey Coleman	2013-15	3,009	17.39	173
8. Dominique Zeigler	2003-06	1,923	11.58	166
9. Lanear Sampson	2009-12	1,905	11.55	165
10. Gerald McNeil	1980-83	2,651	16.26	163
11. Trent Shelton	2003-06	1,978	12.76	155
12. Antwan Goodley	2011-14	2,366	15.77	150
13. Lawrence Elkins	1962-64	2,094	14.54	144
14. Robert Quiroga	2000-03	1,478	11.28	131
15. Levi Norwood	2011-14	1,626	12.70	128
16. Chris Platt	2015-19	1,987	16.29	122
17. Brandon Whitaker	2003-07	782	6.52	120
18. David Gettis	2006-09	1,555	13.41	116
19. Jay Lee	2012-15	1,700	16.83	101
20. Trestan Ebner	2017-	1,231	12.43	99
21. Kalief Muhammad	1993-96	1,300	13.27	98
RJ Sneed	2017-	991	11.39	87
Tyquan Thornton	2018-	1,294	15.98	81

RUSHING

YARDS

CAREER LEADERS

PLAYER	SEASONS	ATT	AVG	YDS
1. Shock Linwood	2013-16	713	5.91	4,213
2. Walter Abercrombie	1978-81	732	5.01	3,665
3. Jerod Douglas	1994-97	522	5.39	2,811
4. Jay Finley	2007-10	478	5.56	2,660
5. Alfred Anderson	1980-83	554	4.38	2,424
6. Robert Griffin III	2008-11	528	4.27	2,254
7. Darrell Bush	1997-00	503	4.47	2,249
8. Dennis Gentry	1977, 79-81	414	5.39	2,231
9. Lache Seastrunk	2012-13	289	7.57	2,189
10. David Mims	1989-92	364	5.66	2,060
11. Terrance Ganaway	2009-11	364	5.61	2,042
12. JaMycal Hasty	2016-19	386	5.18	1,998
13. Eldwin Raphael	1987-90	435	4.42	1,921
14. Terence Williams	2015-17	346	5.37	1,859
15. Robert Strait	1990-93	428	4.34	1,856
16. John Lovett	2017-20	355	5.08	1,803
17. Rashad Armstrong	2002-03	417	4.13	1,721
18. Paul Mosley	2003-06	408	4.21	1,718
19. Larry Hickman	1956-58	388	4.41	1,713
20. Glasco Martin	2010-13	348	4.85	1,687
21. Pinkie Palmer	1966-68	444	3.50	1,554
22. Cleveland Franklin	1973-76	303	5.08	1,538
23. Jerry Coody	1951-53	345	4.45	1,536
24. Johnny Jefferson	2014-15	236	6.46	1,524
25. Brandell Jackson	1992-94	290	5.11	1,482
26. Pat McNeil	1973-75	277	5.28	1,462
27. Steve Beaird	1973-74	335	4.33	1,449
28. L.G. Dupre	1952-54	311	4.58	1,423
29. John Henry	1990-93	285	4.82	1,375
30. Ronnie Bull	1959-61	295	4.59	1,354
31. Del Shofner	1954-56	220	6.12	1,346
32. Gary Lacy	1972-73	314	4.25	1,335
33. Jarred Salubi	2009-12	250	5.23	1,308
34. Devin Chafin	2013-15	222	5.68	1,261
35. Bradford Lewis	1991-94	324	3.80	1,230
36. Mathew Williams	1970-71	339	3.48	1,180
37. Gary Blair	1976-77	292	4.01	1,170
38. Brandon Whitaker	2003-07	275	4.25	1,169
39. Charlie Brewer	2017-20	452	2.29	1,039
40. Allen Rice	1982-83	238	4.25	1,011
Trestan Ebner	2017-	195	4.57	891

ALL-PURPOSE

TOTAL NET YARDS

CAREER LEADERS

PLAYER	SEASONS	RUSH	REC	KR	PR	YDS
1. Terrance Williams	2009-12	17	3,334	1,180	162	4,693
2. Kendall Wright	2008-11	425	4,004	5	45	4,479
3. Shock Linwood	2013-16	4,213	186	0	0	4,399
4. Gerald McNeil	1980-83	7	2,651	473	886	4,017
5. Jerod Douglas	1994-97	2,811	333	837	23	4,004
6. Walter Abercrombie	1978-81	3,665	335	0	0	4,000
7. Kalief Muhammad	1993-96	1,004	1,300	1,425	208	3,937
8. Corey Coleman	2013-15	164	3,009	651	9	3,833
9. Antwan Goodley	2011-14	130	2,366	1,037	0	3,533
10. Tevin Reese	2010-13	136	3,102	23	0	3,261
Trestan Ebner	2017-	891	1,231	676	36	2,834

KICKING

FIELD GOALS MADE

CAREER LEADERS

PLAYER	SEASONS	PCT	FGA	FGM
1. Aaron Jones	2010-13	.628	94	59
2. Jeff Ireland	1988-91	.563	80	45
3. Terry Syler	1985-88	.731	52	38
4. Chris Callahan	2014-16	.667	54	36
5. Connor Martin	2016-18	.729	48	35
6. Robert Bledsoe	1977-80	.492	63	31
Marty Jimmerson	1981-84	.721	43	31
8. Jarvis Van Dyke	1993-95	.592	49	29
9. Ryan Havens	2003-06	.730	37	27
10. John Mayers	2018-	.765	34	26

FIELD GOALS ATTEMPTED

CAREER LEADERS

PLAYER	SEASONS	FGM	PCT	FGA
1. Aaron Jones	2010-13	59	.628	94
2. Jeff Ireland	1988-91	45	.563	80
3. Robert Bledsoe	1977-80	31	.492	63
4. Terry Syler	1985-88	38	.731	52
5. Jarvis Van Dyke	1993-95	29	.592	49
6. Connor Martin	2016-18	35	.729	48
7. Marty Jimmerson	1981-84	31	.721	43
8. Chris Callahan	2014-16	36	.667	54
9. Ryan Havens	2003-06	27	.730	37
10. John Mayers	2018-	26	.765	34

FIELD GOAL PERCENTAGE

CAREER LEADERS MINIMUM 8 MADE

PLAYER	SEASONS	FGM	FGA	PCT
1. John Mayers	2018-	26	34	.765
2. Terry Syler	1985-88	38	52	.731
3. Connor Martin	2016-18	35	48	.729
4. Ryan Havens	2003-06	27	37	.730
5. Matt Bryant	1997-98	21	29	.724
6. Marty Jimmerson	1981-84	31	43	.721
7. Chris Callahan	2014-16	36	54	.667
Carl Choate	1961-62	8	12	.667
9. Kenny Webb	2001-04	18	28	.643
10. Aaron Jones	2010-13	59	94	.628
11. Bubba Hicks	1973-75	20	32	.625

PAT KICKS MADE

CAREER LEADERS

PLAYER	SEASONS	PCT	XPA	XPM
1. Aaron Jones	2010-13	.986	278	274
2. Chris Callahan	2014-16	.991	213	211
3. Robert Bledsoe	1977-80	.982	113	111
4. Jarvis Van Dyke	1993-95	.991	111	110
5. Terry Syler	1985-88	.971	104	101
6. Marty Jimmerson	1981-84	.967	91	88
7. Jeff Ireland	1988-91	.929	84	78
John Mayers	2018-	1.000	78	78
9. Connor Martin	2016-18	.937	79	74
10. Hank Dickerson	1947-50	.684	98	67

PAT KICKS ATTEMPTED

CAREER LEADERS

PLAYER	SEASONS	XPM	PCT	XPA
1. Aaron Jones	2010-13	274	.986	278
2. Chris Callahan	2014-16	211	.991	213
3. Robert Bledsoe	1977-80	111	.982	113
4. Jarvis Van Dyke	1993-95	110	.991	111
5. Terry Syler	1985-88	101	.971	104
6. Hank Dickerson	1947-50	67	.684	98
7. Marty Jimmerson	1981-84	88	.967	91
8. Jeff Ireland	1988-91	78	.929	84
9. Connor Martin	2016-18	74	.937	79
10. John Mayers	2018-	78	1.000	78

PAT KICK PERCENTAGE

CAREER LEADERS MINIMUM 35 MADE

PLAYER	SEASONS	XPM	XPA	PCT
1. Matt Bryant	1997-98	42	42	1.000
John Mayers	2018-	78	78	1.000
3. Chris Callahan	2014-16	211	213	.991
Jarvis Van Dyke	1993-95	110	111	.991
5. Aaron Jones	2010-13	274	278	.986
6. Robert Bledsoe	1977-80	111	113	.982
7. Kenny Webb	2001-04	51	52	.981
8. Terry Syler	1985-88	101	104	.971
9. Bubba Hicks	1973-75	61	63	.968
10. Marty Jimmerson	1981-84	88	91	.967
11. Carl Choate	1961-62	39	41	.951

SCORING

POINTS, KICKING

CAREER LEADERS

PLAYER	SEASONS	FG	PAT	PTS
1. Aaron Jones	2010-13	59	274	451
2. Chris Callahan	2014-16	36	211	319
3. Terry Syler	1985-88	38	101	215
4. Jeff Ireland	1988-91	45	78	213
5. Robert Bledsoe	1977-80	31	111	204
6. Jarvis Van Dyke	1993-95	29	110	197
7. Marty Jimmerson	1981-84	31	88	181
8. Connor Martin	2016-18	35	74	179
9. John Mayers	2018-	26	78	156
10. Ryan Havens	2003-06	27	54	135

DEFENSE

SACKS

CAREER LEADERS

PLAYER	SEASONS	SACKS
1. James Lynch	2017-19	22.5
2. Shawn Oakman	2013-15	17.5
2. Taylor Young	2014-17	15.5
3. Daryl Gardener	1992-95	15.0
Chris McAllister	2010-13	15.0
5. Scotty Lewis	1990, 92-94	14.0
6. James Francis	1986-89	13.5
Matthew Pearson	1991-92	13.5
8. John Garrett	2000-03	13.0
Jamal Palmer	2012-15	13.0
10. K.J. Smith	2014-17	12.0
Santana Dotson	1988-91	12.0
Glenn Coy	1994-97	12.0
Terrel Bernard	2017-	9.0

KICK RETURNS

YARDS PER KICKOFF RETURN

CAREER LEADERS MINIMUM 25 RETURNS

PLAYER	SEASONS	RET	YDS	AVG
1. Trestan Ebner	2017-	24	676	28.17
2. Corey Coleman	2013-15	25	651	26.04
3. Derrick McAdoo	1983-86	43	1,118	26.00
4. Jerod Douglas	1994-97	33	837	25.36
5. Willie Andrews	2002-05	67	1,647	24.58
6. Robert Quiroga	2000-03	31	752	24.26
7. Godfrey White	1971-73	28	676	24.14
8. Mikail Baker	2005-10	83	1,963	23.65
9. Antwan Goodley	2011-14	45	1,037	23.04
10. Bruce Davis	1980-83	40	916	22.90

RECORDS BY POSITION**CAREER RECEPTIONS, TIGHT END**

	Name	Years	TD	Yards	Rec.
1.	Justin Akers	2006-09	7	896	89
2.	Brad Taylor	2007-10	6	993	76
3.	Ken Hodge	1962-64	5	883	60
4.	Ronnie Bo Lee	1975-78	5	694	53
5.	Jack Eisenhart	1965-66	0	437	40
6.	Jordan Najvar	2011-13	4	311	35
7.	Ted Gillum	1967-69	0	362	28
8.	Alonzo Pierce	1988-91	3	430	27
9.	Mike McKenzie	1989-92	2	396	24
10.	Steve Stutsman	1987-91	4	450	21
	Ben Sims	2018-	3	169	16
	Christoph Henle	2018-	0	95	13

CAREER RECEIVING TOUCHDOWNS, TIGHT END

	Name	Years	Rec.	Yards	TD
1.	Justin Akers	2006-09	89	896	7
2.	Brad Taylor	2007-10	76	993	6
3.	Ken Hodge	1962-64	60	883	5
4.	Ronnie Bo Lee	1975-78	53	694	5
5.	Steve Stutsman	1987-91	21	450	4
6.	Jordan Najvar	2011-13	35	311	4
7.	Ben Sims	2018-	16	169	3

CAREER RECEPTIONS, RUNNING BACK

	Name	Years	TD	Yards	Rec.
1.	Brandon Whitaker	2003-07	4	782	120
2.	Trestan Ebner	2017-	9	1,231	99
3.	JaMycal Hasty	2016-19	1	485	79
4.	Jeff Murray	1986-89	0	699	77
5.	Charles Perry	1985-88	5	694	65

CAREER RECEIVING TOUCHDOWNS, RUNNING BACK

	Name	Years	Rec.	Yards	TD
1.	Trestan Ebner	2017-	99	1,231	9
2.	Ronnie Bull	1959-61	59	636	8
3.	Charles Perry	1985-88	65	694	5
4.	Brandon Whitaker	2003-07	120	782	4
	Austin Gonsoulin	1957-59	40	632	4
	Paul Mosley	2003-06	49	323	4

CAREER RECEIVING YARDS, RUNNING BACK

	Name	Years	Rec.	TD	Yards
1.	Trestan Ebner	2017-	99	9	1,231
2.	Brandon Whitaker	2003-07	120	4	782
3.	Jeff Murray	1986-89	77	0	699
4.	Charles Perry	1985-88	65	5	694
5.	Ronnie Bull	1959-61	59	8	636

CAREER RUSHING YARDS, QUARTERBACK

	Name	Years	Att.	Avg.	Yards
1.	Robert Griffin III	2008-11	528	4.27	2,254
2.	Seth Russell	2013-16	199	6.23	1,240
3.	Charlie Brewer	2017-20	452	2.29	1,039
4.	Mark Jackson	1974-76	323	2.91	940
5.	JJ Joe	1990-93	408	2.01	820
6.	Jay Jeffrey	1980-81	227	3.08	699
7.	Nick Florence	2009-12	205	3.18	651
8.	Mike Brannan	1979-82	246	2.38	586
9.	Cody Carlson	1983-86	195	2.17	424
10.	Tom Muecke	1982-85	237	1.54	364
	Gerry Bohanon	2018-	48	6.12	296

PLAYERS



12

KALON BARNES

CB • 6-0 • 186 • SR. • 3L
SILSBEE, TEXAS (SILSBEE HS)

- **PRONUNCIATION:** KALON Barnes - KAY-lun
- Fourth-year junior corner who has played in 31 of BU's 35 games over the last three seasons
- Nickname is "Boogie"
- Named third-team Preseason All-Big 12 (Phil Steele)
- Reese's Senior Bowl Watchlist member
- Missed last three games of 2020 season due to injury
- Has two career interceptions; one in each of previous two seasons
- Moved to corner from wide receiver during 2018 fall camp
- Named to Dave Campbell's Texas Football Texas Top 300 as four-star prospect out of HS
- Ratnked No. 80 recruit in Texas and No. 82 wide receiver
- Previous member of Baylor track & field team
- Two-time Texas 100m and 200m state champ; set Texas HS 100m record with PR of 10.22 in 2017

BARNES CAREER STATISTICS

DEFENSIVE									
YEAR	G/GS	UT	AT	TT	TFL-YD	QBS-YD	FF/FR	PBU	INT-YD
2018	11/1	7	3	10	0-0	0-0	0/0	1	0-0
2019	14/0	13	9	22	0.5-0	0-0	1/0	6	1-18
2020	6/5	11	2	13	2.0-2	0-0	0/0	3	1-0
CAREER	31/6	31	14	44	2.5-2	0-0	1/0	10	2-18

CAREER BESTS

- Tackles:** 4, 3x, last vs. TCU (10/31/20)
- Solo Tackles:** 3, 4x, last at Iowa State (11/7/20)
- Tackles-For-Loss:** 1.0, 2x, last vs. TCU (10/31/20)
- Interceptions:** 1, twice, last at Iowa State (11/7/20)
- Forced Fumbles:** 1 at Rice (9/21/19)
- Pass Breakups:** 1, 10x, last at Iowa State (11/7/20)



2

TERREL BERNARD

LB • 6-1 • 222 • SR. • 3L
LA PORTE TEXAS, (LA PORTE HS)

- **PRONUNCIATION:** TERREL Bernard - tuh-RELL
- Fifth-year senior captain for the Bears
- Named preseason All-Big 12 performer by five publications
- Dave Campbell's Texas Football Best Linebacker and First Team All-Texas honoree
- Bednarik Watch List, Butkus Award Watch List, Bronko Nagurski Trophy Watch List
- Reese's Senior Bowl Watchlist and NFLPA Collegiate Bowl Big Board member
- 2020 Second Team All-Big 12 (AP and Conference) selection after starting five games and leading the team in tackles, sacks and tackles-for-loss before suffering season-ending shoulder injury
- Named Big 12 Defensive Player of the Week on Oct. 26, 2020 following a career-high-tying 19 tackle performance at Texas. Also added two TFL, one sack, and one pass breakup
- His two career 19-tackle performances are the most by any Baylor player since 2011
- Has six career double-digit tackle outings
- 2019 First Team Academic All-Big 12
- 2019 Second Team All-Big 12 (Coaches, AP)
- Led team with 112 total tackles and added 4.5 sacks, three fumble recoveries, one INT as third-year sophomore in 2019
- Rated the nation's 46th-best OLB prospect in 2017 signing class by ESPN, No. 53 by Scout and No. 78 by 247Sports.
- Listed as No. 106 in-state recruit by ESPN and No. 140 by 247Sports.
- Graduated with degree in health, kinesiology and leisure studies in August 2020
- Currently working on master's degree in sports management

BERNARD CAREER STATISTICS

DEFENSIVE									
YEAR	G/GS	UT	AT	TT	TFL-YD	QBS-YD	FF/FR	PBU	INT-YD
2017	2/0	0	0	0	0-0	0-0	0/0	0	0-0
2018	11/2	25	22	47	3.0-15	1-12	0/0	1	1-28
2019	14/11	53	59	112	9.5-44	4.5-33	0/2	3	1-20
2020	5/5	34	21	55	6.5-19	3.5-15	0/0	2	1-0
CAREER	32/18	112	102	214	19.0-78	9.0-60	0/2	6	3-48

CAREER BESTS

- Tackles:** 19, 2x, last at Texas (10/24/20)
- Solo Tackles:** 10 at WVU (10/3/20)
- Tackles-For-Loss:** 3.5 vs. Kansas (9/26/20)
- Sacks:** 2.5 vs. Kansas (9/26/20)
- Interceptions:** 1, 3x, last at WVU (10/3/20)
- Fumble Recoveries:** 1, 2x, last vs. Oklahoma (11/16/19)
- Pass Breakups:** 1, 6x, last at Texas (10/24/20)
- QB Hurries:** 2 vs. West Virginia (10/31/19)



11

GERRY BOHANON

QB • 6-3 • 221 • JR. • 1L
EARLE, ARK. (EARLE HS)

- **PRONUNCIATION:** GERRY Bohanon - Gary
- Fourth-year junior quarterback who was named the starter on Aug. 22.
- Will make his first-career start on Sept. 4 at Texas State
- Has seen action in 15 career games; completed his only pass attempt of the 2020 campaign vs. Kansas in season-opener.
- Made 10 appearances in 2019, finishing the year 17-of-36 with 187 yards and 2 TD, with 42 rushes for 272 yards and 3 TDs.
- Two-time First Team Academic All-Big 12 selection (2019 and 2020).
- 2018 Big 12 Academic All-Rookie team member
- Top-rated dual-threat quarterback for Earle HS in hometown of Earle, Ark.
- Elite 11 selection
- Rated No. 1 player in Arkansas and No. 9 dual-threat QB in the country; No. 229 nationally by 247Sports.
- Graduated with degree in health, kinesiology and leisure studies and is currently working on master's in sports pedagogy

BOHANON CAREER STATISTICS

PASSING									
YEAR	G/GS	CMP	ATT	PCT	YDS	INT	TD	LP/OPPONENT	
2018	3/0	0	1	0.0	0	0	0	--	
2019	10/0	17	36	47.2	187	0	2	38/K-State	
2020	2/0	1	1	100.0	7	0	2	7/KU	
CAREER	15/0	18	38	47.3	194	0	2	38/K-State	

RUSHING

YEAR	G/GS	ATT	YD	AVG/A	TD	LP/OPPONENT
2018	3/0	2	5	2.5	0	3/Oklahoma State
2019	10/0	42	272	6.5	3	38/UTSA
2020	2/0	4	19	4.8	0	10/KU
CAREER	15/0	48	296	6.2	3	38/UTSA

CAREER BESTS

- PASSING**
- Attempts:** 15 vs. Oklahoma (12/7/19)
- Completions:** 5 vs. SFA (8/31/19)
- Yards:** 56 vs. Oklahoma (12/7/19)
- Touchdowns:** 1, 2x, last vs. Oklahoma (12/7/19)
- Longest Pass:** 38 at K-State (10/5/19)
- 200-Yard Games:** Season (0); Career (0)

PLAYERS



23
ZEKE BROWN
 CB • 6-0 • 180 • 6TH. • 3L
 MIDLOTHIAN, TEXAS (MIDLOTHIAN HS)

- Sixth-year senior defensive back exercising extra year of eligibility following COVID-19 pandemic.
- Has appeared in 35 career games, mostly on special teams, with one career start at CB coming in last season's finale vs. OSU.
- Has two career INT, with one in each of the previous two seasons.
- Majoring in electrical and computer engineering in grad school
- Played at Midlothian HS and also ran track

BROWN CAREER STATISTICS

DEFENSIVE									
YEAR	G/GS	UT	AT	TT	TFL-YD	QBS-YD	FF/FR	PBU	INT-YD
2017	3/0	0	0	0	0-0	0-0	0-0	0	0-0
2018	11/0	0	0	0	0-0	0-0	0-0	0	0-0
2019	14/0	4	0	4	0-0	0-0	0-0	1	1-10
2020	7/1	3	0	3	0-0	0-0	0-0	1	1-0
CAREER	35/1	7	0	7	0-0	0-0	0-0	2	2-10

CAREER BESTS

- Tackles:** 2, 2x, last vs. Oklahoma State (12/12/20)
- Solo Tackles:** 2, 2x, last vs. Oklahoma State (12/12/20)
- Tackles-For-Loss:** n/a
- Sacks:** n/a
- Interceptions:** 1, 2x, last vs. Oklahoma State (12/12/20)
- Fumble Recoveries:** n/a
- Pass Breakups:** 1, 2x, last vs. Oklahoma State (12/12/20)



58
GAVIN BYERS
 OL • 6-5 • 320 • SO. • 1L
 GRAPEVINE, TEXAS (COLLEYVILLE HERITAGE HS)

- Second-year sophomore offensive lineman from Grapevine, Texas
- Played in all nine games in 2020, mostly on special teams.
- Anchored offensive line at Colleyville Heritage, helping team to 9-5 record as a senior in 2019.
- Graded at 91 percent with 150 knockdowns.
- No. 142 player in Texas according to ESPN; No. 135 in Texas according to 247Sports.
- Rated No. 69 offensive guard in the country.
- Also a standout basketball player in HS and was a Class 5A regional qualifier in the shot put and discus.



89
DRAKE DABNEY
 TE • 6-5 • 252 • SO. • 1L
 CYPRESS, TEXAS (CYPRESS RANCH HS)

- Second-year sophomore who appeared in six games with two starts as true freshman in 2020
- Made six catches for 57 yards and one TD.
- First-career score came as part of 3-reception, 32-yard game at Iowa State on Nov. 7, 2020.
- Caught 9-yard TD pass from Charlie Brewer to put Bears ahead 14-0 in first quarter vs. Cyclones.
- Rated as No. 83 player in Texas according to 247Sports and the nation's No. 25 tight end.
- Also played baseball in HS.
- Majoring in pre-business.

DABNEY CAREER STATISTICS

RECEIVING						
YEAR	G/GS	REC	YD	AVG	TD	LP/OPPONENT
2020	6/2	6	57	9.5	1	14/2x, last at TTU

RECEIVING

- Receptions:** 3, twice, last at Texas Tech (11/14/20)
- Receiving Yards:** 32 at Iowa State (11/7/20)
- Touchdowns:** 1 at Iowa State (11/7/20)
- Longest Reception:** 14, twice, last at Texas Tech (11/14/20)



44
DILLON DOYLE
 LB • 6-3 • 242 • JR. • 1L
 IOWA CITY, IOWA/IOWA

- Fourth-year junior entering second season at Baylor after transferring from Iowa ahead of 2020 season.
- Preseason Third-Team All-Big 12 choice by Athlon and Phil Steele
- Started all nine games at linebacker in first season with the program and placed second on the team with 56 total tackles, including 2.0 TFLs.
- 2020 All-Big 12 Honorable Mention
- 2019 Academic All-Big Ten selection
- 2017 Gatorade Player of the Year finalist out of West HS.
- Member of National Honor Society with a 4.0 GPA throughout prep career.
- Currently working on his master's in business administration.

DOYLE CAREER STATISTICS

DEFENSIVE									
YEAR	G/GS	UT	AT	TT	TFL-YD	QBS-YD	FF/FR	PBU	INT-YD
2018	4/0	0	2	2	0-0	0-0	0/0	0	0-0
2019	13/3	13	10	23	0.5-2	0-0	1/0	0	0-0
2020	9/9	37	19	56	2.0-8	1.0-3	1/1	1	0-0
CAREER	26/12	50	31	81	2.5-10	1.0-3	2/1	1	0-0

CAREER BESTS (AT BAYLOR)

- Tackles:** 11 at Texas (10/24/20)
- Solo Tackles:** 6, twice, last vs. TCU (10/31/20)
- Tackles-For-Loss:** 2.0, vs. TCU (10/31/20)
- Sacks:** 1.0, vs. TCU (10/31/20)
- Forced Fumbles:** 1, at WVU (10/3/20)
- Fumble Recoveries:** 1, at Texas Tech (11/14/20)
- Pass Breakups:** 1, vs. TCU (10/31/20)

PLAYERS



1 TRESTAN EBNER

RB • 5-11 • 215 • 5TH. • 3L
HENDERSON, TEXAS (HENDERSON HS)

- **PRONUNCIATION:** TRESTAN EBNER - TRESS-tan EBB-nurr
- Fifth-year senior exercising extra year of eligibility following COVID-19 pandemic
- Preseason All-American by three entities: PFF (First Team), Phil Steele (Third Team), Athlon (Fourth Team) and Preseason All-Big 12 First-Team pick by Athlon and Phil Steele.
- Paul Hornung Award Watch List, Earl Campbell Tyler Rose Award Watch List.
- Reese's Senior Bowl Watchlist and NFLPA Collegiate Bowl Big Bord member.
- 2020 Walter Camp Second Team All-American, Sporting News Second Team All-American as return specialist, AFCA Second Team All-American (all-purpose), Phil Steele Third Team All-American as kick returner
- 2020 Big 12 Special Teams Player of the Year, the second in BU history
- 2020 Second Team All-Big 12 as a returner, Honorable Mention All-Big 12 as running back
- 2020 AP First Team All-Big 12 all-purpose, Phil Steele First Team All-Big 12 returner, Dave Campbell's Texas Football First Team All-Texas
- Finished the 2020 campaign No. 1 among active running backs with 1,231 career receiving yards, No. 3 in receptions (99) and tied for second in TDs (9).
- He's the first running back at Baylor to go over 1,000 yards receiving and owns the most receiving TDs for a running back in BU history with nine
- No. 2 all-time at Baylor for career receptions (99) by a running back and 25th all-time in receiving yards (1,231).
- Big 12 Special Teams Player of the Week on Sept. 28 following season-opener vs. KU with 272 all-purpose yards and four total TDs, including two return touchdowns.
- National top-300 recruit out of Henderson HS, played WR, QB, LB and DB during prep career.

EBNER CAREER STATISTICS

RUSHING

YEAR	G/GS	ATT	YD	AVG	TD	LP/OPPONENT
2017	11/0	23	121	5.3	2	40/WVU (TD)
2018	13/1	69	413	6.0	1	34/Vanderbilt (TD)
2019	14/3	53	250	4.7	3	55/UTSA
2020	9/2	50	107	2.1	1	13/KU
CAREER	47/6	195	891	4.6	7	55/UTSA

RECEIVING

YEAR	G/GS	REC	YD	AVG	TD	LP/OPPONENT
2017	11/0	20	267	13.4	3	58/at TCU (TD)
2018	13/1	29	348	12.0	1	75/Vanderbilt (TD)
2019	14/3	24	317	13.2	2	27/Texas Tech
2020	9/2	26	299	11.5	3	58/at ISU (TD)
CAREER	47/6	99	1,231	12.4	9	75/Vanderbilt

PUNT RETURNS

YEAR	G/GS	NO	YD	AVG	TD	LP/OPPONENT
2017	11/0	0	0	0.0	0	0/0
2018	13/1	1	7	7.0	1	7 vs. OSU (TD)
2019	14/3	0	0	0.0	0	0/0
2020	9/2	9	29	3.2	0	14/at Texas
CAREER	47/6	10	36	3.6	1	14 at Texas

KICK RETURNS

YEAR	G/GS	NO	YD	AVG	TD	LP/OPPONENT
2017	11/0	4	52	13.0	0	23
2018	13/1	0	0	0.0	0	0/0
2019	14/3	1	12	12.0	0	0/0
2020	9/2	19	612	32.2	2	100/KU (TD)
CAREER	47/6	24	676	28.2	2	100/KU (TD)

PASSING

YEAR	G/GS	CMP	ATT	PCT	YDS	INT	TD	EFF.	LP/OPPONENT
2017	11/0	0	0	0.0	0	0	0	0.0	--
2018	13/1	0	1	0.0	0	1	0	-200.0	--
2019	14/3	0	0	0.0	0	0	0	0.0	--
2020	9/2	1	1	100.0	-4	0	0	66.40	--
CAREER	47/6	1	2	50.0	-4	1	0	-66.20	--

ALL-PURPOSE

YEAR	G/GS	RUSH	RCV	PR	KR	TOTAL	AVG/G
2017	11/0	121	267	0	52	440	40.0
2018	13/1	413	348	7	0	768	59.1
2019	14/3	250	317	0	12	579	41.4
2020	9/2	107	299	29	612	1,047	116.3
CAREER	47/6	891	1,231	36	676	2,834	60.3

CAREER BESTS

RUSHING

- **Attempts:** 17 vs. Kansas State (10/6/18)
- **Yards:** 100 vs. Kansas State (10/6/18)
- **Touchdowns:** 2 vs. SFA (8/31/19)
- **Longest Rush:** 55 vs. UTSA (9/7/19)
- **100-Yard Games:** Season (0); Career (1) vs. Kansas State (10/6/18)

CAREER BESTS

RECEIVING

- **Receptions:** 7 vs. Georgia (1/1/20)
- **Receiving Yards:** 109, twice vs. Vanderbilt (12/27/18); vs. West Virginia (10/22/17)
- **Touchdowns:** 2 vs. West Virginia (10/22/17)
- **Longest Reception:** 81 vs. Oklahoma (12/7/19)
- **100-Yard Games:** Season (0); Career (2) (Last vs. Vanderbilt 12/27/18)

CAREER BESTS

KICK RETURNS

- **Return Yards:** 183 vs. Kansas (9/26/20)
- **Touchdowns:** 2 vs. Kansas (9/26/20)
- **Longest Return:** 100 vs. Kansas (9/26/20)



75 ELIJAH ELLIS

OL • 6-6 • 320 • SO. • SQ
PARIS, TEXAS (PARIS HS)

- Third-year sophomore who redshirted after not seeing game action in 2019.
- Did not play in a game in 2020.
- Helped Paris HS to a 9-3 record as senior in 2018.
- Notched 38 pancake blocks and did not allow a sack during senior season.
- No. 181 recruit in the state of Texas
- Majoring in health, kinesiology and leisure studies.

PLAYERS



84

JAYLEN ELLIS

WR • 6-0 • 194 • SO. • 1L
 ROUND ROCK, TEXAS (CEDAR RIDGE HS)

- Third-year sophomore who saw action in all nine games in 2020, including one start.
- Tallied two receptions for 41 yards last year, including season-long 39-yarder at Oklahoma for first-career catch.
- US Army All-American Bowl selection
- Four-star recruit (247Sports) as No. 34 wide receiver in the nation, No. 31 player in Texas
- Health, kinesiology and leisure studies major.

ELLIS CAREER STATISTICS

RECEIVING

YEAR	G/GS	REC	YD	AVG	TD	LP/OPPONENT
2019	0/0	Did Not Play				
2020	9/1	2	41	20.5	0	39/at OU
CAREER	9/1	2	41	20.5	0	39/at OU

CAREER BESTS

RECEIVING

Receptions: 1, 2x, last vs. Oklahoma State (12/12/20)

Receiving Yards: 39, at Oklahoma (12/5/20)

Touchdowns: n/a

Longest Reception: 39, at Oklahoma (12/5/20)

100-Yard Games: n/a



18

DREW ESTRADA

WR • 6-0 • 196 • 6TH. • TR
 ARGYLE, TEXAS (DARTMOUTH)

- Sixth-year senior who played four seasons at Dartmouth (Ivy League did not compete in 2020)
- Entering first season with Baylor after enrolling in January 2020
- Has seen time at WR and RB
- Ranked 14th at Dartmouth with 2,392 career all-purpose yards, 12th in career receptions (110), and 15th in receiving yards (1,418).
- 2019 All-Ivy League Second Team at wide receiver and as a return specialist
- Won Dartmouth's Reggie Williams Award as the player who through leadership and action made Dartmouth a better place.
- Led the Ivy League and ranked 13th nationally in all-purpose yards per game (137.1)
- 2018 recipient of Dartmouth's Charles (Stubby) Pearson Award as the underclassman whose character, leadership on campus, high academic standing and on-field performance most resembled Pearson, the 1941 captain of the football team who died while serving in the U.S. Navy in World War II
- Captained football and soccer teams as a senior in HS at Argyle High in Texas
- Completed undergraduate degree in sociology modified economics from Dartmouth

ESTRADA CAREER STATISTICS

RECEIVING

YEAR	G/GS	REC	YD	AVG	TD	LP/OPPONENT
2017	10/1	32	318	3.2	1	38/Columbia
2018	9/8	27	273	3.0	1	26/at Cornell
2019	10/10	51	827	5.1	8	75/Yale
CAREER	29/19	110	1,418	3.8	10	75/Yale

RUSHING

YEAR	G/GS	ATT	YD	AVG	TD	LP/OPPONENT
2017	10/1	22	106	4.8	0	17/Holy Cross
2018	9/8	20	140	7.0	1	19/Sacred Heart
2019	10/10	29	222	7.7	1	62/at Jacksonville
CAREER	29/19	71	468	6.6	2	62/at Jacksonville

CAREER BESTS

RECEIVING

Receptions: 14, at Brown (11/23/19)

Receiving Yards: 203, vs. Yale (10/12/19)

Touchdowns: 2, 3x, last at Brown (11/23/19)

Longest Reception: 75, vs. Yale (10/12/19)

100-Yard Games: Career (2); last at Brown (11/23/19)

CAREER BESTS

RUSHING

Attempts: 9, at Penn (9/29/17)

Yards: 79, at Jacksonville (9/21/19)

Touchdowns: 1, 2x, last vs. Columbia (10/25/19)

Longest Rush: 62, at Jacksonville (9/21/19)

100-Yard Games: n/a

PLAYERS



21
JOSH FLEEKS
 WR • 5-11 • 192 • SR. • 3L
 DALLAS, TEXAS (CEDAR HILL HS)

- Fourth-year senior receiver who has appeared in 34 career games for the Bears
- Finished fourth on the team in receptions and receiving yards last season with 21 catches for 181 yards
- 2019 Preseason All-Big 12 fourth-team selection by Phil Steele
- Prepped at Cedar Hill HS under Baylor associate head coach Joey McGuire his sophomore and junior seasons
- Four-star recruit by 247Sports, No. 32 ranked player in the state of Texas
- Also ran track competing in the 100m, 200m and high jump during HS career
- Majoring in health, kinesiology and leisure studies

FLEEKS CAREER STATISTICS

RECEIVING						
YEAR	G/GS	REC	YD	AVG	TD	LP/OPPONENT
2018	12/1	14	126	9.0	1	34/Kansas
2019	14/1	25	262	10.5	1	64/at OSU (TD)
2020	8/0	21	181	8.6	1	34/at WVU (TD)
CAREER	34/2	60	569	9.5	3	64/at OSU (TD)

RUSHING						
YEAR	G/GS	ATT	YD	AVG	TD	LP/OPPONENT
2018	12/1	9	16	1.8	1	17/OSU
2019	14/1	9	27	3.0	1	6/Rice (TD)
2020	8/0	5	7	1.4	0	12/at TTU
CAREER	34/2	23	50	2.2	2	17/OSU (2018)

KICK RETURNS						
YEAR	G/GS	NO	YD	TD	LONG	AVG/R
2018	12/1	21	380	0	41	18.1
2019	14/1	11	242	0	60	22.0
2020	8/0	5	106	0	29	21.2
CAREER	34/2	37	728	0	60	19.7

ALL-PURPOSE							
YEAR	G/GS	RUSH	RCV	PR	KR	TOTAL	AVG/G
2018	12/1	16	126	0	380	522	43.5
2019	14/1	27	262	0	242	531	37.9
2020	8/0	7	181	0	106	294	36.8
CAREER	34/2	50	569	0	728	1347	39.6

CAREER BESTS
RUSHING
 Attempts: 2, 5x, last at Oklahoma (12/5/20)
 Yards: 18, vs. OSU (11/3/18)
 Touchdowns: 1, 2x, at Rice (9/21/19), at West Virginia (10/25/18)
 Longest Rush: 17, vs. OSU (11/3/18)

RECEIVING
 Receptions: 6, twice, last vs. K-State (11/28/20)
 Receiving Yards: 126 at OSU (10/19/19)
 Touchdowns: 1, 3X, last at WVU (10/3/20)
 Longest Reception: 64 at OSU (10/19/19)
 100-Yard Receiving Games: 1 at OSU (10/19/19)



90
TJ FRANKLIN
 DL • 6-4 • 290 • JR. • 2L
 TEMPLE, TEXAS (TEMPLE HS)

- Third-year junior who started all seven games he played in last season
- Compiled 23 total tackles, including 3.0 tackles-for-loss and 1.5 sacks in 2020
- Played in 11 games as a true freshman in 2019, collecting eight total tackles (six solo)
- Played at Temple HS and was rated a three-star recruit by 247Sports, the No. 78 defensive end nationally.
- Early spring enrollee in January 2019

FRANKLIN CAREER STATISTICS

DEFENSIVE									
YEAR	G/GS	UT	AT	TT	TFL-YD	QBS-YD	FF/FR	QBH	INT-YD
2019	11/0	6	2	8	1.5-5	1.0-4	0/0	0	0-0
2020	7/7	8	15	23	3.0-6	1.5-4	0/0	0	0-0
CAREER	18/7	14	17	31	4.5-11	2.5-8	0/0	0	0-0

CAREER BESTS
 Tackles: 5, 2x, last vs. Oklahoma State (12/12/20)
 Solo Tackles: 3, 3x, last vs. Oklahoma State (12/12/20)
 Tackles-For-Loss: 1.5 vs. Kansas (9/26/20)
 Sacks: 1.0, twice vs. Kansas (9/26/20), at Kansas (11/3)



66
JACOB GALL
 OL • 6-2 • 305 • SR. • TR
 CINCINNATI, OHIO (BUFFALO)

- Fifth-year senior transfer from Buffalo
- Has played in 33 career games with 13 starts across multiple OL positions
- Pro Football Focus graded him as the top left guard in all of Division I football (90.5) in 2020
- Started seven games at left guard for an offense that ranked second in the nation in rushing yards per game (287.4) and allowed only one sack on the year
- Buffalo's offensive line unit was a semifinalist for the Joe Moore Award, given to the top offensive line in FBS football



76
CONNOR GALVIN
 OL • 6-7 • 310 • SR. • 3L
 KATY, TEXAS (KATY HS)

- Fourth-year senior captain who has appeared in 31 career games with 23 starts, mostly at left tackle.
- Preseason All-Big 12 choice by Athlon (Second Team) and Phil Steele (Third Team).
- Also named preseason Second Team All-Texas by Dave Campbell's Texas Football
- Reese's Senior Bowl Watchlist and NFLPA Collegiate Bowl Big Board member.
- Started all eight games he played in during 2020 campaign.
- Was a four-star recruit by ESPN, ranking No. 224 on the ESPN 300 and No. 30 overall recruit in Texas.

PLAYERS



17
JACKSON GLEESON
 WR • 6-0 • 185 • JR. • 1L
 MANSFIELD, TEXAS (MANSFIELD HS)

- Fourth-year junior receiver who has appeared in eight games, mostly on special teams.
- Redshirted after not seeing action as a true freshman in 2018
- Academic All-Big 12 second team honoree in 2019
- Made Baylor debut on Aug. 31, 2019 vs. Stephen F. Austin
- Did not appear in a game in 2020.
- Rated a three-star recruit by 247 Sports and the No. 101 recruit in Texas
- Also competed in track with a personal best time of 21.14 in the 200 meters in high school

GLEESON CAREER STATISTICS

RECEIVING						
YEAR	G/GS	REC	YD	AVG	TD	LP/OPPONENT
2018	0/0		Did Not Play			
2019	8/0	0	0	0.0	0	0
2020	0/0		Did Not Play			
CAREER	8/0	0	0	0.0	0	0



87
CHRISTOPH HENLE
 TE • 6-6 • 255 • SR. • 3L
 INNSBRUCK, AUSTRIA (THE OAKRIDGE SCHOOL)

- **PRONUNCIATION:** CHRISTOPH HENLE - KRISS-toff HEN-lee
- Fourth-year senior tight end out of Innsbruck, Austria
- Played HS ball at The Oakridge School in Arlington, Texas
- Has played in 36 career games with seven starts, compiling 13 career catches
- Played in all nine games last season with just one catch against Texas Tech on Nov. 14
- Three-time First Team Academic All-Big 12 honoree (2018, 2019 and 2020)
- A three-star prospect, ranked the No. 110 recruit in Texas and the nation's No. 40 tight end by 247 Sports
- Currently working on his master's in information systems and business administration

HENLE CAREER STATISTICS

RECEIVING						
YEAR	G/GS	REC	YD	AVG	TD	LP/OPPONENT
2018	13/6	7	58	8.3	0	13/Kansas (9/22/18)
2019	14/1	5	33	6.6	0	11/Rice (9/21/19)
2020	9/0	1	4	4.0	0	4/at Texas Tech
CAREER	36/7	13	96	7.3	0	13/Kansas (2018)

CAREER BESTS

Receptions: 2, 2x, vs. Georgia (1/1/20), vs. Vanderbilt (12/27/18)
 Receiving Yards: 13 vs. Kansas (9/22/18)
 Longest Reception: 13 vs. Kansas (9/22/18)



62
SIAKI "APU" IKA
 DT • 6-4 • 350 • SO. • TR
 SALT LAKE CITY, UTAH (LSU)

- **PRONUNCIATION:** SIAKI "APU" IKA - See-AH-key ah-POO EE-kuh
- Third-year sophomore transfer from LSU entering his first season with the Bears
- Preseason All-Big 12 Selection by Phil Steele (Third Team) and Athlon (Fourth Team)
- Named to Polynesian Player of the Year Watch List
- Played in four games in 2020 before entering transfer portal
- Played under Dave Aranda at LSU in freshman 2019 season when Aranda was the defensive coordinator
- Member of Tigers' 2019 National Championship squad
- Four-star prospect by Rivals, ESPN and 247Sports, ranking as the No. 243 overall recruit in ESPN's Top 300
- No. 1 overall recruit in the state of Utah, according to 247Sports composite rankings

IKA CAREER STATISTICS

DEFENSIVE										
YEAR	G/GS	UT	AT	TT	TFL-YD	QBS-YD	FF/FR	QBH	INT-YD	
2019	13/0	6	11	17	1.5-3	0-0	0/0	0	0-0	
2020	4/1	3	2	5	1.0-5	1.0-5	0/0	0	0-0	
CAREER	17/1	9	13	22	2.5-8	1.0-5	0/0	0	0-0	

CAREER BESTS

Tackles: 3, 3x, last vs. Vanderbilt (10/3/20)
 Solo Tackles: 2, vs. Vanderbilt (10/3/20)
 Tackles-For-Loss: 1.5, at Alabama (11/9/19)
 Sacks: 1.0, vs. Vanderbilt (10/3/20)



72
MOSE JEFFREY
 OL • 6-4 • 320 • SR. • 3L
 LONGVIEW, TEXAS (KILLGORE COLLEGE)

- Fourth-year senior entering his second season with the Bears after previously transferring from Kilgore College
- Played in four games in 2020, including two starts
- Earned the start at right guard in season opener vs. KU; started at left guard in season finale vs. OSU last year
- Graded at 85 percent with 54 knockdowns following sophomore season at Killgore
- Rated the No. 8 junior college prospect in Texas and No. 143 nationally according to 247 Sports' JC Top 247



11
LORANDO JOHNSON
 S • 5-11 • 200 • R-FR. • RS
 LANCASTER, TEXAS (LANCASTER HS)

- Redshirt freshman entering second season at BU.
- Prepped at Lancaster HS, leading team to an 11-3 record as a senior in 2019
- Top-ranked cornerback in the DFW area
- Four-star prospect according to ESPN; the No. 252 ranked recruit in the nation and No. 41 in Texas
- Picked Baylor over 24 different schools, including Alabama, LSU, Texas A&M, TCU and Texas Tech.
- Also competed in track & field

PLAYERS



52

MATT JONES

LB • 6-3 • 237 • SO. • 1L
ODESSA, TEXAS (ODESSA PERMIAN HS)

- Third-year sophomore who has appeared in 11 career games.
- Ended 2020 with 11 tackles, including 2.0 TFL
- Redshirted in 2019 after appearing in three games, tallying five total tackles
- Three-star recruit by ESPN, the No. 62 player in Texas and No. 36 outside linebacker nationally

MATT JONES CAREER STATISTICS

DEFENSIVE									
YEAR	G/GS	UT	AT	TT	TFL-YD	QBS-YD	FF/FR	QBH	INT-YD
2019	3/0	2	3	5	0.5-2	0.5-2	0/0	0	0-0
2020	8/0	8	3	11	2.0-4	0.0-0	0/0	0	0-0
CAREER	11/0	10	6	16	2.5-6	0.5-2	0/0	0	0-0

CAREER BESTS

Tackles: 3 vs. SFA (8/31/19)
Solo Tackles: 2 vs. K-State (11/28/20)
Tackles-For-Loss: 1.0, twice, last at Iowa State (11/7/20)
Sacks: 0.5 vs. SFA (8/31/19)



64

KHALIL KEITH

OL • 6-5 • 329 • SR. • 3L
ALPINE, ALA. (WINTERBORO HS)

- **PRONUNCIATION:** KHALIL Keith - KUH-leal
- Fifth-year senior and former redshirt offensive lineman who has appeared in 29 career games at BU.
- Appeared in all nine games and made four starts for the Bears at left guard in 2020
- Played in six games and made five starts, including each of the last four games, at left guard in 2019
- Appeared in six games as redshirt freshman in 2018
- Two-time all-state offensive lineman from Winterboro HS in Alpine, Ala.
- Rated as the nation's 53rd-best OL prospect in 2017 recruiting class by 247Sports, and 70th by ESPN



34

ASHTON LOGAN

OLB • 6-1 • 238 • SR. • 3L
TEMPLE, TEXAS (TEMPLE HS)

- Fifth-year senior linebacker who has appeared in 30 career games for the Bears.
- Started all eight games that he appeared in last season, tallying 16 total tackles with three TFL.
- Played mostly on special teams in 2018 and 2019
- Two-time all-district defensive back at Temple HS
- Rated as the nation's 73rd-best safety prospect in 2017 recruiting class by Scout, No. 86 by 247Sports and No. 104 by ESPN.

LOGAN CAREER STATISTICS

DEFENSIVE									
YEAR	G/GS	UT	AT	TT	TFL-YD	QBS-YD	FF/FR	QBH	INT-YD
2017									
					redshirt				
2018	10/0	0	1	1	0-0	0-0	0/0	0	0-0
2019	12/0	2	1	3	0-0	0-0	0/0	0	0-0
2020	8/8	8	8	16	3.0-6	0-0	0-0	1	0-0
CAREER	30/8	10	10	20	3.0-6	0-0	0/0	1	0-0

CAREER BESTS

Tackles: 4, 3x, last at Iowa State (11/7/20)
Solo Tackles: 2, 3x, last at Texas Tech (11/14/20)
Tackles-For-Loss: 1.0, 3x, last at Texas Tech (11/14/20)
QB Hurries: 1 vs. Kansas (9/26/20)



96

COLE MAXWELL

DT • 6-5 • 295 • SR. • 1L
ALLEN, TEXAS (ALLEN HS)

- Fifth-year senior defensive lineman who has played in nine career games for BU, including two starts.
- Racked up a career-high three tackles in 2020 after appearing in seven games
- Has battled knee injuries throughout his collegiate career; appeared in two games in 2019 before suffering season-ending knee injury and missed entirety of 2018 campaign due to injury
- Redshirted as a true freshman in 2017
- All-state defensive lineman from Allen HS
- Rated as the nation's 96th-best DE prospect in 2017 recruiting class by ESPN.
- Also played baseball for Allen; was a star pitcher and first baseman

MAXWELL CAREER STATISTICS

DEFENSIVE									
YEAR	G/GS	UT	AT	TT	TFL-YD	QBS-YD	FF/FR	PBU	INT-YD
2019	2/0	1	0	1	0.0-0	0.0-0	0/0	0	0-0
2020	7/2	1	2	3	0.5-0	0.0-0	0/0	0	0-0
CAREER	9/2	2	2	4	0.5-0	0.0-0	0/0	0	0-0

PLAYERS



95
JOHN MAYERS
 K • 5-10 • 187 • JR. • 1L
 FLOWER MOUND, TEXAS (MARCUS HS)

- Fourth-year junior place kicker who is Baylor’s all-time career leader in field goal percentage (76.5)
- Tied for seventh all-time at Baylor in PAT’s made with 78 and No. 10 in attempts with 78
- No. 9 all-time in career points for a kicker with 156
- Made all 22 of his PAT’s last season and was 10-for-15 in field goal attempts
- Earned All-Big 12 Honorable Mention status in 2020
- First Team Academic All-Big 12 in 2019
- Appeared in all 14 games, going 16-of-19 in FGA with a career-long 51-yarder at TCU on Nov. 9
- Accounted for 11 of BU’s 29 points in the triple OT win at TCU, earning him Big 12 Special Teams Player of the Week honors
- Was a three-time Big 12 Special Teams Player of the Week award winner in 2019
- Rated a five-star prospect by Chris Sailer Kicking

MAYERS CAREER STATISTICS

PLACE-KICKING

YEAR	G	PAT-A	PCT	FG-A	PCT	TP
2018	1	3-3	1.000	0-0	--	3
2019	14	53-53	1.000	16-19	84.2	101
2020	9	22-22	1.000	10-15	66.7	52
CAREER	24	78-78	1.000	26-34	76.5	156

- CAREER BESTS**
 Longest FG: 51 yards, at TCU (11/9/19)
 Most FGs: 3, 3x, last at Texas Tech (11/14/20)
 Most PATs: 7, 2x, at Kansas (11/30/19), vs. UTSA (9/7/19)
 Most Points: 13 at Kansas (11/30/19)



54
MICAH MAZZCCUA
 OL • 6-4 • 326 • R-FR. • RS
 PHILADELPHIA, PA. (ST. FRANCES ACADEMY)

- **PRONUNCIATION:** Micah MAZZCCUA - Muh-ZOO-cuh
- Redshirt freshman entering his second season with the Bears.
- Did not see action in 2020.
- Prepped at St. Francis Academy in Baltimore, Maryland, helping team to 11-1 record in 2019 playing against a national schedule.
- Under Armour All-America Game selection
- Consensus three-star prospect; 247 Sports’ No. 24 player in Maryland, No. 17 according to Rivals.



19
AJ MCCARTY
 CB • 5-11 • 194 • R-FR. • RS
 BROWNWOOD, TEXAS (BROWNWOOD HS)

- Redshirt freshman who played in the final three games of the 2020 season on special teams
- Made first career tackle in season finale against Oklahoma State.
- Played WR and CB at Brownwood HS, helping team to 11-2 record and reached the third round of playoffs in 2019.
- Ranked the No. 100 athlete in Texas per 247 Sports; No. 127 according to ESPN
- Four sport athlete who earned all-district honors in football, basketball and baseball, also won 4A 2019 state triple jump title with mark of 47-6

MCCARTY CAREER STATISTICS

DEFENSIVE

YEAR	G/GS	UT	AT	TT	TFL-YD	QBS-YD	FF/FR	PBU	INT-YD
2020	3/0	0	1	1	0-0	0-0	0/0	0	0-0
CAREER	3/0	0	1	1	0-0	0-0	0/0	0	0-0



42
JAIRON MCVEA
 S • 5-9 • 185 • 6TH. • 4L
 RICHMOND, TEXAS (GEORGE RANCH HS)

- **PRONUNCIATION:** JAIRON MCVEA - JARE-un MICK-vay
- Returns for sixth year after exercising extra eligibility due to COVID-19 pandemic
- Has appeared in 46 career games with three starts, mostly on special teams.
- Earned first start since 2017 in 2020 season opener vs KU and tallied a career-high seven tackles, including one TFL
- Set new career-high at Texas on Oct. 24 with nine tackles (six solo) and 0.5 tackles for loss
- Four-year letterwinner at George Ranch HS; helped GRHS go 16-0 and win state title in 2015 and was named the team’s defensive MVP.
- Currently studying geology in grad school.

MCVEA CAREER STATISTICS

DEFENSIVE

YEAR	G/GS	UT	AT	TT	TFL-YD	QBS-YD	FF/FR	PBU	INT-YD
2016									
				redshirt					
2017	10/1	13	1	14	0-0	0-0	0/0	0	0-0
2018	12/0	2	1	3	0-0	0-0	0/0	1	1-3
2019	14/0	15	6	21	1.5-3	0-0	0/0	0	0-0
2020	9/2	18	15	33	1.5-1	0-0	0/0	1	0-0
CAREER	46/3	49	23	72	3.0-4	0-0	0/0	2	1-3

- CAREER BESTS**
 Tackles: 9 at Texas (10/24/20)
 Solo Tackles: 6 vs. Liberty (9/2/17)
 Tackles-For-Loss: 1.0, twice, last vs. Kansas (9/26/20)
 Pass Breakups: 1, twice, last vs. TCU (10/31/20)
 Interceptions: 1 vs. K-State (10/6/18)

PLAYERS



22

TAYE MCWILLIAMS


RB • 6-1 • 211 • SO. • 1L
RICHMOND, TEXAS (LAMAR CONSOLIDATED HS)

- True sophomore entering year two at Baylor
- Played in five games without a start last season, tallying 68 rushing yards on 13 carries
- Two-time all-district honoree at Lamar Consolidated HS
- Earn four-star rating from 247 Sports and ESPN; ranked No. 40 recruit in Texas and No. 25 running back in the nation according to 247 Sports
- Also ran track in high school
- Environmental studies and natural resource management major

MCWILLIAMS CAREER STATISTICS

RUSHING

YEAR	G/GS	ATT	YD	AVG	TD	LP/OPPONENT
2020	5/0	13	68	5.2	0	17/vs Oklahoma State



63

GRANT MILLER

OL • 6-4 • 309 • SR. • TR
FT. LAUDERDALE, FLA. (VANDERBILT)

- Fifth-year senior entering first season as a Bear after transferring from Vanderbilt
- Played in 29 career games with 16 starts on the offensive line
- 14 of 16 career starts are at center; made other two starts in 2019 at right guard
- Consensus three-star prospect out of high school, registering 28 knockdown blocks, 11 pancake blocks and allowed just one sack as a senior in 2016.
- Son of Fred Miller, a four-year letterman at Baylor from 1992-95 and three-time All-Southwest Conference honoree.
- Fred was a fifth round draft pick in 1996 by St. Louis Rams and started for more than a decade as an offensive tackle in the NFL.
- Grant earned undergraduate degree in human and organizational development from Vanderbilt; currently working towards master's degree in sport pedagogy.



4

CHRISTIAN MORGAN

S • 6-1 • 214 • SR. • 3L
HOUSTON, TEXAS (PORTER HS)

- Fourth-year junior defensive back who has appeared in 33 career games with 11 starts.
- Preseason All-Big 12 fourth-team member
- Started all eight games he played in during 2020 season.
- Earned All-Big 12 Honorable Mention distinction
- Tied for team lead with three INT and ranked fourth on the team with 54 total tackles
- Three interceptions tied for third-most in the Big 12 in 2020
- Owned top Nike SPARQ score for the class of 2018 with 144.00
- Three-star recruit who ranked No. 90 in Texas and No. 49 safety nationally by 247 Sports

MORGAN CAREER STATISTICS

DEFENSIVE

YEAR	G/GS	UT	AT	TT	TFL-YD	QBS-YD	FF/FR	PBU	INT-YD
2018	13/3	13	5	18	1.5-2	0-0	1/0	1	1-(-2)
2019	12/0	8	4	12	0.0-0	0-0	0/0	1	0-0
2020	8/8	39	15	54	2.0-10	1.0-9	0/0	4	3-0
CAREER	33/11	60	24	84	3.5-12	1.0-9	1/0	6	4-(-2)

CAREER BESTS

- Tackles:** 12 at Texas Tech (11/14/20)
- Solo Tackles:** 7, 3x, last vs. Oklahoma State (12/12/20)
- Tackles-For-Loss:** 1.0, twice, last vs. K-State (11/28/20)
- Interceptions:** 1, 4x, last vs. Oklahoma State (12/12/20)
- Forced Fumbles:** 1, at West Virginia (10/25/18)
- Pass Breakups:** 1, 4x, last vs. Oklahoma State (12/12/20)
- Blocked Punts:** 1, 2x, last vs. Oklahoma State (11/3/18)



14

DEVIN NEAL

S • 5-11 • 202 • SO. • 1L
LEXINGTON, KY (DOUGLASS HS)

- True sophomore who played in all nine games last season for the Bears
- Tallied just three tackles, including season-high two in season-opening win vs. KU
- Helped Douglass HS to 14-1 record and state championship appearance as a senior in 2019
- Runner-up for Kentucky Player of the Year
- Played both running back and safety, ranking as the No. 9 played in Kentucky per 247 Sports
- Relative of NFL safety Jamal Adams

NEAL CAREER STATISTICS

DEFENSIVE

YEAR	G/GS	UT	AT	TT	TFL-YD	QBS-YD	FF/FR	PBU	INT-YD
2020	9/0	2	1	3	0-0	0-0	0/0	0	0-0

PLAYERS



55
XAVIER NEWMAN-JOHNSON
 OL • 6-2 • 315 • 5TH. • 4L
 DESOTO, TEXAS (DESOTO HS)

- **PRONUNCIATION:** XAVIER Newman-Johnson - ex-AY-vee-uhr
- Fifth-year senior exercising extra year of eligibility due to COVID-19 pandemic
- Widely regarded as leader of the offensive line group by teammates and coaches
- Preseason First Team All-Big 12 Selection by CFN
- NFLPA Collegiate Bowl Big Board member
- Has played in 33 career games with 22 starts across three positions
- Played in five games with four starts last year (three at LG, one at C)
- Started eight of 10 games played at right guard in 2019
- Played in seven games with three starts at left guard in 2018
- Appeared in 11 games with eight starts at LG as true freshman in 2017
- National top-300 recruit and All-American offensive lineman from DeSoto HS
- Graduated with degree in health, kinesiology and leisure studies



98
CHIDI OGBONNAYA
 DT • 6-5 • 305 • SR. • 3L
 HOUSTON, TEXAS (LANGHAM CREEK HS)

- **PRONUNCIATION:** CHIDI OGBONNAYA - CHEE-dee OH-buh-NYE-uh
- Fifth-year senior who previously redshirted as a true freshman in 2017
- Has appeared in 32 career games with one start coming in 2019
- Played in eight games in 2020, did not record a tackle
- Forced a fumble and recorded first-career sack at OSU on Oct. 19, 2019
- Rated as the nation's 78th-best DE prospect in 2017 recruiting class by 247 Sports

OGBONNAYA CAREER STATISTICS

DEFENSIVE										
YEAR	G/GS	UT	AT	TT	TFL-YD	QBS-YD	FF/FR	QBH	INT-YD	
2018	10/0	3	2	5	0-0	0-0	0/0	0	0-0	
2019	13/1	9	2	11	3.0-8	1.0-6	1/0	0	0-0	
2020	8/0	0	0	0	0.0-0	0.0-0	0/0	1	0-0	
CAREER	32/1	12	4	16	3.0-7	1.0-6	1/0	1	0-0	

CAREER BESTS

- Tackles: 2, 2x, last vs. Oklahoma (12/7/19)
- Solo Tackles: 2 at Oklahoma State (10/19/19)
- Tackles-For-Loss: 1.0, 3x, last vs. Georgia (1/1/20)
- Sacks: 1.0 at Oklahoma State (10/19/19)
- Forced Fumbles: 1 at Oklahoma State (10/19/19)
- Quarterback Hurray: 1, vs. TCU (10/31/20)
- Pass Breakups: 1, vs. Texas (11/23/19)



8
JALEN PITRE
 S/LB • 6-0 • 197 • SR. • 3L
 STAFFORD, TEXAS (STAFFORD HS)

- **PRONUNCIATION:** Jalen PITRE - PEE-tree
- Fifth-year senior who redshirted after appearing in just four games in 2019
- Excelled in Coach Aranda's STAR position, a hybrid safety/linebacker
- Preseason Third Team All-American (Pro Football Focus)
- Three-time Preseason First Team All-Big 12 honoree (Athlon, CFN, media) and two-time Preseason Second Team All-Big 12 pick (Phil Steele, Lindy's)
- Preseason First Team All-Texas by Dave Campbell's Texas Football
- Bednarik Award Watch List, Bronko Nagurski Trophy Watch List, Reese's Senior Bowl Watch List and NFLPA Collegiate Bowl Big Board member
- 2020 First Team All-Big 12 member and AP First Team All-Big 12 selection
- 2020 Honorable Mention for Big 12 Defensive Player of the Year
- Led the Bears with 60 total tackles and 13 tackles-for-loss last season
- Placed third in the Big 12 and 28th nationally in tackles-for-loss per game (1.44)
- Became first BU to return two INT for TD in the same season since 2012
- 2020-21 CoSIDA Academic All-America second-team selection
- 2020 First Team Academic All-Big 12, 2019 Second Team Academic All-Big 12, 2018 First Team Academic All-Big 12
- Rated the nation's 73rd-best defensive back prospect in 2017 recruiting class by ESPN
- Completed undergraduate degree in business in August 2020; currently working on master's degree in educational psychology


PITRE CAREER STATISTICS

DEFENSIVE										
YEAR	G/GS	UT	AT	TT	TFL-YD	QBS-YD	FF/FR	PBU	INT-YD	
2017	12/8	29	8	37	3.0-12	1.0-6	0/0	1	0-0	
2018	13/1	5	6	11	2.0-6	0.0-0	0/0	0	0-0	
2019	4/0	9	3	12	1.5-5	1.0-5	0/0	0	0-0	
2020	9/8	41	19	60	13-49	2.5-21	1/0	4	2-56	
CAREER	38/17	84	36	120	19.5-72	4.5-32	1/0	5	2-56	

CAREER BESTS

- Tackles: 11, at West Virginia (10/3/20)
- Solo Tackles: 11, at West Virginia (10/3/20)
- Tackles-For-Loss: 3.0, at Oklahoma (12/5/20)
- Sacks: 1.5, vs. Oklahoma State (12/12/20)
- Forced Fumbles: 1 at WVU (10/3/20)
- Interceptions: 1, twice, at Texas Tech (11/14/20)
- Pass Breakups: 1, 3x, last at Oklahoma (12/5/20)
- QB Hurries: 1, twice, last at Texas Tech (11/14/20)

PLAYERS



43

ISSAC POWER

P • 6-1 • 200 • JR. • 2L
CASTLE ROCK, COLO. (PONDEROSA HS)

- Fourth-year junior punter who has appeared in 24 career games
- Named to 2021 Ray Guy Award Watch List
- Averaged 40.3 yards per punt in 2020 with 11 inside the 20 and 50 kicks of at least 50 yards
- Notched career-long 66-yarder at Texas on Oct. 24, 2020
- Punted a career-high 11 times in 2020 season finale vs. Oklahoma State
- Made collegiate debut in 2018 Texas Bowl vs. Vanderbilt, punting once for 47 yards
- 2019 and 2020 First Team Academic All-Big 12 selection
- 2018 Big 12 Academic All-Rookie selection
- 2018 US Army All-American Bowl selection
- Rated 4.5 stars by Chris Sailer Kicking and No. 5 ranked punter nationally



99

NOAH RAUSCHENBERG

K • 6-1 • 195 • JR. • 2L
TULSA, OKLA. (UNION HS)

- **PRONUNCIATION:** Noah RAUSCHENBERG - RAW-shin-BURG
- Third-year junior kickoff specialist
- Has appeared in 17 career games with 89 career kickoffs and two missed field goal attempts
- Perfect 4-of-4 career PATs
- 2020 First Team Academic All-Big 12 selection
- Owns every kicking record at Union HS, including 185 career PATs
- Five-star kicker according to Kohl's and Chris Sailer Kicking
- Rated the No. 22 kicker nationally by ESPN and No. 24 in the country by 247Sports

POWER CAREER STATISTICS

PUNTING

YEAR	ATT	YDS	AVG	LONG	TB	120	50+
2018	1	47	47.0	47	0	0	0
2019	69	2,783	40.3	59	2	23	10
2020	55	2,219	40.3	66	4	11	7
CAREER	125	5,049	40.4	66	6	34	17

CAREER BESTS

Longest: 66 yards, at Texas (10/24/20)
Most Punts: 11, vs. Oklahoma State (12/12/20)

RAUSCHENBERG CAREER STATISTICS

PLACE-KICKING

YEAR	G	PAT-A	PCT	FG-A	PCT	TP
2019	9	4-4	1.000	0-1	.000	0
2020	8	0-0	.000	0-1	.000	0
CAREER	17	4-4	1.000	0-2	.000	0

KICKOFFS

YEAR	G	ATT	YDS	AVG	TB	OB
2019	9	56	3400	60.7	34	1
2020	8	33	2046	62.0	18	1
CAREER	17	89	5446	61.2	52	2



55

GARMON RANDOLPH

OLB • 6-7 • 265 • SO. • 1L
JEFFERSON, GA. (JEFFERSON HS)

- Third-year sophomore who redshirted after appearing in just two games during 2019 freshman season
- Moved from defensive end to JACK position prior to 2021 season
- Has played in seven career games with three total tackles
- Notched first-career sack at Texas Tech on Nov. 14, 2020
- Played both tight end and defensive end as a senior in high school, ranking as the No. 7 tight end nationally according to ESPN
- Was ranked the No. 73 overall recruit in Georgia by 247Sports
- Majoring in sociology



47

THOR RODONI

LS • 6-2 • 222 • 6TH. • 1L
LOS BANOS, CALIF. (PACHECO HS)

- **PRONUNCIATION:** Thor RODONI - RUH-dohn-ee
- Sixth-year senior excercizing extra year of eligibility due to COVID-19 pandemic
- Long-snapping specialist who has seen action in 13 career games.
- Played in all nine games in 2020 without recording a stat
- Appeared in three games in 2019
- Did not see action in 2017 or 2018
- Made collegiate debut in 2016 against Northwestern State
- First Team Academic All-Big 12 in 2020, Academic All-Big 12 Rookie team selection in 2016
- Sister, Gia, played softball at Baylor
- Graduated with a degree in communications

RANDOLPH CAREER STATISTICS

DEFENSIVE

YEAR	G/GS	UT	AT	TT	TFL-YD	QBS-YD	FF/FR	QBH	INT-YD
2019	2/0	1	0	1	0.0-0	0.0-0	0/0	0	0-0
2020	5/0	1	1	2	1.0-2	1.0-2	0/0	0	0-0
CAREER	7/0	2	1	3	1.0-2	1.0-2	0/0	0	0-0

CAREER BESTS

Tackles: 1, 3x, last at Texas Tech (11/14/20)
Solo Tackles: 1, twice, last at Texas Tech (11/14/20)
Tackles-For-Loss: 1.0 at Texas Tech (11/14/20)
Sacks: 1.0 at Texas Tech (11/14/20)

PLAYERS



40 GUNNAR ROYER

LS • 6-2 • 220 • 5TH. • 1L
MANHEIM, PA. (IUP)

- Fifth-year senior entering his second season with the Bears after previously transferring from Indiana University of Pennsylvania
- Saw action as the long snapper on punts in all nine games in 2020
- Also recovered a fumble at Iowa State on Nov. 7, 2020
- Played defensive end and tight end in high school
- Rated a five-star snapping prospect by Kohl's Kicking Camps
- Graduated with a degree in finance from IUP in May 2020
- Currently pursuing master's degree in sports pedagogy



91 ROB SAULIN

DL • 6-5 • 295 • SR. • 3L
PENNSVILLE, N.J. (PENNSVILLE MEMORIAL HS)

- Fifth-year senior who previously redshirted as a true freshman in 2017
- Has played in 29 career games with five starts for the Bears as both a tight end and defensive lineman
- Saw action in five games in 2020 without recording a stat
- Appeared in all 14 games in 2019 as both a TE and DL, starting the last four games of the year as a tight end. Did not record a stat on the year.
- Collected first-career tackle at UTSA in 2018
- 2018 Academic All-Big 12 second-team selection
- Played in first three games of the 2017 season before suffering season-ending injury; used redshirt.
- Four-year, two-way starter at Pennsville Memorial HS
- Rated as the 90th-best DE prospect in the 2017 recruiting class by the 247Sports and the 118th-best by ESPN.
- Graduated from Baylor with degree in communications.

SAULIN CAREER STATISTICS

DEFENSIVE										
YEAR	G/GS	UT	AT	TT	TFL-YD	QBS-YD	FF/FR	QBH	INT-YD	
2017	4/1	0	0	0	0.0-0	0.0-0	0/0	0	0-0	
2018	6/0	1	0	1	0.0-0	0.0-0	0/0	0	0-0	
2019	14/4	0	0	0	0.0-0	0.0-0	0/0	0	0-0	
2020	5/0	0	0	0	0.0-0	0.0-0	0/0	0	0-0	
CAREER	29/5	1	0	1	0.0-0	0.0-0	0/0	0	0-0	

CAREER BESTS


Tackles: 1, at UTSA (9/8/18)
Solo Tackles: 1, at UTSA (9/8/18)
Tackles-For-Loss: n/a
Sacks: n/a



12 BLAKE SHAPEN

QB • 6-0 • 192 • R-FR. • RS
SHREVEPORT, LA. (EVANGEL CHRISTIAN)

- **PRONUNCIATION:** Blake SHAPEN - SHAY-pin
- Redshirt freshman who did not appear in a game last season.
- Two-sport athlete who was also on the Baylor baseball roster last year.
- One of three QBs who competed for starting job in 2021 fall camp
- Enrolled at Baylor as No. 21-ranked dual-threat quarterback in 2020 signing class
- Also ranked as the No. 1 shortstop in Louisiana
- Played in 2019 Under Armour All-America baseball game at Wrigley Field
- Uncle, Hal Sutton, is 15-time winner on PGA Tour.



86 BEN SIMS

TE • 6-4 • 253 • JR. • 2L
SAN ANTONIO, TEXAS (CLARK HS)

- Fourth-year junior tight end who has appeared in 17 career games with seven starts
- Tied for the team lead in touchdown receptions last season with three
- Had the most TDs in a season by a BU tight end since Justin Akers totaled four in 2007
- His first-career TD at WVU on Oct. 3, 2020 made him the first Baylor TE to catch a touchdown since 2017
- Career day at TCU on Oct. 31, 2020 with four receptions for 40 yards and two scores, became first BU tight end with multiple touchdowns in a game since Akers did so in 2008
- 2020 First Team Academic All-Big 12
- Named to Dave Campbell's Texas Football Texas Top 300
- Three-star recruit by 247 Sports, No. 159 player in Texas and No. 49 tight end in the nation
- Environmental studies major

SIMS CAREER STATISTICS

RECEIVING						
YEAR	G/GS	REC	YD	AVG	TD	LP/OPPONENT
2018	3/0	0	0	0.0	0	--
2019	8/1	2	5	2.5	0	5/TCU
2020	6/6	14	164	11.7	3	25/at WVU (TD)
CAREER	17/7	16	169	10.6	3	25/at WVU (TD)

CAREER BESTS

Receptions: 5 vs. Kansas State (11/28/20)
Receiving Yards: 48 vs. Kansas State (11/28/20)
Longest Reception: 25 at WVU (10/3/20)
Touchdowns: 2 vs. TCU (10/31/20)

PLAYERS



7

ABRAM SMITH

RB • 5-11 • 221 • SR. • 3L
ABILENE, TEXAS (ABILENE HS)

- Fifth-year senior who redshirted due to injury as a true freshman in 2017
- Recruited to Baylor as a running back, switched to linebacker during 2019 season, switched back to running back prior to 2021 campaign.
- Has played in 28 career games with four starts, all coming as LB in 2020
- Averaged 11.5 tackles per game in those four starts last season
- Appeared in all 14 games in 2019, mostly on special teams, with eight rushing attempts scattered across three games.
- In collegiate debut vs. ACU on Sept. 1, 2018, he rushed four times for 11 yards
- Rated as the nation's 29th-best RB prospect in 2017 recruiting class by Scout, No. 64 by 247Sports and No. 77 by ESPN, out of Abilene HS.
- Was a two-time all-state running back during prep career and is AHS's all-time leading rusher after amassing 4,955 career rushing yards.

A. SMITH CAREER STATISTICS

RUSHING

YEAR	G/GS	ATT	YD	AVG	TD	LP/OPPONENT
2018	6/0	4	11	2.8	0	6/ACU
2019	14/0	8	35	4.4	1	15/UTSA
2020	8/4	0	0	0.0	0	0
CAREER	28/4	12	46	3.8	1	15/UTSA (2019)

DEFENSIVE

YEAR	G/GS	UT	AT	TT	TFL-YD	QBS-YD	FF/FR	PBU	INT-YD
2018	6/0	1	0	1	0.0-0	0.0-0	0/0	0	0-0
2019	14/0	5	2	7	0.0-0	0.0-0	1/0	0	0-0
2020	8/4	31	17	48	5.0-7	1.0-1	0/0	0	0-0
CAREER	28/4	37	19	56	5.0-7	1.0-1	1/0	0	0-0

OFFENSIVE CAREER BESTS

Carries: 4, vs. SFA (8/31/19)
Rushing Yards: 21 vs. UTSA (9/7/19)
Touchdowns: 1 vs. UTSA (9/7/19)
Longest Run: 15 vs. UTSA (9/7/19)

DEFENSIVE CAREER BESTS

Tackles: 13, twice, last vs. Oklahoma State (12/12/20)
Solo Tackles: 9, vs. Oklahoma State (12/12/20)
Tackles-For-Loss: 4.0 at Oklahoma (12/5/20)
Sacks: 1.0 at Oklahoma (12/5/20)



0

RJ SNEED

WR • 6-1 • 203 • SR. • 3L
CYPRESS, TEXAS (CYPRESS RANCH HS)

- Fifth-year senior wide receiver who has played in 33 career games and made 19 career starts
- Three-time Preseason All-Big 12 choice by CFN (First Team), Phil Steele (Second Team) and Athlon (Third Team)
- Reese's Senior Bowl Watchlist and NFLPA Collegiate Bowl Big Board member
- 2020 Second Team All-Big 12 selection (Coaches, Waco Tribune-Herald, Phil Steele)
- Led the team in receptions (39), receiving yards (497) and yards per game (55.2) last year
- Also tied for team lead with three TDs in 2020
- 2020 Second Team Academic All-Big 12
- National top-200 recruit and All-American from Cypress Ranch HS
- Graduated with degree in health, kinesiology and leisure studies in August 2020
- Working on a master's in sports pedagogy

SNEED CAREER STATISTICS

RECEIVING

YEAR	G/GS	REC	YD	AVG	TD	LP/OPPONENT
2017	7/1	5	53	10.6	0	19/vs. West Virginia
2018	3/0	1	4	4.0	0	0/0
2019	14/9	42	437	10.4	3	38/at K-State
2020	9/9	39	497	12.7	3	39/TCU
CAREER	33/19	87	991	11.4	6	39/TCU

PUNT RETURNS

YEAR	G/GS	NO	YD	AVG	TD	LP/OPPONENT
2017	7/1	1	-10	-10.0	0	--
2018	3/0	1	-3	-3.0	0	--
2019	14/9	3	-15	-5.0	0	1/SFA (8/31)
2020	9/9	0	0	0.0	0	--
CAREER	33/19	5	-28	-5.6	0	1/vs. SFA

CAREER BESTS

RECEIVING
Receptions: 6, 4x, last vs. K-State (11/28/20)
Receiving Yards: 93 at Iowa State (11/7/20)
Touchdowns: 2 vs. SFA (8/31/19)
Longest Reception: 39 vs. TCU (10/31/20)

PLAYERS



3

RALEIGH TEXADA

CB • 5-10 • 188 • 6TH • 4L
FRISCO, TEXAS (CENTENNIAL HS)

- **PRONUNCIATION:** RALEIGH TEXADA - RAW-lee tuh-HAH-duh
- Sixth-year senior returning for extra year of eligibility following the COVID-19 pandemic
- Preseason Honorable Mention All-American by Pro Football Focus
- Preseason First Team All-Big 12 selection by Lindy's and Fourth-Team All-Big 12 pick by Athlon
- Preseason First Team All-Texas by Dave Campbell's Texas Football
- 2020 DCTF First Team All-Texas as a defensive back and Waco Tribune-Herald Second Team All-Big 12 selection
- Tied for second on the team with three pass breakups last season
- Started all 14 games at corner in 2019
- Played in all 13 games in 2018 with six starts, earning Honorable Mention All-Big 12 status
- Played in first three career games in 2017 after redshirting in 2016 to retain eligibility
- Also competed as a sprinter on the Baylor track & field team in 2018 and 2019
- Graduated with a degree in communications
- Currently working on master's degree in sports pedagogy
- Rated as the nation's 40th-best cornerback prospect in 2016 signing class by Scout

TEXADA CAREER STATISTICS

DEFENSIVE

YEAR	G/GS	UT	AT	TT	TFL-YD	QBS-YD	FF/FR	PD	INT-YD
2016									
2017	3/0	2	0	2	0-0	0.0-0	0/0	0	0-0
2018	13/6	24	8	32	1.0-2	0.0-0	1/0	6	2-0
2019	14/14	42	3	45	2.0-9	0.0-0	0/0	5	0-0
2020	9/9	21	8	29	1.5-10	1.0-9	1/0	4	1-56
CAREER	39/29	89	19	108	4.5-21	1.0-9	2/0	15	3-56

CAREER BESTS

- **Tackles:** 9 vs. OSU (11/3/18)
- **Solo Tackles:** 7 vs. Texas Tech (10/12/19)
- **Tackles for loss:** 1.0, 4x, last at WVU (10/3/20)
- **Sacks:** 1.0 at WVU (10/3/20)
- **Interceptions:** 1, 3x, last at Iowa State (11/7/20)
- **Pass Breakups:** 2, at Rice (9/21/19)
- **Forced Fumbles:** 1, twice, last at WVU (10/3/20)



9

TYQUAN THORNTON

WR • 6-3 • 182 • SR • 3L
MIAMI, FLA. (BOOKER T. WASHINGTON HS)

- **PRONUNCIATION:** TYQUAN Thornton - tye-KWON
- Fourth-year senior wide receiver who has appeared in 33 career games with 19 starts
- Preseason Third Team All-Big 12 selection by Phil Steele
- NFLPA Collegiate Bowl Big Board selection
- Ranks 24th all-time at Baylor in career receiving yards with 1,256 and 11th all-time at BU in yards per catch (16.0)
- 2019 All-Big 12 honorable mention after going for 45 receptions, 782 yards and five TDs
- Appeared in all 13 games as true freshman in 2018
- Also played quarterback in HS
- Rated as a four-star recruit by 247Sports and the No. 37 player in Florida; No. 257 nationally.
- Also a standout in track with a personal-best 100-meter time of 10.50.
- 200-meter PR is 21.07

THORNTON CAREER STATISTICS

RECEIVING


YEAR	G/GS	REC	YD	AVG	TD	LP/OPPONENT
2018	13/2	20	354	17.7	3	41/Texas Tech
2019	14/11	45	782	17.4	5	78/at OSU
2020	6/6	16	158	9.9	1	25/at OU (TD)
CAREER	33/19	81	1294	16.0	9	78/at OSU

KICK RETURNS

YEAR	G/GS	NO	YD	AVG	TD	LP/OPPONENT
2018	13/2	5	83	16.6	0	26/ACU
2019	14/11	0	0	0.0	0	--
2020	6/6	1	10	10.0	0	10/TCU
CAREER	33/19	6	93	15.5	0	26/ACU

CAREER BESTS

- **Receptions:** 11 vs. Iowa State (9/28/19)
- **Receiving Yards:** 141 vs. Iowa State (9/28/19)
- **Touchdowns:** 1, 9x, last at Oklahoma (12/5/20)
- **Longest Reception:** 78 yards at OSU (10/19/19)
- **100-Yard Games:** 1 vs. Iowa State (9/28/19)



54

BRAYDEN UTLEY

DL • 6-1 • 270 • JR. • 2L
HUNTINGTON BEACH, CALIF. (LOYOLA HS)

- Fourth-year junior who has played in 19 career games at Baylor
- Totaled 20 tackles last season, including 2.0 TFLs and a fumble recovery
- 2019 Academic All-Big 12 selection
- Appeared in all 14 games as a redshirt freshman in 2019, mostly on special teams
- Played offensive line, defensive line and linebacker during prep career at Loyola HS
- Also lettered in track & field as a shot putter
- Brother, Noah, plays football at Army.
- Majoring in management and marketing

UTLEY CAREER STATISTICS

DEFENSIVE

YEAR	G/GS	UT	AT	TT	TFL-YD	QBS-YD	FF/FR	QBH	INT-YD
2019	14/0	1	1	2	0.5-2	0.5-2	0/0	0	0-0
2020	6/0	12	8	20	2.0-4	0.0-0	0/1	1	0-0
CAREER	20/0	13	9	22	2.5-6	0.5-2	0/1	1	0-0

CAREER BESTS

- **Tackles:** 6 at Iowa State (11/7/20)
- **Solo Tackles:** 6 at Iowa State (11/7/20)
- **Tackles for loss:** 1.5 at WVU (10/3/20)
- **Sacks:** 0.5 vs. SFA (8/31/19)
- **Fumble Recoveries:** 1 vs. TCU (10/31/20)
- **QB Hurries:** 1 at WVU (10/3/20)

PLAYERS



57

JOHNCARLO VALENTIN

OL • 6-4 • 345 • 5TH. • 1L
PHILADELPHIA, PA. (ASA COLLEGE)

- **PRONUNCIATION:** Johncarlo VALENTIN - VAL-in-tine
- Fifth-year senior offensive lineman entering his fourth season with the Bears after previously transferring from ASA College
- Has appeared in 19 games throughout BU career with nine starts, all coming as left guard in 2018
- Can play either guard or tackle
- Rated a four-star recruit by ESPN and the No. 21 JUCO recruit for 2018
- Graduated with a degree in health, kinesiology and leisure studies



33

WILL WILLIAMS

LB • 6-2 • 215 • SO. • SQ
EL PASO, TEXAS (CHAPIN HS)

- Third-year sophomore who has appeared in seven career games.
- Played in three games last year with just one tackle vs. TCU on Oct. 31
- Appeared in four games as a true freshman in 2019; redshirted to retain eligibility.
- Three-star recruit by 247Sports; ranked as No. 100 prospect in Texas
- Majoring in sociology

WILLIAMS CAREER STATISTICS

DEFENSIVE									
YEAR	G/GS	UT	AT	TT	TFL-YD	QBS-YD	FF/FR	QBH	INT-YD
2019	4/0	3	0	3	0.0-0	0.0-0	0/0	0	0-0
2020	3/0	1	0	1	0.0-0	0.0-0	0/1	0	0-0
CAREER	7/0	4	0	4	0.0-0	0.0-0	0/1	0	0-0

CAREER BESTS

Tackles: 2 vs SFA (8/31/19)
Solo Tackles: 2 vs SFA (8/31/19)
Tackles for loss: n/a
Sacks: n/a
Fumble Recoveries: 1 at WVU (10/3/20)
QB Hurries: 1 vs UTSA (9/7/19)



22

JT WOODS

S • 6-2 • 193 • SR. • 3L
SAN ANTONIO, TEXAS (STEELE HS)

- Fourth-year senior who has appeared in 36 career games with 14 starts
- 2021 NFLPA Collegiate Bowl Big Board selection
- Started all nine games in 2020, finishing the year with 46 tackles and three INTs
- His three picks tied for team-high and third in the Big 12
- 2020 All-Big 12 Honorable Mention
- Consensus three-star recruit out of Steele HS in San Antonio
- Also competed in track, with a personal-best 10.64 time in the 100 meters, 21.87 in the 200 meters and 13.80 in the 100-meter hurdles
- Competed in the 110-meter hurdles on the Baylor track team in 2019

WOODS CAREER STATISTICS

DEFENSIVE									
YEAR	G/GS	UT	AT	TT	TFL-YD	QBS-YD	FF/FR	PBU	INT-YD
2018	13/0	13	5	18	1.0-11	1.0-11	0/0	2	0-0
2019	14/5	27	9	36	1.0-1	0.0-0	0/3	0	0-0
2020	9/9	29	17	46	0.5-1	0.0-0	0/0	4	3-92
CAREER	36/14	69	31	100	2.5-13	1.0-11	0/3	6	3-92

CAREER BESTS

Tackles: 9 at West Virginia (10/3/20)
Solo Tackles: 6 at Oklahoma State (10/19/19)
Tackles-For-Loss: 1.0, 2x, last at K-State (10/5/19)
Sacks: 1 vs. Kansas (9/22/18)
Interceptions: 1, 3x, last vs. Kansas State (11/28/20)
Pass Breakups: 1, 3x, last vs. Kansas (9/26/20)
QB Hurry: 1 vs. SFA (8/31/19)
Recovered Fumbles: 1, 2x, last at K-State (10/5/19)



14

JACOB ZENO

QB • 6-2 • 211 • SO. • SQ
SAN ANTONIO, TEXAS (JOHN JAY HS)

- **PRONUNCIATION:** Jacob ZENO - ZEE-no
- Third-year sophomore who has seen action in four games over last two seasons
- One of three QBs who competed for starting job in 2021 fall camp
- Saw only action in season finale last year vs. Oklahoma State, going 5-for-8 through the air and rushing four times for 13 yards
- Appeared in three games as true freshman in 2019, making debut at Kansas on Nov. 30 going 3-for-3 in passing with 41 yards and two rushes for seven yards and a TD.
- Entered as sub in 2019 Big 12 title game vs. Oklahoma and was 2-for-6 passing for 159 yards, including an 81-yard TD pass to Trestan Ebner, tied for the longest pass play by a Baylor freshman in program history.
- Also appeared in Sugar Bowl vs. Georgia, going 4-for-9 with 23 yards and an interception.
- ESPN four-star quarterback, No. 169 player in the country, No. 26 in Texas and ESPN's No. 9 pocket passer.

ZENO CAREER STATISTICS

PASSING									
YEAR	G/GS	CMP	ATT	PCT	YDS	INT	TD	LP/OPPONENT	
2019	3/0	9	18	50.0	223	1	1	81/Oklahoma	
2020	1/0	5	8	63.0	18	0	0	8/Oklahoma State	
CAREER	4/0	14	26	54.0	241	1	1	81/Oklahoma	

RUSHING

YEAR	G/GS	ATT	YD	AVG/A	TD	LP/OPPONENT
2019	3/0	8	-9	-1.1	1	6/Kansas
2020	1/0	4	13	3.3	0	9/Oklahoma State
CAREER	4/0	12	4	0.3	1	9/Oklahoma State

CAREER BESTS

PASSING
Attempts: 8 vs. Oklahoma State (12/12/20)
Completions: 5 vs. Oklahoma State (12/12/20)
Yards: 159 vs. Oklahoma (12/7/19)
Touchdowns: 1 vs. Oklahoma (12/7/19)
Longest Pass: 81 vs. Oklahoma (12/7/19)

RUSHING

Attempts: 4, 2x, last vs. Oklahoma State (12/12/20)
Yards: 13 vs. Oklahoma State (12/12/20)
Touchdowns: 1 at Kansas (11/30/19)
Longest Rush: 8 vs. Oklahoma State (12/12/20)

BAYLOR FOOTBALL 2020

OVERALL: 2-7 (HOME 2-2, ROAD 0-5, NEUTRAL 0-0) | BIG 12 CONFERENCE: 2-7 (HOME 2-2, ROAD 0-5, NEUTRAL 0-0)

RESULTS 2-7 (2-7 BIG 12)

DATE	OPPONENT	RESULT	SCORE	ATTEND.	AP RANK	TV
Sept. 26	KANSAS	W	47-14	11,667	— —	ESPNU
Oct. 3	at West Virginia	L	21-27 (2OT)	978	— —	ABC
Oct. 24	at Texas	L	16-27	18,202	— —	ESPN
Oct. 31	TCU	L	23-33	11,667	— —	ESPN2
Nov. 7	at Iowa State	L	31-38	13,535	— 17	FS1
Nov. 14	at Texas Tech	L	23-24	12,914	— —	FS1
Nov. 28	KANSAS STATE	W	32-31	11,667	— —	ESPN2
Dec. 5	at Oklahoma	L	14-27	22,700	— 13	FOX
Dec. 12	OKLAHOMA STATE	L	3-42	11,667	— 22	ESPN

TEAM STATISTICS

	BAYLOR	OPPONENTS
SCORING	210	263
Points Per Game	23.3	29.2
Points Off Turnovers	65	29
FIRST DOWNS	165	176
Rushing	60	80
Passing	86	83
Penalty	19	13
RUSHING YARDAGE	813	1624
Yards gained rushing	1121	1847
Yards lost rushing	308	223
Rushing Attempts	298	366
Average Per Rush	2.7	4.4
Average Per Game	90.3	180.4
TDs Rushing	8	20
PASSING YARDAGE	1979	1827
Comp-Att-Int	205-331-8	165-259-12
Average Per Pass	6.0	7.1
Average Per Catch	9.7	11.1
Average Per Game	219.9	203.0
TDs Passing	14	12
TOTAL OFFENSE	2792	3451
Total Plays	629	625
Average Per Play	4.4	5.5
Average Per Game	310.2	383.4
KICK RETURNS: #-Yards	32-826	16-393
PUNT RETURNS: #-Yards	11-43	13-109
INT RETURNS: #-Yards	12-204	8-73
KICK RETURN AVERAGE	25.8	24.6
PUNT RETURN AVERAGE	3.9	8.4
INT RETURN AVERAGE	17.0	9.1
FUMBLES-LOST	5-1	11-5
PENALTIES-Yards	65-562	60-514
Average Per Game	62.4	57.1
PUNTS-Yards	57-2259	45-1752
Average Per Punt	39.6	38.9
Net punt average	36.3	37.5
KICKOFFS-Yards	41-2555	52-3146
Average Per Kick	62.3	60.5
Net kick average	39.9	36.9
TIME OF POSSESSION/Game	29:19	30:41
3RD-DOWN Conversions	47/142	51/130
3rd-Down Pct	33%	39%
4TH-DOWN Conversions	12/20	9/13
4th-Down Pct	60%	69%
SACKS BY-Yards	19-114	31-183
MISC YARDS	0	0
TOUCHDOWNS SCORED	26	33
FIELD GOALS-ATTEMPTS	10-16	12-12
ON-SIDE KICKS	0-1	0-0
RED-ZONE SCORES	(23-28) 82%	(32-37) 86%
RED-ZONE TOUCHDOWNS	(16-28) 57%	(24-31) 65%
PAT-ATTEMPTS	(22-22) 100%	(29-31) 94%
ATTENDANCE	46668	68329
Games/Avg Per Game	4/11667	5/13666
Neutral Site Games		0/0

SCORE BY QUARTERS

	1st	2nd	3rd	4th	OT	Total
Baylor	37	37	50	79	7	210
Opponents	68	60	65	57	13	263

RUSHING

	GP	ATT.	GAIN	LOSS	NET	AVG.	TD	LONG	YPG
Williams,Craig	4	26	198	1	197	7.6	2	32	49.2
Brewer,Charlie	9	107	356	202	154	1.4	4	20	17.1
Lovett,John	5	45	153	23	130	2.9	1	19	26.0
Jones,Qualan	7	34	137	13	124	3.6	0	15	17.7
Ebner,Trestan	9	50	134	27	107	2.1	1	13	11.9
McWilliams, T	5	13	68	0	68	5.2	0	17	13.6
Bohanon,Gerry	2	4	19	0	19	4.8	0	10	9.5
White,Jonah	2	5	21	4	17	3.4	0	17	8.5
Zeno,Jacob	1	4	19	6	13	3.2	0	9	13.0
Fleeks,Josh	8	5	16	9	7	1.4	0	12	0.9
Holmes, Gavin	9	1	0	3	-3	-3.0	0	0	-0.3
TEAM	4	4	0	20	-20	-5.0	0	0	-5.0
Total.....	9	298	1121	308	813	2.7	8	32	90.3
Opponents.....	9	366	1847	223	1624	4.4	20	75	180.4

PASSING

	G	EFF	CMP-ATT-I	PCT	YDS	TD	LONG	AVG/G
Brewer,Charlie	9	122.33	198-321-8	61.7	1958	14	62	217.6
Zeno,Jacob	1	81.40	5-8-0	62.5	18	0	8	18.0
Ebner,Trestan	9	66.40	1-1-0	100.0	-4	0	0	-0.4
Bohanon,Gerry	2	158.80	1-1-0	100.0	7	0	7	3.5
Total.....	9	121.28	205-331-8	61.9	1979	14	62	219.9
Opponents.....	9	128.98	165-259-12	63.7	1827	12	75	203.0

RECEIVING

	G	NO	YDS	AVG	TD	LONG	AVG/G
Sneed,R.J.	9	39	497	12.7	3	39	55.2
Holmes, Gavin	9	33	244	7.4	1	25	27.1
Ebner,Trestan	9	26	299	11.5	3	58	33.2
Fleeks,Josh	8	21	181	8.6	1	34	22.6
Thornton,Tyquan	6	16	158	9.9	1	25	26.3
Sims,Ben	6	14	164	11.7	3	25	27.3
Jones,Qualan	7	14	57	4.1	0	8	8.1
White,Jonah	2	9	63	7.0	0	14	31.5
Lovett,John	5	9	49	5.4	1	11	9.8
Terry,Yusuf	4	6	69	11.5	0	27	17.2
Dabney, Drake	6	6	57	9.5	1	14	9.5
Henderson, T	8	4	22	5.5	0	9	2.8
Atkinson,Jared	5	2	68	34.0	0	62	13.6
Ellis, Jaylen	9	2	41	20.5	0	39	4.6
Clarke,Jacoby	7	2	2	1.0	0	5	0.3
McWilliams, T	5	1	4	4.0	0	4	0.8
Henle,Christoph	9	1	4	4.0	0	4	0.4
Total.....	9	205	1979	9.7	14	62	219.9
Opponents.....	9	165	1827	11.1	12	75	203.0

TOTAL OFFENSE

	G	PLAYS	RUSH	PASS	TOTAL	AVG/G
Brewer,Charlie	9	428	154	1958	2112	234.7
Williams,Craig	4	26	197	0	197	49.2
Lovett,John	5	45	130	0	130	26.0
Jones,Qualan	7	34	124	0	124	17.7
Ebner,Trestan	9	51	107	-4	103	11.4
McWilliams, T	5	13	68	0	68	13.6
Zeno,Jacob	1	12	13	18	31	31.0
Bohanon,Gerry	2	5	19	7	26	13.0
White,Jonah	2	5	17	0	17	8.5
Fleeks,Josh	8	5	7	0	7	0.9
Holmes, Gavin	9	1	-3	0	-3	-0.3
TEAM	4	4	-20	0	-20	-5.0
Total.....	9	629	813	1979	2792	310.2
Opponents.....	9	625	1624	1827	3451	383.4

BAYLOR FOOTBALL 2020

OVERALL: 2-7 (HOME 2-2, ROAD 0-5, NEUTRAL 0-0) | BIG 12 CONFERENCE: 2-7 (HOME 2-2, ROAD 0-5, NEUTRAL 0-0)

SCORING

	TD	FGS	PATs					SAF	PTS
			KICK	RUSH	RCV	PASS	DXP		
Mayers, John	0	10-15	22-22	0-0	0	0-0	0	0	52
Ebner, Trestan	6	0-0	0-0	0-0	0	0-0	0	0	36
Brewer, Charlie	4	0-0	0-0	0-0	0	0-3	0	0	24
Sneed, R.J.	3	0-0	0-0	0-0	0	0-0	0	0	18
Sims, Ben	3	0-0	0-0	0-0	0	0-0	0	0	18
Lovett, John	2	0-0	0-0	0-0	0	0-0	0	0	12
Pitre, Jalen	2	0-0	0-0	0-0	0	0-0	0	0	12
Williams, Craig	2	0-0	0-0	0-0	0	0-0	0	0	12
Fleeks, Josh	1	0-0	0-0	0-0	0	0-0	0	0	6
Holmes, Gavin	1	0-0	0-0	0-0	0	0-0	0	0	6
Dabney, Drake	1	0-0	0-0	0-0	0	0-0	0	0	6
Thornton, Tyquan	1	0-0	0-0	0-0	0	0-0	0	0	6
Bernard, Terrel	0	0-0	0-0	0-0	0	0-0	0	1	2
Rauschenberg, N.	0	0-1	0-0	0-0	0	0-0	0	0	0
TEAM	0	0-0	0-0	0-1	0	0-0	0	0	0
Total.....	26	10-16	22-22	0-1	0	0-3	0	1	210
Opponents.....	33	12-12	29-31	0-0	0	0-1	0	0	263

PUNT RETURNS

	NO	YDS	AVG	TD	LONG
Ebner, Trestan	9	29	3.2	0	14
Holmes, Gavin	2	14	7.0	0	11
Total.....	11	43	3.9	0	14
Opponents.....	13	109	8.4	1	67

KICK RETURNS

	NO	YDS	AVG	TD	LONG
Ebner, Trestan	19	612	32.2	2	100
Fleeks, Josh	7	137	19.6	0	29
Holmes, Gavin	2	17	8.5	0	17
Lovett, John	2	40	20.0	0	25
Thornton, Tyquan	1	10	10.0	0	10
Slinker, Trystan	1	10	10.0	0	10
Total.....	32	826	25.8	2	100
Opponents.....	16	393	24.6	0	67

INTERCEPTIONS

	NO	YDS	AVG	TD	LONG
Woods, J.T.	3	92	30.7	0	32
Morgan, C.	3	0	0.0	0	0
Pitre, Jalen	2	56	28.0	2	30
Texada, Raleigh	1	56	56.0	0	56
Brown, Zeke	1	0	0.0	0	0
Barnes, Kalon	1	0	0.0	0	0
Bernard, Terrel	1	0	0.0	0	0
Total.....	12	204	17.0	2	56
Opponents.....	8	73	9.1	0	34

FUMBLE RETURNS

	NO	YDS	AVG	TD	LONG
Total.....	0	0	0.0	0	0
Opponents.....	0	0	0.0	0	0

ALL-PURPOSE YARDS

	G	RUSH	REC	PR	KOR	IR	TOT	AVG/G
Ebner, Trestan	9	107	299	29	612	0	1047	116.3
Sneed, R.J.	9	0	497	0	0	0	497	55.2
Fleeks, Josh	8	7	181	0	137	0	325	40.6
Holmes, Gavin	9	-3	244	14	17	0	272	30.2
Lovett, John	5	130	49	0	40	0	219	43.8
Williams, Craig	4	197	0	0	0	0	197	49.2
Jones, Qualan	7	124	57	0	0	0	181	25.9
Thornton, Tyquan	6	0	158	0	10	0	168	28.0
Sims, Ben	6	0	164	0	0	0	164	27.3
Brewer, Charlie	9	154	0	0	0	0	154	17.1
Woods, J.T.	9	0	0	0	0	92	92	10.2
White, Jonah	2	17	63	0	0	0	80	40.0
McWilliams, T	5	68	4	0	0	0	72	14.4
Terry, Yusuf	4	0	69	0	0	0	69	17.2
Atkinson, Jared	5	0	68	0	0	0	68	13.6
Dabney, Drake	6	0	57	0	0	0	57	9.5
Texada, Raleigh	9	0	0	0	0	56	56	6.2
Pitre, Jalen	9	0	0	0	0	56	56	6.2
Ellis, Jaylen	9	0	41	0	0	0	41	4.6
Henderson, T	8	0	22	0	0	0	22	2.8
Bohanon, Gerry	2	19	0	0	0	0	19	9.5
Zeno, Jacob	1	13	0	0	0	0	13	13.0
Slinker, Trystan	8	0	0	0	10	0	10	1.2
Henle, Christoph	9	0	4	0	0	0	4	0.4
Clarke, Jacoby	7	0	2	0	0	0	2	0.3
TEAM	4	-20	0	0	0	0	-20	-5.0
Total.....	9	813	1979	43	826	204	3865	429.4
Opponents.....	9	1624	1827	109	393	73	4026	447.3

PUNTING

	NO	YDS	AVG	LONG	TB	FC	I20	50+	BLKD
Power, Issac	55	2219	40.3	66	4	24	11	7	1
TEAM	2	40	20.0	40	0	0	0	0	1
Total.....	57	2259	39.6	66	4	24	11	7	2
Opponents.....	45	1752	38.9	56	1	23	13	7	0

FIELD GOALS

	FGM-FGA	PCT	01-19	20-29	30-39	40-49	50-99	LG	BLK
Mayers, John	10-15	66.7	0-0	5-5	2-2	3-8	0-0	48	0
Rauschenberg, N.	0-1	0.0	0-0	0-0	0-0	0-0	0-1	0	1

KICKOFFS

	NO	YDS	AVG	TB	OB	RETN	NET	YDLN
Rauschenberg, N.	33	2046	62.0	18	1			
Sedwick, Jay	8	509	63.6	3	0			
Total.....	41	2555	62.3	21	1	393	39.9	25
Opponents.....	52	3146	60.5	16	1	826	36.9	28

BAYLOR FOOTBALL 2020

OVERALL: 2-7 (HOME 2-2, ROAD 0-5, NEUTRAL 0-0) | BIG 12 CONFERENCE: 2-7 (HOME 2-2, ROAD 0-5, NEUTRAL 0-0)

DEFENSIVE STATISTICS

	GP-GS	SOLO	AST	TOTAL	TFL-YDS	SACKS-YDS	INT-YDS	PBU	QBH	FR-YDS	FF	BLOCK	SAFETY
Pitre,Jalen	9	41	19	60	13.0-49	2.5-21	2-56	2	1	.	1	.	.
Doyle, Dillon	9	37	19	56	2.0-8	1.0-3	.	1	1	1-0	1	.	.
Bernard, Terrel	5	34	21	55	6.5-19	3.5-15	1-0	2	1	.	.	.	1
Morgan, C.	8	39	15	54	2.0-10	1.0-9	3-0	1	1
Smith, Abram	8	31	17	48	5.0-7	1.0-1
Woods, J.T.	9	29	17	46	0.5-1	.	3-92	1
McVea, Jairon	9	18	15	33	1.5-1	.	.	1
Bradley-King, W	9	20	11	31	5.5-31	3.5-29	.	4	4	1-0	1	.	.
Texada, Raleigh	9	21	8	29	1.5-10	1.0-9	1-56	3	.	.	1	.	.
Franklin, T.J	7	8	15	23	3.0-6	1.5-4
Utley, Brayden	6	12	8	20	2.0-4	.	.	.	1	1-0	.	.	.
Milton, Mark	8	10	7	17	1.5-1	.	.	2
Logan, Ashton	8	8	8	16	3.0-6	.	.	1	1
Barnes, Kalon	6	11	2	13	2.0-2	.	1-0	3
Landry, Josh	7	8	4	12	1.5-11	1.0-10	1	.
Miller, Ryan	9	6	6	12	1.5-8	1.0-7	.	1
Jones, Matt	8	8	3	11	2.0-4
Obi, Victor	5	6	.	6	1.0-3
Jackson, Bryson	8	3	1	4
Neal, Devin	9	2	1	3
Maxwell, Cole	7	1	2	3	0.5-0
Hanspard Jr., B.	4	3	.	3
Brown, Zeke	7	3	.	3	.	.	1-0
Walcott, Al	8	2	1	3
Brown, Tyrone	4	2	1	3	0.5-2
Slinker, Trystan	8	1	1	2	.	.	.	1	1
Wetzel, Skyler	8	1	1	2
Hall, Gabe	1	2	.	2
McNair, Michael	9	2	.	2	1.0-2
Randolph, Garmon	5	1	1	2	1.0-2	1.0-2
Lovett, John	5	1	.	1
Power, Issac	9	1	.	1
McCarty, AJ	3	.	1	1
Clarke, Jacoby	7	.	1	1
Brewer, Charlie	9	1	.	1
Phillips, Casey	8	1	.	1
Jeffrey, Mose	4	1	.	1
Shupp, Jackson	1	1	.	1	.	.	.	1
Williams, Will	3	1	.	1	1-0	.	.	.
Rauschenberg, N.	8	.	1	1
Sims, Ben	6	1	.	1
TEAM	4	1	.	1	1.0-4	1.0-4
Anyanwu, Tony	4	1
Ogbonnaya, Chidi	8	1
Royer, Gunnar	9	1-0	.	.	.
Total.....	9	379	207	586	59-191	19-114	12-204	24	13	5-0	4	1	1
Opponents.....	9	369	223	592	79.0-336	31-183	8-73	36	24	1-0	2	3	.

BAYLOR FOOTBALL 2020

OVERALL: 2-7 (HOME 2-2, ROAD 0-5, NEUTRAL 0-0) | BIG 12 CONFERENCE: 2-7 (HOME 2-2, ROAD 0-5, NEUTRAL 0-0)

GAME-BY-GAME TEAM STATS

GAME	FINAL SCORE	QUARTERS				1ST DOWNS		RUSHING		PASSING		TOT OFF		PUNTS		PEN		3RD	4TH	RED	SACKS	FIELD	POSSESSION TIME				
		1	2	3	4	OT	R-P-PE	TOT	NO-YDS-TD	C-A-I	YDS TD	ATT-YDS	NO-AVG	F-FL	NO-YDS	DNS	DNS	ZONE	NO-YDS	GOALS	1	2	3	4	TOT		
Baylor	47	7	10	14	16	14-7-3	24	43-203-3	16-24-0	149	1	67-352	4-36.2	1-0	8-95	8-15	1-1	3-4	4-15	1-1	5:26	10:24	8:00	4:40	28:30		
Kansas	14	7	0	0	7	8-9-3	20	43-169-2	19-33-0	159	0	76-328	6-37.5	2-0	10-80	4-14	2-4	1-2	1-6	0-0	9:34	4:36	7:00	10:20	31:30		
Baylor	21	0	7	0	7	5-6-4	15	33-27-0	23-38-2	229	3	71-256	8-42.1	0-0	12-86	4-16	1-2	1-3	2-17	0-3	4:27	9:09	7:07	7:24	28:07		
at West Virginia	27	7	0	7	0	7-10-1	18	39-134-3	30-42-2	211	1	81-345	8-36.1	5-2	12-102	5-18	3-3	4-4	6-37	0-0	10:33	5:51	7:53	7:36	46:53		
Baylor	16	3	0	0	13	5-15-2	22	21-64-0	31-44-0	252	2	65-316	6-41.5	0-0	4-26	5-14	0-1	3-4	2-16	1-2	10:14	5:10	4:57	7:32	27:53		
at Texas	27	0	13	14	0	9-9-1	19	47-159-2	15-23-1	270	1	70-429	4-37.5	0-0	5-50	8-15	1-1	4-5	1-8	2-2	4:46	9:50	10:03	7:28	32:07		
Baylor	23	0	7	7	9	3-9-3	15	33-75-1	17-37-1	203	2	70-278	8-45.2	2-0	7-58	3-16	1-3	3-3	3-14	1-1	7:20	7:13	8:10	5:54	28:37		
TCU	33	20	10	3	0	11-7-2	20	44-247-2	14-23-0	138	1	67-385	6-42.5	1-1	7-64	2-13	1-2	4-5	5-39	2-2	7:40	7:47	6:50	9:06	31:23		
Baylor	31	14	7	3	7	5-12-0	17	27-71-0	22-33-2	295	3	60-366	5-36.8	0-0	7-65	4-11	1-1	3-4	0-0	1-1	6:02	6:41	6:17	7:55	26:55		
at Iowa State	38	0	10	21	7	10-12-1	23	41-198-2	15-24-3	164	3	65-362	2-37.5	1-1	1-5	7-13	0-0	4-5	1-9	1-1	8:58	8:19	8:43	7:05	33:05		
Baylor	23	7	6	10	0	12-7-1	20	48-207-1	17-26-1	153	0	74-360	6-36.5	0-0	6-42	6-16	1-2	3-3	2-8	3-3	8:10	7:57	9:55	7:25	33:27		
at Texas Tech	24	3	3	6	12	7-11-1	19	39-124-2	23-38-1	257	0	77-381	5-49.4	1-1	6-50	6-16	1-1	5-5	2-8	4-4	6:50	7:03	5:05	7:35	26:33		
Baylor	32	6	0	9	17	5-13-3	21	36-71-2	31-39-0	349	2	75-420	4-33.2	1-1	8-87	7-16	1-2	6-6	0-0	2-2	6:26	8:09	9:10	10:33	34:18		
Kansas State	31	14	3	0	14	10-2-2	14	35-256-3	9-18-2	88	1	53-344	5-36.6	0-0	7-76	4-13	1-1	2-2	7-23	1-1	8:34	6:51	5:50	4:27	25:42		
Baylor	14	0	0	7	7	4-13-2	19	26-25-1	30-56-2	263	1	82-288	5-43.2	0-0	8-63	6-21	6-8	1-1	4-30	0-2	6:41	7:37	8:55	6:37	29:50		
at Oklahoma	27	3	7	7	10	3-11-2	16	31-76-1	20-28-1	193	2	59-269	6-37.2	0-0	8-62	5-13	0-0	4-5	3-28	2-2	8:19	7:23	6:05	8:23	30:10		
Baylor	3	0	0	0	3	7-4-1	12	31-70-0	18-34-0	86	0	65-156	11-37.6	1-0	5-40	4-17	0-0	0-0	2-14	1-1	5:43	6:44	6:51	6:57	26:15		
Oklahoma State	42	14	14	7	7	15-12-0	27	47-261	20-30-2	347	3	77-608	3-35.0	1-0	4-25	10-15	0-1	4-4	4-23	0-0	9:17	8:16	8:09	8:03	33:45		

GAME-BY-GAME OFFENSIVE STARTERS

OPPONENT	WR	TE	LT	LG	C	RG	RT	WR	WR	QB	RB
KANSAS	Sneed	Sims	Galvin	Keith	Moore	Jeffery	Phillips	Holmes	Thornton	Brewer	Lovett
at West Virginia	Sneed	Sims	Galvin	Moore	Newman	Burton	Bedier	Holmes	Thornton	Brewer	Lovett
at Texas	Sneed	Sims	Phillips	Keith	Moore	Burton	Bedier	Holmes	Thornton	Brewer	Lovett
TCU	Sneed	Sims	Galvin	Newman	Moore	Burton	Bedier	Holmes	Thornton	Brewer	Lovett
at Iowa State	Sneed	Dabney	Galvin	Newman	Moore	Burton	Bedier	Holmes	Atkinson	Brewer	Williams
at Texas Tech	Sneed	Dabney	Galvin	Newman	Moore	Burton	Bedier	Holmes	Terry	Brewer	Jones
KANSAS STATE	Sneed	Sims	Galvin	Keith	Moore	Burton	Bedier	Holmes	Thornton	Brewer	Lovett
at Oklahoma	Sneed	Sims	Galvin	Keith	Moore	Burton	Bedier	Holmes	Thornton	Brewer	Ebner
OKLAHOMA STATE	Sneed	Henderson	Galvin	Jeffrey	Moore	Burton	Bedier	Holmes	Ellis	Brewer	Ebner

GAME-BY-GAME DEFENSIVE STARTERS

OPPONENT	F/JACK	N	E	JACK	MLB	WLB	STAR	CB	S	S	CB
KANSAS	Franklin (F)	Landry	Maxwell	Logan	Doyle	Bernard	McVea	Texada	Woods	Morgan	Barnes
at West Virginia	Obi (J)	Landry	Maxwell	Bradley-King	Doyle	Bernard	Pitre	Texada	Woods	Morgan	Milton
at Texas	Franklin	Miller	Bradley-King	Logan	Doyle	Bernard	Pitre	Texada	Woods	McVea	Barnes
TCU	Bradley-King	Miller	Franklin	Logan	Doyle	Bernard	Pitre	Texada	Woods	Morgan	Barnes
at Iowa State	Bradley-King	Miller	Franklin	Logan	Doyle	Bernard	Pitre	Texada	Woods	Morgan	Barnes
at Texas Tech	Bradley-King	Miller	Franklin	Logan	Doyle	Smith	Pitre	Texada	Woods	Morgan	Barnes
KANSAS STATE	Bradley-King	Miller	Landry	Logan	Doyle	Smith	Pitre	Texada	Woods	Morgan	Milton
at Oklahoma	Bradley-King	Landry	Franklin	Logan	Doyle	Smith	Pitre	Texada	Woods	Morgan	Milton
OKLAHOMA STATE	Bradley-King	Miller	Franklin	Logan	Doyle	Smith	Pitre	Texada	Woods	Morgan	Brown

BAYLOR FOOTBALL 2020

OVERALL: 2-7 (HOME 2-2, ROAD 0-5, NEUTRAL 0-0) | BIG 12 CONFERENCE: 2-7 (HOME 2-2, ROAD 0-5, NEUTRAL 0-0)

GAME-BY-GAME PASSING

CHARLIE BREWER	CMP	ATT	INT	PCT	YDS	TD	LONG	SACKS	EFF.	GERRY BOHANON	CMP	ATT	INT	PCT	YDS	TD	LONG	SACKS	EFF.
Kansas	15	23	0	65.2	142	1	35	1	131.43	Kansas	1	1	0	100.0	7	0	7	0	158.80
at West Virginia	23	38	2	60.5	229	3	34	6	126.70	at West Virginia	-	-	-	-	-	-	-	-	-
at Texas	30	43	0	69.8	256	2	21	2	135.10	at Texas	-	-	-	-	-	-	-	-	-
TCU	17	37	1	45.9	203	2	39	5	104.50	TCU	-	-	-	-	-	-	-	-	-
at Iowa State	22	33	2	66.7	295	3	62	1	159.60	at Iowa State	-	-	-	-	-	-	-	-	-
at Texas Tech	17	26	1	65.4	153	0	25	2	107.1	at Texas Tech	-	-	-	-	-	-	-	-	-
KANSAS STATE	31	39	0	79.5	349	2	44	7	171.6	KANSAS STATE	-	-	-	-	-	-	-	-	-
at Oklahoma	30	56	2	53.6	263	1	39	3	91.8	at Oklahoma	-	-	-	-	-	-	-	-	-
OKLAHOMA STATE	13	26	0	50.0	68	0	21	3	72	OKLAHOMA STATE	-	-	-	-	-	-	-	-	-

JACOB ZENO

	CMP	ATT	INT	PCT	YDS	TD	LONG	SACKS	EFF.
Kansas									
at West Virginia									
at Texas									
TCU									
at Iowa State									
at Texas Tech									
KANSAS STATE									
at Oklahoma									
OKLAHOMA STATE	5	8	0	62.5	18	0	8	1	81.4

GAME-BY-GAME RUSHING (No.-Yards-TDs)

PLAYER	NO-YDS-TD	KU	at WVU	at UT	TCU	at ISU	at TTU	KSU	at OU	OSU
Lovett, John	45-130-1	17-78-1	14-23-0	4-21-0	1-3-0	-	-	9-5-0	-	-
Williams, Craig	26-197-2	5-61-1	-	3-17-0	10-91-1	8-28-0	-	-	-	-
Ebner, Trestan	50-107-1	9-36-1	6-9-0	4-10-0	8-22-0	2-(-2)-0	1-0-0	4-10-0	7-1-0	9-21-0
Brewer, Charlie	107-154-4	8-23-0	11-(-8)-0	10-16-0	11-(-23)-0	10-29-0	16-76-1	23-56-2	13-1-1	5-(-16)-0
Bohanon, Gerry	4-19-0	2-16-0	2-3-0	-	-	-	-	-	-	-
Fleeks, Josh	5-7-0	1-(-9)-0	-	-	-	-	2-15-0	-	2-1-0	-
Jones, Qualan	34-124-0	-	-	-	-	19-16-0	21-86-0	-	-	7-22-0
McWilliams, T	13-68-0	-	-	-	-	1-0-0	6-31-0	-	1-4-0	5-33-1
White, Jonah	5-17-0	-	-	-	-	-	2-(-1)-0	-	3-18-0	-
Zeno, Jacob	4-13-0	-	-	-	-	-	-	-	-	4-13-0
Holmes, Gavin	1-(-3)-0	-	-	-	-	-	-	-	-	1-(-3)-0

GAME-BY-GAME RECEIVING (No.-Yards-TDs)

PLAYER	NO-YDS-TD	KU	at WVU	at UT	TCU	at ISU	at TTU	KSU	at OU	OSU
Sneed, R.J.	39-497-3	5-51-0	6-48-1	4-62-0	2-37-0	6-93-1	4-58-0	6-86-1	3-34-0	3-28-0
Fleeks, Josh	21-181-1	4-15-0	3-48-1	4-29-0	2-16-0	-	1-1-0	6-68-0	1-4-0	-
Ebner, Trestan	26-299-3	2-53-1	3-17-0	5-45-0	4-33-0	3-72-1	1-4-0	5-66-1	2-10-0	1-(-1)-0
Holmes, Gavin	33-244-1	2-10-0	4-34-0	9-57-1	2-23-0	2-3-0	4-50-0	2-26-0	5-28-0	3-13-0
Sims, Ben	14-164-3	1-8-0	1-25-1	2-28-0	4-40-2	-	-	5-48-0	1-15-0	-
Atkinson, Jared	2-68-0	1-6-0	-	-	-	1-62-0	-	-	-	-
Terry, Yusuf	6-69-0	1-6-0	-	-	2-43-0	3-20-0	-	-	-	-
Thornton, Tyquan	16-158-1	-	4-45-0	4-22-0	-	-	-	4-38-0	4-53-1	-
Lovett, John	9-49-1	-	2-12-0	3-9-1	1-11-0	-	-	3-17-0	-	-
Jones, Qualan	14-57-0	-	-	-	-	4-13-0	2-7-0	-	-	8-37-0
Dabney, Drake	6-57-1	-	-	-	-	3-32-1	3-25-0	-	-	-
McWilliams, T	1-4-0	-	-	-	-	-	1-4-0	-	-	-
Henle, Christoph	1-4-0	-	-	-	-	-	1-4-0	-	-	-
White, Jonah	9-63-0	-	-	-	-	-	-	-	9-63-0	-
Henderson, T	4-22-0	-	-	-	-	-	-	-	2-15-0	2-7-0
Clarke, Jacoby	2-2-0	-	-	-	-	-	-	-	2-2-0	-
Ellis, Jaylen	2-41-0	-	-	-	-	-	-	-	1-39-0	1-2-0

GAME-BY-GAME KICKING

JOHN MAYERS	PAT	ATT	PCT	FG	ATT	PCT	LONG	PTS	ISAAC POWER	NO	YDS	AVG	LONG	I20	TB	50+	60+
Kansas	6	6	100.0	1	1	100.0	47	9	Kansas	4	145	36.2	43	1	0	0	0
at West Virginia	3	3	100.0	0	2	0.0	-	3	at West Virginia	8	337	42.1	53	1	0	2	0
at Texas	1	1	100.0	1	2	50.0	22	3	at Texas	6	249	41.5	66	3	2	1	1
TCU	2	2	100.0	1	1	100.0	27	3	TCU	7	322	46.0	60	1	0	2	1
at Iowa State	4	4	100.0	1	1	100.0	36	7	at Iowa State	4	184	46.0	61	0	1	1	1
at Texas Tech	2	2	100.0	3	3	100.0	48	11	at Texas Tech	6	219	36.5	44	3	1	0	0
KANSAS STATE	2	2	100.0	2	2	100.0	30	8	KANSAS STATE	4	133	33.2	38	0	0	0	0
at Oklahoma	2	2	100.0	0	2	0.0	-	2	at Oklahoma	5	216	43.2	50	1	0	1	0
OKLAHOMA STATE	0	0	0.0	1	1	100.0	40	3	OKLAHOMA STATE	11	414	37.6	48	1	0	0	0

BAYLOR FOOTBALL 2020

OVERALL: 2-7 (HOME 2-2, ROAD 0-5, NEUTRAL 0-0) | BIG 12 CONFERENCE: 2-7 (HOME 2-2, ROAD 0-5, NEUTRAL 0-0)

GAME-BY-GAME TACKLES (UT-AT-TOT)

PLAYER	UT-AT-TOTAL	KU	at WVU	at UT	TCU	at ISU	at TTU	KSU	at OU	OSU
Bernard, Terrel	34-21-55	6-2-8	10-3-13	9-10-19	4-3-7	5-3-8	-	-	-	-
Pitre, Jalen	41-19-60	4-3-7	11-0-11	2-6-8	1-0-1	3-2-5	5-2-7	6-2-8	5-0-5	4-4-8
McVea, Jairon	18-15-33	2-5-7	3-0-3	3-6-9	5-1-6	-	1-2-3	4-0-4	0-1-1	-
Franklin, TJ	8-15-23	1-4-5	-	0-3-3	-	0-4-4	3-0-3	-	1-2-3	3-2-5
Barnes, Kalon	11-2-13	3-1-4	-	1-0-1	3-1-4	3-0-3	1-0-1	-	-	-
Logan, Ashton	8-8-16	2-2-4	-	1-1-2	2-2-4	1-3-4	2-0-2	-	-	-
Bradley-King, W	20-11-31	2-2-4	4-2-6	2-4-6	1-0-1	1-1-2	4-2-6	1-0-1	2-0-2	3-0-3
Brown, Tyrone	2-1-3	2-1-3	-	-	-	-	-	-	-	-
Hanspard Jr., B.	3-0-3	3-0-3	-	-	-	-	-	-	-	-
Utley, Brayden	12-8-20	2-1-3	1-1-2	1-1-2	2-3-5	6-0-6	-	-	-	0-0-2
Jones, Matt	8-3-11	1-1-2	1-0-1	-	1-1-2	1-0-1	1-1-2	2-0-2	1-0-1	-
Landry, Josh	8-4-12	1-1-2	-	3-0-3	-	-	0-0-0	1-0-1	3-3-6	-
Doyle, Dillon	37-19-56	1-1-2	6-3-9	5-6-11	6-0-6	3-0-3	5-4-9	4-0-4	2-1-3	5-4-9
Hall, Gabe	2-0-2	2-0-2	-	-	-	-	-	-	-	-
Neal, Devin	2-1-3	1-1-2	-	-	-	1-0-1	-	-	-	-
Smith, Abram	31-17-48	2-0-2	-	-	-	-	6-7-13	7-1-8	7-5-12	9-4-13
Randolph, Garmon	1-1-2	0-1-1	-	-	-	-	1-0-1	-	-	-
Obi, Victor	6-0-6	1-0-1	3-0-3	-	1-0-1	-	-	-	-	1-0-1
Morgan, C.	39-15-54	1-0-1	5-1-6	-	2-1-3	5-3-8	7-5-12	5-0-5	7-1-8	7-4-11
Woods, J.T.	29-17-46	1-0-1	5-4-9	3-1-4	5-2-7	5-3-8	2-2-4	1-0-1	5-3-8	2-2-4
Wetzel, Skyler	1-1-2	1-0-1	-	-	-	-	-	0-1-1	-	-
Brown, Zeke	3-0-3	1-0-1	-	-	-	-	-	-	-	2-0-2
Shupp, Jackson	1-0-1	1-0-1	-	-	-	-	-	-	-	-
Slinker, Trystan	1-1-2	0-0-0	-	-	1-0-1	-	-	0-1-1	-	-
Texada, Raleigh	21-8-29	-	5-1-6	1-0-1	3-3-6	5-0-5	2-0-2	0-1-1	2-0-2	3-3-6
Milton, Mark	10-7-17	-	1-3-4	3-1-4	1-0-1	2-1-3	0-1-1	2-0-2	1-1-2	-
Miller, Ryan	6-6-12	-	1-2-3	2-1-3	1-0-1	-	-	-	1-1-2	1-2-3
Jackson, Bryson	3-1-4	-	2-0-2	-	-	1-0-1	-	-	-	0-1-1
Lovett, John	1-0-1	-	1-0-1	-	-	-	-	-	-	-
Williams, Will	1-0-1	-	0-0-0	-	1-0-1	-	-	-	-	-
Anyanwu, Tony	0-0-0	-	0-0-0	-	-	-	-	-	-	-
Maxwell, Cole	1-2-3	-	-	-	1-0-1	-	0-2-2	-	-	-
Sims, Ben	1-0-1	-	-	-	1-0-1	-	-	-	-	-
Ogbonnaya, Chidi	0-0-0	-	-	-	0-0-0	-	-	-	-	-
Power, Issac	1-0-1	-	-	-	-	1-0-1	-	-	-	-
Royer, Gunnar	0-0-0	-	-	-	-	0-0-0	-	-	-	-
Phillips, Casey	1-0-1	-	-	-	-	-	1-0-1	-	-	-
Clarke, Jacoby	0-1-1	-	-	-	-	-	-	0-1-1	-	-
Rauschenberg, Noah	0-1-1	-	-	-	-	-	-	0-1-1	-	-
McNair, Michael	2-0-2	-	-	-	-	-	-	-	2-0-2	-
Brewer, Charlie	1-0-1	-	-	-	-	-	-	-	1-0-1	-
Jeffrey, Mose	1-0-1	-	-	-	-	-	-	-	1-0-1	-
Walcott, Al	2-1-3	-	-	-	-	-	-	-	1-0-1	1-1-2
McCarty, AJ	0-1-1	-	-	-	-	-	-	-	-	0-1-1

GAME-BY-GAME TACKLES FOR LOSS (TFL-YADS)

PLAYER	TFL-YDS	KU	at WVU	at UT	TCU	at ISU	at TTU	KSU	at OU	OSU
Bernard, Terrel	6.5-19	3.5-12	-	2.0-6	-	1.0-1	-	-	-	-
Pitre, Jalen	13.0-49	2.0-7	2.0-4	1.0-1	-	1.5-7	0.5-2	1.5-4	3.0-13	1.5-11
McVea, Jairon	1.5-1	1.0-1	-	0.5-0	-	-	-	-	-	-
Franklin, TJ	3.0-6	1.5-3	-	-	-	0.5-0	-	-	0.5-0	0.5-3
Barnes, Kalon	2.0-2	1.0-1	-	-	1.0-1	-	-	-	-	-
Bradley-King, W	5.5-31	0.5-3	2.0-9	1.0-12	1.0-1	-	1.0-6	-	-	-
Brown, Tyrone	0.5-2	0.5-2	-	-	-	-	-	-	-	-
Texada, Raleigh	1.5-10	-	1.0-9	-	-	-	-	0.5-1	-	-
Obi, Victor	1.0-3	-	1.0-3	-	-	-	-	-	-	-
Miller, Ryan	1.5-8	-	0.5-1	-	1.0-7	-	-	-	-	-
Utley, Brandon	2.0-4	-	1.5-4	0.5-0	-	-	-	-	-	-
Milton, Mark	1.5-1	-	-	1.0-1	-	0.5-0	-	-	-	-
Doyle, Dillon	2.0-8	-	-	-	2.0-8	-	-	-	-	-
Logan, Ashton	3.0-6	-	-	-	1.0-1	1.0-2	1.0-3	-	-	-
Jones, Matt	2.0-4	-	-	-	1.0-2	1.0-2	-	-	-	-
Woods, J.T.	0.5-1	-	-	-	-	0.5-1	-	-	-	-
Smith, Abram	5.0-7	-	-	-	-	-	1.0-2	-	4.0-5	-
Maxwell, Cole	0.5-0	-	-	-	-	-	0.5-0	-	-	-
Randolph, Garmon	1.0-2	-	-	-	-	-	1.0-2	-	-	-
Morgan, Christian	2.0-10	-	-	-	-	-	-	1.0-1	1.0-9	-
Landry, Josh	1.5-11	-	-	-	-	-	-	-	1.5-11	-
McNair, Michael	1.0-2	-	-	-	-	-	-	-	1.0-2	-

GAME-BY-GAME SACKS (SACKS-YADS)

PLAYER	SACKS-YDS	KU	at WVU	at UT	TCU	at ISU	at TTU	KSU	at OU	OSU
Bernard, Terrel	3.5-15	2.5-11	-	1.0-4	-	-	-	-	-	-
Franklin, TJ	1.5-4	1.0-1	-	-	-	-	-	-	-	0.5-3
Bradley-King, W	3.5-29	0.5-3	1.0-8	1.0-12	-	-	1.0-6	-	-	-
Texada, Raleigh	1.0-9	-	1.0-9	-	-	-	-	-	-	-
Doyle, Dillon	1.0-3	-	-	-	1.0-3	-	-	-	-	-
Miller, Ryan	1.0-7	-	-	-	1.0-7	-	-	-	-	-
Randolph, Garmon	1.0-2	-	-	-	-	-	1.0-2	-	-	-
Smith, Abram	1.0-1	-	-	-	-	-	-	-	1.0-1	-
Morgan, Christian	1.0-9	-	-	-	-	-	-	-	1.0-9	-
Landry, Josh	1.0-10	-	-	-	-	-	-	-	1.0-10	-
Pitre, Jalen	2.5-21	-	-	-	-	-	-	-	1.0-10	1.5-11

BAYLOR FOOTBALL 2020

OVERALL: 2-7 (HOME 2-2, ROAD 0-5, NEUTRAL 0-0) | BIG 12 CONFERENCE: 2-7 (HOME 2-2, ROAD 0-5, NEUTRAL 0-0)

SCORING DRIVES

OPPONENT	PLAYS	YDS	DRIVE		DRIVE	
			TIME	QTR/ CLOCK	START	PLAY
Kansas	7	55	2:38	1st/5:24	BU45	Ebner 1 rush
Kansas	20	60	7:54	2nd/8:07	BU10	Mayers 47 FG
Kansas	7	67	2:25	2nd/4:13	BU33	Ebner 18 pass from Brewer
*Kansas	0	0	0:00	3rd/14:44	-	Ebner 100 kickoff return
Kansas	9	61	3:31	3rd/9:07	BU39	Lovett 7 rush
*Kansas	-	-	-	4th/12:50	-	Bernard safety
*Kansas	0	0	0:00	4th/12:35	-	Ebner 83 kickoff return
Kansas	7	62	3:03	4th/4:00	BU38	Williams 26 rush
at West Virginia	5	30	2:43	2nd/6:44	WVU30	Sneed 7 pass from Brewer
at West Virginia	4	59	0:36	4th/1:19	BU41	Fleeks 34 pass from Brewer
*at West Virginia	1	25	-	OT/-	WVU25	Sims 25 pass from Brewer
at Texas	12	67	5:35	1st/0:49	BU29	Mayers 22 FG
at Texas	9	75	3:56	4th/11:24	BU25	Lovett 3 pass from Brewer
at Texas	5	25	2:14	4th/7:37	UT25	Holmes 7 pass from Brewer
TCU	5	35	1:09	2nd/0:14	TCU35	Sims 1 pass from Brewer
TCU	11	69	3:36	3rd/2:59	BU31	Sims 3 pass from Brewer
TCU	9	61	3:11	4th/12:58	BU29	Mayers 27 FG
TCU	5	71	1:32	4th/10:25	BU29	Williams 32 rush
at Iowa State	6	89	2:45	1st/11:07	BU11	Sneed 9 pass from Brewer
at Iowa State	6	36	2:46	1st/2:31	ISU36	Dabney 9 pass from Brewer
*at Iowa State	-	-	-	2nd/7:21	-	Pitre 30 interception return
at Iowa State	4	2	1:18	3rd/12:06	ISU21	Mayers 36 FG
at Iowa State	6	80	1:56	4th/8:43	BU20	Ebner 58 pass from Brewer
*at Texas Tech	-	-	-	1st/0:55	-	Pitre 26 interception return
at Texas Tech	14	61	6:45	2nd/7:12	BU34	Mayers 22 FG
at Texas Tech	6	32	1:12	2nd/0:00	BU37	Mayers 48 FG
at Texas Tech	6	34	2:58	3rd/11:04	TTU34	Brewer 8 rush
at Texas Tech	12	62	3:59	3rd/1:11	BU32	Mayers 23 FG
Kansas State	3	9	1:07	1st/13:04	KSU9	Brewer 7 rush
Kansas State	8	64	3:01	3rd/11:59	BU25	Mayers 28 FG
Kansas State	7	63	2:48	3rd/7:16	BU37	Sneed 23 pass from Brewer
Kansas State	8	75	3:06	4th/10:51	BU25	Ebner 8 pass from Brewer
Kansas State	9	54	4:43	4th/4:16	BU46	Brewer 1 rush
Kansas State	10	57	2:32	4th/0:00	BU31	Mayers 30 FG
at Oklahoma	12	71	5:18	3rd/4:50	BU29	Thornton 25 pass from Brewer
at Oklahoma	17	96	4:18	4th/0:59	BU4	Brewer 2 rush
Oklahoma State	14	57	4:25	4th/7:55	BU20	Mayers 40 FG
AVERAGE DRIVE	8.5	56.1	3:10			

* - not counted toward average drive length

DRIVES SUPERLATIVES

MOST PLAYS:	20 vs. Kansas (FG)	FEWEST PLAYS:	3 vs. Kansas State (FG)
MOST YARDS:	96 at Oklahoma (TD)	FEWEST YARDS:	2 at Iowa State (FG)
LONGEST TIME:	7:54 vs. Kansas (FG)	SHORTEST TIME:	0:36 at West Virginia (TD)

BAYLOR FOOTBALL 2020

OVERALL: 2-7 (HOME 2-2, ROAD 0-5, NEUTRAL 0-0) | BIG 12 CONFERENCE: 2-7 (HOME 2-2, ROAD 0-5, NEUTRAL 0-0)

LONG PLAYS FROM SCRIMMAGE (25-Plus Yards)

YDS	PLAY	OPPONENT (QTR)
62	Atkinson pass from Brewer	at Iowa State (1st)
58	Ebner pass from Brewer [TD]	at Iowa State (4th)
44	Ebner pass from Brewer	vs. Kansas State (3rd)
39	Sneed pass from Brewer	vs. TCU (2nd)
39	Ellis pass from Brewer	at Oklahoma (2nd)
35	Ebner pass from Brewer	vs. Kansas (3rd)
35	Sneed pass from Brewer	vs. Kansas State (3rd)
34	Fleeks pass from Brewer [TD]	at West Virginia (4th)
32	Williams rush [TD]	vs. TCU (4th)
30	Ebner pass from Brewer	vs. TCU (4th)
29	Fleeks pass from Brewer	vs. Kansas State (4th)
27	Terry pass from Brewer	vs. TCU (2nd)
26	Williams rush [TD]	vs. Kansas (4th)
25	Sims pass from Brewer [TD]	at West Virginia (OT)
25	Holmes pass from Brewer	at Texas Tech (4th)
25	Thornton pass from Brewer [TD]	at Oklahoma (3rd)

MISCELLANEOUS INFORMATION

OPPONENT	BAYLOR CAPTAINS	COIN TOSS	BAYLOR KO/REC	BAYLOR FIRST PLAY	OPP. FIRST POSSESSION	KICKOFF TIME (SITE)	GAME LENGTH	BU UNIFORM	GAME TIME TEMP	SURFACE	RESULT
Kansas	McGuire, Sneed, Morgan, Brewer	BU	KO	Sneed 4 pass from Brewer	TD	6:30 pm	3:33	Green/Green/Gold	85	Turf	W, 47-14
at West Virginia	Bernard, Brewer, Pitre, McGuire	BU	KO	Thornton 4 pass from Brewer	TD	12:06 pm	4:02	White/White/White	57	FieldTurf	L, 21-27 <small>(201)</small>
at Texas	McGuire, Sneed, Bernard, Brewer	UT	REC	Lovett 3 pass from Brewer	FG	2:35 pm	3:19	Green/Green/Green	62	FieldTurf	L, 16-27
vs. TCU	Bernard, Brewer, Pitre, Sneed	BU	KO	Lovett 0 rush	Punt	2:40 pm	3:32	Green/Gold/Green	70	Turf	L, 23-33
at Iowa State	Bernard, Brewer, Pitre, Sneed	ISU	REC	Williams 9 rush	INT	6:15 pm	3:20	Green/White/Green	66	Grass	L, 31-38
at Texas Tech	Brewer, Pitre, Rodoni, Sneed	TTU	REC	Dabney 8 pass from Brewer	FG	3:05 pm	3:25	Green/White/White	-	FieldTurf	L, 23-24
Kansas State	Brewer, Pitre, Thornton, Sedwick	BU	KO	Brewer -3 rush	INT	6:05 pm	3:22	Gold/Gold/Gold	55	Turf	W, 32-31
at Oklahoma	Brewer, Pitre, Sneed, Doyle	BU	KO	Ebner 3 rush	FG	7:05 pm	3:31	White/White/Green	46	Grass	L, 14-27
Oklahoma State	Brewer, Pitre, Holmes, Smith	BU	KO	Brewer -5 rush	TD	2:35 pm	3:19	Gold/Green/Gold	57	Turf	L, 3-42

BAYLOR FOOTBALL 2020

OVERALL: 2-7 (HOME 2-2, ROAD 0-5, NEUTRAL 0-0) | BIG 12 CONFERENCE: 2-7 (HOME 2-2, ROAD 0-5, NEUTRAL 0-0)

BAYLOR SUPERLATIVES

INDIVIDUAL		
Rushes	23	Brewer,Charlie vs Kansas State (Nov 28, 2020)
Yards Rushing	91	Williams,Craig vs TCU (Oct 31, 2020)
TD Rushes	2	Brewer,Charlie vs Kansas State (Nov 28, 2020)
Long Rush	32	Williams,Craig vs TCU (Oct 31, 2020)
Pass attempts	56	Brewer,Charlie at Oklahoma (Dec 05, 2020)
Pass completions	31	Brewer,Charlie vs Kansas State (Nov 28, 2020)
Yards Passing	349	Brewer,Charlie vs Kansas State (Nov 28, 2020)
TD Passes	3	Brewer,Charlie at West Virginia (Oct 03, 2020)
		Brewer,Charlie at Iowa State (Nov 07, 2020)
Long Pass	62	Brewer,Charlie at Iowa State (Nov 07, 2020)
Receptions	9	Holmes, Gavin at Texas (Oct 24, 2020)
		White,Jonah at Oklahoma (Dec 05, 2020)
Yards Receiving	93	Sneed,R.J. at Iowa State (Nov 07, 2020)
TD Receptions	2	Williams,Craig vs TCU (Oct 31, 2020)
Long Reception	62	Atkinson,Jared at Iowa State (Nov 07, 2020)
Field Goals	3	Mayers,John at Texas Tech (Nov 14, 2020)
Long Field Goal	48	Mayers,John at Texas Tech (Nov 14, 2020)
Punts	11	Power,Issac vs Oklahoma State (Dec 12, 2020)
Punting Avg	46.0	Power,Issac vs TCU (Oct 31, 2020)
		Power,Issac at Iowa State (Nov 07, 2020)
Long Punt	66	Power,Issac at Texas (Oct 24, 2020)
Punts inside 20	3	Power,Issac at Texas (Oct 24, 2020)
		Power,Issac at Texas Tech (Nov 14, 2020)
Long Punt Return	14	Ebner,Trestan at Texas (Oct 24, 2020)
Long Kickoff Return	100	Ebner,Trestan vs Kansas (Sep 26, 2020)
Tackles	19	Bernard,Terrel at Texas (Oct 24, 2020)
Sacks	2.5	Bernard,Terrel vs Kansas (Sep 26, 2020)
Tackles For Loss	4.0	Smith,Abram at Oklahoma (Dec 05, 2020)
Interceptions	1	Bernard,Terrel at West Virginia (Oct 03, 2020)
		Woods,J.T. at West Virginia (Oct 03, 2020)
		Woods,J.T. at Texas (Oct 24, 2020)
		Texada,Raleigh at Iowa State (Nov 07, 2020)
		Pitre,Jalen at Iowa State (Nov 07, 2020)
		Barnes,Kalon at Iowa State (Nov 07, 2020)
		Pitre,Jalen at Texas Tech (Nov 14, 2020)
		Morgan,C. vs Kansas State (Nov 28, 2020)
		Woods,J.T. vs Kansas State (Nov 28, 2020)
		Morgan,C. at Oklahoma (Dec 05, 2020)
		Brown,Zeke vs Oklahoma State (Dec 12, 2020)
		Morgan,C. vs Oklahoma State (Dec 12, 2020)
TEAM		
Rushes	48	at Texas Tech (Nov 14, 2020)
Yards Rushing	207	at Texas Tech (Nov 14, 2020)
Yards Per Rush	4.7	vs Kansas (Sep 26, 2020)
TD Rushes	3	vs Kansas (Sep 26, 2020)
Pass attempts	56	at Oklahoma (Dec 05, 2020)
Pass completions	31	at Texas (Oct 24, 2020)
		vs Kansas State (Nov 28, 2020)
Yards Passing	349	vs Kansas State (Nov 28, 2020)
Yards Per Pass	8.9	vs Kansas State (Nov 28, 2020)
TD Passes	3	at West Virginia (Oct 03, 2020)
		at Iowa State (Nov 07, 2020)
Total Plays	82	at Oklahoma (Dec 05, 2020)
Total Offense	420	vs Kansas State (Nov 28, 2020)
Yards Per Play	6.1	at Iowa State (Nov 07, 2020)
Points	47	vs Kansas (Sep 26, 2020)
Sacks By	4	vs Kansas (Sep 26, 2020)
		at Oklahoma (Dec 05, 2020)
First Downs	24	vs Kansas (Sep 26, 2020)
Penalties	12	at West Virginia (Oct 03, 2020)
Penalty Yards	95	vs Kansas (Sep 26, 2020)
Turnovers	2	at West Virginia (Oct 03, 2020)
		at Iowa State (Nov 07, 2020)
		at Oklahoma (Dec 05, 2020)
Interceptions By	3	at Iowa State (Nov 07, 2020)
Punts	11	vs Oklahoma State (Dec 12, 2020)
Punting Avg	45.2	vs TCU (Oct 31, 2020)
Long Punt	66	at Texas (Oct 24, 2020)
Punts inside 20	3	at Texas (Oct 24, 2020)
		at Texas Tech (Nov 14, 2020)
Long Punt Return	14	at Texas (Oct 24, 2020)

RED ZONE

OPPONENT	TIMES IN				RUSH TDS	PASS TDS	FAILED TO SCORE INSIDE 20								
	SCORE	RED ZONE	SCORES	POINTS			FGS	FGA	DOWN	INT	FUM	PUNT	HALF	GAME	
Kansas	47-14	4	3	21	3	2	1	0	0	0	0	0	0	0	0
at West Virginia	21-27	3	1	7	1	0	1	0	1	1	0	0	0	0	0
at Texas	16-27	4	3	16	2	0	2	1	1	0	0	0	0	0	0
TCU	23-33	3	3	17	2	0	2	1	0	0	0	0	0	0	0
at Iowa State	31-38	4	3	17	2	0	2	1	0	0	1	0	0	0	0
at Texas Tech	23-24	3	3	13	1	1	0	2	0	0	0	0	0	0	0
Kansas State	32-31	6	6	32	4	2	2	2	0	0	0	0	0	0	0
at Oklahoma	14-27	1	1	7	1	0	1	0	0	0	0	0	0	0	0
Oklahoma State	3-42	0	0	0	0	0	0	0	0	0	0	0	0	0	0
Totals	28	23	130	16	5	11	7	7	2	1	1	0	1	0	0
Opponents	32	28	161	12	13	7	8	0	0	0	1	0	1	0	2

SEASON PCT. (OVERALL): 23 of 28 (82.1%) SEASON PCT. (TDS): 16 of 28 (57.1%)
 SEASON PCT. (NO SCORE): 5 of 28 (17.9%) SEASON PCT. (FGS): 7 of 28 (25.0%)

OPPONENT SUPERLATIVES

INDIVIDUAL		
Rushes	31	Hall, Breece, at Iowa State (Nov 07, 2020)
Yards Rushing	169	Richardson, D., vs Oklahoma State (Dec 12, 2020)
TD Rushes	3	Richardson, D., vs Oklahoma State (Dec 12, 2020)
Long Rush	75	Knowles, Malik, vs Kansas State (Nov 28, 2020)
Pass attempts	42	Jarret Doege, at West Virginia (Oct 03, 2020)
Pass completions	30	Jarret Doege, at West Virginia (Oct 03, 2020)
Yards Passing	347	Sanders,Spencer, vs Oklahoma State (Dec 12, 2020)
TD Passes	3	Purdy, Brock, at Iowa State (Nov 07, 2020)
		Sanders,Spencer, vs Oklahoma State (Dec 12, 2020)
Long Pass	75	Sanders,Spencer, vs Oklahoma State (Dec 12, 2020)
Receptions	8	Sam James, at West Virginia (Oct 03, 2020)
		Stoner, Dillon, vs Oklahoma State (Dec 12, 2020)
Yards Receiving	247	Stoner, Dillon, vs Oklahoma State (Dec 12, 2020)
TD Receptions	3	Stoner, Dillon, vs Oklahoma State (Dec 12, 2020)
Long Reception	75	Stoner, Dillon, vs Oklahoma State (Dec 12, 2020)
Field Goals	4	Garibay, J., at Texas Tech (Nov 14, 2020)
Long Field Goal	50	Brkic, Gabe, at Oklahoma (Dec 05, 2020)
Punts	8	Tyler Sumpter, at West Virginia (Oct 03, 2020)
Punting Avg	49.4	Garibay, J., at Texas Tech (Nov 14, 2020)
Long Punt	56	Garibay, J., at Texas Tech (Nov 14, 2020)
Punts inside 20	3	Tyler Sumpter, at West Virginia (Oct 03, 2020)
		Sandy, Jordy, vs TCU (Oct 31, 2020)
Long Punt Return	67	Davis, Derius, vs TCU (Oct 31, 2020)
Long Kickoff Return	67	Nwangwu, Kene, at Iowa State (Nov 07, 2020)
Tackles	13	Green, Daniel, vs Kansas State (Nov 28, 2020)
Sacks	2.5	Darius Stills, at West Virginia (Oct 03, 2020)
		Thomas, Isiah, at Oklahoma (Dec 05, 2020)
Tackles For Loss	3.5	Darius Stills, at West Virginia (Oct 03, 2020)
Interceptions	1	Dreshun Miller, at West Virginia (Oct 03, 2020)
		Tykee Smith, at West Virginia (Oct 03, 2020)
		Van Zandt, L., vs TCU (Oct 31, 2020)
		Kyle, Tayvonn, at Iowa State (Nov 07, 2020)
		Rose, Mike, at Iowa State (Nov 07, 2020)
		McPhearson, Z., at Texas Tech (Nov 14, 2020)
		Graham, D.J., at Oklahoma (Dec 05, 2020)
		Norwood, Tre, at Oklahoma (Dec 05, 2020)
TEAM		
Rushes	47	at Texas (Oct 24, 2020)
		vs Oklahoma State (Dec 12, 2020)
Yards Rushing	261	vs Oklahoma State (Dec 12, 2020)
Yards Per Rush	7.3	vs Kansas State (Nov 28, 2020)
TD Rushes	3	at West Virginia (Oct 03, 2020)
		vs Kansas State (Nov 28, 2020)
		vs Oklahoma State (Dec 12, 2020)
Pass attempts	42	at West Virginia (Oct 03, 2020)
Pass completions	30	at West Virginia (Oct 03, 2020)
Yards Passing	347	vs Oklahoma State (Dec 12, 2020)
Yards Per Pass	11.7	at Texas (Oct 24, 2020)
TD Passes	3	at Iowa State (Nov 07, 2020)
		vs Oklahoma State (Dec 12, 2020)
Total Plays	81	at West Virginia (Oct 03, 2020)
Total Offense	608	vs Oklahoma State (Dec 12, 2020)
Yards Per Play	7.9	vs Oklahoma State (Dec 12, 2020)
Points	42	vs Oklahoma State (Dec 12, 2020)
Sacks By	7	vs Kansas State (Nov 28, 2020)
First Downs	27	vs Oklahoma State (Dec 12, 2020)
Penalties	12	at West Virginia (Oct 03, 2020)
Penalty Yards	102	at West Virginia (Oct 03, 2020)
Turnovers	4	at West Virginia (Oct 03, 2020)
		at Iowa State (Nov 07, 2020)
Interceptions By	2	at West Virginia (Oct 03, 2020)
		at Iowa State (Nov 07, 2020)
		at Oklahoma (Dec 05, 2020)
Punts	8	at West Virginia (Oct 03, 2020)
Punting Avg	49.4	at Texas Tech (Nov 14, 2020)
Long Punt	56	at Texas Tech (Nov 14, 2020)
Punts inside 20	3	at West Virginia (Oct 03, 2020)
		vs TCU (Oct 31, 2020)
Long Punt Return	67	vs TCU (Oct 31, 2020)

DEPTH CHART AT TEXAS STATE

OFFENSE

WR	9 TYQUAN THORNTON (6-3, 182, SR.) 17 Jackson Gleeson (6-0, 185, Jr.)
LT	76 CONNOR GALVIN (6-7, 310, SR.) 75 Elijah Ellis (6-6, 320, So.)
LG	64 KHALIL KEITH (6-5, 329, SR.) OR 54 MICAH MAZZCCUA (6-4, 326, R-FR.)
C	55 XAVIER NEWMAN-JOHNSON (6-2, 315, 5YR.) OR 66 JACOB GALL (6-2, 305, SR.)
RG	63 GRANT MILLER (6-4, 309, SR.) OR 57 JOHNCARLO VALENTIN (6-4, 345, 5YR.) OR 72 MOSE JEFFERY (6-4, 320, SR.)
RT	64 KHALIL KEITH (6-5, 329, SR.) OR 58 GAVIN BYERS (6-5, 320, SO.)
WR	21 JOSH FLEEKES (5-11, 192, SR.) OR 18 DREW ESTRADA (6-0, 196, 6YR.)
WR	0 RJ SNEED (6-1, 203, SR.) 84 Jaylen Ellis (6-0, 194, So.)
TE	86 BEN SIMS (6-4, 253, JR.) 87 Christoph Henle (6-6, 255, Sr.) OR 89 Drake Dabney (6-5, 252, So.)
QB	11 GERRY BOHANON (6-3, 221, JR.) 14 Jacob Zeno (6-2, 211, So.) OR 12 Blake Shapen (6-0, 192, R-Fr.)
RB	1 TRESTAN EBNER (5-11, 215, 5YR.) OR 7 ABRAM SMITH (5-11, 221, SR.) 22 Taye McWilliams (6-1, 211, So.)

DEFENSE

F	96 COLE MAXWELL (6-5, 295, SR.) 90 TJ Franklin (6-4, 290, Jr.)
N	62 SIAKI IKA (6-4, 350, SO.) 98 Chidi Ogbonnaya (6-5, 305, Sr.)
E	54 BRAYDEN UTLEY (6-1, 270, JR.) 91 Rob Saulin (6-5, 295, Sr.)
JACK	34 ASHTON LOGAN (6-1, 238, SR.) 55 Garmon Randolph (6-7, 265, So.)
MLB	5 DILLON DOYLE (6-3, 242, JR.) 52 Matt Jones (6-3, 237, So.)
WLB	2 TERREL BERNARD (6-1, 222, SR.) 33 Will Williams (6-2, 215, So.)
STAR	8 JALEN PITRE (6-0, 197, SR.) 11 Lorando Johnson (5-11, 200, R-Fr.)
CB	12 KALON BARNES (6-0, 186, SR.) 23 Zeke Brown (6-0, 180, 6Yr.)
S	22 JT WOODS (6-2, 193, SR.) 42 Jairon McVea (5-9, 185, 6Yr.)
S	4 CHRISTIAN MORGAN (6-1, 214, SR.) 14 Devin Neal (5-11, 202, So.)
CB	3 RALEIGH TEXADA (5-10, 188, 6YR.) 19 AJ McCarty (5-11, 194, R-Fr.)

SPECIAL TEAMS

FG	95 JOHN MAYERS (5-10, 187, JR.) 99 Noah Rauschenberg (6-1, 195, Jr.)
KO	99 NOAH RAUSCHENBERG (6-1, 195, JR.) 95 John Mayers (5-10, 187, Jr.)
P	43 ISSAC POWER (6-1, 200, JR.) 99 Noah Rauschenberg (6-1, 195, Jr.)
KR	1 TRESTAN EBNER (5-11, 215, 5YR.) 21 Josh Fleeks (5-11, 192, Sr.)
PR	1 TRESTAN EBNER (5-11, 215, 5YR.) 21 Josh Fleeks (5-11, 192, Sr.)
LS	47 THOR RODONI (6-2, 222, 6YR.) OR 40 GUNNAR ROYER (6-2, 230, 5YR.)
H	43 ISSAC POWER (6-1, 200, JR.) 12 Blake Shapen (6-0, 192, R-Fr.)

CAREER STARTS

29	Raleigh Texada
23	Connor Galvin, Xavier Newman-Johnson
19	Drew Estrada (19*), RJ Sneed, Tyquan Thornton
18	Terrel Bernard
17	Jalen Pitre
16	Grant Miller (16*)
14	JT Woods
13	Jacob Gall (13*), Gavin Holmes
12	Dillon Doyle (3*)
11	Christian Morgan
9	Khalil Keith, Johncarlo Valentin
8	Christoph Henle, Ashton Logan
7	TJ Franklin, Ben Sims
6	Kalon Barnes, Trestan Ebner
4	Josh Landry, Rob Saulin, Abram Smith
3	Josh Fleeks, Jairon McVea, Mark Milton,
2	Drake Dabney, Tyler Henderson, Mose Jeffery, Cole Maxwell
1	Zeke Brown, Jaylen Ellis, Siaki Ika (1*), Qualan Jones, Victor Obi, Chidi Ogbonnaya, Craig Williams

CONSECUTIVE STARTS

23	Raleigh Texada
13	Terrel Bernard
12	Connor Galvin
9	Dillon Doyle, Gavin Holmes, Jalen Pitre, RJ Sneed, JT Woods
8	Ashton Logan, Christian Morgan, Tyquan Thornton
7	TJ Franklin
6	Ben Sims
4	Abram Smith
2	Trestan Ebner, Josh Landry, Mark Milton
1	Zeke Brown, Jaylen Ellis, Tyler Henderson, Mose Jeffery, Craig Williams

CAREER GAMES PLAYED

47	Trestan Ebner
46	Jairon McVea
39	Raleigh Texada
38	Jalen Pitre
36	Christoph Henle, JT Woods
35	Zeke Brown
34	Josh Fleeks
33	Jacob Gall (33*), Christian Morgan, Xavier Newman-Johnson, RJ Sneed, Tyquan Thornton
32	Terrel Bernard, Chidi Ogbonnaya
31	Kalon Barnes, Connor Galvin, Grant Miller (31*)
30	Ashton Logan
29	Drew Estrada (29*), Khalil Keith
28	Rob Saulin, Abram Smith
26	Dillon Doyle (17*)
25	Mark Milton
24	John Mayers, Issac Power
21	Tyler Henderson, Bryson Jackson
20	Brayden Utley
19	Gavin Holmes, Johncarlo Valentin
18	TJ Franklin
17	Siaki Ika (17*), Noah Rauschenberg, Ben Sims
15	Gerry Bohanon
14	Byron Hanspard Jr., Josh Landry
13	Thor Rodoni
11	Matt Jones, Qualan Jones
9	Gavin Byers, Jaylen Ellis, Gabe Hall, Cole Maxwell, Devin Neal, Gunnar Royer
8	Jacoby Clarke, Jackson Gleeson, Al Walcott
7	Garmon Randolph, Will Williams
6	Drake Dabney, Craig Williams
5	Taye McWilliams, Victor Obi,
4	Tony Anyanwu, Tyrone Brown, Mose Jeffery, Chateau Reed, Griffin Speaks, Jacob Zeno
3	AJ McCarty, Jackson Shupp, Jonah White
2	Seth Jones, Tripp Mitchell, Brandon White, Kolby White
1	Brandon Bass, Colby Delashaw, Mike Harris, Jackson Kimble, Collin Losack, Shevin Smith

* - Indicates previous school

PRONUNCIATION GUIDE

Tony ANYANWU	ON-Yawn-WOO	Ryan LENGYEL	LING-ull
MONARAY Baldwin	mon-UH-ray	Micah MAZZCCUA	Muh-ZOO-cuh
KALON Barnes	KAY-lun	JAIRON MCVEA	JARE-un MICK-vay
TERREL Bernard	tuh-RELL	XAVIER Newman-Johnson	ex-AY-vee-uhr
GERRY Bohanon	Gary	Victor OBI	OH-bee
CISCO Caston	SISS-co	CHIDI OGBONNAYA	CHEE-dee OH-buh-NYE-uh
DAKOTE Doyle-Robinson	Duh-KO-tuh	Jalen PITRE	PEE-tree
KYRON Drones	KYE-run	Noah RAUSCHENBERG	RAW-shin-BURG
Trestan EBNER	TRESS-tan EBB-nurr	CHATEAU Reed	sha-TOW
JAVON Gipson	JAY-von	Thor RODONI	RUH-dohn-ee
Jacob GOLL	Gall	Blake SHAPEN	SHAY-pin
Connor HEFFERNAN	HEFF-er-NAN	RALEIGH TEXADA	RAW-lee tuh-HAH-duh
CHRISTOPH HENLE	KRISS-toff HEN-lee	TYQUAN Thornton	tye-KWON
SIAKI 'APU' IKA	See-AH-key ah-POO EE-kuh	Johncarlo VALENTIN	Val-in-tine
QUALAN Jones	KWAY-lun	Jacob ZENO	ZEE-no
KHALIL Keith	KUH-leal		
Cooper LANZ	LAN-zz		
Devin LEMEAR	LUH-meer		

BAYLOR ROSTER

ALPHABETICAL ROSTER

NO.	PLAYER, POS.
46	Tony Anyanwu, OLB
80	Monaray Baldwin, WR
12	Kalon Barnes, CB
18	Brandon Bass, QB
83	Elijah Bean, WR
2	Terrel Bernard, LB
11	Gerry Bohanon, QB
96	Bryce Boland, K
24	Cameron Bonner, WR
32	Tyrone Brown, OLB
36	Tyrone M. Brown, LB
23	Zeke Brown, CB
26	Jonah Burton, WR
58	Gavin Byers, OL
34	Josh Cameron, WR
26	Cisco Caston, S
25	Jacoby Clarke, RB
65	Clayton Collier, OL
89	Drake Dabney, TE
81	Jonathan Davidson, WR
39	Colby Delashaw, S
15	Kyron Drones, QB
5	Dillon Doyle, LB
50	Dakote Doyle-Robinson, DT
1	Trestan Ebner, RB
75	Elijah Ellis, OL
84	Jaylen Ellis, WR
97	Chris Esqueda-Almanza, K
18	Drew Estrada, WR
21	Josh Fleeks, WR
90	TJ Franklin, DL
68	Jacob Frater, OL
66	Jacob Gall, OL
76	Connor Galvin, OL
49	Will Garner, LB
19	Javon Gipson, WR
17	Jackson Gleeson, WR
41	Garrison Grimes, LS
95	Gabe Hall, DL
53	Ben Hamilton, LB
98	Isaiah Hankins, K
25	Byron Hanspard, Jr., CB
16	Mike Harris, S
50	Connor Heffernan, OL
82	Tyler Henderson, TE
87	Christoph Henle, TE
6	Gavin Holmes, WR
62	Siaki Ika, DT
45	Bryson Jackson, OLB
72	Mose Jeffery, OL
23	Jordan Jenkins, RB
11	Lorando Johnson, S
52	Matt Jones, LB
13	Qualan Jones, RB
88	Seth Jones, WR
64	Khalil Keith, OL
52	Jackson Kimble, OL
92	Josh Landry, DT
97	Cooper Lanz, DE
20	Devin Lemear, S
62	Ryan Lengyel, OL
34	Ashton Logan, OLB
48	Collin Losack, S
58	Jaden Maronen, LB
59	Michael Mastrodicasa, CB
96	Cole Maxwell, DT
95	John Mayers, K

NUMERICAL ROSTER

No.	Name	Pos.	Ht.	Wt.	Class.	Exp.	Hometown / Previous School
0	R.J. Sneed	WR	6-1	203	Sr.	3L	Cypress, Texas / Cypress Ranch HS
1	Trestan Ebner	RB	5-11	215	5Yr.	4L	Henderson, Texas / Henderson HS
2	Terrel Bernard	LB	6-1	222	Sr.	3L	La Porte, Texas / La Porte HS
3	Raleigh Texada	CB	5-10	188	6Yr.	3L	Frisco, Texas / Centennial HS
4	Christian Morgan	S	6-1	214	Sr.	3L	Houston, Texas / Porter HS
5	Dillon Doyle	LB	6-3	242	Jr.	1L	Iowa City, Iowa / Iowa
6	Gavin Holmes	WR	5-11	207	Jr.	2L	Justin, Texas / Northwest HS
7	Abram Smith	RB	5-11	221	Sr.	3L	Abilene, Texas / Abilene HS
8	Jalen Pitre	S	6-0	197	Sr.	3L	Stafford, Texas / Stafford HS
9	Tyquan Thornton	WR	6-3	182	Sr.	3L	Miami, Fla. / Booker T. Washington HS
11	Gerry Bohanon	QB	6-3	221	Jr.	1L	Earle, Ark. / Earle HS
11	Lorando Johnson	S	5-11	200	R-Fr.	RS	Lancaster, Texas / Lancaster HS
12	Kalon Barnes	CB	6-0	186	Sr.	3L	Silsbee, Texas / Silsbee HS
12	Blake Shapen	QB	6-0	192	R-Fr.	RS	Shreveport, La. / Evangel Christian Academy
13	Qualan Jones	RB	5-11	230	So.	1L	Grand Prairie, Texas / Trinity Christian
13	Al Walcott	CB	6-2	211	Jr.	1L	Wilmington, N.C. / Butler CC
14	Devin Neal	S	5-11	202	So.	1L	Lexington, Ky. / Douglass HS
14	Jacob Zeno	QB	6-2	211	So.	SQ	San Antonio, Texas / John Jay HS
15	Kyron Drones	QB	6-2	222	Fr.	HS	Pearland, Texas / Shadow Creek HS
15	Tripp Mitchell	WR	6-1	195	So.	SQ	Camarillo, Calif. / Oaks Christian HS
16	Mike Harris	S	5-10	170	R-Fr.	RS	Phenix City, Ala. / Central HS
16	Hal Presley	WR	6-3	197	Fr.	HS	Mansfield, Texas / Mansfield Summit HS
17	Jackson Gleeson	WR	6-0	185	Jr.	1L	Mansfield, Texas / Mansfield HS
17	CJ Rogers	QB	6-3	200	Fr.	HS	Argyle, Texas / Argyle HS
18	Brandon Bass	QB	5-10	195	Jr.	SQ	Addison, Texas / Trinity Christian
18	Drew Estrada	WR	6-0	196	6Yr.	TR	Argyle, Texas / Dartmouth
19	Javon Gipson	WR	6-3	205	Fr.	HS	Richmond, Texas / George Ranch HS
19	AJ McCarty	CB	5-11	194	R-Fr.	RS	Brownwood, Texas / Brownwood HS
20	Devin Lemear	S	6-0	177	Fr.	HS	Manor, Texas / Manor HS
20	Craig Williams	RB	5-8	173	So.	1L	Crosby, Texas / Crosby HS
21	Josh Fleeks	WR	5-11	192	Sr.	3L	Dallas, Texas / Cedar Hill HS
21	Chateau Reed	CB	6-2	188	R-Fr.	RS	Lawton, Okla. / Lawton HS
22	Taye McWilliams	RB	6-1	211	So.	1L	Richmond, Texas / Lamar Consolidated HS
22	JT Woods	S	6-2	193	Sr.	3L	San Antonio, Texas / Steele HS
23	Zeke Brown	CB	6-0	180	6Yr.	3L	Midlothian, Texas / Midlothian HS
23	Jordan Jenkins	RB	6-1	208	Fr.	HS	Lindale, Texas / Lindale HS
24	Cameron Bonner	WR	5-11	175	Fr.	HS	Houston, Texas / St. Thomas HS
24	Brandon White	CB	6-0	201	So.	SQ	Amarillo, Texas / Tascosa HS
25	Jacoby Clarke	RB	6-0	205	So.	1L	The Woodlands, Texas / The Woodlands HS
25	Byron Hanspard, Jr.	CB	6-0	189	Jr.	2L	DeSoto, Texas / DeSoto HS
26	Jonah Burton	WR	6-0	190	Fr.	HS	Simi Valley, Calif. / Simi Valley HS
26	Cisco Caston	S	6-2	195	Fr.	HS	Weatherford, Texas / Weatherford HS
27	Kolby White	WR	5-8	175	So.	SQ	Sugar Land, Texas / Elkins HS
27	Tevin Williams III	CB	6-1	183	Fr.	HS	Stillwater, Okla. / Stillwater HS
29	Romario Noel	CB	6-2	202	Fr.	HS	Cypress, Texas / Cy Ranch HS
29	Jackson Shupp	TE	6-4	284	Jr.	SQ	The Woodlands, Texas / The Woodlands HS
31	Griffin Speaks	S	6-0	185	So.	1L	Auburn, Ala. / Auburn HS
32	Tyrone Brown	OLB	6-4	230	So.	1L	Beaumont, Texas / Beaumont United HS
33	Jonah White	RB	6-0	220	So.	SQ	Merkel, Texas / Merkel HS
33	Will Williams	LB	6-2	215	So.	SQ	El Paso, Texas / Chapin HS
34	Josh Cameron	WR	6-2	210	Fr.	HS	Cedar Park, Texas / Cedar Park HS
34	Ashton Logan	OLB	6-1	238	Sr.	3L	Temple, Texas / Temple HS
36	Tyrone M. Brown	LB	6-0	225	Fr.	HS	Orange, Texas / West Orange-Stark HS
37	Mark Milton	CB	6-1	185	Jr.	2L	Houston, Texas / Clear Brook HS
38	Shevin Smith	CB	5-11	163	So.	SQ	Savannah, Ga. / Islands HS
39	Colby Delashaw	S	6-0	194	Jr.	SQ	Frisco, Texas / Wakeland HS
40	Gunnar Royer	LS	6-2	220	5Yr.	1L	Manheim, Pa. / IUP
41	Garrison Grimes	LS	6-2	200	Fr.	HS	American Fork, Utah / American Fork HS
41	Brooks Miller	LB	6-1	228	R-Fr.	RS	West Monroe, La. / West Monroe HS
42	Jairon McVea	S	5-9	185	6Yr.	4L	Richmond, Texas / George Ranch HS
43	Issac Power	P	6-1	200	Jr.	2L	Castle Rock, Colo. / Ponderosa HS
43	Gavin Yates	TE	6-3	240	Fr.	HS	Frisco, Texas / Memorial HS
45	Bryson Jackson	OLB	6-2	211	Sr.	2L	Mansfield, Texas / Lake Ridge HS
46	Tony Anyanwu	OLB	6-1	246	R-Fr.	RS	Rowlett, Texas / Sachse HS
47	Caleb Parker	LB	6-0	210	R-Fr.	RS	Dallas, Texas / Lake Highlands HS
47	Thor Rodoni	LS	6-2	222	6Yr.	1L	Los Banos, Calif. / Pacheco HS
48	Collin Losack	S	5-10	180	So.	SQ	Colleyville, Texas / Heritage HS
49	Will Garner	LB	6-2	215	R-Fr.	RS	Spring, Texas / Klein HS
50	Dakote Doyle-Robinson	DT	6-1	270	Fr.	HS	St. Louis, Mo. / DeSmet HS

BAYLOR ROSTER

NUMERICAL ROSTER

No.	Name	Pos.	Ht.	Wt.	Class.	Exp.	Hometown / Previous School
50	Connor Heffernan	OL	6-4	283	Fr.	HS	Georgetown, Texas / Georgetown HS
52	Matt Jones	LB	6-3	237	So.	1L	Odessa, Texas / Odessa Permian HS
52	Jackson Kimble	OL	6-3	303	Jr.	SQ	Southlake, Texas / Carroll HS
53	Ben Hamilton	LB	6-1	195	R-Fr.	RS	Frisco, Texas / Legacy Christian Academy
54	Micah Mazzuccua	OL	6-4	326	R-Fr.	RS	Philadelphia, Pa. / St. Frances (Md.) Academy
54	Brayden Utley	DL	6-1	270	Jr.	2L	Huntington Beach, Calif. / Loyola HS
55	Xavier Newman-Johnson	OL	6-2	315	5Yr.	4L	Desoto, Texas / Desoto HS
55	Garmon Randolph	OLB	6-7	265	So.	1L	Jefferson, Ga. / Jefferson HS
56	Braden Strauss	LB	5-11	217	R-Fr.	RS	Waco, Texas / Midway HS
57	Prince Ugoh	DL	6-2	247	Fr.	HS	Frisco, Texas / Liberty HS
57	Johncarlo Valentin	OL	6-4	345	5Yr.	2L	Philadelphia, Pa. / ASA College
58	Gavin Byers	OL	6-5	320	So.	1L	Grapevine, Texas / Colleyville Heritage HS
58	Jaden Maronen	LB	6-0	225	Fr.	HS	Katy, Texas / Katy HS
59	Michael Mastrodicasa	CB	6-0	188	Fr.	HS	Austin, Texas / Vandegrift HS
62	Siaki Ika	DT	6-4	350	So.	TR	Salt Lake City, Utah / LSU
62	Ryan Lengyel	OL	6-5	285	Fr.	HS	Dallas, Texas / Jesuit Prep
63	Grant Miller	OL	6-4	309	Sr.	TR	Fort Lauderdale, Fla. / Vanderbilt
64	Khalil Keith	OL	6-5	329	Sr.	3L	Alpine, Ala. / Winterboro HS
65	Clayton Collier	OL	6-3	280	Fr.	HS	Frisco, Texas / Legacy Christian Academy
66	Jacob Gall	OL	6-2	305	Sr.	TR	Cincinnati, Ohio / Buffalo
68	Jacob Frater	OL	6-3	280	So.	SQ	Frisco, Texas / College of Wooster
71	MJ Ruhman	OL	6-5	270	Fr.	HS	The Woodlands, Texas / The Woodlands HS
72	Mose Jeffery	OL	6-4	320	Sr.	1L	Longview, Texas / Kilgore College
75	Elijah Ellis	OL	6-6	320	So.	SQ	Paris, Texas / Paris HS
76	Connor Galvin	OL	6-7	310	Sr.	3L	Katy, Texas / Katy HS
77	Tate Williams	OL	6-4	290	Fr.	HS	Wall, Texas / Wall HS
80	Monaray Baldwin	WR	5-9	165	Fr.	HS	Killeen, Texas / Shoemaker HS
81	Jonathan Davidson	WR	6-1	210	R-Fr.	RS	Fulshear, Texas / Fulshear HS
82	Tyler Henderson	TE	6-4	253	Jr.	2L	Kyle, Texas / Lehman HS
83	Elijah Bean	WR	6-5	203	Fr.	HS	Humble, Texas / Summer Creek HS
84	Jaylen Ellis	WR	6-0	194	So.	1L	Round Rock, Texas / Cedar Ridge HS
86	Ben Sims	TE	6-4	253	Jr.	2L	San Antonio, Texas / Clark HS
87	Christoph Henle	TE	6-6	255	Sr.	3L	Innsbruck, Austria / The Oakridge School
88	Seth Jones	WR	5-11	190	R-Fr.	RS	Pearland, Texas / Shadow Creek HS
89	Drake Dabney	TE	6-5	252	So.	1L	Cypress, Texas / Cypress Ranch HS
90	TJ Franklin	DL	6-4	290	Jr.	2L	Temple, Texas / Temple HS
91	Rob Saulin	DL	6-5	295	Sr.	3L	Pennsville, N.J. / Pennsville Memorial HS
92	Josh Landry	DT	6-1	285	Jr.	2L	Houston, Texas / Lamar HS
93	Victor Obi	OLB	6-5	230	Jr.	1L	Houston, Texas / Kilgore JC
95	Gabe Hall	DL	6-5	290	So.	1L	Waller, Texas / Waller HS
95	John Mayers	K	5-10	187	Jr.	2L	Flower Mound, Texas / Marcus HS
96	Bryce Boland	K	5-11	172	R-Fr.	RS	Waco, Texas / Midway HS
96	Cole Maxwell	DT	6-5	295	Sr.	1L	Allen, Texas / Allen HS
97	Chris Esqueda-Almanza	K	5-8	185	So.	TR	Waco, Texas / Trinity Valley CC
97	Cooper Lanz	DE	6-4	255	Fr.	HS	Denton, Texas / Guyer HS
98	Isaiah Hankins	K	6-0	193	Fr.	HS	Little Rock, Ark. / Little Rock Christian
98	Chidi Ogbonnaya	DT	6-5	305	Sr.	3L	Houston, Texas / Langham Creek HS
99	Noah Rauschenberg	K	6-1	195	Jr.	2L	Tulsa, Okla. / Union HS

ALPHABETICAL ROSTER

NO.	PLAYER, POS.
54	Micah Mazzuccua, OL
19	AJ McCarty, CB
42	Jairon McVea, S
22	Taye McWilliams, RB
41	Brooks Miller, LB
63	Grant Miller, OL
37	Mark Milton, CB
15	Tripp Mitchell, WR
4	Christian Morgan, S
14	Devin Neal, S
55	Xavier Newman-Johnson, OL
29	Romario Noel, CB
93	Victor Obi, OLB
98	Chidi Ogbonnaya, DT
47	Caleb Parker, LB
8	Jalen Pitre, S
43	Issac Power, P
16	Hal Presley, WR
55	Garmon Randolph, OLB
99	Noah Rauschenberg, K
21	Chateau Reed, CB
47	Thor Rodoni, LS
17	CJ Rogers, QB
40	Gunnar Royer, LS
71	MJ Ruhman, OL
91	Rob Saulin, DL
12	Blake Shapen, QB
29	Jackson Shupp, TE
86	Ben Sims, TE
7	Abram Smith, RB
38	Shevin Smith, CB
0	R.J. Sneed, WR
31	Griffin Speaks, S
56	Braden Strauss, OLB
3	Raleigh Texada, CB
9	Tyquan Thornton, WR
57	Prince Ugoh, DL
54	Brayden Utley, DL
57	Johncarlo Valentin, OL
13	Al Walcott, CB
24	Brandon White, CB
33	Jonah White, RB
27	Kolby White, WR
20	Craig Williams, RB
77	Tate Williams, OL
27	Tevin Williams III, CB
33	Will Williams, LB
22	JT Woods, S
43	Gavin Yates, TE
14	Jacob Zeno, QB

COACHING STAFF

Head Coach: Dave Aranda (Cal Lutheran, 1999) – 2nd season at Baylor

Associate Head Coach/Outside Linebackers: Joey McGuire (UT Arlington, 1995) – 5th season at Baylor

Offensive Coordinator/Tight Ends: Jeff Grimes (UTEP, 1991) – 1st season at Baylor

Defensive Coordinator/Inside Linebackers: Ron Roberts (UT Martin, 1990) – 2nd season at Baylor

Special Teams Coordinator/Safeties: Matt Powlledge (Sam Houston St., 2009) – 2nd season at Baylor

Asst. Coach/Quarterbacks: Shawn Bell (Baylor, 2006) – 5th season at Baylor

Asst. Coach/Cornerbacks: Kevin Curtis (Texas Tech, 2002) – 1st season at Baylor

Asst. Coach/Defensive Line: Dennis Johnson (LSU, 2012) – 2nd season at Baylor

Asst. Coach/Wide Receivers: Justin Johnson (Houston, 2011) – 2nd season at Baylor

Asst. Coach/Offensive Line: Eric Mateos (Southwest Baptist, 2011) – 1st season at Baylor

Asst. Coach/Wide Receivers: Chansi Stuckey (Clemson, 2006) – 1st season at Baylor