

## K-STATE at BAYLOR

Nov. 28, 2020 • McLane Stadium • Waco, Texas

### KANSAS STATE WILDCATS



4-4, 4-3 Big 12

### BAYLOR BEARS



1-5, 1-5 Big 12

#### ▼ THE BASICS

**Record**.....4-4 (4-3 Big 12)  
**Ranking (AP/Coaches)**.....nr/nr  
**Last Game**.....Nov. 21, 2020  
 Lost at #17 Iowa State, 45-0  
**Coach**.....Chris Klieman  
**Career Record**.....84-22 (8th)  
**Record at K-State**.....12-9 (2nd)

**Record**.....1-5 (1-5 Big 12)  
**Ranking (AP/Coaches)**.....nr/nr  
**Last Game**.....Nov. 14, 2020  
 Lost at Texas Tech, 24-23  
**Coach**.....Dave Aranda  
**Career Record**.....1-5 (1st)  
**Record at BU**.....Same

#### ▼ STATISTICAL LEADERS

**Rushing**.....Deuce Vaughn  
 94 att, 415 yds, 4 TD  
**Passing**.....Will Howard  
 65-123, 916 yds, 5 TD, 6 INT  
**Receiving**.....Chabastin Taylor  
 19 rec, 293 yds, 1 TD  
**Tackling**.....Jahron McPherson  
 46 tackles  
**Sacks**.....Wyatt Hubert  
 5.5 sacks  
**Interceptions**.....McPherson/Gardner  
 2 interceptions

**Rushing**.....Craig Williams  
 26 att, 197 yds, 2 TD  
**Passing**.....Charlie Brewer  
 124-200, 1,278 yds, 11 TD, 6 INT  
**Receiving**.....R.J. Sneed  
 27 rec, 349 yds, 2 TD  
**Tackling**.....Terrel Bernard  
 55 tackles  
**Sacks**.....T. Bernard/W. Bradley-King  
 3.5 sacks  
**Interceptions**.....J. Pitre/J. Woods  
 2 interceptions

#### ▼ INSIDE THE SERIES

**Overall**.....9-8  
**In Manhattan**.....5-3  
**In Waco**.....4-5  
**Current Streak**.....Lost 2  
**Longest Win Streak**.....5

**Most K-State Pts**.....48 (1999)  
**Most Baylor Pts**.....52 (2012)  
**3 Points or Less**.....1-1  
**7 Points or Less**.....1-3  
**Biggest Win**.....49-6 (1998)

#### ▼ ON THE AIR

##### TELEVISION

ESPN2  
 Jason Benetti (Play-by-Play)  
 Andre Ware (Analyst)  
 Ian Fitzsimmons (Sidelines)



##### RADIO

K-State Sports Network  
 Wyatt Thompson (Play-by-Play)  
 Stan Weber (Analyst)  
 Matt Walters (Sidelines)



##### SATELLITE RADIO

Sirius Channel 121  
 XM Channel 385  
 Internet Channel 975



#### ▼ FOLLOW K-STATE ATHLETICS

**K-STATESPORTS** **@KSTATESPORTS**  
**K-STATESPORTS** **@KSTATESPORTS**

### WILDCATS LOOK FOR BOUNCE BACK ROAD WIN AT BAYLOR

Coming off a road loss to No. 17 Iowa State, Kansas State will play its second road Big 12 matchup in as many weeks – and final one of the season – when the Wildcats face Baylor on Saturday at McLane Stadium. The game kicks off at 6 p.m. and will be shown on ESPN2 with **Jason Benetti** (play-by-play), **Andre Ware** (analyst) and **Ian Fitzsimmons** (sideline) on the call. The game can be heard across the 39-station K-State Sports Network with **Wyatt Thompson** (play-by-play), former K-State quarterback **Stan Weber** (analyst) and **Matt Walters** (sidelines) calling the action. Fans can also catch the game on SiriusXM (S: 121, X: 385, Internet: 975) in addition to the TuneIn app.

#### A LOOK AT K-STATE

- K-State is looking to bounce back from three-straight losses as the Wildcats enter the weekend with a 4-4 overall record and 4-3 mark in Big 12 play.
- True freshman quarterback in **Will Howard** has started each of the last five games following a season-ending injury to senior **Skylar Thompson** against Texas Tech on October 3. With wins in his first two starts at TCU and against Kansas, Howard became the first K-State true freshman signal caller to win his first two starts under center.
- Another true freshman, running back **Deuce Vaughn**, continues to impress as he leads the team in rushing and receiving yards, the only player in the Big 12 to lead his team in both categories.
- Vaughn is also one of only two players in the nation to eclipse 400 rushing yards and 300 receiving yards in 2020, joining Clemson running back Travis Etienne.
- K-State is one of only two teams in the nation to have true freshmen start at least five games at both quarterback and running back, the other being Georgia Tech.
- Senior safety **Jahron McPherson** leads the team with (46), followed closely behind by linebackers **Justin Hughes** (43) and **Elijah Sullivan** (39).
- A total of 18 Wildcats have tallied at least a half tackle for loss, while nine players have at least one sack. The list includes junior **Wyatt Hubert**, who is first nationally among non-seniors in career sacks at 17.0, just one sack away from entering the school's career top-10 list.
- Another senior, tackle **Drew Wiley**, also ranks in the top 15 in the Big 12 in both sacks and TFLs.
- McPherson and Gardner lead the team with a pair of interceptions as they are tied for third in the Big 12 in total interceptions. Gardner also ranks fourth in the Big 12 in passes defended.
- Kansas State's special teams ranks second nationally in efficiency according to ESPN thanks in large part to a blocked kick in each of the first four games and two punt return scores against Kansas by Big 12 Special Teams Player of the Week **Phillip Brooks**.
- Senior place kicker **Blake Lynch** is 10-for-14 this season, including a 2-for-3 mark from 50 or more yards. He connected on a game-winning 50-yarder at Oklahoma, while he set a new career long with a 53-yarder at TCU.

#### ▼ 2020 SCHEDULE

DATE	AP/C OPPONENT (TV)	TIME (CT)
Sept. 12	ARKANSAS STATE (FOX)	L, 31-35
Sept. 26	at 3/3 Oklahoma (FOX)	W, 38-35
Oct. 3	TEXAS TECH (FS1)	W, 31-21
Oct. 10	at nr/rv TCU* (FOX)	W, 21-14
Oct. 24	KANSAS* (FS1)	W, 55-14
Oct. 31	at nr/rv West Virginia* (ESPN2)	L, 10-37
Nov. 7	14/12 OKLAHOMA STATE* (FOX)	L, 18-20
Nov. 21	at 17/16 Iowa State* (FOX)	L, 0-45
Nov. 28	at Baylor* (ESPN2)	6 p.m.
Dec. 5	20/21 TEXAS*	TBA

#### ▼ A K-STATE WIN WOULD...

- Secure a winning conference record for the season, which would mark **Chris Klieman's** second-straight year with a winning record. He would become the first coach in school history to notch two winning conference records in his first two seasons.
- Give K-State three Big 12 road victories for the first time since 2017.
- Would snap a two-game losing streak in the series and also move the all-time series mark to 5-5 in games played in Waco.

#### ▼ WHERE TO FIND...

Media Information .....	2
Team Notes.....	3-4
Offensive Notes .....	4-5
Defensive Notes.....	5-6
Special Teams Notes.....	6
Opponent Breakdown.....	7
Last Time vs. Baylor .....	8
Career Stats vs. Baylor .....	9
2020 Opponent Tracker.....	10
Head Coach Chris Klieman.....	11-12
Assistant Coaches .....	13
Roster/Pronunciations.....	14-15
Depth Chart.....	16
Depth Chart Notes .....	17-19
Select Player Bios.....	20-27
Team Statistics .....	28-29
Game-by-Game Offensive Statistics .....	30
Defensive Statistics .....	31
Game-by-Game Defensive Statistics .....	32
Game-by-Game Summaries/Starters.....	33
Scoring Drives/Drive Analysis .....	34
Third Downs/Red Zone .....	35
Long Plays .....	36
Superlatives .....	37
Game Recaps .....	38-45
Last Time .....	46-50
Records Watch.....	51-52

## ▼ MEDIA SCHEDULE – BAYLOR

MONDAY 23	TUESDAY 24	WEDNESDAY 25	THURSDAY 26	FRIDAY 27	SATURDAY 28	SUNDAY 29
<b>Big 12 Teleconference</b> 10:30 a.m. – Chris Klieman  <b>Media Information</b> Tuesday's Zoom Press Conference link will be sent out on Mondays. Player requests should be submitted by noon on Mondays.	<b>Zoom Press Conference</b> 12 p.m. – Chris Klieman 12:20 p.m. – Players  <b>FTP Information</b> Coach Klieman's press conference will be uploaded to the K-State FTP site at approximately 2 p.m. Contact Ryan Lackey for access.	No Media Availability	No Media Availability	No Media Availability Travel to Waco, Texas	<b>Game 9</b> K-State at Baylor 6 p.m. ESPN2 McLane Stadium Waco, Texas  <b>Postgame</b> Coach Klieman and players via Zoom	No Media Availability  K-State's game notes for the Texas game will be available on Monday, November 30.

### ▼ ATHLETICS COMMUNICATIONS



**RYAN LACKEY**  
**Assistant AD/Communications**  
*Primary Contact/Assistants & Players Requests*  
 Cell ..... 785-587-7865  
 Email ..... rlackey@kstatesports.com  
 Twitter ..... @rlackey84



**KENNY LANNOU**  
**Executive Associate A.D./Communications**  
*Coach Klieman Requests*  
 Cell ..... 785-587-7867  
 Email ..... klannou@kstatesports.com  
 Twitter ..... @KennyLannou



**EMILY STARKEY**  
**FOOTBALL CREATIVE SPECIALIST**  
  
 Email ..... estarkey@kstatesports.com  
 Twitter ..... @estarkeyphoto



**MARY GORMAN**  
**ADMINISTRATIVE ASST./COMMUNICATIONS**  
*Credentials*  
 Office ..... 785-532-6735  
 Email ..... mgorman@kstatesports.com

### CREDENTIALS

K-State will issue media credentials on an individual game basis with no more than two (2) credentials allowed per media outlet. In an effort to social distance during the COVID-19 pandemic, a limited amount of press box seats will be available, and seats will be at least six feet apart. Those wishing to request for credentials must do so through the K-State Athletics Communications football credential application website. To access the website, please visit [www.k-statesports.com/media](http://www.k-statesports.com/media). Please be advised of the department's updated credential policies on page 221 of the 2020 K-State Football Media Guide as it relates to COVID-19. **Applying for credentials does not guarantee credentials will be approved. Additionally, being approved for credentials in previous seasons does not guarantee credentials will be approved in 2020.**

Credentials will not be mailed in any circumstance. Parking passes for those who are approved will be sent the week prior to game week. Credential pickup will be available at a location to be determined, and that will be announced by Thursday prior to the game.

Masks will be required at both credential pickup and at any point inside Bill Snyder Family Stadium to comply with state of Kansas, Riley County and University orders.

### WEEKLY MEDIA AVAILABILITY

**Tuesdays:** Head coach Chris Klieman will host a weekly news conference via Zoom from 12 p.m. to 12:20 p.m. Four players will follow in 10-minute increments. **Player requests must be submitted to Ryan Lackey by 12 p.m., on Mondays, and players will be selected out of that pool.** Zoom links for the Tuesday press conferences will be sent out on Monday afternoons.

**Thursdays:** Offensive coordinator Courtney Messingham and defensive coordinator Joe Klanderma will hold interviews for 10 minutes apiece via Zoom beginning at 2 p.m. Zoom links will be sent out Thursday mornings.

### PRESS CONFERENCE VIDEO

Broadcast-quality video files for television newscasts of press conferences on Tuesday and Thursday will be available for download in the afternoons on those respective days. Please contact Ryan Lackey for FTP access instructions.

### POSTGAME INTERVIEWS

K-State's locker room is closed, and there will be no in-person interviews. Media will be asked to submit a list of player requests to Ryan Lackey with five minutes remaining in the third quarter. Zoom links for postgame press conferences will be sent out during the game. Media are required to stay in the press box throughout the entirety of the game and postgame. Please bring headphones with a microphone to use for the Zoom press conferences to eliminate audio feedback throughout the press box. The same will apply to all road games in 2020.

### WEEKLY BIG 12 TELECONFERENCE

The weekly Big 12 Coaches Teleconference is held each Monday morning throughout the season. If you wish to participate, please email [joni@big12sports.com](mailto:joni@big12sports.com) with your name, affiliation and phone number to obtain the media dial-in number. The number will not be distributed over the phone.

10:00 a.m.	Les Miles, Kansas
10:10 a.m.	Lincoln Riley, Oklahoma
10:20 a.m.	Mike Gundy, Oklahoma State
<b>10:30 a.m.</b>	<b>Chris Klieman, K-State</b>
10:40 a.m.	Neal Brown, West Virginia
10:50 a.m.	Matt Wells, Texas Tech
11:00 a.m.	Dave Aranda, Baylor
11:10 a.m.	Matt Campbell, Iowa State
11:20 a.m.	Gary Patterson, TCU
11:30 a.m.	Tom Herman, Texas

### BIG 12 NOW ON ESPN+

In 2019, the Big 12 Conference and ESPN agreed to significantly expand their existing rights agreement, which runs through 2024-25. Under the expanded agreement, multiple K-State athletic events – including selected football, men's and women's basketball, volleyball, soccer and baseball games – are available on Big 12 Now on ESPN+, the direct-to-consumer subscription sports streaming service.



### CHRIS KLIEMAN TV SHOW

Featuring the head coach of the Wildcats with the Voice of the Wildcats Wyatt Thompson, the Chris Klieman TV Show recaps the last game for the Wildcats and looks ahead to the coming week. The show will be available Mondays on Big 12 Now on ESPN+ and YURView Kansas (7 p.m.), as well as on Tuesdays on Spectrum Sports (6:30 p.m.).

### CHRIS KLIEMAN RADIO SHOW

Featuring the head coach of the Wildcats with the Voice of the Wildcats Wyatt Thompson, the Chris Klieman Radio Show recaps the last game for the Wildcats and looks ahead to the coming week, while also taking calls and questions via Facebook. The show will be held every Thursday during the season from 7-8 p.m., with the exception of October 15 and Thanksgiving (November 26). The show will be available on many of the K-State Sports Network affiliates.

### 2020 RADIO AFFILIATES

MARKET	CALL LETTERS	FREQUENCY
Beloit	KVSV	1190 AM and 105.5 FM
Chanute	KINZ	95.3 FM
Clay Center	KCLY	100.9 FM
Coffeyville	KGGF	690 AM
Colby/Goodland	KRDO	100.3 FM
Concordia	KNCK	1390 AM and 98.3 FM
Dodge City	KAHE	95.5 FM
Emporia	KVOE	101.7 FM
Great Bend	KZRS	107.9 FM
Hays/Ness City	KKDT	93.5 FM
Hiawatha	KNZA	103.9 FM
Hutchinson/Wichita	KHMY	93.1 FM
Junction City	KJCK	1420 AM
Kansas City	KCSP	610 AM
Liberal	KSMW	1470 AM
Manhattan	KMAN	1350 AM, 93.3 FM and 93.7 FM
Manhattan	KMKF	101.5 FM
Marysville	KNDY	1570 AM and 94.1 FM
Medicine Lodge	KQZQ	98.3 FM
Norton	KQNK	1530AM and 106.7 FM
Phillipsburg	KKAN	1490 AM
Phillipsburg	KQMA	92.5 FM
Pittsburg	KWXD	103.5 FM
Russell	KRSL	990 AM and 98.1 FM
Salina	KSAL	1150 AM
Scott City	KSKL	94.5 FM
Seneca	KMZA	92.1 FM
Topeka	WIBW	580 AM, 94.5 FM and 104.9 FM
Wichita	KKGQ	92.3 FM
Winfield	KWLS	107.9 FM

**ONE OF THE BIG 12'S BEST**

- K-State continues to quietly rank among the Big 12's best teams since the league began in 1996. The Wildcats are third with 122 victories behind Oklahoma and Texas.
- The Cats also rank third in winning percentage since round-robin play began in 2011. They sit at 60.2% (53-35), trailing only Oklahoma (81.8%; 72-16) and Oklahoma State (64.3%; 56-31). No other team is above 60%.

**▼ ALL-TIME BIG 12 VICTORIES**

Rk.	School	Wins
1.	Oklahoma	158
2.	Texas	139
3.	<b>K-State</b>	<b>122</b>
4.	Oklahoma State	111
5.	Texas Tech	99

**A SIGNIFICANT DATE**

- Kansas State rarely plays on November 28 as this will be just the 10th time in the 125-year history of the program that the Wildcats will play on the date, but it is one of significance.
- K-State's first game in recorded history took place on November 28, 1896 when the school – then known as Kansas State Agricultural College – lost at Fort Riley, 14-0.
- The game was played on Thanksgiving Day that year, while this year's matchup against Baylor on November 28 comes just two days after Thanksgiving.

**BACK TO BACK YEARS?**

- After finishing the 2019 campaign with a 5-4 record, K-State is trying to put together consecutive years of winning conference records.
- If the Wildcats were to have another winning campaign in conference play, **Chris Klieman** would become the first head coach in school history to begin his tenure with consecutive winning seasons in league action.

**YOUNG PUPS**

- Kansas State has played many young players this year as a total of 48 underclassmen (freshmen and sophomore) have seen action in at least one game, representing 54.5% of the 88 Wildcats that have played this season.
- Of the group, 24 freshmen have played, including four that have tallied starts in right tackle **Cooper Beebe** (6), quarterback **Will Howard** (5) and running back **Deuce Vaughn** (5).
- K-State is one of just two teams in the nation to have true freshmen start at least four games at both quarterback and running back (Georgia Tech).
- When taking the entire roster into account, the Wildcats have 64.5% of its players (80-of-124) that are underclassmen, a figure that ranks sixth nationally among teams that have played at least four games this season.

**▼ UNDERCLASSMEN ON ROSTER\***

Rk	School	Underclass Players	Total Players	Pct.	Current Record
1.	Florida State	85	117	72.6	2-6
2.	East Carolina	83	115	72.2	2-6
3.	Syracuse	68	96	70.8	1-8
4.	Nebraska	108	153	70.6	1-3
5.	Clemson	81	120	67.5	7-1
6.	<b>K-State</b>	<b>80</b>	<b>124</b>	<b>64.5</b>	<b>4-4</b>

\* Among teams that have played at least four games

**BREAKING IN NEW STARTERS**

- K-State has used the 2020 season to break in new starters as the Wildcats have 17 first-time starters this season, which includes four of the five offensive line positions.
- That figure is tied for fourth nationally among Power 5 programs.

**▼ MOST FIRST TIME STARTERS AMONG P5**

Rk.	School	First Time Starters
1.	Florida State	19
2.	Arkansas	18
	LSU	18
14.	<b>K-State</b>	<b>17</b>

**A WINNING HISTORY**

- A proven winner with a championship history, **Chris Klieman** holds an 84-22 career record as his 79.3% winning percentage ranks 13th among all NCAA coaches – regardless of division – and second among current FBS coaches among those with at least seven full years of experience.
- Klieman came to Manhattan after capping his five-year stint as head coach at North Dakota State by winning his fourth national championship in 2018. A native of Waterloo, Iowa, Klieman guided the 2018 Bison to a perfect 15-0 record, making NDSU just the fifth team in FCS history to go undefeated and untied on the way to a national championship.

**▼ WINNING % BY ACTIVE NCAA COACHES**

Rk.	Coach	Current School	Perc.
1.	Tony Annese	Mount Union (D3)	.845
2.	Pete Fredenburg	Mary Hardin-Baylor (D3)	.844
3.	Jeff Devaney	Trinity (D3)	.835
4.	Gary Fasching	Saint John's [MN] (D3)	.833
5.	Joseph Smith	Linfield (D3)	.830
6.	Joe Fincham	Wittenberg (D3)	.819
7.	Mike Siriani	Washington & Jefferson (D3)	.813
8.	John Wristen	Colorado St.-Pueblo (D2)	.813
9.	Dabo Swinney	Clemson	.811
10.	Rick Willis	Wartburg (D3)	.801
11.	Glenn Caruso	St. Thomas [MN] (D3)	.800
12.	Nick Saban	Alabama	.793
13.	<b>Chris Klieman</b>	<b>K-State</b>	<b>.792</b>

**MARQUEE WINS**

- K-State has knocked off top-five teams in consecutive seasons under **Chris Klieman**, and the win this year at No. 3 Oklahoma carried some extreme significance.
- Down 21 points in the third quarter, K-State became just the second team in 547 tries since 2004 to rally for a win over a top-five team when trailing in the game by 21 points. The other such win was Tennessee at LSU in 2005.
- The win was also the 10th all-time in K-State history over an Associated Press top-10 team, and the No. 3 Sooners were the highest ranked team the Wildcats have ever defeated in a true road game.

**SIX-SPOT IMPROVEMENT**

- A team that has generally out-performed preseason expectations did it again in 2019 as the Cats were predicted to finish ninth and ended in a tie for third – a six-spot jump.
- In the nine Big 12 preseason polls during round robin play, last year's Wildcats became just the third squad to see a league-record six-spot improvement from the preseason poll to the final standings (2011 K-State, 2014 TCU).
- Since the Big 12 went to the round robin format in 2011, K-State – which was seventh in this year's poll – averages a 2.1 spot jump from the preseason poll to the final standings. The other teams in the conference combine to average a 0.32 spot jump.

**▼ WILDCATS WHEN...**

Overall .....	4-4
Big 12 .....	4-3
Non-conference record .....	0-1
Home.....	2-2
Away .....	2-2
Neutral .....	0-0
Current streak.....	Lost 3
Current home streak .....	Lost 1
Current road streak.....	Lost 2
Last win.....	55-14 vs. Kansas (10/24/20)
Last loss.....	45-0 at #17 Iowa State (11/21/20)
Day game .....	4-4
Night game .....	0-0
Game on:	
ABC.....	0-0
ESPN.....	0-0
ESPN2.....	0-1
Big 12 Now on ESPN+ .....	0-0
FOX .....	2-3
FS1 .....	2-0
FSN .....	0-0
September.....	1-1
October.....	3-1
November.....	0-2
December.....	0-0
vs. top-25 teams (AP) .....	1-2
vs. non-ranked teams (AP) .....	3-2
On artificial surface .....	2-3
On natural grass.....	2-1
Scoring first.....	3-3
Opponent scores first.....	1-1
Leading after 1st quarter .....	2-1
Behind after 1st quarter.....	2-1
Tied after 1st quarter.....	0-2
Leading at halftime.....	3-2
Behind at halftime .....	1-2
Tied at halftime .....	0-0
Leading after 3rd quarter .....	3-0
Behind after 3rd quarter .....	1-3
Tied after 3rd quarter.....	0-1
Overtime.....	0-0
Scoring 20 points or less.....	0-3
Scoring 20+ points.....	4-1
Scoring 30+ points .....	3-1
Allowing 21 points or less .....	3-1
Allowing 10 points or less .....	0-0
With 100-yard rusher.....	1-1
Allow 100-yard rusher .....	1-3
With 300-yard passer .....	1-0
Allow 300-yard passer.....	1-1
Outgain opponent.....	1-1
Total offense + 400 yards.....	1-0
Allow + 400 yards total offense.....	1-3
No turnovers.....	2-1
Less than three turnovers .....	4-3
Three or more turnovers.....	0-1
No takeaways .....	0-2
Three or more takeaways .....	1-0
Fewer turnovers gained.....	1-3
Equal turnovers gained .....	0-0
More turnovers gained .....	3-1
Control time of possession.....	0-2
Opponent controls time of possession.....	4-2
Possession time equal .....	0-0



▼ NATIONAL RANKINGS

Associated Press Top 25 (Week 13)

1. Alabama (62).....	7-0	1550
2. Notre Dame .....	8-0	1471
3. Ohio State .....	4-0	1440
4. Clemson .....	7-1	1358
5. Texas A&M.....	5-1	1249
6. Florida.....	6-1	1223
7. Cincinnati .....	8-0	1201
8. BYU .....	9-0	1109
9. Oregon .....	3-0	951
10. Miami .....	7-1	936
11. Northwestern.....	5-0	922
12. Indiana .....	4-1	899
13. Georgia .....	5-2	828
14. Oklahoma .....	6-2	693
15. Iowa State .....	6-2	658
16. Coastal Carolina .....	8-0	622
17. Marshall .....	7-0	542
18. Wisconsin .....	2-1	540
19. USC .....	3-0	461
20. Texas.....	5-2	321
21. Oklahoma State .....	5-2	289
22. Auburn.....	5-2	259
23. Louisiana.....	7-1	218
24. Tulsa .....	5-1	164
25. North Carolina .....	6-2	108

OTHER BIG 12 RECEIVING VOTES:

None.

Amway Coaches' Poll (Week 13)

1. Alabama (59).....	7-0	1547
2. Notre Dame (2).....	8-0	1469
3. Ohio State (1) .....	4-0	1425
4. Clemson .....	7-1	1353
5. Florida.....	6-1	1256
6. Texas A&M.....	5-1	1241
7. Cincinnati .....	8-0	1166
8. BYU .....	9-0	1103
9. Miami .....	7-1	1005
10. Georgia .....	5-2	897
11. Oregon .....	3-0	876
12. Indiana .....	4-1	821
13. Northwestern.....	5-0	813
14. Oklahoma .....	6-2	756
15. Iowa State .....	6-2	685
16. Marshall .....	7-0	563
17. Coastal Carolina .....	8-0	530
18. USC .....	3-0	508
19. Auburn.....	5-2	427
20. Wisconsin .....	2-1	409
21. Texas.....	5-2	306
22. Oklahoma State .....	5-2	299
23. North Carolina .....	6-2	205
24. Louisiana.....	7-1	165
25. Tulsa .....	5-1	120

OTHER BIG 12 RECEIVING VOTES:

None.

THE LAST TIME KANSAS STATE WAS...

Ranked in CFP Rankings: 11/12/2019 (24th)

Ranked in AP Top 25: 10/25/2020 (16th)

Ranked in Amway Coaches: 10/25/2020 (16th)

Not Ranked but Received Votes in AP Poll: 11/15/2020

Not Ranked but Received Votes in Coaches' Poll: 11/15/2020

TURNOVER BATTLE IS KEY

• One of the formulas of success for Kansas State under **Chris Klieman** is winning the turnover battle as the Wildcats were plus-eight in their first five games, which resulted in a 4-1 record. They also outscored their opponents, 42-7, in points off turnovers during that stretch.

• During K-State's current three-game losing skid, the Wildcats are minus-seven and opponents are outscoring the Cats, 28-0, in points off turnovers.

CATS TOPS IN NON-OFFENSIVE TDs

• K-State is the nation's best in non-offensive touchdowns over the last 22 seasons as it has 122 since 1999, 11 more than the next closest team.

• Kansas State had three non-offensive touchdowns in the win against Kansas as **Phillip Brooks** returned two punts for scores, and **Justin Gardner** had a pick-six.

• It was the first time the Cats had three non-offensive scores in one game since doing so against Montana State in 2008, while it was the first time K-State had a punt return score and a pick-six since the 2007 Texas game.

• K-State has had at least five non-offensive scores in seven of the last nine years and is one shy of hitting that mark again in 2020.

▼ NON-OFFENSIVE TDs SINCE 1999

Rk.	School	Non-Offensive TDs
1.	K-State	122
2.	Alabama	111
3.	Virginia Tech	108
4.	Texas	103
5.	Utah	102

OFFENSIVE NOTES GOING THE DISTANCE

• K-State has put together five scoring drives of 90 yards or longer this season, which is tied with the 2008 squad for the most by the Wildcats dating back to 1991.

• The five drives this year spanned 92 yards against Arkansas State, 97 yards against Texas Tech, 94 yards against KU and a pair of 91-yard drives at TCU, one of which resulted in a field goal.

• When combining it with last year's total, K-State has eight scoring drives that have ranged at least 90 yards, which is the most in a two-year span dating back to 1991.

• Last season, K-State had touchdown drives of 97 yards (Nicholls), 95 yards (TCU) and 98 yards (Iowa State).

• The long drives this season have been aided by six plays from scrimmage of at least 60 yards, K-State's most in the first eight games of a season since at least 2002.

RED ZONE SUCCESS

• K-State finished the 2019 season with 39-straight scoring trips inside the red zone, the most by the Wildcats since at least 2003. That helped K-State finish first in the nation with a 96.2% conversion rate.

• The Wildcats began the year with 24-straight scores inside the red zone to push their streak out to 63-straight before a fumble against Oklahoma State. K-State's red zone scoring streak of 63 was the best by the Wildcats during the Big 12 era (56 between 2015 and 2016).

• Despite setbacks against both the Cowboys and Cyclones, K-State ranks 10th nationally among teams that have played at least four games and second in the Big 12 with a 92.6% scoring rate.

WILLING K-STATE TO VICTORY

• A native of Downingtown, Pennsylvania, **Will Howard** earned his first-career start at TCU and became the first K-State true freshman QB to win his first-career road start.

• For his effort against the Horned Frogs, Howard was named the Big 12 Newcomer of the Week.

• He backed that up with a win in his first start in a home game against Kansas, becoming the first Wildcat true freshman quarterback to win his first two career starts.

BIG PLAY WILL

• One of the reasons **Will Howard** has found early success is that he has been involved in four of K-State's six plays from scrimmage that have spanned at least 66 yards.

• Against Texas Tech, Howard threw a 70-yard, game-clinching touchdown pass to **Deuce Vaughn**, while he also had a 66-yarder to **Briley Moore** earlier in the fourth quarter to set up the go-ahead score.

• It was the first time a K-State quarterback threw two passes of at least 65 yards in the same game since Jesse Ertz in the 2017 season opener against Central Arkansas.

• Then, on the third offensive play of the game at TCU, Howard ran 80 yards to set up an early field goal. It was the seventh-longest run ever by a Wildcat and the second longest by a K-State quarterback (91 yards by Eli Roberson against Nebraska in 2002).

• He tallied another long run against Oklahoma State when he went 69 yards to set up a touchdown just before halftime.

LEARNING FROM SKYLAR

• Now entrenched as the starter, **Will Howard** has had the opportunity to watch and learn from **Skylar Thompson**, who suffered a season-ending injury against Texas Tech.

• Thompson, who has made 30 career starts, ranks in the top 10 in K-State history in 14 career categories.

• Prior to his injury against the Red Raiders, Thompson became the second player in school history with 5,000 passing yards and 1,000 rushing yards in a career (Eli Roberson, 2000-03).

• Additionally, Thompson has five career touchdown drives in the fourth quarter or later to take the lead, including three in the last two years. It is the second most by a K-State quarterback since 1990, just one behind current quarterbacks coach **Collin Klein**.

MAKING A SPLASH

• K-State doesn't only have a true freshman quarterback making headlines, running back **Deuce Vaughn** has been on fire to begin his collegiate career.

• Vaughn is one of only two players in the nation this season to tally at least 400 rushing yards and 300 receiving yards. The other is Clemson senior running back Travis Etienne (634 rushing, 491 receiving).

• A product of Round Rock, Texas, Vaughn is also the only player in the Big 12 to lead his team in both rushing yards and receiving yards.

• Vaughn has already etched his name in the K-State record book. He ranks in the top five in four K-State freshmen categories, while he is one rushing touchdown shy of entering the top 10 in school history among freshmen.

• Additionally, Vaughn ranks fourth in school history in single-season receiving yards among all running backs (more info on pages 51-52).

**DEUCE ON THE LOOSE**

- **Deuce Vaughn** has put together three games of at least 150 yards from scrimmage as he did so against Oklahoma (194 yards), Texas Tech (174 yards) and Kansas (152 yards), holding three of the top seven scrimmage-yard efforts among all true freshmen in the nation.
- At No. 3 Oklahoma, he became the fifth running back in school history – and first freshman – to tally a 100-yard receiving game. It was the fifth most in a single game by a running back in Big 12 history and the most by a freshman.
- For his efforts against the Sooners and Red Raiders, Vaughn was named the Big 12 Newcomer of the Week following both contests.

**MOORE OFFENSE**

- One of the top tight ends from the FCS level in 2018, **Briley Moore** is in his second senior season and his first campaign at K-State.
- Moore, a transfer from Northern Iowa, has started his Wildcat career on the right foot by as he has 19 receptions for 271 yards and three touchdowns. Through eight games, those are already the best by a Wildcat tight end for an entire season since Zach Trujillo had 19 catches for 389 yards in 13 games during the 2014 season.
- His three receiving touchdowns this year are tied for fourth in school history among tight ends and two shy of tying the record (Henry Childs, 1972).

**DEFENSIVE NOTES UNDER AVERAGE**

- Last season, Kansas State held 11 of its 12 opponents under their season scoring averages for the season, including double-digit differences in Big 12 play against Oklahoma State (-18.5), TCU (-20.2), Kansas (-17.8), Texas (-12.1) and Iowa State (-17.1).
- It has been more of the same for the Wildcats in Big 12 play in 2020 under new defensive coordinator **Joe Klander** as the Wildcats held five of their first seven conference foes below their scoring averages entering the game.

**SCORING AVERAGE DIFFERENCE**

Team	PPG Entering Game	Points Scored	Difference
Oklahoma	48.0	35	-13.0
Texas Tech	45.5	21	-24.5
TCU	33.5	14	-19.5
Kansas	15.2	14	-1.2
West Virginia	32.2	37	+4.8
Oklahoma State	29.6	20	-9.6
Iowa State	32.9	45	+12.1

**STRONG AT THE START**

- One of the main reasons K-State has been able to limit other offenses throughout the year is a strong start as seven of the Wildcats' eight opponents this year have come up empty on their first possession of the game.
- K-State has forced a trio of three-and-outs on its first defensive possessions this season, while the Cats have allowed only eight total first downs and 184 total yards (23.0 yds/gm).

**BEHIND THE LINE**

- A total 19 Wildcats have totaled at least a half tackle for loss – including 10 that have notched at least 2.0 – to give the Wildcats 50 stops behind the line this season.
- K-State's 50 TFLs through eight games are the most since the 2012 team also had 50 in their first eight games.

• This year's total has been given a boost lately against West Virginia and Oklahoma State when K-State totaled nine and eight TFLs, respectively. Their nine TFLs against the Mountaineers were K-State's most since the 2016 regular-season finale at TCU (11.0).

**MEET ME AT THE QB**

- Similarly, K-State has also been consistent in sacking the quarterback this season, coming away with at least one sack in every game and totaling at least three in five of its eight contests.
- The Wildcats have 20 sacks through eight games this season, their most through the first eight games of a campaign since the 2015 squad had 21.
- Kansas State enters this week's game ranked fifth in the Big 12 in total sacks.

**WYATT'S COMING FOR YOU**

- One of the top young defenders in the Big 12 the last two seasons has improved as a junior as **Wyatt Hubert** is back after earning First Team All-Big 12 honors in 2019.
- This season, Hubert has 8.5 tackles for loss and 5.5 sacks to rank third and fourth in the Big 12, respectively. He tallied career highs in both categories against Oklahoma State, totaling 3.5 TFLs and 2.5 sacks.
- His sack total against OSU was the highest by a Wildcat since Jordan Willis had 3.5 vs. Louisiana Tech in 2015 and the most in a Big 12 game since Ryan Mueller had 3.0 against Texas Tech in 2013.
- The Topeka, Kansas, native ranks 17th nationally among active players in career sacks, but he is the top non-senior in that category.

**CAREER SACKS AMONG NON-SENIORS**

Rk.	Player, Team	Sacks
1.	<b>Wyatt Hubert, K-State</b>	17.0
	Chris Rumph II, Duke	17.0
3.	Dom Peterson, Nevada	16.0
4.	Darius Hodge, Marshall	15.0
5.	Ronnie Perkins, Oklahoma	14.5

**WILEY PLAYING WILD**

- Senior defensive tackle **Drew Wiley** entered the season with 21 tackles and 2.0 tackles for loss in 38 games as a reserve over his first three seasons.
- Earning his first-career eight starts in eight games this year, the Vinton, Iowa, product has been a dominant force in the interior of the Wildcat defensive line as he has 19 tackles, including 7.0 TFLs and 3.5 sacks.
- Wiley is the first K-State interior defensive lineman with at least 7.0 TFLs and 3.5 sacks in a season since Will Geary in 2017.
- He set a new career high with seven tackles at West Virginia, the most by a Wildcat interior defensive lineman since Geary tallied eight at TCU in the 2016 regular-season finale.
- The contest against the Mountaineers featured 2.5 TFLs, the most by a Wildcat interior defensive lineman since Geary had 3.0 against Baylor in 2017.

**TWO NEW STARTERS**

- K-State started a pair of new linebackers at Iowa State as senior **Cody Fletcher** and sophomore **Daniel Green** filled in.
- It was the first-career starts for Fletcher and Green, who were playing in their 27th and 21st career games, respectively.
- Fletcher led K-State with a career-best nine tackles.

**WILDCATS IN THE NFL**



As the NFL enters its second century, K-State has 12 of its former players in the NFL to start the year. Of the 12 players, six are on offense, five are on defense, and one is a kicker. The longest-tenured former Wildcats are now **Tyler Lockett** and **Cornelius Lucas** as both are entering their sixth season, taking over the spot previously occupied by **Darren Sproles**, who retired after his 15th season last year.

Players on new teams from last year are **B.J. Finney** (Pittsburgh to Seattle, now Cincinnati), **Elijah Lee** (San Francisco to Detroit, now Cleveland), **Cornelius Lucas** (Chicago to Washington) and **D.J. Reed Jr.** (San Francisco to Seattle).

Name	Team	Pos.	Exp.
Deante Burton*	Dallas	DB	3rd
B.J. Finney	Cincinnati	OL	5th
Elijah Lee	Cleveland	LB	4th
Tyler Lockett	Seattle	WR	6th
Cornelius Lucas	Washington	OT	6th
Matt McCrane*	Cleveland	K	1st
Byron Pringle	Kansas City	WR	3rd
D.J. Reed Jr.	Seattle	DB	3rd
Dalton Risner	Denver	OL	2nd
Duke Shelley	Chicago	DB	2nd
Cody Whitehair	Chicago	OL	5th
Jordan Willis	San Francisco	DE	4th

\* – Practice Squad

**NFL CATS – WEEK 12**

**THURSDAY, NOVEMBER 26**

Washington – **Cornelius Lucas** at Dallas – **Deante Burton**  
3:30 p.m. (FOX)

**SUNDAY, NOVEMBER 29**

Cleveland – **Elijah Lee, Matt McCrane** at Jacksonville  
12 p.m. (FOX)

New York Giants at Cincinnati – **B.J. Finney**  
12 p.m. (FOX)

San Francisco – **Jordan Willis** at Los Angeles Rams  
3:05 p.m. (FOX)

New Orleans at Denver – **Dalton Risner**  
3:05 p.m. (FOX)

Kansas City – **Byron Pringle** at Tampa Bay  
3:25 p.m. (CBS)

Chicago – **Duke Shelley, Cody Whitehair** at Green Bay  
7:20 p.m. (NBC)

**MONDAY, NOVEMBER 30**

Seattle – **Tyler Lockett, D.J. Reed Jr.** at Philadelphia  
7:15 p.m. (ESPN)

▼ ON THIS DATE

NOV  
28

Record.....4-5  
Streak.....Won 1  
Last Time.....W, 45-14 at Kansas  
2015 • Lawrence, Kan.

ALL-TIME GAMES ON NOVEMBER 28

Year	h/a	Opponent	Score	W/L
1896	a	Fort Riley	0-14	L
1898	h	Ottawa	6-16	L
1907	h	KSTC, Emporia	21-0	W
1912	h	Washburn	21-3	W
1918	a	Kansas	7-13	L
1929	a	Marquette	6-25	L
1942	a	Nebraska	19-0	W
1964	a	New Mexico	7-9	L
2015	a	Kansas	45-14	W

^ First recorded game in K-State history; Thanksgiving Day

▼ 2020 HONOR ROLL

**PHILLP BROOKS • SOPHOMORE • WR/RETURNER**

- Big 12 Special Teams of the Week (Kansas)

**WILL HOWARD • FRESHMAN • QUARTERBACK**

- Big 12 Newcomer of the Week (TCU)

**WYATT HUBERT • JUNIOR • DEFENSIVE END**

- Ted Hendricks Award watch list  
- Bednarik Award watch list  
- Bronko Nagurski Trophy watch list  
- Preseason All-Big 12

**MALIK KNOWLES • SOPHOMORE • WIDE RECEIVER**

- Earl Campbell Tyler Rose Award watch list

**NICK LENNERS • JUNIOR • TIGHT END/FULLBACK**

- Preseason All-Big 12

**BLAKE LYNCH • SENIOR • PLACE KICKER**

- Lou Groza Award watch list

**JAHRON McPHERSON • SENIOR • DEFENSIVE BACK**

- Walter Camp National Def. Player of the Week (Oklahoma)  
- Nagurski Trophy Player of the Week (Oklahoma)  
- Thorpe Award Player of the Week (Oklahoma)  
- Big 12 Defensive Player of the Week (Oklahoma)

**AJ PARKER • SENIOR • DEFENSIVE BACK**

- Thorpe Award Player of the Week (TCU)  
- Big 12 Defensive Player of the Week (TCU)

**SKYLAR THOMPSON • SENIOR • QUARTERBACK**

- Big 12 Offensive Player of the Week (Oklahoma)  
- Davey O'Brien Award Great 8 Quarterback (Oklahoma)  
- Maxwell Award watch list  
- Manning Award watch list  
- Johnny Unitas Golden Arm Award watch list  
- Witten Collegiate Man of the Year Award Semifinalist  
- Wuerffel Trophy watch list

**DEUCE VAUGHN • FRESHMAN • RUNNING BACK**

- Big 12 Newcomer of the Week (Texas Tech)  
- Big 12 Newcomer of the Week (Oklahoma)

**CHRIS KLIEMAN • HEAD COACH**

- Dodd Trophy Coach of the Week (Oklahoma)

WELCOME BACK JUSTIN

- When **Justin Hughes** started at linebacker in the 2020 opener, it marked his first game played in 658 days following a season-ending injury during 2019 spring practices.
- Hughes, who earned a medical hardship for the 2019 season, started each of the final seven games in 2018.
- Alongside Hughes is his former high school teammate **Elijah Sullivan**, who has started 23 career games, including a current streak of 19.
- Hughes (43) and Sullivan (39) rank second and third on the team in tackles, respectively.

SPECIAL TEAMS NOTES  
VERY EFFICIENT

- Kansas State has always been known to have excellent special teams, and that trend has continued in 2020.
- The Wildcats rank second nationally in special teams efficiency according to ESPN.

▼ SPECIAL TEAMS EFFICIENCY\*

Rk.	School	EFF
1.	Boise State	94.7
2.	<b>K-State</b>	<b>85.5</b>
3.	Utah State	82.8
4.	Oregon State	77.6
5.	LSU	77.4

\* According to ESPN

BLOCKED KICKS

- K-State blocked punts in the first three games of the season and also blocked a field goal in its fourth game of the year at TCU.
- It is the first time K-State has blocked a kick in four-straight games since at least 1990. Additionally, the blocked punts in the first three games marked the first time the Wildcats accomplished that feat in three-consecutive games since 1995 (Nebraska, Kansas and Oklahoma).
- K-State was the first team in the FBS to block kicks in each of the first four games of a season since Texas did so in 2016.
- When the Wildcats blocked punts in each of the first three games, they were the first FBS team to do so since Memphis in 2012.

SCORING IN THE THIRD PHASE

- Kansas State has been far and away the best team among FBS programs over the last 16 years when it comes to scoring via a kickoff or punt return.
- The Wildcats have a combined 55 kickoff- and punt-return touchdowns since 2005, 23 more than any other FBS school during that stretch.

▼ PR/KOR TOUCHDOWNS SINCE 2005

Rk.	School	PR/KOR TDs
1.	<b>K-State</b>	<b>55</b>
2.	Alabama	32
3.	Oregon	31
T4.	Oklahoma State	29
	USC	29

DEFENSE ON KICKOFFS

- K-State has been consistent in terms of kickoff coverage as the Cats have not allowed a kickoff-return touchdown in the last 96 games, the last being against Louisiana on September 7, 2013. During that stretch, K-State has defended against 335 kickoff returns.
- Since that Louisiana game, the Wildcats have returned 12 kickoffs of their own for touchdowns.

BROOKS' HISTORIC DAY

- Sophomore **Phillip Brooks** put together a historic performance against Kansas, setting the school record with 189 punt-return yards and becoming the first player in school history with two punt-return touchdowns in a single game.
- A product of Lee's Summit, Missouri, Brooks' two punt-return touchdowns were the most by a Big 12 player in a conference game in school history.
- Additionally, his 47.25-yard average on punt returns vs. Kansas is the highest by any player nationally with at least 4 attempts since 1996.
- For his effort against the Jayhawks, Brooks picked up Big 12 Special Teams Player of the Week accolades.

▼ SINGLE-GAME PUNT RETURN AVG\*

Player, School (Date)	Opponent	Ret.	Yards	Avg
<b>Phillip Brooks, K-State (10/24/20)</b>	<b>Kansas</b>	<b>4</b>	<b>189</b>	<b>47.3</b>
Keyonte Martin-Manley, Iowa (9/21/13)	W. Michigan	4	184	46.0
David Allen, K-State (9/19/98)	Texas	4	172	43.0
Trindon Holliday, LSU (9/13/08)	North Texas	4	163	40.8
Steve Smith Sr., Utah (11/13/99)	New Mexico	4	163	40.8

\* Since 1996 among those with at least four returns

LYNCH IS ACCURATE

- Senior **Blake Lynch** has proven to be an accurate kicker as his career field goal percentage of 84.3% (43-for-51) currently ranks second in school history, fifth in Big 12 history and 11th nationally among active players.
- Lynch, a two-time Lou Groza Award candidate, ranked third in school history a year ago with his 90.5% mark.

▼ BIG 12 CAREER FIELD GOAL %

Player, School (Years)	FGM	FGA	Pct.
Alex Henery, Nebraska (2007-10)	68	76	89.5
Matthew McCrane, K-State (2014-17)	57	66	86.4
Clayton Hatfield, Texas Tech (2015-18)	50	59	84.4
Quinn Sharp, Oklahoma State (2009-12)	50	59	84.7
<b>Blake Lynch, K-State (2018-20)</b>	<b>43</b>	<b>51</b>	<b>84.3</b>

FROM DEEP

- After going 2-for-6 from 45 yards or longer in his first two seasons as the primary kicker, **Blake Lynch** has turned in a pair of field goals from 50 or more yards this season, the first two of his career.
- He is tied for fourth in the nation this year in field goals of 50 or more yards.
- Lynch connected on the eventual game-winning at Oklahoma, a 50-yarder with 4:32 left in the game. It was the first field goal in school history of 50 or more yards that served as the game winner with less than five minutes left.
- Lynch, who also connected on a 53-yarder at TCU, is now tied for fourth in school history in 50-plus yard field goal connections in a season. He needs one more to tie the record.

▼ **OPPONENT BREAKDOWN**



**DAVE ARANDA**  
Overall Record: 1-5  
Overall Season: 1st  
Record at BU: Same  
Season at BU: Same

**BAYLOR STATISTICAL LEADERS**

<b>RUSHING</b>	Att	Net	Avg	TD	Lg	YPG	
Craig Williams	26	197	7.6	2	32	49.2	
John Lovett	36	125	3.5	1	19	31.2	
<b>PASSING</b>	Cmp	Att	Int	Pct	Yds	TD	YPG
Charlie Brewer	124	200	6	62.0	1,278	11	213.0
<b>RECEIVING</b>	No	Yds	Avg	TD	Long	YPG	
R.J. Sneed	27	349	12.9	2	39	58.2	
Gavin Holmes	23	177	7.7	1	25	29.5	
Trestan Ebner	18	224	12.4	2	58	37.3	
<b>DEFENSE</b>	Solo	Ast	Total	TFL-Yds	Sacks-Yds	INT-Yds	
Terrel Bernard	34	21	55	6.5-19	3.5-15	1-0	
Dillon Doyle	26	14	40	3.0-23	1.0-3	0-0	
Jalen Pitre	26	13	39	7.0-21	0.0-0	2-56	

**2020 SCHEDULE**

Date	Opponent	Time (TV)/Result
Sept. 19	Houston	PPD
Sept. 26	Kansas*	W, 47-14
Oct. 3	at West Virginia*	L, 21-27
Oct. 24	at Texas*	L, 16-27
Oct. 31	TCU*	L, 31-38
Nov. 7	at Iowa State*	L, 31-38
Nov. 14	at Texas Tech*	L, 23-24
Nov. 28	K-State*	6 p.m./ESPN2
Dec. 5	at Oklahoma*	TBA
Dec. 12	Oklahoma State*	TBA

\* Big 12 Conference Game

▼ **SERIES HISTORY**

**18<sup>TH</sup> MEETING**

**K-STATE LEADS, 9-8**

Record at Home .....	5-3
Record at Baylor .....	4-5
Games Decided by 3 Points or Less .....	1-1
Games Decided by 7 Points or Less .....	1-3
Longest Winning Streak .....	5
Longest Losing Streak .....	4
Current Streak .....	Lost 2
Last 10 Games .....	3-7
Biggest Win .....	49-6 (1998)
Biggest Loss .....	24-52 (2012)

9/20/1969 .....	W	45-15	A
11/7/1998 .....	W	49-6	A
10/30/1999 .....	W	48-7	H
10/26/2002 .....	W	44-10	A
11/1/2003 .....	W	38-10	H
9/30/2006 .....	L	3-17	A
10/27/2007 .....	W	51-13	H
10/23/2010 .....	L	42-47	A
10/1/2011 .....	W	36-35	H
11/17/2012 .....	L	24-52	A
10/12/2013 .....	L	25-35	H
12/6/2014 .....	L	27-38	A
11/5/2015 .....	L	24-31	H
11/19/2016 .....	W	42-21	A
9/30/2017 .....	W	33-20	H
10/6/2018 .....	L	34-37	A
10/5/2019 .....	L	12-31	H

▼ **BAYLOR AT A GLANCE**

- Baylor comes off its bye week with a 1-5 overall and Big 12 record.
- BU opened the Dave Aranda era with a 47-14 victory over Baylor but has dropped five-straight since then, including an overtime loss at West Virginia and more recently a 24-23 loss to Texas Tech on a game-winning field goal as time expired.
- The Bears are led by senior quarterback Charlie Brewer, who has thrown for 1,278 yards and 11 scores on 124-of-200 (62.0%) aim.
- Ten different Bears have caught six or more passes, led by RJ Sneed's 27 receptions for 349 and a pair of touchdowns.
- The Bears lead the Big 12 with a plus-6 turnover margin.
- On defense, five different players have recorded interceptions.
- A pair of linebackers lead the Bears in tackles in Terrel Bernard (55) – who is out for the season – and Dillon Doyle (40) – a transfer from Iowa.

▼ **SERIES NOTES**

- K-State leads the all-time series, 9-8, with eight of the nine wins coming since the Big 12's inception in 1996.
- The Wildcats won the first five games against the Bears, which stands as the longest winning streak by either program in the series. Baylor's longest winning streak was four games between 2012 and 2015.
- The teams have split the last four games with K-State earning wins in 2016 and 2017 prior to the Bears' current two-game streak.
- Last time in Waco, there were three ties and eight lead changes in an eventual 37-34 Baylor win. With the game tied at 34, Baylor drove 76 yards in 12 plays and won the game on a 29-yard field goal with eight seconds remaining.

▼ **NCAA TEAM RANKINGS**



CATEGORY	KS	BU
Rushing Offense	101	114
Passing Offense	73	78
Total Offense	115	116
Scoring Offense	87	77
Rushing Defense	72	73
Passing Defense	69	28
Total Defense	76	43
Scoring Defense	54	52
3rd Down Offense	106	103
3rd Down Defense	59	33
Red Zone Offense	19	100
Red Zone Defense	35	70
Net Punting	49	101
Punt Returns	3	94
Kickoff Returns	107	13
Turnover Margin	58	11
Time of Possession	90	79
Penalty Yards	102	83

Out of 127 teams



2019 RECAP

rv/rv <b>BAYLOR</b>	<b>0</b>	<b>10</b>	<b>7</b>	<b>14</b>	<b>-</b>	<b>31</b>
rv/rv <b>K-STATE</b>	<b>3</b>	<b>0</b>	<b>3</b>	<b>6</b>	<b>-</b>	<b>12</b>

Oct. 5 | Bill Snyder Family Stadium | Manhattan, Kan. | 2:40 p.m. | Att: 50,448



DALTON SCHOEN

TEAM STATISTICS

	BU	K-STATE
<b>FIRST DOWNS</b>	<b>18</b>	<b>21</b>
Rushing	6	5
Passing	11	14
Penalty	1	2
<b>NET YARDS RUSHING</b>	<b>158</b>	<b>123</b>
Rushing Attempts	31	40
Average Per Rush	5.1	3.1
Rushing Touchdowns	3	0
Yards Gained Rushing	194	162
Yards Lost Rushing	36	39
<b>NET YARDS PASSING</b>	<b>268</b>	<b>218</b>
Completions-Attempts-Int	15-24-0	22-34-1
Average Per Attempt	11.2	6.4
Average Per Completion	17.9	9.9
Passing Touchdowns	1	1
<b>TOTAL OFFENSE YARDS</b>	<b>426</b>	<b>341</b>
Total offense plays	55	74
Average Gain Per Play	7.7	4.6
<b>Fumbles: Number-Lost</b>	<b>1-0</b>	<b>3-1</b>
<b>Penalties: Number-Yards</b>	<b>7-52</b>	<b>5-35</b>
<b>PUNTS-YARDS</b>	<b>6-192</b>	<b>6-245</b>
Average Yards Per Punt	32.0	40.8
Net Yards Per Punt	32.0	40.8
Inside 20	1	3
50+ Yards	0	1
Touchbacks	0	0
Fair catch	2	3
<b>KICKOFFS-YARDS</b>	<b>6-350</b>	<b>3-194</b>
Average Yards Per Kickoff	58.3	64.7
Net Yards Per Kickoff	41.8	41.0
Touchbacks	1	2
Fair Catch Yards	0	0
<b>Punt returns: Number-Yards-TD</b>	<b>0-0-0</b>	<b>0-0-0</b>
Average Per Return	0.0	0.0
<b>Kickoff returns: Number-Yds-TD</b>	<b>1-21-0</b>	<b>4-74-0</b>
Average Per Return	21.0	18.5
<b>Interceptions: Number-Yds-TD</b>	<b>1-17-0</b>	<b>0-0-0</b>
<b>Fumble Returns: Number-Yds-TD</b>	<b>0-0-0</b>	<b>0-0-0</b>
<b>Possession Time</b>	<b>23:15</b>	<b>36:45</b>
1st Quarter	7:15	7:45
2nd Quarter	5:44	9:16
3rd Quarter	3:56	11:04
4th Quarter	6:20	8:40
<b>Third-Down Conversions</b>	<b>2 of 9</b>	<b>6 of 17</b>
<b>Fourth-Down Conversions</b>	<b>0 of 0</b>	<b>1 of 2</b>
<b>Red-Zone Scores-Chances</b>	<b>3-3</b>	<b>3-3</b>
Touchdowns	2-3	1-3
Field goals	1-3	2-3
<b>Sacks By: Number-Yards</b>	<b>6-24</b>	<b>1-17</b>
<b>PAT Kicks</b>	<b>4-4</b>	<b>0-0</b>
<b>Field Goals</b>	<b>1-1</b>	<b>2-2</b>

► Game Notes

• Kansas State finished the game with 123 rushing yards on 40 carries... The Wildcats now have 1,089 rushing yards this season, marking just the eighth time since 2000 and just the second since 2013 they hit the 1,000-yard mark in the first five games.

• K-State's defense logged a season-best 7.0 tackles-for-loss, including a sack by junior defensive end **Bronson Massie**... In all, eight different players contributed to a defensive stop behind the line of scrimmage.

• Senior wide receiver **Dalton Schoen** hauled in six receptions for 69 yards... He moved from 29th to 25th in school history with 1,209 career receiving yards... His six receptions were a new career high, besting the five he had at Texas and Texas Tech in 2017 in addition to the Texas game in 2018.

• Redshirt freshman wide receiver **Phillip Brooks** caught seven passes to lead K-State for the first time in his career... The seven catches were also a new career high, in addition to a career-best in receiving yards (69).

• Junior **Blake Lynch** was true on both of his field goal attempts from distances of 31 and 30 yards... Coupled with two field goals last week at Oklahoma State, it was the second time in his career he had multiple field goals in consecutive games... The first was against UTSA and at West Virginia in September last season.

• Senior **Devin Ancil** punted six times for a 40.8-yard average... Three of his punts landed inside the Bear 20-yard line, including three inside the 10-yard line, doubling his season tally for punts into the red zone to six.

BEARS HAND K-STATE BIG 12 HOME LOSS

MANHATTAN, Kan. — K-State's searching for consistency. The Wildcats could not find much of it in a 31-12 loss to Baylor in Bill Snyder Family Stadium.

K-State forced Baylor into five three-and-outs and six punts, including three straight of the latter to open the game. The Bears, however, collected 295 yards (69 percent) of their 426 yards of total offense on their four touchdown drives.

"We need to get consistent in everything — our fits, our reads and, especially today, tackling. We can't allow that to happen," K-State senior defensive tackle Jordan Mittie said. "(Baylor's) last touchdown was a misfit, and (those are) just things we have to clean up. It can't keep happening if we want to go out and do something in this conference."

Wildcat punter Devin Ancil twice pinned Baylor inside its 10-yard line. The first time, the Bears responded with a six-play, 98-yard touchdown drive in the second quarter to go up 10-3. Early in the third, the Bears went 91 yards in six plays for a touchdown to go up 17-3.

"The (98-yard drive) was the big one because Devin does a great job of pinning them down in a field position game. It was 3-3 and both defenses were playing well," K-State head coach Chris Klieman said. "That hurt. Obviously, it was a poor job by us of not getting the critical stop, where it's 10-3 rather than it's 3-3 and, if they go three-and-out, five-and-out, we potentially get the ball at midfield, but we didn't. That was a big drive, big series."

K-State, offensively, struggled to replicate those types of series.

The Wildcats put together five drives of more than 35 yards for the game and entered Baylor territory five times in the second half. They failed to sustain enough offense for many of them to matter, however.

Two of K-State's longest drives ended in Blake Lynch field goals (31 yards and 29) in the red zone. A lost fumble stopped one series. On another, with 6:24 to play and K-State down 24-6, Skylar Thompson found Dalton Schoen for a 5-yard touchdown. K-State's last drive — of 10 plays, 43 yards — ended with a turnover on downs.

"Consistency. That's the biggest thing," Klieman said. "This year, we just have to be more consistent, especially in the red zone."

K-State finished with 341 yards of offense, with Thompson connecting on 22-of-34 for 218 yards that included one touchdown and an interception that led to a touchdown in the fourth quarter.

James Gilbert carried the ball 18 times and accounted for 94 of K-State's 123 rushing yards. Schoen set a new career high for catches with six that went for 69 yards, including his third touchdown reception of the season. Redshirt freshman Phillip Brooks notched career highs in receptions (seven) and yards (69).

"Offensively, we've got to be able to sustain drives," Klieman said. "We have some good plays but not enough sustained drives together."

K-State enters a bye week before hosting TCU on Saturday, October 19.

"We told the guys, 'We're going to be good, but we've got to fix some problems and some issues that have crept up the last couple of weeks.' We have it in front of us. There's ton to play for," Klieman said. "The one thing we have to do is stay together. We have a bunch of seniors I know want to be great. I'm going to challenge those guys to make sure we keep moving forward."

SCORING SUMMARY

Team	Qtr/Time	Scoring Play	Conversion	Plays-Yds-TOP	Score
KS	1st/2:11	Lynch 31 yd field goal		10-60-5:18	0-3
BU	2nd/14:27	Mayers 36 yd field goal		8-57-2:44	3-3
BU	2nd/6:38	Thornton 29 yd pass from Brewer	Mayers kick	6-98-2:28	10-3
BU	3rd/11:27	Lovett 13 yd run	Mayers kick	6-91-2:09	17-3
KS	3rd/0:21	Lynch 29 yd field goal		12-61-6:24	17-6
BU	4th/10:34	Bohanon 4 yd run	Mayers kick	6-63-2:02	24-6
KS	4th/6:24	Schoen 5 yd pass from Thompson	Thompson rush failed	9-67-4:04	24-12
BU	4th/5:37	Lovett 46 yd run	Mayers kick	2-43-0:46	31-12

STATISTICAL LEADERS

► Baylor

Rushing	Att	Yds	TD	Lg	Avg
Hasty	8	87	0	33	10.9
Lovett	7	74	2	46	10.6
Ebner	9	16	0	6	1.8
Platt	1	2	0	2	2.0
Bohanon	3	1	1	4	0.3
Brewer	3	-22	0	0	-7.3

► Kansas State

Rushing	Att	Yds	TD	Lg	Avg
Gilbert	18	94	0	29	5.2
Ervin	5	21	0	12	4.2
Thompson	11	6	0	11	0.5
Trotter	5	5	0	4	1.0
Youngblood	1	-3	0	0	-3.0

Passing	C-A-I	Yds	TD	Lg	Sack
Brewer	14-23-0	230	1	29	1
Bohanon	1-1-0	38	0	38	0

Passing	C-A-I	Yds	TD	Lg	Sack
Thompson	22-34-1	218	1	27	6

Receiving	Rec	Yds	TD	Lg
Mims	5	83	0	27
Thornton	4	92	1	29
Sneed	2	52	0	38
Ebner	2	24	0	23
Platt	1	12	0	12
Hasty	1	5	0	5

Receiving	Rec	Yds	TD	Lg
Brooks	7	69	0	18
Schoen	6	69	1	27
Gilbert	2	21	0	16
Lenners	2	20	0	11
Youngblood	2	15	0	10
Wheeler	1	13	0	13
Weber	1	6	0	6
Knowles	1	5	0	5



▼ CAREER STATS vs BAYLOR

**PHILLIP BROOKS – RECEIVING**

Year	G/S	Rec	Yds	Avg.	TD	Long
2019	1/0	7	69	9.9	0	18
<b>TOTAL</b>	<b>1/0</b>	<b>7</b>	<b>69</b>	<b>9.9</b>	<b>0</b>	<b>18</b>

**CAREER-HIGHS** – Catches: 7 (2019); Yards: 69 (2019); Long Catch: 18 (2019).

**TYLER BURNS – SPECIAL TEAMS TACKLES**

Year	G	KO TKLS	PUNT TKLS	ST TKLS
2017	1	0	1	1
2019	1	0	0	0
<b>TOTAL</b>	<b>2</b>	<b>0</b>	<b>1</b>	<b>1</b>

**CAREER HIGHS** – Total Tackles: 1 (2017); Solos: 1 (2017).

**ROSS ELDER – DEFENSE**

Year	G/S	UA-AT-TT	TFL-Yds	Sack	INT	PD	F/R
2018	1/0	0-1-1	0.0-0	0.0-0	0	0	0/0
2019	1/0	0-0-0	0.0-0	0.0-0	0	0	0/0
<b>TOTAL</b>	<b>2/0</b>	<b>0-1-1</b>	<b>0.0-0</b>	<b>0.0-0</b>	<b>0</b>	<b>0</b>	<b>0/0</b>

**CAREER HIGHS** – Tackles: 1 (2018).

**CODY FLETCHER – DEFENSE**

Year	G/S	UA-AT-TT	TFL-Yds	Sack	INT	PD	F/R
2018	1/0	3-3-6	0.0-0	0.0-0	0	0	0/0
<b>TOTAL</b>	<b>1/0</b>	<b>3-3-6</b>	<b>0.0-0</b>	<b>0.0-0</b>	<b>0</b>	<b>0</b>	<b>0/0</b>

**CAREER HIGHS** – Tackles: 6 (2018); Solos: 3 (2018).

**DANIEL GREEN – DEFENSE**

Year	G/S	UA-AT-TT	TFL-Yds	Sack	INT	PD	F/R
2019	1/0	2-0-2	1.0-4	0.0-0	0	0	0/0
<b>TOTAL</b>	<b>1/0</b>	<b>2-0-2</b>	<b>1.0-4</b>	<b>0.0-0</b>	<b>0</b>	<b>0</b>	<b>0/0</b>

**CAREER HIGHS** – Tackles: 2 (2019); Solos: 2 (2019); TFL: 1.0 (2019).

**WYATT HUBERT – DEFENSE**

Year	G/S	UA-AT-TT	TFL-Yds	Sack	INT	PD	F/R
2018	1/0	2-2-4	1.5-7	1.5-7	0	0	0/0
2019	1/1	1-0-1	0.0-0	0.0-0	0	0	0/0
<b>TOTAL</b>	<b>2/1</b>	<b>3-2-5</b>	<b>1.5-7</b>	<b>1.5-7</b>	<b>0</b>	<b>0</b>	<b>0/0</b>

**CAREER HIGHS** – Tackles: 2 (2018); Solos: 2 (2018); TFL: 1.5 (2018); Sacks: 1.5 (2018).

**JUSTIN HUGHES – DEFENSE**

Year	G/S	UA-AT-TT	TFL-Yds	Sack	INT	PD	F/R
2018	1/1	6-5-11	0.0-0	0.0-0	0	0	1/0
<b>TOTAL</b>	<b>1/1</b>	<b>6-5-11</b>	<b>0.0-0</b>	<b>0.0-0</b>	<b>0</b>	<b>0</b>	<b>1/0</b>

**CAREER HIGHS** – Tackles: 11 (2018); Solos: 6 (2018); FF: 1 (2018).

**WAYNE JONES – DEFENSE**

Year	G/S	UA-AT-TT	TFL-Yds	Sack	INT	PD	F/R
2019	1/1	3-2-5	0.0-0	0.0-0	0	0	0/0
<b>TOTAL</b>	<b>1/1</b>	<b>3-2-5</b>	<b>0.0-0</b>	<b>0.0-0</b>	<b>0</b>	<b>0</b>	<b>0/0</b>

**CAREER HIGHS** – Tackles: 5 (2019); Solos: 3 (2019).

**MALIK KNOWLES – RECEIVING**

Year	G/S	Rec	Yds	Avg.	TD	Long
2019	1/1	1	5	5.0	0	5
<b>TOTAL</b>	<b>1/1</b>	<b>1</b>	<b>5</b>	<b>5.0</b>	<b>0</b>	<b>5</b>

**CAREER-HIGHS** – Catches: 1 (2019); Yards: 5 (2019); Long Catch: 5 (2019).

**NICK LENNERS – RECEIVING**

Year	G/S	Rec	Yds	Avg.	TD	Long
2017	1/0	0	0	0.0	0	0
2019	1/0	2	20	10.0	0	11
<b>TOTAL</b>	<b>2/0</b>	<b>2</b>	<b>20</b>	<b>10.0</b>	<b>0</b>	<b>11</b>

**CAREER-HIGHS** – Catches: 2 (2019); Yards: 20 (2019); Long Catch: 11 (2019).

**BLAKE LYNCH – FIELD GOALS**

Year	FGM-A	Pct.	1-19	20-29	30-39	40-49	50+
2019	2-2	1.000	0-0	1-1	1-1	0-0	0-0
<b>TOTAL</b>	<b>2-2</b>	<b>1.000</b>	<b>0-0</b>	<b>1-1</b>	<b>1-1</b>	<b>0-0</b>	<b>0-0</b>

**CAREER HIGHS** – Field Goals: 2 (2019); Long Field Goal: 31 (2019).

**BRONSON MASSIE – DEFENSE**

Year	G/S	UA-AT-TT	TFL-Yds	Sack	INT	PD	F/R
2018	1/0	1-2-3	0.0-0	0.0-0	0	0	0/0
2019	1/0	2-0-2	1.0-17	1.0-17	0	0	0/0
<b>TOTAL</b>	<b>2/0</b>	<b>3-2-5</b>	<b>1.0-17</b>	<b>1.0-17</b>	<b>0</b>	<b>0</b>	<b>0/0</b>

**CAREER HIGHS** – Tackles: 3 (2018); Solos: 2 (2019); TFL: 1.0 (2019); Sacks: 1.0 (2019).

**JAHRON McPHERSON – DEFENSE**

Year	G/S	UA-AT-TT	TFL-Yds	Sack	INT	PD	F/R
2019	1/1	3-0-3	0.0-0	0.0-0	0	0	0/0
<b>TOTAL</b>	<b>1/1</b>	<b>3-0-3</b>	<b>0.0-0</b>	<b>0.0-0</b>	<b>0</b>	<b>0</b>	<b>0/0</b>

**CAREER HIGHS** – Tackles: 3 (2019); Solos: 3 (2019).

**BROCK MONTY – SPECIAL TEAMS TACKLES**

Year	G	KO TKLS	PUNT TKLS	ST TKLS
2017	1	0	0	0
2018	1	0	1	1
2019	1	1	0	1
<b>TOTAL</b>	<b>3</b>	<b>1</b>	<b>1</b>	<b>2</b>

**CAREER HIGHS** – Total Tackles: 1 (twice); Solos: 1 (2019).

**AJ PARKER – DEFENSE**

Year	G/S	UA-AT-TT	TFL-Yds	Sack	INT	PD	F/R
2017	1/0	1-0-1	0.0-0	0.0-0	0	0	0/0
2018	1/1	8-1-9	0.0-0	0.0-0	0	0	0/0
2019	1/1	6-2-8	1.0-2	0.0-0	0	1	0/0
<b>TOTAL</b>	<b>3/2</b>	<b>15-3-18</b>	<b>1.0-2</b>	<b>0.0-0</b>	<b>0</b>	<b>1</b>	<b>0/0</b>

**CAREER HIGHS** – Tackles: 9 (2018); Solos: 8 (2018); PD: 1 (2019).

**ELIJAH SULLIVAN – DEFENSE**

Year	G/S	UA-AT-TT	TFL-Yds	Sack	INT	PD	F/R
2016	1/0	1-0-1	0.0-0	0.0-0	0	0	0/0
2017	1/0	1-1-2	0.0-0	0.0-0	0	0	0/0
2019	1/1	1-2-3	0.5-0	0.0-0	0	0	0/0
<b>TOTAL</b>	<b>3/1</b>	<b>3-3-6</b>	<b>0.0-0</b>	<b>0.0-0</b>	<b>0</b>	<b>0</b>	<b>0/0</b>

**CAREER HIGHS** – Tackles: 3 (2019); Solos: 1 (three times).

**SKYLAR THOMPSON – PASSING**

Year	G/S	Cpl	Att	Int	Pct.	Yds.	TD	Lg	Effic.
2018	1/1	15	26	2	57.7	149	1	28	103.1
2019	1/1	22	34	1	67.7	218	1	27	122.4
<b>TOTAL</b>	<b>2/2</b>	<b>37</b>	<b>60</b>	<b>3</b>	<b>61.7</b>	<b>367</b>	<b>2</b>	<b>28</b>	<b>114.0</b>

**CAREER-HIGHS** – Comp: 22 (2019); Att: 34 (2019); Yards: 218 (2019); TD: 1 (twice); Long Pass: 28 (2018).

**SKYLAR THOMPSON – RUSHING**

Year	G/S	Rush	Yds	Avg.	TD	Long
2018	1/1	9	50	5.6	1	52
2019	1/1	11	6	0.5	0	11
<b>TOTAL</b>	<b>2/2</b>	<b>20</b>	<b>56</b>	<b>2.8</b>	<b>1</b>	<b>52</b>

**CAREER-HIGHS** – Rushes: 11 (2019); Yards: 50 (2018); TD: 1 (2018); Long Rush: 52 (2018).

**HARRY TROTTER – RUSHING**

Year	G/S	Rush	Yds	Avg.	TD	Long
2019	1/1	5	5	1.0	0	4
<b>TOTAL</b>	<b>1/1</b>	<b>5</b>	<b>5</b>	<b>1.0</b>	<b>0</b>	<b>4</b>

**CAREER-HIGHS** – Rushes: 5 (2019); Yards: 5 (2019); Long Rush: 4 (2019).

**HARRY TROTTER – PUNT RETURNS**

Year	G	Ret	Yds	Avg.	TD	Long
2019	1	1	3	3.0	0	3
<b>TOTAL</b>	<b>1</b>	<b>1</b>	<b>3</b>	<b>3.0</b>	<b>0</b>	<b>3</b>

**CAREER-HIGHS** – Returns: 1 (2019); Yards: 3 (2019); Long Return: 3 (2019).

**LANDRY WEBER – RECEIVING**

Year	G/S	Rec	Yds	Avg.	TD	Long
2018	1/0	0	0	0.0	0	0
2019	1/0	1	6	6.0	0	6
<b>TOTAL</b>	<b>2/0</b>	<b>1</b>	<b>6</b>	<b>6.0</b>	<b>0</b>	<b>6</b>

**CAREER-HIGHS** – Catches: 1 (2019); Yards: 6 (2019); Long Catch: 6 (2019).

**LANDRY WEBER – SPECIAL TEAMS TACKLES**

Year	G	KO TKLS	PUNT TKLS	ST TKLS
2018	1	1	0	1
2019	1	0	0	0
<b>TOTAL</b>	<b>1</b>	<b>1</b>	<b>0</b>	<b>1</b>

**CAREER HIGHS** – Total Tackles: 1 (2018).

**DREW WILEY – DEFENSE**

Year	G/S	UA-AT-TT	TFL-Yds	Sack	INT	PD	F/R
2017	1/0	0-0-0	0.0-0	0.0-0	0	0	0/0
2018	1/0	0-0-0	0.0-0	0.0-0	0	0	0/0
2019	1/0	0-1-1	0.5-1	0.0-0	0	0	0/0
<b>TOTAL</b>	<b>3/0</b>	<b>0-1-1</b>	<b>0.5-1</b>	<b>0.0-0</b>	<b>0</b>	<b>0</b>	<b>0/0</b>

**CAREER HIGHS** – Tackles: 1 (2019); TFL: 0.5 (2019).

**SAMMY WHEELER – RECEIVING**

Year	G/S	Rec	Yds	Avg.	TD	Long
2019	1/0	1	13	13.0	0	13
<b>TOTAL</b>	<b>1/0</b>	<b>1</b>	<b>13</b>	<b>13.0</b>	<b>0</b>	<b>13</b>

**CAREER-HIGHS** – Catches: 1 (2019); Yards: 13 (2019); Long Catch: 13 (2019).

▼ BIG 12 STANDINGS

	Overall	Big 12
Iowa State	6-2	6-1
Oklahoma	6-2	5-2
Oklahoma State	5-2	4-2
Texas	5-2	4-2
West Virginia	5-3	4-3
<b>Kansas State</b>	<b>4-4</b>	<b>4-3</b>
TCU	3-4	3-4
Texas Tech	3-5	2-5
Baylor	1-5	1-5
Kansas	0-7	0-6

▼ THIS WEEK IN THE BIG 12

FRIDAY, NOVEMBER 27

Iowa State at Texas, 11 a.m. (ABC)

SATURDAY, NOVEMBER 28

Texas Tech at Oklahoma State, 11 a.m. (FOX)  
**K-State at Baylor, 6 p.m. (ESPN2)**  
 Oklahoma at West Virginia, 6:30 p.m. (ABC)  
 TCU at Kansas, 7 p.m. (FS1)

▼ LAST WEEK IN THE BIG 12

SATURDAY, NOVEMBER 14

**Iowa State 45, K-State 0**  
 Oklahoma 41, Oklahoma State 13

▼ NEXT WEEK IN THE BIG 12

SATURDAY, DECEMBER 5

**Texas at K-State**  
 West Virginia at Iowa State  
 Baylor at Oklahoma  
 Kansas at Texas Tech  
 Oklahoma State at TCU



**ARKANSAS STATE**  
 3-6, 1-5 SBC

Date	Opponent	Time (TV)/Result
Sept. 5	at Memphis	L, 24-37
Sept. 12	at K-State	W, 35-31
Sept. 26	Tulsa	PPD
Oct. 3	at Coastal Carolina*	L, 23-52
Oct. 10	Central Arkansas	W, 50-27
Oct. 15	Georgia State*	W, 59-52
Oct. 22	at Appalachian St.*	L, 17-45
Oct. 31	Troy*	L, 10-38
Nov. 7	at Louisiana*	L, 20-27
Nov. 21	at Texas State*	L, 45-47
Nov. 28	South Alabama*	2 p.m./ESPN3
Dec. 12	ULM*	TBA

\* Sun Belt Conference Game



**TCU**

3-4, 3-4 Big 12

Date	Opponent	Time (TV)/Result
Sept. 11	SMU	PPD
Sept. 26	Iowa State*	L, 34-37
Oct. 3	at Texas*	W, 33-31
Oct. 10	K-State*	L, 14-21
Oct. 24	Oklahoma*	L, 14-33
Oct. 31	at Baylor*	W, 33-23
Nov. 7	Texas Tech*	W, 34-18
Nov. 14	at West Virginia*	L, 6-24
Nov. 28	at Kansas*	7 p.m./FS1
Dec. 5	Oklahoma State*	TBA

\* Big 12 Conference Game



**OKLAHOMA**

6-2, 5-2 Big 12

Date	Opponent	Time (TV)/Result
Sept. 12	Missouri State	W, 48-0
Sept. 26	K-State*	L, 35-38
Oct. 3	at Iowa State*	L, 30-37
Oct. 10	vs. Texas* (Dallas, Texas)	W, 53-45 (40T)
Oct. 24	at TCU*	W, 33-14
Oct. 31	at Texas Tech*	W, 62-28
Nov. 7	Kansas*	W, 62-9
Nov. 21	Oklahoma State*	W, 41-13
Nov. 28	at West Virginia*	6:30 p.m./ABC
Dec. 5	Baylor*	TBA

\* Big 12 Conference Game



**KANSAS**

0-7, 0-6 Big 12

Date	Opponent	Time (TV)/Result
Sept. 12	Coastal Carolina	L, 23-38
Sept. 26	at Baylor*	L, 14-47
Oct. 3	Oklahoma State*	L, 7-47
Oct. 17	at West Virginia*	L, 17-38
Oct. 24	at K-State*	L, 14-55
Oct. 31	Iowa State*	L, 22-52
Nov. 7	at Oklahoma*	L, 9-62
Nov. 28	TCU*	7 p.m./FS1
Dec. 5	at Texas Tech*	TBA
Dec. 12	Texas*	TBA

\* Big 12 Conference Game



**TEXAS TECH**

3-5, 2-5 Big 12

Date	Opponent	Time (TV)/Result
Sept. 12	Houston Baptist	W, 35-33
Sept. 26	Texas*	L, 56-63 (OT)
Oct. 3	at K-State*	L, 21-31
Oct. 10	at Iowa State*	L, 15-31
Oct. 24	West Virginia*	W, 34-27
Oct. 31	Oklahoma*	L, 28-62
Nov. 7	at TCU*	L, 18-34
Nov. 14	Baylor*	W, 24-23
Nov. 28	at Oklahoma State*	11 a.m./FOX
Dec. 5	Kansas*	TBA

\* Big 12 Conference Game



**WEST VIRGINIA**

5-3, 4-3 Big 12

Date	Opponent	Time (TV)/Result
Sept. 12	Eastern Kentucky	W, 56-10
Sept. 26	at Oklahoma State*	L, 13-27
Oct. 3	Baylor*	W, 27-21 (20T)
Oct. 17	Kansas*	W, 38-17
Oct. 24	at Texas Tech*	L, 27-34
Oct. 31	K-State*	W, 37-10
Nov. 7	at Texas*	L, 13-17
Nov. 14	TCU*	W, 24-6
Nov. 28	Oklahoma*	6:30 p.m./ABC
Dec. 5	at Iowa State*	TBA

\* Big 12 Conference Game



**OKLAHOMA STATE**  
 5-2, 4-2 Big 12

Date	Opponent	Time (TV)/Result
Sept. 19	Tulsa	W, 16-7
Sept. 26	West Virginia*	W, 27-13
Oct. 3	at Kansas*	W, 47-7
Oct. 24	Iowa State*	W, 24-21
Oct. 31	Texas*	L, 34-41 (OT)
Nov. 7	at K-State*	W, 20-18
Nov. 21	at Oklahoma*	L, 13-41
Nov. 28	Texas Tech*	11 a.m./FOX
Dec. 5	at TCU*	TBA
Dec. 12	at Baylor*	TBA

\* Big 12 Conference Game



**IOWA STATE**

6-2, 6-1 Big 12

Date	Opponent	Time (TV)/Result
Sept. 12	Louisiana	L, 14-31
Sept. 26	at TCU*	W, 37-34
Oct. 3	Oklahoma*	W, 37-30
Oct. 10	Texas Tech*	W, 31-15
Oct. 24	at Oklahoma State*	L, 21-24
Oct. 31	at Kansas*	W, 52-22
Nov. 7	Baylor*	W, 38-31
Nov. 21	K-State*	W, 45-0
Nov. 27	at Texas*	11 a.m./ABC
Dec. 5	West Virginia*	TBA

\* Big 12 Conference Game



**BAYLOR**

1-5, 1-5 Big 12

Date	Opponent	Time (TV)/Result
Sept. 19	Houston	PPD
Sept. 26	Kansas*	W, 47-14
Oct. 3	at West Virginia*	L, 21-27 (20T)
Oct. 24	at Texas Tech*	L, 27-34
Oct. 31	TCU*	L, 23-33
Nov. 7	at Iowa State*	L, 31-38
Nov. 14	at Texas Tech*	L, 23-24
Nov. 28	K-State*	6 p.m./ESPN2
Dec. 5	at Oklahoma*	TBA
Dec. 12	Oklahoma State*	TBA

\* Big 12 Conference Game



**TEXAS**

5-2, 4-2 Big 12

Date	Opponent	Time (TV)/Result
Sept. 12	UTEP	W, 59-3
Sept. 26	at Texas Tech*	W, 63-56 (OT)
Oct. 3	TCU*	L, 31-33
Oct. 10	vs. Oklahoma* (Dallas, Texas)	L, 45-53 (40T)
Oct. 24	Baylor*	W, 27-16
Oct. 31	at Oklahoma State*	W, 41-34 (OT)
Nov. 7	West Virginia*	W, 17-13
Nov. 27	Iowa State*	11 a.m./ABC
Dec. 5	at K-State*	TBA
Dec. 12	at Kansas*	TBA

\* Big 12 Conference Game



# CHRIS KLIEMAN

Head Coach

27th Year in Coaching • Eighth Year as a Head Coach  
Northern Iowa '90, '92

"Stack good days on top of good days, and I promise you will be pleased with the process." That was the message throughout year one of the **Chris Klieman** era at Kansas State. And let's just say there were many good days stacked on top of one another.

Klieman, a proven winner with a championship history, was named the 35th head football coach in Kansas State history on December 10, 2018, and in year one at the helm of the K-State program, the Wildcats managed to win eight games, finish in a tie for third in the Big 12 after being picked ninth in the preseason, knocked off No. 5 Oklahoma at home for the first time since 1996, won at Mississippi State — the Wildcats first win in 11 tries inside an SEC stadium — kept the Governor's Cup in Manhattan following their 11th-straight win over rival Kansas and quickly got back to bowl eligibility after missing out the year prior. The eight wins by Klieman were the most in school history by a first-year coach and also ranked second nationally among first-year Power 5 head coaches in 2019, trailing only Ohio State's Ryan Day.

A total of 15 Wildcats earned All-Big 12 recognition in 2019, led by Special Teams Player of the Year Joshua Youngblood, who became the first true freshman in Big 12 history to be named Big 12 player of the year on offense, defense or special teams. His three kick returns for touchdowns led the nation in 2019 and sparked key Big 12 wins over Texas Tech and No. 23 Iowa State.

Klieman's work started on the field but didn't end there as the Wildcats placed a school-record 32 players on the Academic All-Big 12 teams, including a league-record 26 first-team members. Headlining the list was Adam Holtorf, who was the Big 12 Scholar Athlete of the Year, a First Team Academic All-American and candidate for the Campbell Trophy.

Prior to arriving at K-State, Klieman capped his five-year stint as head coach at North Dakota State by winning his fourth national championship in 2018. He tied Jim Tressel (Youngstown State) for the most FCS National Championships as a head coach, while he was a part of all seven of NDSU's national championships, the most in FCS history.

Klieman guided the 2018 Bison to a perfect 15-0 record, just the fifth team in FCS history to go undefeated and untied on the way to a national championship. North Dakota State also claimed that feat in 2013 when Klieman as the defensive coordinator.

A native of Waterloo, Iowa, Klieman finished first in NDSU history in winning percentage (.920) and third in victories (69).

Klieman's accomplishments as the Bison head coach came despite losing 23 seniors and welcoming seven new assistant coaches prior to his first season at the helm in 2014. That year, the Bison went 15-1 and won the national championship before going 13-2 with another national championship in 2015, 12-2 with a semifinal appearance in 2016 and 14-1 with a third national title in 2017.

Klieman holds an 84-22 record in his seven-plus seasons overall as head coach, including a 69-6 mark at North Dakota State and a 12-8 mark at K-State. His 79.2 winning percentage as a head coach is tied for the 13th-highest mark by an active coach among all NCAA Divisions with at least seven years experience, while it is the third-best mark among current FBS coaches.

Klieman's record is even more impressive considering 39 of his 69 wins at North Dakota State (56.5 percent) came over ranked opponents, while he had two wins in two tries over FBS competition — a 34-14 victory at Iowa State in his first game at the helm

of NDSU and a 23-21 triumph at 11th-ranked Iowa in 2016. His teams were also stellar in protecting home field as evidenced by his 43-3 home record at NDSU, which includes winning each of his last 19 games at the FargoDome.

The Bison won the Missouri Valley Football Conference each of his five years as head coach and put together a collective 36-4 (90.0 percent) record against conference foes during that time. He was named the Bruce Craddock MVFC Coach of the Year in 2017, while he was the 2014 Rawlings Football/American Football Monthly FCS Coach of the Year and the 2018 AFCA Region 4 FCS Coach of the Year.

Klieman's teams were a model of success at NDSU, ranking highly in many of the key statistical categories throughout his tenure. The Bison scoring offense ranked in the top 10 each of his final three seasons in Fargo, including a 41.5-points-per-game mark to rank sixth in 2018, and their total offense mark ranked in the top 20 the final two years, including a 271.7-yard mark in 2018 to rank 14th in the nation.

Klieman, who came up through the coaching ranks on defense, has always produced on that side of the ball as NDSU finished his final season ranked in the top 15 in red zone defense (1st), scoring defense (3rd) and total defense (5th). The Bison ranked in the top six in scoring and total defense in four of his five seasons as head coach, including a No. 1 national ranking in total defense in 2017 (237.4).

Elevated from defensive coordinator to head coach at NDSU on December 15, 2013, Klieman's defensive units during his two-year run as coordinator each included top-10 rankings in scoring defense, total defense, rushing defense and passing defense. Highlighting that run were No. 1 rankings in scoring defense in both 2012 and 2013, and total defense in 2012, the latter when he was named the Football Scoop FCS Coordinator of the Year. NDSU also led the nation in scoring defense when he was the defensive backs coach in 2011.

Klieman began his coaching career as a graduate assistant at his alma mater, Northern Iowa, in 1991 and 1992 before being promoted to an assistant coach in 1993. He went on to Western Illinois as an assistant coach from 1994 to 1996 before serving as a graduate assistant at Kansas in 1997 and an assistant coach at Missouri State in 1999.

Klieman then moved on to Division III Loras College in Dubuque, Iowa, where he was the defensive coordinator from 2002 to 2004 before taking over as head coach for the 2005 season. He returned to Northern Iowa in 2006 as an assistant coach before being elevated to defensive coordinator for the 2009 and 2010 seasons.

Klieman was a three-time All-Gateway Conference defensive back at Northern Iowa and four-year letterwinner from 1986-90. He graduated from UNI in 1990 with a bachelor's degree in health education and a master's degree in physical education in 1992.

Klieman and his wife, **Rhonda**, are parents of two sons, **Devin** and **Colby**, and one daughter, **Haley**.

## ▼ THE KLIEMAN FILE

Hometown:	Waterloo, Iowa
High School:	Columbus Catholic
Spouse:	Rhonda
Children:	Devin, Colby, Haley

## EDUCATION

Bachelor's Degree in Health Education (Northern Iowa, 1990)
Master's Degree in Physical Education (Northern Iowa, 1992)

## PLAYING EXPERIENCE

Northern Iowa, Defensive Back (1986-90)

## COACHING EXPERIENCE

Year	Position	School
1991-92	Graduate Assistant	Northern Iowa
1993	Defensive Backs	Northern Iowa
1994-96	Defensive Backs	Western Illinois
1997	Graduate Assistant	Kansas
1999	Defensive Backs	Missouri State
2002-04	Defensive Coordinator	Loras College
2005	Head Coach	Loras College
2006-07	Defensive Backs	Northern Iowa
2008	Co-Defensive Coordinator/DB	Northern Iowa
2009-10	Defensive Coordinator/DB	Northern Iowa
2011	Defensive Backs	North Dakota State
2012-13	Defensive Coordinator/DB	North Dakota State
2014-18	Head Coach	North Dakota State
2019-20	Head Coach	Kansas State

## YEAR-BY-YEAR RECORD

Year	School (Pos.)	Rec. (Conf)	Conf. Finish
1991	Northern Iowa (GA)	11-2 (5-1)	1st
	▶ MVFC Champions; FCS Quarterfinals		
1992	Northern Iowa (GA)	12-2 (5-1)	1st
	▶ MVFC Champions; FCS Semifinals		
1993	Northern Iowa (DB)	8-4 (5-1)	1st
	▶ MVFC Champions; FCS Playoffs		
1994	Western Illinois (DB)	8-3 (4-2)	2nd
1995	Western Illinois (DB)	4-7 (2-4)	t5th
1996	Western Illinois (DB)	9-3 (3-2)	2nd
	▶ FCS Playoffs		
1997	Kansas (GA)	5-6 (3-5)	5th (North)
1999	Missouri State (DB)	5-6 (2-4)	t4th
2002	Loras College (DC)	5-5 (4-5)	5th
2003	Loras College (DC)	7-3 (5-3)	3rd
2004	Loras College (DC)	4-6 (3-5)	7th
<b>2005</b>	<b>Loras College (HC)</b>	<b>3-7 (2-6)</b>	<b>7th</b>
2006	Northern Iowa (DB)	7-4 (5-2)	3rd
2007	Northern Iowa (DB)	12-1 (6-0)	1st
	▶ MVFC Champions; FCS Quarterfinals		
2008	Northern Iowa (Co-DC/DB)	12-3 (7-1)	t1st
	▶ MVFC Champions; FCS Semifinals		
2009	Northern Iowa (DC/DB)	7-4 (5-3)	3rd
2010	Northern Iowa (DC/DB)	7-5 (6-2)	1st
	▶ MVFC Champions; FCS Playoffs		
2011	North Dakota State (DB)	14-1 (7-1)	1st
	▶ MVFC Champions; FCS National Champions		
2012	North Dakota State (DC/DB)	14-1 (7-1)	1st
	▶ MVFC Champions; FCS National Champions		
2013	North Dakota State (DC/DB)	15-0 (8-0)	1st
	▶ MVFC Champions; FCS National Champions		
<b>2014</b>	<b>North Dakota State (HC)</b>	<b>15-1 (7-1)</b>	<b>1st</b>
	▶ MVFC Champions; FCS National Champions		
<b>2015</b>	<b>North Dakota State (HC)</b>	<b>13-2 (7-1)</b>	<b>1st</b>
	▶ MVFC Champions; FCS National Champions		
<b>2016</b>	<b>North Dakota State (HC)</b>	<b>12-2 (7-1)</b>	<b>1st</b>
	▶ MVFC Champions; FCS Semifinals		
<b>2017</b>	<b>North Dakota State (HC)</b>	<b>14-1 (7-1)</b>	<b>1st</b>
	▶ MVFC Champions; FCS National Champions		
<b>2018</b>	<b>North Dakota State (HC)</b>	<b>15-0 (8-0)</b>	<b>1st</b>
	▶ MVFC Champions; FCS National Champions		
<b>2019</b>	<b>Kansas State (HC)</b>	<b>8-5 (5-4)</b>	<b>t3rd</b>
	▶ Liberty Bowl		
<b>2020</b>	<b>Kansas State (HC)</b>	<b>4-4 (4-3)</b>	
<b>OVERALL RECORD (HC and Asst)</b>		<b>250-88 (139-60)</b>	
<b>RECORD AS A HEAD COACH</b>		<b>84-22 (47-17)</b>	



▼ KLIEMAN RECORD BREAKDOWN

Overall.....	84-22 (.792)
Overall (K-State).....	12-9 (.571)
Home (Overall).....	52-10 (.839)
Home (K-State).....	7-4 (.636)
Away (Overall).....	28-11 (.733)
Away (K-State).....	5-4 (.556)
Neutral.....	4-1 (.800)
Conference (Overall).....	47-17 (.742)
Conference (K-State).....	9-7 (.563)
Home Conference (Overall).....	24-8 (.750)
Home Conference (K-State).....	5-3 (.625)
Away Conference (Overall).....	23-9 (.737)
Away Conference (K-State).....	4-4 (.500)
Non-Conference (Overall).....	37-5 (.881)
Non-Conference (K-State).....	3-2 (.600)
Home Non-Conference (Overall).....	28-2 (.933)
Home Non-Conference (K-State).....	2-1 (.667)
Away Non-Conference (Overall).....	5-2 (.714)
Away Non-Conference (K-State).....	1-0 (1.000)
Neutral Non-Conference.....	4-1 (.800)
FCS Playoffs.....	18-1 (.947)
Home.....	14-1 (.933)
Neutral.....	4-0 (1.000)
Coming Off a Win*.....	69-11 (.863)
at K-State*.....	8-4 (.667)
Coming Off a Loss*.....	9-9 (.500)
at K-State*.....	3-4 (.429)
Coming Off a Bye.....	18-2 (.942)
at K-State.....	1-2 (.333)
In August.....	3-1 (.750)
In September.....	19-5 (.792)
In October.....	27-6 (.818)
In November.....	17-8 (.702)
In December.....	14-2 (.875)
In January.....	4-0 (1.000)
Tuesday.....	0-1 (.000)
Friday.....	4-1 (.800)
Saturday.....	80-20 (.800)
Scoring First.....	60-13 (.822)
at K-State.....	10-6 (.6257)
Opponent Scores First.....	24-9 (.727)
at K-State.....	2-3 (.400)
Leading at Halftime.....	68-7 (.907)
at K-State.....	10-3 (.769)
Behind at Halftime.....	9-14 (.391)
at K-State.....	1-4 (.200)
Tied at Halftime.....	7-1 (.875)
at K-State.....	1-1 (.500)
Overtime.....	3-0 (1.000)
Outgain Opponent.....	74-4 (.949)
at K-State.....	5-2 (.714)
Outgained by Opponent.....	9-18 (.333)
at K-State.....	7-7 (.500)
Win Turnover Battle.....	53-7 (.881)
at K-State.....	7-1 (.857)
Lose Turnover Battle.....	17-10 (.630)
at K-State.....	1-6 (.143)
Equal Turnovers.....	17-5 (.773)
at K-State.....	4-2 (.667)
With 100-Yard Rusher.....	46-1 (.979)
at K-State.....	5-1 (.833)
Scoring a Defensive Touchdown.....	17-0 (1.000)
at K-State.....	3-0 (1.000)
Scoring a Special Teams Touchdown.....	8-2 (.778)
at K-State.....	4-2 (.667)

\* In Season Only

LORAS COLLEGE

2005 (3-7/2-6 Iowa Intercollegiate Athletic Conference)

Date	Opponent	Score	W / L
Sept. 3	Concordia (Ill.).....	48-3	W
Sept. 10	at No. 22 St. Ambrose.....	28-29	L
Sept. 17	at Buena Vista.....	0-14	L
Sept. 24	Central College.....	0-21	L
Oct. 1	at Cornell College.....	27-14	W
Oct. 15	Simpson College.....	15-7	W
Oct. 22	Wartburg College.....	10-14	L
Oct. 29	at Luther College.....	19-22	L
Nov. 5	Coe College.....	14-24	L
Nov. 12	at Dubuque.....	18-20	L

NORTH DAKOTA STATE

2014 (15-1/7-1 Missouri Valley Football Conference)

MVFC Champions

FCS National Champions

Date	Opponent	Score	W / L
Aug. 30	at Iowa State.....	34-14	W
Sept. 6	at Weber State.....	24-7	W
Sept. 13	Incarinate World.....	58-0	W
Sept. 20	No. 3 Montana.....	22-10	W
Oct. 4	at Western Illinois.....	17-10	W
Oct. 11	No. 12 Southern Illinois.....	38-10	W
Oct. 18	No. 22 Indiana State.....	34-17	W
Oct. 25	at South Dakota.....	47-7	W
Nov. 1	No. 18 South Dakota State.....	37-17	W
Nov. 8	at No. 19 Northern Iowa.....	3-23	L
Nov. 15	at Missouri State.....	45-10	W
Nov. 22	No. 20 Youngstown State.....	38-14	W
<b>NCAA FCS Second Round</b>			
Dec. 6	No. 13 South Dakota State.....	27-24	W
<b>NCAA FCS Quarterfinal</b>			
Dec. 13	No. 6 Coastal Carolina.....	39-32	W
<b>NCAA FCS Semifinal</b>			
Dec. 19	No. 19 Sam Houston State.....	35-3	W
<b>NCAA Division I Football Championship (Frisco, Texas)</b>			
Jan. 10	No. 2 Illinois State.....	29-27	W

2015 (13-2/7-1 Missouri Valley Football Conference)

MVFC Champions

FCS National Champions

Date	Opponent	Score	W / L
Aug. 29	at No. 12 Montana State.....	35-38	L
Sept. 12	Weber State.....	41-14	W
Sept. 19	North Dakota.....	34-9	W
Oct. 3	at No. 5 South Dakota State.....	28-7	W
Oct. 10	No. 10 Northern Iowa.....	31-28	W
Oct. 17	South Dakota.....	21-24	L
Oct. 24	at No. 18 Indiana State.....	28-14	W
Oct. 31	at Southern Illinois.....	35-29	W
Nov. 7	Western Illinois.....	59-7	W
Nov. 14	at No. 20 Youngstown State.....	27-24	W
Nov. 21	Missouri State.....	55-0	W
<b>NCAA FCS Second Round</b>			
Dec. 5	No. 16 Montana.....	37-6	W
<b>NCAA FCS Quarterfinal</b>			
Dec. 12	No. 14 Northern Iowa.....	23-13	W
<b>NCAA FCS Semifinal</b>			
Dec. 18	No. 11 Richmond.....	33-7	W
<b>NCAA Division I Football Championship (Frisco, Texas)</b>			
Jan. 9	No. 1 Jacksonville State.....	37-10	W

2016 (12-2/7-1 Missouri Valley Football Conference)

MVFC Champions

Date	Opponent	Score	W / L
Aug. 27	No. 6 Charleston Southern.....	24-17 (OT)	W
Sept. 10	No. 8 Eastern Washington.....	50-44 (OT)	W
Sept. 17	at No. 11 Iowa.....	23-21	W
Oct. 1	No. 18 Illinois State.....	31-10	W
Oct. 8	at Missouri State.....	27-3	W
Oct. 15	No. 11 South Dakota State.....	17-19	L
Oct. 22	at No. 12 Western Illinois.....	21-13	W
Oct. 29	at Northern Iowa.....	24-20	W
Nov. 5	No. 13 Youngstown State.....	24-3	W
Nov. 12	Indiana State.....	41-17	W
Nov. 19	at South Dakota.....	28-21	W
<b>NCAA FCS Second Round</b>			
Dec. 3	No. 24 San Diego.....	45-7	W
<b>NCAA FCS Quarterfinal</b>			
Dec. 10	No. 7 South Dakota State.....	36-10	W
<b>NCAA FCS Semifinal</b>			
Dec. 18	No. 5 James Madison.....	17-27	L

2017 (14-1/7-1 Missouri Valley Football Conference)

MVFC Champions

FCS National Champions

Date	Opponent	Score	W / L
Sept. 2	Mississippi Valley State.....	72-7	W
Sept. 9	at No. 6 Eastern Washington.....	40-13	W
Sept. 23	Robert Morris.....	56-0	W
Sept. 30	Missouri State.....	38-11	W
Oct. 7	at Indiana State.....	52-0	W
Oct. 14	at No. 8 Youngstown State.....	27-24 (OT)	W
Oct. 21	No. 10 Western Illinois.....	24-12	W
Oct. 28	No. 25 Northern Iowa.....	30-14	W
Nov. 4	at No. 8 South Dakota State.....	21-33	L
Nov. 11	No. 10 South Dakota.....	49-14	W
Nov. 18	at No. 21 Illinois State.....	20-7	W
<b>NCAA FCS Second Round</b>			
Dec. 2	San Diego.....	38-3	W
<b>NCAA FCS Quarterfinal</b>			
Dec. 9	No. 8 Wofford.....	42-10	W
<b>NCAA FCS Semifinal</b>			
Dec. 15	No. 5 Sam Houston State.....	55-13	W
<b>NCAA Division I Football Championship (Frisco, Texas)</b>			
Jan. 6	No. 1 James Madison.....	17-13	W

2018 (15-0/8-0 Missouri Valley Football Conference)

MVFC Champions

FCS National Champions

Date	Opponent	Score	W / L
Sept. 1	Cal Poly.....	49-3	W
Sept. 15	North Alabama.....	38-7	W
Sept. 22	Delaware.....	38-10	W
Sept. 29	No. 3 South Dakota State.....	21-17	W
Oct. 6	at No. 22 Northern Iowa.....	56-31	W
Oct. 13	at Western Illinois.....	34-7	W
Oct. 20	Illinois State.....	28-14	W
Oct. 27	at South Dakota.....	59-14	W
Nov. 3	Youngstown State.....	17-7	W
Nov. 10	at Missouri State.....	48-7	W
Nov. 17	Southern Illinois.....	65-17	W
<b>NCAA FCS Second Round</b>			
Dec. 1	No. 23 Montana State.....	52-10	W
<b>NCAA FCS Quarterfinal</b>			
Dec. 8	No. 7 Colgate.....	35-0	W
<b>NCAA FCS Semifinal</b>			
Dec. 14	No. 5 South Dakota State.....	44-21	W
<b>NCAA Division I Football Championship (Frisco, Texas)</b>			
Jan. 5	No. 3 Eastern Washington.....	38-24	W

KANSAS STATE

2019 (8-5/5-4 Big 12)

Liberty Bowl Participants

Date	Opponent	Score	W / L
Aug. 31	Nicholls.....	49-14	W
Sept. 7	Bowling Green.....	52-0	W
Sept. 14	at Mississippi State.....	31-24	W
Sept. 28	at Oklahoma State.....	13-26	L
Oct. 5	BYU.....	12-31	L
Oct. 19	TCU.....	24-17	W
Oct. 26	No. 5 Oklahoma.....	48-41	W
Nov. 2	at Kansas.....	38-10	W
Nov. 9	at Texas.....	24-27	L
Nov. 16	West Virginia.....	20-24	L
Nov. 23	at Texas Tech.....	30-27	W
Nov. 30	No. 23 Iowa State.....	27-17	W
<b>AutoZone Liberty Bowl (Memphis, Tenn.)</b>			
Dec. 31	No. 23 Navy.....	17-20	L



**VAN MALONE** GAMEDAY: FIELD

Assistant Head Coach/CBs • Houston '02  
22nd Year in Coaching • Second Year at K-State


- A 21-year veteran who has several ties to the Big 12 and was a successful defensive back in both college and the NFL.
- Helped Wildcats allow just 21.4 pts/gm in 2019, K-State's best mark since 2003.
- Tutored AJ Parker to All-Big 12 honors in 2019 despite him missing final 5 games.
- Served as the defensive coordinator at SMU from 2015 to 2017.
- An All-American safety as a senior at Texas in 1993 who went on to play five seasons in the NFL with the Detroit Lions.
- Coached with Buddy Wyatt at TAMU and SMU, and Jason Ray at Oklahoma State.



**JOE KLANDERAMAN** GAMEDAY: BOOTH

Defensive Coord./Safeties • Minnesota State '01  
19th Year in Coaching • Second Year at K-State

- Entering his first season at K-State's defensive coordinator but his eighth overall (Minnesota State, 2017-13).
- Coached Denzel Goolsby to Honorable Mention All-Big 12 accolades in 2019, the first Wildcat safety to do so since 2016.
- A five-year member of Chris Klieman's staff at North Dakota State where he helped the Bison win four national championships.
- Helped tutor NDSU players to a total of 100 interceptions his five seasons in Fargo as the defensive backs coach.



**COURTNEY MESSINGHAM** GAMEDAY: BOOTH

Offensive Coord./TE/FB • Northern Iowa '90  
31st Year in Coaching • Second Year at K-State

- A 30-year coaching veteran who has served as a coordinator at multiple stops in addition to coaching virtually every offensive position.
- Guided a unit in 2019 that led the nation in red-zone offense (96.2%), ranked ninth in time of possession (33:27) and 10th in passes intercepted (5).
- Led the 2018 North Dakota State offense to school and Missouri Valley Conference Football records in five categories.
- Familiar with the Big 12 having coached at Iowa State (2009-13).
- Played with Chris Klieman at Northern Iowa and both are Waterloo, Iowa, natives.



**BRIAN ANDERSON** GAMEDAY: FIELD

Running Backs • Western Illinois '94  
26th Year in Coaching • Second Year at K-State

- A 25-year coaching veteran with ties to the state of Kansas having coached at Highland CC and Coffeyville CC.
- Tutored a group in 2019 that helped K-State finish fourth in the Big 12 in rushing offense (178.0 yds/gm) and third in the league in rushing touchdowns (29).
- Coached grad transfer James Gilbert to All-Big 12 honors in 2019.
- Has coached running backs, wide receivers and tight ends during his career.
- Produced Minnesota's first 1,000-yard rusher in eight years during the 2013 season when David Cobb rushed for 1,202 yards.



**COLLIN KLEIN** GAMEDAY: FIELD

Quarterbacks • Kansas State '11  
Seventh Year in Coaching • Sixth Year at K-State

- A 2012 Heisman Trophy finalist and one of the greatest quarterbacks to ever don a Kansas State uniform.
- Entering his seventh year in coaching, sixth overall at K-State and fourth as a full-time assistant coach.
- Has tutored Skylar Thompson, who is just the fourth player in school history to pass for 4,000 yards and rush for 1,000 yards.
- Thompson earned All-Big 12 honors in 2019, the first Wildcat QB to do so since 2014.
- Coached quarterbacks at Northern Iowa in 2016.



**JASON RAY** GAMEDAY: FIELD

Wide Receivers • Missouri '07  
12th Year in Coaching • Second Year at K-State

- Entering his 12th year in coaching, while he is in his third stint in the Big 12 as either a player or coach having played at Missouri (2003-07) and coached at Oklahoma State (2013-14).
- Coached Dalton Schoen to All-Big 12 honors as a senior in 2019.
- Spent the 2018 season at North Dakota State where he coached all-conference receiver and FCS National Championship Most Outstanding Player Darius Shepherd.
- Worked with Van Malone for two seasons at Oklahoma State (2013-14).



**CONOR RILEY** GAMEDAY: FIELD

Offensive Line • Omaha '03  
17th Year in Coaching • Second Year at K-State

- A 17-year coaching veteran who tutored a group in 2019 that paved the way for 178.0 rushing yds/gm (fourth in Big 12), and 29 rushing TDs (third in Big 12).
- Coached four Wildcat linemen in 2019 that earned All-Big 12 honors, the most by K-State since 2012.
- Spent previous six years at North Dakota State as the Bison averaged at least 235 yds/gm and ranked in the top 10 nationally in rushing every year he was on staff.
- Coached players to nine All-Americans honors in six years at NDSU
- Tutored Joe Haeg, a former walk-on who is currently with the Tampa Bay Buccaneers.



**STEVE STANARD** GAMEDAY: FIELD

Linebackers • Nebraska '89  
33rd Year in Coaching • First Year at K-State

- A veteran coach with more than 30 years of coaching experience.
- Has 20-seasons worth of experience as a defensive coordinator, serving that position at Nebraska Wesleyan, South Dakota, New Mexico State, Colorado State, Tulane and Wyoming.
- Coached linebackers at North Dakota State in 2012 and 2013 when Chris Klieman was the defensive coordinator, while he also coached with Conor Riley at NDSU in 2013.
- Came to K-State from Syracuse where he coached the Orange defensive ends.



**MIKE TUIASOSOFO** GAMEDAY: BOOTH

Defensive Tackles • Pacific Lutheran '89  
29th Year in Coaching • Second Year at K-State

- Holds 21 years' worth of Division I coaching experience and 28 years overall in the profession.
- Helped the 2019 Wildcat defense rank second in the nation in third-down defense (28.0%), their lowest mark since at least 2003.
- Had several stops throughout the Pac-10/12 having coached at Arizona, Colorado, UCLA and USC.
- Comes from a football-rich family tradition as his uncle, cousin, four siblings and nephew all played in the NFL.



**BUDDY WYATT** GAMEDAY: FIELD

Defensive Ends • TCU '90  
29th Year in Coaching • Second Year at K-State

- A veteran defensive line coach who has worked in the Big 12, SEC, Big Ten and American Athletic Conference during his 28-year career.
- Coached a pair of Wildcat DEs in 2019 – Wyatt Hubert (first team) and Reggie Walker (honorable mention) – to All-Big 12 honors.
- Coached the defensive line from 2015 through 2017 at SMU under then-defensive coordinator and current K-State cornerbacks coach Van Malone.
- Appointment at K-State is seventh tour of duty in Big 12 having coached at Oklahoma State, Colorado, Texas A&M, Nebraska and Kansas.

**▼ K-STATE SUPPORT STAFF**

**Graduate Assistants**

Christian Ellsworth, Sam Young (Offense)  
Adam Pilapil, Fred Wyatt (Defense)

**Analysts/Quality Control**

Taylor Godinet (Defensive QC)  
Drew Liddle (Offensive QC)  
Stanton Weber (Special Teams QC)

**Strength and Conditioning**

Chris Dawson (Director of S&C)  
Darren Honeycutt (Asst. S&C Coach)  
Corey Meredith (Asst. S&C Coach)  
Evan Rapp (Asst. S&C Coach)  
Joe Vaughn (Asst. S&C Coach)

**Athletic Training/Nutrition**

Mindy Hoffman (Head FB Athletic Trainer)  
Matt Thomason (Assoc. AD)  
Scott Trausch (Sport Dietitian)  
Connor Bennet (Asst. Athletic Trainer)  
Simeon Seiler (Asst. Athletic Trainer)

**Administration/Support Staff**

Hank Jacobs (Dir. of Football Admin.)  
Kacey Harper (Dir. of Football Ops.)  
Taylor Braet (Dir. of Football Recruiting)  
Joni Bunker (Program Coordinator)  
Jonathan Castro (Dir. of FB Graphic Design)  
Al Cerbe (Head Equipment Manager)  
Scott Eilert (Director of Video Services)  
Joe Hall (Dir. of SA Development)  
Kelli Krier (Dir. of On-Campus Recruiting)  
Chuck Lillie (Scouting Analyst)  
Jake Otten (Asst. Dir. of Video/Admin.)  
Mikie Schiltz (Asst. Equipment Manager)  
Teresa Williams (Exec. Asst. to HC)

**ALPHABETICAL**

NO	NAME	POS
63	Ben Adler	OL
52	Nick Allen	LB
91	Felix Anudike	DE
17	Nick Ast	QB
36	Mason Barta	FB
50	Cooper Beebe	OL
43	Jack Blumer	P
48	Michael Book	LB
16	Derek Bowman	LB
80	Ty Bowman	WR
25	Ekow Boye-Doe	DB
88	Phillip Brooks	WR
21	Aamaris Brown	DB
37	Parker Bruce	LB
33	Tyler Burns	RB
49	Wesley Burris	LS
33	Jaylen Carter	DB
43	Terrence Collins II	DB
82	Cameron Cotton	TE
86	Hillard Cozine	TE
65	Harrison Creed	OL
58	Cartez Crook-Jones	DE
49	Adam Davis	LB
62	Dawson Delforge	OL
8	Tee Denson	DB
29	Jax Dineen	FB
17	Ben Driver	DB
73	Christian Duffie	OL
42	Chris Dugan	DE
29	Khalid Duke	DE
75	Tre Eaton	OL
58	Justin Eichman	OL
19	Ross Elder	DB
55	Cody Fletcher	LB
81	Konner Fox	TE
46	Jace Friesen	DE
13	Kirmari Gainous	DE
1	Keenan Garber	WR
6	Justin Gardner	DB
54	Kienen Gaskin	LB
21	Wykeen Gill	WR
55	Hayden Gillum	OL
45	Reed Godinet	DE
22	Daniel Green	LB
7	Bart Harris	QB
1	Jay Harris	LB
84	Thomas Helten	WR
5	Ryan Henington	DB
36	Hunter Henry	DB
15	Robert Hentz II	DT
18	Eric Hommel	WR
25	Gabe Hoover	WR
89	C.J. Horton	TE
15	Will Howard	QB
56	Wyatt Hubert	DE
92	Eli Huggins	DT
27	Jake Huggins	FB
32	Justin Hughes	LB
69	Noah Johnson	OL
4	Wayne Jones	DB
78	Marshall Kellner	OL
35	Jairus Kennedy	DB

NO	NAME	POS	HT	WT	YR-EX	HOMETOWN (LAST SCHOOL)
0	# Briley Moore	TE	6-4	250	Sr.-TR ^	Blue Springs, Mo. (Univ. of Northern Iowa)
0	# Elijah Sullivan	LB	6-0	215	Sr.-4L	Tucker, Ga. (Tucker)
1	# Keenan Garber	WR	5-11	167	Fr.-RS*	Lawrence, Kan. (Free State)
1	# Jay Harris	LB	6-0	195	Fr.-HS	Pearland, Texas (Shadow Creek)
2	Harry Trotter	RB	5-11	202	Sr.-1L	Atchison, Kan. (Univ. of Louisville)
3	# Kiondre Thomas	DB	6-0	186	Sr.-TR ^	Fort Smith, Ark. (Univ. of Minnesota)
3	# Jaelon Travis	WR	6-0	208	Fr.-HS ^	Mansfield, Texas (Summit)
4	# Wayne Jones	DB	6-0	208	So.-1L	Owasso, Okla. (Owasso)
4	# Malik Knowles	WR	6-2	200	So.-1L	Mansfield, Texas (Lake Ridge)
5	# Jaren Lewis	QB	6-1	219	Fr.-RS	Columbia, Mo. (Battle)
5	# Ryan Henington	DB	6-1	206	Jr.-1L	Junction City, Kan. (Junction City)
6	# Justin Gardner	DB	6-2	191	Jr.-TR	Charlotte, N.C. (Hutchinson CC)
6	# Keyon Mozee	RB	5-7	179	Fr.-HS ^	Lee's Summit, Mo. (Lee's Summit North)
7	# Bart Harris	QB	6-4	231	So.-TR	Belton, Mo. (Hutchinson CC)
7	# TJ Smith	DB	5-9	186	Fr.-HS ^	Powder Springs, Ga. (McEachern)
8	# Tee Denson	DB	6-0	182	Fr.-HS ^	Atlanta, Ga. (Cedar Grove)
8	# Ty Zentner	P/K	6-1	198	Jr.-RS*	Topeka, Kan. (Butler CC)
9	Jacardia Wright	RB	6-0	213	Fr.-RS*	Decatur, Ill. (St. Teresa)
10	# Blake Lynch	PK	5-5	148	Sr.-2L	Goddard, Kan. (Eisenhower)
10	# Skylar Thompson	QB	6-2	223	Sr.-3L	Independence, Mo. (Fort Osage)
12	# AJ Parker	DB	5-11	178	Sr.-3L	Bartlesville, Okla. (Bartlesville)
12	# Landry Weber	WR	5-10	186	Jr.-2L	Lenexa, Kan. (Bishop Miege)
13	# Kirmari Gainous	DE	6-3	255	Jr.-TR	Tallahassee, Fla. (Hutchinson CC)
13	# Chabastin Taylor	WR	6-4	223	Jr.-2L	Giddings, Texas (Giddings)
14	Max Marsh	QB	6-2	190	Fr.-HS ^	Grand Junction, Colo. (Central)
15	# Robert Hentz II	DT	6-0	291	Jr.-TR ^	Batesville, Miss. (NW Mississippi CC)
15	# Will Howard	QB	6-4	230	Fr.-HS ^	Downingtown, Pa. (Downingtown West)
16	# Derek Bowman	LB	6-1	220	So.-SQ	Manhattan, Kan. (Homeschooled)
16	# Seth Porter	WR	5-8	165	So.-1L	Friendswood, Texas (Clear Springs)
17	# Nick Ast	QB	6-5	219	Jr.-1L	Cimarron, Kan. (Cimarron)
17	# Ben Driver	DB	6-0	201	Fr.-RS	Salina, Kan. (Salina Central)
18	# Eric Hommel	WR	6-2	204	Jr.-SQ	Littleton, Colo. (Rock Canyon)
18	# Malachi Mitchell	DB	6-0	194	Fr.-HS ^	Mansfield, Texas (Legacy)
19	# Ross Elder	DB	6-0	180	Jr.-1L	Kansas City, Mo. (Rockhurst)
19	# Sammy Wheeler	TE	6-4	226	So.-1L	Lenexa, Kan. (St. James Academy)
20	D.J. Render	WR	5-11	191	Sr.-2L	Kennesaw, Ga. (North Cobb)
21	# Aamaris Brown	DB	5-10	184	Fr.-HS ^	Seffner, Fla. (Armwood)
21	# Wykeen Gill	WR	5-10	184	Sr.-2L	Atchison, Kan. (Atchison)
22	# Daniel Green	LB	6-2	238	So.-1L	Portland, Ore. (Madison)
22	# Deuce Vaughn	RB	5-5	168	Fr.-HS ^	Round Rock, Texas (Cedar Ridge)
24	# Brock Monty	DB	6-2	211	Sr.-3L	Wichita, Kan. (Kapaun Mt. Carmel)
24	# Dylan Wentzel	WR	6-0	176	Jr.-1L	Salina, Kan. (Salina Central)
25	# Ekow Boye-Doe	DB	6-0	165	So.-1L	Lawrence, Kan. (Lawrence)
25	# Gabe Hoover	WR	6-1	184	Fr.-RS	McPherson, Kan. (McPherson)
26	Elliot Ollenburger	WR	5-10	175	So.-SQ	Hillsboro, Kan. (Hillsboro)
27	# Jake Huggins	FB	6-2	222	Fr.-RS	Cumming, Ga. (West Forsyth)
27	# Cameron Key	DB	5-9	177	So.-SQ	Overland Park, Kan. (Bishop Miege)
28	# Vaughn Malone	DB	5-11	171	Fr.-RS	Austin, Texas (St. Michael's Catholic Academy)
28	# Kaelen Shankle	RB	6-0	205	Fr.-HS ^	Richmond, Texas (Fort Bend Travis)
29	# Jax Dineen	FB	5-10	241	So.-1L	Lawrence, Kan. (Free State)
29	# Khalid Duke	DE	6-3	244	So.-1L	Atlanta, Ga. (Riverside Military Academy)
30	# Matthew Maschmeier	DB	6-0	195	Fr.-HS ^	Lisle, Ill. (Naperville North)
30	# Clyde Price	RB	6-0	209	Fr.-RS	Kansas City, Mo. (North Kansas City)
31	Jahron McPherson	DB	6-1	200	Sr.-2L	Basehor, Kan. (Butler CC)
32	Justin Hughes	LB	6-1	229	Sr.-1L	Tucker, Ga. (Tucker)
33	# Tyler Burns	RB	6-0	217	Sr.-1L	Wichita, Kan. (Trinity Academy)
33	# Jaylen Carter	DB	5-10	165	Fr.-HS ^	Topeka, Kan. (Washburn Rural)
34	Ben Sinnott	TE	6-3	220	Fr.-HS ^	Waterloo, Iowa (Columbus Catholic)
35	# Jairus Kennedy	DB	6-1	175	Fr.-HS ^	Wichita, Kan. (Kapaun Mt. Carmel)
35	# Taiten Winkel	K/P	6-0	181	Jr.-TR	Halstead, Kan. (Butler CC)
36	# Mason Barta	FB	6-1	239	Jr.-2L	Holton, Kan. (Holton)
36	# Hunter Henry	DB	6-0	190	Fr.-TR*	Austin, Texas (Rice Univ.)
37	Parker Bruce	LB	6-1	218	Jr.-TR	Andale, Kan. (Butler CC)
38	Brendan Mott	DE	6-4	237	Fr.-RS	Iowa City, Iowa (Iowa City West)
39	Jordan Schippers	DB	6-1	197	So.-TR	Colby, Kan. (Western Illinois Univ.)
40	Spencer Trussell	DE	6-3	232	So.-1L	Arlington, Texas (Martin)
41	Austin Moore	LB	6-0	214	Fr.-RS	Louisburg, Kan. (Louisburg)
42	# Chris Dugan	DE	6-1	237	Sr.-SQ	Wichita, Kan. (Butler CC)
42	# Randen Plattner	LS	6-2	221	So.-1L	Parkville, Mo. (Park Hill)
43	# Jack Blumer	P	6-2	193	So.-SQ	Marysville, Kan. (Marysville)
43	# Terrence Collins II	DB	5-9	175	Fr.-HS ^	Lenexa, Kan. (St. Thomas Aquinas)
44	Christian Moore	FB	6-2	236	Fr.-HS ^	Huntington Beach, Calif. (Huntington Beach)
45	# Reed Godinet	DE	6-5	237	Jr.-SQ	Springdale, Ark. (College of San Mateo)
45	# Nelson Pipes	LS	6-1	200	Fr.-HS ^	Hallsville, Mo. (Hallsville)
46	Jace Friesen	DE	6-1	237	Fr.-RS	Basehor, Kan. (Basehor-Linwood)



NO	NAME	POS	HT	WT	YR-EX	HOMETOWN (LAST SCHOOL)
47	Cody Stufflebean	TE	6-4	235	Fr.-HS <sup>^</sup>	McPherson, Kan. (McPherson)
48	Michael Book	LB	6-4	192	Fr.-HS <sup>^</sup>	Kansas City, Mo. (Liberty)
49 #	Wesley Burris	LS	5-10	204	Sr.-1L	Olathe, Kan. (Olathe East)
49 #	Adam Davis	LB	6-1	213	So.-SQ	Overland Park, Kan. (St. Thomas Aquinas)
50 #	Cooper Beebe	OL	6-3	326	Fr.-RS*	Kansas City, Kan. (Piper)
50 #	Tyrone Taleni	DE	6-2	261	So.-TR	Savai'i, Samoa (Mt. San Antonio College)
51	Talor Warner	OL	6-3	289	Fr.-HS	Gardner, Kan. (Gardner Edgerton)
52 #	Nick Allen	LB	5-11	225	So.-1L	Overland Park, Kan. (Blue Valley Southwest)
52 #	Taylor Poitier	OL	6-2	290	Fr.-RS	Shawnee, Kan. (Bishop Miege)
54	Kienen Gaskin	LB	6-0	215	Fr.-HS <sup>^</sup>	Lee's Summit, Mo. (Lee's Summit North)
55 #	Cody Fletcher	LB	6-2	224	Sr.-2L	Henrietta, Texas (Tyler JC)
55 #	Hayden Gillum	OL	6-3	296	So.-SQ	Plainville, Kan. (Plainville)
56	Wyatt Hubert	DE	6-3	270	Jr.-2L	Topeka, Kan. (Shawnee Heights)
57	Beau Palmer	LB	6-3	205	Fr.-HS <sup>^</sup>	Overland Park, Kan. (Blue Valley)
58 #	Cartez Crook-Jones	DE	6-3	262	So.-SQ	Grandview, Mo. (Grandview)
58 #	Justin Eichman	OL	6-9	329	Sr.-SQ	Topeka, Kan. (Butler CC)
59	Drew Wiley	DT	6-4	300	Sr.-3L <sup>^</sup>	Vinton, Iowa (Vinton-Shellsburg)
62	Dawson Delforge	OL	6-5	318	Jr.-TR <sup>^</sup>	Wamego, Kan. (Butler CC)
63	Ben Adler	OL	6-4	332	Jr.-1L	Wichita, Kan. (Trinity Academy)
64	Trevor Stange	OL	6-3	274	Fr.-RS	Coppell, Texas (Coppell)
65	Harrison Creed	OL	6-5	298	Jr.-SQ	Ulysses, Kan. (Ulysses)
66	Sam Shields	OL	6-4	311	Fr.-HS <sup>^</sup>	Manhattan, Kan. (Manhattan)
68	Jackson Smith	OL	6-4	280	Fr.-HS <sup>^</sup>	St. Paul, Minn. (St. Thomas Academy)
69	Noah Johnson	OL	6-1	287	Sr.-1L	Wichita, Kan. (Butler CC)
70	Kaitori Leveston	OL	6-4	345	So.-1L	Waco, Texas (Midway)
72	Witt Mitchum	OL	6-5	259	Fr.-HS <sup>^</sup>	McKenzie, Tenn. (McKenzie)
73	Christian Duffie	OL	6-5	303	So.-1L	Humble, Texas (Summer Creek)
75	Tre Eaton	OL	6-7	296	Fr.-RS	Olathe, Kan. (Olathe South)
76	Josh Rivas	OL	6-6	335	Jr.-2L	Hutchinson, Kan. (Hutchinson)
77	Carver Willis	OL	6-5	287	Fr.-HS <sup>^</sup>	Durango, Colo. (Durango)
78	Marshall Kellner	OL	6-3	305	So.-SQ	De Soto, Kan. (De Soto)
80	Ty Bowman	WR	6-5	220	Fr.-HS <sup>^</sup>	Chanute, Kan. (Chanute)
81	Konner Fox	TE	6-4	253	Fr.-RS	San Antonio, Texas (Reagan)
82	Cameron Cotton	TE	6-4	238	Jr.-SQ	Elk River, Minn. (Elk River)
83	Will Swanson	TE	6-5	245	Fr.-HS <sup>^</sup>	Papillion, Neb. (La Vista South)
84	Thomas Helten	WR	6-3	212	So.-SQ	Garden Plain, Kan. (Bishop Carroll)
85	Riley Petz	WR	6-1	165	Fr.-HS <sup>^</sup>	Cheney, Kan. (Cheney)
86	Hillard Cozine	TE	6-4	259	So.-TR	Wichita, Kan. (Butler CC)
87	Nick Lenners	TE/FB	6-5	252	Jr.-3L	Lincoln, Neb. (Lincoln Southwest)
88	Phillip Brooks	WR	5-7	167	So.-1L	Lee's Summit, Mo. (Lee's Summit West)
89 #	C.J. Horton	TE	6-6	235	Fr.-HS <sup>^</sup>	Fort Scott, Kan. (Fort Scott)
89 #	Logan Long	OL	6-4	315	Jr.-1L	Woodward, Okla. (Woodward)
90	Bronson Massie	DE	6-4	260	Sr.-3L	Lufkin, Texas (Lufkin)
91	Felix Anudike	DE	6-3	244	Fr.-HS <sup>^</sup>	Lee's Summit, Mo. (Lee's Summit)
92	Eli Huggins	DT	6-4	294	Jr.-1L	Cumming, Ga. (West Forsyth)
93	Jaylen Pickle	DT	6-4	313	So.-SQ	Cimarron, Kan. (Cimarron)
95	Elliott Strahm	DT	6-1	276	Fr.-RS	Sabetha, Kan. (Sabetha)
97	Nate Matlack	DE	6-4	226	Fr.-HS <sup>^</sup>	Olathe, Kan. (Olathe East)
99	Owen Lawson	PK	6-3	185	Fr.-HS <sup>^</sup>	Kansas City, Mo. (Rockhurst)

# Duplicate Number | ^ Redshirt Available | \* Played in 2019 but Preserved Redshirt | Updated November 18, 2020

**ALPHABETICAL**

NO	NAME	POS
27	Cameron Key	DB
4	Malik Knowles	WR
99	Owen Lawson	PK
87	Nick Lenners	TE/FB
70	Kaitori Leveston	OL
5	Jaren Lewis	QB
89	Logan Long	OL
10	Blake Lynch	PK
28	Vaughn Malone	DB
14	Max Marsh	QB
30	Matthew Maschmeier	DB
90	Bronson Massie	DE
97	Nate Matlack	DE
31	Jahron McPherson	DB
18	Malachi Mitchell	DB
72	Witt Mitchum	OL
24	Brock Monty	DB
41	Austin Moore	LB
0	Briley Moore	TE
44	Christian Moore	FB
38	Brendan Mott	DE
6	Keyon Mozee	RB
26	Elliot Ollenburger	WR
57	Beau Palmer	LB
12	AJ Parker	DB
85	Riley Petz	WR
93	Jaylen Pickle	DT
45	Nelson Pipes	LS
42	Randen Plattner	LS
52	Taylor Poitier	OL
16	Seth Porter	WR
30	Clyde Price	RB
20	D.J. Render	WR
76	Josh Rivas	OL
39	Jordan Schippers	DB
28	Kaelen Shankle	RB
66	Sam Shields	OL
34	Ben Sinnott	TE
68	Jackson Smith	OL
7	TJ Smith	DB
64	Trevor Stange	OL
95	Elliott Strahm	DT
47	Cody Stufflebean	TE
0	Elijah Sullivan	LB
83	Will Swanson	TE
50	Tyrone Taleni	DE
13	Chabastin Taylor	WR
3	Kiondre Thomas	DB
10	Skylar Thompson	QB
3	Jaelon Travis	WR
2	Harry Trotter	RB
40	Spencer Trussell	DE
22	Deuce Vaughn	RB
51	Talor Warner	OL
12	Landry Weber	WR
24	Dylan Wentzel	WR
19	Sammy Wheeler	TE
59	Drew Wiley	DT
77	Carver Willis	OL
35	Taiten Winkel	K/P
9	Jacardia Wright	RB
8	Ty Zentner	P/K

**PRONUNCIATION GUIDE**

**PLAYERS**

Felix ANUDIKE.....ann-you-DEE-kay  
 Nick AST.....AUHST  
 EKOW BOYE-DOE.....ECK-oh BOY-doe  
 AAMARIS Brown.....ah-MAR-is  
 Hillard COZINE.....co-ZEEN  
 Jax DINEEN.....duh-NEEN  
 KHALID Duke.....kuh-LEED  
 Justin EICHMAN.....IKE-man  
 KIRMARI Gainous.....KEER-mar-ee  
 Reed GODINET.....GODE-uh-nay

KAITORI Leveston.....ka-TOR-ee  
 JAHRON MCPHERSON.....juh-RON mc-FEAR-son  
 MALACHI Mitchell.....MAL-uh-kye  
 Taylor POITIER.....por-tee-AY (long A)  
 Ben SINNOTT.....SIN-it  
 Trevor STANGE.....STANG  
 Tyrone TALENI.....tah-LEEN-ee  
 CHABASTIN Taylor.....chuh-BASS-tin  
 KIONDRE Thomas.....key-ON-dre  
 JACARDIA Wright.....juh-CAR-tee-AY (long A)

**COACHES**

Chris KLIEMAN.....KLY-men  
 Steve STANARD.....STAN-urd  
 Mike TUIASOSOPO.....TWO-ee-AH-so-SO-po

# DEPTH CHART

 at BAYLOR

## OFFENSE

<b>WR</b>	13	Chabastin Taylor (6-4, 223, Jr.-2L)
	12	Landry Weber (5-10, 186, Jr.-2L)
<b>LT</b>	73	Christian Duffie (6-5, 303, So.-1L)
	70	Kaitori Leveston (6-4, 345, So.-1L)
<b>LG</b>	76	Josh Rivas (6-6, 335, Jr.-2L)
	62	Dawson Delforge (6-5, 318, Jr.-TR)
<b>C</b>	69	Noah Johnson (6-1, 287, Sr.-1L)
	55	Hayden Gillum (6-3, 296, So.-SQ)
<b>RG</b>	63	Ben Adler (6-4, 332, Jr.-1L)
	52	Taylor Poitier (6-2, 290, Fr.-RS)
<b>RT</b>	50	Cooper Beebe (6-3, 326, Fr.-RS)
	71	Logan Long (6-4, 315, Jr.-1L)
<b>TE</b>	0	Briley Moore (6-4, 250, Sr.-TR)
	87	Nick Lenners (6-5, 252, Jr.-3L)
<b>QB</b>	15	Will Howard (6-4, 230, Fr.-HS)
	17	Nick Ast (6-5, 219, Jr.-1L)
<b>FB</b>	36	Mason Barta (6-1, 239, Jr.-2L) <b>OR</b>
	29	Jax Dineen (5-10, 241, So.-1L)
<b>RB</b>	22	Deuce Vaughn (5-5, 168, Fr.-HS)
	2	Harry Trotter (5-11, 202, Sr.-1L)
<b>WR</b>	4	Malik Knowles (6-2, 200, So.-1L)
	88	Phillip Brooks (5-7, 167, So.-1L)

## DEFENSE

<b>DE</b>	56	Wyatt Hubert (6-3, 270, Jr.-2L)
	13	Kirmari Gainous (6-3, 255, Jr.-TR) <b>OR</b>
	40	Spencer Trussell (6-3, 232, So.-1L)
<b>DT</b>	59	Drew Wiley (6-4, 300, Sr.-3L)
	93	Jaylen Pickle (6-4, 313, So.-SQ)
<b>DT</b>	92	Eli Huggins (6-4, 294, Jr.-1L)
	15	Robert Hentz II (6-0, 291, Jr.-TR)
<b>DE</b>	29	Khalid Duke (6-3, 244, So.-1L)
	90	Bronson Massie (6-4, 260, Sr.-3L)
<b>MLB</b>	32	Justin Hughes (6-1, 229, Sr.-1L)
	22	Daniel Green (6-2, 238, So.-1L)
<b>WLB</b>	0	Elijah Sullivan (6-0, 215, Sr.-4L)
	55	Cody Fletcher (6-2, 224, Sr.-2L)
<b>NB</b>	12	AJ Parker (5-11, 178, Sr.-3L)
	21	Aamaris Brown (5-10, 184, Fr.-HS)
<b>CB</b>	6	Justin Gardner (6-2, 191, Jr.-TR)
	8	Tee Denson (6-0, 182, Fr.-HS)
<b>SS</b>	31	Jahron McPherson (6-1, 200, Sr.-2L)
	4	Wayne Jones (6-0, 208, So.-1L)
<b>FS</b>	19	Ross Elder (6-0, 180, Jr.-1L)
	36	Hunter Henry (6-0, 190, Fr.-TR)
<b>CB</b>	25	Ekow Boye-Doe (6-0, 165, So.-1L)
	3	Kiondre Thomas (6-0, 186, Sr.-TR)















## SPECIALISTS

<b>PK</b>	10	Blake Lynch (5-5, 148, Sr.-2L)	<b>SHORT</b>	42	Randen Plattner (6-2, 221, So.-1L)
	35	Taiten Winkel (6-0, 181, Jr.-TR)		<b>SNAP</b>	49
<b>KO</b>	8	Ty Zentner (6-1, 198, Jr.-RS)	<b>P</b>	8	Ty Zentner (6-1, 198, Jr.-RS) <b>OR</b>
	35	Taiten Winkel (6-0, 181, Jr.-TR)		43	Jack Blumer (6-2, 193, So.-SQ)
<b>HOLD</b>	43	Jack Blumer (6-2, 193, So.-SQ)	<b>KOR</b>	4	Malik Knowles (6-2, 200, So.-1L)
	8	Ty Zentner (6-1, 198, Jr.-RS)		88	Phillip Brooks (5-7, 167, So.-1L)
<b>LONG</b>	49	Wesley Burris (5-10, 204, Sr.-1L)	<b>PR</b>	88	Phillip Brooks (5-7, 167, So.-1L)
	<b>SNAP</b>	42		Randen Plattner (6-2, 221, So.-1L)	22

<b>WR</b>		<b>#13 Chabastin (chuh-BASS-tin) Taylor</b> 6-4, 223, Jr.-2L Giddings, Texas (Giddings)	<ul style="list-style-type: none"> <li><b>LAST GAME:</b> 2 rec, 37 yds at Iowa State (11/21/20)</li> <li>Tied for first on the team in rec, ranks 2nd in rec yds.</li> <li>Set a new career high with 98 yds against Arkansas State.</li> </ul>	<table border="1"> <thead> <tr> <th>Year</th> <th>Rec.</th> <th>Yds.</th> <th>Avg</th> <th>TD</th> <th>LG</th> </tr> </thead> <tbody> <tr> <td>2020</td> <td>19</td> <td>293</td> <td>15.4</td> <td>1</td> <td>42</td> </tr> <tr> <td><b>CAR</b></td> <td><b>32</b></td> <td><b>476</b></td> <td><b>14.9</b></td> <td><b>3</b></td> <td><b>48</b></td> </tr> <tr> <td colspan="6"><b>Car. Highs:</b> Rec: 4; Yds: 98; TD: 1</td> </tr> </tbody> </table>	Year	Rec.	Yds.	Avg	TD	LG	2020	19	293	15.4	1	42	<b>CAR</b>	<b>32</b>	<b>476</b>	<b>14.9</b>	<b>3</b>	<b>48</b>	<b>Car. Highs:</b> Rec: 4; Yds: 98; TD: 1					
	Year	Rec.	Yds.	Avg	TD	LG																						
2020	19	293	15.4	1	42																							
<b>CAR</b>	<b>32</b>	<b>476</b>	<b>14.9</b>	<b>3</b>	<b>48</b>																							
<b>Car. Highs:</b> Rec: 4; Yds: 98; TD: 1																												
	<b>#12 Landry Weber</b> 5-10, 186, Jr.-2L Lenexa, Kan. (Bishop Miege)	<ul style="list-style-type: none"> <li><b>LAST GAME:</b> Played vs. Iowa State (11/21/20); No stats</li> <li>A two-time First Team Academic All-Big 12 performer.</li> <li>Son of former Wildcat QB and current K-State radio analyst Stan Weber.</li> </ul>	<table border="1"> <thead> <tr> <th>Year</th> <th>Rec.</th> <th>Yds.</th> <th>Avg</th> <th>TD</th> <th>LG</th> </tr> </thead> <tbody> <tr> <td>2020</td> <td>0</td> <td>0</td> <td>0.0</td> <td>0</td> <td>0</td> </tr> <tr> <td><b>CAR</b></td> <td><b>7</b></td> <td><b>117</b></td> <td><b>16.7</b></td> <td><b>0</b></td> <td><b>35</b></td> </tr> <tr> <td colspan="6"><b>Car. Highs:</b> Rec: 2; Yds: 50</td> </tr> </tbody> </table>	Year	Rec.	Yds.	Avg	TD	LG	2020	0	0	0.0	0	0	<b>CAR</b>	<b>7</b>	<b>117</b>	<b>16.7</b>	<b>0</b>	<b>35</b>	<b>Car. Highs:</b> Rec: 2; Yds: 50						
Year	Rec.	Yds.	Avg	TD	LG																							
2020	0	0	0.0	0	0																							
<b>CAR</b>	<b>7</b>	<b>117</b>	<b>16.7</b>	<b>0</b>	<b>35</b>																							
<b>Car. Highs:</b> Rec: 2; Yds: 50																												
<b>LT</b>		<b>#73 Christian Duffie</b> 6-5, 303, So.-1L Humble, Texas (Summer Creek)	<ul style="list-style-type: none"> <li>Has started 4 games at LT – including last 3 – and a pair at RT.</li> <li>Earned significant playing time at LT in a reserve role at Oklahoma.</li> <li>Viewed as the 45th-best OG in the Class of 2018 by ESPN.</li> </ul>	<table border="1"> <thead> <tr> <th>Year</th> <th>GP/GS</th> </tr> </thead> <tbody> <tr> <td>2020</td> <td>7/6</td> </tr> <tr> <td><b>CAR</b></td> <td><b>10/6</b></td> </tr> </tbody> </table>	Year	GP/GS	2020	7/6	<b>CAR</b>	<b>10/6</b>																		
	Year	GP/GS																										
2020	7/6																											
<b>CAR</b>	<b>10/6</b>																											
	<b>#70 Kaitori (ka-TOR-ee) Leveston</b> 6-4, 345, So.-1L Waco, Texas (Midway)	<ul style="list-style-type: none"> <li>Has earned first 4 career starts this season.</li> <li>Saw time last season in a reserve role against Nicholls, Bowling Green, Oklahoma and Kansas.</li> <li>Viewed as the 59th-best OT nationally in the Class of 2018 by 247Sports.</li> </ul>	<table border="1"> <thead> <tr> <th>Year</th> <th>GP/GS</th> </tr> </thead> <tbody> <tr> <td>2020</td> <td>8/4</td> </tr> <tr> <td><b>CAR</b></td> <td><b>12/4</b></td> </tr> </tbody> </table>	Year	GP/GS	2020	8/4	<b>CAR</b>	<b>12/4</b>																			
Year	GP/GS																											
2020	8/4																											
<b>CAR</b>	<b>12/4</b>																											
<b>LG</b>		<b>#76 Josh Rivas</b> 6-6, 335, Jr.-2L Hutchinson, Kan. (Hutchinson)	<ul style="list-style-type: none"> <li>Has started every game this season at left guard.</li> <li>Named a Second Team All-Big 12 performer by the Associated Press last year despite not starting a game.</li> <li>Made two starts as a redshirt freshman in 2018 – at TCU and Iowa State.</li> </ul>	<table border="1"> <thead> <tr> <th>Year</th> <th>GP/GS</th> </tr> </thead> <tbody> <tr> <td>2020</td> <td>8/8</td> </tr> <tr> <td><b>CAR</b></td> <td><b>33/10</b></td> </tr> </tbody> </table>	Year	GP/GS	2020	8/8	<b>CAR</b>	<b>33/10</b>																		
	Year	GP/GS																										
2020	8/8																											
<b>CAR</b>	<b>33/10</b>																											
	<b>#62 Dawson Delforge</b> 6-5, 318, Jr.-TR Wamego, Kan. (Butler CC)	<ul style="list-style-type: none"> <li>Has played in every game this year on either FG protection or as a reserve lineman.</li> <li>Earned all-conference honors as a sophomore at Butler CC, helping the Grizzlies earn a 10-3 record.</li> <li>Viewed as the 5th-best OG among 2020 CC prospects by ESPN, No. 6 by 247Sports and No. 9 by JCGridiron.com.</li> </ul>	<table border="1"> <thead> <tr> <th>Year</th> <th>GP/GS</th> </tr> </thead> <tbody> <tr> <td>2020</td> <td>8/0</td> </tr> <tr> <td><b>CAR</b></td> <td><b>8/0</b></td> </tr> </tbody> </table>	Year	GP/GS	2020	8/0	<b>CAR</b>	<b>8/0</b>																			
Year	GP/GS																											
2020	8/0																											
<b>CAR</b>	<b>8/0</b>																											
<b>C</b>		<b>#69 Noah Johnson</b> 6-1, 287, Sr.-1L Wichita, Kan. (Butler CC)	<ul style="list-style-type: none"> <li>Has started every game this year, the first starts of his career.</li> <li>Played as a reserve offensive lineman last year against Nicholls, Bowling Green and Kansas.</li> <li>A two-time all-conference lineman at Butler CC who earned first-team accolades as a sophomore in 2017.</li> </ul>	<table border="1"> <thead> <tr> <th>Year</th> <th>GP/GS</th> </tr> </thead> <tbody> <tr> <td>2020</td> <td>8/8</td> </tr> <tr> <td><b>CAR</b></td> <td><b>11/8</b></td> </tr> </tbody> </table>	Year	GP/GS	2020	8/8	<b>CAR</b>	<b>11/8</b>																		
	Year	GP/GS																										
2020	8/8																											
<b>CAR</b>	<b>11/8</b>																											
	<b>#55 Hayden Gillum</b> 6-3, 296, So.-SQ Plainville, Kan. (Plainville)	<ul style="list-style-type: none"> <li>Has played in 4 games this year on FG protection and as a reserve OL.</li> <li>Played a majority of the second half in the season opener vs. Arkansas State.</li> <li>Saw action in one game last year as a reserve center against Bowling Green.</li> </ul>	<table border="1"> <thead> <tr> <th>Year</th> <th>GP/GS</th> </tr> </thead> <tbody> <tr> <td>2020</td> <td>4/0</td> </tr> <tr> <td><b>CAR</b></td> <td><b>5/0</b></td> </tr> </tbody> </table>	Year	GP/GS	2020	4/0	<b>CAR</b>	<b>5/0</b>																			
Year	GP/GS																											
2020	4/0																											
<b>CAR</b>	<b>5/0</b>																											
<b>RG</b>		<b>#63 Ben Adler</b> 6-4, 332, Jr.-1L Wichita, Kan. (Trinity Academy)	<ul style="list-style-type: none"> <li>Has earned the first 8 starts of his career this season.</li> <li>Played as a reserve offensive lineman last season against Nicholls, Bowling Green and Kansas.</li> <li>Rated the nation's 47th-best guard and the 4th-best player in Kansas in the Class of 2017 by Scout.</li> </ul>	<table border="1"> <thead> <tr> <th>Year</th> <th>GP/GS</th> </tr> </thead> <tbody> <tr> <td>2020</td> <td>8/8</td> </tr> <tr> <td><b>CAR</b></td> <td><b>12/8</b></td> </tr> </tbody> </table>	Year	GP/GS	2020	8/8	<b>CAR</b>	<b>12/8</b>																		
	Year	GP/GS																										
2020	8/8																											
<b>CAR</b>	<b>12/8</b>																											
	<b>#52 Taylor Poitier</b> 6-2, 290, Fr.-RS Shawnee, Kan. (Bishop Miege)	<ul style="list-style-type: none"> <li>Saw his first-career game action against Kansas.</li> <li>Regarded as the 56th-best OG in the Class of 2019 by ESPN, while 247Sports ranked him 72nd.</li> <li>Named to the Kansas Football Coaches Association Top-11 team among all classes in 2018.</li> </ul>	<table border="1"> <thead> <tr> <th>Year</th> <th>GP/GS</th> </tr> </thead> <tbody> <tr> <td>2020</td> <td>2/0</td> </tr> <tr> <td><b>CAR</b></td> <td><b>2/0</b></td> </tr> </tbody> </table>	Year	GP/GS	2020	2/0	<b>CAR</b>	<b>2/0</b>																			
Year	GP/GS																											
2020	2/0																											
<b>CAR</b>	<b>2/0</b>																											
<b>RT</b>		<b>#50 Cooper Beebe</b> 6-3, 326, Fr.-RS Kansas City, Kan. (Piper)	<ul style="list-style-type: none"> <li>Has started 6 games at RT, while he played significantly as a reserve against Kansas coming off an injury.</li> <li>Played against Bowling Green and Kansas last season as he preserved his redshirt.</li> <li>Rated the 79th-best DT in the Class of 2019 by ESPN.</li> </ul>	<table border="1"> <thead> <tr> <th>Year</th> <th>GP/GS</th> </tr> </thead> <tbody> <tr> <td>2020</td> <td>7/6</td> </tr> <tr> <td><b>CAR</b></td> <td><b>9/6</b></td> </tr> </tbody> </table>	Year	GP/GS	2020	7/6	<b>CAR</b>	<b>9/6</b>																		
	Year	GP/GS																										
2020	7/6																											
<b>CAR</b>	<b>9/6</b>																											
	<b>#89 Logan Long</b> 6-4, 315, Jr.-1L Woodward, Okla. (Woodward)	<ul style="list-style-type: none"> <li>A former tight end who has transitioned to offensive line this season.</li> <li>Earned a start at tight end last season against TCU.</li> <li>Picked up First Team Academic All-Big 12 honors in 2019.</li> </ul>	<table border="1"> <thead> <tr> <th>Year</th> <th>GP/GS</th> </tr> </thead> <tbody> <tr> <td>2020</td> <td>6/0</td> </tr> <tr> <td><b>CAR</b></td> <td><b>19/1</b></td> </tr> </tbody> </table>	Year	GP/GS	2020	6/0	<b>CAR</b>	<b>19/1</b>																			
Year	GP/GS																											
2020	6/0																											
<b>CAR</b>	<b>19/1</b>																											
<b>TE</b>		<b>#0 Briley Moore</b> 6-4, 250, Sr.-TR Blue Springs, Mo. (Univ. of Northern Iowa)	<ul style="list-style-type: none"> <li><b>LAST GAME:</b> Started at Iowa State (11/21/20); No stats</li> <li>Tied for 4th in school history in rec TDs by a TE in a season (next one ties for 2nd).</li> <li>Began his SR year at UNI in 2019 but suffered a season-ending injury and earned a redshirt.</li> </ul>	<table border="1"> <thead> <tr> <th>Year</th> <th>Rec.</th> <th>Yds.</th> <th>Avg</th> <th>TD</th> <th>LG</th> </tr> </thead> <tbody> <tr> <td>2020</td> <td>19</td> <td>271</td> <td>14.3</td> <td>3</td> <td>66</td> </tr> <tr> <td><b>CAR</b></td> <td><b>104</b></td> <td><b>1,387</b></td> <td><b>13.3</b></td> <td><b>8</b></td> <td><b>66</b></td> </tr> <tr> <td colspan="6"><b>Car. Highs:</b> Rec: 7; Yds: 100; TD: 1 <i>2016-19 at UNI</i></td> </tr> </tbody> </table>	Year	Rec.	Yds.	Avg	TD	LG	2020	19	271	14.3	3	66	<b>CAR</b>	<b>104</b>	<b>1,387</b>	<b>13.3</b>	<b>8</b>	<b>66</b>	<b>Car. Highs:</b> Rec: 7; Yds: 100; TD: 1 <i>2016-19 at UNI</i>					
	Year	Rec.	Yds.	Avg	TD	LG																						
2020	19	271	14.3	3	66																							
<b>CAR</b>	<b>104</b>	<b>1,387</b>	<b>13.3</b>	<b>8</b>	<b>66</b>																							
<b>Car. Highs:</b> Rec: 7; Yds: 100; TD: 1 <i>2016-19 at UNI</i>																												
	<b>#87 Nick Lenner</b> 6-5, 252, Jr.-3L Lincoln, Neb. (Lincoln Southwest)	<ul style="list-style-type: none"> <li><b>LAST GAME:</b> Played at Iowa State (11/21/20); No stats</li> <li>Earned First Team All-Big 12 honors as a fullback in 2019.</li> <li>Had the most catches by a Wildcat FB or TE in a season since 2014 last year.</li> </ul>	<table border="1"> <thead> <tr> <th>Year</th> <th>Rec.</th> <th>Yds.</th> <th>Avg</th> <th>TD</th> <th>LG</th> </tr> </thead> <tbody> <tr> <td>2020</td> <td>2</td> <td>11</td> <td>5.5</td> <td>0</td> <td>8</td> </tr> <tr> <td><b>CAR</b></td> <td><b>15</b></td> <td><b>174</b></td> <td><b>11.6</b></td> <td><b>1</b></td> <td><b>24</b></td> </tr> <tr> <td colspan="6"><b>Car. Highs:</b> Rec: 2; Yds: 34; TD: 1</td> </tr> </tbody> </table>	Year	Rec.	Yds.	Avg	TD	LG	2020	2	11	5.5	0	8	<b>CAR</b>	<b>15</b>	<b>174</b>	<b>11.6</b>	<b>1</b>	<b>24</b>	<b>Car. Highs:</b> Rec: 2; Yds: 34; TD: 1						
Year	Rec.	Yds.	Avg	TD	LG																							
2020	2	11	5.5	0	8																							
<b>CAR</b>	<b>15</b>	<b>174</b>	<b>11.6</b>	<b>1</b>	<b>24</b>																							
<b>Car. Highs:</b> Rec: 2; Yds: 34; TD: 1																												
<b>QB</b>		<b>#15 Will Howard</b> 6-4, 230, Fr.-HS Downingtown, Pa. (Downingtown)	<ul style="list-style-type: none"> <li><b>LAST GAME:</b> 3-for-9, 32 yds, INT; 5 att, 12 yds at Iowa State (11/21/20)</li> <li>Ranks 3rd in school history among FR in passing yds, tied for third in passing TDs.</li> <li>Named Big 12 Newcomer of the Week following the TCU game.</li> </ul>	<table border="1"> <thead> <tr> <th>Year</th> <th>Cpl-Att</th> <th>Pct.</th> <th>Yds</th> <th>TD/INT</th> </tr> </thead> <tbody> <tr> <td>2020</td> <td>65-123</td> <td>52.8</td> <td>916</td> <td>5/6</td> </tr> <tr> <td><b>CAR</b></td> <td><b>65-123</b></td> <td><b>52.8</b></td> <td><b>916</b></td> <td><b>5/6</b></td> </tr> <tr> <td colspan="5"><b>Car. Highs:</b> Cpl: 19; Att: 37; Yds: 243; TD: 2; INT: 3</td> </tr> </tbody> </table>	Year	Cpl-Att	Pct.	Yds	TD/INT	2020	65-123	52.8	916	5/6	<b>CAR</b>	<b>65-123</b>	<b>52.8</b>	<b>916</b>	<b>5/6</b>	<b>Car. Highs:</b> Cpl: 19; Att: 37; Yds: 243; TD: 2; INT: 3								
	Year	Cpl-Att	Pct.	Yds	TD/INT																							
2020	65-123	52.8	916	5/6																								
<b>CAR</b>	<b>65-123</b>	<b>52.8</b>	<b>916</b>	<b>5/6</b>																								
<b>Car. Highs:</b> Cpl: 19; Att: 37; Yds: 243; TD: 2; INT: 3																												
	<b>#17 Nick Ast</b> 6-5, 219, Jr.-1L Cimarron, Kan. (Cimarron)	<ul style="list-style-type: none"> <li><b>LAST GAME:</b> 6-for-10, 44 yds; 4 att, -19 yds at Iowa State (11/21/20)</li> <li>Has seen action in a reserve role in each of the last 3 games.</li> <li>Saw time in 5 games last season.</li> </ul>	<table border="1"> <thead> <tr> <th>Year</th> <th>Cpl-Att</th> <th>Pct.</th> <th>Yds</th> <th>TD/INT</th> </tr> </thead> <tbody> <tr> <td>2020</td> <td>7-14</td> <td>50.0</td> <td>53</td> <td>0/0</td> </tr> <tr> <td><b>CAR</b></td> <td><b>10-17</b></td> <td><b>58.8</b></td> <td><b>81</b></td> <td><b>0/0</b></td> </tr> <tr> <td colspan="5"><b>Car. Highs:</b> Cpl: 6; Att: 10; Yds: 44</td> </tr> </tbody> </table>	Year	Cpl-Att	Pct.	Yds	TD/INT	2020	7-14	50.0	53	0/0	<b>CAR</b>	<b>10-17</b>	<b>58.8</b>	<b>81</b>	<b>0/0</b>	<b>Car. Highs:</b> Cpl: 6; Att: 10; Yds: 44									
Year	Cpl-Att	Pct.	Yds	TD/INT																								
2020	7-14	50.0	53	0/0																								
<b>CAR</b>	<b>10-17</b>	<b>58.8</b>	<b>81</b>	<b>0/0</b>																								
<b>Car. Highs:</b> Cpl: 6; Att: 10; Yds: 44																												
<b>FB OR</b>		<b>#36 Mason Barta</b> 6-1, 239, Jr.-2L Holton, Kan. (Holton)	<ul style="list-style-type: none"> <li><b>LAST GAME:</b> Started at Iowa State (11/21/20); No stats</li> <li>Had a career-long reception of 8 yds against Kansas.</li> <li>Played in every game last year, including starts vs. OSU, BU, UT and TTU.</li> </ul>	<table border="1"> <thead> <tr> <th>Year</th> <th>Rec.</th> <th>Yds.</th> <th>Avg</th> <th>TD</th> <th>LG</th> </tr> </thead> <tbody> <tr> <td>2020</td> <td>1</td> <td>8</td> <td>8.0</td> <td>0</td> <td>8</td> </tr> <tr> <td><b>CAR</b></td> <td><b>2</b></td> <td><b>6</b></td> <td><b>3.0</b></td> <td><b>0</b></td> <td><b>8</b></td> </tr> <tr> <td colspan="6"><b>Car. Highs:</b> Rec: 1; Yds: 8</td> </tr> </tbody> </table>	Year	Rec.	Yds.	Avg	TD	LG	2020	1	8	8.0	0	8	<b>CAR</b>	<b>2</b>	<b>6</b>	<b>3.0</b>	<b>0</b>	<b>8</b>	<b>Car. Highs:</b> Rec: 1; Yds: 8					
	Year	Rec.	Yds.	Avg	TD	LG																						
2020	1	8	8.0	0	8																							
<b>CAR</b>	<b>2</b>	<b>6</b>	<b>3.0</b>	<b>0</b>	<b>8</b>																							
<b>Car. Highs:</b> Rec: 1; Yds: 8																												
	<b>#29 Jax Dineen (duh-NEEN)</b> 5-10, 241, So.-1L Lawrence, Kan. (Free State)	<ul style="list-style-type: none"> <li><b>LAST GAME:</b> Played at Iowa State (11/21/20); No stats</li> <li>Set career highs in catches (4) and receiving yds (35) vs. Oklahoma State.</li> <li>Has started 4 career games, including 3 this season.</li> </ul>	<table border="1"> <thead> <tr> <th>Year</th> <th>Rec.</th> <th>Yds.</th> <th>Avg</th> <th>TD</th> <th>LG</th> </tr> </thead> <tbody> <tr> <td>2020</td> <td>7</td> <td>78</td> <td>11.1</td> <td>0</td> <td>24</td> </tr> <tr> <td><b>CAR</b></td> <td><b>10</b></td> <td><b>102</b></td> <td><b>10.2</b></td> <td><b>0</b></td> <td><b>24</b></td> </tr> <tr> <td colspan="6"><b>Car. Highs:</b> Rec: 4; Yds: 35</td> </tr> </tbody> </table>	Year	Rec.	Yds.	Avg	TD	LG	2020	7	78	11.1	0	24	<b>CAR</b>	<b>10</b>	<b>102</b>	<b>10.2</b>	<b>0</b>	<b>24</b>	<b>Car. Highs:</b> Rec: 4; Yds: 35						
Year	Rec.	Yds.	Avg	TD	LG																							
2020	7	78	11.1	0	24																							
<b>CAR</b>	<b>10</b>	<b>102</b>	<b>10.2</b>	<b>0</b>	<b>24</b>																							
<b>Car. Highs:</b> Rec: 4; Yds: 35																												
<b>RB</b>		<b>#22 Deuce Vaughn</b> 5-5, 168, Fr.-HS Round Rock, Texas (Cedar Ridge)	<ul style="list-style-type: none"> <li><b>LAST GAME:</b> 7 att, 44 yds; 2 rec, 4 yds at Iowa State (11/21/20)</li> <li>Leads all true FR nationally with 747 yds from scrimmage this season.</li> <li>Only player in the Big 12 to lead his team in both rushing and receiving yds.</li> </ul>	<table border="1"> <thead> <tr> <th>Year</th> <th>Att</th> <th>Yds.</th> <th>Avg</th> <th>TD</th> <th>LG</th> </tr> </thead> <tbody> <tr> <td>2020</td> <td>94</td> <td>415</td> <td>4.4</td> <td>4</td> <td>28</td> </tr> <tr> <td><b>CAR</b></td> <td><b>94</b></td> <td><b>415</b></td> <td><b>4.4</b></td> <td><b>4</b></td> <td><b>28</b></td> </tr> <tr> <td colspan="6"><b>Car. Highs:</b> Att: 17; Yds: 113; TD: 1</td> </tr> </tbody> </table>	Year	Att	Yds.	Avg	TD	LG	2020	94	415	4.4	4	28	<b>CAR</b>	<b>94</b>	<b>415</b>	<b>4.4</b>	<b>4</b>	<b>28</b>	<b>Car. Highs:</b> Att: 17; Yds: 113; TD: 1					
	Year	Att	Yds.	Avg	TD	LG																						
2020	94	415	4.4	4	28																							
<b>CAR</b>	<b>94</b>	<b>415</b>	<b>4.4</b>	<b>4</b>	<b>28</b>																							
<b>Car. Highs:</b> Att: 17; Yds: 113; TD: 1																												
	<b>#2 Harry Trotter</b> 5-11, 202, Sr.-1L Atchison, Kan. (Univ. of Louisville)	<ul style="list-style-type: none"> <li><b>LAST GAME:</b> 7 att, 28 yds at Iowa State (11/21/20)</li> <li>Has played in 20 of 21 games since last year, including 7 starts.</li> <li>Finished 4th on the team in rushing yards last year, while he caught 3 passes for 16 yds.</li> </ul>	<table border="1"> <thead> <tr> <th>Year</th> <th>Att.</th> <th>Yds.</th> <th>Avg</th> <th>TD</th> <th>LG</th> </tr> </thead> <tbody> <tr> <td>2020</td> <td>61</td> <td>205</td> <td>3.4</td> <td>3</td> <td>24</td> </tr> <tr> <td><b>CAR</b></td> <td><b>131</b></td> <td><b>495</b></td> <td><b>3.8</b></td> <td><b>6</b></td> <td><b>24</b></td> </tr> <tr> <td colspan="6"><b>Car. Highs:</b> Att: 20; Yds: 92; TD: 1 <i>2017 at Louisville</i></td> </tr> </tbody> </table>	Year	Att.	Yds.	Avg	TD	LG	2020	61	205	3.4	3	24	<b>CAR</b>	<b>131</b>	<b>495</b>	<b>3.8</b>	<b>6</b>	<b>24</b>	<b>Car. Highs:</b> Att: 20; Yds: 92; TD: 1 <i>2017 at Louisville</i>						
Year	Att.	Yds.	Avg	TD	LG																							
2020	61	205	3.4	3	24																							
<b>CAR</b>	<b>131</b>	<b>495</b>	<b>3.8</b>	<b>6</b>	<b>24</b>																							
<b>Car. Highs:</b> Att: 20; Yds: 92; TD: 1 <i>2017 at Louisville</i>																												
<b>WR</b>		<b>#4 Malik Knowles</b> 6-2, 200, So.-1L Mansfield, Texas (Lake Ridge)	<ul style="list-style-type: none"> <li><b>LAST GAME:</b> 2 rec, 16 yds vs. Oklahoma State (11/7/20)</li> <li>Carded his first TD of the season at West Virginia.</li> <li>Earned votes for Big 12 Off. Freshman of the Year from the league's coaches in 2019.</li> </ul>	<table border="1"> <thead> <tr> <th>Year</th> <th>Rec.</th> <th>Yds.</th> <th>Avg</th> <th>TD</th> <th>LG</th> </tr> </thead> <tbody> <tr> <td>2020</td> <td>6</td> <td>93</td> <td>15.5</td> <td>1</td> <td>35</td> </tr> <tr> <td><b>CAR</b></td> <td><b>43</b></td> <td><b>590</b></td> <td><b>13.7</b></td> <td><b>6</b></td> <td><b>70</b></td> </tr> <tr> <td colspan="6"><b>Car. Highs:</b> Rec: 5; Yds: 99; TD: 2</td> </tr> </tbody> </table>	Year	Rec.	Yds.	Avg	TD	LG	2020	6	93	15.5	1	35	<b>CAR</b>	<b>43</b>	<b>590</b>	<b>13.7</b>	<b>6</b>	<b>70</b>	<b>Car. Highs:</b> Rec: 5; Yds: 99; TD: 2					
	Year	Rec.	Yds.	Avg	TD	LG																						
2020	6	93	15.5	1	35																							
<b>CAR</b>	<b>43</b>	<b>590</b>	<b>13.7</b>	<b>6</b>	<b>70</b>																							
<b>Car. Highs:</b> Rec: 5; Yds: 99; TD: 2																												
	<b>#88 Phillip Brooks</b> 5-7, 167, So.-1L Lee's Summit, Mo. (Lee's Summit West)	<ul style="list-style-type: none"> <li><b>LAST GAME:</b> 1 rec, 22 yds at Iowa State (11/21/20)</li> <li>Scored K-State's first TD of the season on a 17-yd reception vs. Arkansas State.</li> <li>Seeing his 3rd season of action on the field as he played but preserved redshirt in 2018.</li> </ul>	<table border="1"> <thead> <tr> <th>Year</th> <th>Rec.</th> <th>Yds.</th> <th>Avg</th> <th>TD</th> <th>LG</th> </tr> </thead> <tbody> <tr> <td>2020</td> <td>13</td> <td>153</td> <td>11.8</td> <td>2</td> <td>25</td> </tr> <tr> <td><b>CAR</b></td> <td><b>39</b></td> <td><b>406</b></td> <td><b>10.4</b></td> <td><b>3</b></td> <td><b>25</b></td> </tr> <tr> <td colspan="6"><b>Car. Highs:</b> Rec: 7; Yds: 69; TD: 1</td> </tr> </tbody> </table>	Year	Rec.	Yds.	Avg	TD	LG	2020	13	153	11.8	2	25	<b>CAR</b>	<b>39</b>	<b>406</b>	<b>10.4</b>	<b>3</b>	<b>25</b>	<b>Car. Highs:</b> Rec: 7; Yds: 69; TD: 1						
Year	Rec.	Yds.	Avg	TD	LG																							
2020	13	153	11.8	2	25																							
<b>CAR</b>	<b>39</b>	<b>406</b>	<b>10.4</b>	<b>3</b>	<b>25</b>																							
<b>Car. Highs:</b> Rec: 7; Yds: 69; TD: 1																												



DE		<p><b>#56 Wyatt Hubert</b> 6-3, 270, Jr.-2L Topeka, Kan. (Shawnee Heights)</p> <ul style="list-style-type: none"> <li><b>LAST GAME:</b> 3 tackles, 1.5 TFL at Iowa State (11/21/20)</li> <li>Leads all non-seniors in the nation in career sacks.</li> <li>Preseason All-Big 12 pick and on the watch lists for the Bednarik, Nagurski, Hendricks.</li> </ul>	<table border="1"> <thead> <tr> <th>Year</th> <th>U-A-T</th> <th>TFL-Yds.</th> <th>Sk-Yds</th> <th>INT</th> <th>PD</th> <th>F/R</th> </tr> </thead> <tbody> <tr> <td>2020</td> <td>15-6-21</td> <td>10-0-44</td> <td>5-5-30</td> <td>0</td> <td>1</td> <td>2/0</td> </tr> <tr> <td><b>CAR</b></td> <td><b>68-20-88</b></td> <td><b>31.0-148</b></td> <td><b>17.0-114</b></td> <td><b>1</b></td> <td><b>3</b></td> <td><b>3/0</b></td> </tr> <tr> <td colspan="7">Car. Highs: Tackles: 9; TFL: 3.5; Sacks: 2.5; FF: 1</td> </tr> </tbody> </table>	Year	U-A-T	TFL-Yds.	Sk-Yds	INT	PD	F/R	2020	15-6-21	10-0-44	5-5-30	0	1	2/0	<b>CAR</b>	<b>68-20-88</b>	<b>31.0-148</b>	<b>17.0-114</b>	<b>1</b>	<b>3</b>	<b>3/0</b>	Car. Highs: Tackles: 9; TFL: 3.5; Sacks: 2.5; FF: 1						
	Year	U-A-T	TFL-Yds.	Sk-Yds	INT	PD	F/R																								
2020	15-6-21	10-0-44	5-5-30	0	1	2/0																									
<b>CAR</b>	<b>68-20-88</b>	<b>31.0-148</b>	<b>17.0-114</b>	<b>1</b>	<b>3</b>	<b>3/0</b>																									
Car. Highs: Tackles: 9; TFL: 3.5; Sacks: 2.5; FF: 1																															
		<p><b>#13 Kirmari Gainous or #40 Spencer Trussell</b> 6-3, 255, Jr.-TR /// 6-3, 232, So.-1L Tallahassee, Fla. /// Arlington, Texas</p> <ul style="list-style-type: none"> <li><b>GAINOUS' LAST GAME:</b> 2 tackles at Iowa State (11/21/20)</li> <li><b>TRUSSELL'S LAST GAME:</b> 2 tackles, sack at Iowa State (11/21/20)</li> <li><b>GAINOUS:</b> Had sacks in consecutive games against OU and Texas Tech.</li> </ul>	<table border="1"> <thead> <tr> <th>Year</th> <th>U-A-T</th> <th>TFL-Yds.</th> <th>Sk-Yds</th> <th>INT</th> <th>PD</th> <th>F/R</th> </tr> </thead> <tbody> <tr> <td>2020</td> <td>8-2-10</td> <td>3-0-7</td> <td>2-0-3</td> <td>0</td> <td>0</td> <td>1/0</td> </tr> <tr> <td><b>CAR</b></td> <td><b>8-2-10</b></td> <td><b>3-0-7</b></td> <td><b>2-0-3</b></td> <td><b>0</b></td> <td><b>0</b></td> <td><b>1/0</b></td> </tr> <tr> <td colspan="7">Car. Highs: Tackles: 2; TFL: 1.0; Sacks: 1.0</td> </tr> </tbody> </table>	Year	U-A-T	TFL-Yds.	Sk-Yds	INT	PD	F/R	2020	8-2-10	3-0-7	2-0-3	0	0	1/0	<b>CAR</b>	<b>8-2-10</b>	<b>3-0-7</b>	<b>2-0-3</b>	<b>0</b>	<b>0</b>	<b>1/0</b>	Car. Highs: Tackles: 2; TFL: 1.0; Sacks: 1.0						
Year	U-A-T	TFL-Yds.	Sk-Yds	INT	PD	F/R																									
2020	8-2-10	3-0-7	2-0-3	0	0	1/0																									
<b>CAR</b>	<b>8-2-10</b>	<b>3-0-7</b>	<b>2-0-3</b>	<b>0</b>	<b>0</b>	<b>1/0</b>																									
Car. Highs: Tackles: 2; TFL: 1.0; Sacks: 1.0																															
DT		<p><b>#59 Drew Wiley</b> 6-4, 300, Sr.-3L Vinton, Iowa (Vinton-Shellsburg)</p> <ul style="list-style-type: none"> <li><b>LAST GAME:</b> 1 tackle, PD at Iowa State (11/21/20)</li> <li>Has played in all 45 games since true FR year of 2017, but has made first 8 starts this year.</li> <li>Tied for 12th in the Big 12 in sacks.</li> </ul>	<table border="1"> <thead> <tr> <th>Year</th> <th>U-A-T</th> <th>TFL-Yds.</th> <th>Sk-Yds</th> <th>INT</th> <th>PD</th> <th>F/R</th> </tr> </thead> <tbody> <tr> <td>2020</td> <td>9-10-19</td> <td>7-0-24</td> <td>3-5-20</td> <td>0</td> <td>3</td> <td>0/1</td> </tr> <tr> <td><b>CAR</b></td> <td><b>21-19-40</b></td> <td><b>9-0-29</b></td> <td><b>3-5-20</b></td> <td><b>0</b></td> <td><b>4</b></td> <td><b>0/1</b></td> </tr> <tr> <td colspan="7">Car. Highs: Tackles: 7; TFL: 2.5; Sacks: 1.0; PD: 2</td> </tr> </tbody> </table>	Year	U-A-T	TFL-Yds.	Sk-Yds	INT	PD	F/R	2020	9-10-19	7-0-24	3-5-20	0	3	0/1	<b>CAR</b>	<b>21-19-40</b>	<b>9-0-29</b>	<b>3-5-20</b>	<b>0</b>	<b>4</b>	<b>0/1</b>	Car. Highs: Tackles: 7; TFL: 2.5; Sacks: 1.0; PD: 2						
	Year	U-A-T	TFL-Yds.	Sk-Yds	INT	PD	F/R																								
2020	9-10-19	7-0-24	3-5-20	0	3	0/1																									
<b>CAR</b>	<b>21-19-40</b>	<b>9-0-29</b>	<b>3-5-20</b>	<b>0</b>	<b>4</b>	<b>0/1</b>																									
Car. Highs: Tackles: 7; TFL: 2.5; Sacks: 1.0; PD: 2																															
		<p><b>#93 Jaylen Pickle</b> 6-4, 313, So.-SQ Cimarron, Kan. (Cimarron)</p> <ul style="list-style-type: none"> <li><b>LAST GAME:</b> 1 tackle vs. Oklahoma State (11/7/20)</li> <li>Has earned first 2 career start and most significant playing time this season.</li> <li>Rated the 44th-best DT in the nation for the Class of 2018 by Rivals.</li> </ul>	<table border="1"> <thead> <tr> <th>Year</th> <th>U-A-T</th> <th>TFL-Yds.</th> <th>Sk-Yds</th> <th>INT</th> <th>PD</th> <th>F/R</th> </tr> </thead> <tbody> <tr> <td>2020</td> <td>3-6-9</td> <td>0-5-1</td> <td>0-0-0</td> <td>0</td> <td>3</td> <td>0/0</td> </tr> <tr> <td><b>CAR</b></td> <td><b>3-6-9</b></td> <td><b>0-5-1</b></td> <td><b>0-0-0</b></td> <td><b>0</b></td> <td><b>3</b></td> <td><b>0/0</b></td> </tr> <tr> <td colspan="7">Car. Highs: Tackles: 4; TFL: 0.5; PD: 1</td> </tr> </tbody> </table>	Year	U-A-T	TFL-Yds.	Sk-Yds	INT	PD	F/R	2020	3-6-9	0-5-1	0-0-0	0	3	0/0	<b>CAR</b>	<b>3-6-9</b>	<b>0-5-1</b>	<b>0-0-0</b>	<b>0</b>	<b>3</b>	<b>0/0</b>	Car. Highs: Tackles: 4; TFL: 0.5; PD: 1						
Year	U-A-T	TFL-Yds.	Sk-Yds	INT	PD	F/R																									
2020	3-6-9	0-5-1	0-0-0	0	3	0/0																									
<b>CAR</b>	<b>3-6-9</b>	<b>0-5-1</b>	<b>0-0-0</b>	<b>0</b>	<b>3</b>	<b>0/0</b>																									
Car. Highs: Tackles: 4; TFL: 0.5; PD: 1																															
DT		<p><b>#92 Eli Huggins</b> 6-4, 294, Jr.-1L Cumming, Ga. (West Forsyth)</p> <ul style="list-style-type: none"> <li><b>LAST GAME:</b> 1 tackle at Iowa State (11/21/20)</li> <li>Set a career high with 2.0 TFLs vs. Oklahoma State.</li> <li>Saw action in 6 games in 2019 as a reserve DT but has started 5 games this year.</li> </ul>	<table border="1"> <thead> <tr> <th>Year</th> <th>U-A-T</th> <th>TFL-Yds.</th> <th>Sk-Yds</th> <th>INT</th> <th>PD</th> <th>F/R</th> </tr> </thead> <tbody> <tr> <td>2020</td> <td>9-8-17</td> <td>5-0-20</td> <td>1-5-12</td> <td>0</td> <td>0</td> <td>0/0</td> </tr> <tr> <td><b>CAR</b></td> <td><b>12-11-23</b></td> <td><b>6-0-24</b></td> <td><b>1-5-12</b></td> <td><b>0</b></td> <td><b>0</b></td> <td><b>0/0</b></td> </tr> <tr> <td colspan="7">Car. Highs: Tackles: 3; TFL: 2.0; Sacks: 1.0</td> </tr> </tbody> </table>	Year	U-A-T	TFL-Yds.	Sk-Yds	INT	PD	F/R	2020	9-8-17	5-0-20	1-5-12	0	0	0/0	<b>CAR</b>	<b>12-11-23</b>	<b>6-0-24</b>	<b>1-5-12</b>	<b>0</b>	<b>0</b>	<b>0/0</b>	Car. Highs: Tackles: 3; TFL: 2.0; Sacks: 1.0						
	Year	U-A-T	TFL-Yds.	Sk-Yds	INT	PD	F/R																								
2020	9-8-17	5-0-20	1-5-12	0	0	0/0																									
<b>CAR</b>	<b>12-11-23</b>	<b>6-0-24</b>	<b>1-5-12</b>	<b>0</b>	<b>0</b>	<b>0/0</b>																									
Car. Highs: Tackles: 3; TFL: 2.0; Sacks: 1.0																															
		<p><b>#15 Robert Hentz II</b> 6-0, 291, Jr.-TR Batesville, Miss. (NW Mississippi CC)</p> <ul style="list-style-type: none"> <li><b>LAST GAME:</b> 1 tackle at Iowa State (11/21/20)</li> <li>Regarded as the 4th-best CC defensive tackle in the Class of 2020 by 247Sports.</li> <li>Earned NJCAA Second Team All-America honors in 2019.</li> </ul>	<table border="1"> <thead> <tr> <th>Year</th> <th>U-A-T</th> <th>TFL-Yds.</th> <th>Sk-Yds</th> <th>INT</th> <th>PD</th> <th>F/R</th> </tr> </thead> <tbody> <tr> <td>2020</td> <td>5-5-10</td> <td>0-0-0</td> <td>0-0-0</td> <td>0</td> <td>0</td> <td>0/0</td> </tr> <tr> <td><b>CAR</b></td> <td><b>5-5-10</b></td> <td><b>0-0-0</b></td> <td><b>0-0-0</b></td> <td><b>0</b></td> <td><b>0</b></td> <td><b>0/0</b></td> </tr> <tr> <td colspan="7">Car. Highs: Tackles: 2</td> </tr> </tbody> </table>	Year	U-A-T	TFL-Yds.	Sk-Yds	INT	PD	F/R	2020	5-5-10	0-0-0	0-0-0	0	0	0/0	<b>CAR</b>	<b>5-5-10</b>	<b>0-0-0</b>	<b>0-0-0</b>	<b>0</b>	<b>0</b>	<b>0/0</b>	Car. Highs: Tackles: 2						
Year	U-A-T	TFL-Yds.	Sk-Yds	INT	PD	F/R																									
2020	5-5-10	0-0-0	0-0-0	0	0	0/0																									
<b>CAR</b>	<b>5-5-10</b>	<b>0-0-0</b>	<b>0-0-0</b>	<b>0</b>	<b>0</b>	<b>0/0</b>																									
Car. Highs: Tackles: 2																															
DE		<p><b>#29 Khalid (kuh-LEED) Duke</b> 6-3, 244, So.-1L Atlanta, Ga. (Riverside Military Academy)</p> <ul style="list-style-type: none"> <li><b>LAST GAME:</b> 4 tackles at Iowa State (11/21/20)</li> <li>Set a new a new career high with 2.0 TFLs at West Virginia.</li> <li>Originally entered the program as a LB, but moved to DE during fall camp last year.</li> </ul>	<table border="1"> <thead> <tr> <th>Year</th> <th>U-A-T</th> <th>TFL-Yds.</th> <th>Sk-Yds</th> <th>INT</th> <th>PD</th> <th>F/R</th> </tr> </thead> <tbody> <tr> <td>2020</td> <td>15-9-24</td> <td>3-0-9</td> <td>1-0-4</td> <td>0</td> <td>0</td> <td>0/0</td> </tr> <tr> <td><b>CAR</b></td> <td><b>20-11-31</b></td> <td><b>6-0-27</b></td> <td><b>3-0-18</b></td> <td><b>0</b></td> <td><b>1</b></td> <td><b>0/1</b></td> </tr> <tr> <td colspan="7">Car. Highs: Tackles: 9; TFL: 2.0; Sacks: 1.0; PD: 1</td> </tr> </tbody> </table>	Year	U-A-T	TFL-Yds.	Sk-Yds	INT	PD	F/R	2020	15-9-24	3-0-9	1-0-4	0	0	0/0	<b>CAR</b>	<b>20-11-31</b>	<b>6-0-27</b>	<b>3-0-18</b>	<b>0</b>	<b>1</b>	<b>0/1</b>	Car. Highs: Tackles: 9; TFL: 2.0; Sacks: 1.0; PD: 1						
	Year	U-A-T	TFL-Yds.	Sk-Yds	INT	PD	F/R																								
2020	15-9-24	3-0-9	1-0-4	0	0	0/0																									
<b>CAR</b>	<b>20-11-31</b>	<b>6-0-27</b>	<b>3-0-18</b>	<b>0</b>	<b>1</b>	<b>0/1</b>																									
Car. Highs: Tackles: 9; TFL: 2.0; Sacks: 1.0; PD: 1																															
		<p><b>#90 Bronson Massie</b> 6-4, 260, Sr.-3L Lufkin, Texas (Lufkin)</p> <ul style="list-style-type: none"> <li><b>LAST GAME:</b> 1 tackle at Iowa State (11/21/20)</li> <li>Had a key sack late in the 4th Q in K-State's win at No. 3 Oklahoma.</li> <li>Has played in 40 career games.</li> </ul>	<table border="1"> <thead> <tr> <th>Year</th> <th>U-A-T</th> <th>TFL-Yds.</th> <th>Sk-Yds</th> <th>INT</th> <th>PD</th> <th>F/R</th> </tr> </thead> <tbody> <tr> <td>2020</td> <td>9-3-12</td> <td>4-5-24</td> <td>2-5-20</td> <td>0</td> <td>0</td> <td>0/0</td> </tr> <tr> <td><b>CAR</b></td> <td><b>24-16-40</b></td> <td><b>6-0-42</b></td> <td><b>3-5-37</b></td> <td><b>0</b></td> <td><b>2</b></td> <td><b>0/1</b></td> </tr> <tr> <td colspan="7">Car. Highs: Tackles: 6; TFL: 1.0; Sacks: 1.0; PD: 1</td> </tr> </tbody> </table>	Year	U-A-T	TFL-Yds.	Sk-Yds	INT	PD	F/R	2020	9-3-12	4-5-24	2-5-20	0	0	0/0	<b>CAR</b>	<b>24-16-40</b>	<b>6-0-42</b>	<b>3-5-37</b>	<b>0</b>	<b>2</b>	<b>0/1</b>	Car. Highs: Tackles: 6; TFL: 1.0; Sacks: 1.0; PD: 1						
Year	U-A-T	TFL-Yds.	Sk-Yds	INT	PD	F/R																									
2020	9-3-12	4-5-24	2-5-20	0	0	0/0																									
<b>CAR</b>	<b>24-16-40</b>	<b>6-0-42</b>	<b>3-5-37</b>	<b>0</b>	<b>2</b>	<b>0/1</b>																									
Car. Highs: Tackles: 6; TFL: 1.0; Sacks: 1.0; PD: 1																															
MLB		<p><b>#32 Justin Hughes</b> 6-1, 229, Sr.-1L Tucker, Ga. (Tucker)</p> <ul style="list-style-type: none"> <li><b>LAST GAME:</b> 6 tackles, TFL vs. Oklahoma State (11/7/20)</li> <li>Suffered a season-ending injury in 2019 spring practices, but earned a medical hardship.</li> <li>Returned from a 658-day span between games played when he started vs. Arkansas St.</li> </ul>	<table border="1"> <thead> <tr> <th>Year</th> <th>U-A-T</th> <th>TFL-Yds.</th> <th>Sk-Yds</th> <th>INT</th> <th>PD</th> <th>F/R</th> </tr> </thead> <tbody> <tr> <td>2020</td> <td>28-15-43</td> <td>1-0-1</td> <td>0-0-0</td> <td>0</td> <td>1</td> <td>0/0</td> </tr> <tr> <td><b>CAR</b></td> <td><b>70-33-103</b></td> <td><b>8-0-19</b></td> <td><b>0-0-0</b></td> <td><b>0</b></td> <td><b>1</b></td> <td><b>2/1</b></td> </tr> <tr> <td colspan="7">Car. Highs: Tackles: 11; TFL: 3.0</td> </tr> </tbody> </table>	Year	U-A-T	TFL-Yds.	Sk-Yds	INT	PD	F/R	2020	28-15-43	1-0-1	0-0-0	0	1	0/0	<b>CAR</b>	<b>70-33-103</b>	<b>8-0-19</b>	<b>0-0-0</b>	<b>0</b>	<b>1</b>	<b>2/1</b>	Car. Highs: Tackles: 11; TFL: 3.0						
	Year	U-A-T	TFL-Yds.	Sk-Yds	INT	PD	F/R																								
2020	28-15-43	1-0-1	0-0-0	0	1	0/0																									
<b>CAR</b>	<b>70-33-103</b>	<b>8-0-19</b>	<b>0-0-0</b>	<b>0</b>	<b>1</b>	<b>2/1</b>																									
Car. Highs: Tackles: 11; TFL: 3.0																															
		<p><b>#22 Daniel Green</b> 6-2, 238, So.-1L Portland, Ore. (Madison)</p> <ul style="list-style-type: none"> <li><b>LAST GAME:</b> 6 tackles, PD at Iowa State (11/21/20)</li> <li>Has played in every game over the last 2 seasons as part of the regular rotation at LB.</li> <li>Started his first-career game at Iowa State.</li> </ul>	<table border="1"> <thead> <tr> <th>Year</th> <th>U-A-T</th> <th>TFL-Yds.</th> <th>Sk-Yds</th> <th>INT</th> <th>PD</th> <th>F/R</th> </tr> </thead> <tbody> <tr> <td>2020</td> <td>20-5-25</td> <td>2-0-10</td> <td>1-0-8</td> <td>0</td> <td>1</td> <td>0/0</td> </tr> <tr> <td><b>CAR</b></td> <td><b>38-21-59</b></td> <td><b>5-5-27</b></td> <td><b>3-0-20</b></td> <td><b>0</b></td> <td><b>4</b></td> <td><b>1/1</b></td> </tr> <tr> <td colspan="7">Car. Highs: Tackles: 7; TFL: 1.0; Sack: 1.0; PD: 1</td> </tr> </tbody> </table>	Year	U-A-T	TFL-Yds.	Sk-Yds	INT	PD	F/R	2020	20-5-25	2-0-10	1-0-8	0	1	0/0	<b>CAR</b>	<b>38-21-59</b>	<b>5-5-27</b>	<b>3-0-20</b>	<b>0</b>	<b>4</b>	<b>1/1</b>	Car. Highs: Tackles: 7; TFL: 1.0; Sack: 1.0; PD: 1						
Year	U-A-T	TFL-Yds.	Sk-Yds	INT	PD	F/R																									
2020	20-5-25	2-0-10	1-0-8	0	1	0/0																									
<b>CAR</b>	<b>38-21-59</b>	<b>5-5-27</b>	<b>3-0-20</b>	<b>0</b>	<b>4</b>	<b>1/1</b>																									
Car. Highs: Tackles: 7; TFL: 1.0; Sack: 1.0; PD: 1																															
WLB		<p><b>#0 Elijah Sullivan</b> 6-0, 215, Sr.-4L Tucker, Ga. (Tucker)</p> <ul style="list-style-type: none"> <li><b>LAST GAME:</b> 7 tackles vs. Oklahoma State (11/7/20)</li> <li>Carded a career-high 12 stops – including one for a loss – vs. Texas Tech.</li> <li>Led the team in tackles a year ago en route to Honorable Mention All-Big 12 accolades.</li> </ul>	<table border="1"> <thead> <tr> <th>Year</th> <th>U-A-T</th> <th>TFL-Yds.</th> <th>Sk-Yds</th> <th>INT</th> <th>PD</th> <th>F/R</th> </tr> </thead> <tbody> <tr> <td>2020</td> <td>27-12-39</td> <td>1-5-5</td> <td>0-0-0</td> <td>1</td> <td>1</td> <td>0/0</td> </tr> <tr> <td><b>CAR</b></td> <td><b>106-37-143</b></td> <td><b>7-5-20</b></td> <td><b>2-0-10</b></td> <td><b>2</b></td> <td><b>6</b></td> <td><b>2/1</b></td> </tr> <tr> <td colspan="7">Car. Highs: Tackles: 12; TFL: 1.5; INT: 1; PD: 2</td> </tr> </tbody> </table>	Year	U-A-T	TFL-Yds.	Sk-Yds	INT	PD	F/R	2020	27-12-39	1-5-5	0-0-0	1	1	0/0	<b>CAR</b>	<b>106-37-143</b>	<b>7-5-20</b>	<b>2-0-10</b>	<b>2</b>	<b>6</b>	<b>2/1</b>	Car. Highs: Tackles: 12; TFL: 1.5; INT: 1; PD: 2						
	Year	U-A-T	TFL-Yds.	Sk-Yds	INT	PD	F/R																								
2020	27-12-39	1-5-5	0-0-0	1	1	0/0																									
<b>CAR</b>	<b>106-37-143</b>	<b>7-5-20</b>	<b>2-0-10</b>	<b>2</b>	<b>6</b>	<b>2/1</b>																									
Car. Highs: Tackles: 12; TFL: 1.5; INT: 1; PD: 2																															
		<p><b>#55 Cody Fletcher</b> 6-2, 224, Sr.-2L Henrietta, Texas (Tyler JC)</p> <ul style="list-style-type: none"> <li><b>LAST GAME:</b> 9 tackles at Iowa State (11/21/20)</li> <li>Set a career high with 7 tackles vs. Texas Tech and matched that mark at WVU</li> <li>Started his first-career game at Iowa State, setting a career high in tackles.</li> </ul>	<table border="1"> <thead> <tr> <th>Year</th> <th>U-A-T</th> <th>TFL-Yds.</th> <th>Sk-Yds</th> <th>INT</th> <th>PD</th> <th>F/R</th> </tr> </thead> <tbody> <tr> <td>2020</td> <td>24-10-34</td> <td>2-0-6</td> <td>0-0-0</td> <td>0</td> <td>1</td> <td>0/0</td> </tr> <tr> <td><b>CAR</b></td> <td><b>42-17-59</b></td> <td><b>2-0-6</b></td> <td><b>0-0-0</b></td> <td><b>0</b></td> <td><b>4</b></td> <td><b>0/0</b></td> </tr> <tr> <td colspan="7">Car. Highs: Tackles: 9; PD: 3</td> </tr> </tbody> </table>	Year	U-A-T	TFL-Yds.	Sk-Yds	INT	PD	F/R	2020	24-10-34	2-0-6	0-0-0	0	1	0/0	<b>CAR</b>	<b>42-17-59</b>	<b>2-0-6</b>	<b>0-0-0</b>	<b>0</b>	<b>4</b>	<b>0/0</b>	Car. Highs: Tackles: 9; PD: 3						
Year	U-A-T	TFL-Yds.	Sk-Yds	INT	PD	F/R																									
2020	24-10-34	2-0-6	0-0-0	0	1	0/0																									
<b>CAR</b>	<b>42-17-59</b>	<b>2-0-6</b>	<b>0-0-0</b>	<b>0</b>	<b>4</b>	<b>0/0</b>																									
Car. Highs: Tackles: 9; PD: 3																															
NB		<p><b>#12 AJ Parker</b> 5-11, 178, Sr.-3L Bartlesville, Okla. (Bartlesville)</p> <ul style="list-style-type: none"> <li><b>LAST GAME:</b> 5 tackles at Iowa State (11/21/20)</li> <li>Ranks 30th nationally among active players in career INTs and 35th in PDs.</li> <li>Named the Big 12 Defensive Player of the Week after carding a pick six at TCU.</li> </ul>	<table border="1"> <thead> <tr> <th>Year</th> <th>U-A-T</th> <th>TFL-Yds.</th> <th>Sk-Yds</th> <th>INT</th> <th>PD</th> <th>F/R</th> </tr> </thead> <tbody> <tr> <td>2020</td> <td>24-6-30</td> <td>1-5-4</td> <td>0-0-0</td> <td>1</td> <td>5</td> <td>0/0</td> </tr> <tr> <td><b>CAR</b></td> <td><b>110-25-135</b></td> <td><b>6-5-15</b></td> <td><b>0-0-0</b></td> <td><b>6</b></td> <td><b>24</b></td> <td><b>0/0</b></td> </tr> <tr> <td colspan="7">Car. Highs: Tackles: 9; TFL: 1.0; INT: 1; PD: 3</td> </tr> </tbody> </table>	Year	U-A-T	TFL-Yds.	Sk-Yds	INT	PD	F/R	2020	24-6-30	1-5-4	0-0-0	1	5	0/0	<b>CAR</b>	<b>110-25-135</b>	<b>6-5-15</b>	<b>0-0-0</b>	<b>6</b>	<b>24</b>	<b>0/0</b>	Car. Highs: Tackles: 9; TFL: 1.0; INT: 1; PD: 3						
	Year	U-A-T	TFL-Yds.	Sk-Yds	INT	PD	F/R																								
2020	24-6-30	1-5-4	0-0-0	1	5	0/0																									
<b>CAR</b>	<b>110-25-135</b>	<b>6-5-15</b>	<b>0-0-0</b>	<b>6</b>	<b>24</b>	<b>0/0</b>																									
Car. Highs: Tackles: 9; TFL: 1.0; INT: 1; PD: 3																															
		<p><b>#21 Aamaris (ah-MAR-is) Brown</b> 5-10, 184, Fr.-HS Seffner, Fla. (Armwood)</p> <ul style="list-style-type: none"> <li><b>LAST GAME:</b> 1 tackle at Iowa State (11/21/20)</li> <li>Totalled 80 tackles, 11 INTs and 8 pass breakups during his prep career.</li> <li>Helped lead Armwood to a 13-2 record and a state championship in 2018.</li> </ul>	<table border="1"> <thead> <tr> <th>Year</th> <th>U-A-T</th> <th>TFL-Yds.</th> <th>Sk-Yds</th> <th>INT</th> <th>PD</th> <th>F/R</th> </tr> </thead> <tbody> <tr> <td>2020</td> <td>6-0-6</td> <td>0-0-0</td> <td>0-0-0</td> <td>0</td> <td>0</td> <td>0/1</td> </tr> <tr> <td><b>CAR</b></td> <td><b>6-0-6</b></td> <td><b>0-0-0</b></td> <td><b>0-0-0</b></td> <td><b>0</b></td> <td><b>0</b></td> <td><b>0/0</b></td> </tr> <tr> <td colspan="7">Car. Highs: Tackles: 3; FR: 1</td> </tr> </tbody> </table>	Year	U-A-T	TFL-Yds.	Sk-Yds	INT	PD	F/R	2020	6-0-6	0-0-0	0-0-0	0	0	0/1	<b>CAR</b>	<b>6-0-6</b>	<b>0-0-0</b>	<b>0-0-0</b>	<b>0</b>	<b>0</b>	<b>0/0</b>	Car. Highs: Tackles: 3; FR: 1						
Year	U-A-T	TFL-Yds.	Sk-Yds	INT	PD	F/R																									
2020	6-0-6	0-0-0	0-0-0	0	0	0/1																									
<b>CAR</b>	<b>6-0-6</b>	<b>0-0-0</b>	<b>0-0-0</b>	<b>0</b>	<b>0</b>	<b>0/0</b>																									
Car. Highs: Tackles: 3; FR: 1																															
CB		<p><b>#6 Justin Gardner</b> 6-2, 191, Jr.-TR Charlotte, N.C. (Hutchinson CC)</p> <ul style="list-style-type: none"> <li><b>LAST GAME:</b> 1 tackle at Iowa State (11/21/20)</li> <li>Recorded his first-career interception return TD against Kansas.</li> <li>Had 4 passes defended at TCU, the most by a Wildcat since the 2018 season opener.</li> </ul>	<table border="1"> <thead> <tr> <th>Year</th> <th>U-A-T</th> <th>TFL-Yds.</th> <th>Sk-Yds</th> <th>INT</th> <th>PD</th> <th>F/R</th> </tr> </thead> <tbody> <tr> <td>2020</td> <td>11-2-13</td> <td>0-0-0</td> <td>0-0-0</td> <td>2</td> <td>8</td> <td>0/0</td> </tr> <tr> <td><b>CAR</b></td> <td><b>13-2-154</b></td> <td><b>0-0-0</b></td> <td><b>0-0-0</b></td> <td><b>2</b></td> <td><b>8</b></td> <td><b>0/0</b></td> </tr> <tr> <td colspan="7">Car. Highs: Tackles: 5; INT: 1; PD: 4 <small>2018 at Oregon St.</small></td> </tr> </tbody> </table>	Year	U-A-T	TFL-Yds.	Sk-Yds	INT	PD	F/R	2020	11-2-13	0-0-0	0-0-0	2	8	0/0	<b>CAR</b>	<b>13-2-154</b>	<b>0-0-0</b>	<b>0-0-0</b>	<b>2</b>	<b>8</b>	<b>0/0</b>	Car. Highs: Tackles: 5; INT: 1; PD: 4 <small>2018 at Oregon St.</small>						
	Year	U-A-T	TFL-Yds.	Sk-Yds	INT	PD	F/R																								
2020	11-2-13	0-0-0	0-0-0	2	8	0/0																									
<b>CAR</b>	<b>13-2-154</b>	<b>0-0-0</b>	<b>0-0-0</b>	<b>2</b>	<b>8</b>	<b>0/0</b>																									
Car. Highs: Tackles: 5; INT: 1; PD: 4 <small>2018 at Oregon St.</small>																															
		<p><b>#8 Tee Denson</b> 6-0, 182, Fr.-HS Atlanta, Ga. (Cedar Grove)</p> <ul style="list-style-type: none"> <li><b>LAST GAME:</b> 1 tackle at Iowa State (11/21/20)</li> <li>Rated the 62nd-best cornerback in the Class of 2020 by 247Sports.</li> <li>Earned All-State honors from the <i>Atlanta Journal Constitution</i> honors as a senior.</li> </ul>	<table border="1"> <thead> <tr> <th>Year</th> <th>U-A-T</th> <th>TFL-Yds.</th> <th>Sk-Yds</th> <th>INT</th> <th>PD</th> <th>F/R</th> </tr> </thead> <tbody> <tr> <td>2020</td> <td>3-1-4</td> <td>0-0-0</td> <td>0-0-0</td> <td>0</td> <td>0</td> <td>0/0</td> </tr> <tr> <td><b>CAR</b></td> <td><b>3-1-4</b></td> <td><b>0-0-0</b></td> <td><b>0-0-0</b></td> <td><b>0</b></td> <td><b>0</b></td> <td><b>0/0</b></td> </tr> <tr> <td colspan="7">Car. Highs: Tackles: 1</td> </tr> </tbody> </table>	Year	U-A-T	TFL-Yds.	Sk-Yds	INT	PD	F/R	2020	3-1-4	0-0-0	0-0-0	0	0	0/0	<b>CAR</b>	<b>3-1-4</b>	<b>0-0-0</b>	<b>0-0-0</b>	<b>0</b>	<b>0</b>	<b>0/0</b>	Car. Highs: Tackles: 1						
Year	U-A-T	TFL-Yds.	Sk-Yds	INT	PD	F/R																									
2020	3-1-4	0-0-0	0-0-0	0	0	0/0																									
<b>CAR</b>	<b>3-1-4</b>	<b>0-0-0</b>	<b>0-0-0</b>	<b>0</b>	<b>0</b>	<b>0/0</b>																									
Car. Highs: Tackles: 1																															
SS		<p><b>#31 Jahron (juh-RON) McPherson</b> 6-1, 200, Sr.-2L Basehor, Kan. (Butler CC)</p> <ul style="list-style-type: none"> <li><b>LAST GAME:</b> 4 tackles, PD at Iowa State (11/21/20)</li> <li>Tied for 3rd in the Big 12 in total interceptions.</li> <li>Earned Walter Camp National Defensive Player of the Week honors after OU game.</li> </ul>	<table border="1"> <thead> <tr> <th>Year</th> <th>U-A-T</th> <th>TFL-Yds.</th> <th>Sk-Yds</th> <th>INT</th> <th>PD</th> <th>F/R</th> </tr> </thead> <tbody> <tr> <td>2020</td> <td>34-12-46</td> <td>2-5-12</td> <td>0-0-0</td> <td>2</td> <td>3</td> <td>1/0</td> </tr> <tr> <td><b>CAR</b></td> <td><b>72-29-101</b></td> <td><b>3-5-14</b></td> <td><b>0-0-0</b></td> <td><b>4</b></td> <td><b>7</b></td> <td><b>1/0</b></td> </tr> <tr> <td colspan="7">Car. Highs: Tackles: 11; TFL: 1.0; INT: 1; PD: 2</td> </tr> </tbody> </table>	Year	U-A-T	TFL-Yds.	Sk-Yds	INT	PD	F/R	2020	34-12-46	2-5-12	0-0-0	2	3	1/0	<b>CAR</b>	<b>72-29-101</b>	<b>3-5-14</b>	<b>0-0-0</b>	<b>4</b>	<b>7</b>	<b>1/0</b>	Car. Highs: Tackles: 11; TFL: 1.0; INT: 1; PD: 2						
	Year	U-A-T	TFL-Yds.	Sk-Yds	INT	PD	F/R																								
2020	34-12-46	2-5-12	0-0-0	2	3	1/0																									
<b>CAR</b>	<b>72-29-101</b>	<b>3-5-14</b>	<b>0-0-0</b>	<b>4</b>	<b>7</b>	<b>1/0</b>																									
Car. Highs: Tackles: 11; TFL: 1.0; INT: 1; PD: 2																															
		<p><b>#4 Wayne Jones</b> 6-0, 208, So.-1L Owasso, Okla. (Owasso)</p> <ul style="list-style-type: none"> <li><b>LAST GAME:</b> 6 tackles, 0.5 TFL at Iowa State (11/21/20)</li> <li>Started all 13 games in 2019, finishing 4th on the team in tackles.</li> <li>Carded a career-high 11 stops against TCU last season.</li> </ul>	<table border="1"> <thead> <tr> <th>Year</th> <th>U-A-T</th> <th>TFL-Yds.</th> <th>Sk-Yds</th> <th>INT</th> <th>PD</th> <th>F/R</th> </tr> </thead> <tbody> <tr> <td>2020</td> <td>13-3-16</td> <td>0-5-1</td> <td>0-0-0</td> <td>0</td> <td>0</td> <td>0/1</td> </tr> <tr> <td><b>CAR</b></td> <td><b>51-23-74</b></td> <td><b>1-0-3</b></td> <td><b>0-0-0</b></td> <td><b>0</b></td> <td><b>1</b></td> <td><b>0/1</b></td> </tr> <tr> <td colspan="7">Car. Highs: Tackles: 11; TFL: 0.5; PD: 1</td> </tr> </tbody> </table>	Year	U-A-T	TFL-Yds.	Sk-Yds	INT	PD	F/R	2020	13-3-16	0-5-1	0-0-0	0	0	0/1	<b>CAR</b>	<b>51-23-74</b>	<b>1-0-3</b>	<b>0-0-0</b>	<b>0</b>	<b>1</b>	<b>0/1</b>	Car. Highs: Tackles: 11; TFL: 0.5; PD: 1						
Year	U-A-T	TFL-Yds.	Sk-Yds	INT	PD	F/R																									
2020	13-3-16	0-5-1	0-0-0	0	0	0/1																									
<b>CAR</b>	<b>51-23-74</b>	<b>1-0-3</b>	<b>0-0-0</b>	<b>0</b>	<b>1</b>	<b>0/1</b>																									
Car. Highs: Tackles: 11; TFL: 0.5; PD: 1																															
FS		<p><b>#19 Ross Elder</b> 6-0, 180, Jr.-1L Kansas City, Mo. (Rockhurst)</p> <ul style="list-style-type: none"> <li><b>LAST GAME:</b> 4 tackles at Iowa State (11/21/20)</li> <li>Has played in 31 games over last 2 years, but has started first 7 career games in '20.</li> <li>Tied his career high with 6 tackles against both Kansas and West Virginia.</li> </ul>	<table border="1"> <thead> <tr> <th>Year</th> <th>U-A-T</th> <th>TFL-Yds.</th> <th>Sk-Yds</th> <th>INT</th> <th>PD</th> <th>F/R</th> </tr> </thead> <tbody> <tr> <td>2020</td> <td>21-11-32</td> <td>0-0-0</td> <td>0-0-0</td> <td>0</td> <td>1</td> <td>0/1</td> </tr> <tr> <td><b>CAR</b></td> <td><b>22-16-38</b></td> <td><b>0-0-0</b></td> <td><b>0-0-0</b></td> <td><b>0</b></td> <td><b>2</b></td> <td><b>0/1</b></td> </tr> <tr> <td colspan="7">Car. Highs: Tackles: 6; PD: 1</td> </tr> </tbody> </table>	Year	U-A-T	TFL-Yds.	Sk-Yds	INT	PD	F/R	2020	21-11-32	0-0-0	0-0-0	0	1	0/1	<b>CAR</b>	<b>22-16-38</b>	<b>0-0-0</b>	<b>0-0-0</b>	<b>0</b>	<b>2</b>	<b>0/1</b>	Car. Highs: Tackles: 6; PD: 1						
	Year	U-A-T	TFL-Yds.	Sk-Yds	INT	PD	F/R																								
2020	21-11-32	0-0-0	0-0-0	0	1	0/1																									
<b>CAR</b>	<b>22-16-38</b>	<b>0-0-0</b>	<b>0-0-0</b>	<b>0</b>	<b>2</b>	<b>0/1</b>																									
Car. Highs: Tackles: 6; PD: 1																															
		<p><b>#36 Hunter Henry</b> 6-0, 190, Fr.-TR Austin, Texas (Rice Univ.)</p> <ul style="list-style-type: none"> <li><b>LAST GAME:</b> Played at Iowa State (11/21/20); No stats</li> <li>Played last season at Rice but earned a waiver to be eligible this season.</li> <li>Earned All-District 25-6A honors as a senior.</li> </ul>	<table border="1"> <thead> <tr> <th>Year</th> <th>U-A-T</th> <th>TFL-Yds.</th> <th>Sk-Yds</th> <th>INT</th> <th>PD</th> <th>F/R</th> </tr> </thead> <tbody> <tr> <td>2020</td> <td>3-0-3</td> <td>0-0-0</td> <td>0-0-0</td> <td>0</td> <td>0</td> <td>0/0</td> </tr> <tr> <td><b>CAR</b></td> <td><b>3-0-3</b></td> <td><b>0-0-0</b></td> <td><b>0-0-0</b></td> <td><b>0</b></td> <td><b>0</b></td> <td><b>0/0</b></td> </tr> <tr> <td colspan="7">Car. Highs: Tackles: 2</td> </tr> </tbody> </table>	Year	U-A-T	TFL-Yds.	Sk-Yds	INT	PD	F/R	2020	3-0-3	0-0-0	0-0-0	0	0	0/0	<b>CAR</b>	<b>3-0-3</b>	<b>0-0-0</b>	<b>0-0-0</b>	<b>0</b>	<b>0</b>	<b>0/0</b>	Car. Highs: Tackles: 2						
Year	U-A-T	TFL-Yds.	Sk-Yds	INT	PD	F/R																									
2020	3-0-3	0-0-0	0-0-0	0	0	0/0																									
<b>CAR</b>	<b>3-0-3</b>	<b>0-0-0</b>	<b>0-0-0</b>	<b>0</b>	<b>0</b>	<b>0/0</b>																									
Car. Highs: Tackles: 2																															
CB		<p><b>#25 Ekow (ECK-oh) Boye-Doe (BOY-doe)</b> 6-0, 165, So.-1L Lawrence, Kan. (Lawrence)</p> <ul style="list-style-type: none"> <li><b>LAST GAME:</b> 3 tackles at Iowa State (11/21/20)</li> <li>Tied for 12th in the Big 12 in passes defended.</li> <li>Has started his first 7 career games in the last 7 contests.</li> </ul>	<table border="1"> <thead> <tr> <th>Year</th> <th>U-A-T</th> <th>TFL-Yds.</th> <th>Sk-Yds</th> <th>INT</th> <th>PD</th> <th>F/R</th> </tr> </thead> <tbody> <tr> <td>2020</td> <td>17-6-23</td> <td>1-0-3</td> <td>0-0-0</td> <td>0</td> <td>6</td> <td>0/0</td> </tr> <tr> <td><b>CAR</b></td> <td><b>18-6-24</b></td> <td><b>1-0-3</b></td> <td><b>0-0-0</b></td> <td><b>0</b></td> <td><b>6</b></td> <td><b>0/0</b></td> </tr> <tr> <td colspan="7">Car. Highs: Tackles: 5; TFL: 1.0; PD: 2</td> </tr> </tbody> </table>	Year	U-A-T	TFL-Yds.	Sk-Yds	INT	PD	F/R	2020	17-6-23	1-0-3	0-0-0	0	6	0/0	<b>CAR</b>	<b>18-6-24</b>	<b>1-0-3</b>	<b>0-0-0</b>	<b>0</b>	<b>6</b>	<b>0/0</b>	Car. Highs: Tackles: 5; TFL: 1.0; PD: 2						
	Year	U-A-T	TFL-Yds.	Sk-Yds	INT	PD	F/R																								
2020	17-6-23	1-0-3	0-0-0	0	6	0/0																									
<b>CAR</b>	<b>18-6-24</b>	<b>1-0-3</b>	<b>0-0-0</b>	<b>0</b>	<b>6</b>	<b>0/0</b>																									
Car. Highs: Tackles: 5; TFL: 1.0; PD: 2																															
		<p><b>#3 Kiondre (key-ON-dre) Thomas</b> 6-0, 186, Sr.-TR Fort Smith, Ark. (Univ. of Minnesota)</p> <ul style="list-style-type: none"> <li><b>LAST GAME:</b> 4 tackles, PD at Iowa State (11/21/20)</li> <li>Started his first 2 games as a Wildcat in the last 2 contests.</li> <li>Played in 32 career games over 3 years at Minnesota with 16 starts.</li> </ul>	<table border="1"> <thead> <tr> <th>Year</th> <th>U-A-T</th> <th>TFL-Yds.</th> <th>Sk-Yds</th> <th>INT</th> <th>PD</th> <th>F/R</th> </tr> </thead> <tbody> <tr> <td>2020</td> <td>16-1-17</td> <td>0-0-0</td> <td>0-0-0</td> <td>0</td> <td>3</td> <td>0/0</td> </tr> <tr> <td><b>CAR</b></td> <td><b>80-12-92</b></td> <td><b>2-0-8</b></td> <td><b>0-0-0</b></td> <td><b>1</b></td> <td><b>10</b></td> <td><b>1/1</b></td> </tr> <tr> <td colspan="7">Car. Highs: Tackles: 8; TFL: 1.0; INT: 1; PD: 2 <small>2017-19 at Minn.</small></td> </tr> </tbody> </table>	Year	U-A-T	TFL-Yds.	Sk-Yds	INT	PD	F/R	2020	16-1-17	0-0-0	0-0-0	0	3	0/0	<b>CAR</b>	<b>80-12-92</b>	<b>2-0-8</b>	<b>0-0-0</b>	<b>1</b>	<b>10</b>	<b>1/1</b>	Car. Highs: Tackles: 8; TFL: 1.0; INT: 1; PD: 2 <small>2017-19 at Minn.</small>						
Year	U-A-T	TFL-Yds.	Sk-Yds	INT	PD	F/R																									
2020	16-1-17	0-0-0	0-0-0	0	3	0/0																									
<b>CAR</b>	<b>80-12-92</b>	<b>2-0-8</b>	<b>0-0-0</b>	<b>1</b>	<b>10</b>	<b>1/1</b>																									
Car. Highs: Tackles: 8; TFL: 1.0; INT: 1; PD: 2 <small>2017-19 at Minn.</small>																															

<b>PK</b>		<b>#10 Blake Lynch</b> 5-5, 148, Sr.-2L Goddard, Kan. (Eisenhower)	<ul style="list-style-type: none"> <li><b>LAST GAME AT PK:</b> 2-for-2 FG vs. Oklahoma State (11/7/20)</li> <li>Currently ranks 2nd in school history in career FG %, while his 43 makes are 3rd.</li> <li>Was true on a career-long 50-yd FG at No. 3 OU, the longest game-winner in K-State history.</li> </ul>	<table border="1"> <thead> <tr> <th>YEAR</th> <th>FGM-A</th> <th>Pct.</th> <th>LG</th> <th>XPM-A</th> <th>Pct.</th> </tr> </thead> <tbody> <tr> <td>2020</td> <td>10-14</td> <td>71.4</td> <td>53</td> <td>22-22</td> <td>100.0</td> </tr> <tr> <td><b>CAR</b></td> <td><b>43-51</b></td> <td><b>84.3</b></td> <td><b>53</b></td> <td><b>87-88</b></td> <td><b>98.9</b></td> </tr> </tbody> </table> <p>Car. Highs: FG: 4; XP: 7</p>	YEAR	FGM-A	Pct.	LG	XPM-A	Pct.	2020	10-14	71.4	53	22-22	100.0	<b>CAR</b>	<b>43-51</b>	<b>84.3</b>	<b>53</b>	<b>87-88</b>	<b>98.9</b>
	YEAR	FGM-A	Pct.	LG	XPM-A	Pct.																
2020	10-14	71.4	53	22-22	100.0																	
<b>CAR</b>	<b>43-51</b>	<b>84.3</b>	<b>53</b>	<b>87-88</b>	<b>98.9</b>																	
		<b>#35 Taiten Winkel</b> 6-0, 181, Jr.-TR Halstead, Kan. (Butler CC)	<ul style="list-style-type: none"> <li>Punted 49 times for a 38.7-yd avg last year at Butler CC.</li> <li>Picked up second team all-conference honors in 2019.</li> </ul>																			
<b>KO</b>		<b>#8 Ty Zentner</b> 6-1, 198, Jr.-RS Topeka, Kan. (Butler CC)	<ul style="list-style-type: none"> <li><b>LAST GAME AT KO:</b> 1 KO, 40.0-yd avg at Iowa State (11/21/20)</li> <li>Served as a kickoff specialist in 4 games last year as he retained his redshirt.</li> <li>Tallied a career-high 6 touchbacks this year at Oklahoma and vs. Kansas.</li> </ul>	<table border="1"> <thead> <tr> <th>Year</th> <th>No.</th> <th>Yards</th> <th>Avg.</th> <th>TB</th> </tr> </thead> <tbody> <tr> <td>2020</td> <td>36</td> <td>2,165</td> <td>60.1</td> <td>24</td> </tr> <tr> <td><b>CAR</b></td> <td><b>54</b></td> <td><b>3,250</b></td> <td><b>60.2</b></td> <td><b>38</b></td> </tr> </tbody> </table> <p>Car. Highs: KO: 7; Avg: 63.0; TB: 6</p>	Year	No.	Yards	Avg.	TB	2020	36	2,165	60.1	24	<b>CAR</b>	<b>54</b>	<b>3,250</b>	<b>60.2</b>	<b>38</b>			
	Year	No.	Yards	Avg.	TB																	
2020	36	2,165	60.1	24																		
<b>CAR</b>	<b>54</b>	<b>3,250</b>	<b>60.2</b>	<b>38</b>																		
		<b>#35 Taiten Winkel</b> 6-0, 181, Jr.-TR Halstead, Kan. (Butler CC)																				
<b>HLD</b>		<b>#43 Jack Blumer</b> 6-2, 193, So.-SQ Marysville, Kan. (Marysville)	<ul style="list-style-type: none"> <li>Has held for all FG and PAT attempts this season.</li> </ul>																			
			<b>#8 Ty Zentner</b> 6-1, 198, Jr.-RS Topeka, Kan. (Butler CC)	<ul style="list-style-type: none"> <li>Has not held during his time at K-State.</li> </ul>																		
<b>LS</b>		<b>#49 Wesley Burris</b> 5-10, 204, Sr.-1L Olathe, Kan. (Olathe East)	<ul style="list-style-type: none"> <li>Has played in 19 game since the start of 2019.</li> <li>Snapped on all 106 punt attempts over last two seasons.</li> </ul>	<table border="1"> <thead> <tr> <th>Year</th> <th>Games</th> </tr> </thead> <tbody> <tr> <td>2020</td> <td>8</td> </tr> <tr> <td><b>CAR</b></td> <td><b>20</b></td> </tr> </tbody> </table>	Year	Games	2020	8	<b>CAR</b>	<b>20</b>												
	Year	Games																				
2020	8																					
<b>CAR</b>	<b>20</b>																					
<b>OR</b>		<b>#42 Randen Plattner</b> 6-2, 221, So.-1L Parkville, Mo. (Park Hill)	<ul style="list-style-type: none"> <li>Has snapped in 19 games since the beginning of last year, snapping on all FG and XP attempts.</li> <li>A First Team Academic All-Big 12 performer.</li> </ul>	<table border="1"> <thead> <tr> <th>Year</th> <th>Games</th> </tr> </thead> <tbody> <tr> <td>2020</td> <td>7</td> </tr> <tr> <td><b>CAR</b></td> <td><b>20</b></td> </tr> </tbody> </table>	Year	Games	2020	7	<b>CAR</b>	<b>20</b>												
Year	Games																					
2020	7																					
<b>CAR</b>	<b>20</b>																					
<b>P</b>		<b>#8 Ty Zentner</b> 6-1, 196, Jr.-TR Topeka, Kan. (Butler CC)	<ul style="list-style-type: none"> <li><b>LAST GAME PUNTING:</b> 3 punts, 44.7-yd avg, 1 in20 at Iowa State (11/21/20)</li> <li>Earned first team all-conference honors as a punter at Butler CC in 2018.</li> <li>Held a 39.5-yard average on 64 punts for the Grizzlies that season.</li> </ul>	<table border="1"> <thead> <tr> <th>Year</th> <th>Punts</th> <th>Yds.</th> <th>Avg</th> <th>LG</th> <th>I20</th> </tr> </thead> <tbody> <tr> <td>2020</td> <td>23</td> <td>925</td> <td>40.2</td> <td>65</td> <td>12</td> </tr> <tr> <td><b>CAR</b></td> <td><b>23</b></td> <td><b>925</b></td> <td><b>40.2</b></td> <td><b>65</b></td> <td><b>12</b></td> </tr> </tbody> </table> <p>Car. Highs: Punts: 4; Avg: 47.3; in20: 3</p>	Year	Punts	Yds.	Avg	LG	I20	2020	23	925	40.2	65	12	<b>CAR</b>	<b>23</b>	<b>925</b>	<b>40.2</b>	<b>65</b>	<b>12</b>
	Year	Punts	Yds.	Avg	LG	I20																
2020	23	925	40.2	65	12																	
<b>CAR</b>	<b>23</b>	<b>925</b>	<b>40.2</b>	<b>65</b>	<b>12</b>																	
<b>OR</b>		<b>#43 Jack Blumer</b> 6-2, 193, So.-SQ Marysville, Kan. (Marysville)	<ul style="list-style-type: none"> <li><b>LAST GAME PUNTING:</b> 3 punts, 36.0-yd avg at Iowa State (11/21/20)</li> <li>A first team all-state player at Marysville as both a QB and P in 2017.</li> <li>Named the 3A Sports in Kansas Player of the Year and was the 2018 Shrine Bowl East MVP</li> </ul>	<table border="1"> <thead> <tr> <th>Year</th> <th>Punts</th> <th>Yds.</th> <th>Avg</th> <th>LG</th> <th>I20</th> </tr> </thead> <tbody> <tr> <td>2020</td> <td>21</td> <td>843</td> <td>40.1</td> <td>54</td> <td>2</td> </tr> <tr> <td><b>CAR</b></td> <td><b>21</b></td> <td><b>843</b></td> <td><b>40.1</b></td> <td><b>54</b></td> <td><b>2</b></td> </tr> </tbody> </table> <p>Car. Highs: Punts: 3; Avg: 44.5; in20: 1</p>	Year	Punts	Yds.	Avg	LG	I20	2020	21	843	40.1	54	2	<b>CAR</b>	<b>21</b>	<b>843</b>	<b>40.1</b>	<b>54</b>	<b>2</b>
Year	Punts	Yds.	Avg	LG	I20																	
2020	21	843	40.1	54	2																	
<b>CAR</b>	<b>21</b>	<b>843</b>	<b>40.1</b>	<b>54</b>	<b>2</b>																	
<b>KOR</b>		<b>#4 Malik Knowles</b> 6-2, 200, So.-1L Mansfield, Texas (Lake Ridge)	<ul style="list-style-type: none"> <li><b>LAST GAME RETURNING:</b> 5 ret, 104 yds at West Virginia (10/31/20)</li> <li>Returned a kickoff 100 yds at Mississippi State to tie the game in the 4th Q.</li> <li>Earned Big 12 Special Teams Player of the Week honors after Mississippi State game.</li> </ul>	<table border="1"> <thead> <tr> <th>Year</th> <th>Ret.</th> <th>Yds.</th> <th>Avg</th> <th>TD</th> <th>LG</th> </tr> </thead> <tbody> <tr> <td>2020</td> <td>10</td> <td>194</td> <td>19.4</td> <td>0</td> <td>46</td> </tr> <tr> <td><b>CAR</b></td> <td><b>17</b></td> <td><b>428</b></td> <td><b>25.2</b></td> <td><b>1</b></td> <td><b>100</b></td> </tr> </tbody> </table> <p>Car. Highs: Ret: 5; Yds: 124; TD: 1</p>	Year	Ret.	Yds.	Avg	TD	LG	2020	10	194	19.4	0	46	<b>CAR</b>	<b>17</b>	<b>428</b>	<b>25.2</b>	<b>1</b>	<b>100</b>
	Year	Ret.	Yds.	Avg	TD	LG																
2020	10	194	19.4	0	46																	
<b>CAR</b>	<b>17</b>	<b>428</b>	<b>25.2</b>	<b>1</b>	<b>100</b>																	
		<b>#88 Phillip Brooks</b> 5-7, 167, Fr.-RS Lee's Summit, Mo. (Lee's Summit West)	<ul style="list-style-type: none"> <li><b>LAST GAME RETURNING:</b> 1 ret, 13 yds at Iowa State (11/21/20)</li> <li>Returned 12 kickoffs for a 22.7-yd avg during the 2019 season.</li> <li>Returned kicks in 4 games in 2018 as he preserved his redshirt.</li> </ul>	<table border="1"> <thead> <tr> <th>Year</th> <th>Ret.</th> <th>Yds.</th> <th>Avg</th> <th>TD</th> <th>LG</th> </tr> </thead> <tbody> <tr> <td>2020</td> <td>4</td> <td>61</td> <td>15.2</td> <td>0</td> <td>17</td> </tr> <tr> <td><b>CAR</b></td> <td><b>24</b></td> <td><b>389</b></td> <td><b>20.5</b></td> <td><b>0</b></td> <td><b>44</b></td> </tr> </tbody> </table> <p>Car. Highs: Ret: 4; Yds: 76</p>	Year	Ret.	Yds.	Avg	TD	LG	2020	4	61	15.2	0	17	<b>CAR</b>	<b>24</b>	<b>389</b>	<b>20.5</b>	<b>0</b>	<b>44</b>
Year	Ret.	Yds.	Avg	TD	LG																	
2020	4	61	15.2	0	17																	
<b>CAR</b>	<b>24</b>	<b>389</b>	<b>20.5</b>	<b>0</b>	<b>44</b>																	
<b>PR</b>		<b>#88 Phillip Brooks</b> 5-7, 167, Fr.-RS Lee's Summit, Mo. (Lee's Summit West)	<ul style="list-style-type: none"> <li><b>LAST GAME RETURNING:</b> 1 ret, 10 yds vs. Oklahoma State (11/7/20)</li> <li>Set a school records with 189 punt-return yds and 2 TDs vs. Kansas.</li> <li>Named Big 12 Special Teams Player of the Week following the game vs. the Jayhawks.</li> </ul>	<table border="1"> <thead> <tr> <th>Year</th> <th>Ret.</th> <th>Yds.</th> <th>Avg</th> <th>TD</th> <th>LG</th> </tr> </thead> <tbody> <tr> <td>2020</td> <td>11</td> <td>261</td> <td>23.7</td> <td>2</td> <td>55</td> </tr> <tr> <td><b>CAR</b></td> <td><b>20</b></td> <td><b>387</b></td> <td><b>19.4</b></td> <td><b>3</b></td> <td><b>66</b></td> </tr> </tbody> </table> <p>Car. Highs: Ret: 4; Yds: 189; TD: 2</p>	Year	Ret.	Yds.	Avg	TD	LG	2020	11	261	23.7	2	55	<b>CAR</b>	<b>20</b>	<b>387</b>	<b>19.4</b>	<b>3</b>	<b>66</b>
	Year	Ret.	Yds.	Avg	TD	LG																
2020	11	261	23.7	2	55																	
<b>CAR</b>	<b>20</b>	<b>387</b>	<b>19.4</b>	<b>3</b>	<b>66</b>																	
		<b>#22 Deuce Vaughn</b> 5-5, 168, Fr.-HS Round Rock, Texas (Cedar Ridge)	<ul style="list-style-type: none"> <li>Has not returned a punt at K-State</li> </ul>																			

## IN-SEASON BIRTHDAYS

Several Wildcats celebrate their birthdays during the 2020 regular season season. Below is a list of those players and coaches in addition to the game days for reference.

### SEPTEMBER

5 – Tyler Burns (1996)  
5 – Jackson Smith (2001)  
9 – Jacardia Wright (2000)  
10 – Drew Wiley (1998)  
12 – ARKANSAS STATE  
12 – Jake Huggins (1998)  
12 – Jay Harris (2001)  
14 – Chabastin Taylor (1998)  
14 – Konner Fox (2000)  
15 – Tre Eaton (2000)  
18 – Landry Weber (1998)  
19 – Collin Klein  
19 – Ryan Henington (1998)  
19 – Phillip Brooks (1999)  
21 – Marshall Kellner (1999)

22 – Ben Driver (2000)

23 – TJ Smith (2001)  
24 – Will Howard (2001)  
24 – Owen Lawson (2001)  
25 – Gabe Hoover (2000)  
26 – AT OKLAHOMA  
27 – Chris Klieman

### OCTOBER

1 – Jaylen Carter (2001)  
1 – Christian Moore (2001)  
3 – TEXAS TECH  
10 – AT TCU  
11 – Justin Gardner (1999)  
17 – Ben Adler (1998)  
18 – Spencer Trussell (1998)

20 – Hayden Gillum (1999)  
23 – Courtney Messingham  
24 – KANSAS  
26 – Jaiirus Kennedy (2001)  
28 – Kaitori Leveston (1999)  
31 – AT WEST VIRGINIA

### NOVEMBER

2 – Deuce Vaughn (2001)  
4 – Bronson Massie (1997)  
4 – Ekow Boye-Doe (1999)  
5 – Nick Allen (1999)  
8 – Buddy Wyatt  
7 – OKLAHOMA STATE  
10 – Michael Book (2001)  
11 – Harrison Creed (1998)

11 – Thomas Grayson (2000)  
19 – Witt Mitchum (2001)  
21 – AT IOWA STATE  
23 – Tee Denson (2001)  
24 – Justin Eichman (1997)  
28 – AT BAYLOR

### DECEMBER

5 – TEXAS



**Briley MOORE**  
**TE • 6-4 • 250 • Sr.-TR**  
 Blue Springs, Mo.  
 (Univ. of Northern Iowa)

- A graduate transfer who played parts of 4 seasons at UNI.
- Already has the most catches and receiving yds by a Wildcat TE since 2014.
- Has 3 TDs this season, tied for the 4th most in a season by a K-State TE and 2 shy of the record (Henry Childs, 5 in 1972).
- Tied for 2nd in the Big 12 among TEs in TD catches this year.
- Had a career-long reception of 66 yds vs. Texas Tech, bettering a 64-yarder he had against North Dakota State (and head coach **Chris Klieman**) in 2018 while playing for Northern Iowa.
- It was the longest catch by a Wildcat TE since Jeron Mastrud also had a 66-yarder at Kansas in 2006.
- Opened K-State career with 6 catches for 54 yds and a TD vs. Arkansas State, the most catches by a Wildcat TE since 2012 (Travis Tannahill at Baylor) and most receiving yds by a TE since 2014 (Zach Trujillo at Baylor).
- Suffered a season-ending injury in the first game of 2019 at Iowa State, but earned a medical hardship prior to transferring.
- Hauled in first-career TD as a true FR in 2016 against a Klieman-led North Dakota State squad.

**MOORE'S GAME-BY-GAME STATS**

Date	Opponent	No	Yds	TD	LG
9/3/16	at Iowa State	1	19	0	19
9/10/16	MONTANA	1	36	0	14
9/17/16	at Eastern Washington	1	1	0	1
10/29/16	NORTH DAKOTA STATE*	1	4	<b>1</b>	4
9/2/17	at Iowa State*	4	28	0	10
9/9/17	CAL POLY*	7	99	0	25
9/16/17	at Southern Utah	4	24	0	13
9/30/17	at Southern Illinois*	5	35	0	10
10/14/17	at South Dakota State*	1	10	0	7
11/4/17	SOUTH DAKOTA*	5	<b>100</b>	0	35
11/11/17	at Missouri State*	2	33	0	24
11/18/17	INDIANA STATE*	3	35	0	17
11/25/17	MONMOUTH*	1	40	0	40
12/2/17	at South Dakota State	6	90	0	23
9/1/18	at Montana	5	78	0	28
9/15/18	at Iowa*	5	32	<b>1</b>	12
9/22/18	HAMPTON*	2	9	0	7
9/27/18	at Indiana State*	5	61	0	17
10/6/18	NORTH DAKOTA STATE*	3	96	<b>1</b>	64
10/13/18	at South Dakota*	3	41	<b>1</b>	21
10/20/18	SOUTH DAKOTA STATE*	4	60	0	27
10/27/18	at Western Illinois*	3	22	0	17
11/3/18	ILLINOIS STATE*	4	76	0	42
11/10/18	at Youngstown State*	1	4	<b>1</b>	4
11/24/18	LAMAR	1	7	0	7
12/1/18	at UC Davis*	3	50	0	28
8/31/19	at Iowa State*	4	26	0	10
9/12/20	ARKANSAS STATE	6	54	<b>1</b>	17
9/26/20	at Oklahoma*	4	31	0	11
10/3/20	TEXAS TECH*	2	78	<b>1</b>	<b>66</b>
10/10/20	at TCU*	2	38	0	24
10/24/20	KANSAS	3	33	<b>1</b>	13
10/31/20	at West Virginia*	2	37	0	28

**2016-19 Seasons at Northern Iowa**

\* denotes game started; **Bold Italics** denotes career high

**MOORE'S CAREER STATS**

YEAR	G/S	NO	YDS	AVG	TD	LG
2016 <sup>^</sup>	10/1	4	60	15.0	1	19
2017 <sup>^</sup>	13/10	38	494	13.0	0	40
2018 <sup>^</sup>	12/10	39	536	13.7	4	64
2019 <sup>^</sup>	1/1	4	26	6.5	0	10
2020	7/5	19	271	14.3	3	66
<b>TOTAL</b>	<b>43/27</b>	<b>104</b>	<b>1,387</b>	<b>13.3</b>	<b>8</b>	<b>66</b>

<sup>^</sup> at Northern Iowa



**Elijah SULLIVAN**  
**LB • 6-0 • 210 • Jr.-3L**  
 Tucker, Ga.  
 (Tucker)

- Started every game at year ago at MLB and the first 7 games this year at WLB.
- Carded a career-high 12 tackles vs. Texas Tech, the most by a Wildcat in 2 seasons.
- Led team in tackles in 2019 en route to Honorable Mention All-Big 12 accolades.
- Named the Liberty Bowl Team Defensive MVP after totaling a then career-high 11 tackles against Navy.
- Suffered a season-ending injury 3 games into the 2018 season but was granted a medical hardship.
- HS teammate of current Wildcat LB **Justin Hughes** and former Wildcat DB **Duke Shelley**, currently a cornerback for the Chicago Bears.

**SULLIVAN'S GAME-BY-GAME STATS**

Date	Opponent	UA-AT-TT	TFL	SACK	INT	PD	F/R
9/24/16	MISSOURI STATE	1-0-1	0.0-0	0.0-0	0	0	0/0
10/8/16	TEXAS TECH	2-0-2	0.0-0	0.0-0	0	0	0/0
11/19/16	at Baylor	1-0-1	0.0-0	0.0-0	0	0	0/0
9/2/17	C. ARKANSAS	3-0-3	0.0-0	0.0-0	0	0	<b>1</b> /0
9/9/17	CHARLOTTE	1-1-2	0.0-0	0.0-0	0	0	0/0
9/16/17	at Vanderbilt*	0-2-2	0.0-0	0.0-0	0	0	0/ <b>1</b>
9/30/17	BAYLOR	1-1-2	0.0-0	0.0-0	0	0	0/0
10/7/17	at Texas	1-1-2	0.0-0	0.0-0	0	0	0/0
10/14/17	TCU	1-0-1	0.0-0	0.0-0	0	0	0/0
10/21/17	OKLAHOMA	1-0-1	0.0-0	0.0-0	0	0	0/0
10/28/17	at Kansas	2-0-2	1.0-9	<b>1.0-9</b>	0	0	0/0
11/4/17	at Texas Tech	1-1-2	0.0-0	0.0-0	0	0	0/0
11/11/17	WEST VIRGINIA	3-0-3	0.0-0	0.0-0	0	0	<b>1</b> /0
11/18/17	at Oklahoma St.	1-0-1	0.0-0	0.0-0	0	0	0/0
11/25/17	IOWA STATE	1-0-1	0.0-0	0.0-0	0	0	0/0
12/26/17	vs. UCLA*	6-0-6	0.0-0	0.0-0	0	0	0/0
9/8/18	MISSISSIPPI ST.	2-0-2	0.0-0	0.0-0	0	0	0/0
9/22/18	at West Virginia*	5-0-5	0.0-0	0.0-0	0	0	0/0
8/31/19	NICHOLLS*	3-0-3	1.0-1	0.0-0	0	0	0/0
9/7/19	BOWLING GREEN*	2-0-2	0.0-0	0.0-0	0	0	0/0
9/14/19	at Mississippi St.*	1-5-6	0.0-0	0.0-0	0	2	0/0
9/28/19	at Oklahoma St.*	3-0-3	0.0-0	0.0-0	<b>1</b>	1	0/0
10/5/19	BAYLOR*	1-2-3	0.5-0	0.0-0	0	0	0/0
10/19/19	TCU*	5-0-5	0.0-0	0.0-0	0	0	0/0
10/26/19	OKLAHOMA*	5-1-6	<b>1.5-1</b>	<b>1.0-1</b>	0	0	0/0
11/2/19	at Kansas*	3-0-3	0.0-0	0.0-0	0	0	0/0
11/9/19	at Texas*	5-4-9	1.0-1	0.0-0	0	0	0/0
11/16/19	WEST VIRGINIA*	2-1-3	0.0-0	0.0-0	0	0	0/0
11/23/19	at Texas Tech*	7-2-9	1.0-3	0.0-0	0	0	0/0
11/30/19	IOWA STATE*	2-0-2	0.0-0	0.0-0	0	2	0/0
12/31/19	vs. Navy*	7-4-11	0.0-0	0.0-0	0	0	0/0
9/12/20	ARKANSAS ST.*	5-0-5	0.0-0	0.0-0	0	0	0/0
9/26/20	at Oklahoma*	1-3-4	0.0-0	0.0-0	<b>1</b>	1	0/0
10/3/20	TEXAS TECH*	<b>9-3-12</b>	1.0-4	0.0-0	0	0	0/0
10/10/20	at TCU*	4-2-6	0.5-1	0.0-0	0	0	0/0
10/24/20	KANSAS*	3-0-3	0.0-0	0.0-0	0	0	0/0
10/31/20	at West Virginia*	1-1-2	0.0-0	0.0-0	0	0	0/0
11/7/20	OKLAHOMA ST.*	4-3-7	0.0-0	0.0-0	0	0	0/0

\* denotes game started; **Bold Italics** denotes career high

**SULLIVAN'S CAREER STATS**

Year	G/S	UA-AT-TT	TFL	SACK	INT	PD	F/R
2016	11/0	4-0-4	0.0-0	0.0-0	0	0	0/0
2017	13/2	22-6-28	1.0-9	1.0-9	0	0	2/1
2018	3/1	7-0-7	0.0-0	0.0-0	0	0	0/0
2019	13/13	46-19-65	5.0-6	1.0-1	1	5	0/0
2020	7/7	27-12-39	1.5-5	0.0-0	1	1	0/0
<b>TOTAL</b>	<b>47/23</b>	<b>106-37-143</b>	<b>7.5-20</b>	<b>2.0-10</b>	<b>2</b>	<b>6</b>	<b>2/1</b>



**Harry TROTTER**  
**RB • 5-11 • 202 • Sr.-1L**  
 Atchison, Kan.  
 (Univ. of Louisville)

- A former walk-on transfer from Louisville (2018) who has played in 20 games since the start of last year with 7 starts.
- Has earned a start in 4 games this year.
- Scored the first TD of the Chris Klieman era at K-State on a 9-yd run against Nicholls in 2019.

**TROTTER'S GAME-BY-GAME RUSHING**

Date	Opponent	No	Yds	TD	LG
9/23/17	KENT STATE	1	13	0	13
9/30/17	MURRAY STATE	2	11	0	13
11/18/17	SYRACUSE	1	3	0	3
8/31/19	NICHOLLS	10	50	<b>1</b>	15
9/7/19	BOWLING GREEN	9	22	<b>1</b>	7
9/14/19	at Mississippi State	5	25	0	9
9/28/19	at Oklahoma State	4	25	0	9
10/5/19	BAYLOR	5	5	0	4
10/19/19	TCU	3	7	0	4
10/26/19	OKLAHOMA	2	9	0	7
11/2/19	at Kansas*	<b>20</b>	<b>92</b>	<b>1</b>	10
11/9/19	at Texas*	4	21	0	17
11/16/19	WEST VIRGINIA*	2	2	0	6
11/30/19	IOWA STATE	1	3	0	3
12/31/19	vs. Navy	1	2	0	2
9/12/20	ARKANSAS STATE*	16	43	<b>1</b>	24
10/3/20	TEXAS TECH	12	43	<b>1</b>	12
10/10/20	at TCU*	8	27	0	8
10/24/20	KANSAS*	6	9	<b>1</b>	3
10/31/20	at West Virginia	3	12	0	10
11/7/20	OKLAHOMA STATE*	9	43	0	11
11/21/20	at Iowa State	7	28	0	7

**2017 Season at Louisville**

\* denotes game started; **Bold Italics** denotes career high

**TROTTER'S GAME-BY-GAME RECEIVING**

Date	Opponent	No	Yds	TD	LG
9/28/19	at Oklahoma State	1	<b>9</b>	0	<b>9</b>
11/2/19	at Kansas*	1	5	0	5
11/16/19	WEST VIRGINIA*	1	2	0	2
9/12/20	ARKANSAS STATE*	2	8	0	5
10/3/20	TEXAS TECH	2	8	0	6

**2017 Season at Louisville**

\* denotes game started; **Bold Italics** denotes career high

**TROTTER'S CAREER RUSHING STATS**

YEAR	G/S	NO	YDS	AVG	TD	LG
2017 <sup>^</sup>	9/0	4	27	6.8	0	13
2019	13/3	66	263	4.0	3	17
2020	7/4	61	205	3.4	3	24
<b>TOTAL</b>	<b>29/7</b>	<b>131</b>	<b>495</b>	<b>3.8</b>	<b>6</b>	<b>24</b>

<sup>^</sup> at Louisville

**TROTTER'S CAREER RECEIVING STATS**

YEAR	G/S	NO	YDS	AVG	TD	LG
2019	13/3	3	16	5.3	0	9
2020	7/4	4	16	4.0	0	6
<b>TOTAL</b>	<b>29/7</b>	<b>7</b>	<b>32</b>	<b>4.6</b>	<b>0</b>	<b>9</b>



**Kiondre THOMAS**  
**DB • 6-0 • 186 • Sr.-TR**  
 Fort Smith, Ark.  
 (Univ. of Minnesota)

- A graduate transfer from Minnesota who earned has earned his first 2 starts as a Wildcat in the last 2 games.
- Totaled a season-high 6 tackles in his first start this year against Oklahoma State.
- Made 16 career starts for the Golden Gophers, one of which was in their Quick Lane Bowl victory in 2018.



**THOMAS' GAME-BY-GAME STATS**

Date	Opponent	UA-AT-TT	TFL	SACK	INT	PD	F/R
8/31/17	BUFFALO*	4-1-5	0.0-0	0.0-0	0	0	0/0
9/9/17	at Oregon State*	2-0-2	0.0-0	0.0-0	0	0	0/1
9/16/17	MIDDLE TENN.*	1-0-1	0.0-0	0.0-0	0	0	0/0
9/30/17	MARYLAND*	6-0-6	0.0-0	0.0-0	0	0	0/0
10/7/17	at Purdue*	3-0-3	0.0-0	0.0-0	0	0	0/0
10/21/17	ILLINOIS*	1-0-1	0.0-0	0.0-0	0	0	0/0
11/18/17	at Northwestern	3-0-3	0.0-0	0.0-0	0	0	0/0
8/30/18	NEW MEXICO ST.*	7-0-7	0.0-0	0.0-0	0	2	0/0
9/15/18	MIAMI (OHIO)	1-0-1	0.0-0	0.0-0	0	0	0/0
10/6/18	IOWA	2-1-3	0.0-0	0.0-0	0	0	0/0
10/13/18	at Ohio State*	5-2-7	<b>1.0-4</b>	0.0-0	0	0	0/0
10/20/18	at Nebraska	5-0-5	0.0-0	0.0-0	0	0	0/0
11/10/18	PURDUE	3-0-3	0.0-0	0.0-0	0	2	0/0
11/17/18	NORTHWESTERN*	1-0-1	0.0-0	0.0-0	0	0	0/0
11/24/18	at Wisconsin*	2-0-2	0.0-0	0.0-0	0	0	1/0
12/26/18	vs. Georgia Tech*	3-0-3	0.0-0	0.0-0	0	0	0/0
8/29/19	SOUTH DAKOTA ST.	5-3-8	0.0-0	0.0-0	0	0	0/0
9/7/19	at Fresno State	0-1-1	0.0-0	0.0-0	1	1	0/0
9/28/19	at Purdue	2-2-4	0.0-0	0.0-0	0	1	0/0
10/5/19	ILLINOIS	2-0-2	0.0-0	0.0-0	0	0	0/0
10/12/19	NEBRASKA	2-0-2	<b>1.0-4</b>	0.0-0	0	0	0/0
10/19/19	at Rutgers	3-1-4	0.0-0	0.0-0	0	1	0/0
10/26/19	MARYLAND	0-0-0	0.0-0	0.0-0	0	1	0/0
11/16/19	at Iowa	1-0-1	0.0-0	0.0-0	0	0	0/0
9/12/20	ARKANSAS ST.	3-0-3	0.0-0	0.0-0	0	0	0/0
10/24/20	KANSAS	2-0-2	0.0-0	0.0-0	0	1	0/0
10/31/20	at West Virginia	1-1-2	0.0-0	0.0-0	0	0	0/0
11/7/20	OKLAHOMA ST.*	6-0-6	0.0-0	0.0-0	0	1	0/0
11/21/20	at Iowa State*	4-0-4	0.0-0	0.0-0	0	1	0/0

2017-19 Seasons at Minnesota  
\* denotes game started; **Bold Italics** denotes career high

**THOMAS' CAREER STATS**

Year	G/S	UA-AT-TT	TFL	SACK	INT	PD	F/R
2017	9/6	20-1-21	0.0-0	0.0-0	0	0	0/1
2018	10/6	29-3-32	1.0-4	0.0-0	0	4	1/0
2019	13/4	15-7-22	1.0-4	0.0-0	1	3	0/0
2020	6/2	16-1-17	0.0-0	0.0-0	0	3	0/0
<b>TOTAL</b>	<b>38/18</b>	<b>80-12-92</b>	<b>2.0-8</b>	<b>0.0-0</b>	<b>1</b>	<b>10</b>	<b>1/1</b>

^ at Minnesota

**Wayne JONES**

**DB • 6-0 • 208 • So.-1L**

Owasso, Okla. (Owasso)

4

- Started all 13 games last year at strong safety, finishing 4th on the team in tackles.
- Also started the 2020 season opener against Arkansas State at strong safety and the Iowa State game at nickelback.
- Played in 2 games in 2018 as he preserved his redshirt.

**JONES' GAME-BY-GAME STATS**

Date	Opponent	UA-AT-TT	TFL	SACK	INT	PD	F/R
11/24/18	at Iowa State	1-0-1	0.0-0	0.0-0	0	0	0/0
8/31/19	NICHOLLS*	2-0-2	0.0-0	0.0-0	0	0	0/0
9/14/19	at Mississippi St.*	3-3-6	0.0-0	0.0-0	0	0	0/0
9/28/19	at Oklahoma St.*	5-2-7	0.0-0	0.0-0	0	0	0/0
10/5/19	BAYLOR*	3-2-5	0.0-0	0.0-0	0	0	0/0
10/19/19	TCU*	7-4-11	0.0-0	0.0-0	0	0	0/0
10/26/19	OKLAHOMA*	1-1-2	0.0-0	0.0-0	0	0	0/0
11/2/19	at Kansas*	2-1-3	0.0-0	0.0-0	0	0	0/0
11/9/19	at Texas*	1-1-2	0.0-0	0.0-0	0	0	0/0
11/16/19	WEST VIRGINIA*	6-1-7	<b>0.5-2</b>	0.0-0	0	0	0/0
11/23/19	at Texas Tech*	5-1-6	0.0-0	0.0-0	0	1	0/0
11/30/19	IOWA STATE*	0-1-1	0.0-0	0.0-0	0	0	0/0
12/31/19	vs. Navy*	2-3-5	0.0-0	0.0-0	0	0	0/0
9/12/20	ARKANSAS ST.*	5-1-6	0.0-0	0.0-0	0	0	0/1
9/26/20	at Oklahoma	2-0-2	0.0-0	0.0-0	0	0	0/0
10/10/20	at TCU	1-0-1	0.0-0	0.0-0	0	0	0/0
10/31/20	at West Virginia	0-1-1	0.0-0	0.0-0	0	0	0/0
11/21/20	at Iowa State*	5-1-6	<b>0.5-1</b>	0.0-0	0	0	0/0

\* denotes game started; **Bold Italics** denotes career high

**JONES' CAREER STATS**

Year	G/S	UA-AT-TT	TFL	SACK	INT	PD	F/R
2018	2/0	1-0-1	0.0-0	0.0-0	0	0	0/0
2019	13/13	37-20-57	0.5-2	0.0-0	0	1	0/0
2020	8/2	13-3-16	0.5-1	0.0-0	0	0	0/1
<b>TOTAL</b>	<b>23/15</b>	<b>51-23-74</b>	<b>1.0-3</b>	<b>0.0-0</b>	<b>0</b>	<b>1</b>	<b>0/1</b>

**Malik KNOWLES**

**WR • 6-2 • 200 • So.-1L**

Mansfield, Texas (Lake Ridge)

4

- A dynamic WR who earned votes for the Big 12 Offensive Freshman of the Year award in 2019.
- On the watch list for the 2020 Earl Campbell Tyler Rose Award.
- Returned a 4th Q kickoff 100 yds for a TD last year at Mississippi State en route to Big 12 Special Teams Player of the Week honors.

**KNOWLES' GAME-BY-GAME RECEIVING**

Date	Opponent	No	Yds	TD	LG
10/27/18	at Oklahoma	3	25	0	14
11/3/18	at TCU	2	19	1	21
11/17/18	TEXAS TECH*	5	56	1	18
8/31/19	NICHOLLS*	3	26	0	10
9/7/19	BOWLING GREEN*	5	99	2	34
9/14/19	at Mississippi State*	1	12	0	12
10/5/19	BAYLOR*	1	5	0	5
10/19/19	TCU	3	48	0	33
10/26/19	OKLAHOMA	2	34	0	23
11/2/19	at Kansas	1	7	0	7
11/9/19	at Texas	3	94	1	70
11/16/19	WEST VIRGINIA*	3	25	0	14
12/31/19	vs. Navy*	5	47	0	14
9/12/20	ARKANSAS STATE*	1	27	0	27
10/3/20	TEXAS TECH*	1	7	0	7
10/24/20	KANSAS*	1	8	0	8
10/31/20	at West Virginia	1	35	1	35
11/7/20	OKLAHOMA STATE*	2	16	0	18

\* denotes game started; **Bold Italics** denotes career high

**KNOWLES' GAME-BY-GAME KOR**

Date	Opponent	No	Yds	TD	LG
11/3/18	at TCU	1	12	0	12
8/31/19	NICHOLLS	1	27	0	27
9/14/19	at Mississippi State	3	124	1	100
10/19/19	TCU	1	19	0	19
12/31/19	vs. Navy	1	52	0	52
9/12/20	ARKANSAS STATE	3	55	0	26
10/3/20	TEXAS TECH	2	35	0	18
10/31/20	at West Virginia	5	104	0	46

**Bold Italics** denotes career high

**KNOWLES' CAREER RECEIVING STATS**

YEAR	G/S	NO	YDS	AVG	TD	LG
2018	4/1	10	100	10.0	2	21
2019	11/8	27	397	14.7	3	70
2020	7/7	6	93	15.5	1	35
<b>TOTAL</b>	<b>22/16</b>	<b>43</b>	<b>590</b>	<b>13.7</b>	<b>6</b>	<b>70</b>

**KNOWLES' CAREER KOR STATS**

Year	G	No	Yds	Avg	TD	Lg
2018	4	1	12	12.0	0	12
2019	11	6	222	37.0	1	100
2020	7	10	194	19.4	0	46
<b>TOTAL</b>	<b>22</b>	<b>17</b>	<b>428</b>	<b>25.2</b>	<b>1</b>	<b>100</b>

**Justin GARDNER**

**DB • 6-2 • 191 • Jr.-TR**

Charlotte, N.C. (Hutchinson CC)

6

- Began Big 12 play by earning 5-straight starts at CB.
- Tied for 4th in the Big 12 in passes defended (1.33 PD/gm).
- Tied for 3rd in the Big 12 in total INT (2).
- Registered his first-career INT return TD – a 24-yarder – against Kansas.
- Carded 4 passes defended at TCU, the most by a Wildcat since the 2018 season opener.
- His 4 breakups against the Horned Frogs are also tied for the 4th most nationally in a game this season.
- Tallied the first INT of his career in K-State's win at No. 3 OU.
- The 18th-best CC CB in the Class of 2020 by ESPN & 247Sports.
- Began collegiate career at Oregon State (redshirted 2017).

**GARDNER'S GAME-BY-GAME STATS**

Date	Opponent	UA-AT-TT	TFL	SACK	INT	PD	F/R
9/8/18	SOUTHERN UTAH	2-0-2	0.0-0	0.0-0	0	0	0/0
9/26/20	at Oklahoma*	3-0-3	0.0-0	0.0-0	1	1	0/0
10/3/20	TEXAS TECH*	3-2-5	0.0-0	0.0-0	0	0	0/0
10/10/20	at TCU*	2-0-2	0.0-0	0.0-0	0	4	0/0
10/24/20	KANSAS*	0-0-0	0.0-0	0.0-0	1	2	0/0
10/31/20	at West Virginia*	2-0-2	0.0-0	0.0-0	0	1	0/0
11/21/20	at Iowa State	1-0-1	0.0-0	0.0-0	0	0	0/0

2018 Season at Oregon State  
\* denotes game started; **Bold Italics** denotes career high

**GARDNER'S CAREER STATS**

Year	G/S	UA-AT-TT	TFL	SACK	INT	PD	F/R
2018	2/0	2-0-2	0.0-0	0.0-0	0	0	0/0
2020	7/5	11-2-13	0.0-0	0.0-0	2	8	0/0
<b>TOTAL</b>	<b>9/5</b>	<b>13-2-15</b>	<b>0.0-0</b>	<b>0.0-0</b>	<b>2</b>	<b>8</b>	<b>0/0</b>

^ at Oregon State

**Keyon MOZEE**

**RB • 5-7 • 179 • Fr.-HS**

Lee's Summit, Mo. (Lee's Summit North)

6

- A true FR RB who saw his first-career action at Oklahoma, hauling in a 78-yd reception to set up a TD.
- His 78-yarder was the longest in school history by a RB (since 1969) and the 15th longest overall.
- Teamed with fellow true FR RB **Deuce Vaughn** to be the first set of teammates in school history (since 1969) with catches of at least 77 yards in the same game.

**MOZEE'S GAME-BY-GAME RUSHING**

Date	Opponent	No	Yds	TD	LG
9/26/20	at Oklahoma	1	2	0	2
10/24/20	KANSAS	3	27	0	27
10/31/20	at West Virginia	3	10	0	5
11/21/20	at Iowa State	3	6	0	4

**Bold Italics** denotes career high

**MOZEE'S GAME-BY-GAME RECEIVING**

Date	Opponent	No	Yds	TD	LG
9/26/20	at Oklahoma	1	78	0	78
11/21/20	at Iowa State	1	5	0	5

**Bold Italics** denotes career high

**MOZEE'S CAREER RUSHING STATS**

YEAR	G/S	NO	YDS	AVG	TD	LG
2019	7/0	10	45	4.5	0	27
<b>TOTAL</b>	<b>7/0</b>	<b>10</b>	<b>45</b>	<b>4.5</b>	<b>0</b>	<b>27</b>

**MOZEE'S CAREER RECEIVING STATS**

YEAR	G/S	NO	YDS	AVG	TD	LG
2020	7/0	2	83	41.5	0	78
<b>TOTAL</b>	<b>7/0</b>	<b>2</b>	<b>83</b>	<b>41.5</b>	<b>0</b>	<b>78</b>



**Ty ZENTNER**  
**P/K • 6-1 • 198 • Jr.-RS**  
 Topeka, Kan.  
 (Butler CC)

**8**

- Kicked off in 4 games last year, enough to preserve his redshirt.
- Adding in punting duties in 2020, ranking 7th in the Big 12.
- Had a career-best 6 touchbacks this year vs. OU and KU.
- Dropped a career-high 3 punts inside the TCU 20-yd line.

**ZENTER'S GAME-BY-GAME KICKOFFS**

Date	Opponent	No	Yds	Avg	TB
8/31/19	NICHOLLS	4	235	58.8	3
9/28/19	at Oklahoma State	4	235	58.8	3
10/19/19	TCU	5	315	63.0	4
11/9/19	at Texas	5	300	60.0	4
9/12/20	ARKANSAS STATE	4	258	64.2	2
9/26/20	at Oklahoma	7	355	50.7	<b>6</b>
10/3/20	TEXAS TECH	5	315	63.0	2
10/10/20	at TCU	5	325	<b>65.0</b>	4
10/24/20	KANSAS	<b>9</b>	<b>553</b>	61.4	<b>6</b>
10/31/20	at West Virginia	3	189	63.0	2
11/7/20	OKLAHOMA STATE	2	130	65.0	2
11/21/20	at Iowa State	1	40	40.0	0

*Bold Italics* denotes career high

**ZENTER'S GAME-BY-GAME PUNTING**

Date	Opponent	No	Yds	Avg	Lg
9/12/20	ARKANSAS STATE	2	76	38.0	44
9/26/20	at Oklahoma	3	124	41.3	42
10/3/20	TEXAS TECH	2	70	35.0	37
10/10/20	at TCU	3	142	<b>47.3</b>	<b>65</b>
10/24/20	KANSAS	3	112	37.3	51
10/31/20	at West Virginia	3	117	39.0	46
11/7/20	OKLAHOMA STATE	<b>4</b>	<b>150</b>	37.5	48
11/21/20	at Iowa State	3	134	44.7	50


*Bold Italics* denotes career high

**ZENTER'S CAREER KICKOFF STATS**

Year	G	No	Yds	Avg	TB
2019	4	18	1,085	60.3	14
2020	8	36	2,165	60.1	24
<b>TOTAL</b>	<b>12</b>	<b>54</b>	<b>3,250</b>	<b>60.2</b>	<b>38</b>

**ZENTNER'S CAREER PUNTING STATS**

Year	G	No	Yds	Avg	Lg	20
2020	8	23	925	40.2	65	12
<b>TOTAL</b>	<b>12</b>	<b>23</b>	<b>925</b>	<b>40.2</b>	<b>65</b>	<b>12</b>



**Skylar THOMPSON**  
**QB • 6-2 • 223 • Sr.-3L**  
 Independence, Mo.  
 (Fort Osage)

**10**

- Currently ranked in the top 10 in 14 career categories (see page 51).
- Just the second player in school history to throw for 5,000 yards and rush for 1,000 yards (Ell Roberson, 2000-03).
- Ranks 5th nationally among active QB in rushing TDs (22), while he is 31st nationally among active players in touchdowns responsible for (52) and 34th in total offensive yards (6,104).
- Ranks seventh in Big 12 history in career INT % (1.8), while he is 25th in career yds per completion (12.87).
- Has engineered 5 career TD drives in the 4th quarter to either tie or take the lead – 2017 vs. TT and ISU; 2019 vs. Miss. St. and TCU; 2020 vs Oklahoma.
- His 5 game-tying or winning drives ranks second among K-State QBs since 1990 (Collin Klein – 6).
- Set a career high in passing yards (344) to lead K-State to a win at No. 3 OU, the first time in school history the Wildcats defeated an AP top-5 team on the road.
- Honors after OU game included: Big 12 Offensive Player of the Week, Davey O'Brien Award Great 8 List and Manning Award Star of the Week.

**THOMPSON'S CAREER PASSING STATS**

Year	G/S	C-A-I	Pct.	Yds	TD	Lg	Eff.
2017	8/4	51-83-3	61.4	689	5	60	143.8
2018	11/10	122-208-4	58.7	1,391	9	42	125.3
2019	13/13	177-297-5	59.6	2,315	12	70	135.0
2020	3/3	40-64-0	62.5	626	4	78	165.3
<b>TOTAL</b>	<b>35/30</b>	<b>390-652-12</b>	<b>59.8</b>	<b>5,021</b>	<b>30</b>	<b>78</b>	<b>136.0</b>

**THOMPSON'S CAREER RUSHING STATS**

Year	G/S	NO	YDS	AVG	TD	LG
2017	8/4	69	267	3.9	3	30
2018	11/10	105	373	3.6	5	52
2019	13/13	114	405	3.6	11	61
2020	3/3	19	38	2.0	3	13
<b>TOTAL</b>	<b>35/30</b>	<b>307</b>	<b>1,083</b>	<b>3.5</b>	<b>22</b>	<b>61</b>



**Blake LYNCH**  
**PK • 5-5 • 148 • Sr.-2L**  
 Goddard, Kan.  
 (Eisenhower)

**10**

- A two-time member of the watch list for the Lou Groza Award.
- Ranks 2nd in school history, 5th in Big 12 history and 11th nationally among active players in career FG%.
- Ranks 9th nationally among active players in career FGs made per game (1.48) and 17th in points per game (7.4).
- Ranks 3rd in school history with 43 career FG made, while he is 9th in career extra points made with 87.
- Ranks 9th in school history in career points scored (216).
- Connected on a 50-yd, game-winning FG at No. 3 Oklahoma... It was the longest FG made in his career and the longest game-winning FG in school history.
- Also on a career-long FG of 53 yds at TCU as he is tied for 4th in school history for FGs of 50 or more yds in a season (2) and tied for 4th nationally this season.
- Had been 2-of-5 in his career on FGs of 45 or more yds entering the season.

**LYNCH'S GAME-BY-GAME STATS**

Date	Opponent	FGM-A	Sequence	XPM-A
9/1/18	SOUTH DAKOTA	<b>4-4</b>	(24), (22), (38), (44)	1-1
9/8/18	MISSISSIPPI STATE	1-2	(26), 52	1-1
9/15/18	UTSA	2-2	(33), (42)	5-5
9/22/18	at West Virginia	2-3	(25), (38), 50	0-0
10/27/18	at Oklahoma	0-0		2-2
11/3/18	at TCU	0-0		1-2
11/10/18	KANSAS	0-0		3-3
11/17/18	TEXAS TECH	<b>4-4</b>	(20), (34), (41), (22)	1-1
11/24/18	at Iowa State	1-1	(26)	5-5
8/31/19	NICHOLLS	0-1	37	<b>7-7</b>
9/7/19	BOWLING GREEN	1-1	(24)	<b>7-7</b>
9/14/19	at Mississippi State	1-1	(35)	4-4
9/28/19	at Oklahoma State	2-2	(46), (37)	1-1
10/5/19	BAYLOR	2-2	(31), (29)	0-0
10/19/19	TCU	1-1	(21)	3-3
10/26/19	OKLAHOMA	2-2	(35), (37)	6-6
11/2/19	at Kansas	1-1	(39)	5-5
11/9/19	at Texas	1-1	(45)	3-3
11/16/19	WEST VIRGINIA	2-2	(22), (33)	2-2
11/23/19	at Texas Tech	<b>3-4</b>	(32), (32), 45, (43)	3-3
11/30/19	IOWA STATE	2-2	(43), (27)	3-3
12/31/19	vs. Navy	1-1	(39)	2-2
9/12/20	ARKANSAS STATE	1-2	43, 47, (35)	4-4
9/26/20	at Oklahoma	1-1	(50)	5-5
10/3/20	TEXAS TECH	1-1	(28)	4-4
10/10/20	at TCU	2-3	(25), ( <b>53</b> ), 46	1-1
10/24/20	KANSAS	2-2	(32), (21)	<b>7-7</b>
10/31/20	at West Virginia	1-2	(21), 52	1-1
11/4/20	OKLAHOMA STATE	2-2	(30), (29)	0-0

() Indicates made FG

*Bold Italics* denotes career high

**LYNCH'S CAREER STATS**

Year	FGM-A	PCT.	1-19	20-29	30-39	40-49	50+
2018	14-16	87.5	0-0	6-6	5-5	3-3	0-2
2019	19-21	90.5	0-0	7-7	9-10	3-4	0-0
2020	10-14	71.4	0-0	5-5	3-3	0-3	2-3
<b>TOTAL</b>	<b>43-51</b>	<b>84.3</b>	<b>0-0</b>	<b>18-18</b>	<b>17-18</b>	<b>6-10</b>	<b>2-5</b>



**AJ PARKER**  
**DB • 5-11 • 178 • Sr.-3L**  
 Bartlesville, Okla.  
 (Bartlesville)

**12**

- An athletic CB who came back to start 7 games this season after missing the final 5 games last year due to injury.
- Ranks 30th nationally among active players in career INTs.
- Named the Big 12 Defensive Player of the Week and Jim Thorpe Award Player of the Week after a pick-6 in the TCU game.
- Blocked a punt at Oklahoma, which led to K-State's game-tying TD in the 4th Q.

**PARKER'S GAME-BY-GAME STATS**

Date	Opponent	UA-AT-TT	TFL	SACK	INT	PD	F/R
9/2/17	C. ARKANSAS	1-0-1	0.0-0	0.0-0	0	0	0/0
9/9/17	CHARLOTTE*	2-1-3	0.5-1	0.0-0	0	2	0/0
9/30/17	BAYLOR	1-0-1	0.0-0	0.0-0	0	0	0/0
10/14/17	TCU*	7-1-8	0.0-0	0.0-0	0	0	0/0
10/21/17	OKLAHOMA	1-3-4	0.0-0	0.0-0	0	0	0/0
10/28/17	at Kansas*	2-0-2	0.0-0	0.0-0	0	0	0/0
11/18/17	at Oklahoma St.*	5-0-5	<b>1.0-1</b>	0.0-0	0	1	0/0
9/1/18	SOUTH DAKOTA*	2-0-2	0.0-0	0.0-0	0	2	0/0
9/8/18	MISSISSIPPI ST.*	3-0-3	0.0-0	0.0-0	0	2	0/0
9/15/18	UTSA*	6-1-7	<b>1.0-2</b>	0.0-0	0	0	0/0
9/22/18	at West Virginia*	4-0-4	0.0-0	0.0-0	<b>1</b>	1	0/0
9/29/18	TEXAS*	5-0-5	0.0-0	0.0-0	0	0	0/0
10/6/18	at Baylor*	<b>8-1-9</b>	0.0-0	0.0-0	0	0	0/0
10/13/18	OKLAHOMA ST.*	2-0-2	0.0-0	0.0-0	0	0	0/0
10/27/18	at Oklahoma*	2-2-4	0.0-0	0.0-0	0	0	0/0
11/3/18	at TCU*	4-0-4	0.0-0	0.0-0	0	1	0/0
11/10/18	KANSAS*	7-0-7	0.0-0	0.0-0	0	1	0/0
11/17/18	TEXAS TECH*	4-1-5	0.0-0	0.0-0	<b>1</b>	1	0/0
11/24/18	at Iowa State*	0-1-1	0.0-0	0.0-0	0	0	0/0
8/31/19	NICHOLLS*	1-0-1	0.0-0	0.0-0	<b>1</b>	1	0/0
9/7/19	BOWLING GREEN*	1-0-1	0.0-0	0.0-0	0	1	0/0
9/14/19	at Mississippi St.*	1-3-4	0.0-0	0.0-0	<b>1</b>	1	0/0
9/28/19	at Oklahoma St.*	6-0-6	<b>1.0-3</b>	0.0-0	0	1	0/0
10/5/19	BAYLOR*	6-2-8	<b>1.0-2</b>	0.0-0	0	1	0/0
10/19/19	TCU*	3-1-4	0.0-0	0.0-0	0	0	0/0
10/26/19	OKLAHOMA*	0-2-2	0.5-2	0.0-0	<b>1</b>	2	0/0
11/2/19	at Kansas*	2-0-2	0.0-0	0.0-0	0	1	0/0
9/12/20	ARKANSAS ST.*	2-0-2	0.0-0	0.0-0	0	<b>3</b>	0/0
9/26/20	at Oklahoma*	4-4-8	0.5-1	0.0-0	0	1	0/0
10/3/20	TEXAS TECH*	4-0-4	0.0-0	0.0-0	0	0	0/0
10/10/20	at TCU*	4-1-5	0.0-0	0.0-0	<b>1</b>	1	0/0
10/24/20	KANSAS*	3-0-3	0.0-0	0.0-0	0	0	0/0
11/7/20	OKLAHOMA ST.*	2-1-3	<b>1.0-3</b>	0.0-0	0	0	0/0
11/21/20	at Iowa State*	5-0-5	0.0-0	0.0-0	0	0	0/0

\* denotes game started; *Bold Italics* denotes career high

**PARKER'S CAREER STATS**

Year	G/S	UA-AT-TT	TFL	SACK	INT	PD	F/R
2017	11/4	19-5-24	1.5-2	0.0-0	0	3	0/0
2018	12/12	47-6-53	1.0-2	0.0-0	2	8	0/0
2019	8/8	20-8-28	2.5-7	0.0-0	3	8	0/0
2020	7/7	24-6-30	1.5-4	0.0-0	1	5	0/0
<b>TOTAL</b>	<b>38/31</b>	<b>110-25-135</b>	<b>6.5-15</b>	<b>0.0-0</b>	<b>6</b>	<b>24</b>	<b>0/0</b>



**Kirmari GAINOUR**  
**DE • 6-3 • 255 • Jr.-TR**  
 Tallahassee, Fla.  
 (Hutchinson CC)

**13**

- A big, physical DE who has been part of the regular rotation in every game this season.
- Had sacks in consecutive games vs. Oklahoma and Texas Tech.

**GAINOUS' GAME-BY-GAME STATS**

Date	Opponent	UA-AT-TT	TFL	SACK	INT	PD	F/R
9/12/20	ARKANSAS STATE	1-0-1	0.0-0	0.0-0	0	0	0/0
9/26/20	at Oklahoma	2-0-2	<b>1.0-2</b>	<b>1.0-2</b>	0	0	0/0
10/3/20	TEXAS TECH	1-0-1	<b>1.0-1</b>	<b>1.0-1</b>	0	0	0/0
10/10/20	at TCU	1-1-2	0.0-0	0.0-0	0	0	0/0
10/24/20	KANSAS	1-0-1	0.0-0	0.0-0	0	0	0/0
10/31/20	at West Virginia	1-0-1	<b>1.0-4</b>	0.0-0	0	0	1/0
11/21/20	at Iowa State	1-1-2	0.0-0	0.0-0	0	0	0/0

*Bold Italics* denotes career high

**GAINOUS' CAREER STATS**

Year	G/S	UA-AT-TT	TFL	SACK	INT	PD	F/R
2019	8/0	8-2-10	3.0-7	2.0-3	0	0	1/0
<b>TOTAL</b>	<b>8/0</b>	<b>8-2-10</b>	<b>3.0-7</b>	<b>2.0-3</b>	<b>0</b>	<b>0</b>	<b>1/0</b>



**Chabastin TAYLOR** **13**  
WR • 6-4 • 223 • Jr.-2L  
Mansfield, Texas  
(Lake Ridge)

- Has started 7 games, including the 2020 opener when he set a career high in yds and tied his career high in catches.
- Last 2 career TDs have spanned 48 yds (2019 at Texas Tech) and 39 yds (2020 at Oklahoma).
- Scored a 2-pt conversion on an end-around at TCU, the Wildcats' first 2-pt conversion since the 2018 season opener.

**TAYLOR'S GAME-BY-GAME STATS**

Date	Opponent	No	Yds	TD	LG
9/15/18	UTSA	1	5	0	5
11/24/18	at Iowa State	2	17	<b>1</b>	9
8/31/19	NICHOLLS	1	34	0	34
9/7/19	BOWLING GREEN	<b>4</b>	21	0	9
10/19/19	TCU	1	10	0	10
11/23/19	at Texas Tech	3	74	<b>1</b>	<b>48</b>
11/30/19	IOWA STATE*	1	22	0	22
9/12/20	ARKANSAS STATE*	<b>4</b>	<b>98</b>	0	42
9/26/20	at Oklahoma	2	45	<b>1</b>	39
10/3/20	TEXAS TECH*	2	16	0	9
10/10/20	at TCU*	2	10	0	7
10/24/20	KANSAS*	<b>4</b>	68	0	37
10/31/20	at West Virginia*	3	19	0	9
11/21/20	at Iowa State*	2	37	0	29

\* denotes game started; *Bold Italics* denotes career high

**TAYLOR'S CAREER STATS**

Year	G/S	NO	YDS	AVG	TD	LG
2018	5/0	3	22	7.3	1	9
2019	13/2	10	161	16.1	1	48
2020	8/7	19	293	15.4	1	42
<b>TOTAL</b>	<b>26/9</b>	<b>32</b>	<b>476</b>	<b>14.9</b>	<b>3</b>	<b>48</b>



**Robert HENTZ II** **15**  
DT • 6-0 • 291 • Jr.-TR  
Batesville, Miss.  
(NW Mississippi CC)

- A community-college transfer who has seen time in the playing rotation the first 2 games of 2020.
- Earned NJCAA All-America honors last year.


**HENTZ II'S GAME-BY-GAME STATS**

Date	Opponent	UA-AT-TT	TFL	SACK	INT	PD	F/R
9/12/20	ARKANSAS ST.	<b>1-1-2</b>	0.0-0	0.0-0	0	0	0/0
9/26/20	at Oklahoma	0-1-1	0.0-0	0.0-0	0	0	0/0
10/3/20	TEXAS TECH	<b>1-1-2</b>	0.0-0	0.0-0	0	0	0/0
10/10/20	at TCU	<b>1-0-1</b>	0.0-0	0.0-0	0	0	0/0
10/24/20	KANSAS	<b>1-0-1</b>	0.0-0	0.0-0	0	0	0/0
10/31/20	at West Virginia	<b>1-0-1</b>	0.0-0	0.0-0	0	0	0/0
11/7/20	OKLAHOMA ST.	0-1-1	0.0-0	0.0-0	0	0	0/0
11/21/20	at Iowa State	0-1-1	0.0-0	0.0-0	0	0	0/0

*Bold Italics* denotes career high

**HENTZ II'S CAREER STATS**

Year	G/S	UA-AT-TT	TFL	SACK	INT	PD	F/R
2019	8/0	5-5-10	0.0-0	0.0-0	0	0	0/0
<b>TOTAL</b>	<b>8/0</b>	<b>5-5-10</b>	<b>0.0-0</b>	<b>0.0-0</b>	<b>0</b>	<b>0</b>	<b>0/0</b>



**Will HOWARD** **15**  
QB • 6-4 • 230 • Fr.-HS  
Downingtown, Pa.  
(Downingtown)

- Has started each of the last 5 games, one of 5 true FR QBs in the nation to start at least 5 games this year.
- Earned his first-career start at TCU, becoming the first true FR QB in school history to earn the win in his first-career road start.
- Picked up Big 12 Newcomer of the Week honors following his performance against the Horned Frogs.
- Backed that up with a win in his next start vs. Kansas as he became the first true FR QB in school history to win his first 2 career starts.
- Has averaged 14.09 yds/comp this year, which is the highest nationally among true FR.
- Busted an 80-yd run on the third play vs. TCU, the 8th-longest run in school history and the 2nd longest by a QB.
- His scamper at TCU is also the 5th-longest run in the nation this year among QBs and tied for the longest by a true FR regardless of position.
- Had 243 passing yds vs. the Jayhawks, the 5th-most by a true FR QB in school history.
- Totaled 125 rushing yds vs. OSU, the 5th most by a FR in school history and the 2nd highest among true FR and QBs.
- Ranks 3rd in school history in both offensive yds and passing yds by a FR.
- Tied for 3rd in school history in passing TD by a FR, needing just one to tie the record and 2 to break.
- Needs 60 rushing yds to move in to the school's top-5 list among FR... Would be only QB on the list.
- Played a majority of the game vs. Texas Tech, lead the Wildcats to a comeback victory after trailing, 21-17, in the 4th Q.
- Had passing plays of 66 yds (**Briley Moore**) and 70 yds (**Deuce Vaughn**) vs. the Red Raiders, the first Wildcat with 2 pass plays of at least 65 yds since Jesse Ertz vs. Central Arkansas in 2017.

**HOWARD'S GAME-BY-GAME PASSING**

Date	Opponent	C-A-I	Yds	TD	LG
9/12/20	ARKANSAS STATE	1-1-0	24	0	24
10/3/20	TEXAS TECH	7-12-0	173	1	<b>70</b>
10/10/20	at TCU*	8-19-1	117	0	45
10/24/20	KANSAS*	17-24-0	<b>243</b>	<b>2</b>	37
10/31/20	at West Virginia*	<b>19-37-3</b>	184	1	35
11/7/20	OKLAHOMA STATE*	10-21-1	143	1	58
11/21/20	at Iowa State*	3-9-1	32	0	29

\* denotes game started; *Bold Italics* denotes career high

**HOWARD'S GAME-BY-GAME RUSHING**

Date	Opponent	No	Yds	TD	LG
9/12/20	ARKANSAS STATE	1	-1	0	0
10/3/20	TEXAS TECH	5	8	0	3
10/10/20	at TCU*	13	86	<b>1</b>	<b>80</b>
10/24/20	KANSAS*	6	23	0	9
10/31/20	at West Virginia*	7	-9	0	6
11/7/20	OKLAHOMA STATE*	<b>14</b>	<b>125</b>	<b>1</b>	69
11/21/20	at Iowa State*	5	12	0	13

\* denotes game started; *Bold Italics* denotes career high

**HOWARD'S CAREER PASSING STATS**

Year	G/S	C-A-I	Pct.	Yds	TD	Lg	Eff.
2020	7/5	65-123-6	52.8	916	5	70	119.1
<b>TOTAL</b>	<b>7/5</b>	<b>65-123-6</b>	<b>52.8</b>	<b>916</b>	<b>5</b>	<b>70</b>	<b>119.1</b>

**HOWARD'S CAREER RUSHING STATS**

Year	G/S	NO	YDS	AVG	TD	LG
2020	7/5	51	244	4.8	2	80
<b>TOTAL</b>	<b>7/5</b>	<b>51</b>	<b>244</b>	<b>4.8</b>	<b>2</b>	<b>80</b>



**Nick AST** **17**  
QB • 6-5 • 219 • Jr.-1L  
Cimarron, Kan.  
(Cimarron)

- A 4th-year member of the program who is seeing his most significant action this year.
- Played the entire 2nd half at Iowa State.
- HS teammate of current K-State DT **Jaylen Pickle**.
- Father, David, played CB at K-State from 1983 to 1985.

**AST'S GAME-BY-GAME PASSING**

Date	Opponent	C-A-I	Yds	TD	LG
9/7/19	BOWLING GREEN	3-3-0	28	0	12
10/24/20	KANSAS	1-4-0	9	0	9
11/21/20	at Iowa State	<b>6-10-0</b>	<b>44</b>	0	<b>22</b>

*Bold Italics* denotes career high

**AST'S GAME-BY-GAME RUSHING**

Date	Opponent	No	Yds	TD	LG
8/31/19	NICHOLLS	1	-1	0	0
11/2/19	at Kansas	1	2	0	2
10/24/20	KANSAS	2	0	0	<b>11</b>
11/21/20	at Iowa State	<b>4</b>	-19	0	5


*Bold Italics* denotes career high

**AST'S CAREER PASSING STATS**

Year	G/S	C-A-I	Pct.	Yds	TD	Lg	Eff.
2019	5/0	3-3-0	100.0	28	0	12	178.4
2020	3/0	7-14-0	50.0	53	0	22	81.8
<b>TOTAL</b>	<b>8/0</b>	<b>10-17-0</b>	<b>58.8</b>	<b>81</b>	<b>0</b>	<b>22</b>	<b>98.8</b>

**AST'S CAREER RUSHING STATS**

Year	G/S	NO	YDS	AVG	TD	LG
2019	5/0	2	1	0.5	0	2
2020	3/0	6	-19	-3.2	0	11
<b>TOTAL</b>	<b>8/0</b>	<b>8</b>	<b>-18</b>	<b>-2.2</b>	<b>0</b>	<b>11</b>



**Ross ELDER** **19**  
DB • 6-0 • 180 • Jr.-1L  
Kansas City, Mo.  
(Rockhurst)

- A two-year special teams standout who has earned his first 6 career starts this season.
- Has a career-high 6 tackles in 3 games this year – at Oklahoma, vs. Kansas and at West Virginia.
- A two-time First Team Academic All-Big 12 performer.

**ELDER'S GAME-BY-GAME STATS**


Date	Opponent	UA-AT-TT	TFL	SACK	INT	PD	F/R
9/15/18	UTSA	0-2-2	0.0-0	0.0-0	0	<b>1</b>	0/0
10/6/18	at Baylor	0-1-1	0.0-0	0.0-0	0	0	0/0
11/3/18	at TCU	0-1-1	0.0-0	0.0-0	0	0	0/0
10/19/19	TCU	0-1-1	0.0-0	0.0-0	0	0	0/0
11/2/19	at Kansas	1-0-1	0.0-0	0.0-0	0	0	0/1
9/26/20	at Oklahoma*	<b>1-5-6</b>	0.0-0	0.0-0	0	0	0/0
10/3/20	TEXAS TECH*	4-1-5	0.0-0	0.0-0	0	0	0/0
10/10/20	at TCU*	2-1-3	0.0-0	0.0-0	0	<b>1</b>	0/0
10/24/20	KANSAS*	<b>6-0-6</b>	0.0-0	0.0-0	0	0	0/0
10/31/20	at West Virginia*	<b>4-2-6</b>	0.0-0	0.0-0	0	0	0/0
11/7/20	OKLAHOMA ST.*	2-0-2	0.0-0	0.0-0	0	0	0/0
11/21/20	at Iowa State	2-2-4	0.0-0	0.0-0	0	0	0/0

\* denotes game started; *Bold Italics* denotes career high

**ELDER'S CAREER STATS**

Year	G/S	UA-AT-TT	TFL	SACK	INT	PD	F/R
2018	11/0	0-4-4	0.0-0	0.0-0	0	1	0/0
2019	13/0	1-1-2	0.0-0	0.0-0	0	0	0/1
2020	7/6	21-11-32	0.0-0	0.0-0	0	1	0/0
<b>TOTAL</b>	<b>31/6</b>	<b>22-16-38</b>	<b>0.0-0</b>	<b>0.0-0</b>	<b>0</b>	<b>2</b>	<b>0/1</b>





**DJ RENDER** **20**  
**WR • 5-11 • 191 • Sr.-2L**  
 Kennesaw, Ga.  
 (North Cobb)

- Originally entered the program as a WR, moved to DB during 2019 spring practices and back to WR one week prior to the 2020 opener.
- Earned his first-career start at Iowa State.

**RENDER'S GAME-BY-GAME STATS**

Date	Opponent	No	Yds	TD	LG
10/10/20	at TCU	<b>3</b>	<b>24</b>	0	9
10/24/20	KANSAS	1	21	0	<b>21</b>
10/31/20	at West Virginia	1	7	0	7
11/21/20	at Iowa State*	1	1	0	1

\* denotes game started; **Bold Italics** denotes career high

**RENDER'S CAREER STATS**

Year	G/S	No	Yds	Avg	TD	Lg
2020	8/1	6	53	8.8	0	21
<b>TOTAL</b>	<b>22/1</b>	<b>6</b>	<b>53</b>	<b>8.8</b>	<b>0</b>	<b>21</b>



**Daniel GREEN** **22**  
**LB • 6-2 • 238 • So.-1L**  
 Portland, Ore.  
 (Madison)

- A fast, physical player who has served as a top backup LB the last 2 years but earned his first-career start at Iowa State.
- Had a career-high 7 tackles and recovered a fumble last year at Mississippi State, while he tied his career high in tackles at WVU.


**GREEN'S GAME-BY-GAME STATS**

Date	Opponent	UA-AT-TT	TFL	SACK	INT	PD	F/R
8/31/19	NICHOLLS	0-0-0	0.0-0	0.0-0	0	<b>1</b>	0/0
9/7/19	BOWLING GREEN	4-0-4	<b>1.0-11</b>	<b>1.0-11</b>	0	<b>1</b>	0/0
9/14/19	at Mississippi St.	0-7-7	0.5-1	0.0-0	0	0	0/1
9/28/19	at Oklahoma St.	4-0-4	0.0-0	0.0-0	0	0	0/0
10/5/19	BAYLOR	2-0-2	<b>1.0-4</b>	0.0-0	0	0	0/0
10/19/19	TCU	2-3-5	<b>1.0-1</b>	<b>1.0-1</b>	0	<b>1</b>	0/0
10/26/19	OKLAHOMA	1-1-2	0.0-0	0.0-0	0	0	0/0
11/2/19	at Kansas	1-0-1	0.0-0	0.0-0	0	0	0/0
11/9/19	at Texas	0-1-1	0.0-0	0.0-0	0	0	0/0
11/16/19	WEST VIRGINIA	1-1-2	0.0-0	0.0-0	0	0	0/0
11/23/19	at Texas Tech	1-2-3	0.0-0	0.0-0	0	0	0/0
12/31/19	vs. Navy	2-1-3	0.0-0	0.0-0	0	0	0/0
9/12/20	ARKANSAS ST.	4-0-4	0.0-0	0.0-0	0	0	0/0
9/26/20	at Oklahoma	0-1-1	0.0-0	0.0-0	0	0	0/0
10/3/20	TEXAS TECH	1-0-1	0.0-0	0.0-0	0	0	0/0
10/10/20	at TCU	3-0-3	<b>1.0-8</b>	<b>1.0-8</b>	0	0	0/0
10/24/20	KANSAS	1-0-1	0.0-0	0.0-0	0	0	0/0
10/31/20	at West Virginia	<b>6-1-7</b>	<b>1.0-2</b>	0.0-0	0	0	0/0
11/7/20	OKLAHOMA ST.	1-1-2	0.0-0	0.0-0	0	0	0/0
11/21/20	at Iowa State*	4-2-6	0.0-0	0.0-0	0	<b>1</b>	0/0

\* denotes game started; **Bold Italics** denotes career high

**GREEN'S CAREER STATS**

Year	G/S	UA-AT-TT	TFL	SACK	INT	PD	F/R
2019	13/0	18-16-34	3.5-17	2.0-12	0	3	1/1
2020	8/1	20-5-25	2.0-10	1.0-8	0	1	0/0
<b>TOTAL</b>	<b>21/1</b>	<b>38-21-59</b>	<b>5.5-27</b>	<b>3.0-20</b>	<b>0</b>	<b>4</b>	<b>1/1</b>



**Deuce VAUGHN** **22**  
**RB • 5-5 • 168 • Fr.-HS**  
 Round Rock, Texas  
 (Cedar Ridge)

- A dynamic player who has made a splash during his first 8 career games.
- One of only two players in the nation with at least 300 rushing yds and 300 receiving yds (Travis Etienne, Clemson).
- Only player in the Big 12 to lead his team in both rushing yds and receiving yds.
- Ranks 12th nationally in yds/reception (22.88) but is tops among true FR and tops among RBs (among players that have played at least 4 games).
- First among all true FR in the nation with 795 yds from scrimmage as he holds 3 of the top 7 single-game marks.
- Ranks 4th in the Big 12 and tops among FR in all-purpose yds per game (109.9).
- Ranks 2nd among FR and tops among RBs in receiving yds/gm (46.3)... Also ranks 9th nationally among true FR and 8th among all RBs who have played at least 4 games.
- Ranks 2nd in school history among FR in yds from scrimmage.
- Ranks 3rd in school history among FR in season rushing yds.
- Ranks 4th in school history in receiving yds by a FR, but he is the only RB and only true FR in the top 5.
- Ranks 4th in K-State history in all-purpose yds among FR.
- Ranks 5th in school history among RBs in single-season receiving yds.
- Needs 1 rush TDs to enter school's top-5 list for FR.
- Had 194 scrimmage yds (113 rush/81 rec) vs. Texas Tech, the most by a Wildcat true FR in the Big 12 era.
- Came on the heels of 174 scrimmage yds (45 rush/129 rec) in K-State's win at No. 3 Oklahoma as he earned Big 12 Newcomer of the Week honors following both games.
- Became the first Wildcat true FR with a 100-yd rushing game since Logan Dold vs. Texas A&M in 2008 when he did so vs. Texas Tech.
- His 129 receiving yds vs. OU were the most by a K-State RB since 1970 and was just the 5th occurrence in K-State history.
- Had a 77-yard reception at OU, teaming with fellow true FR RB **Keyon Mozee** to be the first set of teammates in school history (since 1969) with catches of at least 77 yards in the same game.
- Scored on a 70-yd reception vs. TTU, the first Wildcat with a catch of at least 70 yds in consecutive regular-season games since Tyler Lockett in 2013 (OU/TCU).
- Scored on a 3-yd run vs. Arkansas State, becoming the first true FR in school history to score a TD in a season opener.
- Father, Chris, is a scout for the Dallas Cowboys, while he spent 18 seasons as a college assistant coach at Arkansas, Ole Miss, Memphis and Texas.

**VAUGHN'S GAME-BY-GAME RUSHING**

Date	Opponent	No	Yds	TD	LG
9/12/20	ARKANSAS STATE	12	47	<b>1</b>	19
9/26/20	at Oklahoma*	8	35	<b>1</b>	<b>28</b>
10/3/20	TEXAS TECH*	16	<b>113</b>	<b>1</b>	22
10/10/20	at TCU	14	43	0	10
10/24/20	KANSAS*	11	71	<b>1</b>	24
10/31/20	at West Virginia*	9	22	0	7
11/7/20	OKLAHOMA STATE	<b>17</b>	40	0	10
11/21/20	at Iowa State*	7	44	0	23

\* denotes game started; **Bold Italics** denotes career high

**VAUGHN'S GAME-BY-GAME RECEIVING**

Date	Opponent	No	Yds	TD	LG
9/12/20	ARKANSAS STATE	1	24	0	24
9/26/20	at Oklahoma*	<b>4</b>	<b>129</b>	0	<b>77</b>
10/3/20	TEXAS TECH*	3	81	<b>1</b>	70
10/10/20	at TCU	1	45	0	45
10/24/20	KANSAS*	<b>4</b>	81	0	36
10/31/20	at West Virginia*	2	1	0	5
11/7/20	OKLAHOMA STATE	1	5	0	5
11/21/20	at Iowa State*	2	4	0	6


\* denotes game started; **Bold Italics** denotes career high

**VAUGHN'S CAREER RUSHING STATS**

YEAR	G/S	NO	YDS	AVG	TD	LG
2020	8/5	94	415	4.4	4	28
<b>TOTAL</b>	<b>8/5</b>	<b>94</b>	<b>415</b>	<b>4.4</b>	<b>4</b>	<b>28</b>

**VAUGHN'S CAREER RECEIVING STATS**

YEAR	G/S	NO	YDS	AVG	TD	LG
2020	8/5	18	370	20.6	1	77
<b>TOTAL</b>	<b>8/5</b>	<b>18</b>	<b>370</b>	<b>20.6</b>	<b>1</b>	<b>77</b>



**Brock MONTY** **24**  
**DB • 6-2 • 211 • Sr.-3L**  
 Wichita, Kan.  
 (Kapaun Mt. Carmel)

- A former walk-on turned team captain as a senior.
- Has totaled 7 of the team's 16 special teams tackles this season with five coming on kickoff coverage.
- Has played on virtually every special teams unit during his career but saw more time on defense in the 2020 opener.
- Blocked a pair of punts during the 2018 season.

**MONTY'S GAME-BY-GAME STATS**

Date	Opponent	UA-AT-TT	TFL	SACK	INT	PD	F/R
10/21/17	OKLAHOMA	1-0-1	0.0-0	0.0-0	0	0	0/0
11/4/17	at Texas Tech	1-0-1	0.0-0	0.0-0	0	0	0/0
11/11/17	WEST VIRGINIA	1-0-1	0.0-0	0.0-0	0	0	0/0
9/1/18	SOUTH DAKOTA	1-0-1	0.0-0	0.0-0	0	0	0/0
9/29/18	TEXAS	1-0-1	0.0-0	0.0-0	0	0	0/0
10/6/18	at Baylor	1-0-1	0.0-0	0.0-0	0	0	0/0
11/3/18	at TCU	1-0-1	0.0-0	0.0-0	0	0	0/0
11/17/18	TEXAS TECH	1-0-1	0.0-0	0.0-0	0	0	0/0
11/24/18	at Iowa State	0-1-1	0.0-0	0.0-0	0	0	0/0
9/7/19	BOWLING GREEN	2-0-2	0.0-0	0.0-0	0	0	0/0
9/14/19	at Mississippi St.	0-1-1	0.0-0	0.0-0	0	0	0/0
10/5/19	BAYLOR	1-0-1	0.0-0	0.0-0	0	0	0/0
11/2/19	at Kansas	2-0-2	0.0-0	0.0-0	0	0	0/0
11/9/19	at Texas	1-0-1	0.0-0	0.0-0	0	0	0/0
11/16/19	WEST VIRGINIA	1-0-1	0.0-0	0.0-0	0	0	0/0
12/31/19	vs. Navy	1-0-1	0.0-0	0.0-0	0	0	0/0
9/12/20	ARKANSAS ST.	2-0-2	0.0-0	0.0-0	0	0	0/0
9/26/20	at Oklahoma	1-0-1	0.0-0	0.0-0	0	0	0/0
10/3/20	TEXAS TECH	2-0-2	0.0-0	0.0-0	0	0	0/0
10/24/20	KANSAS	1-0-1	0.0-0	0.0-0	0	0	0/0
10/31/20	at West Virginia	1-0-1	0.0-0	0.0-0	0	0	0/0
11/7/20	OKLAHOMA ST.	2-0-2	0.0-0	0.0-0	0	0	0/0
11/21/20	at Iowa State	2-0-2	0.0-0	0.0-0	0	0	0/0

**Bold Italics** denotes career high

**MONTY'S CAREER STATS**

Year	G/S	UA-AT-TT	TFL	SACK	INT	PD	F/R
2017	12/0	3-0-3	0.0-0	0.0-0	0	0	0/0
2018	10/0	5-1-6	0.0-0	0.0-0	0	0	0/0
2019	13/0	2-0-2	0.0-0	0.0-0	0	0	0/0
2020	8/0	11-0-11	0.0-0	0.0-0	0	0	0/0
<b>TOTAL</b>	<b>43/0</b>	<b>27-2-29</b>	<b>0.0-0</b>	<b>0.0-0</b>	<b>0</b>	<b>0</b>	<b>0/0</b>



**Ekow BOYE-DOE** **25**  
DB • 6-0 • 165 • So.-1L  
Lawrence, Kan.  
(Lawrence)

- Has earned his first 7 career starts and most significant time on defense in the last 7 games.
- Tied for 12th in the Big 12 in passes defended.
- From Lawrence, Kansas, but born in Accra, Ghana.

**BOYE-DOE'S GAME-BY-GAME STATS**

Date	Opponent	UA-AT-TT	TFL	SACK	INT	PD	F/R
8/31/19	NICHOLLS	1-0-1	0.0-0	0.0-0	0	0	0/0
9/26/20	at Oklahoma*	<b>4-1-5</b>	0.0-0	0.0-0	0	1	0/0
10/3/20	TEXAS TECH*	<b>4-1-5</b>	<b>1.0-3</b>	0.0-0	0	2	0/0
10/10/20	at TCU*	2-1-3	0.0-0	0.0-0	0	1	0/0
10/24/20	KANSAS*	1-0-1	0.0-0	0.0-0	0	0	0/0
10/31/20	at West Virginia*	2-1-3	0.0-0	0.0-0	0	1	0/0
11/7/20	OKLAHOMA ST.*	3-0-3	0.0-0	0.0-0	0	1	0/0
11/21/20	at Iowa State*	1-2-3	0.0-0	0.0-0	0	0	0/0

\* denotes game started; **Bold Italics** denotes career high

**BOYE-DOE'S CAREER STATS**

Year	G/S	UA-AT-TT	TFL	SACK	INT	PD	F/R
2019	7/0	1-0-1	0.0-0	0.0-0	0	0	0/0
2020	7/7	17-6-23	1.0-3	0.0-0	0	6	0/0
<b>TOTAL</b>	<b>14/7</b>	<b>18-6-24</b>	<b>1.0-3</b>	<b>0.0-0</b>	<b>0</b>	<b>6</b>	<b>0/0</b>



**Jax DINEEN** **29**  
FB • 5-10 • 241 • So.-1L  
Lawrence, Kan.  
(Lawrence Free State)

- Played in 12 games as a true FR with a start at Kansas, while he started 3 games this season.
- Came away with 4 catches vs. Oklahoma State, the most by a Wildcat FB since Rock Cartwright had 6 vs. Texas Tech in 2001.
- Older brother, Joe, was a LB at Kansas (2014-18) while another brother, Jay, is a junior linebacker at KU.

**DINEEN'S GAME-BY-GAME RECEIVING**

Date	Opponent	No	Yds	TD	LG
8/31/19	NICHOLLS	1	9	0	9
10/26/19	OKLAHOMA	1	5	0	5
11/23/19	at Texas Tech	1	10	0	10
9/12/20	ARKANSAS STATE*	1	24	0	<b>24</b>
10/31/20	at West Virginia	2	19	0	12
11/7/20	OKLAHOMA STATE*	<b>4</b>	<b>35</b>	0	16

**Bold Italics** denotes career high

**DINEEN'S CAREER RECEIVING STATS**

YEAR	G/S	NO	YDS	AVG	TD	LG
2019	12/1	3	24	8.0	0	10
2020	7/3	7	78	11.1	0	24
<b>TOTAL</b>	<b>19/3</b>	<b>10</b>	<b>102</b>	<b>10.2</b>	<b>0</b>	<b>24</b>



**Khalid DUKE** **29**  
DE • 6-3 • 244 • So.-1L  
Atlanta, Ga.  
(Riverside Military Academy)

- A young player who put on nearly 30 pounds since last year when he originally entered the program as a LB.
- Has earned first 7 career starts the last 7 games.

**DUKE'S GAME-BY-GAME STATS**

Date	Opponent	UA-AT-TT	TFL	SACK	INT	PD	F/R
9/7/19	BOWLING GREEN	1-0-1	0.0-0	0.0-0	0	0	0/1
11/2/19	at Kansas	2-0-2	1.0-6	<b>1.0-6</b>	0	0	0/0
11/16/19	WEST VIRGINIA	1-0-1	1.0-8	<b>1.0-8</b>	0	0	0/0
11/23/19	at Texas Tech	0-1-1	0.0-0	0.0-0	0	0	0/0
12/31/19	vs. Navy	1-1-2	1.0-4	0.0-0	0	<b>1</b>	0/0
9/26/20	at Oklahoma*	<b>3-6-9</b>	1.0-3	0.0-0	0	0	0/0
10/3/20	TEXAS TECH*	<b>4-0-4</b>	0.0-0	0.0-0	0	0	0/0
10/10/20	at TCU*	1-0-1	0.0-0	0.0-0	0	0	0/0
10/24/20	KANSAS*	2-0-2	0.0-0	0.0-0	0	0	0/0
10/31/20	at West Virginia*	2-1-3	<b>2.0-6</b>	<b>1.0-4</b>	0	0	0/0
11/7/20	OKLAHOMA ST.*	1-0-1	0.0-0	0.0-0	0	0	0/0
11/21/20	at Iowa State*	2-2-4	0.0-0	0.0-0	0	0	0/0

\* denotes game started; **Bold Italics** denotes career high

**DUKE'S CAREER STATS**

Year	G/S	UA-AT-TT	TFL	SACK	INT	PD	F/R
2019	7/0	5-2-7	3.0-18	2.0-14	0	1	0/1
2020	7/7	15-9-24	3.0-9	1.0-4	0	0	0/0
<b>TOTAL</b>	<b>14/7</b>	<b>20-11-31</b>	<b>6.0-27</b>	<b>3.0-18</b>	<b>0</b>	<b>1</b>	<b>0/1</b>



**Jahron MCPHERSON** **31**  
DB • 6-1 • 200 • Sr.-2L  
Basehor, Kan.  
(Butler CC)

- Originally came into the program as a safety, a position he has moved back to after starting 12 games at nickelback in 2019.
- Tied for 3rd in the Big 12 in total INT.
- Earned Walter Camp, Nagurski, Thorpe and Big 12 Defensive Player of the Week honors as he led K-State in tackles in his win at No. 3 Oklahoma.
- First Wildcat since at least 2002 to have double-digit tackles, a TFL, an INT and a FF in the same game when he did so at OU.

**MCPHERSON'S GAME-BY-GAME STATS**

Date	Opponent	UA-AT-TT	TFL	SACK	INT	PD	F/R
9/1/18	SOUTH DAKOTA	1-0-1	0.0-0	0.0-0	0	0	0/0
9/8/18	MISSISSIPPI ST.	1-0-1	0.0-0	0.0-0	0	0	0/0
9/15/18	UTSA	1-1-2	0.0-0	0.0-0	0	0	0/0
9/22/18	at West Virginia	2-0-2	0.0-0	0.0-0	<b>1</b>	<b>1</b>	0/0
10/13/18	OKLAHOMA ST.	2-0-2	0.0-0	0.0-0	0	0	0/0
10/27/18	at Oklahoma	2-2-4	0.0-0	0.0-0	0	0	0/0
11/3/18	at TCU	1-0-1	0.0-0	0.0-0	0	<b>2</b>	0/0
11/10/18	KANSAS*	2-1-3	0.0-0	0.0-0	0	0	0/0
11/24/18	at Iowa State	2-1-3	0.0-0	0.0-0	0	0	0/0
8/31/19	NICHOLLS*	3-1-4	0.0-0	0.0-0	0	0	0/0
9/7/19	BOWLING GREEN*	1-0-1	0.0-0	0.0-0	0	0	0/0
9/14/19	at Mississippi St.*	2-4-6	<b>1.0-2</b>	0.0-0	0	0	0/0
9/28/19	at Oklahoma St.*	2-2-4	0.0-0	0.0-0	0	0	0/0
10/5/19	BAYLOR*	3-0-3	0.0-0	0.0-0	0	0	0/0
10/26/19	OKLAHOMA*	2-1-3	0.0-0	0.0-0	0	0	0/0
11/2/19	at Kansas*	0-1-1	0.0-0	0.0-0	<b>1</b>	<b>1</b>	0/0
11/9/19	at Texas*	1-0-1	0.0-0	0.0-0	0	0	0/0
11/16/19	WEST VIRGINIA*	3-0-3	0.0-0	0.0-0	0	0	0/0
11/23/19	at Texas Tech*	0-1-1	0.0-0	0.0-0	0	0	0/0
11/30/19	IOWA STATE*	4-1-5	0.0-0	0.0-0	0	0	0/0
12/31/19	vs. Navy*	3-1-4	0.0-0	0.0-0	0	0	0/0
9/26/20	at Oklahoma*	6-5- <b>11</b>	<b>1.0-11</b>	0.0-0	<b>1</b>	<b>1</b>	<b>1/0</b>
10/3/20	TEXAS TECH*	6-2-8	0.0-0	0.0-0	<b>1</b>	<b>1</b>	0/0
10/10/20	at TCU*	1-2-3	0.0-0	0.0-0	0	0	0/0
10/24/20	KANSAS*	4-1-5	<b>1.0-1</b>	0.0-0	0	0	0/0
10/31/20	at West Virginia*	7-1-8	0.5-0	0.0-0	0	0	0/0
11/7/20	OKLAHOMA ST.*	7-0-7	0.0-0	0.0-0	0	0	0/0
11/21/20	at Iowa State*	3-1-4	0.0-0	0.0-0	0	0	0/0

\* denotes game started; **Bold Italics** denotes career high

**MCPHERSON'S CAREER STATS**

Year	G/S	UA-AT-TT	TFL	SACK	INT	PD	F/R
2018	10/1	14-5-19	0.0-0	0.0-0	1	3	0/0
2019	13/12	24-12-36	1.0-2	0.0-0	1	1	0/0
2020	8/8	34-12-46	2.5-12	0.0-0	2	3	1/0
<b>TOTAL</b>	<b>31/21</b>	<b>72-29-101</b>	<b>3.5-14</b>	<b>0.0-0</b>	<b>4</b>	<b>7</b>	<b>1/0</b>



**Justin HUGHES** **32**  
LB • 6-1 • 229 • Sr.-1L  
Tucker, Ga.  
(Tucker)

- Ranks 2nd on the team in tackles with 43.
- Was in line to start 2019 at MLB but suffered a season-ending injury in spring practices.
- Granted a medical hardship for the 2019 campaign.
- Started the 2020 season opener against Arkansas State, ending a span of 658 days in between games played.
- HS teammate of current Wildcat LB **Elijah Sullivan** and former Wildcat DB **Duke Shelley**, currently a member of the Chicago Bears.

**HUGHES' GAME-BY-GAME STATS**

Date	Opponent	UA-AT-TT	TFL	SACK	INT	PD	F/R
9/2/17	C. ARKANSAS	3-0-3	0.0-0	0.0-0	0	0	0/0
12/26/17	vs. UCLA	1-0-1	0.0-0	0.0-0	0	0	0/0
9/15/18	UTSA	1-0-1	0.0-0	0.0-0	0	0	0/0
9/29/18	TEXAS	6-0-6	1.0-1	0.0-0	0	0	0/0
10/6/18	at Baylor*	6-5- <b>11</b>	0.0-0	0.0-0	0	0	1/0
10/13/18	OKLAHOMA ST.*	7-1-8	1.0-1	0.0-0	0	0	0/0
10/27/18	at Oklahoma*	1-3-4	0.0-0	0.0-0	0	0	0/0
11/3/18	at TCU*	5-3-8	0.0-0	0.0-0	0	0	0/0
11/10/18	KANSAS*	5-0-5	<b>3.0-11</b>	0.0-0	0	0	1/0
11/17/18	TEXAS TECH*	6-2-8	1.0-3	0.0-0	0	0	0/1
11/24/18	at Iowa State*	1-4-5	1.0-2	0.0-0	0	0	0/0
9/12/20	ARKANSAS ST.*	5-1-6	0.0-0	0.0-0	0	<b>1</b>	0/0
9/26/20	at Oklahoma*	4-6-10	0.0-0	0.0-0	0	0	0/0
10/3/20	TEXAS TECH*	5-0-5	0.0-0	0.0-0	0	0	0/0
10/10/20	at TCU*	3-2-5	0.0-0	0.0-0	0	0	0/0
10/24/20	KANSAS*	2-0-2	0.0-0	0.0-0	0	0	0/0
10/31/20	at West Virginia*	4-5-9	0.0-0	0.0-0	0	0	0/0
11/7/20	OKLAHOMA ST.*	5-1-6	1.0-1	0.0-0	0	0	0/0

**Bold Italics** denotes career high

**HUGHES' CAREER STATS**

Year	G/S	UA-AT-TT	TFL	SACK	INT	PD	F/R
2017	6/0	4-0-4	0.0-0	0.0-0	0	0	0/0
2018	11/7	38-18-56	7.0-18	0.0-0	0	0	2/1
2020	7/7	28-15-43	1.0-1	0.0-0	0	1	0/0
<b>TOTAL</b>	<b>24/14</b>	<b>70-33-103</b>	<b>8.0-19</b>	<b>0.0-0</b>	<b>0</b>	<b>1</b>	<b>2/1</b>



**Tyler BURNS** **33**  
RB • 6-0 • 217 • Sr.-1L  
Wichita, Kan.  
(Trinity Academy)

- Has played in 20 of 21 games since the start of 2019 as both a reserve RB and on special teams.
- Recovered a fumble on a punt vs. Kansas, which led to a K-State TD.
- Led the team with 6 special teams tackles in 2019.
- A semifinalist for the William V. Campbell Trophy.

**BURNS' GAME-BY-GAME STATS**

Date	Opponent	No	Yds	TD	LG
9/2/17	CENTRAL ARKANSAS	3	11	0	5
9/9/17	CHARLOTTE	5	15	0	6
12/26/17	vs. UCLA	2	4	0	5
8/31/19	NICHOLLS	<b>10</b>	<b>64</b>	<b>1</b>	<b>19</b>
9/7/19	BOWLING GREEN	1	0	0	0
11/2/19	at Kansas	7	58	<b>1</b>	18
11/9/19	at Texas	8	26	0	7
9/12/20	ARKANSAS STATE	1	-2	0	0
9/26/20	at Oklahoma	3	7	0	3
10/10/20	at TCU	1	5	0	5
10/24/20	KANSAS	2	2	0	2
10/31/20	at West Virginia	1	6	0	6
11/21/20	at Iowa State	1	4	0	4

**Bold Italics** denotes career high

**BURNS' CAREER STATS**

Year	G/S	No	Yds	Avg	TD	Lg
2017	13/0	10	30	3.0	0	6
2019	13/0	26	148	5.7	2	19
2020	7/0	9	22	2.4	0	5
<b>TOTAL</b>	<b>33/0</b>	<b>45</b>	<b>200</b>	<b>4.4</b>	<b>2</b>	<b>19</b>



**Jack BLUMER**  
**P • 6-2 • 193 • So.-SQ**  
 Marysville, Kan.  
 (Marysville) **43**

- Has punted in each of the first 8 games of 2020.
- Played QB and P in high school, earning all-state honors as a senior in 2017.


**BLUMER'S GAME-BY-GAME STATS**

Date	Opponent	No	Yds	Avg	LG
9/12/20	ARKANSAS STATE	2	89	44.5	<b>54</b>
9/26/20	at Oklahoma	<b>3</b>	119	39.7	45
10/3/20	TEXAS TECH	2	80	40.0	43
10/10/20	at TCU	<b>3</b>	126	42.0	52
10/24/20	KANSAS	<b>3</b>	118	39.3	49
10/31/20	at West Virginia	2	69	34.5	37
11/4/20	OKLAHOMA STATE	<b>3</b>	<b>134</b>	<b>44.7</b>	49
11/21/20	at Iowa State	<b>3</b>	108	36.0	43

*Bold Italics* denotes career high

**BLUMER'S CAREER PUNTING STATS**

Year	G	No	Yds	Avg	Lg	i20
2020	8	21	843	40.1	54	2
<b>TOTAL</b>	<b>8</b>	<b>21</b>	<b>843</b>	<b>40.1</b>	<b>54</b>	<b>2</b>



**Cody FLETCHER**  
**LB • 6-2 • 224 • Sr.-2L**  
 Henrietta, Texas  
 (Tyler JC) **55**

- Part of the regular rotation at LB the last 2-plus seasons who earned his first-career start at Iowa State.
- Set a career high with 9 tackles at ISU, bettering 7-tackle performances vs. Texas Tech and at West Virginia.
- Saw action in each of the final 7 games of 2019 after recovering from an injury sustained in fall camp.

**FLETCHER'S GAME-BY-GAME STATS**

Date	Opponent	UA-AT-TT	TFL	SACK	INT	PD	F/R
9/15/18	UTSA	2-0-2	0.0-0	0.0-0	0	0	0/0
9/22/18	at West Virginia	1-0-1	0.0-0	0.0-0	0	0	0/0
10/6/18	at Baylor	3-3-6	0.0-0	0.0-0	0	0	0/0
11/17/18	TEXAS TECH	2-0-2	0.0-0	0.0-0	0	0	0/0
11/24/18	at Iowa State	0-1-1	0.0-0	0.0-0	0	0	0/0
10/26/19	OKLAHOMA	1-0-1	0.0-0	0.0-0	0	0	0/0
11/9/19	at Texas	3-2-5	0.0-0	0.0-0	0	0	0/0
11/16/19	WEST VIRGINIA	2-0-2	0.0-0	0.0-0	0	0	0/0
11/23/19	at Texas Tech	3-0-3	0.0-0	0.0-0	0	2	0/0
11/30/19	IOWA STATE	1-0-1	0.0-0	0.0-0	0	1	0/0
12/31/19	vs. Navy	0-1-1	0.0-0	0.0-0	0	0	0/0
9/12/20	ARKANSAS ST.	2-0-2	<b>1.0-3</b>	0.0-0	0	0	0/0
9/26/20	at Oklahoma	0-3-3	0.0-0	0.0-0	0	0	0/0
10/3/20	TEXAS TECH	6-1-7	0.0-0	0.0-0	0	1	0/0
10/10/20	at TCU	3-2-5	0.0-0	0.0-0	0	0	0/0
10/24/20	KANSAS	1-0-1	0.0-0	0.0-0	0	0	0/0
10/31/20	at West Virginia	5-2-7	<b>1.0-3</b>	0.0-0	0	0	0/0
11/21/20	at Iowa State*	<b>7-2-9</b>	0.0-0	0.0-0	0	0	0/0

*Bold Italics* denotes career high

**FLETCHER'S CAREER STATS**

Year	G/S	UA-AT-TT	TFL	SACK	INT	PD	F/R
2018	12/0	8-4-12	0.0-0	0.0-0	0	0	0/0
2019	7/0	10-3-13	0.0-0	0.0-0	0	3	0/0
2020	8/1	24-10-34	2.0-6	0.0-0	0	1	0/0
<b>TOTAL</b>	<b>27/1</b>	<b>42-17-59</b>	<b>2.0-6</b>	<b>0.0-0</b>	<b>0</b>	<b>4</b>	<b>0/0</b>



**Wyatt HUBERT**  
**DE • 6-3 • 270 • Jr.-2L**  
 Topeka, Kan.  
 (Shawnee Heights) **56**

- A two-time member of the Bronko Nagurski Trophy and Hendricks Award watch lists, including 2020.
- Is 1.0 sack shy of entering the school's career top-10 list.
- Ranks first nationally among active non-seniors in career sacks (17.0), while he is 10th overall among active players in sacks per game (0.53) and 12th in TFLs per game (0.97).
- Tied for 22nd nationally and ranks 4th in the Big 12 this season with 5.5 total sacks, while he is 3rd in the Big 12 with 10.0 total TFLs.
- Season total was given a boost vs. OSU when he had a career-high 2.5 sacks, the most by a Wildcat since Jordan Willis had 3.5 vs. Louisiana Tech in 2015 and the most by a Wildcat in Big 12 play since Ryan Mueller had 3.0 vs. Texas Tech in 2013.

**HUBERT'S GAME-BY-GAME STATS**

Date	Opponent	UA-AT-TT	TFL	SACK	INT	PD	F/R
9/8/18	MISSISSIPPI ST.	3-1-4	0.0-0	0.0-0	<b>1</b>	<b>1</b>	0/0
9/15/18	UTSA*	3-0-3	0.0-0	0.0-0	0	<b>1</b>	0/0
9/22/18	at West Virginia*	2-0-2	0.0-0	0.0-0	0	0	0/0
9/29/18	TEXAS	1-0-1	0.0-0	0.0-0	0	0	0/0
10/6/18	at Baylor	2-2-4	1.5-7	1.5-7	0	0	0/0
10/13/18	OKLAHOMA ST.*	1-1-2	1.0-4	0.0-0	0	0	0/0
10/27/18	at Oklahoma	2-1-3	0.0-0	0.0-0	0	0	0/0
11/3/18	at TCU*	4-0-4	2.0-3	0.0-0	0	0	0/0
11/10/18	KANSAS*	3-1-4	1.0-5	1.0-5	0	0	0/0
11/17/18	TEXAS TECH*	<b>5-0-5</b>	2.0-18	2.0-18	0	0	0/0
11/24/18	at Iowa State*	1-1-2	1.0-1	0.0-0	0	0	0/0
8/31/19	NICHOLLS*	2-0-2	1.0-1	0.0-0	0	0	0/0
9/7/19	BOWLING GREEN*	2-0-2	1.0-4	0.0-0	0	0	0/0
9/28/19	at Oklahoma St.*	3-1-4	2.0-14	2.0-14	0	0	<b>1/0</b>
10/5/19	BAYLOR*	1-0-1	0.0-0	0.0-0	0	0	0/0
10/19/19	TCU*	2-1-3	1.0-9	1.0-9	0	0	0/0
10/26/19	OKLAHOMA*	3-1-4	1.5-12	1.0-10	0	0	0/0
11/2/19	at Kansas*	1-1-2	0.0-0	0.0-0	0	0	0/0
11/9/19	at Texas*	2-1-3	1.0-7	1.0-7	0	0	0/0
11/16/19	WEST VIRGINIA*	2-0-2	1.0-3	0.0-0	0	0	0/0
11/23/19	at Texas Tech*	2-1-3	2.0-14	2.0-14	0	0	0/0
11/30/19	IOWA STATE*	4-0-4	2.0-2	0.0-0	0	0	0/0
12/31/19	vs. Navy*	2-1-3	0.0-0	0.0-0	0	0	0/0
9/12/20	ARKANSAS ST.*	1-0-1	1.0-4	1.0-4	0	0	0/0
9/26/20	at Oklahoma*	1-0-1	1.0-5	1.0-5	0	0	0/0
10/3/20	TEXAS TECH*	1-1-2	1.5-2	0.0-0	0	1	0/0
10/10/20	at TCU*	2-1-3	0.0-0	0.0-0	0	0	0/0
10/24/20	KANSAS*	2-0-2	1.0-6	1.0-6	0	0	0/0
10/31/20	at West Virginia*	2-2-4	0.5-1	0.0-0	0	0	0/0
11/7/20	OKLAHOMA ST.*	4-1-5	<b>3.5-20</b>	<b>2.5-15</b>	0	0	<b>1/0</b>
11/21/20	at Iowa State*	2-1-3	1.5-6	0.0-0	0	0	0/0

\* denotes game started; *Bold Italics* denotes career high

**HUBERT'S CAREER STATS**

Year	G/S	UA-AT-TT	TFL	SACK	INT	PD	F/R
2018	12/7	27-7-34	8.5-38	4.5-30	1	2	0/0
2019	12/12	26-7-33	12.5-66	7.0-54	0	0	1/0
2020	8/8	15-6-21	10.0-44	5.5-30	0	1	2/0
<b>TOTAL</b>	<b>32/27</b>	<b>68-20-88</b>	<b>31.0-148</b>	<b>17.0-114</b>	<b>1</b>	<b>3</b>	<b>3/0</b>



**Drew WILEY**  
**DT • 6-4 • 300 • Sr.-3L**  
 Vinton, Iowa  
 (Vinton-Shellsburg) **59**

- Has played in 46 career games but has made the first 8 starts of his career in 2020.
- Ranks in the top 15 of the Big 12 in both sacks and TFLs.
- Has 7.0 TFLs this year and 3.5 sacks this year, the most by a Wildcat interior defensive lineman since Will Geary had 9.0 TFLs and 4.5 sacks in 2017.
- Registered a career-high 7 tackles at West Virginia, the most by a K-State interior defensive lineman since Will Geary had 8 at TCU in 2016.
- Also had 2.5 TFLs against the Mountaineers, the most by a Wildcat interior defensive lineman since Will Geary had 3.0 against Baylor in 2017.

**WILEY'S GAME-BY-GAME STATS**

Date	Opponent	UA-AT-TT	TFL	SACK	INT	PD	F/R
9/9/17	CHARLOTTE	1-1-2	0.0-0	0.0-0	0	0	0/0
9/16/17	at Vanderbilt	0-1-1	0.0-0	0.0-0	0	0	0/0
9/9/18	MISSISSIPPI ST.	1-0-1	0.0-0	0.0-0	0	0	0/0
10/13/18	OKLAHOMA ST.	0-1-1	0.0-0	0.0-0	0	0	0/0
8/31/19	NICHOLLS	1-0-1	0.0-0	0.0-0	0	0	0/0
9/7/19	BOWLING GREEN	0-0-0	0.0-0	0.0-0	0	1	0/0
9/14/19	at Mississippi St.	0-1-1	0.0-0	0.0-0	0	0	0/0
9/28/19	at Oklahoma St.	2-1-3	0.0-0	0.0-0	0	0	0/0
10/5/19	BAYLOR	0-1-1	0.5-1	0.0-0	0	0	0/0
10/19/19	TCU	1-0-1	1.0-3	0.0-0	0	0	0/0
10/26/19	OKLAHOMA	0-2-2	0.5-1	0.0-0	0	0	0/0
11/2/19	at Kansas	1-0-1	0.0-0	0.0-0	0	0	0/0
11/9/19	at Texas	3-1-4	0.0-0	0.0-0	0	0	0/0
11/16/19	WEST VIRGINIA	1-0-1	0.0-0	0.0-0	0	0	0/0
11/23/19	at Texas Tech	1-0-1	0.0-0	0.0-0	0	0	0/0
9/12/20	ARKANSAS ST.*	2-0-2	1.0-6	<b>1.0-6</b>	0	0	0/0
9/26/20	at Oklahoma*	1-3-4	0.5-0	0.0-0	0	0	<b>0/1</b>
10/3/20	TEXAS TECH*	0-1-1	0.5-1	0.0-0	0	0	0/0
10/10/20	at TCU*	2-1-3	2.0-4	<b>1.0-3</b>	0	0	0/0
10/24/20	KANSAS*	0-1-1	0.5-3	0.5-3	0	2	0/0
10/31/20	at West Virginia*	<b>4-3-7</b>	<b>2.5-10</b>	<b>1.0-8</b>	0	0	0/0
11/21/20	at Iowa State*	0-1-1	0.0-0	0.0-0	0	1	0/0

*Bold Italics* denotes career high

**WILEY'S CAREER STATS**

Year	G/S	UA-AT-TT	TFL	SACK	INT	PD	F/R
2017	13/0	1-2-3	0.0-0	0.0-0	0	0	0/0
2018	12/0	1-1-2	0.0-0	0.0-0	0	0	0/0
2019	13/0	10-6-16	2.0-5	0.0-0	0	1	0/0
2020	8/8	9-10-19	7.0-24	3.5-20	0	2	0/1
<b>TOTAL</b>	<b>46/8</b>	<b>21-19-40</b>	<b>9.0-29</b>	<b>3.5-20</b>	<b>0</b>	<b>3</b>	<b>0/1</b>



**Nick LENNERS**  
**TE/FB • 6-5 • 252 • Jr.-3L**  
 Lincoln, Neb.  
 (Lincoln Southwest) **87**

- A 2020 Preseason All-Big 12 pick who was also a First Team All-Big 12 selection from the league's coaches as a fullback following the 2019 season.

**LENNERS' GAME-BY-GAME RECEIVING**

Date	Opponent	No	Yds	TD	LG
8/31/19	NICHOLLS	1	12	0	12
9/14/19	at Mississippi State*	1	24	0	<b>24</b>
9/28/19	at Oklahoma State	1	19	0	19
10/5/19	BAYLOR	2	20	0	11
10/19/19	TCU*	2	<b>34</b>	<b>1</b>	21
11/2/19	at Kansas	2	19	0	10
11/9/19	at Texas	1	9	0	9
11/16/19	WEST VIRGINIA	1	5	0	5
11/23/19	at Texas Tech	2	21	0	11
10/24/20	KANSAS				





**Phillip BROOKS** **88**  
WR • 5-7 • 167 • So.-1L  
Lee's Summit, Mo.  
(Lee's Summit West)

- A dynamic player as both a WR and a returner.
- Set a school record with 189 punt-return yds and 2 TDs vs. Kansas en route to Big 12 Special Teams Player of the Week honors.
- His 2 PR TDs were the most in Big 12 history for a conference game.
- He is the first player in the nation with 2 PR TDs since Greg Dortch (Wake Forest) did so in 2018 vs. Towson.
- His 47.25-yd avg on punt returns vs. Kansas were the most by any player nationally with at least 4 attempts since 1996.
- His 23.7-yd avg this season ranks first in the nation among those with at least 3 returns, first in school history and is the 4th highest by any player in the nation since 1996.
- The 2 punt-return TDs this year are tied for 3rd in school history, while the 3 in his career are tied for 2nd.
- Also tied for 6th in Big 12 history with 3 career punt-return TDs.
- Ranks 3rd nationally among active players in career punt-return TDs, while he is 11th in total punt return yds.
- Tallied the first TD of the season on a 17-yd reception vs. Arkansas State and had another on a 25-yd catch before halftime against Oklahoma State.
- Had a career-high 7 catches last year vs. Baylor, the most by a Wildcat on the season and tied for the 3rd most among FR in a single game in school history.

**BROOKS' GAME-BY-GAME RECEIVING**

Date	Opponent	No	Yds	TD	LG
8/31/19	NICHOLLS	3	18	0	8
9/14/19	at Mississippi State	2	5	0	7
9/28/19	at Oklahoma State	3	15	0	10
10/5/19	BAYLOR	7	69	0	18
10/26/19	OKLAHOMA	1	10	0	10
11/2/19	at Kansas	1	9	0	9
11/9/19	at Texas	2	25	0	16
11/16/19	WEST VIRGINIA	4	63	0	21
11/23/19	at Texas Tech	2	20	1	14
11/30/19	IOWA STATE*	1	19	0	19
9/12/20	ARKANSAS STATE	2	24	1	17
9/26/20	at Oklahoma	2	23	0	23
10/3/20	TEXAS TECH*	2	16	0	9
10/31/20	at West Virginia*	4	39	0	18
11/7/20	OKLAHOMA STATE	2	29	1	25
11/21/20	at Iowa State	1	22	0	22

\* denotes game started; **Bold Italics** denotes career high

**BROOKS' GAME-BY-GAME RUSHING**

Date	Opponent	No	Yds	TD	LG
8/31/19	NICHOLLS	1	8	0	8
10/26/19	OKLAHOMA	1	-1	0	0
11/2/19	at Kansas	3	9	0	6
11/16/19	WEST VIRGINIA	1	6	0	6
12/31/19	vs. Navy	1	4	0	4
9/26/20	at Oklahoma	1	-8	0	0
10/10/20	at TCU*	1	12	0	12
11/7/20	OKLAHOMA STATE	2	14	0	12

\* denotes game started; **Bold Italics** denotes career high

**BROOKS' GAME-BY-GAME KOR**

Date	Opponent	No	Yds	TD	LG
11/10/18	KANSAS	1	12	0	12
11/17/18	TEXAS TECH	2	44	0	33
8/31/19	NICHOLLS	2	43	0	23
9/7/19	BOWLING GREEN	1	44	0	44
9/28/19	at Oklahoma State	4	76	0	24
10/26/19	OKLAHOMA	2	52	0	33
11/16/19	WEST VIRGINIA	1	11	0	11
11/23/19	at Texas Tech	1	26	0	26
12/31/19	vs. Navy	1	20	0	20
9/26/20	at Oklahoma	1	17	0	17
10/31/20	at West Virginia	2	31	0	16
11/21/20	at Iowa State	1	13	0	13

**Bold Italics** denotes career high

**BROOKS' GAME-BY-GAME PUNT RETURN**

Date	Opponent	No	Yds	TD	LG
11/17/18	TEXAS TECH	1	6	0	6
8/31/19	NICHOLLS	1	9	0	9
9/7/19	BOWLING GREEN	2	0	0	0
9/14/19	at Mississippi State	2	45	0	25
11/16/19	WEST VIRGINIA	1	0	0	0
11/30/19	IOWA STATE	1	0	0	0
12/31/19	vs. Navy	1	66	1	66
9/12/20	ARKANSAS STATE	2	17	0	17
10/10/20	at TCU	2	30	0	29
10/24/20	KANSAS	4	189	2	55
10/31/20	at West Virginia	2	15	0	8
11/7/20	OKLAHOMA STATE	1	10	0	10

**Bold Italics** denotes career high

**BROOKS' CAREER RECEIVING STATS**

Year	G/S	No	Yds	Avg	TD	Lg
2019	12/1	26	253	9.7	1	21
2020	8/3	13	153	11.8	1	25
<b>TOTAL</b>	<b>24/4</b>	<b>39</b>	<b>406</b>	<b>10.4</b>	<b>2</b>	<b>25</b>

**BROOKS' CAREER RUSHING STATS**

Year	G/S	No	Yds	Avg	TD	Lg
2019	12/1	7	26	3.7	0	8
2020	8/3	4	18	4.5	0	12
<b>TOTAL</b>	<b>24/4</b>	<b>11</b>	<b>44</b>	<b>4.0</b>	<b>0</b>	<b>12</b>

**BROOKS' CAREER KOR STATS**

Year	G	No	Yds	Avg	TD	Lg
2018	4	3	56	18.7	0	33
2019	12	12	272	22.7	0	44
2020	8	4	61	15.2	0	17
<b>TOTAL</b>	<b>24</b>	<b>19</b>	<b>389</b>	<b>20.5</b>	<b>0</b>	<b>44</b>

**BROOKS' CAREER PUNT RETURN STATS**

Year	G	No	Yds	Avg	TD	Lg
2018	4	1	6	6.0	0	6
2019	12	8	120	15.0	1	66
2020	8	11	261	23.7	2	55
<b>TOTAL</b>	<b>24</b>	<b>20</b>	<b>387</b>	<b>19.4</b>	<b>3</b>	<b>66</b>



**Bronson MASSIE** **90**  
DE • 6-4 • 260 • Sr.-3L  
Lufkin, Texas  
(Lufkin)

- Has played in 40 career games with a start during his RS FR year against Iowa State and in the 2020 opener.
- Has already set career high in both TFLs and sacks through 8 games this season.


**MASSIE'S GAME-BY-GAME STATS**

Date	Opponent	UA-AT-TT	TFL	SACK	INT	PD	F/R
9/2/17	C. ARKANSAS	1-0-1	0.0-0	0.0-0	0	0	0/0
11/4/17	at Texas Tech	5-1-6	0.0-0	0.0-0	0	0	0/0
11/18/17	at Oklahoma St.	0-1-1	0.0-0	0.0-0	0	0	0/0
11/25/17	IOWA STATE*	1-1-2	0.0-0	0.0-0	0	0	0/0
12/26/17	vs. UCLA	0-0-0	0.0-0	0.0-0	0	1	0/0
9/15/18	UTSA	1-1-2	0.0-0	0.0-0	0	0	0/0
10/6/18	at Baylor	1-2-3	0.0-0	0.0-0	0	0	0/0
10/13/18	OKLAHOMA ST.	0-3-3	0.0-0	0.0-0	0	0	0/0
10/27/18	at Oklahoma	0-1-1	0.0-0	0.0-0	0	0	0/0
11/10/18	KANSAS	1-0-1	0.0-0	0.0-0	0	0	0/1
11/17/18	TEXAS TECH	1-0-1	0.0-0	0.0-0	0	1	0/0
9/14/19	at Mississippi St.	0-2-2	0.5-1	0.0-0	0	0	0/0
9/28/19	at Oklahoma St.	2-0-2	0.0-0	0.0-0	0	0	0/0
10/5/19	BAYLOR	2-0-2	1.0-17	1.0-17	0	0	0/0
11/2/19	at Kansas	0-1-1	0.0-0	0.0-0	0	0	0/0
9/12/20	ARKANSAS ST.*	1-1-2	1.0-2	0.0-0	0	0	0/0
9/26/20	at Oklahoma	2-0-2	1.0-11	1.0-11	0	0	0/0
10/10/20	at TCU	3-1-4	1.0-6	1.0-6	0	0	0/0
10/24/20	KANSAS	2-0-2	1.0-2	0.0-0	0	0	0/0
11/7/20	OKLAHOMA ST.	0-1-1	0.5-3	0.5-3	0	0	0/0
11/21/20	at Iowa State	1-0-1	0.0-0	0.0-0	0	0	0/0

\* denotes game started; **Bold Italics** denotes career high

**MASSIE'S CAREER STATS**

Year	G/S	UA-AT-TT	TFL	SACK	INT	PD	F/R
2017	9/1	7-3-10	0.0-0	0.0-0	0	1	0/0
2018	12/0	4-7-11	0.0-0	0.0-0	0	1	0/1
2019	11/0	4-3-7	1.5-18	1.0-17	0	0	0/0
2020	8/1	9-3-12	4.5-24	2.5-20	0	0	0/0
<b>TOTAL</b>	<b>40/2</b>	<b>24-16-40</b>	<b>6.0-42</b>	<b>3.5-37</b>	<b>0</b>	<b>2</b>	<b>0/1</b>



**Eli HUGGINS** **92**  
DT • 6-4 • 294 • Jr.-1L  
Cumming, Ga.  
(West Forsyth)

- Saw action in 6 games last year in a reserve role before earning his first 6 career starts this season.
- Recorded first-career sack vs. the Red Wolves as he teamed with **Drew Wiley** to be the first pair of Wildcat DT to have a sack in the same game since 2017.
- Younger brother, **Jake**, is a redshirt FR fullback for the Wildcats.

**HUGGINS' GAME-BY-GAME STATS**

Date	Opponent	UA-AT-TT	TFL	SACK	INT	PD	F/R
9/15/18	UTSA	0-1-1	0.0-0	0.0-0	0	0	0/0
9/27/19	BOWLING GREEN	2-0-2	1.0-4	0.0-0	0	0	0/0
9/14/19	at Mississippi St.	0-1-1	0.0-0	0.0-0	0	0	0/0
9/28/19	at Oklahoma St.	1-1-2	0.0-0	0.0-0	0	0	0/0
9/12/20	ARKANSAS ST.*	3-0-3	1.0-10	1.0-10	0	0	0/0
10/3/20	TEXAS TECH	1-0-1	1.0-1	0.0-0	0	0	0/0
10/10/20	at TCU*	1-2-3	0.5-1	0.0-0	0	0	0/0
10/24/20	KANSAS*	1-2-3	0.5-2	0.5-2	0	0	0/0
10/31/20	at West Virginia*	1-2-3	0.0-0	0.0-0	0	0	0/0
11/7/20	OKLAHOMA ST.*	2-1-3	2.0-6	0.0-0	0	0	0/0
11/21/20	at Iowa State*	0-1-1	0.0-0	0.0-0	0	0	0/0

\* denotes game started; **Bold Italics** denotes career high

**HUGGINS' CAREER STATS**

Year	G/S	UA-AT-TT	TFL	SACK	INT	PD	F/R
2018	1/0	0-1-1	0.0-0	0.0-0	0	0	0/0
2019	6/0	3-2-5	1.0-4	0.0-0	0	0	0/0
2020	7/6	9-8-17	5.0-20	1.5-12	0	0	0/0
<b>TOTAL</b>	<b>14/5</b>	<b>12-11-23</b>	<b>6.0-24</b>	<b>1.5-12</b>	<b>0</b>	<b>0</b>	<b>0/0</b>



**Jaylen PICKLE** **93**  
DT • 6-4 • 313 • So.-SQ  
Cimarron, Kan.  
(Cimarron)

- Has earned his first 2 career starts this season and seen his most significant career action in 6 games this year.
- Regarded as the 44th-best DT in the nation for the Class of 2018 by Rivals.
- HS teammate of current K-State QB **Nick Ast**.

**PICKLE'S GAME-BY-GAME STATS**

Date	Opponent	UA-AT-TT	TFL	SACK	INT	PD	F/R
9/26/20	at Oklahoma*	0-4-4	0.0-0	0.0-0	0	0	0/0
10/3/20	TEXAS TECH*	0-0-0	0.0-0	0.0-0	0	2	0/0
10/24/20	KANSAS	1-0-1	0.0-0	0.0-0	0	1	0/0
10/31/20	at West Virginia	1-2-3	0.5-1	0.0-0	0	0	0/0
11/7/20	OKLAHOMA ST.	1-0-1	0.0-0	0.0-0	0	0	0/0

\* denotes game started; **Bold Italics** denotes career high

**PICKLE'S CAREER STATS**

Year	G/S	UA-AT-TT	TFL	SACK	INT	PD	F/R
2019	6/2	3-6-9	0.5-1	0.0-0	0	3	0/0
<b>TOTAL</b>	<b>7/2</b>	<b>3-6-9</b>	<b>0.5-1</b>	<b>0.0-0</b>	<b>0</b>	<b>3</b>	<b>0/0</b>

▼ 2020 SCHEDULE AND RESULTS (OVERALL: 4-4 | HOME: 2-2 | ROAD: 2-2 | BIG 12: 4-3)

DATE	(CFP/AP/C) OPPONENT	RESULT	SCORE	TV	ATTEND	TOP PASSER	TOP RUSHER	TOP RECEIVER	TOP TACKLER
Sept. 12	Arkansas State	L	31-35	FOX	11,041	S. Thompson (17-19-0, 259, 2 TD)	D. Vaughn (12-47-1)	B. Moore (6-54-1)	W. Jones/J. Hughes (6)
Sept. 26	at 3/3 Oklahoma*	W	38-35	FOX	22,700	S. Thompson (18-28-0, 334, TD)	D. Vaughn (8-45-1)	D. Vaughn (4-129-0)	J. McPherson (11)
Oct. 3	Texas Tech*	W	31-21	FS1	10,932	W. Howard (7-12-0, 173, TD)	D. Vaughn (16-113-1)	D. Vaughn (3-81-1)	E. Sullivan (12)
Oct. 10	at n/r/v TCU*	W	21-14	FOX	12,208	W. Howard (8-19-1, 117)	W. Howard (13-86-1)	D. Render (3-24-0)	E. Sullivan (6)
Oct. 24	Kansas*	W	55-14	FS1	10,801	W. Howard (17-24-0, 243, 2 TD)	D. Vaughn (11-71-1)	D. Vaughn (4-81-0)	R. Elder (6)
Oct. 31	at n/r/v West Virginia*	L	37-10	ESPN2	10,441	W. Howard (19-37-3, 184, TD)	D. Vaughn (9-22-0)	P. Brooks (4-39-0)	J. Hughes (9)
Nov. 7	12/14 Oklahoma State*	L	18-20	FOX	11,980	W. Howard (10-21-1, 143, TD)	W. Howard (14-125-1)	J. Dineen (4-35-0)	J. McPherson/E. Sullivan (7)
Nov. 21	at 17/16 Iowa State*	L	0-45	FOX	—	N. Ast (6-10-0, 44)	D. Vaughn (7-44-0)	C. Taylor (2-37-0)	C. Taylor (9)
Nov. 28	at Baylor*			ESPN2					
Dec. 5	20/21 Texas*								

\* Big 12 Conference Game

TEAM STATISTICS

	KANSAS STATE	OPPONENTS
SCORING	204	221
Points Per Game	25.5	27.6
Points Off Turnovers	42	35
FIRST DOWNS	117	182
Rushing	49	71
Passing	56	95
Penalty	12	16
RUSHING YARDAGE	987	1367
Yards gained rushing	1183	1574
Yards lost rushing	196	207
Rushing Attempts	273	306
Average Per Rush	3.6	4.5
Average Per Game	123.4	170.9
TDs Rushing	12	11
PASSING YARDAGE	1595	2052
Comp-Att-Int	112-202-6	188-287-7
Average Per Pass	7.9	7.1
Average Per Catch	14.2	10.9
Average Per Game	199.4	256.5
TDs Passing	9	16
TOTAL OFFENSE	2582	3419
Total Plays	475	593
Average Per Play	5.4	5.8
Average Per Game	322.8	427.4
KICK RETURNS: #-Yards	27-444	11-215
PUNT RETURNS: #-Yards	14-309	7-6
INT RETURNS: #-Yards	7-65	6-29
KICK RETURN AVERAGE	16.4	19.5
PUNT RETURN AVERAGE	22.1	0.9
INT RETURN AVERAGE	9.3	4.8
FUMBLES-LOST	10-4	7-4
PENALTIES-Yards	55-467	43-416
Average Per Game	58.4	52.0
PUNTS-Yards	44-1768	38-1391
Average Per Punt	40.2	36.6
Net punt average	39.6	27.9
KICKOFFS-Yards	42-2360	42-2396
Average Per Kick	56.2	57.0
Net kick average	36.8	38.7
TIME OF POSSESSION/Game	28:36	31:24
3RD-DOWN Conversions	34/103	49/123
3rd-Down Pct	33%	40%
4TH-DOWN Conversions	5/8	8/15
4th-Down Pct	62%	53%
SACKS BY-Yards	20-117	13-94
MISC YARDS	0	0
TOUCHDOWNS SCORED	25	29
FIELD GOALS-ATTEMPTS	10-14	6-13
ON-SIDE KICKS	0-0	0-1
RED-ZONE SCORES	(25-27) 93%	(24-31) 77%
RED-ZONE TOUCHDOWNS	(17-27) 63%	(19-31) 61%
PAT-ATTEMPTS	(22-22) 100%	(29-29) 100%
ATTENDANCE	44754	45349
Games/Avg Per Game	4/11188	4/11337
Neutral Site Games		0/0

SCORE BY QUARTERS	1ST	2ND	3RD	4TH	TOTAL
Kansas State	33	79	45	47	204
Opponents	31	77	61	52	221

RUSHING

PLAYER	GP	ATT.	GAIN	LOSS	NET	AVG.	TD	LONG	YPG
Vaughn, Deuce	8	94	441	26	415	4.4	4	28	51.9
Howard, Will	7	51	294	50	244	4.8	2	80	34.9
Trotter, Harry	7	61	214	9	205	3.4	3	24	29.3
Moze, Keyon	7	10	49	4	45	4.5	0	27	6.4
Thompson, Skylar	3	19	62	24	38	2.0	3	13	12.7
Burns, Tyler	7	9	24	2	22	2.4	0	6	3.1
Taylor, Chabastin	8	1	20	0	20	20.0	0	20	2.5
Brooks, Phillip	8	4	26	8	18	4.5	0	12	2.2
Wright, Jacardia	4	6	23	6	17	2.8	0	12	4.2
Youngblood, Joshua	2	1	3	0	3	3.0	0	3	1.5
Knowles, Malik	7	1	3	0	3	3.0	0	3	0.4
Blumer, Jack	8	1	3	0	3	3.0	0	3	0.4
Garber, Keenan	5	2	4	2	2	1.0	0	4	0.4
Porter, Seth	7	1	1	0	1	1.0	0	1	0.1
Ast, Nick	3	6	16	35	-19	-3.2	0	11	-6.3
TEAM	6	6	0	30	-30	-5.0	0	0	-5.0
<b>Total.....</b>	<b>8</b>	<b>273</b>	<b>1183</b>	<b>196</b>	<b>987</b>	<b>3.6</b>	<b>12</b>	<b>80</b>	<b>123.4</b>
<b>Opponents.....</b>	<b>8</b>	<b>306</b>	<b>1574</b>	<b>207</b>	<b>1367</b>	<b>4.5</b>	<b>11</b>	<b>58</b>	<b>170.9</b>

PASSING

PLAYER	GP	EFFIC.	CMP-ATT-INT	PCT.	YARDS	TD	LG	AVG/G
Howard, Will	7	119.06	65-123-6	52.8	916	5	70	130.9
Thompson, Skylar	3	165.29	40-64-0	62.5	626	4	78	208.7
Ast, Nick	3	81.80	7-14-0	50.0	53	0	22	17.7
TEAM	6	0.00	0-1-0	0.0	0	0	0	0.0
<b>Total.....</b>	<b>8</b>	<b>130.53</b>	<b>112-202-6</b>	<b>55.4</b>	<b>1595</b>	<b>9</b>	<b>78</b>	<b>199.4</b>
<b>Opponents.....</b>	<b>8</b>	<b>139.08</b>	<b>188-287-7</b>	<b>65.5</b>	<b>2052</b>	<b>16</b>	<b>58</b>	<b>256.5</b>

RECEIVING

PLAYER	GP	NO	YDS	AVG	TD	LONG	AVG/G
Taylor, Chabastin	8	19	293	15.4	1	42	36.6
Moore, Briley	7	19	271	14.3	3	66	38.7
Vaughn, Deuce	8	18	370	20.6	1	77	46.2
Brooks, Phillip	8	13	153	11.8	2	25	19.1
Wheeler, Sammy	7	7	134	19.1	1	58	19.1
Dineen, Jax	7	7	78	11.1	0	24	11.1
Knowles, Malik	7	6	93	15.5	1	35	13.3
Render, D.J.	8	6	53	8.8	0	21	6.6
Trotter, Harry	7	4	16	4.0	0	6	2.3
Gill, Wykeen	2	3	9	3.0	0	6	4.5
Moze, Keyon	7	2	83	41.5	0	78	11.9
Lenners, Nick	7	2	11	5.5	0	8	1.6
Garber, Keenan	5	2	10	5.0	0	9	2.0
Burns, Tyler	7	2	7	3.5	0	5	1.0
Barta, Mason	8	1	8	8.0	0	8	1.0
Fox, Konner	4	1	6	6.0	0	6	1.5
<b>Total.....</b>	<b>8</b>	<b>112</b>	<b>1595</b>	<b>14.2</b>	<b>9</b>	<b>78</b>	<b>199.4</b>
<b>Opponents.....</b>	<b>8</b>	<b>188</b>	<b>2052</b>	<b>10.9</b>	<b>16</b>	<b>58</b>	<b>256.5</b>

## TOTAL OFFENSE

PLAYER	GP	PLAYS	RUSH	PASS	TOTAL	AVG/G
Howard, Will	7	174	244	916	1160	165.7
Thompson, Skylar	3	83	38	626	664	221.3
Vaughn, Deuce	8	94	415	0	415	51.9
Trotter, Harry	7	61	205	0	205	29.3
Moze, Keyon	7	10	45	0	45	6.4
Ast, Nick	3	20	-19	53	34	11.3
Burns, Tyler	7	9	22	0	22	3.1
Taylor, Chabastin	8	1	20	0	20	2.5
Brooks, Phillip	8	4	18	0	18	2.2
Wright, Jacardia	4	6	17	0	17	4.2
Youngblood, Joshua	2	1	3	0	3	1.5
Blumer, Jack	8	1	3	0	3	0.4
Knowles, Malik	7	1	3	0	3	0.4
Garber, Keenan	5	2	2	0	2	0.4
Porter, Seth	7	1	1	0	1	0.1
TEAM	6	7	-30	0	-30	-5.0
<b>Total.....</b>	<b>8</b>	<b>475</b>	<b>987</b>	<b>1595</b>	<b>2582</b>	<b>322.8</b>
<b>Opponents.....</b>	<b>8</b>	<b>593</b>	<b>1367</b>	<b>2052</b>	<b>3419</b>	<b>427.4</b>

## SCORING

PLAYER	TD	FGS	PATs						SAF	PTS
			KICK	RUSH	RCV	PASS	DXP			
Lynch, Blake	0	10-14	22-22	0-0	0	0-0	0	0	0	52
Vaughn, Deuce	5	0-0	0-0	0-0	0	0-0	0	0	30	
Brooks, Phillip	4	0-0	0-0	0-0	0	0-0	0	0	24	
Trotter, Harry	3	0-0	0-0	0-0	0	0-0	0	0	18	
Moore, Briley	3	0-0	0-0	0-0	0	0-0	0	0	18	
Thompson, Skylar	3	0-0	0-0	0-0	0	0-0	0	0	18	
Howard, Will	2	0-0	0-0	0-0	0	0-2	0	0	12	
Taylor, Chabastin	1	0-0	0-0	1-1	0	0-0	0	0	8	
Wheeler, Sammy	1	0-0	0-0	0-0	0	0-0	0	0	6	
Parker, AJ	1	0-0	0-0	0-0	0	0-0	0	0	6	
Gardner, Justin	1	0-0	0-0	0-0	0	0-0	0	0	6	
Knowles, Malik	1	0-0	0-0	0-0	0	0-0	0	0	6	
<b>Total.....</b>	<b>25</b>	<b>10-14</b>	<b>22-22</b>	<b>1-1</b>	<b>0</b>	<b>0-2</b>	<b>0</b>	<b>0</b>	<b>204</b>	
<b>Opponents.....</b>	<b>29</b>	<b>6-13</b>	<b>29-29</b>	<b>0-0</b>	<b>0</b>	<b>0-0</b>	<b>0</b>	<b>0</b>	<b>221</b>	

## PUNT RETURNS

PLAYER	NO	YDS	AVG	TD	LONG
Brooks, Phillip	11	261	23.7	2	55
Parker, AJ	1	17	17.0	0	0
Porter, Seth	1	18	18.0	0	0
Jones II, Will	1	9	9.0	0	0
Monty, Brock	0	4	0.0	0	4
<b>Total.....</b>	<b>14</b>	<b>309</b>	<b>22.1</b>	<b>2</b>	<b>55</b>
<b>Opponents.....</b>	<b>7</b>	<b>6</b>	<b>0.9</b>	<b>0</b>	<b>5</b>

## KICKOFF RETURNS

PLAYER	NO	YDS	AVG	TD	LONG
Knowles, Malik	10	194	19.4	0	46
Vaughn, Deuce	5	94	18.8	0	34
Brooks, Phillip	4	61	15.2	0	17
Youngblood, Joshua	3	54	18.0	0	22
Fletcher, Cody	2	5	2.5	0	4
Allen, Nick	1	5	5.0	0	5
Porter, Seth	1	24	24.0	0	24
Moze, Keyon	1	7	7.0	0	7
<b>Total.....</b>	<b>27</b>	<b>444</b>	<b>16.4</b>	<b>0</b>	<b>46</b>
<b>Opponents.....</b>	<b>11</b>	<b>215</b>	<b>19.5</b>	<b>0</b>	<b>45</b>

## INTERCEPTIONS

PLAYER	NO	YDS	AVG	TD	LONG
Gardner, Justin	2	24	12.0	1	24
McPherson, Jahron	2	0	0.0	0	0
Parker, AJ	1	37	37.0	1	37
Sullivan, Elijah	1	4	4.0	0	4
Jones II, Will	1	0	0.0	0	0
<b>Total.....</b>	<b>7</b>	<b>65</b>	<b>9.3</b>	<b>2</b>	<b>37</b>
<b>Opponents.....</b>	<b>6</b>	<b>29</b>	<b>4.8</b>	<b>1</b>	<b>18</b>

## FUMBLE RETURNS

PLAYER	NO	YDS	AVG	TD	LONG
Brown, Aamaris	1	7	7.0	0	7
<b>Total.....</b>	<b>1</b>	<b>7</b>	<b>7.0</b>	<b>0</b>	<b>7</b>
<b>Opponents.....</b>	<b>1</b>	<b>85</b>	<b>85.0</b>	<b>1</b>	<b>85</b>

## ALL-PURPOSE YARDAGE

PLAYER	G	RUSH	REC	PR	KOR	IR	TOT	AVG/G
Vaughn, Deuce	8	415	370	0	94	0	879	109.9
Brooks, Phillip	8	18	153	261	61	0	493	61.6
Taylor, Chabastin	8	20	293	0	0	0	313	39.1
Knowles, Malik	7	3	93	0	194	0	290	41.4
Moore, Briley	7	0	271	0	0	0	271	38.7
Howard, Will	7	244	0	0	0	0	244	34.9
Trotter, Harry	7	205	16	0	0	0	221	31.6
Moze, Keyon	7	45	83	0	7	0	135	19.3
Wheeler, Sammy	7	0	134	0	0	0	134	19.1
Dineen, Jax	7	0	78	0	0	0	78	11.1
Youngblood, Joshua	2	3	0	0	54	0	57	28.5
Parker, AJ	7	0	0	17	0	37	54	7.7
Render, D.J.	8	0	53	0	0	0	53	6.6
Porter, Seth	7	1	0	18	24	0	43	6.1
Thompson, Skylar	3	38	0	0	0	0	38	12.7
Burns, Tyler	7	22	7	0	0	0	29	4.1
Gardner, Justin	7	0	0	0	0	24	24	3.4
Wright, Jacardia	4	17	0	0	0	0	17	4.2
Garber, Keenan	5	2	10	0	0	0	12	2.4
Lenners, Nick	7	0	11	0	0	0	11	1.6
Jones II, Will	7	0	0	9	0	0	9	1.3
Gill, Wykeen	2	0	9	0	0	0	9	4.5
Barta, Mason	8	0	8	0	0	0	8	1.0
Fox, Konner	4	0	6	0	0	0	6	1.5
Allen, Nick	7	0	0	0	5	0	5	0.7
Fletcher, Cody	8	0	0	0	5	0	5	0.6
Monty, Brock	8	0	0	4	0	0	4	0.5
Sullivan, Elijah	7	0	0	0	0	4	4	0.6
Blumer, Jack	8	3	0	0	0	0	3	0.4
Ast, Nick	3	-19	0	0	0	0	-19	-6.3
TEAM	6	-30	0	0	0	0	-30	-5.0
<b>Total.....</b>	<b>8</b>	<b>987</b>	<b>1595</b>	<b>309</b>	<b>444</b>	<b>65</b>	<b>3400</b>	<b>425.0</b>
<b>Opponents.....</b>	<b>8</b>	<b>1367</b>	<b>2052</b>	<b>6</b>	<b>215</b>	<b>29</b>	<b>3669</b>	<b>458.6</b>

## PUNTING

PLAYER	NO	YDS	AVG	LONG	TB	FC	I20	50+	BLKD
Zentner, Ty	23	925	40.2	65	0	9	12	3	0
Blumer, Jack	21	843	40.1	54	1	11	2	2	0
<b>Total.....</b>	<b>44</b>	<b>1768</b>	<b>40.2</b>	<b>65</b>	<b>1</b>	<b>20</b>	<b>14</b>	<b>5</b>	<b>0</b>
<b>Opponents.....</b>	<b>38</b>	<b>1391</b>	<b>36.6</b>	<b>55</b>	<b>1</b>	<b>13</b>	<b>11</b>	<b>3</b>	<b>3</b>

## FIELD GOALS

PLAYER	FGM-FGA	PCT	01-19	20-29	30-39	40-49	50-99	LG	BLK
Lynch, Blake	10-14	71.4	0-0	5-5	3-3	0-3	2-3	53	0

## FIELD GOAL SEQUENCE

GAME	KANSAS STATE	OPPONENTS
Arkansas State	43,47,(35)	38
Oklahoma	(50)	-
Texas Tech	(28)	33, 35
TCU	(25),(53),46	48
KU	(32),(21)	40
WVU	(21),52	51,(19),(25),(45)
Oklahoma State	(30),(29)	(35),(33)
Iowa State	-	(32),45
( ) - Made		

## KICKOFFS

PLAYER	NO	YDS	AVG	TB	OB	RETN	NET	YDLN
Zentner, Ty	36	2165	60.1	24	1			
Lynch, Blake	6	195	32.5	0	0			
<b>Total.....</b>	<b>42</b>	<b>2360</b>	<b>56.2</b>	<b>24</b>	<b>1</b>	<b>215</b>	<b>36.8</b>	<b>28</b>
<b>Opponents.....</b>	<b>42</b>	<b>2396</b>	<b>57.0</b>	<b>13</b>	<b>1</b>	<b>444</b>	<b>38.7</b>	<b>26</b>



▼ GAME-BY-GAME PASSING

WILL HOWARD	Comp	Att	Int	Pct	Yards	TD	Long	Sack	Yds	Effic.
Arkansas State	1	1	0	100.0	24	0	24	0	0	301.60
Texas Tech	7	12	0	58.3	173	1	70	0	0	206.93
TCU	8	19	1	42.1	117	0	45	2	10	83.31
Kansas	17	24	0	70.8	243	2	37	0	0	183.38
West Virginia	19	37	3	51.4	184	1	35	2	16	85.83
Oklahoma State	10	21	1	47.6	143	1	58	1	4	111.01
Iowa State	3	9	1	33.3	32	0	29	1	8	40.98
Baylor										
Texas										
<b>TOTALS</b>	<b>65</b>	<b>123</b>	<b>6</b>	<b>52.8</b>	<b>916</b>	<b>5</b>	<b>70</b>	<b>6</b>	<b>38</b>	<b>119.06</b>



SKYLAR THOMPSON	Comp	Att	Int	Pct	Yards	TD	Long	Sack	Yds	Effic.
Arkansas State	17	29	0	58.6	259	2	42	2	13	156.40
Oklahoma	18	25	0	72.0	334	1	78	1	7	197.42
Texas Tech	5	10	0	50.0	33	1	12	1	4	110.72
<b>TOTALS</b>	<b>40</b>	<b>64</b>	<b>0</b>	<b>62.5</b>	<b>626</b>	<b>4</b>	<b>78</b>	<b>4</b>	<b>24</b>	<b>165.29</b>

NICK AST	Comp	Att	Int	Pct	Yards	TD	Long	Sack	Yds	Effic.
Kansas	1	4	0	25.0	9	0	9	1	11	43.90
Iowa State	6	10	0	60.0	44	0	22	2	21	96.96
<b>TOTALS</b>	<b>7</b>	<b>14</b>	<b>0</b>	<b>50.0</b>	<b>53</b>	<b>0</b>	<b>22</b>	<b>3</b>	<b>32</b>	<b>81.80</b>

▼ GAME-BY-GAME RUSHING (NO-YDS/TDs)

PLAYER	NO-YDS/TDs	ASU	OU	TTU	TCU	KU	WVU	OSU	ISU	BU	UT
Vaughn, Deuce	94-415/4	12-47/1	8-35/1	16-113/1	14-43/0	11-71/1	9-22/0	17-40/0	7-44/0		
Howard, Will	51-244/2	1--1/0	DNP	5-8/0	13-86/1	6-23/0	7--9/0	14-125/1	5-12/0		
Trotter, Harry	61-205/3	16-43/1	DNP	12-43/1	8-27/0	6-9/1	3-12/0	9-43/0	7-28/0		
Moze, Keyon	10-45/0	DNP	1-2/0	--	--	3-27/0	3-10/0	--	3-6/0		
Thompson, Skylar	19-38/3	7-7/0	9-10/3	3-21/0	DNP	DNP	DNP	DNP	DNP		
Burns, Tyler	9-22/0	1--2/0	3-7/0	DNP	1-5/0	2-2/0	1-6/0	--	1-4/0		
Taylor, Chabastin	1-20/0	1-20/0	--	--	--	--	--	--	--		
Brooks, Phillip	4-18/0	--	1--8/0	--	1-12/0	--	--	2-14/0	--		
Wright, Jacardia	6-17/0	DNP	1-6/0	3-12/0	--	2--1/0	DNP	DNP	DNP		
Knowles, Malik	1-3/0	--	1-3/0	--	--	--	--	--	DNP		
Youngblood, Joshua	1-3/0	DNP	1-3/0	DNP	--	DNP	DNP	DNP	DNP		
Blumer, Jack	1-3/0	--	--	1-3/0	--	--	--	--	--		
Garber, Keenan	2-2/0	--	DNP	DNP	--	--	DNP	1-4/0	1--2/0		
Porter, Seth	1-1/0	DNP	--	--	--	--	--	1-1/0	--		
Ast, Nick	2-0/0	DNP	DNP	DNP	DNP	2-0/0	--	DNP	4--19/0		
<b>TOTALS</b>	<b>273-987/12</b>	<b>39-91/2</b>	<b>26-56/4</b>	<b>42-198/2</b>	<b>38-172/1</b>	<b>33-129/2</b>	<b>23-41/0</b>	<b>44-227/1</b>	<b>28-73/0</b>		

▼ GAME-BY-GAME RECEIVING (NO-YDS/TDs)

PLAYER	NO-YDS/TDs	ASU	OU	TTU	TCU	KU	WVU	OSU	ISU	BU	UT
Vaughn, Deuce	18-370/1	1-24/0	4-129/0	3-81/1	1-45/0	4-81/0	2-1/0	1-5/0	2-4/0		
Taylor, Chabastin	19-293/1	4-98/0	2-45/1	2-16/0	2-10/0	4-68/0	3-19/0	--	2-37/0		
Moore, Briley	19-271/3	6-54/1	4-31/0	2-78/1	2-38/0	3-33/1	2-37/0	DNP	--		
Brooks, Phillip	13-153/2	2-24/1	2-23/0	2-16/0	--	--	4-39/0	2-29/1	1-22/0		
Wheeler, Sammy	7-134/1	1-24/0	1-17/0	--	--	1-16/1	3-19/0	1-58/0	DNP		
Knowles, Malik	6-93/1	1-27/0	--	1-7/0	--	1-8/0	1-35/1	2-16/0	DNP		
Moze, Keyon	2-83/0	DNP	1-78/0	--	--	--	--	--	1-5/0		
Dineen, Jax	7-78/0	1-24/0	DNP	--	--	--	2-19/0	4-35/0	--		
Render, D.J.	6-53/0	--	--	--	3-24/0	1-21/0	1-7/0	--	1-1/0		
Trotter, Harry	4-16/0	2-8/0	DNP	2-8/0	--	--	--	--	--		
Lenners, Nick	2-11/0	--	DNP	--	--	1-3/0	1-8/0	--	--		
Garber, Keenan	2-10/0	--	DNP	DNP	--	1-9/0	DNP	--	1-1/0		
Gill, Wykeen	3-9/0	DNP	3-9/0	--	DNP	DNP	DNP	DNP	DNP		
Barta, Mason	1-8/0	--	--	--	--	1-8/0	--	--	--		
Burns, Tyler	2-7/0	--	1-2/0	DNP	--	1-5/0	--	--	--		
Fox, Konner	1-6/0	DNP	--	DNP	DNP	--	DNP	--	1-6/0		
<b>TOTALS</b>	<b>112-1,595/9</b>	<b>18-283/2</b>	<b>18-334/1</b>	<b>12-206/2</b>	<b>8-117/0</b>	<b>18-252/2</b>	<b>19-184/1</b>	<b>10-143/1</b>	<b>9-76/0</b>		

**▼ DEFENSIVE STATISTICS**

PLAYER	GP	TACKLES			TFLS NO-YDS	SACKS NO-YDS	PASS DEFENSE			FUMBLES		BLKD KICK	SA
		SOLO	AST	TOTAL			INT-YDS	PBU	QBH	RCV-YDS	FF		
McPherson, Jahron	8	34	12	46	2.5-12	.	2-0	1	1	.	1	.	.
Hughes, Justin	7	28	15	43	1.0-1	.	.	1	.	.	.	.	.
Sullivan, Elijah	7	27	12	39	1.5-5	.	1-4	.	1	.	.	.	.
Fletcher, Cody	8	24	10	34	2.0-6	.	.	1	.	.	.	.	.
Elder, Ross	7	21	11	32	.	.	.	1	.	.	.	.	.
Parker, AJ	7	24	6	30	1.5-4	.	1-37	4	.	.	.	1	.
Green, Daniel	8	20	5	25	2.0-10	1.0-8	.	1	1	.	.	.	.
Duke, Khalid	7	15	9	24	3.0-9	1.0-4	.	.	5	.	.	.	.
Boye-Doe, Ekow	7	17	6	23	1.0-3	.	.	6	.	.	.	.	.
Hubert, Wyatt	8	15	6	21	10.0-44	5.5-30	.	1	5	.	2	1	.
Wiley, Drew	8	9	10	19	7.0-24	3.5-20	.	3	.	1-0	.	.	.
Huggins, Eli	7	9	8	17	5.0-20	1.5-12	.	.	2	.	.	.	.
Thomas, Kiondre	6	16	1	17	.	.	.	3	.	.	.	.	.
Jones, Wayne	8	13	3	16	0.5-1	.	.	.	.	1-0	.	.	.
Jones II, Will	7	12	3	15	2.0-4	.	1-0	.	.	.	.	1	.
Gardner, Justin	7	11	2	13	.	.	2-24	6	.	.	.	.	.
Massie, Bronson	8	9	3	12	4.5-24	2.5-20	.	.	2	.	.	.	.
Monty, Brock	8	11	.	11	.	.	.	.	.	.	.	.	.
Gainous, Kirmari	8	8	2	10	3.0-7	2.0-3	.	.	1	.	1	.	.
Hentz II, Robert	8	5	5	10	.	.	.	.	1	.	.	.	.
Pickle, Jaylen	6	3	6	9	0.5-1	.	.	3	1	.	.	.	.
Smith, TJ	4	5	2	7	.	.	.	.	.	.	.	.	.
Henington, Ryan	6	6	1	7	.	.	.	.	.	.	.	.	.
Brown, Aamaris	5	6	.	6	.	.	.	.	.	1-7	.	.	.
Robinson, Lance	2	5	.	5	.	.	.	1	.	.	.	.	.
Denson, Tee	6	3	1	4	.	.	.	.	.	.	.	.	.
Trussell, Spencer	7	4	.	4	1.0-7	1.0-7	.	.	.	.	.	.	.
Moore, Austin	7	3	1	4	.	.	.	.	.	.	.	.	.
Anudike, Felix	5	3	.	3	1.0-7	1.0-7	.	.	.	.	.	.	.
Key, Cameron	4	3	.	3	.	.	.	.	.	.	.	.	.
Henry, Hunter	6	3	.	3	.	.	.	.	.	.	.	.	.
Lewis, Tyrone	7	3	.	3	.	.	.	.	.	.	.	.	.
Porter, Seth	7	2	.	2	.	.	.	.	.	.	.	1	.
Allen, Nick	7	2	.	2	.	.	.	.	.	.	.	.	.
Mott, Brendan	1	1	.	1	.	.	.	.	.	.	.	.	.
Moore, Briley	7	1	.	1	.	.	.	.	.	.	.	.	.
Archer, Levi	5	1	.	1	.	.	.	.	.	.	.	.	.
Burns, Tyler	7	1	.	1	.	.	.	.	.	1-0	.	.	.
Taleni, Tyrone	2	1	.	1	1.0-6	1.0-6	.	.	.	.	.	.	.
Knowles, Malik	7	1	.	1	.	.	.	.	.	.	.	.	.
Newton, Derick	2	1	.	1	.	.	.	.	1	.	.	.	.
<b>Total.....</b>	<b>8</b>	<b>386</b>	<b>140</b>	<b>526</b>	<b>50-195</b>	<b>20-117</b>	<b>7-65</b>	<b>32</b>	<b>21</b>	<b>4-7</b>	<b>4</b>	<b>4</b>	.
<b>Opponents.....</b>	<b>8</b>	<b>300</b>	<b>143</b>	<b>443</b>	<b>51-174</b>	<b>13-94</b>	<b>6-29</b>	<b>27</b>	<b>20</b>	<b>4-85</b>	<b>5</b>	.	.

**▼ SPECIAL TEAMS TACKLES**

PLAYER	TOTAL	KO	PUNT
Monty, Brock	7	5	2
Moore, Austin	2	1	1
Denson, Tee	1	1	0
Burns, Tyler	1	1	0
Lewis, Tyrone	1	1	0
Duke, Khalid	1	0	1
Brown, Aamaris	1	1	0
Fletcher, Cody	1	1	0
Parker, AJ	1	0	1
<b>TOTALS</b>	<b>16</b>	<b>11</b>	<b>5</b>

▼ GAME-BY-GAME TOP TACKLERS

PLAYER	UT-AT-TT	ASU	OU	TTU	TCU	KU	WVU	OSU	ISU	BU	UT
McPherson, Jahron	34-12-46	–	6-5-11	6-2-8	1-2-3	4-1-5	7-1-8	7-0-7	3-1-4		
Hughes, Justin	28-15-43	5-1-6	4-6-10	5-0-5	3-2-5	2-0-2	4-5-9	5-1-6	DNP		
Sullivan, Elijah	27-12-39	5-0-5	1-3-4	9-3-12	4-2-6	3-0-3	1-1-2	4-3-7	DNP		
Fletcher, Cody	27-12-39	2-0-2	0-3-3	6-1-7	3-2-5	1-0-1	5-2-7	–	7-2-9		
Elder, Ross	21-11-32	DNP	1-5-6	4-1-5	2-1-3	6-0-6	4-2-6	2-0-2	2-2-4		
Parker, AJ	24-6-30	2-0-2	4-4-8	4-0-4	4-1-5	3-0-3	DNP	2-1-3	5-0-5		
Green, Daniel	20-5-25	4-0-4	0-1-1	1-0-1	3-0-3	1-0-1	6-1-7	1-1-2	4-2-6		
Duke, Khalid	15-9-24	DNP	3-6-9	4-0-4	1-0-1	2-0-2	2-1-3	1-0-1	2-2-4		
Boye-Doe, Ekow	17-6-23	DNP	4-1-5	4-1-5	2-1-3	1-0-1	2-1-3	3-0-3	1-2-3		
Hubert, Wyatt	15-6-21	1-0-1	1-0-1	1-1-2	2-1-3	2-0-2	2-2-4	4-1-5	2-1-3		
Wiley, Drew	9-10-19	2-0-2	1-3-4	0-1-1	2-1-3	0-1-1	4-3-7	–	0-1-1		
Huggins, Eli	9-8-17	3-0-3	DNP	1-0-1	1-2-3	1-2-3	1-2-3	2-1-3	0-1-1		
Thomas, Kiondre	16-1-17	3-0-3	DNP	DNP	–	2-0-2	1-1-2	6-0-6	4-0-4		
Jones, Wayne	13-3-16	5-1-6	2-0-2	–	1-0-1	–	0-1-1	–	5-1-6		
Jones II, Will	12-3-15	–	2-1-3	2-0-2	4-1-5	1-0-1	3-1-4	–	DNP		
Gardner, Justin	11-2-13	–	3-0-3	3-2-5	2-0-2	–	2-0-2	DNP	1-0-1		
Massie, Bronson	9-3-12	1-1-2	2-0-2	–	3-1-4	2-0-2	–	0-1-1	1-0-1		
Monty, Brock	11-0-11	2-0-2	1-0-1	2-0-2	–	1-0-1	1-0-1	2-0-2	2-0-2		
Gainous, Kirmari	8-2-10	1-0-1	2-0-2	1-0-1	1-1-2	1-0-1	1-0-1	–	1-1-2		
Hentz II, Robert	5-5-10	1-1-2	0-1-1	1-1-2	1-0-1	1-0-1	1-0-1	0-1-1	0-1-1		
Pickle, Jaylen	3-6-9	DNP	0-4-4	–	–	1-0-1	1-2-3	1-0-1	DNP		

▼ GAME-BY-GAME TACKLES FOR LOSS

PLAYER	TFL-Yds	ASU	OU	TTU	TCU	KU	WVU	OSU	ISU	BU	UT
Hubert, Wyatt	10.0-44	1.0-4	1.0-5	1.5-2	–	1.0-6	0.5-1	3.5-20	1.5-6		
Wiley, Drew	7.5-24	1.0-6	0.5-0	0.5-1	2.0-4	0.5-3	2.5-10	–	–		
Huggins, Eli	5.0-20	1.0-10	DNP	1.0-1	0.5-1	0.5-2	–	2.0-6	–		
Massie, Bronson	4.5-24	1.0-2	1.0-11	–	1.0-6	1.0-2	–	0.5-3	–		
Duke, Khalid	3.0-9	DNP	1.0-3	–	–	–	2.0-6	–	–		
Gainous, Kirmari	3.0-7	–	1.0-2	1.0-1	–	–	1.0-4	–	–		
McPherson, Jahron	2.5-12	–	1.0-11	–	–	1.0-1	0.5-0	–	–		
Green, Daniel	2.0-10	–	–	–	1.0-8	–	1.0-2	–	–		
Fletcher, Cody	2.0-6	1.0-3	–	–	–	–	1.0-3	–	–		
Jones II, Will	2.0-4	–	–	1.0-2	1.0-2	–	–	–	DNP		
Sullivan, Elijah	1.5-5	–	–	1.0-4	0.5-1	–	–	–	DNP		
Parker, AJ	1.5-4	–	0.5-1	–	–	–	–	1.0-3	–		
Anudike, Felix	1.0-7	–	–	–	–	1.0-7	DNP	DNP	DNP		
Trussell, Spencer	1.0-7	–	–	–	–	–	–	DNP	1.0-7		
Taleni, Tyrone	1.0-6	DNP	–	DNP	DNP	1.0-6	DNP	DNP	DNP		
Boye-Doe, Ekow	1.0-3	DNP	–	1.0-3	–	–	–	–	–		
Hughes, Justin	1.0-1	–	–	–	–	–	–	1.0-1	DNP		
Jones, Wayne	0.5-1	–	–	–	–	–	–	–	0.5-1		
Pickle, Jaylen	0.5-1	DNP	–	–	–	–	0.5-1	–	DNP		
<b>TOTAL</b>	<b>50-195</b>	<b>5-25</b>	<b>6-33</b>	<b>7-14</b>	<b>6-22</b>	<b>6-27</b>	<b>9-27</b>	<b>8-33</b>	<b>3-14</b>		

▼ GAME-BY-GAME SACKS

PLAYER	SACK-Yds	ASU	OU	TTU	TCU	KU	WVU	OSU	ISU	BU	UT
Hubert, Wyatt	5.5-30	1.0-4	1.0-5	–	–	1.0-6	–	2.5-15	–		
Wiley, Drew	3.5-20	1.0-6	–	–	1.0-3	0.5-3	1.0-8	–	–		
Massie, Bronson	2.5-20	–	1.0-11	–	1.0-6	–	–	0.5-3	–		
Gainous, Kirmari	2.0-3	–	1.0-2	1.0-1	–	–	–	–	–		
Huggins, Eli	1.5-12	1.0-10	DNP	–	–	0.5-2	–	–	–		
Green, Daniel	1.0-8	–	–	–	1.0-8	–	–	–	–		
Anudike, Felix	1.0-7	–	–	–	–	1.0-7	DNP	DNP	DNP		
Trussell, Spencer	1.0-7	–	–	–	–	–	–	DNP	1.0-7		
Taleni, Tyrone	1.0-6	DNP	–	DNP	DNP	1.0-6	DNP	DNP	DNP		
Duke, Khalid	1.0-4	DNP	–	–	–	–	1.0-4	–	–		
<b>TOTAL</b>	<b>20-117</b>	<b>3-20</b>	<b>3-18</b>	<b>1-1</b>	<b>3-17</b>	<b>4-24</b>	<b>2-12</b>	<b>3-18</b>	<b>1-7</b>		



**▼ GAME-BY-GAME SUMMARIES**

GAME	Final Score	Score By Quarter				First Downs				Rushing			Passing			Total Offense		Punting	Fumbles	Penalty	Third Downs	Total ToP
		1	2	3	4 (OT)	Ru	Pa	Pn	Tot	Att	Yds	TD	C-A-I	Yds	TD	Att	Yds	No-Avg	No-Lost	No-Yds		
Arkansas State	35	7	7	7	14	8	15	3	26	33	159	0	25-38-1	330	5	71	489	4-30.0	1-1	4-58	6-13	25:44
K-State	31	7	14	0	10	6	12	3	21	39	91	2	18-30-0	283	2	69	374	4-41.2	0-0	8-85	1-11	34:16
K-State	38	0	7	14	17	3	6	1	10	26	66	4	18-25-0	334	1	51	400	6-40.5	1-0	13-108	2-11	27:52
Oklahoma	35	7	14	14	0	8	17	3	28	35	130	1	30-41-3	387	4	76	517	3-26.7	2-1	10-75	7-12	32:08
Texas Tech	21	0	0	14	7	13	13	1	27	34	204	1	34-49-1	267	2	83	471	3-32.3	0-0	6-71	9-18	31:39
K-State	31	7	7	3	14	11	7	2	20	42	198	2	12-22-0	206	2	64	404	4-37.5	1-0	4-35	6-12	28:21
K-State	21	6	8	7	0	6	4	2	12	38	172	1	8-19-1	117	0	57	289	6-44.7	1-0	5-60	3-13	28:19
TCU	14	7	0	0	7	8	9	3	20	37	189	2	22-38-1	153	0	75	342	7-43.9	0-0	5-38	5-17	31:41
Kansas	14	0	7	0	7	5	11	2	18	39	113	2	22-39-1	207	0	78	320	9-35.2	1-1	3-29	4-18	30:40
K-State	55	7	27	21	0	6	10	1	17	33	129	2	18-28-0	252	2	61	381	6-38.3	2-1	10-81	4-12	29:20
K-State	10	3	7	0	0	3	9	1	13	23	41	0	19-37-3	184	1	60	225	5-37.2	0-0	5-28	6-14	25:46
West Virginia	37	3	21	10	3	7	14	2	23	44	184	1	22-34-0	301	2	78	485	2-38.0	2-1	5-50	9-18	34:14
Oklahoma State	20	0	0	13	7	8	5	1	14	40	148	1	14-23-0	108	0	63	256	8-38.6	1-0	6-65	4-15	28:09
K-State	18	3	9	0	6	9	5	1	15	44	227	1	10-22-1	143	1	66	370	7-40.6	2-1	6-50	8-18	31:51
K-State	0	0	0	0	0	5	3	1	9	28	73	0	9-19-1	76	0	47	149	6-40.3	3-2	4-20	4-12	23:05
Iowa State	45	7	28	3	7	14	11	1	26	44	240	3	9-25-0	299	3	69	539	2-42.5	0-0	4-30	5-12	36:55
K-State																						
Baylor																						
Texas																						
K-State																						

**▼ GAME-BY-GAME STARTERS**

**OFFENSE**

Opponent	WR	LT	LG	C	RG	RT	TE	QB	FB	RB	WR
Arkansas State	Knowles	Leveston	Rivas	Johnson	Adler	Beebe	Lenners	Thompson	Dineen	Trotter	Taylor
Oklahoma	Knowles	Leveston	Rivas	Johnson	Adler	Beebe	Moore	Thompson	Wheeler (te)	Vaughn	Gill
Texas Tech	Knowles	Duffie	Rivas	Johnson	Adler	Beebe	Moore	Thompson	Brooks (wr)	Vaughn	Taylor
TCU	Knowles	Leveston	Rivas	Johnson	Adler	Duffie	Moore	Howard	Brooks (wr)	Trotter	Taylor
Kansas	Knowles	Leveston	Rivas	Johnson	Adler	Duffie	Trotter (rb)	Howard	Dineen	Vaughn	Taylor
West Virginia	Knowles	Duffie	Rivas	Johnson	Adler	Beebe	Moore	Howard	Brooks (wr)	Vaughn	Taylor
Oklahoma State	Knowles	Duffie	Rivas	Johnson	Adler	Beebe	Lenners	Howard	Dineen	Trotter	Taylor
Iowa State	Render	Duffie	Rivas	Johnson	Adler	Beebe	Moore	Howard	Barta	Vaughn	Taylor
Baylor											
Texas											

**DEFENSE**

OPPONENT	DE	DT	DT	DE	LB	LB	NB	CB	SS	FS	CB
Arkansas State	Hubert	Huggins	Wiley	Massie	Hughes	Sullivan	Jones II	Parker	Jones	McPherson	Robinson
Oklahoma	Hubert	Pickle	Wiley	Duke	Hughes	Sullivan	Parker	Boye-Doe	McPherson	Elder	Gardner
Texas Tech	Hubert	Pickle	Wiley	Duke	Hughes	Sullivan	Parker	Boye-Doe	McPherson	Elder	Gardner
TCU	Hubert	Huggins	Wiley	Duke	Hughes	Sullivan	Parker	Boye-Doe	McPherson	Elder	Gardner
Kansas	Hubert	Huggins	Wiley	Duke	Hughes	Sullivan	Parker	Boye-Doe	McPherson	Elder	Gardner
West Virginia	Hubert	Huggins	Wiley	Duke	Hughes	Sullivan	Jones II	Boye-Doe	McPherson	Elder	Gardner
Oklahoma State	Hubert	Huggins	Wiley	Duke	Hughes	Sullivan	Parker	Boye-Doe	McPherson	Elder	Thomas
Iowa State	Hubert	Huggins	Wiley	Duke	Green	Fletcher	Jones	Boye-Doe	McPherson	Parker	Thomas
Baylor											
Texas											

**▼ CONSECUTIVE AND TOTAL CAREER STARTS**

**OFFENSE**

Player, Pos.	Yr.	Consecutive Starts	Total Starts	Starts by Year			
				2020	2019	2018	2017
Josh Rivas, OL	Jr.	8	10	8	0	2	-
Ben Adler, OL	Jr.	8	8	8	0	0	-
Noah Johnson, OL	Sr.	8	8	8	0	-	-
Chabastin Taylor, WR	Jr.	6	9	7	2	0	-
Christian Duffie, OL	So.	6	6	6	0	-	-
Will Howard, QB	Fr.	5	5	5	-	-	-
Cooper Beebe, OL	RFr.	3	6	6	0	-	-
Briley Moore, TE	Sr.	1	27	5	1*	10*	10* (1* in 2016)
Mason Barta, FB	Jr.	1	5	5	0	-	-
Deuce Vaughn, RB	Fr.	1	5	5	-	-	-
D.J. Render, WR	Sr.	1	1	1	0	0	0
Malik Knowles, WR	So.	0	16	7	8	1	-
Harry Trotter, RB	Sr.	0	7	4	3	-	-
Jax Dineen, FB	So.	0	4	3	1	-	-
Nick Lenners, FB/TE	Jr.	0	7	2	3	1	0
Phillip Brooks, WR	So.	0	4	4	0	-	-
Kaitori Leveston, OL	So.	0	4	4	0	-	-
Skylar Thompson, QB	Sr.	0	30	3	13	10	4
Wykeen Gill, WR	Sr.	0	5	1	3	1	0
Landry Weber, WR	Jr.	0	2	2	0	-	-
Sammy Wheeler, TE	So.	0	1	1	0	-	-
Logan Long, OL	Jr.	0	1 (TE)	1 (TE)	0	-	-

**DEFENSE**

Player, Pos.	Yr.	Consecutive Starts	Total Starts	Starts by Year			
				2020	2019	2018	2017
Wyatt Hubert, DE	Jr.	18	27	8	12	7	-
Jahron McPherson, DB	Sr.	13	21	8	12	1	-
Drew Wiley, DT	Sr.	8	8	8	0	0	0
Ekow Boye-Doe, DB	So.	7	7	7	0	-	-
Khalid Duke, DE	So.	7	7	7	0	-	-
Eli Huggins, DT	Jr.	5	6	6	0	0	-
AJ Parker, DB	Sr.	2	31	6	8	12	4
Kiondre Thomas, DB	Sr.	2	2	2	4^	6^	6^
Wayne Jones, DB	So.	1	15	2	13	0	-
Cody Fletcher, LB	Sr.	1	1	1	0	0	-
Daniel Green, LB	So.	1	1	1	0	-	-
Elijah Sullivan, LB	Sr.	0	23	7	13	1*	2 (0 in 2016)
Justin Hughes, LB	Sr.	0	14	7	0*	7	0 (0 in 2016)
Ross Elder, DB	Jr.	0	6	6	0	0	-
Justin Gardner, DB	Jr.	0	5	5	-	-	-
Will Jones II, DB	RFr.	0	2	2	0	-	-
Lance Robinson, DB	So.	0	5	1	2	2	-
Bronson Massie, DE	Sr.	0	2	1	0	0	1
Jaylen Pickle, DT	So.	0	2	2	0	-	-

\* Medical Redshirt | ^ at Minnesota

\* At Northern Iowa

▼ SCORING DRIVES

**KANSAS STATE**

OPPONENT	QTR	TD	FG	PLAYER(S)	PLAY	PL	YDS	TIME
Arkansas State	1	X		Skylar Thompson to Phillip Brooks	17 yd pass	2	19	0:51
	2	X		Deuce Vaughn	3 yd run	7	49	3:47
	2	X		Skylar Thompson to Briley Moore	7 yd pass	7	92	4:01
	4	X		Harry Trotter	5 yd run	10	55	5:07
	4	X		Blake Lynch	35 yd field goal	7	47	3:17
Oklahoma	2	X		Skylar Thompson to Chabastin Taylor	39-yd pass	9	65	4:37
	3	X		Skylar Thompson	1 yd run	3	78	1:35
	3	X		Skylar Thompson	2 yd run	3	75	1:10
	4	X		Skylar Thompson	4 yd run	8	38	3:47
	4	X		Deuce Vaughn	38 yd run	2	38	0:10
	4	X		Blake Lynch	50 yd field goal	5	29	2:00
Texas Tech	1	X		Skylar Thompson to Briley Moore	12 yd pass	3	20	0:54
	2	X		Deuce Vaughn	18 yd run	13	97	6:49
	3	X		Blake Lynch	28 yd field goal	11	55	4:26
	4	X		Harry Trotter	4 yd run	3	75	1:11
	4	X		Will Howard to Deuce Vaughn	70 yd pass	6	88	1:35
TCU	1	X		Blake Lynch	25 yd field goal	7	91	2:38
	2	X		Blake Lynch	53 yd field goal	11	40	5:04
	2	X		Will Howard	4 yd run	6	91	3:07
	3	X		AJ Parker	37 yd INT return	-	-	-
Kansas	1	X		Phillip Brooks	55 yd punt return	-	-	-
	2	X		Blake Lynch	32 yd field goal	4	6	1:57
	2	X		Blake Lynch	21 yd field goal	8	35	3:43
	2	X		Justin Gardner	24 yd INT return	-	-	-
	2	X		Will Howard to Sammy Wheeler	16 yd pass	3	41	0:29
	2	X		Phillip Brooks	52 yd punt return	-	-	-
	3	X		Deuce Vaughn	1 yd run	6	69	2:41
	3	X		Harry Trotter	1 yd run	7	71	3:25
	3	X		Will Howard to Briley Moore	13 yd pass	11	94	5:22
West Virginia	1	X		Blake Lynch	21 yd field goal	10	64	4:14
	2	X		Will Howard to Malik Knowles	35 yd pass	9	73	2:28
Oklahoma State	1	X		Blake Lynch	30 yd field goal	11	56	5:14
	2	X		Blake Lynch	29 yd field goal	11	69	5:53
	2	X		Will Howard to Phillip Brooks	4 yd pass	9	89	2:14
	4	X		Will Howard	2 yd run	8	60	4:17

**OPPONENTS**

OPPONENT	QTR	TD	FG	PLAYER(S)	PLAY	PL	YDS	TIME
Arkansas State	1	X		Logan Bonner to Jonathan Adams	2 yd pass	9	75	3:26
	2	X		Jeff Foreman to Rashaud Paul	48 yd pass	5	75	1:51
	3	X		Layne Hatcher to Giles Amos	8 yd pass	5	77	1:46
	4	X		Logan Bonner to Jonathan Adams	5 yd pass	10	71	3:00
	4	X		Layne Hatcher to Jonathan Adams	17 yd pass	7	65	1:46
Oklahoma	1	X		Spencer Rattler to Marvin Mims	11-yd pass	11	83	4:37
	2	X		Spencer Rattler to Drake Stoops	32-yd pass	9	74	3:57
	2	X		Spencer Rattler to Marvin Mims	9-yd pass	10	75	4:26
	3	X		Spencer Rattler to Jeremiah Hall	21-yd pass	5	87	1:50
	3	X		Seth McGowan	5-yd run	5	75	2:14
Texas Tech	3	X		Henry Colombi to DeSean Carter	3 yd pass	18	88	6:55
	3	X		Xavier White	49 yd run	4	84	1:14
	4	X		Henry Colombi to Myles Price	13 yd pass	7	74	2:21
TCU	1	X		Darwin Barlow	7 yd run	10	75	5:06
	4	X		Max Duggan	3 yd run	11	77	4:50
Kansas	2	X		Jalon Daniels	8 yd run	9	75	3:10
	4	X		Jalon Daniels	4 yd run	1	15	0:11
West Virginia	1	X		Evan Staley	19 yd field goal	16	72	5:22
	2	X		Jarrett Doege to Ali Jennings	5 yd pass	6	66	2:17
	2	X		Leddie Brown	9 yd run	6	51	1:58
	2	X		Jarrett Doege to Winston Wright	15 yd pass	4	69	1:49
	3	X		Casey Legg	25 yd field goal	14	67	5:44
	3	X		Dylan Tonkery	18 yd INT return	-	-	-
	4	X		Casey Legg	45 yd field goal	9	44	4:42
Oklahoma State	3	X		Alex Hale	35 yd field goal	9	56	2:15
	3	X		Brennan Presley	9 yd run	4	51	2:10
	3	X		Alex Hale	33 yd field goal	11	55	4:42
	4	X		Jason Taylor II	85 yd fumble return	-	-	-
Iowa State	1	X		Brock Purdy to Joe Scates	33 yd pass	6	75	3:00
	2	X		Brock Purdy to Charlie Kolar	6 yd pass	11	97	6:27
	2	X		Brock Purdy to Xavier Hutchinson	21 yd pass	6	46	3:18
	2	X		Breece Hall	33 yd run	3	88	1:03
	2	X		Breece Hall	21 yd run	6	38	3:16
	3	X		Connor Assalley	32 yd field goal	6	37	2:12
	4	X		Hunter Dekkers	12 yd run	3	32	0:53

▼ DRIVE SUPERLATIVES

	KANSAS STATE	OPPONENT
Most Plays/Result	13/TD vs. Texas Tech	18/TD by Texas Tech
Most Yards/Result	97/TD vs. Texas Tech	97/TD by Iowa State
Most Time/Result	6:49/TD vs. Texas Tech	6:55/TD by Texas Tech

▼ AVERAGE STARTING FIELD POSITION

	Total Drives	Total Yd. Line	Average Field Pos.	Started in Opp.	Total Scores	TD	FG	MFG	Punts	Downs	To	Clock	Total Off. Points
K-State	101	3,139	Own 31	14	31	21	10	4	44	3	10	10	182
Opponents	100	2,753	Own 28	7	33	27	6	7	38	5	10	6	203

▼ DRIVE CHART (NO. OF DRIVES/TD/FG)

Drive Start Result	1-9 NO/TD/FG	10-19 NO/TD/FG	20-29 NO/TD/FG	30-39 NO/TD/FG	40-49 NO/TD/FG	50+ NO/TD/FG
Arkansas State	1/1/0	2/0/0	1/0/0	3/0/1	3/1/0	3/2/0
Oklahoma	0/0/0	1/0/0	6/2/0	3/1/1	1/0/0	3/2/0
Texas Tech	1/1/0	1/1/0	6/1/0	1/0/1	1/0/0	1/1/0
TCU	2/1/1	0/0/0	4/0/1	4/0/0	1/0/0	1/0/0
Kansas	1/1/0	2/0/0	4/1/0	2/1/0	1/0/0	4/1/2
West Virginia	1/0/0	2/0/0	5/1/0	1/0/1	0/0/0	3/0/0
Oklahoma State	1/0/0	2/1/0	6/0/1	2/0/1	2/1/0	0/0/0
Iowa State	1/0/0	2/0/0	6/0/0	2/0/0	1/0/0	0/0/0
Baylor						
Texas						

▼ 3-AND-OUT

	Kansas State 3-and-Out/Drives	Opponent 3-and-Out/Drives
Arkansas State	2/13	4/12
Oklahoma	5/14	1/13
Texas Tech	2/11	1/1
TCU	3/12	5/13
Kansas	4/14	5/15
West Virginia	2/12	1/11
Oklahoma State	6/13	4/13
Iowa State	5/12	1/12
Baylor		
Texas		

▼ SCORING DRIVE ANALYSIS

Yardage	KANSAS STATE		OPPONENTS	
	TD	FG	TD	FG
No Drive	4	0	2	0
Minus Yds.	0	0	0	0
0-9	0	1	0	0
10-19	1	0	1	0
20-29	1	1	0	0
30-39	2	1	2	1
40-49	2	2	1	1
50-59	1	2	2	2
60-69	3	2	3	1
70-79	4	0	12	1
80-89	2	0	5	0
90-99	4	1	1	0

▼ GAME-OPENING DRIVES

Opponent	KANSAS STATE			OPPONENTS		
	Pts.	1st Dns.	Yds.	Pts.	1st Dns.	Yds.
Arkansas St.	7	1	19	0	0	3
Oklahoma	0	0	8	0	2	41
Texas Tech	0	4	50	0	1	13
TCU	3	1	91	0	1	34
Kansas	0	1	23	0	0	6
West Virginia	0	0	0	0	1	10
Oklahoma St.	0	0	1	0	0	2
Iowa State	0	3	62	7	3	75
Baylor						
Texas						

▼ SECOND HALF-OPENING DRIVES

Opponent	KANSAS STATE			OPPONENTS		
	Pts.	1st Dns.	Yds.	Pts.	1st Dns.	Yds.
Arkansas St.	0	1	17	0	4	70
Oklahoma	0	0	5	0	1	20
Texas Tech	3	3	55	7	6	88
TCU	0	1	11	0	0	4
Kansas	7	3	69	0	1	12
West Virginia	0	1	13	3	4	67
Oklahoma St.	0	0	2	3	3	56
Iowa State	0	2	28	3	2	37
Baylor						
Texas						

▼ THIRD-DOWN CONVERSIONS

BY QUARTER	1	2	3	4	TOTAL
KANSAS STATE	6-23	13-32	9-23	6-25	34-103
PCT.	.261	.406	.391	.240	.330
Opponents	14-33	11-27	13-28	11-35	49-123
PCT.	.424	.407	.464	.314	.398

BY YARDAGE	1-3	4-6	7-10	11+	TOTAL
KANSAS STATE	13-26	10-19	8-34	3-24	34-103
PCT.	.500	.526	.235	.125	.330
Opponents	18-27	17-32	10-43	4-21	49-123
PCT.	.667	.531	.233	.190	.398

WHO CONVERTS FOR K-STATE: Vaughn 9, Brooks 6, Howard 6, Taylor 3, Trotter 3, Moore 2, Thompson 2, Render 1, Mozee 1, Wheeler 1.

▼ RED ZONE

Opponent	Score	Times Inside		Total Pts	Total TDs	Rush TDs	Pass TDs	FGs Made	Failed to score inside opp. 20					
		Opp. 20	Times Scored						FGA	Downs	Int	Fumb	Half	Game
Arkansas State	31-35	5	5	31	4	2	2	1	0	0	0	0	0	0
Oklahoma	38-35	3	3	21	3	3	0	0	0	0	0	0	0	0
Texas Tech	31-21	4	4	24	3	2	1	1	0	0	0	0	0	0
TCU	21-14	2	2	11	1	1	0	1	0	0	0	0	0	0
Kansas	55-14	6	6	34	4	2	2	2	0	0	0	0	0	0
West Virginia	10-37	1	1	3	0	0	0	1	0	0	0	0	0	0
Oklahoma State	18-20	5	4	18	2	1	1	2	0	0	0	1	0	0
Iowa State	0-45	1	0	0	0	0	0	0	0	1	0	0	0	0
Baylor														
Texas														
<b>Totals</b>	<b>204-221</b>	<b>27</b>	<b>25</b>	<b>142</b>	<b>17</b>	<b>11</b>	<b>6</b>	<b>8</b>	<b>0</b>	<b>1</b>	<b>0</b>	<b>1</b>	<b>0</b>	<b>0</b>
<b>Opponents</b>	<b>221-204</b>	<b>31</b>	<b>24</b>	<b>149</b>	<b>19</b>	<b>8</b>	<b>11</b>	<b>5</b>	<b>3</b>	<b>2</b>	<b>0</b>	<b>1</b>	<b>1</b>	<b>0</b>

Season Percentage - Overall: 25 of 27 (92.6%)  
 Season Percentage - Touchdowns: 17 of 27 (63.0%)  
 Season Percentage - Field Goals: 8 of 27 (29.6%)



▼ LONG PLAYS (20-PLUS YARDS)

**KANSAS STATE**

Yards	Opponent	Play (Result)
80	TCU	Howard 80 run (1st and 10 at TC 15)
78	Oklahoma	Moze 78 pass from Thompson (1st and Goal at OU 2)
77	Oklahoma	Vaughn 77 pass from Thompson (1st and Goal at OU 1)
70	Texas Tech	Vaughn 70 pass from Howard (TD)
69	Oklahoma State	Howard 69 run (1st and 10 at OS 16)
66	Texas Tech	Moore 66 pass from Howard (1st and Goal at TT 4)
58	Oklahoma State	Wheeler 58 pass from Howard (1st and 10 at OS 27)
45	TCU	Vaughn 45 pass from Howard (1st and 10 at TC 38)
42	Arkansas State	Taylor 42 pass from Thompson (1st and 10 at AS 35)
39	Oklahoma	Taylor 39 pass from Thompson (TD)
38	Oklahoma	Vaughn 38 run (TD)
37	Kansas	Taylor 37 pass from Howard (1st and Goal at KU 1)
36	Kansas	Vaughn 36 pass from Howard (1st and 10 at KU 23)
35	West Virginia	Knowles 35 pass from Howard (TD)
35	Oklahoma	Vaughn 35 pass from Thompson (1st and 10 at OU 15)
35	Arkansas State	Taylor 35 pass from Thompson (1st and 10 at KS 45)
29	Iowa State	Taylor 29 pass from Howard (1st and 10 at IS 36)
28	West Virginia	Moore 28 pass from Howard (1st and 10 at WVU 20)
27	Kansas	Moze 27 run (1st and 10 at KU 40)
27	Arkansas State	Knowles 27 pass from Thompson (1st and Goal at AS 8)
25	Oklahoma State	Brooks 25 pass from Howard (1st and 10 at OS 21)
25	Oklahoma State	Howard 25 run (1st and 10 at OS 45)
25	Kansas	Vaughn 25 pass from Howard (1st and 10 at KU 16)
24	Kansas	Vaughn 24 run (1st and 10 at KU 16)
24	TCU	Moore 24 pass from Howard (1st and Goal at TC 4)
24	Arkansas State	Trotter 24 run (1st and Goal at AS 5)
24	Arkansas State	Dineen 24 pass from Howard (1st and 10 at AS 32)
24	Arkansas State	Vaughn 24 pass from Thompson (1st and 10 at AS 25)
24	Arkansas State	Wheeler 24 pass from Thompson (1st and 10 at AS 40)
22	Texas Tech	Vaughn 22 run (1st and 10 at TT 13)
23	Iowa State	Vaughn 23 run (1st and 10 at IS 34)
23	Oklahoma	Brooks 23 pass from Thompson (1st and 10 at OU 38)
22	Iowa State	Brooks 22 pass from Ast (1st and 10 at KS 44)
21	Kansas	Render 21 pass from Howard (1st and 10 at KS 39)
20	Texas Tech	Vaughn 20 run (1st and 10 at TT 18)
20	Arkansas State	Taylor 20 run (1st and 10 at AS 14)

No. of plays from scrimmage, 20+ yards: 36 (11 run/25 pass)  
 No. of plays from scrimmage, 40+ yards: 9 (2 run/7 pass)

Returns	Opponent	Player
Kickoff	West Virginia	Knowles 46 yards
Punt	Kansas	Brooks 55 yards
Interception	TCU	Parker 37 yards

Fumble  
 No. of returns 20+ yards: 16 (9 KR/5 PR/2 Int/0 Fum)  
 No. of returns 40+ yards: 4 (0 KR/4 PR/0 Int/0 Fum)

**OPPONENTS**

Yards	Opponent	Play (Result)
58	West Virginia	Ford-Wheaton 58 pass from Doege (1st and Goal at KS 7)
58	Arkansas State	Pare 58 run (1st and 10 at KS 14)
51	Oklahoma	Stoops 51 pass from Rattler (1st and Goal at KS 5)
50	Oklahoma State	Brown 50 run (1st and Goal at KS 1)
49	Texas Tech	White 49 run (TD)
48	Arkansas State	Paul 48 pass from Foreman (TD)
38	Iowa State	Bitter 38 pass from Dekkers (1st and 10 at KS 35)
38	West Virginia	Ford-Wheaton 38 pass from Doege (1st and 10 at KS 26)
36	West Virginia	Sinkfield 38 run (1st and 10 at KS 16)
34	Arkansas State	Rucker 34 pass from Bonner (1st and Goal at KS 8)
33	Iowa State	Scates 33 pass from Purdy (TD)
33	Iowa State	Purdy 33 run (TD)
33	Arkansas State	Adams 33 pass from Bonner (1st and 10 at KS 20)
32	West Virginia	Simmons 32 pass from Doege (1st and 10 at KS 21)
32	Oklahoma	Stoops 32 pass from Rattler (TD)
31	West Virginia	Sinkfield 31 run (1st and 10 at WV 42)
29	Iowa State	Hutchinson 29 pass from Purdy (1st and 10 at KS 33)
29	Oklahoma	Stogner 29 pass from Rattler (1st and 10 at OU 42)
28	Iowa State	Hutchinson 28 pass from Purdy (1st and 10 at IS 43)
28	Kansas	Grimm 28 pass from Daniels (1st and 10 at KS 43)
28	TCU	Barlow 28 run (1st and 10 at KS 39)
28	Texas Tech	Ezukanma 28 pass from Colombi (1st and 10 at TT 44)
27	Kansas	Gardner 27 run (1st and 10 at KS 43)
27	Kansas	Fairchild 27 pass from Daniels (1st and 10 at KS 42)
26	Iowa State	Hall 26 run (1st and 10 at IS 38)
25	Oklahoma	Howard 25 pass from Rattler (1st and 10 at OU 32)
25	Arkansas State	Jones 25 run (1st and 10 at KS 32)
24	TCU	Davis 24 run (1st and Goal at KS 8)
23	Oklahoma State	Brown 23 yards (1st and 10 at KS 44)
23	Texas Tech	Ezukanma 23 pass from Colombi (1st and 10 at KS 47)
23	Oklahoma	Stogner 23 pass from Rattler (1st and 10 at OU 42)
22	Oklahoma State	Stoner 22 pass from Sanders (1st and 10 at OS 47)
21	Iowa State	Hall 21 run (TD)
21	Iowa State	Hutchinson 21 pass from Purdy (TD)
21	West Virginia	Simmons 21 pass from Doege (1st and 10 at KS 21)
21	Texas Tech	Price 21 pass from Colombi (1st and 10 at KS 39)
21	Oklahoma	Hall 21 pass from Rattler (TD)
21	Oklahoma	Rambo 21 run (1st and 10 at OU 46)
21	Arkansas State	Adams 21 pass from Bonner (1st and 10 at KS 39)
21	Arkansas State	Bowling 21 pass from Bonner (1st and 10 at KS 12)
20	Iowa State	Scates 20 pass from Dekkers (1st and 10 at KS 12)
20	Iowa State	Hutchinson 20 pass from Purdy (1st and 10 at IS 43)
20	Oklahoma	Willis 20 pass from Rattler (1st and 10 at OU 38)
20	Arkansas State	Graham 20 pass from Bonner (1st and 10 at KS 42)

No. of plays from scrimmage, 20+ yards: 44 (14 run/30 pass)  
 No. of plays from scrimmage, 40+ yards: 6 (3 run/3 pass)

Returns	Opponent	Player
Kickoff	Arkansas State	Paul 45 yards
Punt		
Interception		

Fumble Oklahoma State Taylor II 85 yards  
 No. of returns 20+ yards: 7 (6 KR/0 PR/0 Int/1 Fum)  
 No. of returns 40+ yards: 2 (1 KR/0 PR/0 Int/1 Fum)

▼ SUPERLATIVES

**KANSAS STATE**

INDIVIDUAL

**Longest Rush:** 80, Will Howard at TCU  
**Longest Touchdown Run:** 38, Deuce Vaughn at Oklahoma  
**Longest Pass:** 78, Skylar Thompson at Oklahoma  
**Longest TD Pass:** 70, Will Howard vs. Texas Tech  
**Longest Punt Return:** 55, Phillip Brooks vs. Kansas  
**Longest Kickoff Return:** 46, Malik Knowles at West Virginia  
**Longest Interception Return:** 37, AJ Parker at TCU  
**Most Punts:** 4, Ty Zentner vs. Oklahoma State  
**Longest Punt:** 65, Ty Zentner at TCU  
**Highest Punt Average:** 47.3, Ty Zentner at TCU  
**Longest Field Goal:** 53, Blake Lynch at TCU  
**Most Field Goals:** 2, Blake Lynch at TCU, vs. Kansas and vs. Oklahoma State  
**Most TDs Rushing:** 3, Skylar Thompson at Oklahoma  
**Most TDs Receiving:** 1, nine times  
**Most TDs Passing:** 2, Skylar Thompson vs. Arkansas State and Will Howard vs. Kansas  
**Most Rushing Attempts:** 17, Deuce Vaughn vs. Oklahoma State  
**Most Yards Rushing:** 125, Will Howard vs. Oklahoma State  
**Most Pass Attempts:** 37, Will Howard at West Virginia  
**Most Pass Completions:** 19, Will Howard at West Virginia  
**Most Yards Passing:** 334, Skylar Thompson at Oklahoma  
**Most Receptions:** 6, Briley Moore vs. Arkansas State  
**Most Yards Receiving:** 98, Chabastin Taylor vs. Arkansas State  
**Most Total Offense:** 344, Skylar Thompson at Oklahoma  
**Most All-Purpose Yards:** 194, Deuce Vaughn vs. Texas Tech  
**Most Interceptions:** 1, seven times  
**Most Tackles:** 12, Elijah Sullivan vs. Texas Tech  
**Most Solo Tackles:** 9, Elijah Sullivan vs. Texas Tech  
**Most Quarterback Sacks:** 2.5, Wyatt Hubert vs. Oklahoma State  
**Most Tackles for Loss:** 3.5, Wyatt Hubert vs. Oklahoma State  
**Most Passes Broken Up:** 4, Justin Gardner at TCU

TEAM

	High		Low	
Rushes	44	(Oklahoma State)	23	(West Virginia)
Yards Rushing	227	(Oklahoma State)	41	(West Virginia)
TD Rushes	4	(Oklahoma)	0	(West Virginia/Iowa State)
Pass Attempts	37	(West Virginia)	19	(TCU/Iowa State)
Pass Completions	19	(West Virginia)	8	(TCU)
Yards Passing	334	(Oklahoma)	76	(Iowa State)
TD Passes	2	(ASU/TT/KU)	0	(TCU/Iowa State)
Total Plays	69	(Arkansas State)	47	(Iowa State)
Total Offense	404	(Texas Tech)	149	(Iowa State)
Points	55	(Kansas)	0	(Iowa State)
Sacks By	4	(Kansas)	1	(Texas Tech/Iowa State)
First Downs	21	(Arkansas State)	9	(Iowa State)
Penalties	13	(Oklahoma)	4	(Texas Tech/Iowa State)
Penalty Yards	108	(Oklahoma)	20	(Iowa State)
Turnovers	3	(West Virginia/Iowa State)	0	(ASU/OU/TTU)
Interceptions By	3	(Oklahoma)	0	(WVU/OSU/ISU)

**TURNOVER CHART**

GAME	TAKEAWAYS			GIVEAWAYS			DIFF.	K-STATE PTS OFF	OPP PTS OFF
	FUM	INT	TOT	FUM	INT	TOT			
Arkansas State	1	1	2	0	0	0	+2	7	0
Oklahoma	1	3	4	0	0	0	+4	14	0
Texas Tech	0	1	1	0	0	0	+1	0	0
TCU	0	1	1	0	1	1	E	7	0
Kansas	1	1	2	1	0	1	+1	14	7
West Virginia	1	0	1	0	3	3	-2	0	7
Oklahoma State	0	0	0	1	1	2	-2	0	7
Iowa State	0	0	0	2	1	3	-3	0	14
Baylor									
Texas									
<b>TOTAL</b>	<b>4</b>	<b>7</b>	<b>11</b>	<b>4</b>	<b>6</b>	<b>10</b>	<b>+1</b>	<b>42</b>	<b>35</b>
<b>AVG. PER GAME</b>	<b>0.5</b>	<b>0.9</b>	<b>1.4</b>	<b>0.5</b>	<b>0.8</b>	<b>1.3</b>	<b>+0.1</b>	<b>5.3</b>	<b>4.4</b>

**OPPONENT**

INDIVIDUAL

**Longest Rush:** 58, Lincoln Pare, Arkansas State  
**Longest Touchdown Run:** 49, Xavier White, Texas Tech  
**Longest Pass:** 58, Jarrett Doege, West Virginia  
**Longest TD Pass:** 48, Jeff Foreman, Arkansas State  
**Longest Punt Return:** 5, Adrian Frye, Texas Tech  
**Longest Kickoff Return:** 45, Rashaud Paul, Arkansas State  
**Longest Interception Return:** 18, Dylan Tonkery, West Virginia  
**Most Punts:** 8, Tom Hutton, Oklahoma State  
**Longest Punt:** 55, Jordy Sandy, TCU  
**Highest Punt Average:** 48.5, Austin McNamara, Texas Tech  
**Longest Field Goal:** 45, Casey Legg, West Virginia  
**Most Field Goals:** 2, Casey Legg, West Virginia; Alex Hale, Oklahoma State  
**Most TDs Rushing:** 2, Jalon Daniels, Kansas and Brecee Hall, Iowa State  
**Most TDs Receiving:** 3, Jonathan Adams, Arkansas State  
**Most TDs Passing:** 4, Spencer Rattler, Oklahoma  
**Most Rushing Attempts:** 24, Leddie Brown, West Virginia  
**Most Yards Rushing:** 135, Brecee Hall, Iowa State  
**Most Pass Attempts:** 42, Henry Colombi, Texas Tech  
**Most Pass Completions:** 30, Spencer Rattler, Oklahoma and Henry Colombi, Texas Tech  
**Most Yards Passing:** 387, Spencer Rattler, Oklahoma  
**Most Receptions:** 8, Jonathan Adams, Arkansas State and KeSean Carter, Texas Tech  
**Most Yards Receiving:** 111, Xavier Hutchinson, Iowa State  
**Most Total Offense:** 382, Spencer Rattler, Oklahoma  
**Most All-Purpose Yards:** 155, Rashaud Paul, Arkansas State  
**Most Interceptions:** 1, six players  
**Most Tackles:** 15, Tony Fields II, West Virginia  
**Most Solo Tackles:** 9, Elerly Alexander, Arkansas State  
**Most Quarterback Sacks:** 1.0, 12 times  
**Most Tackles for Loss:** 3.0, Justin Rice, Arkansas State  
**Most Passes Broken Up:** 5, Dreshun Miller, West Virginia

TEAM

	High		Low	
Rushes	44	(West Virginia/Iowa State)	33	(Arkansas State)
Yards Rushing	240	(Iowa State)	113	(Kansas)
TD Rushes	3	(Iowa State)	0	(Arkansas State)
Pass Attempts	49	(Texas Tech)	23	(Oklahoma State)
Pass Completions	34	(Texas Tech)	14	(Oklahoma State)
Yards Passing	387	(Oklahoma)	108	(Oklahoma State)
TD Passes	5	(Arkansas State)	0	(TCU/Kansas/Oklahoma State)
Total Plays	83	(Texas Tech)	63	(Oklahoma State)
Total Offense	539	(Iowa State)	256	(Oklahoma State)
Points	45	(Iowa State)	14	(TCU/Kansas)
Sacks By	3	(Iowa State)	0	(Oklahoma State)
First Downs	28	(Oklahoma)	14	(Oklahoma State)
Penalties	10	(Oklahoma)	3	(Kansas)
Penalty Yards	75	(Oklahoma)	29	(Kansas)
Turnovers	4	(Oklahoma)	0	(Oklahoma State/Iowa State)
Interceptions By	3	(West Virginia)	0	(ASU/OU/TT/KU)

**KICKOFFS**

Kickoffs: 42  
 Touchbacks (pct.): 24 (57.1)  
 Fair Catches: 6  
 Downed Kicks: 0  
 Out of Bounds: 1  
 On-Side Kicks (No./Recovered by KS): 0/0  
 Opponent Returns (No.-Yds./Avg): 11-215/19.5  
 Opponent Touchdowns: 0

**KICKOFF RETURNS**

Kickoffs: 42  
 Touchbacks (pct.): 13 (31.0)  
 Fair Catches: 1  
 Downed Kicks: 0  
 Out of Bounds: 1  
 On-Side Kicks (No./Recovered by Opp): 0/0  
 Returns (No.-Yds./Avg): 27-444/16.4  
 Touchdowns: 0

GAME ONE

<b>ARKANSAS ST.</b>	<b>7</b>	<b>7</b>	<b>7</b>	<b>14</b>	<b>-</b>	<b>35</b>
<b>K-STATE</b>	<b>7</b>	<b>14</b>	<b>0</b>	<b>10</b>	<b>-</b>	<b>31</b>

Sept. 12 | Bill Snyder Family Stadium | Manhattan, Kan. | 11:05 a.m. | Att: 11,040



**DEUCE VAUGHN**

**TEAM STATISTICS**

	ASU	K-STATE
<b>FIRST DOWNS</b>	<b>26</b>	<b>21</b>
Rushing	8	6
Passing	15	12
Penalty	3	3
<b>NET YARDS RUSHING</b>	<b>159</b>	<b>91</b>
Rushing Attempts	33	39
Average Per Rush	4.8	2.3
Rushing Touchdowns	0	2
Yards Gained Rushing	191	137
Yards Lost Rushing	32	46
<b>NET YARDS PASSING</b>	<b>330</b>	<b>283</b>
Completions-Attempts-Int	25-38-1	18-30-0
Average Per Attempt	8.7	9.4
Average Per Completion	13.2	15.7
Passing Touchdowns	5	2
<b>TOTAL OFFENSE YARDS</b>	<b>489</b>	<b>374</b>
Total offense plays	71	69
Average Gain Per Play	6.9	5.4
<b>Fumbles: Number-Lost</b>	<b>1-1</b>	<b>0-0</b>
<b>Penalties: Number-Yards</b>	<b>4-58</b>	<b>8-85</b>
<b>PUNTS-YARDS</b>	<b>4-120</b>	<b>4-165</b>
Average Yards Per Punt	30.0	41.2
Net Yards Per Punt	23.5	41.2
Inside 20	1	2
50+ Yards	0	1
Touchbacks	0	0
Fair catch	0	3
<b>KICKOFFS-YARDS</b>	<b>5-216</b>	<b>6-323</b>
Average Yards Per Kickoff	43.2	53.8
Net Yards Per Kickoff	31.2	32.5
Touchbacks	0	2
<b>Punt returns: Number-Yards-TD</b>	<b>0-0-0</b>	<b>3-26-0</b>
Average Per Return	0.0	8.7
<b>Kickoff returns: Number-Yds-TD</b>	<b>2-78-0</b>	<b>5-60-0</b>
Average Per Return	39.0	12.0
<b>Interceptions: Number-Yds-TD</b>	<b>0-0-0</b>	<b>1-0-0</b>
<b>Fumble Returns: Number-Yds-TD</b>	<b>0-0-0</b>	<b>0-0-0</b>
<b>Miscellaneous Yards</b>	<b>0</b>	<b>0</b>
<b>Possession Time</b>	<b>25:44</b>	<b>34:16</b>
1st Quarter	8:28	6:32
2nd Quarter	4:29	10:31
3rd Quarter	7:04	7:56
4th Quarter	5:43	9:17
<b>Third-Down Conversions</b>	<b>6 of 13</b>	<b>1 of 11</b>
<b>Fourth-Down Conversions</b>	<b>0 of 0</b>	<b>2 of 2</b>
<b>Red-Zone Scores-Chances</b>	<b>4-6</b>	<b>5-5</b>
Touchdowns	4-6	4-5
Field goals	0-6	1-5
<b>Sacks By: Number-Yards</b>	<b>2-13</b>	<b>3-20</b>
<b>PAT Kicks</b>	<b>5-5</b>	<b>4-4</b>
<b>Field Goals</b>	<b>0-1</b>	<b>1-3</b>

**Game Notes**

• It was the third all-time meeting between Kansas State and Arkansas State, and the first since 1980... K-State is now 2-1 all-time against the Red Wolves – with all three matchups occurring in Manhattan – while the Wildcats are 10-2 all-time against current members of the Sun Belt... K-State is now 86-35-5 all-time in season openers, while they are 93-28-5 in home openers... It was the first home-opening loss by the Wildcats since a 24-21 setback to North Dakota State in 2013.

• Defensive back **Will Jones II** blocked Arkansas State's first punt of the day, which led to a K-State touchdown on the subsequent drive... It was the Wildcats' first blocked kick in a season opener since Emmanuel Lamur blocked a field goal against UMass in 2009... It was the Wildcats' first blocked punt in a season opener since Brice Libel did so against Temple in 1999.

• Following the blocked punt, K-State needed just two plays to get into the end zone on a **Skylar Thompson-to-Phillip Brooks** 17-yard pass with 13:24 remaining in the first quarter... It marked the third time in the last six years that K-State has scored within the first two minutes of a season opener... In 2017, Alex Barnes scored on a 1-yard run with 13:58 remaining in the first quarter... In 2015, Morgan Burns returned the opening kickoff 100 yards and crossed the goal line with 14:48 left in the first quarter.

• **Briley Moore** hauled in a team-leading six receptions for 54 yards, which included a 7-yard touchdown... His six receptions were the most by a Wildcat tight end in a single game since Travis Tannahill also had six at Baylor in 2012.

**CATS FALL TO A-STATE IN SEASON OPENER**

**MANHATTAN, Kan.** — When Ty Zentner's opening kick sailed through the back of the end zone on Saturday morning, K-State pulled off the upset against an opponent they have battled since March.

But it was the opponent that arrived at Bill Snyder Family Stadium on Saturday that caused problems for the Wildcats in a 35-31 loss to Arkansas State.

Will Jones II blocked the first punt of the game and Deuce Vaughn scored the first touchdown of his K-State career, but a locked in Arkansas State passing attack doomed the Wildcats in the season opener.

It marks the first season-opening defeat in Manhattan for K-State since a loss to North Dakota State in 2013, when Chris Klieman was on the Bison sideline as a defensive coordinator.

Playing their first game after an offseason dominated by COVID-19 precautions, K-State hosted socially distanced fans at Bill Snyder Family Stadium on Saturday afternoon for their only non-conference game of 2020.

It wasn't perfect, but it was unmistakably college football.

In their latest season opener since 1992, K-State out-possessed Arkansas State by almost nine minutes but had no answer for receiver Jonathan Adams Jr. and a Red Wolves defense that caused problems in the trenches.

Vaughn, a true freshman, racked up 71 all-purpose yards in his first college game and flashed the potential to be a four-year force in the K-State backfield.

His 24-yard reception helped get the Wildcats in business in the second quarter, before Vaughn punched it in from three yards out for the first touchdown of his college career.

Harry Trotter added another rushing touchdown on the afternoon for K-State.

It took only five plays on Saturday for Jones II to put his stamp on the 2020 season, when the freshman got a jump off the edge and blocked the first punt of the game for the Wildcats.

It was the first blocked punt of his career, but Jones II – who appeared in four games last season while retaining his redshirt – wasn't done making an impact against Arkansas State.

Later in the quarter, he picked off Red Wolves quarterback Logan Bonner, setting up the Wildcats at midfield before Vaughn put K-State up 14-7.

It was a lead the Wildcats would protect until the fourth quarter.

Even after falling behind, K-State scored 10 straight points to retake a 31-28 lead late in the game following a 35-yard field goal by Blake Lynch.

The Red Wolves responded with a 65-yard drive inside the game's final two minutes.

Bonner threw for 204 yards to lead Arkansas State on the afternoon, but it was Layne Hatcher who found Adams Jr. for the game-winning touchdown with 38 seconds to go in Manhattan.

The Wildcats had a few shots at the endzone in the final seconds, but Skylar Thompson couldn't write a heroic ending to an afternoon when he finished with 259 yards passing and a pair of touchdowns.

**SCORING SUMMARY**

Team	Qtr/Time	Scoring Play	Conversion	Plays-Yds-TOP	Score
KS	1st/13:24	Brooks 17 yd pass from Thompson	Lynch kick	2-19-0:51	0-7
AS	1st/9:58	Adams 2 yd pass from Bonner	Grupe kick	9-75-3:26	7-7
KS	2nd/13:29	Vaughn 3 yd run	Lynch kick	7-49-3:47	7-14
KS	2nd/8:41	Moore 7 yd pass from Thompson	Lynch kick	7-92-4:01	7-21
ASU	2nd/6:50	Paul 48 yd pass from Foreman	Grupe kick	5-75-1:51	14-21
ASU	3rd/2:28	Amos 8 yd pass from Hatcher	Grupe kick	5-77-1:46	21-21
ASU	4th/11:49	Adams 5 yd pass from Bonner	Grupe kick	10-71-3:00	28-21
KS	4th/6:35	Trotter 5 yd run	Lynch kick	10-55-5:07	28-28
KS	4th/2:30	Lynch 35 yd field goal		7-47-3:14	28-31
ASU	4th/0:38	Adams 17 yd pass from Hatcher	Grupe kick	7-65-1:46	35-31

**STATISTICAL LEADERS**

**Arkansas State**

Rushing	Att	Yds	TD	Lg	Avg
Jones	16	95	0	25	5.9
Pare	4	65	0	58	16.2
Graham	7	24	0	11	3.4
Hatcher	2	-4	0	2	-2.0

**Passing**

C-A-I	Yds	TD	Lg	Sack
Bonner 17-28-1	204	2	34	2
Hatcher 6-8-0	61	2	21	1
Foreman 1-1-0	48	1	48	0
Paul 1-1-0	17	0	17	0

**Receiving**

Rec	Yds	TD	Lg
Adams 8	98	3	33
Paul 4	77	1	48
Tyler 3	22	0	8
Rucker 2	39	0	34
Bowling 2	35	0	21
Amos 2	17	1	9

**Kansas State**

Rushing	Att	Yds	TD	Lg	Avg
Vaughn	12	47	1	19	3.9
Trotter	16	43	1	24	2.7
Taylor	1	20	0	20	20.0
Thompson	7	7	0	10	1.0

**Passing**

C-A-I	Yds	TD	Lg	Sack
Thompson 17-29-0	259	2	42	2
Howard 1-1-0	24	0	24	0

**Receiving**

Rec	Yds	TD	Lg
Moore 6	54	1	17
Taylor 4	98	0	42
Brooks 2	24	1	17
Trotter 2	8	0	5
Knowles 1	27	0	27
Dineen 1	24	0	24
Wheeler 1	24	0	24
Vaughn 1	24	0	24



GAME TWO

<b>K-STATE</b>	<b>0</b>	<b>7</b>	<b>14</b>	<b>17</b>	<b>-</b>	<b>38</b>
<b>3/3 OKLAHOMA</b>	<b>7</b>	<b>14</b>	<b>14</b>	<b>0</b>	<b>-</b>	<b>35</b>

Sept. 26 | Memorial Stadium | Norman, Okla. | 11:05 a.m. | Att: 22,700



**SKYLAR THOMPSON**

**TEAM STATISTICS**

	<b>K-STATE</b>	<b>OU</b>
<b>FIRST DOWNS</b>	<b>10</b>	<b>28</b>
Rushing	3	8
Passing	6	17
Penalty	1	3
<b>NET YARDS RUSHING</b>	<b>66</b>	<b>130</b>
Rushing Attempts	26	35
Average Per Rush	2.5	3.7
Rushing Touchdowns	4	1
Yards Gained Rushing	89	156
Yards Lost Rushing	23	26
<b>NET YARDS PASSING</b>	<b>334</b>	<b>387</b>
Completions-Attempts-Int	18-25-0	30-41-3
Average Per Attempt	13.4	9.4
Average Per Completion	18.6	12.9
Passing Touchdowns	1	4
<b>TOTAL OFFENSE YARDS</b>	<b>400</b>	<b>517</b>
Total offense plays	51	76
Average Gain Per Play	7.8	6.8
<b>Fumbles: Number-Lost</b>	<b>1-0</b>	<b>2-1</b>
<b>Penalties: Number-Yards</b>	<b>13-108</b>	<b>10-75</b>
<b>PUNTS-YARDS</b>	<b>6-243</b>	<b>3-80</b>
Average Yards Per Punt	40.5	26.7
Net Yards Per Punt	41.0	24.3
Inside 20	2	0
50+ Yards	0	0
Touchbacks	0	0
Fair catch	2	2
<b>KICKOFFS-YARDS</b>	<b>7-355</b>	<b>6-375</b>
Average Yards Per Kickoff	50.7	62.5
Net Yards Per Kickoff	26.1	42.3
Touchbacks	6	2
<b>Punt returns: Number-Yards-TD</b>	<b>1-7-0</b>	<b>2--3-0</b>
Average Per Return	7.0	-1.5
<b>Kickoff returns: Number-Yds-TD</b>	<b>4-71-0</b>	<b>1-22-0</b>
Average Per Return	17.8	22.0
<b>Interceptions: Number-Yds-TD</b>	<b>3-4-0</b>	<b>0-0-0</b>
<b>Fumble Returns: Number-Yds-TD</b>	<b>0-0-0</b>	<b>0-0-0</b>
<b>Miscellaneous Yards</b>	<b>0</b>	<b>0</b>
<b>Possession Time</b>	<b>27:52</b>	<b>32:08</b>
1st Quarter	3:50	11:10
2nd Quarter	9:32	5:28
3rd Quarter	7:14	7:46
4th Quarter	7:16	7:44
<b>Third-Down Conversions</b>	<b>2 of 11</b>	<b>7 of 12</b>
<b>Fourth-Down Conversions</b>	<b>2 of 2</b>	<b>1 of 2</b>
<b>Red-Zone Scores-Chances</b>	<b>3-3</b>	<b>3-3</b>
Touchdowns	3-3	3-3
Field goals	0-3	0-3
<b>Sacks By: Number-Yards</b>	<b>3-18</b>	<b>1-7</b>
<b>PAT Kicks</b>	<b>5-5</b>	<b>5-5</b>
<b>Field Goals</b>	<b>1-1</b>	<b>0-0</b>

**▶ Game Notes**

• The win was the first ever by K-State on the road against a top-three team in the Associated Press... The Wildcats had previously been 0-16 in such games... Overall, K-State is now 2-36 all-time against teams ranked in the top three... The other win was against No. 1 Oklahoma in the 2003 Big 12 Championship... The highest ranked team K-State had beaten on the road prior to Saturday was No. 6 Oklahoma in a 24-19 decision in 2012.

• Kansas State trailed by 21 points twice, including a 35-14 deficit with 2:46 left in the third quarter... It tied for the largest comeback in school history, which had been done four other times... The last 21-point comeback was a 38-35 victory over Iowa State in 2015.

• **Skylar Thompson** finished the game throwing for a career-high 334 yards and one touchdown on 18-of-25 aim... His 334 passing yards topped his previous high of 299 yards last year against West Virginia... It was the Wildcats' first 300-yard passing game since Jesse Ertz went for 333 yards in the 2017 season opener against Central Arkansas.

• Thompson had three rushing scores to move his career mark to 22 and him move into fifth place in school history among quarterbacks... Of his 22 career rushing scores, eight have come against Oklahoma, which is 36.4%.

• Running back **Deuce Vaughn** finished the game with 129 receiving yards on four receptions... It was just the fifth time in school history a running back had a 100-yard receiving game and the first since Henry Hawthorne went for 138 yards against Oklahoma in Norman during the 1970 season.

**CATS USE HUGE SECOND HALF IN WIN AT #3 OU**

**NORMAN, Okla.** — You could start with the game-winning field goal from Blake Lynch. But what about the three rushing touchdowns from Skylar Thompson and the 31 second-half points?

Maybe you want to focus on the 174 all-purpose yards from Deuce Vaughn, but you can't ignore a defense, missing five players, that picked off Oklahoma quarterback Spencer Rattler three times in a comeback win that tied for the largest in K-State history.

When you talk about the Saturday afternoon when Kansas State made history in Norman with a 38-35 win over No. 3 Oklahoma, you could really start anywhere.

Chris Klieman will start on Friday. That's when Klieman learned K-State would have enough players to face the Sooners, but would need to rely on seven Wildcats off the bench to fill out their two-deep roster in Norman.

A short-handed K-State defense put their stamp on the game early. On Oklahoma's first drive of the afternoon, Elijah Sullivan grabbed a tipped pass at the line of scrimmage for his first interception of the year.

Later in the half, Justin Gardner — one of those defensive players pressed into a starting role — went stride-for-stride with Oklahoma wide receiver Marvin Mims for the team's second takeaway of the afternoon. K-State couldn't turn those early interceptions into points, but the Wildcats found a spark on offense late in the first half.

On 3rd and 18 near midfield, Skylar Thompson connected with Chabastin Taylor on a 39-yard dart to put K-State on the board. An otherwise quiet first half allowed the Sooners to take a 21-7 lead into the locker room.

Thompson was banged up again on Saturday but finished the afternoon with 334 yards passing. What happened after halftime will go down as one of the most impressive 30 minutes in the history of Kansas State football.

The K-State defense went the distance on Saturday with the No. 3 team in the country. The Wildcats came up with a huge fourth-down stop to kick off the second half, shutting down Rattler in a short-yardage situation at midfield.

After Oklahoma found the end zone on their next drive, Thompson responded quickly with a 77-yard pass to Vaughn, giving the freshman a chance to show off the playmaking ability that has been one of the stories of the 2020 season.

And the 'Cats weren't done. Not even close. The touchdown would be the first of four consecutive scoring drives for K-State, as the Wildcats erased a 35-14 deficit in the third quarter.

Vaughn posted 129 receiving yards and scored a touchdown in his first college start on Saturday. The true freshman's 174 all-purpose yards against Oklahoma helped cement an electric start to Vaughn's career, through just two games with K-State.

AJ Parker was busy on passing downs all afternoon, but saved his biggest moment of the game for special teams, blocking a punt midway through the fourth quarter to keep K-State rolling.

Thompson tossed a 77-yard pass, a 78-yard pass and rushed for three touchdowns to help the Wildcats close the game on a 31-7 run. On their final drive of the game, the Wildcats set up a 50-yard game-winning field goal from Lynch.

Oklahoma had the ball needing a touchdown to win the game, before Jahron McPherson came up with the game-winning interception to seal the win in the final seconds.

**SCORING SUMMARY**

Team	Qtr/Time	Scoring Play	Conversion	Plays-Yds-TOP	Score
OU	1st/5:29	Mims 11 yd pass from Rattler.	Brkic kick	11-83-4:37	0-7
OU	2nd/14:50	Stoops 32 yd pass from Rattler	Brkic kick	9-74-3:57	0-14
KS	2nd/5:10	Taylor 39 yd pass from Thompson	Lynch kick	9-65-4:37	7-14
OU	2nd/0:44	Mims 9 yd pass from Rattler	Brkic kick	10-75-4:26	7-21
OU	3rd/6:35	Hall 21 yd pass from Rattler	Brkic kick	5-87-1:50	7-28
KS	3rd/5:00	Thompson 1 yd run	Lynch kick	3-78-1:35	14-28
OU	3rd/2:46	McGowan 5 yd run	Brkic kick	5-75-2:14	14-35
KS	3rd/1:36	Thompson 2 yd run	Lynch kick	3-75-1:10	21-35
KS	4th/12:28	Thompson 4 yd run	Lynch kick	8-38-3:47	28-35
KS	4th/8:17	Vaughn 38 yd run	Lynch kick	2-38-0:10	35-35
KS	4th/4:32	Lynch 50 yd field goal		5-29-2:00	38-35

**STATISTICAL LEADERS**

**▶ Kansas State**

Rushing	Att	Yds	TD	Lg	Avg
Vaughn	8	45	1	38	5.6
Thompson	9	10	3	5	1.1
Burns	3	7	0	3	2.3
Wright	1	6	0	6	6.0
Youngblood	1	3	0	3	3.0
Knowles	1	3	0	3	3.0
Mozeze	1	2	0	2	2.0

Passing	C-A-I	Yds	TD	Lg	Sack
Thompson	18-25-0	334	1	78	1

Receiving	Rec	Yds	TD	Lg
Vaughn	4	129	0	77
Moore	4	31	0	11
Gill	3	9	0	6
Taylor	2	45	1	39
Brooks	2	23	0	23
Mozeze	1	78	0	78
Wheeler	1	17	0	17

**▶ Oklahoma**

Rushing	Att	Yds	TD	Lg	Avg
McGowan	13	73	1	14	5.6
Pledger	13	41	0	13	3.2
Rambo	1	21	0	21	21.0
Rattler	8	-5	0	7	-0.6

Passing	C-A-I	Yds	TD	Lg	Sack
Rattler	30-41-3	387	4	51	3

Receiving	Rec	Yds	TD	Lg
Stogner	5	83	0	29
Mims	5	31	2	11
Rambo	5	30	0	17
Wease	4	43	0	13
Stoops	3	93	1	51
Pledger	3	30	0	12
Hall	2	29	1	21
Willis	2	23	0	20
Howard	1	25	0	25

GAME THREE

<b>TEXAS TECH</b>	<b>0</b>	<b>0</b>	<b>14</b>	<b>7</b>	<b>-</b>	<b>21</b>
<b>rv/rv K-STATE</b>	<b>7</b>	<b>7</b>	<b>3</b>	<b>14</b>	<b>-</b>	<b>31</b>

Oct. 3 | Bill Snyder Family Stadium | Manhattan, Kan. | 2:40 p.m. | Att: 10,932



DEUCE VAUGHN

TEAM STATISTICS

	TTU	K-STATE
<b>FIRST DOWNS</b>	<b>27</b>	<b>20</b>
Rushing	13	11
Passing	13	7
Penalty	1	2
<b>NET YARDS RUSHING</b>	<b>204</b>	<b>198</b>
Rushing Attempts	34	42
Average Per Rush	6.0	4.7
Rushing Touchdowns	1	2
Yards Gained Rushing	212	210
Yards Lost Rushing	8	12
<b>NET YARDS PASSING</b>	<b>267</b>	<b>206</b>
Completions-Attempts-Int	34-49-1	12-22-0
Average Per Attempt	5.4	9.4
Average Per Completion	7.9	17.2
Passing Touchdowns	2	2
<b>TOTAL OFFENSE YARDS</b>	<b>471</b>	<b>404</b>
Total offense plays	83	64
Average Gain Per Play	5.7	6.3
<b>Fumbles: Number-Lost</b>	<b>0-0</b>	<b>1-0</b>
<b>Penalties: Number-Yards</b>	<b>6-71</b>	<b>4-35</b>
<b>PUNTS-YARDS</b>	<b>3-97</b>	<b>4-150</b>
Average Yards Per Punt	32.3	37.5
Net Yards Per Punt	25.0	36.2
Inside 20	2	0
50+ Yards	0	0
Touchbacks	0	0
Fair catch	2	1
<b>KICKOFFS-YARDS</b>	<b>4-232</b>	<b>6-340</b>
Average Yards Per Kickoff	58.0	56.7
Net Yards Per Kickoff	36.8	43.3
Touchbacks	2	2
Fair Catch Yards	0	15
<b>Punt returns: Number-Yards-TD</b>	<b>1-5-0</b>	<b>1-22-0</b>
Average Per Return	5.0	22.0
<b>Kickoff returns: Number-Yds-TD</b>	<b>2-30-0</b>	<b>2-35-0</b>
Average Per Return	15.0	17.5
<b>Interceptions: Number-Yds-TD</b>	<b>0-0-0</b>	<b>1-0-0</b>
<b>Fumble Returns: Number-Yds-TD</b>	<b>0-0-0</b>	<b>0-0-0</b>
<b>Possession Time</b>	<b>31:39</b>	<b>28:21</b>
1st Quarter	7:25	7:35
2nd Quarter	6:22	8:38
3rd Quarter	8:15	6:45
4th Quarter	9:37	5:23
<b>Third-Down Conversions</b>	<b>9 of 18</b>	<b>6 of 12</b>
<b>Fourth-Down Conversions</b>	<b>2 of 3</b>	<b>0 of 1</b>
<b>Red-Zone Scores-Chances</b>	<b>2-4</b>	<b>4-4</b>
Touchdowns	2-4	3-4
Field goals	0-4	1-4
<b>Sacks By: Number-Yards</b>	<b>1-4</b>	<b>1-1</b>
<b>PAT Kicks</b>	<b>3-3</b>	<b>4-4</b>
<b>Field Goals</b>	<b>0-2</b>	<b>1-1</b>

► Game Notes

• Saturday was the 21st all-time meeting between Kansas State and Texas Tech, with the Wildcats improving to 11-9 all-time, including a 12-6 mark since Big 12 play began in 1996... The Wildcats have now won five straight in the series – its longest streak against the Red Raiders and tying TTU for the longest streak in the series – while K-State has won nine of the last 10.

• K-State is now 2-0 to start Big 12 play for the first time since the 2014 season and the sixth time in the 25-year history of the league... Of the other five times the Wildcats began 2-0, they finished with at least seven Big 12 wins four times.

• The Wildcats blocked Texas Tech's first punt of the game, the third-straight game the Wildcats blocked the opponents' initial punt of the game... According to STATS, Inc., it was the first time an FBS team blocked a punt in the first three games of a season since Memphis in 2012... It was the first time K-State blocked a punt in three-straight games (any game) since 1999 (Nebraska, Kansas, Oklahoma).

• Skylar Thompson became just the second player in school history to throw for 5,000 career yards and rush for 1,000 career yards... Thompson, who is at 5,021 and 1,083 yards, respectively, joins Eli Roberson (2000-03), who had 5,099 passing yards and 2,818 rushing yards during his career.

• Deuce Vaughn rushed for 113 yards and a touchdown, while he had three receptions for 81 yards, which included a 70-yard touchdown catch to put the game away... He became the first K-State true freshman with a 100-yard rushing game since Logan Dold against Texas A&M in 2008.

VAUGHN'S BIG DAY LIFTS CATS OVER TEXAS TECH

MANHATTAN, Kan. — As K-State Football nightmares go, Skylar Thompson lying on the turf at Bill Snyder Family Stadium was near the top of the list.

In a different season, that might have been the story of K-State's matchup with Texas Tech on Saturday. Instead, the 31-21 win over the Red Raiders was about a K-State team that has shown it doesn't matter what players are on the field.

The resiliency of the Wildcats won't change.

At one point, a true freshman quarterback was handing the ball off to a true freshman running back, who was protected by a true freshman left tackle. It just didn't matter for K-State.

Deuce Vaughn played a huge role for the Wildcats on Saturday, with 113 rushing yards and two touchdowns. In the first three games of his college career, the freshman has gone from an electric change-of-pace option to the focal point of a K-State running back committee.

He continued to do damage out of the backfield against Texas Tech, effectively hitting a walk-off with a 70-yard touchdown catch that put K-State up 10 points with just over two minutes to go.

Vaughn was a sure thing for the Wildcats on an afternoon when they desperately needed one.

K-State would need to rely on players up and down the roster as they matched up with another high-powered Big 12 offense on Saturday. Unlike last week's upset in Norman, an injury to Thompson challenged the Wildcats at the one position that's been a sure thing in 2020.

Thompson had to leave the game midway through the second quarter, after a hit that left him clutching his throwing shoulder.

Before he departed, the senior found Briley Moore in the endzone for K-State's first touchdown of the game, firing a pass into a tight window and into the arms of his childhood friend.

Thompson's injury forced another true freshman into action, as Will Howard finished the first half for the Wildcats and took the snaps the rest of the afternoon.

Howard threw for 173 yards and a touchdown in the first sustained action of his college career.

Until the fourth quarter, it looked like a quick start and Howard's performance would be enough to carry K-State past the Red Raiders, who haven't won in Manhattan since 2008.

The Wildcats became the first FBS team in eight years to open the season with blocked punts in three-straight games, with another huge special teams play in the first quarter.

But a K-State defense that shut out No. 3 Oklahoma in the final frame a week ago would need to step up again to hold off Texas Tech.

And for the second week in a row, it was Jahron McPherson who came up with a timely interception that ended the last Red Raider scoring opportunity of the afternoon.

Throughout the afternoon, the K-State defense limited explosive plays through the air and became the first team since 2011 to shut out Texas Tech in the first half.

Ekow Boye-Doe led an impressive contingent of underclassmen on defense, coming up with another big performance a week after seeing the most snaps of his career against Oklahoma.

In the fourth quarter, Howard found Moore for a 66-yard strike that helped the Wildcats march down the field and retake the lead for good.

And the next time K-State saw their true freshman quarterback link up with a true freshman running back, it was no nightmare.

It was Howard finding Vaughn for the 70-yard touchdown pass that put the game way.

SCORING SUMMARY

Team	Qtr/Time	Scoring Play	Conversion	Plays-Yds-TOP	Score
KS	1st/8:56	Moore 12 yd pass from Thompson	Lynch kick	3-20-0:54	0-7
KS	2nd/5:25	Vaughn 18 yd run	Lynch kick	13-97-6:49	0-14
TTU	3rd/8:05	Carter 3 yd pass from Colombi	Wolff kick	18-88-6:55	7-14
KS	3rd/3:34	Lynch 28 yd field goal		11-55-4:26	7-17
TTU	3rd/2:14	White 49 yd run	Wolff kick	4-84-1:14	14-17
TTU	4th/11:11	Price 13 yd pass from Colombi	Wolff kick	7-74-2:21	21-17
KS	4th/10:00	Trotter 4 yd run	Lynch kick	3-75-1:11	21-24
KS	4th/2:07	Vaughn 70 yd pass from Howard	Lynch kick	6-88-1:35	21-31

STATISTICAL LEADERS

► Texas Tech

Rushing	Att	Yds	TD	Lg	Avg
White	12	113	1	49	9.4
Thompson	12	46	0	17	3.8
Colombi	8	40	0	9	5.0

Passing	C-A-I	Yds	TD	Lg	Sack
Colombi	30-42-1	244	2	28	1
Bowman	4-7-0	23	0	10	0

Receiving	Rec	Yds	TD	Lg
Carter	8	52	1	14
Price	6	51	1	21
Ezukanma	5	77	0	28
White	4	9	0	5
Koontz	3	39	0	19
Thompson	3	10	0	11
Vasher	2	10	0	6
Fouonji	1	8	0	8
Holcomb	1	7	0	7

► Kansas State

Rushing	Att	Yds	TD	Lg	Avg
Vaughn	16	113	1	22	7.1
Trotter	12	43	1	12	3.6
Thompson	3	21	0	13	7.0
Wright	3	12	0	12	4.0
Howard	5	8	0	3	1.6

Passing	C-A-I	Yds	TD	Lg	Sack
Howard	7-12-0	173	1	70	0
Thompson	5-10-0	33	1	12	1

Receiving	Rec	Yds	TD	Lg
Vaughn	3	81	1	70
Moore	2	78	1	66
Taylor	2	16	0	9
Brooks	2	16	0	9
Trotter	2	8	0	6
Knowles	1	7	0	7

GAME FOUR

rv/rv <b>K-STATE</b>	6	8	7	0	-	21
rv/rv <b>TCU</b>	7	0	0	7	-	14

Oct. 10 | Amon G. Carter Stadium | Fort Worth, Texas | 3:10 p.m. | Att: 12,208



**AJ PARKER**

**TEAM STATISTICS**

	K-STATE	TCU
<b>FIRST DOWNS</b>	<b>12</b>	<b>20</b>
Rushing	6	8
Passing	4	9
Penalty	2	3
<b>NET YARDS RUSHING</b>	<b>172</b>	<b>189</b>
Rushing Attempts	38	37
Average Per Rush	4.5	5.1
Rushing Touchdowns	1	2
Yards Gained Rushing	192	209
Yards Lost Rushing	20	20
<b>NET YARDS PASSING</b>	<b>117</b>	<b>153</b>
Completions-Attempts-Int	8-19-1	22-38-1
Average Per Attempt	6.2	4.0
Average Per Completion	14.6	7.0
Passing Touchdowns	0	0
<b>TOTAL OFFENSE YARDS</b>	<b>289</b>	<b>342</b>
Total offense plays	57	75
Average Gain Per Play	5.1	4.6
<b>Fumbles: Number-Lost</b>	<b>1-0</b>	<b>0-0</b>
<b>Penalties: Number-Yards</b>	<b>5-60</b>	<b>5-38</b>
<b>PUNTS-YARDS</b>	<b>6-268</b>	<b>7-307</b>
Average Yards Per Punt	44.7	43.9
Net Yards Per Punt	41.3	39.6
Inside 20	3	2
50+ Yards	2	2
Touchbacks	1	0
Fair catch	3	2
<b>KICKOFFS-YARDS</b>	<b>5-325</b>	<b>3-180</b>
Average Yards Per Kickoff	65.0	60.0
Net Yards Per Kickoff	41.0	35.0
Touchbacks	4	3
Fair Catch Yards	0	0
<b>Punt returns: Number-Yards-TD</b>	<b>2-30-0</b>	<b>0-0-0</b>
Average Per Return	15.0	0.0
<b>Kickoff returns: Number-Yds-TD</b>	<b>0-0-0</b>	<b>1-20-0</b>
Average Per Return	0.0	20.0
<b>Interceptions: Number-Yds-TD</b>	<b>1-37-1</b>	<b>1-0-0</b>
<b>Fumble Returns: Number-Yds-TD</b>	<b>0-0-0</b>	<b>0-0-0</b>
<b>Possession Time</b>	<b>28:14</b>	<b>31:46</b>
1st Quarter	7:42	7:18
2nd Quarter	6:42	8:18
3rd Quarter	6:43	8:17
4th Quarter	7:07	7:53
<b>Third-Down Conversions</b>	<b>3 of 13</b>	<b>5 of 17</b>
<b>Fourth-Down Conversions</b>	<b>1 of 1</b>	<b>2 of 3</b>
<b>Red-Zone Scores-Chances</b>	<b>2-2</b>	<b>2-2</b>
Touchdowns	1-2	2-2
Field goals	1-2	0-2
<b>Sacks By: Number-Yards</b>	<b>3-17</b>	<b>2-10</b>
<b>PAT Kicks</b>	<b>1-1</b>	<b>2-2</b>
<b>Field Goals</b>	<b>2-3</b>	<b>0-1</b>

**Game Notes**

• The Wildcats tied the series, 7-7, including a 5-4 mark since TCU joined the Big 12 prior to the 2012 season... K-State won in Fort Worth for the first time since 2016 and is now 3-4 all-time at TCU... The Wildcats have won two-straight in the series for a third time (1922 and 1983, 2012-13).

• K-State is now 3-0 to start Big 12 play for the first time since the 2014 season and the sixth time in the 25-year history of the league... Of the other five times the Wildcats began 3-0, they finished with at least seven Big 12 wins each time, including a pair of eight-win conference slates (1998 and 2012).

• True freshman quarterback **Will Howard** registered his first-career start, throwing for 117 yards on 8-of-19 aim, while he rushed 13 times for 86 yards and a touchdown... He became the fourth ever true freshman to start at quarterback for the Wildcats and the first since Josh Freeman started the final eight games of 2006... He became the first true freshman starting quarterback in school history to win their first-career road start... K-State's record when starting a true freshman at quarterback is now 5-8, including a 2-4 mark in true road games.

• Senior defensive back **AJ Parker** pushed the Wildcats out to a two-score lead with a 38-yard interception return touchdown... It was the Wildcats' first pick-six since Duke Shelley went 25 yards for a touchdown against Texas Tech in 2017... It was K-State's nation-leading 119th non-offensive touchdown since 1999.

**CATS USE ALL THREE PHASES IN WIN AT TCU**

**FORT WORTH, Texas** – K-State Football has an identity in 2020.

It doesn't fit the Big 12 mold. It doesn't buy into the idea that true freshmen need four or five stars to contribute right away.

What K-State's defense-driven, special teams-powered and freshman-heavy identity does is win football games.

With a 21-14 win over TCU on Saturday, K-State remains undefeated in the Big 12.

Despite outgaining K-State on Saturday, the Horned Frogs couldn't overcome a second and third quarter when the Wildcats dominated on both sides of the ball.

All afternoon, the K-State defense was relentless.

No. 3 Oklahoma, Texas Tech and TCU came into their matchup with the Wildcats after scoring 48, 56 and 33 points respectively in their previous game. Since halftime of their win over the Sooners, K-State is giving up about 4.9 points a quarter.

That dominant stretch is a big reason why the Wildcats remain undefeated in conference play.

On Saturday, the Wildcats made life miserable for TCU quarterback Max Duggan, limiting the sophomore to 154 passing yards, easily the talented sophomore's worst game of the season.

The Wildcats sacked Duggan three times and held TCU to just 7 points after halftime.

The Horned Frogs got out to an early lead in Fort Worth, with Blake Lynch keeping K-State close with a pair of 25 and 53-yard field goals.

Howard's 4-yard touchdown run in the second quarter gave K-State the lead for good. It came on the final play of a drive when Howard found Deuce Vaughn and Briley Moore for big plays to keep the Wildcats moving.

Vaughn led K-State with 45 receiving yards and 43 rushing yards on the afternoon.

He now sits among the top five true freshman rushers and receivers in K-State history, after just four games.

It was all the offense K-State would need on Saturday afternoon.

The turning point in the second half came when AJ Parker grabbed a pick six for the Wildcats, adding a 36-yard touchdown return to his first interception of the season.

After a TCU comeback attempt ended with a Hail Mary that was batted away in the endzone, the Wildcats left Fort Worth tied for first place in the Big 12 with No. 24 Iowa State.

**SCORING SUMMARY**

Team	Qtr/Time	Scoring Play	Conversion	Plays-Yds-TOP	Score
KS	1st/10:20	Lynch 25 yd field goal		7-91-2:38	3-0
TCU	1st/5:14	Barlow 7 yd run	Kell kick	10-75-5:06	3-7
KS	1st/0:10	Lynch 53 yd field goal		11-40-5:04	6-7
KS	2nd/3:27	Howard 4 yd run	Taylor rush	6-91-3:07	14-7
KS	3rd/4:51	Parker 37 yd interception return	Lynch kick		21-7
TCU	4th/3:39	Duggan 3 yd run	Kell kick	11-77-4:50	21-14

**STATISTICAL LEADERS**

**► Kansas State**

Rushing	Att	Yds	TD	Lg	Avg
Howard	13	86	1	80	6.6
Vaughn	14	43	0	10	3.1
Trotter	8	27	0	8	3.4
Brooks	1	12	0	12	12.0
Burns	1	5	0	5	5.0

**► TCU**

Rushing	Att	Yds	TD	Lg	Avg
Barlow	8	56	1	28	7.0
Duggan	15	43	1	17	2.9
Miller	7	38	0	11	5.4
Davis	1	24	0	24	24.0
Spielman	1	19	0	19	19.0

Passing	C-A-I	Yds	TD	Lg	Sack
Howard	8-19-1	117	0	45	2

Passing	C-A-I	Yds	TD	Lg	Sack
Duggan	19-31-0	154	0	16	3
Downing	2-4-1	-1	0	1	0

Receiving	Rec	Yds	TD	Lg
Render	3	24	0	9
Moore	2	38	0	24
Taylor	2	10	0	7
Vaughn	1	45	0	45

Receiving	Rec	Yds	TD	Lg
Conwright	6	60	0	14
Foster	4	29	0	11
Spielman	2	20	0	16
Hunt	2	6	0	5
Barlow	2	4	0	6
Barber	1	11	0	11
Wells	1	10	0	10
Stephens	1	5	0	5



GAME FIVE

<b>KANSAS</b>	<b>0</b>	<b>7</b>	<b>0</b>	<b>7</b>	<b>-</b>	<b>14</b>
<b>20/19 K-STATE</b>	<b>7</b>	<b>27</b>	<b>21</b>	<b>0</b>	<b>-</b>	<b>55</b>

Oct. 24 | Bill Snyder Family Stadium | Manhattan, Kan. | 11:03 a.m. | Att: 10,801



PHILLIP BROOKS

TEAM STATISTICS

	KU	K-STATE
<b>FIRST DOWNS</b>	<b>18</b>	<b>17</b>
Rushing	5	6
Passing	11	10
Penalty	2	1
<b>NET YARDS RUSHING</b>	<b>113</b>	<b>129</b>
Rushing Attempts	39	33
Average Per Rush	2.9	3.9
Rushing Touchdowns	2	2
Yards Gained Rushing	140	150
Yards Lost Rushing	27	21
<b>NET YARDS PASSING</b>	<b>207</b>	<b>252</b>
Completions-Attempts-Int	22-39-1	18-28-0
Average Per Attempt	5.3	9.0
Average Per Completion	9.4	14.0
Passing Touchdowns	0	2
<b>TOTAL OFFENSE YARDS</b>	<b>320</b>	<b>381</b>
Total offense plays	78	61
Average Gain Per Play	4.1	6.2
<b>Fumbles: Number-Lost</b>	<b>1-1</b>	<b>2-1</b>
<b>Penalties: Number-Yards</b>	<b>3-29</b>	<b>10-81</b>
<b>PUNTS-YARDS</b>	<b>9-317</b>	<b>6-230</b>
Average Yards Per Punt	35.2	38.3
Net Yards Per Punt	14.2	38.3
Inside 20	2	3
50+ Yards	0	1
Touchbacks	0	0
Fair catch	2	2
<b>KICKOFFS-YARDS</b>	<b>3-169</b>	<b>9-553</b>
Average Yards Per Kickoff	56.3	61.4
Net Yards Per Kickoff	38.0	40.4
Touchbacks	2	6
Fair Catch Yards	0	12
<b>Punt returns: Number-Yards-TD</b>	<b>2-0-0</b>	<b>4-189-2</b>
Average Per Return	0.0	47.2
<b>Kickoff returns: Number-Yds-TD</b>	<b>2-39-0</b>	<b>1-5-0</b>
Average Per Return	19.5	5.0
<b>Interceptions: Number-Yds-TD</b>	<b>0-0-0</b>	<b>1-24-1</b>
<b>Fumble Returns: Number-Yds-TD</b>	<b>0-0-0</b>	<b>0-0-0</b>
<b>Possession Time</b>	<b>30:40</b>	<b>29:20</b>
1st Quarter	9:42	5:18
2nd Quarter	7:56	7:04
3rd Quarter	3:30	11:30
4th Quarter	9:32	5:28
<b>Third-Down Conversions</b>	<b>4 of 18</b>	<b>4 of 12</b>
<b>Fourth-Down Conversions</b>	<b>1 of 3</b>	<b>0 of 0</b>
<b>Red-Zone Scores-Chances</b>	<b>2-3</b>	<b>6-6</b>
Touchdowns	2-3	4-6
Field goals	0-3	2-6
<b>Sacks By: Number-Yards</b>	<b>1-11</b>	<b>4-24</b>
<b>PAT Kicks</b>	<b>2-2</b>	<b>7-7</b>
<b>Field Goals</b>	<b>0-1</b>	<b>2-2</b>

► Game Notes

• Saturday's victory was the Wildcats' 12th-straight over Kansas, the longest streak by either team in the Sunflower Showdown... It bettered an 11-game streak by K-State from 1993 to 2003... The 12-game streak by Kansas State over KU is the second longest by the Wildcats over any one opponent... K-State's record for consecutive wins over one opponent is 13 over Missouri from 1993 to 2005.

• Sophomore **Phillip Brooks** set a pair of school records on Saturday... He became the first player in school history with two punt-return touchdowns in a game, while his 189 punt-return yards broke the school record... The previous record was 172 yards by David Allen against Texas in 1998... He is the first player in the nation to return two punts for touchdowns since Greg Dortch of Wake Forest did so against Towson in 2018... It is the first time the Wildcats as a team had two punt-return touchdowns in the same game since the 2008 (Montana State)... It was the second and third punt-return touchdowns in Brooks' career (66 yards vs. Navy in 2019 Liberty Bowl)... He is now tied for second in school history in career punt-return touchdowns.

• True freshman quarterback **Will Howard** made his second career start, throwing for 243 yards on 17-of-24 aim with two touchdowns and no interceptions... He also ran for 23 yards... He is the first true freshman quarterback to win his first two career starts, while he is the first Wildcat true freshman starting quarterback to win against Kansas in three tries (Duane Howard, 1976; Josh Freeman, 2006)... His 243 yards passing were the fifth most by K-State a true freshman in a game.

CATS CRUISE IN 12TH-STRAIGHT WIN OVER KU

**MANHATTAN, Kan.** — Phillip Brooks. That's why Chris Klieman called timeout with eight seconds left in the first half, without the football in a game he was winning. In basketball terms, call it a heat check.

Brooks set a K-State record with 189 punt-return yards and brought back two first half punts for touchdowns as No. 19 K-State demolished Kansas in a 55-14 win.

The victory keeps the Governor's Cup in Manhattan for the 12th year in a row and continues the longest winning streak by either team in the 118-year history of the Sunflower Showdown.

The Wildcats scored 21 points on defense and special teams in the win over Kansas, and now lead the nation with 122 non-offensive touchdowns over the last two decades.

It was the first one on Saturday that set the tone for the afternoon, as Brooks housed a 55-yard punt return to get the Wildcats on the board against Kansas.

Receiving the ball at midfield, Brooks dashed into Jayhawk territory before a crushing block from Brock Monty cleared the way for the second punt return touchdown of his career.

Brooks finished his freshman season with 120 punt return yards and a touchdown.

Against Kansas, he would surpass that by halftime.

Before Brooks put the finishing touches on some history, Justin Gardner stepped up with the play of the game for the K-State defense.

In the second quarter, Gardner read a screen pass from Kansas quarterback Jalon Daniels to grab his second interception of the season. He could have walked into the end zone, as Gardner gave K-State their second game in a row with a pick six.

With the final seconds ticking away in the first half and the Wildcats up 28-7, the defense came up with a stop and forced the Jayhawks to punt.

That's when Klieman called timeout and Brooks called game.

The sophomore's 52-yard punt return came with 0:00 on the clock in the first half — it was touchdown or bust.

Brooks finished the afternoon with 189 yards as a punt returner against the Jayhawks, which would make him the nation's leading team in punt return yards this season.

Not the leading player. The leading team.

After special teams and defense gave the Wildcats some breathing room against Kansas, the offense put the Jayhawks away in the second half.

Will Howard finished the second start of his college career with 243 yards on 17-of-24 passing. Howard found Sammy Wheeler and Briley Moore for a pair of passing touchdowns on Saturday, the first game with multiple touchdowns through the air for the Pennsylvania native.

With K-State in command on Saturday, Howard didn't throw an interception and got the ball to his playmakers.

Deuce Vaughn continued his historic freshman season with 152 all-purpose yards as he led the Wildcats in rushing and receiving yards on the afternoon.

He finished off the game with a one-yard touchdown, breaking ankles on the way to the endzone.

SCORING SUMMARY

Team	Qtr/Time	Scoring Play	Conversion	Plays-Yds-TOP	Score
KU	1st/9:22	Brooks 55 yd punt return	Lynch kick		0-7
KS	2nd/11:23	Lynch 32 yd field goal		4-6-1:57	0-10
KS	2nd/6:13	Lynch 21 yd field goal		8-35-3:43	0-13
KS	2nd/5:26	Gardner 24 yd interception return	Lynch kick		0-20
KU	2nd/2:16	Daniels 8 yd run	Borcila kick	9-75-3:10	7-20
KS	2nd/0:52	Wheeler 16 yd pass from Howard	Lynch kick	3-41-0:29	7-27
KS	2nd/0:00	Brooks 52 yd punt return	Lynch kick		7-34
KS	3rd/12:17	Vaughn 1 yd run	Lynch kick	6-69-2:41	7-41
KS	3rd/7:42	Trotter 1 yd run	Lynch kick	7-71-3:25	7-48
KS	3rd/0:48	Moore 13 yd pass from Howard	Lynch kick	11-94-5:22	7-55
KU	4th/4:38	Daniels 4 yd run	Borcila kick	1-15-0:11	14-55

STATISTICAL LEADERS

► Kansas

Rushing	Att	Yds	TD	Lg	Avg
Gardner	16	72	0	27	4.5
Daniels	17	27	2	11	1.6
Hishaw	6	14	0	5	2.3

Passing	C-A-I	Yds	TD	Lg	Sack
Daniels	22-39-1	207	0	28	4

Receiving	Rec	Yds	TD	Lg
Lassiter	7	58	0	15
Naylor	4	40	0	19
Mcbride	3	17	0	7
Gardner	3	10	0	5
Fairchild	2	38	0	27
Grimm	1	28	0	28
Hishaw	1	9	0	9
McQueen	1	7	0	7

► Kansas State

Rushing	Att	Yds	TD	Lg	Avg
Vaughn	11	71	1	24	6.5
Mozee	3	27	0	27	9.0
Howard	6	23	0	9	3.8
Trotter	6	9	1	3	1.5
Burns	2	2	0	2	1.0

Passing	C-A-I	Yds	TD	Lg	Sack
Howard	17-24-0	243	2	37	0
Ast	1-4-0	9	0	9	1

Receiving	Rec	Yds	TD	Lg
Vaughn	4	81	0	36
Taylor	4	68	0	37
Moore	3	33	1	13
Render	1	21	0	21
Wheeler	1	16	1	16
Garber	1	9	0	9
Barta	1	8	0	8
Knowles	1	8	0	8

GAME SIX

16/16 <b>K-STATE</b>	<b>3</b>	<b>7</b>	<b>0</b>	<b>0</b>	<b>-</b>	<b>10</b>
nr/rv <b>WEST VIRGINIA</b>	<b>3</b>	<b>21</b>	<b>10</b>	<b>3</b>	<b>-</b>	<b>37</b>

Oct. 31 | Milan Puskar Stadium | Morgantown, W.Va. | 12:01 p.m. | Att: 10,441



**MALIK KNOWLES**

**TEAM STATISTICS**

	<b>K-STATE</b>	<b>WVU</b>
<b>FIRST DOWNS</b>	<b>13</b>	<b>23</b>
Rushing	3	7
Passing	9	14
Penalty	1	2
<b>NET YARDS RUSHING</b>	<b>41</b>	<b>184</b>
Rushing Attempts	23	44
Average Per Rush	1.8	4.2
Rushing Touchdowns	0	1
Yards Gained Rushing	65	209
Yards Lost Rushing	24	25
<b>NET YARDS PASSING</b>	<b>184</b>	<b>301</b>
Completions-Attempts-Int	19-37-3	22-34-0
Average Per Attempt	5.0	8.9
Average Per Completion	9.7	13.7
Passing Touchdowns	1	2
<b>TOTAL OFFENSE YARDS</b>	<b>225</b>	<b>485</b>
Total offense plays	60	78
Average Gain Per Play	3.8	6.2
<b>Fumbles: Number-Lost</b>	<b>0-0</b>	<b>2-1</b>
<b>Penalties: Number-Yards</b>	<b>5-28</b>	<b>5-50</b>
<b>PUNTS-YARDS</b>	<b>5-186</b>	<b>2-76</b>
Average Yards Per Punt	37.2	38.0
Net Yards Per Punt	37.0	30.5
Inside 20	1	0
50+ Yards	0	0
Touchbacks	0	0
Fair catch	2	0
<b>KICKOFFS-YARDS</b>	<b>3-189</b>	<b>8-457</b>
Average Yards Per Kickoff	63.0	57.1
Net Yards Per Kickoff	39.7	40.2
Touchbacks	2	0
Fair Catch Yards	0	1
<b>Punt returns: Number-Yards-TD</b>	<b>2-15-0</b>	<b>1-1-0</b>
Average Per Return	7.5	1.0
<b>Kickoff returns: Number-Yds-TD</b>	<b>7-135-0</b>	<b>1-20-0</b>
Average Per Return	19.3	20.0
<b>Interceptions: Number-Yds-TD</b>	<b>0-0-0</b>	<b>3-14-1</b>
<b>Fumble Returns: Number-Yds-TD</b>	<b>1-7-0</b>	<b>0-0-0</b>
<b>Possession Time</b>	<b>25:46</b>	<b>34:14</b>
1st Quarter	5:47	9:13
2nd Quarter	7:51	7:09
3rd Quarter	7:09	7:51
4th Quarter	4:59	10:01
<b>Third-Down Conversions</b>	<b>6 of 14</b>	<b>9 of 18</b>
<b>Fourth-Down Conversions</b>	<b>0 of 0</b>	<b>1 of 2</b>
<b>Red-Zone Scores-Chances</b>	<b>1-1</b>	<b>5-5</b>
Touchdowns	0-1	3-5
Field goals	1-1	2-5
<b>Sacks By: Number-Yards</b>	<b>2-12</b>	<b>2-16</b>
<b>PAT Kicks</b>	<b>1-1</b>	<b>4-4</b>
<b>Field Goals</b>	<b>1-2</b>	<b>3-4</b>

**Game Notes**

• The Mountaineers broke a series tie and took a 6-5 lead all-time... WVU also broke a tie and leads, 5-4, since the Mountaineers joined the Big 12 prior to the 2012 season... The Mountaineers extended their winning streak over the Wildcats to five-straight... WVU also earned their third-straight victory over K-State in Morgantown.

• Kansas State recorded nine tackles for loss... It was the most by the Wildcats since recording 11 at TCU in the 2016 regular-season finale... Eight players had at least a half TFL, including team leader Drew Wiley, who had a career-high 2.5 stops behind the line.

• True freshman quarterback **Will Howard** made his third career start... He improved to fourth place in school history in passing yards among freshmen at 741, passing **Skylar Thompson** (689 in 2017)... His 34 pass attempts were the third most by a true freshman starting quarterback in a single game (Josh Freeman: 47 vs. Nebraska and 44 at Kansas in 2006)... It is the first time an individual player threw three picks since Collin Klein at Baylor in 2012.

• Senior defensive tackle **Drew Wiley** put together a career day, setting high-water marks in tackles (7) and tackles for loss (2.5)... His previous career high in tackles was four tackles last year at Texas and this year at Oklahoma... Hid previous career high in TFLs was 1.0 this season against Arkansas State and TCU... His tackle total was the most by a Wildcat interior defensive lineman since Will Geary had eight at TCU in 2016..

**K-STATE FALLS AT WEST VIRGINIA**

**MORGANTOWN, W.Va.** – Taking the field as a road underdog on Saturday afternoon wasn't new for No. 16 K-State. Leaving after a 37-10 loss to West Virginia in their first Big 12 defeat of the season was a different experience for the Wildcats.

K-State came up with two sacks and jumped out to an early lead in Morgantown, before West Virginia used a strong second quarter to put away the Wildcats.

The Mountaineers racked up 301 yards through the air on a short-handed K-State secondary.

Malik Knowles came up with a 35-yard touchdown grab to give the Wildcats a boost heading into the break.

Getting the wide receivers more involved has been a point of emphasis for K-State and Knowles' first touchdown catch of the year was a highlight for the group on Saturday.

It capped off the best drive of the afternoon for the Wildcats, a 73-yard, nine-play drive that saw K-State flash the balanced attack that's kept the offense on schedule this season.

But it would also mask one of the biggest blows of the afternoon for K-State, as Briley Moore left the game with an injury after his second catch of the game.

Phillip Brooks hauled in four receptions for 39 yards to lead all K-State receivers in Morgantown.

Early in the second half, the K-State defense did their part to get back into the game, holding West Virginia to a field goal attempt at the goal line. The Mountaineers would settle for four field goal attempts on the afternoon.

An interception returned for a touchdown on the Wildcats' next drive of the game would prove to be the tipping point. West Virginia brought the nation's top defense - among teams that have played at least two games - into Saturday's game and held K-State to just 225 yards of total offense.

Against that Mountaineers defense, K-State struggled to establish the run game that helped them pull road upsets against Oklahoma and TCU this season.

Deuce Vaughn rushed nine times for 22 yards in the loss.

Saturday also marked the first game of the season where the Wildcats failed to come up with an interception, while three picks helped the West Virginia defense control the flow of the game.

**SCORING SUMMARY**

Team	Qtr/Time	Scoring Play	Conversion	Plays-Yds-TOP	Score
KS	1st/8:33	Lynch 21 yd field goal		10-64-4:14	3-0
WVU	1st/3:06	Staley 19 yd field goal		16-72-5:22	3-3
WVU	2nd/12:27	Jennings 5 yd pass from Doege	Legg kick	6-66-2:17	3-10
WVU	2nd/8:31	Brown 9 yd run	Legg kick	6-51-1:58	3-17
WVU	2nd/3:38	Wright 15 yd pass from Doege	Legg kick	4-69-1:49	3-24
KS	2nd/1:05	Knowles 35 yd pass from Howard	Lynch kick	9-73-2:28	10-24
WVU	3rd/9:16	Legg 25 yd field goal		14-67-5:44	10-27
WVU	3rd/7:51	Tonkery 18 yd interception return	Legg kick		10-34
WVU	4th/10:35	Legg 45 yd field goal		9-44-4:42	10-37

**STATISTICAL LEADERS**

**► Kansas State**

Rushing	Att	Yds	TD	Lg	Avg
Vaughn	9	22	0	7	2.4
Trotter	3	12	0	10	4.0
Mozeze	3	10	0	5	3.3
Burns	1	6	0	6	6.0
Howard	7	-9	0	6	-1.3

Passing	C-A-I	Yds	TD	Lg	Sack
Howard	19-37-3	184	1	35	2

Receiving	Rec	Yds	TD	Lg
Brooks	4	39	0	18
Wheeler	3	19	0	8
Taylor	3	19	0	9
Moore	2	37	0	28
Dineen	2	19	0	12
Vaughn	2	1	0	5
Knowles	1	35	1	35
Lenners	1	8	0	8
Render	1	7	0	7

**► West Virginia**

Rushing	Att	Yds	TD	Lg	Avg
Brown	24	102	1	19	4.2
Sinkfield	14	85	0	36	6.1
Doege	6	-3	0	3	-0.5

Passing	C-A-I	Yds	TD	Lg	Sack
Doege	22-34-0	301	2	58	2

Receiving	Rec	Yds	TD	Lg
Wright	4	31	1	15
Brown	4	28	0	10
Ford-Wheaton	3	104	0	58
James	3	18	0	9
Simmons	2	53	0	32
O'Laughlin	2	32	0	17
Smith	2	23	0	15
Jennings	2	12	1	7



GAME SEVEN

14/12 OKLA. ST.	0	0	13	7	-	20
rv/rv K-STATE	3	9	0	6	-	18

Nov. 7 | Bill Snyder Family Stadium | Manhattan, Kan. | 3:05 p.m. | Att: 11,980



WYATT HUBERT

TEAM STATISTICS

	OS	K-STATE
<b>FIRST DOWNS</b>	<b>14</b>	<b>15</b>
Rushing	8	9
Passing	5	5
Penalty	1	1
<b>NET YARDS RUSHING</b>	<b>148</b>	<b>227</b>
Rushing Attempts	40	44
Average Per Rush	3.7	5.2
Rushing Touchdowns	1	1
Yards Gained Rushing	203	245
Yards Lost Rushing	55	18
<b>NET YARDS PASSING</b>	<b>108</b>	<b>143</b>
Completions-Attempts-Int	14-23-0	10-22-1
Average Per Attempt	4.7	6.5
Average Per Completion	7.7	14.3
Passing Touchdowns	0	1
<b>TOTAL OFFENSE YARDS</b>	<b>256</b>	<b>370</b>
Total offense plays	63	66
Average Gain Per Play	4.1	5.6
<b>Fumbles: Number-Lost</b>	<b>1-0</b>	<b>2-1</b>
<b>Penalties: Number-Yards</b>	<b>6-65</b>	<b>6-50</b>
<b>PUNTS-YARDS</b>	<b>8-309</b>	<b>7-284</b>
Average Yards Per Punt	38.6	40.6
Net Yards Per Punt	34.9	40.1
Inside 20	3	2
50+ Yards	1	0
Touchbacks	1	0
Fair catch	5	4
<b>KICKOFFS-YARDS</b>	<b>5-324</b>	<b>5-235</b>
Average Yards Per Kickoff	64.8	47.0
Net Yards Per Kickoff	40.0	35.8
Touchbacks	4	2
Fair Catch Yards	0	5
<b>Punt returns: Number-Yards-TD</b>	<b>1-3-0</b>	<b>1-10-0</b>
Average Per Return	3.0	10.0
<b>Kickoff returns: Number-Yds-TD</b>	<b>2-6-0</b>	<b>1-24-0</b>
Average Per Return	3.0	24.0
<b>Interceptions: Number-Yds-TD</b>	<b>1-13-0</b>	<b>0-0-0</b>
<b>Fumble Returns: Number-Yds-TD</b>	<b>1-85-1</b>	<b>0-0-0</b>
<b>Possession Time</b>	<b>28:09</b>	<b>31:51</b>
1st Quarter	7:00	8:00
2nd Quarter	5:55	9:05
3rd Quarter	9:07	5:53
4th Quarter	6:07	8:53
<b>Third-Down Conversions</b>	<b>4 of 15</b>	<b>8 of 18</b>
<b>Fourth-Down Conversions</b>	<b>0 of 0</b>	<b>0 of 0</b>
<b>Red-Zone Scores-Chances</b>	<b>3-3</b>	<b>4-5</b>
<b>Touchdowns</b>	<b>1-3</b>	<b>2-5</b>
<b>Field goals</b>	<b>2-3</b>	<b>2-5</b>
<b>Sacks By: Number-Yards</b>	<b>1-4</b>	<b>3-18</b>
<b>PAT Kicks</b>	<b>2-2</b>	<b>0-0</b>
<b>Field Goals</b>	<b>2-2</b>	<b>2-2</b>

► Game Notes

• The game was decided by two points, the 10th time in the last 14 contests between the schools that it was decided by a touchdown or less... It was the most narrow margin of victory since a 36-34 OSU win in Stillwater in 2015.

• Kansas State converted on its first three red zone possessions... By not converting on a red-zone possession in the fourth quarter, K-State's streak of scoring when entering the red zone ended at 63 dating back to last year... It was the longest by the Wildcats in the Big 12 era... The previous high was 56 spanning the 2015 and 2016 seasons... The red zone scoring streak was the longest active streak in the Big 12.

• True freshman quarterback **Will Howard** threw for 143 yards and a touchdown, but he also did damage with his legs by rushing for 125 yards and a score... His 125 rushing yards were the fifth most in school history among freshmen and the second most by a freshman quarterback (Allan Evridge, 138 yards at Nebraska in 2005)... With his touchdown pass, he now has five this season to tie for third in school history among freshmen... He is tied with Skylar Thompson (2017) and Paul Watson (1988).

• Junior defensive end **Wyatt Hubert** came away with five tackles, including 3.5 tackles for loss and 2.5 sacks... He set career highs in the latter two categories... His previous career high in TFLs was 2.0 on four other occasions while his previous high in sacks was 2.0 three other times... He was a half sack shy of tying for third in school history for sacks in a single game... Hubert now has 17.0 career sacks as he is one shy of entering the school's career top-10 list.

COWBOYS RALLY FOR 20-18 WIN

MANHATTAN, Kan. — Chris Klieman gave his defense 100 plays.

Hold No. 14 Oklahoma State under that, he said on Tuesday, and the Wildcats would have a chance. The Cowboys didn't even hit 70.

But it was a touchdown the defense couldn't do anything about that doomed K-State in a 20-18 loss to Oklahoma State at Bill Snyder Family Stadium.

Driving in the fourth quarter down one point, K-State fumbled and an 85-yard return for a touchdown gave Oklahoma State all the offense they would need to close out the Wildcats.

A K-State defense that has been a strength for the team all season came out with a point to prove against Oklahoma State.

The Cowboys were averaging more than 18 points a game in the first half before Saturday, but at halftime in Manhattan, OSU was stuck at zero.

It started with a defensive line that brought consistent pressure off the edge and shut down one of the Big 12's top rushing attacks in the first half.

With Wyatt Hubert drawing double blocks after getting to Oklahoma State quarterback Spencer Sanders and forcing an early fumble, the Wildcats found a way to keep the Cowboys under pressure.

Bronson Massie chipped in as part of a team sack and Khalid Duke ended the night with two quarterback hurries.

But it was Hubert, even with the extra attention, who played his best game of the season on Saturday night. The redshirt junior finished with 2.5 sacks against Oklahoma State.

He dropped Sanders late in the third quarter, with the Cowboys driving, to hold OSU to a field goal and give the Wildcats a chance down the stretch.

K-State used zone reads and a balanced rushing attack to keep the offense moving in the first half, before settling for a pair of field goals.

Will Howard hit on a huge 69-yard run on his team's final drive of the half, followed by the fourth touchdown pass of his K-State career to give the Wildcats a 13-0 lead at the break.

Howard would finish the day 10/21 with 143 passing yards and a touchdown, adding 125 yards on the ground and a rushing touchdown to lead players on both teams.

Even as the Cowboys began to chip away in the second half, the Wildcats refused to give up the explosive plays that can make Oklahoma State so dangerous. That's why the 85-yard fumble return was such a body blow.

Credit Howard and the offense for getting up off the mat.

A 24-yard kickoff return from Seth Porter and an Oklahoma State penalty set the Wildcats up for their most impressive drive of the game.

K-State marched 60 yards in eight plays, including a huge third-down catch by Phillip Brooks and capped off by a rushing touchdown from Howard.

A failed two-point conversion and an interception on the final drive of the afternoon would seal the game for Oklahoma State.

SCORING SUMMARY

Team	Qtr/Time	Scoring Play	Conversion	Plays-Yds-TOP	Score
KS	1st/4:35	Lynch 30 yd field goal		11-56-5:14	0-3
KS	2nd/8:58	Lynch 29 yd field goal		11-69-5:53	0-6
KS	2nd/0:37	Brooks 4 yd pass from Howard	Howard pass failed	9-89-2:14	0-12
OS	3rd/10:39	Hale 35 yd field goal		9-56-2:15	3-12
OS	3rd/7:30	Presley 9 yd run	Hale kick	4-51-2:10	10-12
OS	3rd/0:58	Hale 33 yd field goal		11-55-4:42	13-12
OS	4th/6:32	Taylor II 85 yd fumble recovery	Hale kick		20-12
KS	4th/2:08	Howard 2 yd run	Howard pass failed	8-60-4:17	20-18

STATISTICAL LEADERS

► Oklahoma State

Rushing	Att	Yds	TD	Lg	Avg
Brown	15	110	0	50	7.3
Hubbard	6	31	0	11	5.2
Sanders	12	9	0	18	0.8
Presley	1	9	1	9	9.0
Jackson	2	8	0	5	4.0

Passing	C-A-I	Yds	TD	Lg	Sack
Sanders	14-23-0	108	0	22	3

Receiving	Rec	Yds	TD	Lg
Stoner	7	62	0	22
Wolf	5	31	0	11
Woods	1	11	0	11
Hubbard	1	4	0	4

► Kansas State

Rushing	Att	Yds	TD	Lg	Avg
Howard	14	125	1	69	8.9
Trotter	9	43	0	11	4.8
Vaughn	17	40	0	10	2.4
Brooks	2	14	0	12	7.0
Garber	1	4	0	4	4.0
Porter	1	1	0	1	1.0

Passing	C-A-I	Yds	TD	Lg	Sack
Howard	10-21-1	143	1	58	1

Receiving	Rec	Yds	TD	Lg
Dineen	4	35	0	16
Brooks	2	29	1	25
Knowles	2	16	0	18
Wheeler	1	58	0	58
Vaughn	1	5	0	5

GAME EIGHT

nr/rv	<b>K-STATE</b>	0	0	0	0	-	<b>0</b>
17/16	<b>IOWA STATE</b>	7	28	3	7	-	<b>45</b>

Nov. 21 | Jack Trice Stadium | Ames, Iowa | 3:05 p.m.



**CODY FLETCHER**

**TEAM STATISTICS**

	K-STATE	IS
<b>FIRST DOWNS</b>	<b>9</b>	<b>26</b>
Rushing	5	14
Passing	3	11
Penalty	1	1
<b>NET YARDS RUSHING</b>	<b>73</b>	<b>240</b>
Rushing Attempts	28	44
Average Per Rush	2.6	5.5
Rushing Touchdowns	0	3
Yards Gained Rushing	105	254
Yards Lost Rushing	32	14
<b>NET YARDS PASSING</b>	<b>76</b>	<b>299</b>
Completions-Attempts-Int	9-19-1	19-25-0
Average Per Attempt	4.0	12.0
Average Per Completion	8.4	15.7
Passing Touchdowns	0	3
<b>TOTAL OFFENSE YARDS</b>	<b>149</b>	<b>539</b>
Total offense plays	47	69
Average Gain Per Play	3.2	7.8
<b>Fumbles: Number-Lost</b>	<b>3-2</b>	<b>0-0</b>
<b>Penalties: Number-Yards</b>	<b>4-20</b>	<b>4-30</b>
<b>PUNTS-YARDS</b>	<b>6-242</b>	<b>2-85</b>
Average Yards Per Punt	40.3	42.5
Net Yards Per Punt	40.3	42.5
Inside 20	1	1
50+ Yards	1	0
Touchbacks	0	0
Fair catch	3	0
<b>KICKOFFS-YARDS</b>	<b>1-40</b>	<b>8-443</b>
Average Yards Per Kickoff	40.0	55.4
Net Yards Per Kickoff	40.0	41.1
Touchbacks	0	0
Fair Catch Yards	24	0
<b>Punt returns: Number-Yards-TD</b>	<b>0-0-0</b>	<b>0-0-0</b>
Average Per Return	0.0	0.0
<b>Kickoff returns: Number-Yds-TD</b>	<b>7-114-0</b>	<b>0-0-0</b>
Average Per Return	16.3	0.0
<b>Interceptions: Number-Yds-TD</b>	<b>0-0-0</b>	<b>1-2-0</b>
<b>Fumble Returns: Number-Yds-TD</b>	<b>0-0-0</b>	<b>0-0-0</b>
<b>Possession Time</b>	<b>23:05</b>	<b>36:55</b>
1st Quarter	5:37	9:23
2nd Quarter	5:05	9:55
3rd Quarter	7:44	7:16
4th Quarter	4:39	10:21
<b>Third-Down Conversions</b>	<b>4 of 12</b>	<b>5 of 12</b>
<b>Fourth-Down Conversions</b>	<b>0 of 2</b>	<b>1 of 2</b>
<b>Red-Zone Scores-Chances</b>	<b>0-1</b>	<b>3-5</b>
Touchdowns	0-1	2-5
Field goals	0-1	1-5
<b>Sacks By: Number-Yards</b>	<b>1-7</b>	<b>3-29</b>
<b>PAT Kicks</b>	<b>0-0</b>	<b>6-6</b>
<b>Field Goals</b>	<b>0-0</b>	<b>1-2</b>

**Game Notes**

• Iowa State has now won two of three games against K-State for the first time since winning three of four from 2004 to 2007, while it was the first time the Cyclones won consecutive home games against the Wildcats since 2005 and 2007.

• Kansas State had a trio of first-time starters on Saturday, including two at linebacker... **Cody Fletcher** and **Daniel Green** earned starts at linebacker, while **D.J. Render** started the game at wide receiver.

• Fletcher came away with a team-high nine tackles... It was a new career high, bettering a pair of seven-tackle performances earlier this year against Texas Tech and West Virginia

• True freshman running back **Duce Vaughn** rushed seven times for 44 yards, caught a pair of passes for four yards and returned five kickoffs for 94 yards... It was the first time in his career he returned kickoffs... He moved from fifth to fourth in school history in all-purpose yards by a freshman, a mark that now stands at 879 yards... He moved from third to second in scrimmage yards by a freshman, a mark that now stands at 785.

• Kansas State was shut out for the first time since the 2015 Oklahoma and the first in a road game the 1996 Colorado game.

**CATS DOWNED AT IOWA STATE**

**AMES, Iowa** — No matter the result, K-State has emphasized the importance of sticking together this season. That will be more important than ever for the Wildcats following a 45-0 loss to No. 17 Iowa State.

K-State marched down the field on its opening drive of the game but couldn't convert a fourth-and-goal against Iowa State. That set the tone for an afternoon when the Cyclones would limit K-State to 149 yards of total offense.

Duce Vaughn collected 94 yards serving as K-State's primary kick returner. He was involved in the backfield and as a receiver against Iowa State, but couldn't replicate his success on special teams.

K-State arrived in Ames without several playmakers on both sides of the football, including a depleted linebacking core that struggled to slow down the Cyclones. Cody Fletcher led K-State with nine tackles, including seven solo efforts against Iowa State.

Will Howard got the start at quarterback for K-State, going 3-for-9 for 32 passing yards.

On the first drive of the afternoon, Howard rushed for 13 yards on four carries and tossed a 29-yard pass to Chabastin Taylor to march the Wildcats deep into Iowa State territory.

But a fourth-down stop gave the Cyclones all the momentum they would need, as K-State was held in check the rest of the game.

Howard would give way to Nick Ast at quarterback in the second half, as the Cimarron native went 6-for-10 for 44 yards in his first extended action of the season.

Vaughn led the Wildcats on the ground with 44 rushing yards, leaving Jack Trice Stadium with 138 total yards after his explosive afternoon on special teams. Taylor led all K-State receivers with 37 yards on a pair of grabs against the Cyclones.

**SCORING SUMMARY**

Team	Qtr/Time	Scoring Play	Conversion	Plays-Yds-TOP	Score
IS	1st/12:00	Scates 33 yd pass from Purdy	Assalley kick	6-75-3:00	0-7
IS	2nd/14:56	Kolar 6 yd pass from Purdy	Assalley kick	11-97-6:27	0-14
IS	2nd/6:38	Hutchinson 21 yd pass from Purdy	Assalley kick	6-46-3:18	0-21
IS	2nd/4:30	Hall 33 yd run	Assalley kick	3-88-1:03	0-28
IS	2nd/1:01	Hall 21 yd run	Assalley kick	6-38-3:16	0-35
IS	3rd/9:28	Assalley 32 yd field goal		6-37-2:12	0-38
IS	4th/10:55	Dekkers 12 yd run	Assalley kick	3-32-0:53	0-45

**STATISTICAL LEADERS**

**► Kansas State**

Rushing	Att	Yds	TD	Lg	Avg
Vaughn	7	44	0	23	6.3
Trotter	7	28	0	7	4.0
Howard	5	12	0	13	2.4
Mozee	3	6	0	4	2.0
Burns	1	4	0	0	4.0

**► Iowa State**

Rushing	Att	Yds	TD	Lg	Avg
Hall	15	135	2	33	9.0
Purdy	7	59	0	19	8.4
Brock	9	25	0	6	2.8
Nwangwu	11	16	0	6	1.5
Dekkers	2	5	1	12	2.5

Passing	C-A-I	Yds	TD	Lg	Sack
Ast	6-10-0	44	0	22	2
Howard	3-9-1	32	0	29	1

Passing	C-A-I	Yds	TD	Lg	Sack
Purdy	16-20-0	236	3	33	0
Dekkers	3-5-0	63	0	38	1

Receiving	Rec	Yds	TD	Lg
Taylor	2	37	0	29
Vaughn	2	4	0	6
Brooks	1	22	0	22
Fox	1	6	0	6
Mozee	1	5	0	5
Render	1	1	0	1
Garber	1	1	0	1

Receiving	Rec	Yds	TD	Lg
Hutchinson	6	111	1	29
Brock	3	26	0	11
Shaw	3	23	0	9
Scates	2	53	1	33
Soehner	2	26	0	13
Kolar	2	22	1	16
Bitter	1	38	0	38



# THE LAST TIME...

## ▼ SCORING

### All Games

Scored 40 or more points ..... 55, vs. Kansas (10/24/2020)  
 Scored 50 or more points ..... 55, vs. Kansas (10/24/2020)  
 Scored 60 or more points ..... 63, vs. Florida Atlantic (9/17/2016)  
 Scored 70 or more points ..... 76, vs. Ball State (9/16/2000)

Was held to 10 or fewer points ..... 0, at Iowa State (11/21/2020)  
 Was held to 7 or fewer points ..... 0, at Iowa State (11/21/2020)  
 Was shut out ..... at Iowa State (11/21/2020)  
 Was shut out in a half ..... Both halves, at Iowa State (11/21/2020)  
 Was shut out in back-to-back games ..... at Kansas, 0-28 and vs. Nebraska, 0-12 (1975)

Allowed 40 or more points ..... 45, at Iowa State (11/21/2020)  
 Allowed 50 or more points ..... 51, at Oklahoma (10/27/2018)  
 Allowed 60 or more points ..... 66, at Texas Tech (10/10/2009)  
 Allowed 70 or more points ..... 73, at Nebraska (11/10/2007)  
 Allowed a safety ..... at Iowa State (10/29/2016)  
 Allowed a two-point conversion ..... Jalen Hurts to CeeDee Lamb, vs. Oklahoma (10/26/2019)

Held an opponent to 10 or fewer points ..... 10, at Kansas (11/2/2019)  
 Held an opponent to 7 or fewer points ..... 0, vs. Bowling Green (9/7/2019)  
 Shut out an opponent ..... 0, vs. Bowling Green (9/7/2019)  
 Shut out an opponent in a half ..... 1st Half, vs. Oklahoma State (11/7/2020)  
 Back-to-back shutouts ..... vs. Akron, 67-0; vs. N. Illinois, 44-0; vs. Missouri, 30-0 (1995)

Largest deficit overcome for a win ..... 21 points  
     at #3 Oklahoma, 14-35 in 3rd quarter (9/26/2020)  
     vs. Iowa State, 14-35 in 3rd quarter (11/21/2015)  
     at Missouri, 0-21 in 2nd quarter (11/6/2004)  
     vs. Oklahoma State, 0-21 in 2nd quarter (10/23/1999)  
     vs. Iowa State, 7-28 in 3rd quarter (9/25/1999)  
 Overtime game ..... at Texas Tech; W, 42-35 (11/4/2017)  
 Come-from-behind win (trailing in 4th Q) ... vs. Texas Tech, [21-17], won 31-21 (10/3/2020)

### Home Games

Scored 40 or more points ..... 55, vs. Kansas (10/24/2020)  
 Scored 50 or more points ..... 55, vs. Kansas (10/24/2020)  
 Scored 60 or more points ..... 63, vs. Florida Atlantic (9/17/2016)  
 Scored 70 or more points ..... 76, vs. Ball State (9/16/2000)

Was held to 10 or fewer points ..... 10, vs. Mississippi State (9/8/2017)  
 Was held to 7 or fewer points ..... 6, vs. TCU (10/14/2017)  
 Was shut out ..... vs. Oklahoma (10/17/2015)  
 Was shut out in a half ..... 1st half, vs. Kansas (11/10/2018)  
 Was shut out in back-to-back games ..... vs. Nebraska, 0-41 and vs. Oklahoma, 0-27 (1965)

Allowed 40 or more points ..... 41, vs. Oklahoma (10/26/2019)  
 Allowed 50 or more points ..... 55, vs. Oklahoma (10/17/2015)  
 Allowed 60 or more points ..... 61, vs. Missouri (10/20/1984)  
 Allowed 70 or more points ..... 75, vs. Oklahoma (10/23/1971)

Held an opponent to 10 or fewer points ..... 0, vs. Bowling Green (9/7/2019)  
 Held an opponent to 7 or fewer points ..... 0, vs. Bowling Green (9/7/2019)  
 Shut out an opponent ..... 0, vs. Bowling Green (9/7/2019)  
 Shut out an opponent in a half ..... 1st Half, vs. Oklahoma State (11/7/2020)  
 Back-to-back shutouts ..... vs. Akron, 67-0; vs. N. Illinois, 44-0; vs. Missouri, 30-0 (1995)

### Away/Neutral Games

Scored 40 or more points ..... 45, at Oklahoma State (11/18/2017)  
 Scored 50 or more points ..... 55, at West Virginia (10/20/2012)  
 Scored 60 or more points ..... 64, at Kansas (11/2/2002)  
 Scored 70 or more points ..... 75, at Drury (10/17/1910)

Was held to 10 or fewer points ..... 0, at Iowa State (11/21/2020)  
 Was held to 7 or fewer points ..... 0, at Iowa State (11/21/2020)  
 Was shut out ..... at Iowa State (11/21/1920)  
 Was shut out in a half ..... 2nd half, at West Virginia (10/31/2020)  
 Was shut out in back-to-back games ..... at LSU, 0-21 and at Tulsa, 0-3 (1980)

Allowed 40 or more points ..... 45, at Iowa State (11/21/2020)  
 Allowed 50 or more points ..... 51, at Oklahoma (10/27/2018)  
 Allowed 60 or more points ..... 66, at Texas Tech (10/10/2009)  
 Allowed 70 or more points ..... 73, at Nebraska (11/10/2007)

Held an opponent to 10 or fewer points ..... 10, at Kansas (11/2/2019)  
 Held an opponent to 7 or fewer points ..... 6, at TCU (12/3/2016)  
 Shut out an opponent ..... at Iowa State (11/8/2003)  
 Shut out an opponent in a half ..... 2nd half, vs. UCLA (12/26/2017)  
 Back-to-back shutouts ..... at Kansas, 64-0 and at Missouri, 38-0 (2002)

## ▼ VS. NATIONALLY RANKED OPPONENTS

### vs. AP Top 25

Defeated a ranked opponent ..... at #3 Oklahoma, 38-35 (9/26/2020)  
 Defeated a ranked opponent at home ..... vs. #5 Oklahoma, 48-41 (10/26/2019)  
 Defeated a ranked opponent on the road/neutral site... at #3 Oklahoma, 38-35 (9/26/2020)  
 Defeated a ranked opponent in consec. chances ..... vs. #24 OSU and vs. #23 UT (2012)  
 Defeated a ranked opponent in 3 consec. chances ..... at #6 Oklahoma; at #13 West Virginia; vs. #15 Texas Tech; vs. #24 Oklahoma; vs. #23 Texas (2012)

Lost to a ranked opponent ..... at #17 Iowa State, 45-0 (11/21/2020)  
 Lost to a ranked opponent at home ..... vs. #14 Oklahoma State, 20-18 (11/7/2020)  
 Lost to a ranked opponent on the road/neutral site... at #17 Iowa State, 45-0 (11/21/2020)

## ▼ K-STATE TEAM OFFENSE

### Total Offense

Had 400 yards or more total offense ..... 404 (198 rush/206 pass), vs. Texas Tech (10/3/2020)  
 Had 500 yards or more total offense ..... 521 (333 rush/188 pass), vs. Bowling Green (9/7/2019)  
 Had 600 yards or more total offense ..... 658 (305 rush/353 pass), vs. North Texas (9/24/2005)  
 Consec. gms. with 500-plus yards of offense... 573, vs. Nicholls and 521, vs. Bowling Green (2019)  
 Four consec. gms with 500-plus yards of offense ..... 573 vs. Iowa State; 566 at Kansas; 518 at Baylor; 512 vs. Nebraska (1998)

Was held to 300 or fewer yards total offense ..... 149 (73 rush/76 pass), at Iowa State (11/21/2020)  
 Was held to 200 or fewer yards total offense ..... 149 (73 rush/76 pass), at Iowa State (11/21/2020)  
 Was held to 100 or fewer yards total offense ..... 86 (25 rush/61 pass), vs. NU (10/5/1996)

### Rushing Yards

Had 250 or more rushing yards ..... 342, at Kansas (11/2/2019)  
 Had 300 or more rushing yards ..... 342, at Kansas (11/2/2019)  
 Had 400 or more rushing yards ..... 415, vs. Nebraska (11/16/2002)

Was held to 100 or fewer rushing yards ..... 73, at Iowa State (11/21/2020)  
 Was held to 50 or fewer rushing yards ..... 46, vs. Navy (12/31/2019)  
 Was held to negative rushing yards ..... -12, vs. Texas Tech (8/31/1996)

### Rushing Touchdowns

Had 3 or more rushing touchdowns ..... 4, at Oklahoma (9/26/2020)  
 Had 4 or more rushing touchdowns ..... 4, at Oklahoma (9/26/2020)  
 Had 5 or more rushing touchdowns ..... 5, vs. Bowling Green (9/7/2019)

Was held without a rushing touchdown ..... at Iowa State (11/21/2020)  
 Was held without a rushing touchdown in consec. games ..... vs. South Dakota and Mississippi State (2018)

### Passing Yards

Had 350 or more passing yards ..... 400, at West Virginia (11/20/2014)  
 Had 400 or more passing yards ..... 400, at West Virginia (11/20/2014)  
 Had 450 or more passing yards ..... 486, vs. Oklahoma (10/25/2008)

Was held to 200 or fewer passing yards ..... 76, at Iowa State (11/21/2020)  
 Was held to 150 or fewer passing yards ..... 76, at Iowa State (11/21/2020)  
 Was held to 100 or fewer passing yards ..... 76, at Iowa State (11/21/2020)

# THE LAST TIME...

## Passing Touchdowns

Had 3 or more passing touchdowns ..... 3, at Iowa State (11/24/2018)  
Had 4 or more passing touchdowns ..... 4, vs. Central Arkansas (9/2/2017)

**Was held without a passing touchdown ..... at Iowa State (11/21/2020)**  
Was held without a passing touchdown in consec. games ..... vs. Iowa State & Navy (2019)

## First Downs

Had 25 or more first downs ..... 25, vs. Bowling Green (9/7/2019)  
Had 30 or more first downs ..... 33, vs. Nicholls (8/31/2019)  
Had 35 or more first downs ..... 37, vs. Iowa State (10/24/1998)

**Had 15 or fewer first downs ..... 9, at Iowa State (11/21/2020)**  
**Had 10 or fewer first downs ..... 9, at Iowa State (11/21/2020)**  
Had 5 or fewer first downs ..... 3, at Colorado (10/24/1992)

## Turnovers

Lost 3 or more fumbles ..... 3, at Mississippi State (9/14/2019)  
Lost 4 or more fumbles ..... 4, vs. Eastern Kentucky (9/3/2011)  
Lost 5 or more fumbles ..... 5, vs. USC (9/21/2002)

**Threw 3 or more interceptions ..... 3, at West Virginia (10/31/2020)**  
Threw 4 or more interceptions ..... 4, vs. Purdue (12/29/1998)  
Threw 5 or more interceptions ..... 5, vs. Iowa (9/10/1988)  
**Did not throw an interception ..... vs. Kansas (10/24/2020)**  
**Did not throw an INT in consec. games ..... 2, vs. Arkansas State (9/12/2020),**  
**at Oklahoma (9/26/2020) and vs. Texas Tech (10/3/2020)**

Committed 5 or more turnovers ..... 5, at Oklahoma State (10/5/2013)  
Committed 6 or more turnovers ..... 6, at Kansas (11/18/2006)  
**Did not commit a turnover ..... vs. Texas Tech (10/3/2020)**  
**Did not commit a turnover in consec. games ..... 2, vs. Arkansas State (9/12/2020),**  
**at Oklahoma (9/26/2020) and vs. Texas Tech (10/3/2020)**

## Time of Possession

Had 35:00 or more time of possession ..... 38:03, at Kansas (11/2/2019)  
Had 36:00 or more time of possession ..... 38:03, at Kansas (11/2/2019)  
Had 37:00 or more time of possession ..... 38:03, at Kansas (11/2/2019)  
Had 38:00 or more time of possession ..... 38:03, at Kansas (11/2/2019)  
Had 39:00 or more time of possession ..... 42:52, vs. Bowling Green (9/7/2019)  
Had 40:00 or more time of possession ..... 42:52, vs. Bowling Green (9/7/2019)

Had 23:00 or less of time of possession ..... 22:47, vs. Central Arkansas (9/2/2017)  
Had 22:00 or less of time of possession ..... 18:34, at Louisville (9/17/2008)  
Had 21:00 or less of time of possession ..... 18:34, at Louisville (9/17/2008)  
Had 20:00 or less of time of possession ..... 18:34, at Louisville (9/17/2008)

## Penalties

**Had 8 or more penalties ..... 10, vs. Kansas (10/24/2020)**  
**Had 10 or more penalties ..... 10, vs. Kansas (10/24/2020)**  
**Had 12 or more penalties ..... 13, at Oklahoma (9/26/2020)**  
Had 15 or more penalties ..... 16, vs. Missouri State (9/15/2007)

**Had 5 or less penalties ..... 4, at Iowa State (11/21/2020)**  
Had 3 or less penalties ..... 2, at Texas (11/9/2019)  
Did not commit a penalty ..... 0, vs. Texas (9/29/2018)

## Penalty Yards

**Had 75 or more penalty yards ..... 81 (10 pen.) vs. Kansas (10/24/2020)**  
**Had 100 or more penalty yards ..... 108 (13 pen.) at Oklahoma (9/26/2020)**  
Had 125 or more penalty yards ..... 129 (13 pen.) vs. South Dakota (9/1/2018)  
Had 150 or more penalty yards ..... 162 (16 pen.) vs. Missouri State (9/15/2007)

**Had 40 or less penalty yards ..... 20, at Iowa State (11/21/2020)**  
**Had 20 or less penalty yards ..... 20, at Iowa State (11/21/2020)**  
Had 10 or less penalty yards ..... 3, at TCU (11/3/2018)  
Did not have any penalty yards ..... 0, vs. Texas (9/29/2018)

## ▼ K-STATE INDIVIDUAL RUSHING

### Attempts

Had 25 or more rushing attempts ..... 28, Alex Barnes at Iowa State (11/24/2017)  
Had 30 or more rushing attempts ..... 32, Alex Barnes vs. Texas Tech (11/17/2017)  
Had 35 or more rushing attempts ..... 35, Collin Klein vs. Texas A&M (11/12/2011)  
Had 40 or more rushing attempts ..... 42, Darren Sproles vs. Western Kentucky (9/4/2004)

### Yards

**Rushed for 100 or more yards ..... 125, Will Howard vs. Oklahoma State (11/7/2020)**  
Rushed for 150 or more yards ..... 184, Alex Barnes at Iowa State (11/24/2018)  
Rushed for 200 or more yards ..... 250, Alex Barnes at Baylor (10/6/2018)  
**Rushed for 100 or more yards (QB) ..... 125, Will Howard vs. Oklahoma State (11/7/2020)**  
Rushed for 150 or more yards (QB) ..... 170, Jesse Ertz at TCU (12/3/2016)  
Had two 100-yard rushers ..... 158, Alex Delton and 117, Alex Barnes vs. UCLA (12/26/2017)

Consec. 100-yard rushing games ..... 2, James Gilbert  
115 vs. Nicholls (8/31/2019) and 103 vs. Bowling Green (9/7/2019)  
Consec. 150-yard rushing games ..... 2, Alex Barnes  
250 at Baylor (10/6/2018) and 181 vs. Oklahoma State (10/13/2018)  
Consec. 175-yard rushing games ..... 2, Alex Barnes  
250 at Baylor (10/6/2018) and 181 vs. Oklahoma State (10/13/2018)  
Consec. 200-yard rushing games ..... 2, Darren Sproles  
273 vs. Missouri (11/22/2003) and 235 vs. Oklahoma (12/6/2003)

**Had a run of 50 or more yards ..... 69, Will Howard vs. Oklahoma State (11/7/2020)**  
**Had a run of 60 or more yards ..... 69, Will Howard vs. Oklahoma State (11/7/2020)**  
**Had a run of 70 or more yards ..... 80, Will Howard at TCU (10/10/2020)**  
**Had a run of 80 or more yards ..... 80, Will Howard at TCU (10/10/2020)**  
Had a run of 90 or more yards ..... 95 (TD), John Hubert vs. Missouri State (9/1/2012)

### Touchdowns

**Rushed for 3 or more touchdowns ..... 3, Skylar Thompson at Oklahoma (9/26/2020)**  
Rushed for 4 or more touchdowns ..... 4, Skylar Thompson vs. Oklahoma (10/26/2019)  
Rushed for 5 or more touchdowns ..... 5, Collin Klein vs. Texas A&M (11/12/2011)  
Had two players rush for two or more touchdowns ..... 4, Alex Barnes and 2, Winston Dimel  
at Baylor (11/19/2016)

## ▼ K-STATE INDIVIDUAL PASSING

### Attempts

**Had 30 or more pass attempts ..... 37, Will Howard vs. West Virginia (10/31/2020)**  
**Had 35 or more pass attempts ..... 37, Will Howard vs. West Virginia (10/31/2020)**  
Had 40 or more pass attempts ..... 41, Joe Hubener at Texas Tech (11/14/2015)  
Had 45 or more pass attempts ..... 48, Jake Waters vs. UCLA (1/2/2015)  
Had 50 or more pass attempts ..... 50, Collin Klein at Baylor (11/17/2012)

### Completions

Had 20 or more pass completions ..... 24, Skylar Thompson vs. West Virginia (11/16/2019)  
Had 25 or more pass completions ..... 26, Skylar Thompson vs. Texas Tech (11/17/2018)  
Had 30 or more pass completions ..... 31, Jake Waters vs. UCLA (1/2/2015)  
Had 35 or more pass completions ..... 36, Josh Freeman at Oklahoma State (10/20/2007)

### Yards

**Threw for 250 or more yards ..... 334, Skylar Thompson at Oklahoma (9/26/2020)**  
**Threw for 300 or more yards ..... 334, Skylar Thompson at Oklahoma (9/26/2020)**  
Threw for 350 or more yards ..... 400, Jake Waters at West Virginia (11/20/2014)  
Threw for 400 or more yards ..... 400, Jake Waters at West Virginia (11/20/2014)

**Consec. 200-yard passing games ..... 2, Skylar Thompson**  
**259 vs. Arkansas State (9/12/2020) and 334 at Oklahoma (9/26/2020)**  
**Consec. 250-yard passing games ..... 2, Skylar Thompson**  
**259 vs. Arkansas State (9/12/2020) and 334 at Oklahoma (9/26/2020)**  
Consec. 300-yard passing games ..... 2, Jake Waters  
300 at Baylor (12/6/2014) and 338 vs. UCLA (1/2/2015)

# THE LAST TIME...

Had a pass of 50 or more yards ..... 58, Will Howard vs. Oklahoma State (11/7/2020)  
 Had a pass of 60 or more yards ..... 66 and 70, Will Howard vs. Texas Tech (10/3/2020)  
 Had a pass of 70 or more yards ..... 70, Will Howard vs. Texas Tech (10/3/2020)  
 Had a pass of 80 or more yards ..... 82 (TD), Jesse Ertz at Texas (10/7/2017)  
 Had a pass of 90 or more yards ..... 90 (TD), Jake Waters vs. Oklahoma (11/23/2013)

## Touchdowns

Threw 2 or more touchdowns ..... 2, Will Howard vs. Kansas (10/24/2020)  
 Threw 3 or more touchdowns ..... 3, Skylar Thompson at Iowa State (11/24/2018)  
 Threw 4 or more touchdowns ..... 4, Jesse Ertz vs. Central Arkansas (9/2/2017)  
 Non-QB threw a touchdown pass ..... Alex Barnes (RB) vs. Iowa State (11/25/2017)

## Interceptions

Threw 3 or more interceptions ..... 3, Will Howard at West Virginia (10/31/2020)  
 Threw 4 or more interceptions ..... 4, Michael Bishop vs. Purdue (12/29/1998)  
 Threw 5 or more interceptions ..... 5, Carl Straw vs. Iowa (9/10/1988)

## ▼ K-STATE INDIVIDUAL RECEIVING

### Receptions

Had 8 or more receptions ..... 10, Isaiah Zuber at West Virginia (9/22/2018)  
 Had 10 or more receptions ..... 10, Isaiah Zuber at West Virginia (9/22/2018)  
 Had 12 or more receptions ..... 13, Tyler Lockett vs. UCLA (1/2/2015)  
 Had 14 or more receptions ..... 14, Tyler Lockett at Baylor (12/6/2014)

### Yards

Had 100 or more receiving yards ..... 129, Deuce Vaughn at Oklahoma (9/26/2020)  
 Had 125 or more receiving yards ..... 129, Deuce Vaughn at Oklahoma (9/26/2020)  
 Had 150 or more receiving yards ..... 166, Byron Pringle at Oklahoma State (11/18/2017)  
 Had 175 or more receiving yards ..... 196, Tyler Lockett at West Virginia (11/20/2014)  
 Had 200 or more receiving yards ..... 278, Tyler Lockett vs. Oklahoma (11/23/2013)  
 Had two 100-yard receivers ..... 121, Byron Pringle and 118, Isaiah Harris vs. UCA (9/2/2017)

Consec. 100-yard receiving games ..... 2, Isaiah Zuber  
 144 vs. UTSA (9/15/2018) and 133 at West Virginia (9/22/2018)  
 Consec. 125-yard receiving games ..... 2, Isaiah Zuber  
 144 vs. UTSA (9/15/2018) and 133 at West Virginia (9/22/2018)  
 Consec. 150-yard receiving games ..... 2, Tyler Lockett  
 158 at Baylor (12/6/2014) and 164 vs. UCLA (1/2/2015)  
 Consec. 175-yard rushing games ..... 2, Tyler Lockett  
 196 at TCU (11/8/2014) and 196 at West Virginia (11/20/2014)

Had a reception of 50 or more yards ...58, Sammy Wheeler vs. Oklahoma State (11/7/2020)  
 Had a reception of 60 or more yards ...66, Briley Moore and 70, Deuce Vaughn vs. TTU (10/3/2020)  
 Had a reception of 70 or more yards ..... 70, Deuce Vaughn vs. Texas Tech (10/3/2020)  
 Had a reception of 80 or more yards ..... 82 (TD), Dalton Schoen at Texas (10/7/2017)  
 Had a reception of 90 or more yards ..... 90 (TD), Tyler Lockett vs. Oklahoma (11/23/2013)

## Touchdowns

Had 2 or more touchdown receptions ..... 2, Malik Knowles vs. Bowling Green (9/7/2019)  
 Had 3 or more touchdown receptions ..... 3, Byron Pringle at Oklahoma State (11/18/2017)  
 Had two players with 2 or more touchdown receptions ..... 2, Tyler Lockett and 2, Curry Sexton  
 vs. Texas Tech (10/4/2014)

## ▼ K-STATE MISCELLANEOUS OFFENSE

Have two 100-yard rushers and a 100-yard receiver ..... Jesse Ertz (170 rush),  
 Justin Silmon (133 rush) and Byron Pringle (126 rec) at TCU (12/3/2016)  
 Have a 100-yard rusher and two 100-yard receivers ..... Jake Waters (105 rush),  
 Curry Sexton (128 rec) and Tyler Lockett (125 rec) vs. Texas Tech (10/4/2014)  
 Have a 100-yard rusher, 100-yard receiver and 300-yard passer ..... James Johnson (129 rush)  
 Jordy Nelson (125 rec), Deon Murphy (106 rec) and Josh Freeman (320 pass) at NU (11/10/2007)  
 Have a player with 300 yards passing and 100 yards rushing ..... Michael Bishop  
 (341 pass/101 rush) vs. Texas A&M (12/5/1998)  
 Have a player with 100 yards passing and rushing ..... Will Howard (125 rush/143 pass)  
 vs. Oklahoma State (11/7/2020)  
 Have a player with 300 or more yards of total offense ...344, Skylar Thompson (334 pass/10 rush)  
 at Oklahoma (9/26/2020)  
 Have a player with 400 or more yards of total offense ..... 413, Jake Waters (400 pass/13 rush)  
 at West Virginia (11/20/2014)

Have a player with 300 or more all-purpose yards ..... 321, Tyler Lockett  
 (196 rec/66 pr/59 kr) at West Virginia (11/20/2014)  
 Have a player with 6 or more touchdowns responsible for ..... 7, Collin Klein  
 (3 pass/4 rush) at West Virginia (10/20/2012)  
 Have a player with 4 or more touchdowns scored ..... 4, Skylar Thompson  
 (4 rush) vs. Oklahoma (10/26/2019)

Game-winning TD with less than 1:00 ...0:00, S. Thompson to I. Zuber vs. Iowa St. (11/25/2017)  
 Game-winning TD in overtime ..... Byron Pringle at Texas Tech (11/4/2017)  
 Walk-off TD in overtime ..... Collin Klein vs. Texas A&M (11/12/2011)  
**Two-point Conversion** ..... Chabastin Taylor at TCU (10/10/2020)  
 TD on an offensive fumble recovery ..... Tramaine Thompson (0 yds) vs. Texas A&M (11/12/2011)

## ▼ K-STATE TEAM DEFENSE

### Total Defense

Allow 250 or fewer total yards ..... 236 (51 rush/185 pass), vs. Iowa State (11/30/2019)  
 Allow 200 or fewer total yards ..... 140 (61 rush/79 pass), vs. Bowling Green (9/7/2019)  
 Allow 150 or fewer total yards ..... 140 (61 rush/79 pass), vs. Bowling Green (9/7/2019)  
 Allow 100 or fewer total yards ..... 53 (46 rush/5 pass), vs. Ball State (9/16/2000)

**Allow 450 or more total yards ..... 539 (240 rush/299 pass), at Iowa State (11/21/2020)**  
**Allow 500 or more total yards ..... 539 (240 rush/299 pass), at Iowa State (11/21/2020)**  
 Allow 550 or more total yards ..... 702 (322 rush/380 pass), at Oklahoma (10/27/2018)  
 Allow 600 or more total yards ..... 702 (322 rush/380 pass), at Oklahoma (10/27/2018)

### Rushing Defense

Allowed 100 or fewer rushing yards ..... 51, vs. Iowa State (11/30/2019)  
 Allowed 50 or fewer rushing yards ..... 31, vs. Texas Tech (11/17/2018)  
 Allowed 10 or fewer rushing yards ..... 10, vs. Eastern Kentucky (9/3/2011)  
 Allowed negative rushing yards ..... -13, vs. Texas A&M (10/17/2009)

Allowed 250 or more rushing yards ..... 323, vs. Navy (12/31/2019)  
 Allowed 300 or more rushing yards ..... 323, vs. Navy (12/31/2019)  
 Allowed 350 or more rushing yards ..... 373, at Oklahoma State (9/28/2019)  
 Allowed 400 or more rushing yards ..... 451 vs. Nebraska (10/7/2010)

### Rushing Touchdown Defense

**Did not allow a rushing touchdown ..... vs. Arkansas State (9/12/2020)**  
 Did not allow a rushing touchdown in consec. games ..... vs. Kansas and Texas Tech (2018)

**Allowed 3 or more rushing touchdowns ..... 3, at Iowa State (11/31/2020)**  
 Allowed 4 or more rushing touchdowns ..... 5, vs. Arkansas (1/2/2015)  
 Allowed 5 or more rushing touchdowns ..... 5, vs. Arkansas (1/2/2015)

### Passing Defense

**Allowed 200 or fewer passing yards ..... 108, vs. Oklahoma State (11/7/2020)**  
 Allowed 100 or fewer passing yards ..... 98, vs. Navy (12/31/2019)  
 Allowed 50 or fewer passing yards ..... 5, vs. Ball State (9/16/2000)

**Allowed 350 or more passing yards ..... 387, at Oklahoma (9/26/2020)**  
 Allowed 400 or more passing yards ..... 425, at Oklahoma State (11/18/2017)  
 Allowed 450 or more passing yards ..... 457, vs. Oklahoma State (11/5/2016)

### Passing Touchdown Defense

**Did not allow a passing touchdown ..... vs. Oklahoma State (11/7/2020)**  
**Did not allow a passing touchdown in consec. games ..... at TCU (10/10/2020) and  
 vs. Kansas (10/24/2020)**

**Allowed 3 or more passing touchdowns ..... 3, at Iowa State (11/31/2020)**  
**Allowed 4 or more passing touchdowns ..... 4, at Oklahoma (9/26/2020)**  
**Allowed 5 or more passing touchdowns ..... 5, vs. Arkansas State (9/12/2020)**

# THE LAST TIME...

## Tackles for Loss

Recorded 8 or more TFLs .....	8.0, vs. Oklahoma State (11/7/2020)
Recorded 10 or more TFLs .....	11.0, at TCU (12/3/2016)
Recorded 11 or more TFLs .....	11.0, at TCU (12/3/2016)
Recorded 12 or more TFLs .....	12.0, vs. Texas A&M (10/17/2009)
Recorded 13 or more TFLs .....	13.0, vs. Baylor (10/27/2007)
Recorded 14 or more TFLs .....	14.0, vs. Baylor (11/1/2003)
Did not have a TFL .....	at Iowa State (10/13/2012)

## Sacks

Recorded 4 or more sacks .....	4.0, vs. Kansas (10/24/2020)
Recorded 6 or more sacks .....	6.0, vs. Louisiana Tech (9/19/2015)
Recorded 7 or more sacks .....	8.0, vs. Baylor (11/1/2003)
Recorded 8 or more sacks .....	8.0, vs. Baylor (11/1/2003)
Recorded 9 or more sacks .....	9.0, at Kansas (10/7/2000)
Did not have a sack .....	vs. Nicholls (8/31/2019)

## Forced Turnovers

Recovered 3 or more fumbles .....	3, vs. Iowa State (11/21/2015)
Recovered 4 or more fumbles .....	4, vs. Iowa State (11/21/2015)
Recovered 5 or more fumbles .....	5, at Kansas (11/2/2002)

## Intercepted 3 or more interceptions .....

Intercepted 3 or more interceptions .....	3, at Oklahoma (9/26/2020)
Intercepted 4 or more interceptions .....	4, vs. Texas Tech (10/4/2014)
Intercepted 5 or more interceptions .....	5, vs. Texas (11/6/2010)

Forced 5 or more turnovers .....	6, at Kansas (11/30/2013)
Forced 6 or more turnovers .....	6, at Kansas (11/30/2013)

## First Downs Allowed

Allowed 15 or fewer first downs .....	14, vs. Oklahoma State (11/7/2020)
Allowed 10 or fewer first downs .....	10, vs. Iowa State (11/30/2019)
Allowed 5 or fewer first downs .....	5, vs. Bowling Green (9/7/2019)

## Allowed 25 or more first downs .....

Allowed 25 or more first downs .....	26 (14r/11p/1pn), at Iowa State (11/21/2020)
Allowed 30 or more first downs .....	32 (15r/15p/2pn), at Oklahoma (10/27/2018)
Allowed 35 or more first downs .....	38 (17r/19p/2pn), at Baylor (10/6/2018)

## Team Defensive Miscellaneous

Scored a safety .....	vs. Texas Tech (11/17/2018)
Scored two safeties .....	at Nebraska (11/12/2005)
Scored two safeties in one quarter .....	at Nebraska; 3rd quarter (11/12/2005)

## ▼ K-STATE INDIVIDUAL DEFENSE

### Tackles

Had 10 or more tackles .....	12, Elijah Sullivan vs. Texas Tech (10/3/20)
Had 12 or more tackles .....	12, Elijah Sullivan vs. Texas Tech (10/3/20)
Had 13 or more tackles .....	13, Jayd Kirby vs. Oklahoma (10/21/2017)
Had 14 or more tackles .....	14, D.J. Reed at Iowa State (10/29/2016)
Had 15 or more tackles .....	17, Charmeachealle Moore vs. West Virginia (12/5/2015)

### Tackles for Loss

Had 3 or more tackles for loss .....	3.5, Wyatt Hubert vs. Oklahoma State (11/7/2020)
Had 4 or more tackles for loss .....	4.0, Jayd Kirby at Kansas (10/28/2017)
Had 5 or more tackles for loss .....	5.0, Ian Campbell vs. Illinois State (9/2/2006)

### Sacks

Had 2 or sacks .....	2.5, Wyatt Hubert vs. Oklahoma State (11/7/2020)
Had 3 or sacks .....	3.5, Jordan Willis vs. Louisiana Tech (9/19/2015)
Had 4 or sacks .....	4.0, Chris Johnson at Missouri (11/18/2000)

### Interceptions

Intercepted 2 or more passes .....	2, Kevion McGee at Iowa State (11/24/2018)
Intercepted 3 or more passes .....	3, Allen Chapman vs. Oklahoma State (11/3/2012)
Intercepted 4 or more passes .....	4, Jaime Mendez vs. Temple (9/26/1992)

## Pass Breakups

Had 3 or more pass breakups .....	4, Justin Gardner at TCU (10/10/2020)
Had 4 or more pass breakups .....	4, Justin Gardner at TCU (10/10/2020)
Had 5 or more pass breakups .....	6, Terence Newman at Oklahoma (9/29/2001)

## Fumbles

Forced 2 or more fumbles .....	2, Reggie Walker vs. Texas Tech (11/17/2018)
Recovered 2 or more fumbles .....	2, Ian Campbell vs. Baylor (10/27/2007)

## Scoring

TD on an interception return .....	Justin Gardner (24 yards) vs. Kansas (10/24/2020)
TD on a fumble return .....	Jonathan Alexander (25 yards) vs. Nicholls (8/31/2019)
Safety via tackle in end zone .....	Steven Cline vs. Missouri (11/19/2005)

## ▼ K-STATE INDIVIDUAL SPECIAL TEAMS

### Kickoff Returns

Had 150 or more KOR yards .....	152, D.J. Reed at Kansas (10/28/2017)
Had 200 or more KOR yards .....	201, Morgan Burns vs. West Virginia (12/5/2015)

TD on a kickoff return .....	Joshua Youngblood (93 yds) vs. Iowa State (11/30/2019)
Had 2 or more KOR touchdowns .....	2, Brandon Banks (91 and 92 yds) vs. Tenn. Tech (9/26/2009)
Had KOR touchdowns in consec. games .....	2, Joshua Youngblood (100 yds) at Texas Tech and (93 yds) vs. Iowa State (2019)
Had a KOR touchdown to open a game .....	Joshua Youngblood (93 yds) vs. Iowa State (11/30/2019)

### Punt Returns

Had 75 or more punt return yards .....	189, Phillip Brooks vs. Kansas (10/24/2020)
Had 100 or more punt return yards .....	189, Phillip Brooks vs. Kansas (10/24/2020)
Had 125 or more punt return yards .....	189, Phillip Brooks vs. Kansas (10/24/2020)
Had 150 or more punt return yards .....	189, Phillip Brooks vs. Kansas (10/24/2020)

TD on a punt return .....	Phillip Brooks (55 yds and 52 yds) vs. Kansas (10/24/2020)
2 TDs on a punt returns .....	Phillip Brooks (55 yds and 52 yds) vs. Kansas (10/24/2020)
Had punt return TDs in consec. games .....	2, Aaron Lockett (69 yds) vs. Louisiana Tech and (84 yds) vs. Ball State (2000)
Had punt return TDs in 3 consec. games .....	3, David Allen (63 yds) vs. Indiana State; (69 yds) vs. Northern Illinois; (93 yds) vs. Texas (1998)

### Field Goals/PATs

Had 3 or more field goals .....	3, Blake Lynch at Texas Tech (11/23/2019)
Had 4 or more field goals .....	4, Blake Lynch vs. Texas Tech (11/17/2018)
Had 5 or more field goals .....	5, Jamie Rheem at Texas (10/2/1999)
Game-winning FG with less than one minute ...	0:03 (42 yds), Jack Cantele vs. ISU (11/21/2015)

Made a 47-yd FG or longer .....	53, Blake Lynch at TCU (10/10/2020)
Made a 48-yd FG or longer .....	53, Blake Lynch at TCU (10/10/2020)
Made a 49-yd FG or longer .....	53, Blake Lynch at TCU (10/10/2020)
Made a 50-yd FG or longer .....	53, Blake Lynch at TCU (10/10/2020)
Made a 51-yd FG or longer .....	53, Blake Lynch at TCU (10/10/2020)
Made a 52-yd FG or longer .....	53, Blake Lynch at TCU (10/10/2020)
Made a 53-yd FG or longer .....	53, Blake Lynch at TCU (10/10/2020)
Made a 54-yd FG or longer .....	54, Matthew McCrane at Texas (10/7/2017)
Made a 55-yd FG or longer .....	55, Jeff Snodgrass vs. North Texas (9/24/2005)

Made 5 or more PATs .....	7, Blake Lynch vs. Kansas (10/24/2020)
Made 6 or more PATs .....	7, Blake Lynch vs. Kansas (10/24/2020)
Made 7 or more PATs .....	7, Blake Lynch vs. Kansas (10/24/2020)
Made 8 or more PATs .....	9, Matthew McCrane vs. Florida Atlantic (9/17/2016)

### Blocked Kicks/Onside Kick

Blocked an extra point .....	Jordan Willis at Oklahoma State (10/3/2015)
Blocked a field goal .....	Wyatt Hubert at TCU (10/10/2020)
Blocked a punt .....	Seth Porter vs. Texas Tech (10/3/2020)
Had 2 or more blocked kicks .....	2, Raphael Guidry (2 FGs) at Texas Tech (10/15/2011)
TD on blocked field goal .....	Kip Daily (65 yds) at Oklahoma State (10/5/2013)
TD on blocked punt return .....	Morgan Burns (0 yds) at Kansas (11/28/2015)
Defensive extra point .....	Nigel Malone (68-yd blocked XP return) vs. Arkansas (1/6/2012)
Recovered an onside kick .....	Jayd Kirby at Stanford (9/2/2016)



# THE LAST TIME...

## ▼ OPPONENT INDIVIDUAL RUSHING

### Attempts

Had 25 or more rushing attempts .....28, Malcolm Perry, Navy (12/31/2019)  
 Had 30 or more rushing attempts ..... 31, Brennan Clay, Oklahoma (11/23/2013)

### Yards

Rushed for 100 or more yards..... 135, Breece Hall, Iowa State (11/21/2020)  
 Rushed for 150 or more yards.....213, Malcolm Perry, Navy (12/31/2019)  
 Rushed for 200 or more yards.....213, Malcolm Perry, Navy (12/31/2019)  
 Had two 100-yard rushers .....221, Kylin Hill and 159, Nick Fitzgerald, Miss. State (9/8/2018)

Had a run of 60 or more yards .....84 (TD), Chuba Hubbard, Oklahoma State (9/28/2019)  
 Had a run of 70 or more yards .....84 (TD), Chuba Hubbard, Oklahoma State (9/28/2019)  
 Had a run of 80 or more yards .....84 (TD), Chuba Hubbard, Oklahoma State (9/28/2019)  
 Had a run of 90 or more yards ..... 91 (TD), David Thompson, Oklahoma State (11/18/1995)

### Touchdowns

Rushed for 3 or more touchdowns..... 3, Jalen Hurts, Oklahoma (10/26/2019)  
 Rushed for 4 or more touchdowns..... 4, Taylor Martinez, Nebraska (10/7/2010)  
 Had two players rush for 2 or more TDs ...2, Trevone Boykin and 2, Aaron Green, TCU (10/10/2015)

## ▼ OPPONENT INDIVIDUAL PASSING

### Attempts

Had 30 or more pass attempts ..... 34, Jarrett Doege, West Virginia (10/31/2020)  
 Had 40 or more pass attempts ..... 42, Henry Colombi, Texas Tech (10/3/2020)  
 Had 45 or more pass attempts .....49, Jett Duffey, Texas Tech (11/23/2019)  
 Had 50 or more pass attempts ..... 56, Austin Simmons, South Dakota (9/1/2018)

### Completions

Had 20 or more pass completions..... 22, Jarrett Doege, West Virginia (10/31/2020)  
 Had 25 or more pass completions..... 30, Henry Colombi, Texas Tech (10/3/2020)  
 Had 30 or more pass completions..... 30, Henry Colombi, Texas Tech (10/3/2020)  
 Had 40 or more pass completions.....45, Patrick Mahomes, Texas Tech (10/8/2016)

### Yards

Threw for 250 or more yards ..... 301, Jarrett Doege, West Virginia (10/31/2020)  
 Threw for 300 or more yards ..... 301, Jarrett Doege, West Virginia (10/31/2020)  
 Threw for 350 or more yards .....387, Spencer Rattler, Oklahoma (9/26/2020)  
 Threw for 400 or more yards.....425, Mason Rudolph, Oklahoma State (11/18/2017)

Had a pass of 50 or more yards ..... 58, Jarrett Doege, West Virginia (10/31/2020)  
 Had a pass of 60 or more yards ..... 60, Brock Purdy, Iowa State (11/30/2019)  
 Had a pass of 70 or more yards .....70 (TD), Jalen Hurts, Oklahoma (10/26/2019)  
 Had a pass of 80 or more yards .....82 (TD), Tyler Murray, Oklahoma (10/27/2018)  
 Had a pass of 90 or more yards ..... 95 (TD), Carter Stanley, Kansas (11/26/2016)

### Touchdowns

Threw 3 or more touchdowns .....3, Brock Purdy, Iowa State (11/21/2020)  
 Threw 4 or more touchdowns .....4, Spencer Rattler, Oklahoma (9/26/2020)

## ▼ OPPONENT INDIVIDUAL RECEIVING

### Receptions

Had 8 or more receptions..... 8, KeSean Carter, Texas Tech (10/3/2020)  
 Had 10 or more receptions..... 10, David Sills V, West Virginia (9/22/2018)  
 Had 12 or more receptions .....13, Gary Jennings Jr., West Virginia (11/11/2017)  
 Had 14 or more receptions..... 15, Sterling Shepard, Oklahoma (10/18/2014)

### Yards

Had 100 or more receiving yards.....111, Xavier Hutchinson, Iowa State (11/21/2020)  
 Had 150 or more receiving yards ..... 160, CeeDee Lamb, Oklahoma (10/27/2018)  
 Had 200 or more receiving yards .....233, Steven Sims, Kansas (10/28/2017)  
 Had two 100-yard receivers..... 110, Devin Duvernay/110, Collin Johnson, Texas (11/9/2019)

### Touchdowns

Had 2 or more touchdown receptions .....2, Marvin Mims, Oklahoma (9/26/2020)  
 Had 3 or more touchdown receptions ..... 3, Jonathan Adams, Arkansas State (9/12/2020)  
 Had 2 players with 2 or more TD catches..... Ka'Raun White (2) and David Sills V (2), WVU (11/11/2017)

## ▼ OPPONENT INDIVIDUAL DEFENSE

### Tackles

Had 10 or more tackles ..... 15, Tony Fields II, West Virginia (10/31/2020)  
 Had 12 or more tackles ..... 15, Tony Fields II, West Virginia (10/31/2020)  
 Had 13 or more tackles ..... 15, Tony Fields II, West Virginia (10/31/2020)  
 Had 14 or more tackles ..... 15, Tony Fields II, West Virginia (10/31/2020)  
 Had 15 or more tackles ..... 15, Tony Fields II, West Virginia (10/31/2020)

### Tackles for Loss

Had 3 or more tackles for loss ..... 3.0, Justin Rice, Arkansas State (9/12/2020)  
 Had 4 or more tackles for loss .....4.0, James Lynch, Baylor (10/5/2019)

### Sacks

Had 2 or sacks ..... 2.0, Diego Fagot, Navy (12/31/2019)  
 Had 3 or sacks .....3.0, James Lynch, Baylor (10/5/2019)  
 Had 4 or sacks ..... 4.0, Mike Mamula, Boston College (12/25/1994)

### Interceptions/Pass Breakups

Intercepted 2 or more passes ..... 5, Dreshun Miller, West Virginia (10/31/2020)  
 Had 3 or more pass breakups ..... 5, Dreshun Miller, West Virginia (10/31/2020)  
 Had 4 or more pass breakups ..... 5, Dreshun Miller, West Virginia (10/31/2020)

### Fumbles

Forced 2 or more fumbles .....2, Will McDonald, Iowa State (11/21/2020)  
 Recovered 2 or more fumbles .....2, Jacquies Smith, Missouri (11/13/2010)

### Scoring

TD on an interception return .....Dylan Tonkery (18 yds), West Virginia (10/31/2020)  
 TD on a fumble return ..... Jason Taylor II (85 yds), Oklahoma State (11/7/2020)  
 Safety via tackle in end zone..... Charles Omenihu, Texas (9/29/2018)

## ▼ OPPONENT INDIVIDUAL SPECIAL TEAMS

### Kickoff Returns

Had 125 or more KOR yards..... 125, Kene Nwangwu, Iowa State (11/24/2018)  
 Had 150 or more KOR yards.....199, Tavon Austin, West Virginia (10/20/2012)  
 TD on a kickoff return..... Darryl Surgent (100 yds), Louisiana (9/7/2013)

### Punt Returns

Had 75 or more punt return yards ..... 90, D'Shawn Jamison, Texas (9/29/2018)  
 Had 100 or more punt return yards .....103, Danny Amendola, Texas Tech (10/30/2004)  
 TD on a punt return..... D'Shawn Jamison (90 yds), Texas (9/29/2018)

### Field Goals

Had 3 or more field goals .....4, Gabe Brkic, Oklahoma (10/26/2019)  
 Had 4 or more field goals .....4, Gabe Brkic, Oklahoma (10/26/2019)  
 Game-winning FG with less than one minute ...0:00 (26 yds), Cameron Dicker, Texas (11/9/2019)

### Blocked Kicks/Onside Kick

Blocked an extra point .....Myles Garrett, Texas A&M (12/28/2016)  
 Blocked a field goal..... Kyle Rose, West Virginia (11/20/2014)  
 Blocked a punt..... Jordan Sterns, Oklahoma State (11/1/2014)  
 TD on blocked punt return ..... D.J. Adeoba (26 yds), Massachusetts (9/5/2009)  
 Defensive extra point ..... Darrent Williams (85-yd blocked XP return), Oklahoma St. (10/12/2002)  
 Recovered an onside kick ..... Kansas (11/26/2016)

▼ RECORDS WATCH

▼ TEAM

PASSING YARDS PER ATTEMPT (MIN 100)

Rk	Year	Att	Yds	Avg.
1.	1998	316	3,042	9.62
6.	2012	315	2,696	8.56
7.	1995	300	2,526	8.42
8.	2017	270	2,259	8.37
9.	1997	204	1,674	8.21
10.	1999	256	2,090	8.16
	<b>2020</b>	<b>202</b>	<b>1,595</b>	<b>7.90</b>

PASSING YARDS PER COMPLETION (MIN 75)

Rk	Year	Cpl	Yds	Avg.
1.	1997	88	1,674	19.02
7.	1966	81	1,207	14.90
8.	2013	197	2,921	14.83
9.	1993	186	2,698	14.51
10.	2017	156	2,259	14.48
	<b>2020</b>	<b>112</b>	<b>1,595</b>	<b>14.25</b>

PASSING EFFICIENCY (MIN 100 ATT)

Rk	Year	Rating
1.	1998	158.4
7.	2010	143.9
8.	2017	141.7
9.	2003	137.5
10.	2008	135.1
	<b>2020</b>	<b>130.5</b>

INTERCEPTION-RETURN TOUCHDOWNS

Rk	Year	TDs
T1.	2002 and 1999	5
T3.	2004 and 1984	4
T5.	2016, 2013 and 2011	3
T8.	<b>2020 and Eight Other Times</b>	<b>2</b>

BLOCKED KICKS (SINCE 1980)

Rk	Year	Blks
1.	2008	9
2.	2003	8
3.	1995	7
T4.	2002 and 1999	6
	<b>2020</b>	<b>4</b>

GAME PUNT-RETURN YARDS

Rk	Opponent, Date	Att.	Yds
1.	vs. Kansas, 10/24/2020	7	189
2.	vs. Texas, 9/19/98	5	174

GAME PUNT-RETURN AVERAGE (MIN. 3 ATT)

Rk	Opponent, Date	Att	Yds	Avg.
1.	vs. Kansas, 10/24/2020	4	189	47.25
2.	vs. Missouri State, 9/1/2012	3	133	44.33

PUNT-RETURN YARDS

Rk	Year	Att	Yds
1.	2002	50	687
6.	1995	40	495
	1969	40	303
8.	1998	39	832
9.	2008	37	428
10.	1994	36	336
	<b>2020</b>	<b>14</b>	<b>309</b>

PUNT-RETURN AVERAGE (MIN. 10 ATT)

Rk	Year	Att	Yds	Avg.
1.	1953	13	305	23.46
2.	2007	34	766	22.53
3.	<b>2020</b>	<b>14</b>	<b>309</b>	<b>22.07</b>
4.	1998	39	832	21.33
5.	2012	19	360	18.95
6.	2014	24	432	18.00
7.	2000	41	708	17.27
8.	1949	25	417	16.68
9.	2002	50	687	13.74
10.	2017	29	395	13.62
	1993	27	362	13.41

GAME PUNT-RETURN TOUCHDOWNS

Rk	Opponent, Date	TDs
T1.	vs. Kansas, 10/24/2020	2
	<i>Tied with three other games</i>	

▼ INDIVIDUAL

GAME RUSHING YARDS (FRESHMAN)

Rk	Player vs./at Opponent, Date	Yds
1.	Parrish Fisher vs. North Texas, 9/24/2005	169
2.	Leon Patton vs. Oklahoma State, 10/7/2006*	151
3.	Allan Evridge (QB) at Nebraska, 11/12/2005	138
4.	Alex Barnes at Baylor, 11/19/2016	129
5.	<b>Will Howard (QB) vs. Oklahoma State, 11/7/2020</b>	<b>125</b>

CAREER RUSHING ATTEMPTS (QUARTERBACK)

Rk	Player, Years	Att	Yds
1.	Ell Roberson, 2000-2003	604	2,818
2.	Collin Klein, 2009-12	601	2,485
3.	Steve Grogan, 1972-74	339	585
4.	Michael Bishop, 1997-98	324	1,314
5.	<b>Skylar Thompson, 2017-20</b>	<b>307</b>	<b>1,083</b>

SEASON RUSHING YARDS (FRESHMAN)

Rk	Player, Year	Yds
1.	Leon Patton, 2006*	609
2.	Alex Barnes, 2016	442
3.	<b>Deuce Vaughn, 2020*</b>	<b>415</b>
4.	Justin Silmon, 2015	355
5.	Roosevelt Duncan, 1976*	304
	<b>Will Howard, 2020</b>	<b>244</b>

CAREER RUSHING YARDS (QUARTERBACK)

Rk	Player, Years	Att	Yds
1.	Ell Roberson, 2000-03	604	2,818
2.	Collin Klein, 2009-12	601	2,485
3.	Jesse Ertz, 2014-17	256	1,399
4.	Michael Bishop, 1997-98	324	1,314
5.	<b>Skylar Thompson, 2017-20</b>	<b>307</b>	<b>1,083</b>

SEASON RUSHING TOUCHDOWNS (FRESHMAN)

Rk	Player, Year	TDs
1.	Ayo Saba, 2002	8
2.	Alex Barnes, 2016	6
	Winston Dimel, 2015	6
	Leon Patton, 2006*	6
5.	Arthur Bailey, 1974	5
	<b>Deuce Vaughn, 2020*</b>	<b>4</b>

CAREER RUSHING TOUCHDOWNS (QUARTERBACK)

Rk	Player, Years	TDs
1.	Collin Klein, 2010-12	56
4.	Michael Bishop, 1997-98	23
5.	<b>Skylar Thompson, 2017-20</b>	<b>22</b>

CAREER PASSING ATTEMPTS

Rk	Player, Years	Att	Cpl	Int
1.	Josh Freeman, 2006-08	1,151	680	34
4.	Chad May, 1993-94	687	385	16
5.	Jake Waters, 2013-14	657	421	16
6.	<b>Skylar Thompson, 2017-20</b>	<b>652</b>	<b>390</b>	<b>12</b>

CAREER COMPLETIONS

Rk	Player, Years	Att	Cpl	Int
1.	Josh Freeman, 2006-08	1,151	680	34
4.	Jake Waters, 2013-14	657	421	16
5.	<b>Skylar Thompson, 2017-20</b>	<b>652</b>	<b>390</b>	<b>12</b>

CAREER COMPLETION PERCENTAGE (MIN. 400 ATT)

Rk	Player, Years	Cpl	Att	Pct
1.	Jake Waters, 2013-14	421	657	64.08
2.	Carson Coffman, 2007-10	270	426	63.38
3.	Collin Klein, 2009-12	370	604	61.26
4.	<b>Skylar Thompson, 2017-20</b>	<b>390</b>	<b>652</b>	<b>59.82</b>
5.	Josh Freeman, 2006-08	680	1,151	59.08

CAREER PASSING YARDS

Rk	Player, Years	Yds
1.	Josh Freeman, 2006-08	8,078
4.	Chad May, 1993-94	5,253
5.	Carl Straw, 1987-90	5,223
6.	Ell Roberson, 2000-03	5,099
7.	<b>Skylar Thompson, 2017-20</b>	<b>5,021</b>

SEASON PASSING YARDS (FRESHMAN)

Rk	Player, Year	Yds
1.	Josh Freeman, 2006*	1,780
2.	Allan Evridge, 2005	1,365
3.	<b>Will Howard, 2020</b>	<b>916</b>
4.	Darrell Dickey, 1979	895
5.	Skylar Thompson, 2017	689

SEASON PASSING TOUCHDOWNS (FRESHMAN)

Rk	Player, Year	Yds
T1.	Josh Freeman, 2006* and Allan Evridge, 2005	6
T3.	<b>Will Howard, 2020</b>	<b>5</b>
	<i>Tied with Skylar Thompson, 2017 and Paul Watson, 1988</i>	

CAREER PASSING YARDS PER GAME

Rk	Player, Years	Gms	Yds	Avg.
1.	Chad May, 1993-94	22	5,253	238.8
6.	Carl Straw, 1987-90	32	5,223	163.2
7.	Paul Watson, 1988-91	28	3,963	141.5
8.	<b>Skylar Thompson, 2017-20</b>	<b>35</b>	<b>5,021</b>	<b>143.5</b>

CAREER PASSING YARDS PER ATTEMPT (MIN 500)

Rk	Player, Years	Att	Yds	Avg.
1.	Jake Waters, 2013-14	657	5,970	9.09
2.	Jonathan Beasley, 1996-97, 1999-2000	544	4,642	8.53
3.	Ell Roberson, 2000-03	628	5,099	8.12
4.	Collin Klein, 2009-12	604	4,724	7.82
5.	<b>Skylar Thompson, 2017-20</b>	<b>652</b>	<b>5,021</b>	<b>7.70</b>

CAREER PASSING YARDS PER COMP. (MIN 300)

Rk	Player, Years	Att	Yds	Avg.
1.	Ell Roberson, 2000-03	307	5,099	16.61
2.	Jake Waters, 2013-14	421	5,970	14.18
3.	Chad May, 1993-94	385	5,253	13.64
4.	Paul Watson, 1988-91	301	3,963	13.17
5.	<b>Skylar Thompson, 2017-20</b>	<b>390</b>	<b>5,021</b>	<b>12.87</b>

CAREER PASSING TOUCHDOWNS

Rk	Player, Years	TDs
1.	Josh Freeman, 2006-08	44
4.	Michael Bishop, 1997-98	36
5.	Chad May, 1993-94	34
6.	Jonathan Beasley, 1996-97, 99-2000	33
T7.	<b>Skylar Thompson, 2017-20 / Collin Klein, 2010-12</b>	<b>30</b>

CAREER PASSING EFFICIENCY (MIN. 200 ATTEMPTS)

Rk	Player, Years	Rating
1.	Jake Waters, 2013-14	155.6
2.	Matt Miller, 1994-95	152.6
3.	Michael Bishop, 1997-98	147.6
4.	Collin Klein, 2009-12	138.4
5.	<b>Skylar Thompson, 2017-20</b>	<b>136.0</b>

SEASON RECEIVING YARDS (FRESHMAN)

Rk	Player, Year	Yds
1.	Aaron Lockett, 1998	928
2.	Kevin Lockett, 1993	770
3.	Malik Knowles, 2019	397
4.	<b>Deuce Vaughn, 2020*</b>	<b>370</b>
5.	Dominique Heath, 2015	313

SEASON RECEIVING YARDS (RUNNING BACKS)

Rk	Player, Year	Yds
1.	Mack Herron, 1969	652
2.	Mack Herron, 1968	592
3.	Henry Hawthorne, 1970	501
4.	Mike Montgomery, 1970	386
5.	<b>Deuce Vaughn, 2020</b>	<b>370</b>

**SEASON RECEIVING TOUCHDOWNS [TIGHT ENDS]**

Rk	Player, Year	TDs
1.	Henry Childs, 1972	5
T2.	Brian Lojka, 1995 and Kent Dean, 1987	4
T4.	<b>Briley Moore, 2020</b>	3
<i>Tied with Six Others</i>		

**SEASON OFFENSIVE YARDS [FRESHMAN]**

Rk	Player, Year	Rush	Pass	Total
1.	Josh Freeman, 2006	-21	1,780	1,759
2.	Allan Evridge, 2005	203	1,365	1,568
3.	<b>Will Howard, 2020</b>	244	916	1,160

**CAREER OFFENSIVE YARDS**

Rk	Player, Years	Rush	Pass	Total
1.	Josh Freeman, 2006-08	343	8,078	8,421
2.	Eli Roberson, 2000-03	2,818	5,099	7,917
3.	Collin Klein, 2009-12	2,485	4,724	7,209
4.	Jake Waters, 2013-14	796	5,970	6,766
5.	<b>Skylar Thompson, 2017-20</b>	1,083	5,021	6,104

**SEASON ALL-PURPOSE YARDS [FRESHMEN]**

Rk	Player, Year	Yds
1.	Leon Patton, 2006*	1,056
2.	Tyler Lockett, 2011*	957
3.	Aaron Lockett, 1998	940
4.	<b>Deuce Vaughn, 2020*</b>	879
5.	Kevin Lockett, 1993	770

**SEASON YARDS FROM SCRIMMAGE [FRESHMEN]**

Rk	Player, Year	Yds
1.	Aaron Lockett, 1998	940
2.	<b>Deuce Vaughn, 2020*</b>	785
3.	Kevin Lockett, 1993	770

**CAREER TDs RESPONSIBLE FOR**

Rk	Player, Years	TDs
1.	Collin Klein, 2009-12	87
2.	Eli Roberson, 2000-03	77
3.	Josh Freeman, 2006-08	64
4.	Jonathan Beasley, 1996-97, 1999-2000	59
	Michael Bishop, 1997-98	59
6.	Jake Waters, 2013-14	55
7.	<b>Skylar Thompson, 2017-20</b>	52

**CAREER POINTS SCORED**

Rk	Player, Years	Points
1.	Martin Gramatica, 1994-95, 1997-98	349
6.	Jamie Rheem, 1996-97, 1999-2000	252
7.	Eli Roberson, 2000-03	248
8.	Anthony Cantele, 2010-12	235
9.	<b>Blake Lynch, 2018-20</b>	216

**CAREER KICK SCORING**

Rk	Player, Years	Pts
1.	Martin Gramatica, 1994-95, 1997-98	349 (54 FG, 187 PAT)
2.	Matthew McCrane, 2014-17	304 (57 FG, 133 PAT)
3.	Joe Rheem, 2001-04	291 (38 FG, 177 PAT)
4.	Jamie Rheem, 1996-97, 1999-2000	252 (39 FG, 135 PAT)
5.	Anthony Cantele, 2010-12	229 (37 FG, 118 PAT)
	<b>Blake Lynch, 2018-20</b>	216 (43 FG, 87 PAT)

**CAREER FIELD GOALS MADE**

Rk	Player, Years	FG	FGA
1.	Matthew McCrane, 2014-17	57	66
2.	Martin Gramatica, 1994-95, 1997-98	54	70
3.	<b>Blake Lynch, 2018-20</b>	43	51

**SEASON 50-YARD FIELD GOALS MADE**

Rk	Player, Year	No.
T1.	M. McCrane, 2017/J. Snodgrass, 2006/M. Gramatica, 1997	3
T4.	<b>Blake Lynch, 2020</b> (Tied with five others)	2

**CAREER FIELD GOAL PERCENTAGE [MIN. 20 ATT]**

Rk	Player, Years	FG	FGA	Pct
1.	Matthew McCrane, 2014-17	57	66	86.4
2.	<b>Blake Lynch, 2018-20</b>	43	51	84.3
3.	Jamie Rheem, 1996-97, 99-2000	39	49	79.6
4.	Jack Cantele, 2013-15	28	36	77.8
5.	Brooks Rossman, 2007-08	31	40	77.5

**CAREER EXTRA POINTS MADE**

Rk	Player, Years	XP	XPA
1.	Martin Gramatica, 1994-95, 1997-98	187	192
6.	Tate Wright, 1990-93	103	113
7.	Brooks Rossman, 2007-08	98	101
9.	<b>Blake Lynch, 2018-20</b>	87	88

**CAREER SACKS**

Rk	Player, Years	Sacks	Yds
1.	Darren Howard, 1996-99	29.5	203
2.	Nyle Wiren, 1993-96	27.5	148
3.	Jordan Willis, 2013-16	26.0	164
4.	Dirk Ochs, 1993-95	24.0	139
5.	Monty Beisel, 1997-2000	22.0	182
6.	Ian Campbell, 2005-08	20.5	126
	Ryan Mueller, 2011-14	20.5	123
8.	Andrew Shull, 2000-03	20.0	141
9.	Chris Johnson, 1997-2000	18.5	126
10.	Reggie Walker, 2016-19	18.0	111
	Tim Colston, 1992-95	18.0	91
	<b>Wyatt Hubert, 2018-20</b>	17.0	114

**SEASON INTERCEPTION RETURN TOUCHDOWNS**

Rk	Player, Year	TDs
T1.	Bobby Walker, 2002 and Brad Lambert, 1984	3
T3.	Four Players (Last: Ty Zimmerman, 2013)	2
T7.	<b>AJ Parker and Justin Gardner, 2020</b>	1
<i>Tied with many others</i>		

**CAREER BLOCKED KICKS**

Rk	Player, Years	Blks
T1.	Two Players (Last: Travis Britz, 2013-15)	5
T3.	Five Players (Last: Rashad Washington, 2000-03)	4
	<b>AJ Parker, 2017-20; Brock Monty, 2017-20</b>	2

**GAME PUNT-RETURN YARDS**

Rk	Player vs./at Opponent, Date	Att	Yds
1.	<b>Phillip Brooks vs. Kansas, 10/24/2020</b>	4	189
2.	David Allen vs. Texas, 9/18/98	4	172

**SEASON PUNT-RETURN YARDS**

Rk	Player, Year	Att	Yds
1.	David Allen, 1998	33	730
6.	David Allen, 1999	28	390
7.	Terence Newman, 2002	26	388
8.	Mitch Running, 1995	34	370
9.	Andre Coleman, 1993	27	362
10.	Aaron Lockett, 2001	32	344
	<b>Phillip Brooks, 2020</b>	11	261

**CAREER PUNT-RETURN YARDS**

Rk	Player, Years	Att	Yds
1.	David Allen, 1997-2000	103	1,646
9.	Tyler Lockett, 2011-14	32	488
10.	Terence Newman, 1999-2002	27	417
	<b>Phillip Brooks, 2018-20</b>	20	387

**SEASON PUNT-RETURN AVERAGE [MIN. 1.2 ATT/GM]**

Rk	Player, Year	Att	Yds	Avg.
1.	<b>Phillip Brooks, 2020</b>	11	261	23.7
2.	Aaron Lockett, 2000	22	501	22.8
3.	David Allen, 1998	33	730	22.1
4.	Tramaine Thompson, 2012	16	316	19.8
5.	Tyler Lockett, 2014	21	402	19.1
6.	Deon Murphy, 2007	26	454	17.5
7.	Terence Newman, 2002	26	388	14.9
	D.J. Reed, 2017	17	253	14.9
9.	Yamon Figurs, 2006	22	323	14.7
10.	David Allen, 1999	28	390	13.9
	David Allen, 1997	30	403	13.4

**SEASON PUNT-RETURN TOUCHDOWNS**

Rk	Player, Year	TDs
1.	David Allen, 1998	4
2.	Aaron Lockett, 2000	3
T3.	<b>Phillip Brooks, 2020</b>	2
<i>Tied with Seven Others</i>		

**CAREER PUNT-RETURN TOUCHDOWNS**

Rk	Player, Years	TDs
1.	David Allen, 1997-2000	7
T2.	<b>Phillip Brooks, 2020</b>	3
<i>Tied with Four Others</i>		

\* Denotes true freshman