

BAYLOR

Follow **Baylor Football** on X, Instagram and Facebook: **@BUFootball**

FOOTBALL GAME NOTES



GAME 3

RV/RV **BAYLOR** (1-1, 0-0 Big 12) vs. NR/NR **SAMFORD** (0-2, 0-0 Southern)



Sept. 13, 2025 • 11 a.m. • ESPN+ • Listen: **Baylor Sports Media Network** via **ESPN Central Texas**
Waco, Texas • **McLane Stadium (45,140)** • Social Media: **@BUFootball** | **#SicEm**

MEDIA INFORMATION

TV: ESPN+

Talent: James Westling (xp),
Legar Douzable (analyst)

BU Radio: Baylor Sports Media Network

Talent: John Morris (xp), Nick Florence (analyst),
Ricky Thompson (sideline)

Satellite: Sirius XM 137 or 198

Live Stats: BaylorBears.com/Stats

X, IG, FB: **@BUFootball** | **#SicEm**

BAYLOR BEARS 1-1, 0-0 Big 12

Ranking	RV — AP, RV — Coaches
Head Coach	Dave Aranda (Cal Lutheran, 1999)
Career Record	32-31 (6th season)
Baylor Record	32-31 (6th season)
vs. SMU	first meeting

SAMFORD BULLDOGS 0-2, 0-0 SOUTHERN

Ranking	NR — AP, NR — Coaches
Head Coach	Chris Hatcher (Valdosta State, 1995)
Career Record	182-108 (26th season)
SAM Record	61-51 (11th season)
D1 Record	18-15 (three seasons)
vs. Baylor	first meeting

BAYLOR COACHING STAFF

On the Field

Dave Aranda	Head Coach
Khenon Hall	Associate Head Coach/Running Backs
Matt Powledge	Defensive Coordinator/Safeties
Jake Spavital	Offensive Coordinator/QBs
Paul Gonzales	Def. Pass-Game Coordinator/Cornerbacks
Jarrett Anderson	Tight Ends
Dallas Baker	Wide Receivers
Inoke Breckterfield	Defensive Line
Jamar Chaney	Inside Linebackers
Carson Hall	Outside Linebackers
Mason Miller	Offensive Line
Rhett Holcomb	Quarterbacks
In the Booth	
Anthony Marciano	Linebackers

BAYLOR ATHLETICS COMMUNICATIONS

BRENT INGRAM Primary Contact
210-845-8651 • Brent_Ingram@baylor.edu

MAX CALDERONE Secondary Contact
254-265-1639 • Max_Calderone@baylor.edu

JOSIE HUTTON Secondary Contact
254-709-7720 • Josie_Hutton@baylor.edu

MATT ROBERTS Secondary Contact
254-227-2280 • WM_Roberts@baylor.edu

STORY LINES

- Coming off a thrilling double overtime win at No. 17/16 SMU last week, the Bears will return home for a two-game homestand, hosting Samford in the regular-season, non-conference finale on Saturday at McLane Stadium.
- Baylor rallied from a 38-24 hole with just over eight minutes left in the game at SMU to force overtime, and after trading TDs with the Mustangs, the Bears forced a missed field goal to open the second OT and drilled a game-winning field goal from Connor Hawkins to earn its 14th straight win over SMU.
- Baylor returns a bevy of talent from a 2024 roster that featured the nation's 20th-best offense, also ranking No. 19 in scoring offense and No. 19 in team passing efficiency.
- QB **Sawyer Robertson** is the nation's leading returner in QBR (83.7), after ranking fifth nationally last year. Robertson slung 28 TDs and threw for 3,071 yards in his first season as a near full-time starter, taking over in week 3.
- RB **Bryson Washington** shattered the program freshman record for rushing yards, totaling 1,028 yards and 12 TDs.
- Punter **Palmer Williams** led the nation in punting among those who punted at least 2.5 times per game in 2024. He booted it 43 times for a 49.3 yard average, the best in school history.
- LB **Keaton Thomas** made 114 tackles last year, and enters the season as a preseason All-American, and is on the watch list for the Butkus, Nagurski and Bednarik Awards.
- Coach **Dave Aranda** is in his sixth season leading the Bears and his second season as the defensive play caller and primary inside linebackers coach.
- Offensive Coordinator **Jake Spavital** is back for year two after resurrecting the offensive fireworks in Waco in 2024. **Matthew Powledge** is in his third year as the defensive coordinator.
- Baylor AD **Mack Rhoades IV** will serve as the Chairman of the CFP Selection Committee in 2025, his second year on the committee.
- Baylor has been credited as playing the nation's toughest non-conference schedule according to On3, facing Auburn and No. 16 SMU in consecutive weeks to open the year.
- BU is coming off a season-opening loss to Auburn on Friday, falling 38-24 despite throwing for over 400 yards. It marked Robertson's second straight game with 400+ yards against an SEC foe, going for 445 vs. LSU in the Texpa Bowl.

SCHEDULE

	Aug. 29 Auburn at Baylor	FOX	L, 38-24
	Waco, Texas / McLane Stadium (45,140) / Robertson throws for 419 yards; Wilson goes for 134 yards rec.		
	Sept. 6 Baylor at #17/16 SMU	CW	W, 48-45
	Dallas, Texas / Gerald J. Ford Stadium (32,000) / Robertson throws for 440 in 2OT comeback win		
	Sept. 13 Samford at Baylor	ESPN+	11 a.m.
	Waco, Texas / McLane Stadium (45,140) / BU leads 2-0, last faced in 2005		
	Sept. 20 #24 Arizona State at Baylor	TBD	TBD
	Waco, Texas / McLane Stadium (45,140) / ASU leads, 1-0, last meeting in 1990		
	Sept. 27 Baylor at Oklahoma State	TBD	TBD
	Stillwater, Okla. / Boone Pickens Stadium (53,855) / OSU leads, 23-20, BU won in 2024 in Waco		
	Oct. 4 Kansas State at Baylor	TBD	TBD
	Waco, Texas / McLane Stadium (45,140) / KSU leads series, 11-10, won last in 2023 in Manhattan		
	Oct. 18 Baylor at TCU	TBD	TBD
	Fort Worth, Texas / Amon G. Carter Stadium (46,000) / TCU leads, 59-54-7, BU won in 2024 in Waco		
	Oct. 25 Baylor at Cincinnati	TBD	TBD
	Cincinnati, Ohio / Nippert Stadium (40,000) / BU won lone meeting in series in 2023 in Cincy		
	Nov. 1 UCF at Baylor	TBD	TBD
	Waco, Texas / McLane Stadium (45,140) / Tied, 1-1, BU won via historic comeback in 2023 in Orlando		
	Nov. 15 #20/21 Utah at Baylor	TBD	TBD
	Waco, Texas / McLane Stadium (45,140) / UU leads, 2-0, Utes won non-conf. game in Salt Lake in 2024		
	Nov. 22 Baylor at Arizona	TBD	TBD
	Tucson, Ariz. / Arizona Stadium (50,782) / BU leads, 1-0, last meeting in 1992		
	Nov. 29 Houston at Baylor	TBD	TBD
	Waco, Texas / McLane Stadium (45,140) / BU leads, 15-14-1, won in 2024 in Houston		



**DAVE
ARANDA**
HEAD COACH, SIXTH SEASON

THE ARANDA FILE

PERSONAL

Born: Sept. 29, 1976
Family: wife: Dione; children: Jaelyn, Jordyn, Ronin

EDUCATION

California Lutheran, 1999 (Philosophy)
Texas Tech, 2002 (Interdisciplinary Studies)

COACHING EXPERIENCE

1995	Redlands (Calif.) High School, DC/LB/OL
1996-99	California Lutheran, linebackers
2000-02	Texas Tech, graduate assistant
2003-04	Houston, linebackers
2005-06	California Lutheran, DC/linebackers
2007	Delta State, co-DC/secondary
2008-09	Hawaii, defensive line
2010-11	Hawaii, defensive coordinator
2012	Utah State, defensive coordinator
2013-15	Wisconsin, DC/ILB
2016	LSU, DC/linebackers
2017-19	LSU, AHC/DC/linebackers
2020-pres.	Baylor, head coach

THE ARANDA WORKSHEET

YEAR	SCHOOL	OVERALL	CONFERENCE
		RECORD	RECORD
2020	Baylor	2-7	2-7
2021	Baylor	12-2	7-2
2022	Baylor	6-7	4-5
2023	Baylor	3-9	2-7
2024	Baylor	8-5	6-3
2025	Baylor	1-1	0-0
TOTAL	6th season	32-31	21-24

BAYLOR IN THE POLLS

WEEK	W/L	AP	COACHES	CFP
PRE	0-0	RV	RV	---
WEEK 2	0-1	RV	NR	---
WEEK 3	1-1	RV	RV	--

SCOUTING THE BULLDOGS

- Samford opened the season with a 34-3 loss vs. West Georgia in Birmingham, Ala., and suffered a loss to powerhouse The Citadel on Saturday, 40-13. Last year, Samford went 4-7 and 3-4 in Southern Conference play, averaging 358.9 yards per game, including 244.5 passing, while surrendering 346.7 yards per game and 236.6 passing.
- The Bulldogs are averaging eight points per game, 361.5 yards, 57 rushing yards and 304 passing yards through two stiff games to open the year. Defensively, Samford is allowing 37 points per game, 370.5 yards of total offense, including 199.5 through the air and 171 on the ground.
- RB CJ Evans leads the team with 54 rushing yards on 14 carries with a TD, while QB Quincy Crittendon has toted it a team-high 27 times for 34 yards. Crittendon has completed 62-of-85 passes for 478 yards with three interceptions. Brady Stober is 13-of-20 for 131 yards. Preston Bird has a team-high 20 catches in two games, for 160 yards, while Jaden Gibson has 16 grabs for 125 yards. Defensively, Jaden Mosley has 19 tackles, while Carson Sloan has chipped in 17. Malik Thonrton and Quantaves Gaskins each have interceptions.
- Samford is led by a legendary figure in the Air Raid tree, Chris Hatcher, a native of Macon, Ga., who has led Samford since 2015. Hatcher previously served as the head coach at Murray State (2010-14), Georgia Southern (2007-09) and Valdosta State (2000-06). He starred at Valdosta, where he won the Division II Heisman, the Harlon Hill Trophy in 1994 as the star QB for Hal Mumme. He shattered 29 passing records as the QB at Valdosta, which is where he began his coaching career in 1995 as a student assistant. He worked on the staff at UCF in 1996, before rejoining Mumme at Kentucky as a GA in 1997-98 and as the QB/WR coach for the Cats in 1999, before taking over the Valdosta program in 2000.
- Ricky Turner serves as the assistant head coach and offensive coordinator, his sixth year with the program. DC Scott Sloan is in his first season at Samford, after two seasons as the DC at App State. Shawn Bostick is in his 11th year at Samford and his fourth as the associate head coach.
- Martin Newton, the son of longtime Kentucky Athletics Director and former Alabama head coach C.M. Newton, has been the AD at Samford since 2011. A member of the NCAA Men’s Basketball Committee, Newton is on the D1 Council and Men’s Basketball Oversight Committee. Newton opened his career with 13 years each as a member of the marketing staff at Converse and Nike, before working for two years on the staff at Kentucky.
- Newton is assisted by longtime Samford administrator, Deputy AD Michelle Durban, who spent four years prior to her 21 year tenure on the women’s basketball staff at Alabama. First-year Executive Associate AD Corey Green and Senior Associate AD JeNorri Armstead, former administrator at powerhouse Hoover High School, round out the Samford leadership team.

SERIES HISTORY

- Baylor and Samford will be meeting for the third time in series history, with the Bears winning both of the previous meetings. Both of the previous meetings were held in Waco, starting in 2002, a 56-12 win, and a 48-14 win in 2005, the last meeting.

YEAR	SCORE	SITE	DATE
2002	BU, 56-12	Waco	Sept. 7
2005	BU, 48-14	Waco	Sept. 10

LAST MEETING

- In the last meeting in 2005, the Bears took an early 10-0 lead before Samford got on the board in the second quarter. The lead grew to 31-14, before a 17-point fourth quarter pushed the final margin out to 48-14.
- Baylor got 166 yards passing from Shawn Bell, 48 yards rushing from Jacoby Jones, with Brandon Whitaker totaling a rushing TD. Trent Shelton had five catches for 54 yards, with Dominique Seigler, Mikail Baker and Paul Mosley each nabbing TDs. CJ Wilson and James Todd each had interceptions and Shaun Rochon took a kickoff 85 yards for a TD.

CONNECTING THE TEAMS

- As one of the founding figures in the Air Raid offensive philosophy, Samford head coach Chris Hatcher has had key experience with many members of the Baylor coaching staff. The most notable however is with BU offensive line coach Mason Miller, who played the 1994-96 seasons at Valdosta State. He and Hatcher were teammates in 1994, before Hatcher was a student-assistant coach in 1995. Hatcher’s historic QB season at Valdosta State came in 1994, when he won the Harlon Hill trophy.
- Samford Associate Head Coach Shawn Bostick was the graduate assistant coach for Valdosta State and Miller in 1994-96 when Miller was a fullback. Hatcher and Bostick teamed up to coach Miller in 1995.

BEARS IN NATIONAL STAT RANKINGS

• Baylor rank among the nation’s top 40 leaders in seven categories and several players rank among the nation’s leaders in 2025. BU leads the nation in passnig offense.

Statistic	NCAA Rank	Big 12 Rank	Value
First-Downs Offense	11	4	55
Kickoff Returns	34	5	24.38
Passes Intercepted	1	1	0
Passing Offense	1	1	429.5
Pass Yards/Completion	22	2	14.08
Team Passing Efficiency	37	5	159.44
Total Offense	13	3	542.0
Pass Plays of 20+ Yards	2	1	14

Sawyer Robertson, QB			
Statistic	NCAA Rank	Big 12 Rank	Value
Completions/Game	1	1	30.5
Passing Yards	2	1	859
Passing Yards/Game	1	1	429.5
Passing Yards/Completion	17	2	14.08
Passing TDs	7	2	7
Points	9	3	42
Points/Game	8	2	21.0
Total Offense	1	1	430.0
Yards/Pass Attempt	28	4	8.77
Pass Plays of 20+ Yards	1	1	14

Connor Hawkins, PK			
Statistic	NCAA Rank	Big 12 Rank	Value
Field Goal Percentage	1	1	100.0
Field Goals Per Game	30	5	1.5
Scoring	39	5	9.0
Total Points Scored	39	3	18

Jacob Redding			
Statistic	NCAA Rank	Big 12 Rank	Value
Interceptions/Game	18	5	0.50
Interceptions	10	1	1

Kobe Prentice, WR			
Statistic	NCAA Rank	Big 12 Rank	Value
Receiving TDs	2	1	3
Scoring	39	5	9.0
Total Points Scored	39	3	18
Total TDs	14	1	3

Ashtyn Hawkins, WR			
Statistic	NCAA Rank	Big 12 Rank	Value
Receiving Yards	20	2	215
Receiving Yards/Game	19	2	175.2
Receptions/Game	16	3	7.0

Kendrick Simpkins, S			
Statistic	NCAA Rank	Big 12 Rank	Value
Forced Fumbles	14	1	0.50

Josh Cameron, WR			
Statistic	NCAA Rank	Big 12 Rank	Value
Receiving Yards	25	4	205
Receiving Yards/Game	23	4	102.5
Receptions of 20+ Yards	10	1	4

Keaton Thomas, LB			
Statistic	NCAA Rank	Big 12 Rank	Value
Solo Tackles	3	1	8.00
Tackles	1	1	13.0

UP NEXT

• Baylor will host No. 24 Arizona State on Saturday at McLane Stadium.

RECORD BREAKDOWN

Current Streak	Won 1
Current Home Streak	Lost 1
Current Neutral Streak	Lost 2
Current Road Streak	Won 3
Last Win	48-45 at SMU (9/6/25)
Last Home Win	45-17 vs. Kansas (11/30/24)
Last Neutral Win	21-7 vs. #8 Ole Miss (1/1/22)
Last Road Win	48-45 at SMU (9/6/25)
Last Loss	38-24 vs. Auburn (8/29/25)
Last Home Loss	38-24 vs. Auburn (8/29/25)
Last Neutral Loss	44-31 vs. LSU (12/31/24)
Last Road Loss	43-21 at #16 Iowa State (10/5/24)

	Under	
	2025	Aranda
Home	0-1	18-13
Road	1-0	12-15
Neutral	0-0	2-2
Natural Grass	1-0	4-8
Artificial Turf	0-1	28-22
Day Games	1-0	21-17
Night Games	0-1	11-13
vs. AP Ranked Opponents	1-0	6-16
August	0-1	1-1
September	1-0	12-7
October	0-0	8-9
November	0-0	9-9
December	0-0	1-4
January	0-0	1-0
Leading at Halftime	0-0	25-6
Trailing at Halftime	1-1	5-22
Tied at Halftime	0-0	2-2
Scoring First	0-1	20-12
Opponent Scoring First	1-0	12-18
Score < 20 Points	0-0	0-13
Score 20+ Points	1-1	28-17
Score 30+ Points	1-0	25-5
Score 40+ Points	1-0	12-1
Score 50+ Points	0-0	3-0
Score 60+ Points	0-0	2-0
Opponent Scores < 20 Points	0-0	15-0
Opponent Scores 20+ Points	1-1	15-27
Opponent Scores 30+ Points	1-1	7-19
Opponent Scores 40+ Points	1-0	1-7
Gain < 20 First Downs	0-0	3-16
Gain 20+ First Downs	1-1	29-13
Opponent Gains < 20 First Downs	0-0	18-8
Opponent Gains 20+ First Downs	1-1	14-24
More Rushing Yards Than Opponent	0-0	24-7
Fewer Rushing Yards Than Opponent	1-1	8-23
Rush For < 100 Yards	0-1	3-15
Rush For 100+ Yards	1-0	28-15
Opponent Rushes For < 100 Yards	0-0	11-4
Opponent Rushes For 100+ Yards	1-1	21-25
More Passing Yards Than Opponent	1-1	17-15
Fewer Passing Yards Than Opponent	0-0	15-15
Pass For < 200 Yards	0-0	8-8
Pass For 200+ Yards	1-1	22-22
Opponent Passes For < 200 Yards	0-0	15-10
Opponent Passes For 200+ Yards	1-1	16-20
More Total Yards Than Opponent	1-1	26-10
Fewer Total Yards Than Opponent	0-0	7-20
Gain < 300 Total Yards	0-0	2-9
Gain 300+ Total Yards	1-1	30-21
Opponent Gains < 300 Total Yards	0-0	12-2
Opponent Gains 300+ Total Yards	1-1	19-28
Commit No Turnovers	0-1	11-8
Commit < 3 Turnovers	1-1	22-23
Commit 3+ Turnovers	0-0	3-2
Force < 3 Turnovers	1-1	21-27
Force 3+ Turnovers	0-0	8-3
Commit < 6 Penalties	0-0	16-14
Commit 6 or + Penalties	1-1	16-15
3rd Down % < 25	0-0	0-6
3rd Down % 25-49	1-1	21-23
3rd Down % 50+	0-0	11-1
Opponent 3rd Down % < 25	0-0	7-2
Opponent 3rd Down % 25-49	1-0	20-16
Opponent 3rd Down % 50+	0-1	5-12
Lead Time of Possession	1-0	19-10
Trail Time of Possession	0-1	13-20
Overtime Games	1-0	1-4

2025 HONORS**OMAR AIGBEDION, OL**

Outland Trophy Watch List

Preseason First-Team All-Big 12 (Phil Steele)

Preseason Second-Team All-Big 12

(Athlon, Pick Six Previews)

Preseason Second-Team All-Texas (DCTF)

TRAVION BARNES, LB

DCTF Texas 50 (No. 46)

Preseason Second-Team All-Texas (DCTF)

Preseason Third-Team All-Big 12 (Phil Steele)

Preseason Fourth-Team All-Big 12 (Athlon)

JOSH CAMERON, WR/PR

Biletnikoff Award Watch List

Hornung Award Watch List

Senior Bowl Top 300 List

Earl Campbell Tyler Rose Award Watch List

Bruce Feldman's Freaks List (No. 49)

DCTF Texas 50 (No. 23)

Preseason First-Team All-America, PR (Athlon)

Preseason All-Big 12, PR/KR (Big 12 Media)

Preseason First-Team All-Texas, WR (DCTF)

Preseason First-Team All-Big 12, WR

(Pick Six Previews)

Preseason Second-Team All-Big 12, WR

(Athlon, Phil Steele)

Preseason Second-Team All-Big 12, PR

(Phil Steele)

SIDNEY FUGAR, OL

Preseason Third-Team All-Big 12

(Pick Six Previews)

Preseason Fourth-Team All-Big 12 (Phil Steele)

CADEN JENKINS, CB

Preseason Fourth-Team All-Big 12 (Athlon)

RYAN LENGYEL, OL

Preseason Fourth-Team All-Big 12 (Athlon)

JACKIE MARSHALL, DL

DCTF Texas 50 (No. 38)

Senior Bowl Top 300 List

Preseason Second-Team All-Big 12

(Athlon, Pick Six Previews)

Preseason Second-Team All-Texas (DCTF)

Preseason Third-Team All-Big 12 (Phil Steele)

COLETON PRICE, OL

Rimington Trophy Watch List

Preseason Fourth-Team All-Big 12 (Athlon)

EYE-POPPING NUMBERS IN THE BIG D

- There were a bevy of elite numbers coming out of the 2 OT win at SMU.
- Among the notables was the 601 yards of total offense in the win, marking the second time in the last four games the Bears went over 600, last done vs. Kansas in the 2024 regular-season finale.
- Baylor saw Sawyer Robertson throw for 44 yards and four TDs, his third straight 400+ yard game, dating back to the Texas Bowl vs. LSU, and the season opener vs. Auburn. He is the first Big 12 QB with 400+ yards in the first two weeks of the year since Patrick Mahomes in 2016.
- Robertson joined Mahomes, Brandon Weeden (2011) and Robert Griffin III (2011) as the only Big 12 players in the last 15 years to throw for at least 400 yards in three straight games.
- Robertson is the third QB since 2000 to have 850+ and seven TDs+ without an interception in the first two games of the year, joining Texas Tech QB's Nic Shimonek (2017) and Cody Hodges (2005). Shimonek's feat came in a blowout win over Eastern Washington (56-10) and vs. Arizona State (52-45), while Hodges put up the numbers against non-conference walk-overs vs. FIU (56-3) and Sam Houston (80-21).

HISTORIC COMEBACK IN DALLAS

- Baylor rallied from down 38-24 with just over eight minutes left at No. 17/16 SMU to force a pair of OTs and earn the eventual win. It marked the second 14-point or more comeback for the Bears under Coach Dave Aranda, who led BU to the school record for largest deficit overcome back in 2023, a 28-point comeback at UCF.
- The Bears have had 10 comebacks of at least 14 points in the 21st century and have had four fourth quarter victories under Aranda.

CHROME DOME RETURNS

- Baylor debuted its Chrome helmets in the matchup with Auburn to open the season.
- This marked the first time since 2017 that Baylor will wear the Chrome helmets, which were made popular during a stretch from 2013-17 that saw the Bears win consecutive Big 12 Conference Championships and advance to four straight bowl games.
- Baylor debuted the chrome helmet in an electric atmosphere in 2013 vs. West Virginia, a 73-42 win.
- Overall, the Bears are 5-5 when wearing Chrome helmets:

Chrome Helmet History

10/4/2013 vs. West Virginia: W, 73-42

11/16/2013 vs. Texas Tech (Arlington): W, 63-34

1/1/2014 vs. UCF (Fiesta Bowl): L, 42-52

10/11/2014 vs. TCU: W, 61-58

12/6/2014 vs. Kansas State: W, 38-27

1/1/2015 vs. Michigan State (Cotton Bowl): L, 41-42

12/5/2015 vs. Texas: L, 17-23

9/24/2016 vs. Oklahoma State: W, 35-24

11/11/2017 vs. Texas Tech (Arlington): L, 24-38

8/29/25 vs. Auburn: L, 24-38

A BAYLOR WIN WOULD ...

- Improve Coach Dave Aranda to 33-31 in his sixth year as the head coach of the Bears.
- Make the Bears 640-629-44 all-time.
- Improve the all-time mark with Samford to 3-0.
- Give the Bears eight wins in their last 10 games.
- Conclude BU's non-conference, regular-season record at 2-1.

DAVE CALLING DEFENSIVE PLAYS

- Coach Dave Aranda enters the 2025 season in his sixth season leading the Bears.
- Aranda has taken over defensive play calling duties for the second consecutive year and serves as the lead position coach for the inside linebackers. This came after he previously let his defensive coordinators call plays, including Ron Roberts and Matt Powledge. Powledge remains the defensive coordinator and is the safeties coach in 2025.
- Aranda led the LSU defense in 2019 as the Tigers posted a perfect 15-0 record and won the National Title with a 42-25 victory over Clemson in CFP National Championship Game.
- In six seasons as defensive coordinator at Power 4 schools from 2014-19, his defenses were ranked top-12 nationally in total yards five times. The units also ranked top-10 in scoring four times in seven years from 2013-19.

Statistic	'22 (NCAA Rk.)	'23 (NCAA Rk.)	'24 (NCAA Rk.)	23-24 Improv. (NCAA Rk.)
3rd Down Conversion Pct. D	.458 (120)	.441 (108)	.358 (35)	.086 (+73)
Passes Intercepted	13 (30)	7 (109)	14 (27)	7 (+82)
Passing Yards Allowed	222.8 (62)	236.4 (84)	234.2 (94)	2.2 (-10)
Red Zone Defense	.902 (119)	.800 (35)	.792 (36)	.008 (-3)
Rushing Defense	148.2 (62)	184.9 (115)	152.0 (72)	32.9 (+43)
Scoring Defense	26.8 (69)	33.3 (113)	26.2 (79)	7.1 (+34)
Pass Eff. Defense	128.95 (60)	155.46 (126)	136.72 (84)	18.74 (+42)
Team Sacks	1.85 (92)	1.5 (114)	1.77 (83)	0.27 (+31)
Team TFLs	4.8 (105)	4.9 (102)	5.3 (81)	0.4 (+21)
Total Defense	371.0 (58)	421.3 (110)	386.2 (87)	35.1 (+23)
FEI Defensive Rating	.15 (52)	-.14 (103)	.08 (63)	.22 (+40)

SPAV IMPACT

- Baylor second-year offensive coordinator Jake Spavital, widely regarded as one of the top offensive minds in college football, had a staggering impact on the Bears in 2024.
- In just 13 games, Spavital transformed the Baylor offensive attack into a balanced, spread, up-tempo style, which resulted in one of the nation’s best units.
- Spavital has had a drastic impact on the production of the Bears offensive attack in just 13 games. Below is a comparison of the 2023 season vs. Spavital’s first year in Waco.

Statistic	2023 (NCAA Rank)	2024 (NCAA Rank)	Increase (+/- in FBS Rank)
3rd Down Conversion	.362 (94)	.438 (32)	+ .076 (+62)
Passing Yards	236.4 (36)	261.3 (34)	+ 24.9 (+2)
Pass Yards/Completion	12.0 (67)	13.43 (22)	+ 1.43 (+45)
Red Zone Offense	.745 (116)	.830 (74)	+ .085 (+42)
Rushing Offense	114.8 (109)	178.8 (42)	+ 64.0 (+67)
Sacks Allowed	2.83 (106)	1.46 (36)	+ 1.37 (+70)
Scoring Offense	23.1 (99)	34.4 (20)	+ 11.3 (+79)
TFL Allowed	4.9 (102)	3.54 (4)	+ 1.36 (+98)
Passing Efficiency	127.51 (84)	150.28 (19)	+ 22.77 (+65)
Total Offense	377.8 (71)	440.1 (20)	+ 62.3 (+51)
FEI Offensive Rating	-.28 (90)	.26 (23)	+ .54 (+67)
SP+ Offensive Rating	24.5 (78)	33.5 (25)	+ 9 (+53)
BetaRank Offensive Rating	-0.24 (89)	1.03 (13)	+ 1.27(+76)

- Under Spavital, Baylor improved its total offense by a rank of 51 spots in the NCAA stats, from 377.8 yards per game in 2023 to 440.1 yards per game in 2024.
- In the analytic stats, Baylor has improved its FEI Offensive Rating by 54 points and an increase in 67 spots in the ratings.

BAYLOR CLIPS NO. 17/16 SMU IN 20T

- Trailing 38-24 with just over eight minutes left, Baylor ripped of a historic comeback win at No. 17/16 SMU on Saturday, rallying with two TDs in the final five minutes to force overtime. After both teams traded TDs in the first TD period, SMU missed a field goal on a three-and-out to open the second OT. The Bears then rushed five straight times before Connor Hawkins drilled a game-winning 26-yard field goal to give BU its 14th straight win over the Mustangs, who were coming off a CFP apperance and year ago.
- QB Sawyer Robertson had his third straight 400+ yard game, including two straight to open the year, sliging four TDs and 440 yards. Josh Cameron and Ashtyn Hawkins each had career days receiving, with Cameron and Kobe Prentice each collecting two TD grabs. LB Keaton Thomas took over the nation’s lead in tackles early in the year with another 10+ tackle effort.
- The Bears rolled to 601 yards of total offense, and after allowing SMU to collect 282 yards of total offense, surrendered only 172 in the second half and OT periods, as the defense stiffened to keep the Bears in the game.

SAWYER ROBERTSON, QB

Davey O’Brien Award Watch List
Maxwell Award Watch List
Earl Campbell Tyler Rose Award Watch List
Manning Award Watch List
Wuerffel Trophy Watch List
Senior Bowl Top 300 List
Preseason First-Team All-Big 12 (Phil Steele)
Preseason Second-Team All-Texas (DCTF)
Preseason Third-Team All-Big 12
(Athlon, Pick Six Previews)

SAMU TAUMANUPEPE, DL

Polynesian Player of the Year Award

KEATON THOMAS, LB
Chuck Bednarik Award Watch List
Bronko Nagurski Trophy Watch List
Butkus Award Watch List
Preseason Fourth-Team All-America
(Athlon, Phil Steele, Pick Six Previews)
Preseason All-Big 12 (Big 12 Media)
Preseason First-Team All-Big 12
(Athlon, Phil Steele, Pick Six Previews)
Preseason First-Team All-Texas (DCTF)

MICHAEL TRIGG, TE

John Mackey Award Watch List
Senior Bowl Top 300 List
Preseason Second-Team All-Big 12
(Athlon, Pick Six Previews)
Preseason Third-Team All-Big 12 (Phil Steele)
John Mackey Award National TE of the Week
(Sept. 3)

DEVIN TURNER, S

Preseason Fourth-Team All-Big 12
(Pick Six Previews)

BRYSON WASHINGTON, RB
Maxwell Award Watch List
Doak Walker Award Watch List
Earl Campbell Tyler Rose Award Watch List
DCTF Texas 50 (No. 11)
Senior Bowl Top 300 List
Preseason Third-Team All-America (Athlon)
Preseason All-Big 12 (Big 12 Media)
Preseason First-Team All-Big 12
(Athlon, Phil Steele, Pick Six Previews, Sports Info Solutions)
Preseason First-Team All-Texas (DCTF)

PALMER WILLIAMS, P

Ray Guy Award Watch List
Senior Bowl Top 300 List
Preseason First-Team All-America (The Athletic)
Preseason Second-Team All-America
(Phil Steele, The Sporting News)
Preseason Third-Team All-America (Athlon)

NATIONAL POLLS (LAST WEEK)			
AP TOP 25			
1	Ohio State	2-0	1614
2	Penn State	2-0	1524
3	LSU	2-0	1487
4	Oregon	2-0	1375
5	Miami (Fla.)	2-0	1360
6	Georgia	2-0	1350
7	Texas	1-1	1248
8	Notre Dame	0-1	1086
9	Illinois	2-0	1001
10	Florida State	2-0	954
11	South Carolina	2-0	927
12	Clemson	1-1	894
13	Oklahoma	2-0	893
14	Iowa State	3-0	794
15	Tennessee	2-0	537
16	Texas A&M	2-0	532
17	Ole Miss	2-0	518
18	South Florida	2-0	444
19	Alabama	1-1	396
20	Utah	2-0	361
21	Texas Tech	2-0	347
22	Indiana	2-0	331
23	Michigan	1-1	250
24	Auburn	2-0	172
25	Missouri	2-0	109
Others receiving votes: Arizona St. 94, BYU 92, Georgia Tech 78, Florida 70, Southern Cal 64, TCU 58, Mississippi St. 52, Louisville 49, SMU 26, Nebraska 10, Tulane 9, Baylor 7, UNLV 5, Pittsburgh 3, Navy 2, Memphis 1, Vanderbilt 1.			
USA TODAY TOP 25			
1	Ohio State	2-0	1668
2	Penn State	2-0	1576
3	Georgia	2-0	1488
4	LSU	2-0	1472
5	Oregon	2-0	1423
6	Miami (Fla.)	2-0	1330
7	Texas	1-1	1288
8	Notre Dame	0-1	1041
9	Illinois	2-0	1019
10	South Carolina	2-0	1007
11	Clemson	1-1	995
12	Florida State	2-0	843
13	Ole Miss	2-0	803
14	Iowa State	3-0	794
15	Tennessee	2-0	733
16	Oklahoma	2-0	693
17	Texas A&M	2-0	514
18	Alabama	1-1	436
19	Indiana	2-0	425
20	Texas Tech	2-0	362
21	Utah	2-0	270
22	Michigan	1-1	241
23	South Florida	2-0	232
24	Arizona State	1-1	206
25	BYU	2-0	169
Others receiving votes: Missouri 142; Louisville 88; USC 87; SMU 87; Florida 68; Auburn 57; Tulane 55; TCU 36; Georgia Tech 26; Nebraska 19; Navy 16; Washington 15; Mississippi State 15; Memphis 11; Baylor 9; Vanderbilt 7; Kansas 4; UNLV 3; Pittsburgh 1; North Carolina State 1.			
Baylor Opponents & Big 12 teams in Bold			

BEARS FALL IN SEASON OPENER

- Baylor suffered a 38-24 loss vs. Auburn in its season opener on Aug. 29 at McLane Stadium, in an exciting environment dubbed “Blackout on the Brazos” that featured new chrome helmets and antracite uniforms.
- After taking an early 3-0 lead with a field goal on the opening drive, the Bears saw Auburn rip off 17 straight points to claim a lead it would not relinquish, largely on the strength of a running game that rolled to 307 yards. The Bears threw for 419 yards and three TDs behind Sawyer Robertson, who found Kole Wilson for eight catches and 134 yards, both career highs, and Michael Trigg for a career-best seven grabs and 99 yards and a score.

FURIOUS END TO 2024

- After starting the season 2-4, with narrow losses to Utah, BYU and Colorado, and a second-half lead that fell at Iowa State, the Bears limped into an idle week before facing a red-hot Texas Tech team on homecoming in Lubbock.
- The Bears exploded out of the idle week – absolutely thrashing Tech 59-35 in a game where the game was not even that close. QB Sawyer Robertson threw for five TDs in a return to his home city, in his fifth game as the starter in 2024, and the win sparked a furious six game stretch to end the regular season.
- Baylor ripped off six straight wins to finish 8-4, with the six-game stretch the longest winning streak to conclude a regular season in program history.
- BU posted a win over Oklahoma State, a walk-off field goal win over TCU, a bowl-eligible-clinching win at West Virginia, the first in Morgantown in program history, a gutsy win at Houston and a beatdown of the previous hottest team in college football – coming off three straight ranked wins – vs. Kansas, 45-17.
- Baylor lost vs. LSU in the Texas Bowl, giving up a punt and interception return for a touchdown, having its own punt returned for a TD called back, and failing to convert three red-zone chances in the LSU end.

W-L	PPG	Rush/Game	Pass/Game	Yards/Game	3rd Down %	Opp. Sacks/Game	Opp. TFL/Game
6-1	39.9	216.3	289.4	505.7	49%	1.6	2.6
2-4	28.0	135.0	228.5	363.5	38%	2.0	4.67

October National Offense - Total (FBS Rank)

Yards/Gm	Yards/Play	Total Yards	Plays	Pass Yards	Rush Yards	Points/Gm
477 (13th)	7.73 (3rd)	1,431 (37th)	187 (109th)	754 (66th)	677 (25th)	39.3 (11th)

November National Offense - Total (FBS Rank)

Yards/Gm	Yards/Play	Total Yards	Plays	Pass Yards	Rush Yards	Points/Gm
484.8 (10th)	6.44 (23rd)	1,942 (21st)	301 (24th)	1,085 (34th)	854 (28th)	34.7 (23rd)

MASON MILLER IMPACT ON O-LINE

- Baylor’s addition of second-year offensive line coach Mason Miller has paid extreme dividends, improving the Bears over the 2023 season into one of the nation’s top units, according to SportSourceAnalytics.
- After the BYU game in 2024, the Bears settled on a five-man lineup up front, including Sidney Fugar at LT, Ryan Lengyel at LG, Coleton Price at C, Omar Aigbedion at RG and Campbell Barrington at RT. The only schools ahead of Baylor in offensive line efficiency rating were New Mexico, Army, Miami (Fla.), Rice and Southern California.

2023 Offensive Line Efficiency Rating	2024 Offensive Line Efficiency Rating
Baylor - 112th	Baylor - 6th

KOLE WILSON STREAKING

- Baylor WR Kole Wilson has the third-longest streak of consecutive games with a reception, sitting at 32 straight games. He is behind only Elijah Sarratt (Indiana; 40 games) and Jyrin Johnson (Bowling Green; 35 games).
- Wilson had a splashing debut as a Bear in the season lid-lifter vs. Auburn, collecting eight catches for 134 yards, both career highs. His 57-yard grab marked a career long.

BEARS AVOID PENALTIES

- A hallmark of Coach Dave Aranda’s approach over his six seasons has been a fixture in not committing penalties. Over the 2022-23 season, the Bears committed the fewest penalties in the conference.
- Over Aranda’s first five seasons, the Bears rank seventh in the Big 12 in penalties committed, averaging just 47.6 yards per game.

STAFF ADDITIONS

- The Bears added two new position coaches for 2025, including defensive pass-game coordinator and cornerbacks coach Paul Gonzales, who spent the last 13 years at TCU, and has carved out a reputation as one of the top assistants in college football and a strong defensive mind.
- BU also added Carson Hall from Western Kentucky to coach outside linebackers. Hall spent the last two seasons coaching the defensive line at WKU, which followed two seasons as the assistant defensive line coach at his alma matter, Georgia. While at Georgia he helped the Dogs to a 29-1 record with two national championships, including a 14-0 mark in 2018. Hall played at UGA from 2014-17 and made coaching stops at LSU, Illinois and Valdosta State to open his career.
- Baylor has also added a new assistant coach (linebackers) in Anthony Marciano, a former UIW wide receiver, who spent the 2024 season in a new assistant coach role at Michigan. He was a defensive analyst at Michigan in 2022-23, which followed two seasons as a GA at Florida.
- The Bears also elevated Mark Scott, who had been the special teams coordinator, to assistant coach and kept his duties in leading the special teams unit. Rhett Holcomb, who previously was the analyst working with quarterbacks, has also been elevated to assistant coach, working with the QBs.

THREE STRAIGHT OF 400+ YARDS FOR SAWDAWG

- Baylor’s Sawyer Robertson joined Texas Tech’s Patrick Mahomes (2016), Oklahoma State’s Brandon Weeden (2011) and Baylor’s Robert Griffin III (2011) as the only Big 12 players in the last 15 years to throw for at least 400 yards in three straight games.

TRIGG NAMED NATIONAL TE OF THE WEEK

- Baylor football standout Michael Trigg was named national Tight End of the Week by the John Mackey Award, it was announced on Wednesday afternoon.
- Trigg, a native of Tampa, Fla., had career highs in catches (seven) and yards (99), adding a TD catch, in the season lid-lifter vs. Auburn on Friday night. A member of the Mackey Award Watch List, Trigg is a preseason second-team All-Big 12 selection by Athlon.
- A former top-150 recruit out of Carrollwood Day High School, Trigg had a splashing debut for the Bears in 2024, totaling 30 catches for 395 yards and three scores.

PRESEASON AWARDS AROUND

- Bears are on a total of 14 end of the year award watch lists in the preseason, including Sawyer Robertson and Bryson Washington on the Maxwell Award, which is given to the top player in college football.
- In addition, four Bears have been named a preseason All-American, including Palmer Williams, Josh Cameron, Keaton Thomas and Washington.

Bears on Preseason Award Lists

Outland Trophy (Top OL) – Omar Aigbedion
Blietnikoff Award (Top WR) – Josh Cameron
Hornung Award (most versatile) – Josh Cameron
Rimington Trophy (Top center) – Coleton Price
Davey O’Brien Award (Top QB) – Sawyer Robertson
Maxwell Award (top player) – Sawyer Robertson, Bryson Washington
Manning Award (top QB) – Sawyer Robertson
Wuerffel Trophy (top citizen) – Sawyer Robertson
Bednarik Award (top defender) – Keaton Thomas
Butkus Award (top LB) – Keaton Thomas
Nagurski Trophy (top LB) – Keaton Thomas
Mackey Award (top TE) – Michael Trigg
Walker Award (top RB) – Bryson Washington
Campbell/ Rose Award (top Texas player) – Robertson, Washington
Guy Award – Palmer Williams
Preseason All-America – Josh Cameron (Athlon), Keaton Thomas (Athlon, Phil Steele), Bryson Washington (Athlon), Palmer Williams (The Athletic, CBS, Phil Steele, Sporting News)

BAYLOR IN THE NFL

- As of Aug. 20, the Bears have 19 former players in NFL training camps, including a league-high four with the Las Vegas Raiders.
- Stars from the 2024 roster that are fighting for a spot, include WR Ketron Jackson (Raiders), LB Matt Jones (Raiders), DL Treven Ma’ae (Raiders), WR Hal Presley (Chiefs) and DL Garmon Randolph (Chargers).
- Veteran standouts include Bills LB Terrel Bernard, Bears DT Andrew Billings, Texans DB Jalen Pitre, Colts CB Xavien Howard, Jaguars LS Ross Matiscik, Chiefs WR Tyquan Thornton, Packers TE Ben Sims, Falcons DB Grayland Arnold, Raiders DB JT Woods, Patriots RB JaMycal Hasty, Jets OL Xavier Newman, Eagles DT Gabe Hall, 49ers DE William Bradley-King, 49ers LS Jon Weeks, Titans DT James Lynch and Titans LB Blake Lynch.

TEAM CAPTAINS

Game captains will be decided on a week-by-week basis. They are listed below.	
vs. Auburn	Josh Cameron, Jackie Marshall, Keaton Thomas, Sawyer Robertson
at SMU	Devyn Bobby, Ashtyn Hawkins, Ryan Lengyel, Keaton Thomas
vs. Samford	TBD
vs. Arizona State	TBD
at Oklahoma State	TBD
vs. Kansas State	TBD
at TCU	TBD
at Cincinnati	TBD
vs. UCF	TBD
vs. Utah	TBD
at Arizona	TBD
vs. Houston	TBD
Big 12 Championships	TBD

COMPARISON STATS

Baylor		SAM
1-1	Record	0-2
0-0	Conference Record	0-0
36.0	Scoring/Game	8.0
542.0	Total Offense/Game	361.5
112.5	Rushing Yards/Game	57.0
429.5	Passing Yards/Game	304.5
24.4	Kickoff Returns (avg.)	19.9
-3.0	Punt Returns (avg.)	13.0
42.0	Punting (avg.)	40.7
29:39	Time of Possession/Game	27:58
39%	Third Down Conv. (pct.)	36%
41.5	Points Allowed/Game	37.0
436.5	Total Yards Allowed/Game	370.5
235.0	Rush Yards Allowed/Game	171.0
201.5	Pass Yards Allowed/Game	199.5

DOUBLE-DIGIT TACKLE GAMES		
Player	2025	Career
Keaton Thomas	2	7
Devyn Bobby	0	1

SACK LEADERS		
Player	2025	Career
Kendrick Simpkins	1.0	7.5
Jackie Marshall	0.0	3.0
Keaton Thomas	0.0	2.5
Cooper Lanz	0.0	2.0
Carl Williams IV	0.0	1.0
Devonte Tezino	0.0	1.0
Travion Barnes	1.0	4.0
Emar’rion Winston	1.0	1.0

TFL LEADERS		
Player	2025	Career
Kendrick Simpkins	1.0	12.5
Travion Barnes	1.0	12.5
Matthew Fobbs-White	1.0	10.5
Jackie Marshall	0.0	8.5
Keaton Thomas	1.0	8.0
Carl Williams IV	0.0	6.0
Devonte Tezino	0.0	5.0
Cooper Lanz	0.0	4.0
Devyn Bobby	0.0	4.0
Kyler Jordan	0.0	2.5
Tevin Williams III	0.0	2.5
Emar’rion Winston	2.0	2.0
DJ Coleman	0.0	1.0
Caden Jenkins	0.0	1.0
Kyland Reed	0.0	0.5
Cameren Jenkins	0.0	0.5

INTERCEPTIONS		
Player	2025	Career
Devyn Bobby	0	4
Caden Jenkins	0	4
Jacob Redding	1	1
Keaton Thomas	0	1
LeVar Thornton	0	1
Carl Williams IV	0	1
Tevin Williams III	0	1

OCTOBER, NOVEMBER OFFENSIVE FIREWORKS

- Baylor ranked among the best offenses in college football over the October and November of last year, which coincided with the solidification of the offensive line starting group.
- BU checked in No. 5 in the nation in yards per game (481.43) - and second among power-4 schools - No. 5 in yards per play (6.91) - and fourth among power-4 schools - and sixth in college football in points per game (40.8). Among power-4 schools, Baylor ranked fourth in points per game.

NCAA Yards Per Game (October/November)

1. Miami (Fla.) - 504.43
2. New Mexico - 500.71
3. Utah State - 490
4. Texas State - 485.63
5. **Baylor - 481.43**
6. UTSA - 481
7. North Texas - 472.14
8. Clemson - 470
9. Ole Miss - 460
10. SMU - 457.76

NCAA Yards Per Play (October/November)

1. New Mexico - 7.24
2. Notre Dame - 7.09
3. Kansas - 7.01
4. Miami (Fla.) - 6.98
5. **Baylor - 6.91**
6. SMU - 6.88
7. Miami (Ohio) - 6.80
8. Louisiana-Lafayette - 6.693
9. Oregon - 6.690
10. Texas State - 6.66

NCAA Points Per Game (October/November)

1. Notre Dame - 45.14
2. Tulane - 40.71
3. Miami (Fla.) - 40.43
4. UTSA - 39.57
5. Indiana - 39.57
6. **Baylor - 48.43**
7. Jacksonville State - 48.25
8. Utah State - 37.13
9. Boise State - 37
9. SMU - 37
9. Buffalo - 37
9. Colorado - 37

FRONT-OFFICE STRUCTURE

- A key move in the offseason was the organization of a front-office model for all of Baylor athletics and in particular football.
- Under the direction of Executive Senior Associate AD Callie Schrank and Athletics General Manager David Kaye, the Bears have reconceptualized how to support roster construction in the revenue share era.
- Longtime Baylor football staffer Aaron Hunt has been elevated to football general manager, and the Bears have added Anthony Mauro as the assistant general manager.
- In addition, the Bears player personnel office includes Director Callie Cameron, associate director Joey Reynolds, and assistant directors Aaron Appleberry and Ed Paris.

ELITE SCHEDULE

- Baylor is one of two teams in the nation to play 11 power-4 conference opponents in 2025, joining TCU.
- The Bears have consistently been ranked as owning the toughest non-conference schedule in college football in 2025, facing Auburn, SMU and Samford. On3 and Sports Illustrated have singled out Baylor’s non-league slate as the toughest in the nation.
- According to the Kelley Ford Ratings, Baylor has the sixth-best home schedule in college football, behind only Iowa State, Oklahoma, Notre Dame, South Carolina and Oregon. Kelley Ford rates Baylor’s schedule as the 35th toughest in the nation, which includes a nine-game Big 12 Conference slate.
- The Bears will face Auburn, No. 16 SMU, Samford and No. 24 Arizona State in the first four weeks.

POWLEDGE NAMED TO 40 UNDER 40

- Baylor football defensive coordinator Matt Powledge was named a member of the Dave Campbell’s Texas Football 40 Under 40, which honors 40 coaches in the state of Texas that are under 40 years old.
- Powledge, is in his second stint on the Baylor coaching staff and his third as the defensive coordinator and safeties coach. He previously spent the 2020 and 2021 seasons as the safeties coach and special teams coordinator on Coach Dave Aranda’s staff, and was the co-defensive coordinator and safeties coach at Oregon in 2022.
- Powledge helped spur the Bears to a strong season in 2024, helping Baylor win eight games and advance to the Texas Bowl. His defensive unit sparked a six-game winning streak to conclude the regular season, the longest such streak in program history.
- The defensive improved drastically in Powledge’s second season as its coordinator, moving up 40 spots in the defensive FEI ratings, and in the national NCAA stats, BU moved up 23 spots in total defense, 31 spots in sacks, 42 spots in pass efficiency defense, 34 spots in scoring defense, 43 spots in rushing defense and 73 spots in third-down conversion percentage defense. His secondary helped BU rank No. 27 nationally in interceptions, an 82-spot improvement from his first year back in Waco.
- The 2024 defensive unit was led by a dynamic pair of inside linebackers, including first-team All-Conference stalwarts, Matt Jones and Keaton Thomas. The duo each charted over 110 tackles, becoming the first pair with 100 tackles in a season at the linebacker post since 2010.
- In his first year as the primary defensive play caller in 2023, while also working with the safeties, Powledge helped mentor freshman All-America cornerback Caden Jenkins. His tutelage saw Carl Williams IV shine after shifting to STAR from his preseason camp position of cornerback midway through the year.

BALL, BROTHERHOOD, BATTLE

- Baylor’s mantra for the offseason and heading into the 2025 season is “Ball. Brotherhood. Battle”. It started during winter conditioning following the Texas Bowl loss to LSU and has carried into the season.
- “We’ve got guys that love football,” Coach Dave Aranda said at the opening of fall camp on what ‘Ball. Brotherhood. Battle.’ meant to him. “One of the things we’re talking about on defense is asking them why they love football. Each guy will get up and talk about what their thing is and why they came to love this game. The brotherhood part is we’ve got guys that are tight and hang together off the field more than they ever have. The battle part is not accepting losing and doing whatever you can to win.”

RG3 ON HALL OF FAME BALLOT

- Baylor football legend Robert Griffin III has been featured on the ballot for the College Football Hall of Fame, it was announced by the National Football Foundation.
- Griffin is one of three former Heisman Trophy winners featured on the 2026 College Football Hall of Fame Ballot, joining Mark Ingram and Cameron Newton.
- The 2011 Heisman Trophy winner, Griffin had a historic career for the Bears from 2008-11. He set for tied 54 school records, including 20 career marks, 26 single-season and eight single-game records, including career passing yards, total offense, completions and passing TDs. He was a consensus first-team All-American in 2011, helping lead the Bears to a No. 12 national ranking, which came after a 2010 season that saw BU advance to its first bowl game in 16 years.
- Griffin boasts a bevy of awards from his Baylor career, in addition to the Heisman, including Big 12 Male Athlete of the year, the Davey O’Brien and Manning Awards, and freshman All-America honors in 2008. He was inducted into the Baylor Athletics Hall of Fame in 2022 and the Texas Sports Hall of Fame in 2012.
- The native of Copperas Cove, Texas, Griffin was the No. 2 pick in the 2012 NFL Draft, playing seven years with three teams, including a 2012 Pro Bowl season that culminated in NFL Offensive Rookie of the Year.
- A two-time academic All-American, a three-time dean’s list selection and a 10-time academic honoree by the Big 12 Conference, Griffin graduated with a bachelor’s degree in political science in 2010. He and his wife Grete, and children Reese Ann, Gloria, Gameye and Gia, have been fixtures in their community, including via the RGIII Foundation, which is committed to helping underprivileged children, military families and victims of domestic abuse.
- Griffin has become a leading voice in sports media following his playing career, and is entering his first college football season as a lead color analyst for FOX Sports, after previously working with ESPN and Netflix.
- The Bears have nine former greats inducted into the College Football Hall of Fame, most recently QB Don Trull in 2013. Safety Thomas Everett, head coach Grant Teaff, linebacker Mike Singletary, end Lawrence Elkins, tackle Jim Ray Smith, guard Bill Glass, guard Barton Koch and head coach Morley Jennings all represent BU in the CFB Hall of Fame in Atlanta.

TRACKING BAYLOR’S FOES				
Opponent	BU vs. Opp	Opp. Record	Last Game	Next Game
Auburn	L, 38-24	2-0	W, vs. Ball State	vs. South Alabama (9/13)
at #17/16 SMU	W, 48-45	1-1	L, 48-45 vs. Baylor	at Missouri State (9/13)
Samford	Sept. 13	0-2	L, 40-13 vs. The Citadel	at Baylor (9/13)
#24 Arizona State	Sept. 20	1-1	L, 24-20 at Mississippi State	vs. Texas State (9/13)
at Oklahoma State	Sept. 27	1-1	L, 69-3 at Oregon	vs. Tulsa (9/19)
Kansas State	Oct. 4	1-2	L, 24-21 vs. Army	at Arizona (9/12)
at TCU	Oct. 18	1-0	W, 48-14 at North Carolina	vs. Abilene Christian (9/13)
at Cincinnati	Oct. 25	1-1	W, 34-20 vs. Bowling Green	vs. Northwestern State (9/13)
UCF	Nov. 1	2-0	W, 68-7 vs. North Carolina A&T	vs. North Carolina (9/20)
#20/21 Utah	Nov. 15	2-0	W, 63-9 vs. Cal Poly	at Wyoming (9/13)
at Arizona	Nov. 22	2-0	W, 48-3 vs. Weber State	vs. Kansas State (9/12)
Houston	Nov. 29	2-0	W, 35-9 at Rice	vs. Colorado (9/12)

BAYLOR IN THE NFL

A total of 14 former Baylor Bears are currently on National Football League rosters. Here is the list, along with their years at BU (as of Aug. 27, 2024):

Atlanta Falcons

Grayland Arnold (2016-19)

Chicago Bears

Andrew Billings (2013-15)

Buffalo Bills

Terrel Bernard (2018-21)

Indianapolis Colts

Xavien Howard (2013-15)

Las Vegas Raiders

JT Woods (2018-21)

Kansas City Chiefs

Tyquan Thornton (2018-21)

San Francisco 49ers

Jon Weeks (2004-07)

Philadelphia Eagles

Gabe Hall (2019-23)

Jacksonville Jaguars

Ross Matiscik (2016-19)

New York Jets

Xavier Newman-Johnson (2017-20)

Green Bay Packers

Ben Sims (2018-22)

New England Patriots


JaMycal Hasty (2016-19)

Tennessee Titans

James Lynch (2017-19)

Houston Texans

Jalen Pitre (2017-21)



RHOADES NAMED CFP COMMITTEE CHAIR

- Baylor Vice President and Director of Intercollegiate Athletics Mack B. Rhoades IV will serve as the chairman of the 2025 College Football Playoff Selection Committee.
- “I am truly honored to be asked to serve as chair of the selection committee,” Rhoades said. “It was a privilege to join such a dedicated group of individuals last year, as each and every member of the committee is passionate about college football and focused on ensuring the integrity and excellence of the playoff process. I look forward to continuing our work again this fall.”
- Rhoades will be in his second year of a three-year term on the CFP selection committee after playing a role in the selection of the first 12-team field in CFP history in 2024.
- In his ninth year leading Baylor’s athletics program, Rhoades will replace Michigan Athletics Director Warde Manuel, who served as the chairman in 2024. Previously N.C. State’s Boo Corrigan chaired the committee for two seasons.
- A two-time and consecutive honoree as the nation’s athletics director of the year, Rhoades took over the Baylor Athletics program in July of 2016. He was named the 2019-20 Under Armour AD of the Year by the National Associate of Collegiate Directors of Athletics and the 2021 AD of the Year by the Sports Business Journal.
- Rhoades took over the Baylor program after serving in the same role at Missouri (2015-16), Houston (2009-15) and Akron (2006-09). He got his start in collegiate athletics at Yale (1996), Marquette (1997-98) and spent seven years as the Executive Senior Associate AD at UTEP (1998-06).

ARANDA THROUGH 63 GAMES IN BAYLOR HISTORY

- Dave Aranda is 32-31 in his first 63 games as the Baylor head coach, which is the best since Art Briles went 33-30 over his first 63 games.

Coach	63-Game Record
Dave Aranda	32-31
Matt Rhule	18-20 (only coached 38 games at Baylor)
Art Briles	33-30
Guy Morriss	18-41 (only coached 59 games at Baylor)
Kevin Steele	9-36 (45 games at Baylor)
Chuck Reedy	23-22 (45 games at Baylor)
Grant Teaff	29-24-3
John D Bridgers	36-27
George Sauer	38-21-3 (62 games at Baylor)
Frank Kimbrough	15-23-3 (41 games at Baylor)
Morley Jenkins	35-25-3
Frank Bridges	32-13-4 (50 games at Baylor)
Charles P. Mosley	30-18-4 (55 games at Baylor)

JACKIE READY FOR SENIOR STANZA

- A major storyline for the Bears in 2024 was the return to full health of defensive lineman Jackie Marshall. A freak athlete who suffered a season-ending injury during spring practice before the 2023 season, Marshall is regarded by the BU coaching staff as owning the ability to be one of the best defensive linemen in college football.
- A 6-foot-3, 306-pound product of LaPlace, La., Marshall came to the Bears as a middle linebacker and has blossomed in the weight room to become an absolute force and a team leader.
- Marshall benches 425 pounds – second-best on the team, squats 583 pounds – third-best on the team. He came to the Bears as a 6-foot-2, 235-pound linebacker from East St. John High School and has put on 71 pounds since arriving.
- On the field, Marshall will anchor a defensive line with senior Cooper Lanz. He enters 2025 with 64 career tackles, 14 starts, 8.5 TFLs and three sacks.
- Marshall is a preseason all-conference selection by Athlon and Phil Steele.

NATION'S BEST PUNTER

- Baylor boasts the nation's best punter coming into 2025, junior Palmer Williams. A three-year starter out of Advance, N.C., Williams had a historic season as a sophomore, putting for a school-record 49.35 average on 43 punts, which led the nation among those who punted at least 2.5 times per game.
- Williams, a 6-foot-2, 203-pound athlete, has averaged over 46 yards per punt in his first two seasons, which ranks just shy of qualifying as the best in Baylor career history.
- Williams enters the 2025 season as a preseason first-team All-American by The Athletic, second team by CBS, Phil Steele and the Sporting News, and third team by Athlon.
- Williams had the best punting game in program history at Utah in 2024, booting it six times for an average of 62.7, with a long of 79 and two downed inside the 20-yard line.

BAYLOR VS. TOP-25 FOES

- Baylor beat SMU in its first ranked matchup of the year and first since facing Utah and BYU last year.
- BU is 60-199-6 against ranked foes all-time. In 2021, Baylor went 5-1 against ranked teams, including wins in four-straight chances, and three straight against top-eight foes.
- Under Coach Dave Aranda, the Bears are 6-14 vs. AP top-25 ranked foes.
- By comparison, former coach Art Briles lost 14 straight games against ranked foes to open his career, going 11-22 against ranked opponents in his career. Jim Grobe went 0-2 in his season in Waco, and Matt Rhule went 0-11 against ranked opponents at Baylor.

Baylor vs. Ranked Foes under Coach Dave Aranda (6-14)			
Date	Opponent	Ranking	Final Score
11/7/20	at Iowa State	#17/17	L, 38-31
12/5/20	at Oklahoma	#13/13	L, 27-14
12/12/20	Oklahoma State	#22/RV	L, 42-3
9/25/21	Iowa State	#14/14	W, 31-29
10/2/21	at Oklahoma State	#19/18	L, 24-14
10/16/21	BYU	#19/20	W, 38-24
11/13/21	Oklahoma	#4/4	W, 27-14
12/4/21	vs. Oklahoma State	#7/7	W, 21-16
1/1/22	vs. Ole Miss	#8/8	W, 21-7
9/19/22	at BYU	#21/25	L, 26-20
10/1/22	Oklahoma State	#9/7	L, 36-25
11/12/22	Kansas State	#23/22	L, 31-3
11/19/22	TCU	#4/4	L, 29-28
11/25/22	Texas	#24/24	L, 38-27
9/9/23	Utah	#12/12	L, 20-13
9/23/23	Texas	#3/6	L, 38-6
11/11/23	at Kansas State	#25	L, 59-25
9/7/24	at Utah	#11/11	L, 28-13
9/28/24	BYU	#22/22	L, 34-28
9/4/25	at SMU	#17/16	W, 48-45

GRADUATES

- Baylor has 11 players on its roster who have already graduated, including Michael Allen, Josh Cameron, Placide Djungu-Sungu, Adonis Friloux, Tyler Kirkwood, Cooper Lanz, Ryan Lengyel, KJ Makins, Jackie Marshall, Kendrick Simpkins and Devin Turner.

BROTHERS IN ARMS

- Baylor has a pair of brothers on its 2025 roster, including defensive backs Caden and Cameren Jenkins, and offensive lineman Kaden and Koltin Sieracki.
- The Jenkins are reunited after Cameren started his career in the safety rotation at UNLV in 2023 and played in four games to preserve a redshirt in 2024. He joins his 2023 Freshman All-America brother, Caden, who starred at cornerback in 2023.
- The Sierackis are reunited after Kaden played the last three years for the Bears, redshirting in 2022 and earning a starting job in 2023 and serving as the sixth lineman in 2024. Koltin was a highly recruited prospect out of The Woodlands who redshirted the 2024 season and is poised to be a key member of the rotation in 2025.

300+ YARD PASSING GAMES		
Player	2025	Career
Sawyer Robertson	2	6

100-YARD RUSHERS		
Player	2025	Career
Bryson Washington	1	7
Dawson Pendergrass	0	3

100-YARD RECEIVERS		
Player	2025	Career
Ashtyn Hawkins	1	9
Josh Cameron	1	5
Kole Wilson	1	3

TIMES LED THE TEAM ...	
Rushing Yards: Bryson Washington (2)	
Receiving Yards: Kole Wilson (1), Josh Cameron (1)	
Receptions: Kole Wilson (1), Ashtyn Hawkins (1)	
Passing Yards: Sawyer Robertson (2)	
Tackles: Keaton Thomas (2)	
Sacks: Kendrick Simpkins (1), Emar'ion Winston (1), Travion Barnes (1)	
* In the event players tied for the team lead, each is listed.	

BAYLOR COMMUNICATIONS
CONTACTS



Associate AD/Communications
Primary Football Contact
Brent Ingram - 210-845-8651
brent_ingram@baylor.edu



Director/Communications
Assistant Football Contact
Max Calderone - 254-265-1639
max_calderone@Baylor.edu



Associate Director/
Communications
Assistant Football Contact
Josie Hutton - 254-709-7720
josie_hutton@Baylor.edu



Director/Communications
Assistant Football Contact
Matt Roberts - 254-265-1639
WM_Roberts@Baylor.edu



Associate Director/
Communications
Colin Pirtle - 940-564-0351
colin_pirtle1@baylor.edu



Director of Sports Journalism
Jerry Hill - 254-709-4994
jerry_hill@baylor.edu



Associate AD/Broadcasting
John Morris - 254-709-9687
john_morris@baylor.edu



collegepressbox is the official media website for Division I football. Access and download game notes, quotes, statistics, media guides, headshots, logos and more for all FBS schools, conferences, postseason games, awards and the College Football Playoff. For access, please register for an account at collegepressbox.com/register.

SAWDAWG

- Baylor’s season turnaround came as a product of Sawyer Robertson taking the starting QB job from preseason starter Dequan Finn, who bowed out of the season following the Utah start, preserving his eligibility for an additional season that has seen him transfer to Miami (Ohio).
- Robertson starred the moment he took over and finished the year as the fifth-highest rated QBR (83.7) in college football, behind only Cam Ward, Dillon Gabriel, Kurtis Rourke and Jaxson Dart. That makes him the highest rated returning QBR in college football in 2025.
- A native of Lubbock, Robertson enters the 2025 season as a Heisman Trophy candidate, who is on the Maxwell Award, Davey O’Brien Award, Wuerffel Trophy and Manning Award Watch Lists.
- The 6-foot-4, 220-pound redshirt senior who transferred from Mississippi State in 2023, served as a part-time starter in relief of Blake Shapen in his debut season, with Shapen battling injury. He then lost the preseason QB battle to Finn in a tightly contested competition, but the moment Robertson took over in week 3, it was his job and his team.
- Robertson threw for 3,071 yards and 28 TDs on 229-of-368 passing, an average of 255.9 yards per game, while also rushing for four TDs, despite playing on a bad leg for the final four games of the year.
- He threw for 300+ yards in four games in 2024, already seventh-best in program history, and had a 445 yard passing game vs. LSU in the Texas Bowl.
- Robertson was an invitee to the Manning Passing Academy in the offseason, has taken advantage of his NIL opportunities by gifting the entire roster in 2024 Yeti Coolers, and has been the clear physical and vocal leader of the offense entering 2025.
- The son of a pastor, Robertson leads out vocally with his faith in God and has been an inspiration to the entire Baylor Family with his God-fearing spirit.

2025 Week-by-Week QBR

Opponent	Passing	Pass Yards-TD	Completion %	Rush-Yards-TD	QBR
*vs. Auburn	27-for-48	419-3	56.3	4-19-0	65.6
*at SMU	34-for-50	440-4	68.0	6-20-0	91.7

2024 Week-by-Week QBR

Opponent	Passing	Pass Yards-TD	Completion %	Rush-Yards-TD	QBR
vs. Tarleton	3-for-5	67-1	60%	0-0-0	97.9
*vs. Air Force	18-for-24	248-0	75%	3-5-1	83.1
*at Colorado	11-for-21	148-2	52.4%	9-82-1	92.8
*vs. BYU	27-for-48	324-3	56.3%	12-29-1	73.4
*at Iowa State	25-for-44	258-3	56.8%	3-24-0	88.8
*at Texas Tech	21-for-32	274-5	65.6%	4-16-0	78.6
*vs. Oklahoma St.	11-for-19	222-3	57.9%	8-73-1	88.8
*vs. TCU	19-for-34	242-0	55.9%	9-28-0	80.1
*at WVU	26-for-36	329-3	72.2%	2-5-0	86.0
*at Houston	15-for-23	304-2	65.2%	3-14-0	56.7
*vs. Kansas	23-for-31	310-4	74.2%	6-11-0	88.6
*vs. LSU	30-for-51	445-2	58.8%	4-3-0	72.1

*indicates start

PRONUNCIATION GUIDE

Omar AIGBEDION – eye-BED-ee-on
Leo ALMANZA Jr. – al-MAHN-zah
TRAVION Barnes – TRAY-vee-on
Kyler BEATY – BAY-tee
Caden BOENIG – BAY-nig
Demetrius BRISBON – BRIZ-bin
PLACIDE DJUNGU-SUNGU – pluH-SEED
JOON-goo SOON-goo
Daniel EDENI – eh-DEN-ee
Adonis FRILOUX – FREE-loo
Sidney FUGAR – FOO-gahr
DK KALU – CAL-loo
Matthew KLOPFENSTEIN – KLOF-fen-stine
Drake KNOBLOCH – KNOB-lock
Ryan LENGYEL – lin-GELL
Tonga LOLOHEA – lo-lo-HAY-uh
Alessandro LORENZETTI – lo-ren-ZETT-ee
Ronnie MAGEO – muh-GOW

Cody MLADENKA – mhlA-DINK-uh
KAMAURYN Morgan – kah-MAHR-ee-in
Bo ONU – OH-new
Kobe PRENTICE – PREN-tiss
SAWYER Robertson – SAW-yur
Dylan SCHAUB – SHAWB
Kaden SIERACKI – sir-ACK-ee
Koltin SIERACKI – sir-ACK-ee
Wyatt SWANER – SWAN-nur
SAMU TAUMANUPEPE – sah-MOO
tah-MAHN-oo-pep-aye
Cade TESSIER – TESS-ee-ay
Devonte TEZINO – TEZ-know
CALDRA Williford – cal-DRAY
EMAR’RION Winston – e-MAHR-ee-on
KE’BREION Winston – KEY-bree-on
Kris WOKOMAH – wuh-KOH-mah

2024 National QBR Leaders

Rank	Player (School)	QBR Rating
1.	Cam Ward (Miami, Fla.)	88.0
2.	Dillon Gabriel (Oregon)	86.5
3.	Kurtis Rourke (Indiana)	85.7
4.	Jaxson Dart (Ole Miss)	84.7
5.	Sawyer Robertson (Baylor)	83.7
6.	Blake Horvath (Navy)	83.4 [139 pass attempts]
7.	Will Howard (Ohio State)	83.0
8.	Jalen Milroe (Alabama)	82.8
9.	Haynes King (Georgia Tech)	82.4
10.	Drew Allar (Penn State)	81.6

TIGHT-END DEPTH

- Under former OC Jeff Grimes, who was also the TE Coach, the Bears collected tight ends. When new OC Jake Spavital arrived in 2024 for his first season he had to adapt to having eight tight ends on the roster.
- The Bears’ TE depth is led by senior Michael Trigg, who is on the Mackey Award Watch List, given to the nation’s top TE, and is a former top-150 recruit who transferred from USC and Ole Miss, and led the Bears TE’s with 30 catches for 395 yards and three TDs last year.
- BU is also boosted by recently betrothed junior Matthew Klopfenstein, an Arizona native, who had six catches for 62 yards and a TD in 2024.
- Also available include Hawkins Polley, Cody Mladenka and Brody Wilhelm, who will help the Bears replace veteran tight end/fullback Gavin Yates who was lost to graduation.

BAYLOR IN OVERTIME GAMES

- Baylor is 7-11 in overtime all-time, including a 3-3 mark at home and 3-7 record away and 1-1 in neutral-site games.

Date	Opponent	Home/Away	Number of Overtimes	Final Score
Nov. 16, 1996	Missouri	Home	3	L, 49-42
Sept. 4, 1999	Boston College	Away	1	L, 30-29
Sept. 22, 2001	New Mexico	Home	1	W, 16-13
Oct. 30, 2004	Texas A&M	Home	1	W, 35-34
Oct. 1, 2005	Texas A&M	Away	2	L, 16-13
Oct. 22, 2005	Oklahoma	Away	2	L, 37-30
Sept. 23, 2006	Army	Home	1	L, 27-20
Oct. 7, 2006	Colorado	Away	3	W, 34-31
Nov. 12, 2011	Kansas	Away	1	W, 31-30
Nov. 24, 2012	Texas Tech	Neutral	1	W, 52-45
Nov. 27, 2015	TCU	Away	2	L, 28-21
Oct. 12, 2019	Texas Tech	Home	2	W, 33-30
Nov. 9, 2019	TCU	Away	3	W, 29-23
Dec. 7, 2019	Oklahoma	Neutral	1	L, 30-23
Oct. 3, 2020	West Virginia	Away	2	L, 27-21
Sept. 10, 2022	BYU	Away	2	L, 26-20
Nov. 4 2023	Houston	Home	1	L, 25-24
Sept. 21, 2024	Colorado	Away	1	L, 38-31
Sept. 6, 2025	SMU	Away	2	W, 48-45

WELCOME TO THE WR CORPS

- With the loss of senior stalwarts Monaray Baldwin, Hal Presley and Ketron Jackson, Baylor's wide receiver unit is breaking in some new faces under Coach Dallas Baker.
- The Bears were active in the transfer portal and have added three dynamic new additions, including San Diego State's Louis Brown IV, Alabama's Kobe Prentice, and Texas State's Kole Wilson. The trio are poised to make an immediate impact on that unit.
- Prentice played in 36 games with three starts over his Alabama career, catching 60 balls for 780 yards and five TDs, including 31 catches for 337 yards and two TDs in his freshman season. Brown was a summer portal add and has shined throughout fall camp, earning a single-digit number in a voting of his teammates. Brown played the 2024 season at San Diego State, where he had 38 catches for 620 yards and three TDs. Over his time at SDSU and Colorado State, Brown has 97 catches for 1,199 yards and eight TDs. Wilson, who also earned a single-digit number, comes to the Bears with 109 career catches for 1,377 yards and 12 TDs in just two years at Texas State. A 5-foot-9 speedster, Wilson also has averaged 28.9 yards per kickoff return in his career, a role that he is competing for with the graduation of 2024 kickoff return specialist Jamaal Bell.
- In preseason camp the Bears also got another piece of great news, as sixth-year senior Ashtyn Hawkins was granted an additional year of eligibility by the NCAA. Hawkins, an electric 5-foot-10, 168-pound native of DeSoto, Texas, ranked second on the team with 45 catches for 567 yards and five TDs in his debut season at Baylor after transferring from Texas State.
- Combined with All-America receiver and punt returner Josh Cameron, who led the team with 52 catches for 754 yards and 10 TDs, and tight end Michael Trigg, the Bears return three of their top four pass catchers from a year ago.
- In addition to the return of Cameron and Hawkins, and the add of Brown, Prentice and Wilson, the Bears are excited about the progress of sophomore Jadon Porter, who has earned consistent praise from Baker as the next great Baylor WR star. A former four-star recruit out of nearby Lorena, Porter made two catches for 23 yards while playing in a deep WR playing rotation in 2024.

HELMET STICKERS IN MEMORY, PRAYER

- Baylor is wearing three different helmet stickers over the course of the season, including two throughout the year. Below is a visual of each of the stickers and their meaning.



- Baylor is joining every college in the state of Texas in wearing this sticker to honor the victims of the tragic flood victims of Central and South Texas.



- Throughout the season, Baylor will wear the 95 "AP" sticker on its helmets to recognize the memory of redshirt freshman defensive lineman Alex Foster, 18, who passed away in May in Greenville, Miss.



- For its matchup with Arizona State, Baylor will wear a helmet sticker to honor the passing of BU Hall of Fame QB J.J. Joe, who spent two decades as the analyst for Baylor Football in the radio booth.

TRIGG A MATCHUP NIGHTMARE

- Senior tight end Michael Trigg came to the Bears after starting his collegiate career with stops at USC and Ole Miss, where he was a former top-150 recruit out of Tampa, Fla.
- Trigg is a 6-foot-4, 240-pound freakshow, who is a matchup nightmare for any level of defender choosing to cover him.
- He caught 30 balls for 395 yards and three TDs in his debut season at Baylor, despite missing contests vs. BYU and LSU.
- Often a guy who is split out from the line of scrimmage, Trigg has been praised by TE Coach Jarrett Anderson as someone who is improving in his ability to block with his hand in the dirt.
- Trigg enters the season on the watch list for the John Mackey Award, given to the nation's top tight end.

KNIGHT(EN) MOVES

- With the season-ending injury to Dawson Pendergrass in fall camp, the Bears will be seeking a major impact from true freshman running back Caden Knighten, a 5-foot-11, 212 pound product of Pauls Valley [Okla.] High School.
- Knighten enrolled early in the spring and was an immediate story, showcasing a bruising style and elite athleticism as a former four-star recruit who rushed for 1,883 yards with 617 receiving yards and 38 total TDs as a senior.
- Knighten will compete with fellow four-star recruit Michael Turner, walk-on Joseph Hagman and Joseph Dodds to earn carries behind preseason All-America tailback Bryson Washington.

WHO IS AT CORNER?

- The Bears are facing a battle at the cornerback positions, as BU must replace Lorando "Snaxx" Johnson in coverage. Baylor returns starter Caden Jenkins, a 2023 freshman All-America selection, who is battling for a starting job in 2025.
- Other candidates to breakout at CB include redshirt sophomore LeVar Thornton, a lengthy freak at 6-foot-3, 182 pounds, redshirt senior Tevin Williams, who made three starts in 2024 and four in 2023 and has had a great camp and spring, and Ohio State transfer Calvin Simpson-Hunt, a 215-pound physical monster out of Waxahachie.
- The Bears also welcome back Reggie Bush as a valuable piece, and has added transfers in Caldra Williford (Tennessee Tech) and KJ Makins (Houston Christian).
- The CBs have a new position coach in Paul Gonzales, a longtime secondary coach at TCU, and a mind that regarded as one of the best defensive minds in the state of Texas.

PENDGRESS OUT FOR THE YEAR

- Baylor suffered a challenging injury in the preseason as junior running back Dawson Pendergrass was declared out for the year.
- A bruising 6-foot-2, 234-pound native of Alba, Texas, Pendergrass formed a dynamic duo with Bryson Washington last year, with the pair ranking as the only power-4 school with a 1,000-yard rusher and a 600-yard rusher in the regular season.
- Pendergrass rushed 121 times for 671 yards with six TDs as a sophomore, which followed a 79 rush, five TD, 338-yard season as a true freshman in 2023. He had a monster game vs. Oklahoma State, rushing just six times for 142 yards and a score.

LANZ MAN SHIFTS OUT

- A stalwart on the defensive line for the last three seasons has been Denton, Texas, native Cooper Lanz.
- A 6-foot-4, 286-pound grinder, Lanz has been forced to play out of position the last two years as the Bears have struggled to find a nose tackle to replace large-body man Siaki Ika, who starred at that spot in 2021 and 2022. Lanz, a former star at powerhouse Denton Guyer, has shifted to less of a nose tackle role in 2025, allowing his size to play better on the outside.
- Lanz has played in 34 games and made 13 starts entering 2025, and earned a single-digit jersey number in a voting of his teammates during training camp. He is poised to team with Jackie Marshall, Devonte Tezino and a cast of characters at NT to support the new-look defensive line.
- New NT options include 376 pound Sam Taumanupepe, a transfer from Texas A&M, Tulane transfer Adonis Friloux, at 346 pounds, and the Bears have seen a emergence of DK Kalu, at 6-foot-4, 309 pounds.

ELITE SPECIAL TEAMS, AGAIN

- For the last two years, Baylor has boasted one of the nation’s top-rated special teams units according to FEI Rankings on BCFToys.com.
- The Bears ranked as the nation’s best special teams unit in 2023, before finishing No. 10 in 2024. Ranked No. 4 entering the bowl game, the Bears allowed a punt return for a touchdown that blemished the final tally and pushed BU to No. 10.
- Entering 2025, the Bears return the nation’s best punter, Palmer Williams, and the nation’s best punt returner, Josh Cameron. There is a battle for the placekicking and kickoff job between freshman Rhett Armstrong and redshirt freshman Connor Hawkins, and the long snapper battle will come down to Drake Knobloch and Dylan Schaub.
- FEI Special Teams Ratings (SFEI) are opponent-adjusted possession efficiency data representing the scoring advantage per non-garbage possession a team’s non-offensive and non-defensive units would expect to have on a neutral field against an average opponent.

2024 FEI Special Teams Rankings

Rank	Team	SFEI
1.	Kentucky	.15
2.	Florida	.15
3.	Florida State	.14
4.	Michigan	.14
5.	Vanderbilt	.14
6.	Iowa	.13
7.	Illinois	.12
8.	Louisville	.12
9.	Tennessee	.11
10.	Baylor	.11

2023 FEI Special Teams Rankings

Rank	Team	SFEI
1.	Baylor	.13
2.	Alabama	.13
3.	Texas	.13
4.	Notre Dame	.12
5.	Stanford	.10

D-BOB, CARL WILLIAMS LEADS SECONDARY

- The Bears enter the 2025 season with some questions to be answered about the secondary, including at the safety spot, after the graduation of long-time starter Devin Lemear and the spring season-ending injury to Northwestern All-B1G transfer Devin Turner. The leaders of this unit in 2025 are clearly a trio of veterans, including four-year starter Devyn Bobby, standout Carl Williams IV and second-year weapon Kendrick Simpkins.
- Bobby has played in 38 games with 25 starts entering 2025 and owns 169 career tackles with four interceptions. He broke out late in the year, including a two-interception game in a rout of previously red-hot Kansas and had a career-high 14 tackles vs. LSU in the Texas Bowl. Bobby was chosen to represent the program at Big 12 Media Days and has been a vocal and physical leader of the secondary.
- Williams has battled injuries the last two years but is a fixture on the field when healthy. He can play nearly anywhere in the secondary, seeing time at safety, STAR and cornerback.
- Simpkins was limited to five games, preserving a redshirt, in 2024 after transferring from Western Kentucky. A noted pass rusher who has been a weapon at STAR, Simpkins has had a great fall camp and is in position to impact the secondary in a variety of ways. He suffered a quad injury during the Colorado game in 2024 and returned for the bowl game vs. LSU.
- Returners that will see time include Jacob Redding, a former walk-on who has had a great 2024 and fall camp, former WR Micah Gifford, a special teams star who made the transition to safety during bowl practice last year, junior DJ Coleman, one of the best athletes on the team, who could play STAR or safety, redshirt freshman Kris Wokomah, and former four-star recruit and Oregon transfer Tyler Turner. The Bears also added Duke transfer Placide Djungu-Sungu, freshmen Bo Onu and former high school QB Demetrius Brisbon.

B-WASH READY FOR ENCORE

- Baylor believes it returns the nation’s best running back in sophomore Bryson Washington, who shattered the program record for freshman rushing yards in just 10.5 games in 2024.
- A native of Franklin, Texas, Washington toted it 175 times for 1,028 yards and 12 TDs, averaging 93.5 yards per game. This came despite missing the first two games of the year and going out after just five carries on the opening drive in the Texas Bowl vs. LSU.
- A physical six-foot, 216-pound tailback, Washington also caught 22 balls for 217 yards and one TD in 2024.
- Washington is on the preseason watch lists for the Doak Walker Award, the Earl Campbell Tyler Rose Award Watch List, and the Maxwell Award, given to the nation’s top player. Washington is a preseason All-America selection by Athlon and is rated by Dave Campbell’s Texas Football as the 11th-best player in the state.
- He had five games with 100+ yards, including four straight late in the year in 2024. He had 296 yards and four rushing TDs vs. TCU, 123 yards and three TDs at WVU, 113 yards at Houston and 192 yards and two scores in a beatdown of Kansas. He had two TDs and 116 yards on just 10 carries in a smashing of Texas Tech in Lubbock.

NO BETTER LINEBACKER IN THE NATION

- There is no other linebacker in the nation the Bears would choose to anchor its defense than second-year starter Keaton Thomas.
- Thomas is absolutely the best linebacker in the country, owning an unstoppable motor and work ethic in his 6-foot-2, 229-pound frame. The clear leader of the team, who commands unyielding respect from his teammates, Thomas is a former walk-on safety at West Virginia, who then led the nation's JUCOs in tackles during one season at Northeast Mississippi CC, before starring the moment he arrived on campus in 2024.
- A native of Jacksonville, Fla., Thomas – despite playing with a hand cast for most of the year – totaled 114 tackles, seven for a loss with 2.5 sacks and an interception returned for a TD. He had four games with 10+ tackles and was named first-team All-Big 12 in a voting of the league's coaches.
- Last year, Thomas teamed with four-year starter Matt Jones at inside linebacker, and the duo combined for 229 tackles, with each earning all-conference first-team honors. With Jones off to the Las Vegas Raiders, Thomas takes over as the green dot as the defensive communicator and will break in a new ILB co-pilot. Among the candidates include Kyland Reed, who has had a breakout fall camp, 2024 C-USA Defensive Player of the Year Travion Barnes, who had 129 tackles at FIU last year, Fresno State transfer Phoenix Barnes, junior Jeremy Evans, and freshmen Kaleb Burns and Ke'Breion Winston.
- Thomas is a member of the Bednarik, Nagurski and Butkus preseason Watch Lists and is a preseason All-America selection by Athlon and Phil Steele.

WHO IS BACKING UP SAWYER?

- While there is no question who is the starting QB entering 2025, the Bears have a competition going for who will emerge as the back-up to Sawyer Robertson.
- There is a three-way battle for this job, including Auburn transfer and former highly touted recruit Walker White, a 6-foot-4, 230-pound physical beast; gunslinger Nate Bennett, a 6-1, 184-pound elite arm talent who served as the backup to Robertson last year after Dequan Finn opted to redshirt; and true freshman Edward Griffin, a 6-2, 218-pound grinder out of Coppell High School.
- A native of Little Rock, Ark., White was a four-star recruit who ranked as No. 76 overall in the class by 247Sports, after leading Little Rock Academy to the 6A title game in 2023. He played in a win over ULM at Auburn in 2024 during a redshirt campaign, throwing for 18 yards and rushing for 18 yards.
- Bennett took over as the lead backup after Finn's decision, and played in three games with a 19-yard completion to extend of his action to preserve a redshirt. He came on in replace of Robertson in a third down vs. Oklahoma State and played off the bench in routs of Tarleton State and Kansas. He has been recognized as an elite arm talent with a confidence and fearlessness with the football.
- Griffin threw for 6,360 yards and 81 TDs – to just six interceptions – leading Coppell to a 12-1 record and a third-round playoff berth in 2024. He has been praised for his intense work ethic and drive to improve during the spring and summer.

WHO STARS AT STAR?

- The Bears utilize the nickel back as the STAR in its defensive scheme under Coach Dave Aranda, allowing versatility in terms of pass coverage, rush defense and pass rush. In 2021, the Bears saw Jalen Pitre stand out at STAR in that versatile role, and the Bears have been trying to replace that elite performance since the Big 12 Championship season.
- In 2023, it was a combination of former LB Bryson Jackson and a safety, and in 2024, Carl Williams IV – when healthy – Kendrick Simpkins and DJ Coleman saw action in that role.
- Simpkins is a noted pass-rush specialist who has returned from injury to have a strong camp. Coleman is an elite athlete who started at STAR in the Texas Bowl vs. LSU, and Williams is a fixture on the field when available, who will play somewhere, whether at STAR, CB or Safety.
- New candidates for the role include true freshmen Bo Onu and Demetrius Brisbon.

EARLY ENROLEES

- The Bears were boosted by having a large chunk of their transfer and freshmen class enroll early to participate in spring practice, including Walker White (Auburn), Devin Turner (Northwestern), Edward Griffin, Kobe Prentice (Alabama), Tyler Turner (Oregon), Leo Almanza Jr., Kole Wilson (Texas State), Jacorey Watson, Bo Onu, Caden Knighten, Calvin Simpson-Hunt (Ohio State), Phoenix Jackson (Fresno State), Emar'ion Winston (Oregon), Travion Barnes (FIU), Ke'Breion Winston, Matthew Fobbs-White (Tulane), Christopher Johnson, Drake Knobloch (Iowa State), Matthew Parker, Harrison Cluff, Joe Crocker (Louisville), Ashton Jones, Samu Taumanupepe (Texas A&M), Taz Williams Jr., Rhett Armstrong and Jackson Blackwell.

FUTURE COACH MICHAEL ALLEN

- A key story of the 2024 season turnaround was the Bears' emergence from the idle week to trash Texas Tech in Lubbock, starting a six-game win streak that led to an 8-4 record in the regular season. A piece of that win in Lubbock came on Friday night before the game on Saturday, when walk-on safety Michael Allen addressed the team with a fiery speech that has been credited as a key ingredient towards the season turnaround.
- Allen is exactly what a coach wants out of a walk-on, a leader, hard worker who has great feel for the team. He has been welcomed into coaching meetings over the last two years and has served as a key defensive play call signaler on the sideline. On the field, Allen has carved out a special teams role that sees him as the primary up-man on kickoff returns.
- Allen is the nephew of former New Orleans Saints head coach and current Chicago Bears defensive coordinator Dennis Allen.

DOSSETT DOES BOTH

- Redshirt freshman Mason Dossett is one of the top track & field athletes in the country, while also playing wide receiver. Dossett started his career as a true freshman safety while redshirting and during bowl practice, switched over to WR.
- During the spring, Dossett ran track, running the sixth-fastest time in program history in the 60-meter hurdles (7.82) to finish 10th at Big 12 Indoors. He rank a personal best of 13.79 in the 110m hurdles at Texas A&M to win silver and won his first gold at the Clyde Hart Classic in the 110-meter hurdles.

LINEBACKER DEPTH

- Throughout the preseason, Coach Dave Aranda, who serves as the inside linebackers coach and defensive play caller, has spoken extensively about how excited he is to work with this group of inside linebackers.
- Headlined by preseason All-American Keaton Thomas, who will wear the green dot helmet in 2025, the Bears have a bevy of options behind and alongside the standout. Throughout fall camp, a story has been the emergence of sophomore Kyland Reed opposite of Thomas. Reed, a 6-foot-1, 218-pound athlete played in nine games as a true freshman, including seeing key snaps over the final five games of the year. He was a three-star prospect out of Mansfield Summit High school.
- The Bears also welcomed two huge additions out of the transfer portal, including FIU star Travion Barnes, the 2024 C-USA Defensive Player of the Year, and Fresno State's Phoenix Jackson, a dynamic athlete. Barnes totaled 129 tackles during a historic 2024 season for the Panthers and despite missing the spring due to injury, has had a good fall camp, showcasing an edge and toughness that fits alongside the infectious Thomas. Jackson shined during the spring and earned praise from Aranda that at times he was "unblockable" during the practice season.
- Baylor also welcomes back junior Jeremy Evans, a redshirt junior who has played meaningful snaps early in his career, and adds four-star linebacker Kaleb Burns and Lancaster High School standout Ke'Berion Winston.

EDGE PRODUCTION

- In 2024, the Bears had a pair of standouts splitting time at the EDGE position, including 6-foot-7 cyborg Garmon Randolph and Texas Tech transfer Steve Linton. The duo had a strong season for the Bears but have both moved on, with Randolph in training camp with the Los Angeles Chargers.
- Baylor returns redshirt junior Kyler Jordan, who has been the definition of trustworthy and steady throughout his career, including earning a season-opening starting gig at EDGE last year. BU also has Corey Kelly back, a redshirt junior out of Houston's Cy Falls.
- Baylor was active in the portal at the OLB post, adding a trio of instant impact players, including Oregon's Emar'ion Winston, Tulane's Matthew Fobbs-White and UTEP's Jaylin Jones. Winston and Fobbs-White have shined in the fall camp, with Winston earning praise for his leadership. The Bears could line up more with two EDGE players on the field because of the depth presented by the three newcomers and the two returners who have valuable experience.

KICKING BATTLE

- The Bears must replace senior Isaiah Hankins at the field goal post and kickoff specialist Jack Stone in 2025 and are engaged in a spirited battle for the position.
- Freshman Rhett Armstrong, a highly touted 6-foot-5 prospect with a big leg, and redshirt freshman Connor Hawkins, are leading the competition for the job. Hawkins won the starting job for the BYU game after the competition with Hankins was opened up following the Colorado game, and he went 5-for-5 in PATs and missed an end of half 50-yard field goal in his only attempt. He also booted two touchbacks in his two kickoff attempts. He starred at Austin's Liberty Hill as a prep.
- Armstrong was rated as the fifth-best kicker in the class out of Colorado and enrolled early in the spring to start the competition. A three-time all-state selection, he also starred at QB.
- In the season opener, Hawkins handled all field goal chances, with Armstrong kicking it off.

WHO IS THE LONG SNAPPER?

- Three-year starting long-snapper Garrison Grimes graduated following the season and moved on to BYU, where he grew up as a high school athlete under his father, former BU offensive coordinator Jeff Grimes. With his departure, there has been a competition for the long snapper post amongst Iowa State transfer Drake Knobloch and redshirt sophomore Dylan Schaub.
- Schaub was called on to replace Grimes in 2023 after a season-ending injury and preformed well as a true freshman in the key role. Knobloch was a part-time long snapper for Iowa State early in his career.
- In the Auburn season opener, Schaub handled all long-snapping duties.

OFFENSIVE LINE GUNNING FOR MOORE AWARD

- Baylor's offensive line returns as one of the best units in the nation following a season in 2024 that saw it rank as the sixth-best in the nation according to SportSourceAnalytics offensive line efficiency rating, a year after ranking No. 110.
- The Bears return five of their top six offensive linemen from the 2024 unit and must replace starting right tackle Campbell Barrington, with redshirt junior Kaden Sieracki, a part-time starter at that post over his first two years, having a leg up in the competition.
- Baylor returns starters in LT Sidney Fugar, LG Omar Aigbedion, C Coleton Price and RG Ryan Lengyel. Fugar is often referenced as a turning point for the offense, as his move to left tackle starter coincided with the mid-season run to a six-game winning streak.
- Behind the starting five, the Bears have a pair of true freshmen who have excelled in camp and spring, including Harrison Cluff and Matthew Parker, and Koltin Sieracki has also established himself as a great option at center and guard.

OMAR RUNS HOT

- A theme throughout the year for the Baylor offensive line was the leadership of Montana State transfer guard Omar Aigbedion. The Katy, Texas, native stepped right into the left guard post and started all 13 games, earning second-team All-Big 12 honors from the Associated Press. He helped spark the offense to a No. 20 ranking in total offense and No. 19 in scoring offense, allowing the fourth-fewest TFLs and 36th fewest sacks in the nation.
- Aigbedion has been often described by his coaching staff as "running hot," meaning he can be an intense competitor who is not afraid of getting physical in the running and passing game. He is quick to lead his offensive line unit and has established a group that works well together.

FUGAR TO LT CHANGES SEASON

- Sidney Fugar's placement at left tackle was a key component to the season turnaround, as the 6-foot-5, 343-pound transfer from South Carolina stepped right into solidify the offensive line under then first-year coach Mason Miller.
- Fugar, a native of Maryland, started the last eight games of the year, which featured a six-game win streak.
- Before Fugar's move, the Bears were averaging 29.4 points, 146.2 rushing yards and 222.6 passing yards – a total of 368.8 yards per game – with 12 sacks allowed through the first five games. After Fugar made the move, the Bears averaged 37.5 points, 199.1 rushing, 285.5 passing and 484.6 yards per game, allowing 11 sacks over the final eight games.

THE PRICE IS RIGHT

- The Bears return a two-year starter at center in Bowie, Texas, native Coleton Price. The 6-foot-3, 318-pound physical force started all 13 games last year and the last six games of 2023.
- Price allowed only 10 pressures – including just one over the last four games – in 499 pass-block scenarios last year and helped pave the way for an offense that ranked No. 19 in scoring and passing efficiency and No. 20 in total offense, allowing the fourth-fewest TFLs in the nation.
- A feisty competitor, Price is a member of the Rimington Trophy Watch List, given to the nation's best center.

MEAT IN THE MIDDLE

- Since the departure of wide-bodied Siaki Ika to the NFL, the Bears have been searching for some size at the nose tackle position. BU pushed Cooper Lanz, a technically sound and hard-nosed competitor at 286 pounds, into the nose tackle position as the Bears lacked side at that position.
- That has changed entering 2025 as Baylor has a trio of standouts competing for that spot and have shifted Lanz to more of an edge role. Texas A&M transfer Samu Taumanupepe – sitting at 6-foot-3, 376 pounds – and Tulane transfer Adonis Friloux, at 6-1, 346, are capable to eating up blocks in the middle. A story of camp has also been the emergence of redshirt sophomore DK Kalu, who at 6-4, 309, has been a fixture in the starting rotation in the middle.
- The Bears also welcome unusually strong true freshman Jackson Blackwell into the fold, and have seen other defensive lineman like Trent Thomas, Alessandro Lorenzetti, Ronnie Mageo and Tonga Lolohea fight for reps.

WINNING THE TURNOVER BATTLE

- Baylor has forced more turnovers than it has allowed in 63 games under head coach Dave Aranda.
- BU has 101 takeaways (66 INTs, 34 FR) and 73 giveaways (44 INTs, 30 FL) in 63 games under Aranda.
- Baylor has scored 16 non-offensive touchdowns in 63 games under Aranda – six kickoff returns (Bell, Reese x 2, Ebner x 3), six interception returns (Pitre x 2, Thomas, McCarty, Walcott, Woods), one punt return (Holmes) and four fumble returns (Vaughns, Jenkins, Hall, Woods).

MCCLANE STADIUM ENHANCEMENTS

- Baylor has enhanced the nation's best game stadium, McLane Stadium, in the offseason of 2024, completing an eight-figure project, including installation of upgraded and additional videoboards, the construction of new production control rooms, and the addition of a premium hospitality structure.
- The LED ribbon board displays and the main videoboard display, which were original to McLane Stadium since its construction in 2014, have been upgraded to enhance both functionality and the visual elements of the fan experience. A high-quality video display is being added to the back of the main videoboard structure to add revenue opportunities and enhance the South Plaza experience on game days.
- The south end zone of McLane will become even more of a focal point during games, as a premium hospitality clubhouse will be added beneath the video board, providing a one-of-a-kind experience along with a Berm-view of the action.
- The construction of new production control rooms on the east side of the stadium will allow Baylor to produce multiple broadcasts at one time and fully centralize operations.

PERSON > PLAYER

- A hallmark of Coach Dave Aranda's philosophy in building a program is placing an importance on understanding that the person is more important than the player. This mantra is executed in everything the program touches on a daily basis. Throughout the football building, signage adorns the walls that emphasize, "better people make better players" and that Baylor will "win with character".
- Aranda preaches that players focus on today and be authentically themselves in an effort to be comfortable and confident in their roles.

FUDGE CENTER

- On Monday, Aug. 19, 2024, after a weekend move, the Baylor football program officially opened the Fudge Family Development Center, a sparkling new \$89.6 million dollar facility that houses all things Baylor football.
- On the strength of a \$15 million dollar gift from the Fudge Family, Baylor has built one of the best football development centers in the nation, housing state-of-the-art locker rooms, team meeting spaces, walk-thru rooms, coaching offices, athletic medicine and strength & conditioning spaces. In addition, the facility added 20 yards and revamped the Allison Indoor Facility.

RANKED IN 10 OF LAST 14 SEASONS

- Baylor enters the 2025 season receiving votes in both the AP and USA TODAY Coaches Poll.
- Baylor has been ranked in the AP Top 25 in 10 of 14 seasons since 2010, after going 17 years between national rankings (1993-2010). BU has been ranked in 23 of 25 spots since 2013 (exceptions No. 1 and No. 23).
- Baylor was ranked or receiving votes in 10 of 16 polls in 2022, was receiving votes in the 2023 preseason poll and earned a pair of votes in the Dec. 8, 2024 poll.

FEMALE LEADERSHIP IN PROGRAM

- Baylor is one of just three power-4 conference schools in the country with a lead female sport program administrator and a female director of operations, with Deputy AD Jovan Overshown leading the program and Landrie Walsh serving as Director of Football Operations.
- Only Kansas State, Maryland and Baylor qualify in this category, with Kacey Harper serving as the DFO for the Wildcats and Jill Shields as the SPA, and Annie Peppard serving as DFO and Diana Sabau as the SPA for Maryland.
- There are only four female DFOs in college football.

NICK FLORENCE HEADS TO THE BOOTH

- Former Baylor quarterback Nick Florence will join the Baylor Sports Media Network for the 2025 season as the color analyst for BU football games, joining the legendary Voice of the Bears, John Morris, and veteran sideline commentator Ricky Thompson on the call throughout the season, it was announced by Playfly Sports.
- Florence steps into the role after the loss of longtime Baylor color analyst J.J. Joe, who completed his 21st season in the booth with Morris calling BU games. A Baylor Athletics Hall of Fame inductee in 2006, Joe passed away on Feb. 25 at the age of 54.
- Baylor will honor Joe with a helmet sticker during its matchup with No. 11/11 Arizona State on Sept. 20.
- Florence, a native of Garland, Texas, had a decorated career for the Bears from 2009-12, while helping spur a resurgence in the program that led to a 2012 win over No. 17 UCLA in the Holiday Bowl in San Diego. Florence, who started the 2010 and 2012 seasons, and had a memorable relief appearance in the 2011 matchup with Texas Tech in Arlington in relief of starter Robert Griffin III, earned All-America honorable mention accolades in 2012.
- Florence was a 2012 first-team Academic All-America selection and the 2012 Big 12 Scholar-Athlete of the year, who shattered the single-season record for passing yards (4,309) and led the Big 12 and ranked second nationally in total offense (375.2 yards per game). He finished his career ranked second in seven passing categories, including career passing yards (6,301) and touchdowns (41).

THIRD OLDEST NON-KICKER IN COLLEGE FOOTBALL

- Baylor junior defensive lineman David Marshall is the third-oldest non-kicker in college football. Marshall joined the roster prior to the 2023 season after a junior college season at Navarro College. He previously served in the military.
- Only Arkansas WR Monte Harrison (30) and Kansas LB Alex Raich (27) are older than Marshall in college football.

BEARS LAUNCH BAYLOR+

- Baylor Athletics has launched Baylor+, the official content platform for the Bears. It will offer fans an insider's look into the experiences of student-athletes and coaches as well as the compelling stories that shape Baylor Athletics. Baylor+ will feature exciting coverage of the current teams in Waco, while celebrating beloved Bears' Legends and pivotal moments from the past.
- Through an exciting new partnership with Sport & Story, the leading provider of creative storytelling content in college athletics, Baylor+ is unlike anything Baylor fans have experienced before. The platform will be the home for an extensive range of original content covering all of Baylor's sports programs, with behind-the-scenes access, captivating interviews, never-before-seen archival material and historical documentary films, as well as news and information.

ABOUT BAYLOR

- Baylor is situated on a 1,000-acre campus located on the Brazos River in Waco, Texas, and was chartered in 1845 by the Republic of Texas through the efforts of Baptist pioneers. It is the oldest continually operating university in Texas. Baylor is a R1 Institution according to the Carnegie Classification of Institutions of Higher Education
- BU sponsors 19 varsity sports as members of the Big 12 Conference and boasts the 2021 Men's Basketball National Champions, the 2005, 2012 and 2019 Women's Basketball National Champions and the 2004 Men's Tennis National Champions, in addition to 88 Big 12 Conference Championships in the league's 26-year history.

ONE STANDARD. ONE ACCORD.

- Baylor unveiled a mission statement under Vice President and Director of Intercollegiate Athletics Mack Rhoades in the fall of 2018, "One Standard. One Accord," which is centered on the distinct purpose of Preparing Champions for Life through academic achievement, athletic success, spiritual growth and character formation.

FOOTBALL HISTORY

- The Bears are entering their 124th season of football in 2025. The Bears have fielded a varsity team every year since 1899, save the 1906, 1943 and 1944 seasons.
- BU has won nine conference titles, including in 2021, with three Big 12 Championships and six Southwest Conference Championships.
- Baylor's first season came in 1899-1900, a 5-1 record under Coach R.H. Hamilton that included two wins over Toby's Business.

RECORDS UPDATE

PUNTING

YARDS PER PUNT

CAREER LEADERS MINIMUM 100 PUNTS				
PLAYER	SEASONS	P	YDS	AVG
1. Daniel Sepulveda	2003-06	277	12,531	45.24
2. Spencer Roth	2011-14	164	7,170	43.72
3. Buzzy Sawyer	1983-85	170	7,385	43.44
4. Derek Epperson	2007-10	224	9,572	42.75
5. Kyle Atteberry	1997-99	221	9,404	42.55
6. Luke Prestridge	1976-78	180	7,602	42.23
7. Drew Galitz	2015-18	166	6,987	42.09
8. Adam Stiles	2000-01	151	6,336	41.96
9. Issac Power	2018-22	216	9,000	41.67
10. Pete Rutter	1986-89	191	7,929	41.51
11. Ed Marsh	1968-70	206	8,551	41.51
- Palmer Williams	2023-24	83	3,842	46.29

50-PLUS-YARD PUNTS

CAREER LEADERS SINCE 1964				
PLAYER	SEASONS	P	50+	
1. Daniel Sepulveda	2003-06	277	94	
2. Derek Epperson	2007-10	224	49	
3. Ron Stowe	1979-82	252	47	
4. Kyle Atteberry	1997-99	221	46	
5. Issac Power	2018-22	216	43	
6. Spencer Roth	2011-14	164	41	
7. Pete Rutter	1986-89	191	39	
8. Ed Marsh	1968-70	206	38	
Buzzy Sawyer	1983-85	170	38	
10. Adam Stiles	2000-01	151	33	
Drew Galitz	2015-18	166	33	
- Palmer Williams	2023-24	83	29	

60-PLUS-YARD PUNTS

CAREER LEADERS SINCE 1964				
PLAYER	SEASON	P	60+	
1. Daniel Sepulveda	2003-06	277	21	
2. Kyle Atteberry	1997-99	221	10	
3. Spencer Roth	2011-14	164	9	
4. Ron Stowe	1979-82	252	8	
Ty Atteberry	1993-96	165	8	
6. Buzzy Sawyer	1983-85	170	7	
Drew Galitz	2015-18	166	7	
8. Derek Epperson	2007-10	224	6	
Issac Power	2018-22	216	6	
- Palmer Williams	2023-24	83	5	

RUSHING

RUSHING YARDS

CAREER LEADERS				
PLAYER	SEASONS	ATT	AVG	YDS
1. Shock Linwood	2013-16	713	5.91	4,213
2. Walter Abercrombie	1978-81	732	5.01	3,665
3. Jerod Douglas	1994-97	522	5.39	2,811
4. Jay Finley	2007-10	478	5.56	2,660
5. Alfred Anderson	1980-83	554	4.38	2,424
6. Robert Griffin III	2008-11	528	4.27	2,254
7. Darrell Bush	1997-00	503	4.47	2,249
8. Dennis Gentry	1977, '79-81	414	5.39	2,231
9. Lache Seastrunk	2012-13	289	7.57	2,189
10. David Mims	1989-92	364	5.66	2,060
11. Terrance Ganaway	2009-11	364	5.61	2,042
12. JaMycal Hasty	2016-19	386	5.18	1,998
13. Eldwin Raphael	1987-90	435	4.42	1,921
14. Terence Williams	2015-17	346	5.37	1,859
15. Robert Strait	1990-93	428	4.34	1,866
16. John Lovett	2017-20	355	5.08	1,803
17. Rashad Armstrong	2002-03	417	4.13	1,721
18. Paul Mosley	2003-06	408	4.21	1,718
19. Larry Hickman	1956-58	388	4.41	1,713
20. Trestan Ebner	2017-21	343	4.93	1,690
21. Glasco Martin	2010-13	348	4.85	1,687
22. Abram Smith	2018-21	269	6.20	1,667
23. Pinkie Palmer	1966-68	444	3.50	1,554
24. Cleveland Franklin	1973-76	303	5.08	1,538
25. Jerry Coody	1951-53	345	4.45	1,536
26. Johnny Jefferson	2014-15	236	6.46	1,524
27. Brandell Jackson	1992-94	290	5.11	1,482
28. Pat McNeil	1973-75	277	5.28	1,462
29. Steve Beaird	1973-74	335	4.33	1,449
30. L.G. Dupre	1952-54	311	4.58	1,423
31. John Henry	1990-93	285	4.82	1,375
32. Ronnie Bull	1959-61	295	4.59	1,354
33. Del Shofner	1954-56	220	6.12	1,346
34. Gary Lacy	1972-73	314	4.25	1,335
35. Jarred Salubi	2009-12	250	5.23	1,308
36. Richard Reese	2022-23	264	4.84	1,278
37. Devin Chafin	2013-15	222	5.68	1,261
38. Bryson Washington	2023-Pres.	230	5.4	1,242
39. Bradford Lewis	1991-94	324	3.80	1,230
40. Mathew Williams	1970-71	339	3.48	1,180
41. Gary Blair	1976-77	292	4.01	1,170
42. Brandon Whitaker	2003-07	275	4.25	1,169
43. Charlie Brewer	2017-20	452	2.29	1,039
44. Allen Rice	1982-83	238	4.25	1,011

100-YARD GAMES

CAREER LEADERS				
PLAYER	SEASONS	ATT	YDS	100
1. Walter Abercrombie	1978-81	732	3,665	19
2. Shock Linwood	2013-16	713	4,213	16
3. Lache Seastrunk	2012-13	289	2,189	12
4. Jerod Douglas	1994-97	522	2,811	10
5. Abram Smith	2018-21	269	1,667	9
6. Jay Finley	2007-10	478	2,660	8
7. Alfred Anderson	1980-83	554	2,424	7
Robert Griffin III	2008-11	528	2,254	7
Bryson Washington	2023-Pres.	230	1,242	7
11. Terence Williams	2015-17	346	1,859	6
Rashad Armstrong	2002-03	417	1,721	6
Steve Beaird	1973-74	335	1,445	6
Darrell Bush	1997-2000	503	2,249	6
Dennis Gentry	1977, '79-81	414	2,231	6
Eldwin Raphael	1987-90	435	1,921	6
Terrance Ganaway	2009-11	364	2,042	6

YARDS PER GAME
CAREER LEADERS

PLAYER	SEASONS	G	YDS	YPG
1. Walter Abercrombie	1978-81	39	3,665	94.00
2. Lache Seastrunk	2012-13	24	2,189	91.21
3. Shock Linwood	2013-16	48	4,213	87.77
4. Bryson Washington	2023-Pres.	16	1,242	77.63
5. Jerod Douglas	1994-97	37	2,811	75.97
6. Steve Beaird	1973-74	20	1,449	72.45
7. Rashad Armstrong	2002-03	24	1,721	71.71
8. Johnny Jefferson	2014-15	22	1,524	69.27
9. Terence Williams	2015-17	29	1,859	64.10
10. Gary Lacy	1972-73	22	1,335	60.68

PASSING

YARDS

CAREER LEADERS

PLAYER	SEASONS	ATT	CMP	PCT	YDS
1. Robert Griffin III	2008-11	1,192	800	.671	10,366
2. Charlie Brewer	2017-20	1,304	828	.635	9,700
3. Bryce Petty	2011-14	845	530	.627	8,195
4. Nick Florence	2009-12	754	466	.618	6,301
5. J.J. Joe	1990-93	665	347	.522	5,995
6. Shawn Bell	2003-06	914	559	.612	5,666
7. Blake Shapen	2021-23	479	752	.637	5,574
8. Jeff Watson	1994-97	802	425	.530	5,531
9. Seth Russell	2013-16	606	345	.569	5,461
10. Cody Carlson	1983-86	705	366	.519	5,411
11. Brad Goebel	1987-90	730	375	.514	5,026
12. Sawyer Robertson	2023-Pres.	583	356	.611	4,794
13. Neal Jeffrey	1972-74	603	321	.532	4,341
14. Blake Szymanski	2006-09	678	387	.571	4,166
15. Terry Southall	1964-66	629	328	.521	4,100
16. Jermaine Alfred	1995-99	644	322	.500	3,968
17. Aaron Karas	2001-04	543	321	.591	3,799
18. Don Trull	1961-63	537	299	.557	3,784
19. Tom Muecke	1982-85	487	240	.493	3,688
20. Zach Smith	2016-17	397	221	.557	2,997
21. Jay Jeffrey	1980-81	360	183	.508	2,739

PASSING EFFICIENCY

CAREER LEADERS MINIMUM 300 ATTEMPTS

PLAYER	SEASONS	CMP	ATT	PCT	YDS	TD	INT	RATING
1. Bryce Petty	2011-14	530	845	.627	8,195	62	10	166.03
2. Seth Russell	2013-16	345	606	.569	5,461	60	18	159.40
3. Robert Griffin III	2008-11	800	1,192	.671	10,366	78	17	158.90
4. Sawyer Robertson	2023-Pres.	358	583	.611	4,794	37	12	147.00
5. Nick Florence	2009-12	466	754	.618	6,301	41	22	144.11
6. Gerry Bohanon	2018-21	191	313	.610	2,399	20	7	142.02
7. Blake Shapen	2021-23	479	752	.637	5,574	36	13	138.30
8. Charlie Brewer	2017-20	828	1,304	.635	9,700	65	28	138.14
9. J.J. Joe	1990-93	347	665	.522	5,995	31	28	134.87
10. Shawn Bell	2003-06	559	914	.612	5,666	38	17	123.23
11. Adrian Burk	1948-49	172	312	.551	2,024	20	13	122.44
12. Cody Carlson	1983-86	366	705	.519	5,411	32	34	121.72
13. Tom Muecke	1982-85	240	487	.493	3,688	29	27	121.46

NOTE: Passing Efficiency is determined by the following formula — completion percentage plus (yards per attempt times 8.4) plus (percentage of attempts for touchdown times 3.3) minus (percentage of attempts intercepted times two).

YARDS PER ATTEMPT

CAREER LEADERS MINIMUM 200 ATTEMPTS

PLAYER	SEASONS	ATT	YDS	YPA
1. Bryce Petty	2011-14	845	8,195	9.698
2. J.J. Joe	1990-93	665	5,995	9.015
3. Seth Russell	2013-16	606	5,461	9.000
4. Robert Griffin III	2008-11	1,192	10,366	8.696
5. Nick Florence	2009-12	754	6,301	8.357
6. Sawyer Robertson	2023-Pres.	583	4,794	8.223
7. Cody Carlson	1983-86	705	5,411	7.675
8. Gerry Bohanon	2018-21	313	2,399	7.665
9. Jay Jeffrey	1980-81	360	2,739	7.608
10. Tom Muecke	1982-85	487	3,688	7.573
11. Zach Smith	2016-17	397	2,997	7.549
12. Charlie Brewer	2017-20	1,304	9,700	7.439
13. Blake Shapen	2021-23	752	5,574	7.120

COMPLETION PERCENTAGE

CAREER LEADERS MINIMUM 250 ATTEMPTS

PLAYER	SEASONS	ATT	CMP	PCT
1. Robert Griffin III	2008-11	1,192	800	.671
2. Blake Shapen	2021-23	752	479	.637
3. Charlie Brewer	2017-20	1,304	828	.635
4. Bryce Petty	2011-14	845	530	.627
5. Nick Florence	2009-12	754	466	.618
6. Shawn Bell	2003-06	914	559	.612
7. Sawyer Robertson	2023-24	583	356	.611
8. Gerry Bohanon	2018-21	313	191	.610
9. Aaron Karas	2001-04	543	321	.591
10. Blake Szymanski	2006-09	676	387	.571
11. Seth Russell	2013-16	606	345	.569

COMPLETION PERCENTAGE

CAREER LEADERS MINIMUM 250 ATTEMPTS

PLAYER	SEASONS	ATT	CMP	PCT
1. Robert Griffin III	2008-11	1,192	800	.671
2. Blake Shapen	2021-23	752	479	.637
3. Charlie Brewer	2017-20	1,304	828	.635
4. Bryce Petty	2011-14	845	530	.627
5. Nick Florence	2009-12	754	466	.618
6. Shawn Bell	2003-06	914	559	.612
7. Gerry Bohanon	2018-21	313	191	.610
8. Sawyer Robertson	2023-Pres.	583	356	.611
9. Aaron Karas	2001-04	543	321	.591
10. Blake Szymanski	2006-09	676	387	.571
11. Seth Russell	2013-16	606	345	.569

TOUCHDOWNS

CAREER LEADERS

PLAYER	SEASONS	YDS	INT	TD
1. Robert Griffin III	2008-11	10,366	16	78
2. Charlie Brewer	2017-20	9,700	28	65
3. Bryce Petty	2011-14	8,195	10	62
4. Seth Russell	2013-16	5,461	18	60
5. Nick Florence	2009-12	6,301	22	41
6. Shawn Bell	2003-04	5,666	17	38
7. Sawyer Robertson	2023-Pres.	4,794	12	37
8. Blake Shapen	2021-23	5,574	13	36
9. Cody Carlson	1983-86	5,411	34	32
10. J.J. Joe	1990-93	5,995	28	31
11. Jeff Watson	1994-97	5,531	27	30

TOUCHDOWN-TO-INTERCEPTION RATIO

CAREER LEADERS MINIMUM 20 TOUCHDOWNS				
PLAYER	SEASONS	TD	INT	PCT.
1. Bryce Petty	2011-14	62	10	6.200
2. Robert Griffin III	2008-11	78	16	4.875
3. Seth Russell	2013-16	60	18	3.333
4. Sawyer Robertson	2023-Pres.	37	12	3.083
5. Gerry Bohanon	2018-21	20	7	2.857
6. Blake Shapen	2021-23	36	13	2.769
7. Charlie Brewer	2017-20	65	28	2.321
8. Shawn Bell	2003-06	38	17	2.235
9. Nick Florence	2009-12	41	22	1.864
10. Adrian Burk	1948-49	20	13	1.538
11. Jeff Watson	1994-97	30	27	1.111
12. J.J. Joe	1990-93	31	28	1.107
13. Tom Muecke	1982-85	29	27	1.074

CAREER RECEIVING YARDS, TIGHT END

Name	Years	Rec.	TD	Yards
1. Brad Taylor	2007-10	76	6	993
2. Justin Akers	2006-09	89	7	896
3. Ken Hodge	1962-64	60	5	883
4. Drake Dabney	2020-23	65	8	873
5. Ben Sims	2018-22	78	12	785
6. Ronnie Bo Lee	1975-78	53	5	694
7. Michael Trigg	2024-Pres.	41	4	532
8. Steve Stutsman	1987-91	21	4	450
9. Jack Eisenhart	1965-66	40	0	437
10. Alonzo Pierce	1988-91	27	3	430
11. Mike McKenzie	1989-92	24	2	396

CAREER RECEPTIONS, TIGHT END

Name	Years	TD	Yards	Rec.
1. Justin Akers	2006-09	7	896	89
2. Ben Sims	2018-22	12	785	78
3. Brad Taylor	2007-10	6	993	76
4. Drake Dabney	2020-23	8	873	65
5. Ken Hodge	1962-64	5	883	60
6. Ronnie Bo Lee	1975-78	5	694	53
7. Michael Trigg	2024-Pres.	4	532	41
8. Jack Eisenhart	1965-66	0	437	40
9. Jordan Najvar	2011-13	4	311	35
10. Ted Gillum	1967-69	0	362	28
11. Alonzo Pierce	1988-91	3	430	27

CAREER RECEIVING TOUCHDOWNS, TIGHT END

Name	Years	Rec.	Yards	TD
1. Ben Sims	2018-22	78	785	12
2. Drake Dabney	2020-23	65	873	8
3. Justin Akers	2006-09	89	896	7
4. Brad Taylor	2007-10	76	993	6
5. Ken Hodge	1962-64	60	883	5
6. Ronnie Bo Lee	1975-78	53	694	5
7. Steve Stutsman	1987-91	21	450	4
8. Jordan Najvar	2011-13	35	311	4
Michael Trigg	2024-Pres.	41	532	4

RETURNS

YARDS PER PUNT RETURN

CAREER LEADERS MINIMUM 25 RETURNS				
PLAYER	SEASONS	RET	YDS	AVG
1. George Sims	1945-48	51	793	15.55
2. Lawrence Elkins	1962-64	32	386	12.06
3. Josh Cameron	2021-Pres.	27	491	12.00
4. Malcolm Frank	1987-90	32	367	11.47
5. Tony Nicholson	2016-18	28	298	10.64
6. Bobby Hart	2000-02	52	513	9.87
7. Willie Andrews	2002-05	97	949	9.78
8. Thomas Everett	1983-86	80	766	9.58
9. Jack Allen	1966-68	48	442	9.21
10. Bobby Jack Goforth	1987-88	62	561	9.05

CAREER LEADERS

PLAYER	SEASONS	RET	AVG	YDS
1. Willie Andrews	2002-05	97	9.78	949
2. Gerald McNeil	1980-83	101	8.77	886
3. Howard Fields	1977-79	96	8.27	794
4. George Sims	1945-48	51	15.55	793
5. Thomas Everett	1983-86	80	9.58	766
6. Gary Green	1973-76	71	7.93	563
7. Bobby Jack Goforth	1987-88	62	9.05	561
8. Levi Norwood	2011-14	64	8.73	559
9. Bobby Hart	2000-02	52	9.87	513
10. Josh Cameron	2022-Pres.	29	16.72	485

McLANE STADIUM



- McLane Stadium has served as the home of Baylor football since the 2014 season, when the Bears moved over from historic Floyd Casey Stadium, their home for the previous 64 seasons.
- The Bears own a 41-27 record at McLane Stadium and a 384-249-27 record overall at home over a span of 124 seasons.
- The season attendance record was set in 2014, the debut of McLane Stadium, when an average of 46,710 attended each game, with a total of 280,257. A total of 318,621 attended seven games during the 2019 season.
- The single-game record for attendance came in 2019, a matchup with Oklahoma that saw 50,223 attend at McLane Stadium.
- Under Coach Dave Aranda, the Bears own a 13-10 record at McLane Stadium.
- The stadium was built on a 93-acre site that includes 2,150 on-site parking spaces, 334 tailgating spots with 256 set for power and cable, 18 boat slips for Sailgating on the Brazos River and the Umphrey Pedestrian Bridge, connecting the stadium to Baylor's picturesque campus.

- The stadium seats 45,140 and includes six founder's suites, 36 suites, 79 loge boxes, club seating for 1,200, 200 concession points of sale and five retail stores.
- The Baylor locker room is 50 yards long and 17 yards wide.

STADIUM HISTORIES

- The 2013 season was Baylor's 64th and final year of football at the 50,000-seat Floyd Casey Stadium. BU closed its run at the facility by winning its first Big 12 championship with a 30-10 victory over No. 23 Texas in the final game of the regular season.
- Originally named Baylor Stadium, the structure was built in 1950 after a bond sales program raised \$1.5 million for construction costs. The first game played in the new stadium was Sept. 30, 1950, a 34-7 Baylor victory over Houston.
- In 1989, the stadium was renamed Floyd Casey Stadium after longtime University supporter and trustee Carl B. Casey and his wife Thelma contributed \$5 million of an \$8 million renovation project in honor of his father, Floyd (the name change was officially announced at halftime of the 1988 Homecoming game).

- Prior to the building of Baylor Stadium in 1950, several playing sites were used by the Bears. Baylor's first football squad took the field in 1899, but no records are available to prove where it played. Old newspaper clippings and yearbook articles only indicate the first three seasons were played on an extremely rough field close to the school.
- From 1902 to 1925, with the exception of 1906 when football was banned on campus because it was deemed too violent, the Bears played most of their games at Carroll Field, an on-campus facility (an unknown number of games were also played at the old Cotton Palace during this period).
- The Bears played at the Cotton Palace from 1926-29 before returning to Carroll Field from 1930-35. The team moved off the main campus for good in 1936 when it began calling the newly built Waco Stadium home.
- Waco Stadium was renamed Municipal Stadium in 1942, and it was where Baylor played through 1949 except for a break from 1943-44 because of the war effort.

TOP ATTENDANCES AT McLANE STADIUM

1.	50,223	vs. Oklahoma (2019)
2.	49,875	vs. Oklahoma (2015)
3.	49,165	vs. Texas (2023)
4.	49,109	vs. Texas (2019)
5.	49,129	vs. TCU (2016)
6.	48,093	vs. Texas (2015)
7.	48,016	vs. BYU (2021)
8.	47,979	vs. Oklahoma State (2022)
9.	47,924	vs. Kansas State (2014)
10.	47,686	vs. Kansas State (2022)

2025 GAME RECAPS

2025 OVERALL: 1-1 (HOME 0-1, ROAD 1-0, NEUTRAL 0-0) | BIG 12 CONFERENCE: 0-0 (HOME 0-0, ROAD 0-0, NEUTRAL 0-0)

AUBURN 38, BAYLOR 24

McLANE STADIUM • WACO, TEXAS

AUG. 29, 2025 • ATTENDANCE: 45,233

Baylor’s **Sawyer Robertson** threw for 419 yards and three TDs and **Kole Wilson** caught eight balls for 134 yards, but Auburn football rolled to 307 yards rushing to post a season-opening 38-24 win over the Bears on Friday night at McLane Stadium.

The Bears saw an early 3-0 lead erased after an opening-drive touchdown, after Auburn scored 17 unanswered points and took a 17-10 lead into halftime after Robertson found **Kobe Prentice** for a TD strike of 33 yards with 3:21 left in the second quarter.

Auburn stretched its lead to two touchdowns, but the Bears pulled within a score with freshman **Caden Knighten**’s first-career TD with 58 seconds remaining in the third.

Auburn immediately saw Rayshawn Pleasant race 98 yards on the ensuing kickoff to regain a two-score lead. BU answered with a nine-play, 79-yard drive that saw Robertson find **Michael Trigg** for a four-yard score with 11:48 left in the game, cutting the deficit to 31-24.

Needing a stop to get the ball back and seek a game-tying drive, the Bears couldn’t get the defense off the field as the Tigers went on a 12-play, 75-yard drive that accumulated over seven minutes, pushing the lead to 38-24 with 4:32 left in the game.

Baylor went for 483 yards of total offense, including 419 passing and 64 rushing. Auburn collected 415 yards, including 307 on the ground.

POSTGAME NOTES

- This was the fifth all-time matchup between Baylor and Auburn; the Bears and Tigers are tied 2-2-1 in the series.
- BU wore its chrome helmets for the first time since the 2017 season and is now 5-5 in the chrome domes all-time.
- Senior QB **Sawyer Robertson** threw for 419 yards and three TDs, marking his fifth 300+ passing yard game of his career and second-consecutive performance with 400+ yards through the air.
- Robertson became the first 400+ yard passer against Auburn since Will Rogers (Mississippi State) threw for 415 on Nov. 13, 2021.
- Senior WR **Kole Wilson** made his BU debut with a team-leading and career-high 134 receiving yards, making eight grabs on 12 targets.
- Redshirt senior TE **Michael Trigg** put up a career-best seven receptions and 99 receiving yards with a TD.
- Senior WR **Kobe Prentice** made his Baylor debut with two catches, including a 33-yard TD.
- Redshirt junior LB **Keaton Thomas** led BU with a career-high 16 tackles, the most by a Bear since 2022.

SCORING SUMMARY

AUBURN	7	10	14	7	--	38
BAYLOR	3	7	7	7	--	24

1st	10:36	BAY	Connor Hawkins 36 yd field goal
1st	0:34	AUB	Jackson Arnold 24 yd run (Alex McPherson kick)
2nd	10:29	AUB	Damari Alston 9 yd run (Alex McPherson kick)
2nd	5:45	AUB	Alex McPherson 21 yd field goal
2nd	3:21	BAY	Kobe Prentice 33 yd pass from Sawyer Robertson (Connor Hawkins kick)
3rd	5:40	AUB	Jeremiah Cobb 2 yd run (Alex McPherson kick)
3rd	0:58	BAY	Caden Knighten 4 yd pass from Sawyer Robertson (Connor Hawkins kick)
3rd	0:43	AUB	Rayshawn Pleasant 98 yd kickoff return (Alex McPherson kick)
4th	11:48	BAY	Michael Trigg 4 yd pass from Sawyer Robertson (Connor Hawkins)
4th	4:32	AUB	Jackson Arnold 27 yd run (Alex McPherson kick)

STATISTICS

TEAM STATS	AUB	BAY
FIRST DOWNS	25	23
RUSHES-YARDS (NET)	52-307	24-64
PASSING YDS (NET)	108	419
Passes Att-Comp-Int	11-17-0	27-48-0
TOTAL OFFENSE PLAYS-YARDS	69-415	72-483
Fumble Returns-Yards	0-0	0-0
Punt Returns-Yards	0-0	0-0
Kickoff Returns-Yards	1-98	2-53
Interception Returns-Yards	0-0	0-0
Punts (Number-Avg)	3-39.3	2-37.5
Fumbles-Lost	1-0	0-0
Penalties-Yards	9-83	6-55
Possession Time	33:18	26:42
Third-Down Conversions	5 of 10	5 of 15
Fourth-Down Conversions	1 of 1	3 of 6
Red-Zone Scores-Chances	3-3	3-5
Sacks By: Number-Yards	4-19	1-14

INDIVIDUAL STATISTICS

RUSHING: Baylor-Bryson Washington 14-54; Caden Knighten 6-29; Sawyer Robertson 4-(-19). Auburn-Jackson Arnold 16-137; Damari Alston 16-84; Jeremiah Cobb 16-74; Eric Singleton 2-10; Durrell Robinson 1-3.
PASSING: Baylor-Sawyer Robertson 27-48-0-419. Auburn-Jackson Arnold 11-17-0-108.
RECEIVING: Baylor-Kole Wilson 8-134; Michael Trigg 7-99; Ashtyn Hawkins 4-70; Josh Cameron 2-54; Kobe Prentice 2-38; Louis Brown IV 1-18; Caden Knighten 1-4; Bryson Washington 2-2. Auburn-Malcolm Simmons 1-26; Cam Coleman 1-23; Eric Singleton 3-20; Horatio Fields 2-17; Brandon Frazier 2-15; Preston Howard 1-7; Jeremiah Cobb 1-0.
INTERCEPTIONS: Baylor-None. Auburn-None.
FUMBLES: Baylor-None. Auburn-Jackson Arnold 1-0.
SACKS: Baylor-Kendrick Simpkins 1-14. Auburn-Keyron Crawford 1-8; Keldric Faulk 1-6; Robert Woodyard 1-1; Chris Murray 0.5-2; Amaris Williams 0.5-2.
TACKLES (UA-A): Baylor-Keaton Thomas 10-6; Devyn Bobby 5-1; Phoenix Jackson 2-6; Jacob Redding 6-0; DJ Coleman 2-3; Cooper Lanz 2-2; LeVar Thornton 2-0; Travion Barnes 2-0; Kyland Reed 0-2; Devonte Tezino 0-2; Kendrick Simpkins 1-0; Caden Jenkins 1-0; Tyler Turner 1-0; Micah Gifford 0-1; Calvin Simpson-Hunt 1-0; Emar’rion Winston 0-1; Matthew Fobbs-White 1-0; Ronnie Mageo 0-1; DK Kalu 0-1. Auburn-Keyron Crawford 4-3; Xavier Atkins 4-1; Keldric Fault 4-0; Robert Woodyard 3-0; Sylvester Smith 2-1; Eric Winters 3-0; Zykeivous Walker 2-1; Champ Anthony 2-0; Kayin Lee 2-0; Jahquez Robinson 2-0; De-marcus Riddick 2-0; Kaleb Harris 2-0; Jay Crawford 2-0; Jay Hardy 2-0; Chris Murray 0-1; Amaris Williams 0-1; Elijah Melendez 0-1; AnQuon Fegans 1-0; Kensley Louider-Faustin 1-0; Justin Jones 1-0; Bobby Jamison-Travis 0-1.

BAYLOR 48, #17/16 SMU 45

GERALD J. FORD STADIUM • DALLAS, TEXAS

SEPT. 6, 2025 • ATTENDANCE: 34,852

Facing a 14-point deficit with just over eight minutes left in regulation, Baylor football rallied with a pair of TDs to force overtime and after a second-OT stop, Connor Hawkins drilled a 27-yard field goal to give the Bears a 48-45 win at No. 17/16 SMU on Saturday afternoon at Gerald J. Ford Stadium.

The win marked BU’s 14th-straight victory over SMU in the all-time series.

QB Sawyer Robertson threw for 440 yards and four TDs on 35-of-50 passing without an interception and added six carries for 20 yards. It marked his third-straight game with 400+ passing yards, becoming just the fourth Big 12 signal caller in the last 15 years to turn the trick.

Senior wideouts Josh Cameron and Ashtyn Hawkins each collected over 140 yards through the air, as Cameron caught a career-high nine balls for a career-high 151 yards and two scores, while A. Hawkins had 10 catches for 145 yards, both person bests. Additionally, Kobe Prentice hauled in a pair of TDs on four catches for 63 yards.

Tailback Bryson Washington toted the rock 31 times for 115 yards and two scores, while preseason All-America linebacker Keaton Thomas had 10 tackles to lead the BU defense, which featured sacks from Travion Barnes and Emar’rion Winston, who added two TFLs.

The win marked the sixth over a ranked foe since 2021 for head coach Dave Aranda. The Bears rolled to 601 yards of total offense, including 161 rushing and 440 passing. After SMU collected 282 yards in the first half, BU’s defense stiffened to allow just 176 yards the rest of the way.

POSTGAME NOTES

- Baylor collected its 14th-straight victory over SMU and improved to 40-36-7 all-time against the Mustangs.
- Senior QB Sawyer Robertson had his sixth 300+ passing yard game of his career and third 400+ yard performance, all of which have come consecutively.
- Robertson is the first Big 12 QB to throw for 400 yards or more in the first two games of a season since Patrick Mahomes (2016, Texas Tech).
- Robertson joins Mahomes, Brandon Weeden (2011, Oklahoma State) and Robert Griffin III (2011, Baylor) as the only Big 12 QB’s in the last 15 years to throw for at least 400 yards in three straight games.
- Senior WR’s Ashtyn Hawkins (10 receptions, 145 yards) and Josh Cameron (9 receptions, 151 yards) each had career days.
- Redshirt junior LB Keaton Thomas led BU in tackles with 10, his sixth-career double-digit tackle performance.
- Redshirt sophomore S Jacob Redding snagged his first career interepreion and added five solo tackles.
- Redshirt freshman kicker Connor Hawkins delivered BU’s first game-winning FG since 2024 vs. TCU.

SCORING SUMMARY

AUBURN	7	10	14	7	--	38
BAYLOR	3	7	7	7	--	24

1st	10:36	BU	Connor Hawkins 36 yd field goal
1st	0:34	AUB	Jackson Arnold 24 yd run (Alex McPherson kick)
2nd	10:29	AUB	Damari Alston 9 yd run (Alex McPherson kick)
2nd	5:45	AUB	Alex McPherson 21 yd field goal
2nd	3:21	BU	Kobe Prentice 33 yd pass from Sawyer Robertson (Connor Hawkins kick)
3rd	5:40	AUB	Jeremiah Cobb 2 yd run (Alex McPherson kick)
3rd	0:58	BU	Caden Knighten 4 yd pass from Sawyer Robertson (Connor Hawkins kick)
3rd	0:43	AUB	Rayshawn Pleasant 98 yd kickoff return (Alex McPherson kick)
4th	11:48	BU	Michael Trigg 4 yd pass from Sawyer Robertson (Connor Hawkins)
4th	4:32	AUB	Jackson Arnold 27 yd run (Alex McPherson kick)

STATISTICS

TEAM STATS	BAY	SMU
FIRST DOWNS	32	23
RUSHES-YARDS (NET)	44-161	44-163
PASSING YDS (NET)	440	295
Passes Att-Comp-Int	34-50-0	16-22-1
TOTAL OFFENSE PLAYS-YARDS	94-601	66-458
Fumble Returns-Yards	0-0	0-0
Punt Returns-Yards	2-(-6)	1-4
Kickoff Returns-Yards	6-142	2-38
Interception Returns-Yards	1-0	0-0
Punts (Number-Avg)	1-51	3-43.7
Fumbles-Lost	2-2	1-0
Penalties-Yards	6-64	6-55
Possession Time	32:36	27:24
Third-Down Conversions	8 of 18	5 of 13
Fourth-Down Conversions	3 of 6	1 of 1
Red-Zone Scores-Chances	4-4	2-3
Sacks By: Number-Yards	2-16	1-4

INDIVIDUAL STATISTICS

RUSHING: Baylor-Bryson Washington 31-115, Caden Knighten 7-26, Sawyer Robertson 6-20. SMU-TJ Harden 19-115, Chris Johnson Jr. 6-21, Kevin Jennings 14-16, Dramekco Green 4-10, Derrick McFall 1-1.
PASSING: Baylor-Sawyer Robertson 34-50-0-440. SMU-Kevin Jennings 16-22-1-295.
RECEIVING: Baylor-Josh Cameron 9-151, Ashtyn Hawkins 10-145, Kobe Prentice 4-63, Michael Trigg 4-38, Kole Wilson 2-21, Bryson Washington 3-11, Caden Knighten 2-11. SMU-Romello Brinson 4-126, Jalen Cooper 2-89, Matthew Hibner 2-32, Chris Johnson Jr. 2-31, RJ Maryland 2-9, Link Rhodes 1-8, Carterrious Brown 1-7, TJ Harden 2-(-7).
INTERCEPTIONS: Baylor-Jacob Redding 1-0. SMU-None.
FUMBLES: Baylor-Bryson Washington 1-1, Josh Cameron 1-1. SMU-Kevin Jennings 1-0.
SACKS: Baylor-Travion Barnes 1-10, Emar’rion Winston 1-6. SMU-Ahmaad Moses 1-8.
TACKLES (UA-A): Baylor-Keaton Thomas 6-4, Devyn Bobby 4-4, DJ Coleman 5-1, Jacob Redding 5-0, Kyland Reed 3-2, Cooper Lanz 2-2, Emar’rion Winston 3-1, Travion Barnes 2-1, Matthew Fobbs-White 2-1, Kendrick Simpkins 2-2, Tyler Turner 1-1, Phoenix Jackson 1-1, Carl Williams 0-1, Caldra Williford 1-0, Placide Djungbu-Sungu 1-0, LeVar Thornton 1-0, Tevin Williams III 0-1, Kamaurny Morgan 1-0, Rhett Armstrong 1-0. SMU-Isaiah Nwokobia 7-5, Isaiah Smith 5-3, Ahmaad Moses 4-4, Jeffrey M’ba 2-6, Cameron Robertson 6-2, Brandon Booker 2-6, Terry Webb 3-2, Deuce Harmon 5-0, Jaelyn Davis-Robinson 3-2, La’Modrick Spencer 3-1, Justin Medlock 1-2, Brandon Miyazono 3-0, Jakkai Lang 0-3, William Nettles 2-0, Link Rhodes 2-0, Marcellus Barnes Jr. 2-0, Jaden Milliner-Jones 2-0, DJ Warner 0-1, Trey Wilson 1-0, Ka’Davion Dotson-Walker 1-0, Jaylen Moses 0-1, Kyle Ferm 1-0.

2025 BAYLOR FOOTBALL STATS

2025 OVERALL: 1-1 (HOME 0-1, ROAD 1-0, NEUTRAL 0-0) | BIG 12 CONFERENCE: 0-0 (HOME 0-0, ROAD 0-0, NEUTRAL 0-0)

2025 RESULTS 1-1 (0-0 BIG 12)

DATE	OPPONENT	RESULT	SCORE	ATTEND	AP RANK	TV
Aug. 29	AUBURN	L	38-24	35,233	RV	FOX
Sept. 6	at #17/16 SMU	W	48-45 (2ot)	34,852	RV	CW
Sept. 13	SAMFORD					ESPN+
Sept. 20	#11/11 Arizona State					TBD
Sept. 27	at Oklahoma State					TBD
Oct. 4	KANSAS STATE					TBD
Oct. 18	at TCU					TBD
Oct. 25	at Cincinnati					TBD
Nov. 1	UCF					TBD
Nov. 15	UTAH					TBD
Nov. 22	at Arizona					TBD
Nov. 29	HOUSTON					TBD
Dec. 6	Big 12 Championship					ABC



2025 GAME-BY-GAME TEAM STATS

GAME	FINAL SCORE	QUARTERS					1ST DOWNS R-P-PE TOT	RUSHING NO-YDS-TD	PASSING C-A-I YDS TD			TOT OFF ATT-YDS	PUNTS NO-AVG	F-FL F-FL NO-YDS	PEN NO-YDS	3RD DNS	4TH DNS	RED ZONE	SACKS NO-YDS	FIELD GOALS	POSSESSION TIME				
		1	2	3	4	OT															1	2	3	4	TOT
Baylor	24	3	7	7	7	-	21-3-1 25	24-64-0	27-48-0	419	3	72-483	2-75	0-0	6-55	5-15	3-6	3-5	1-14	1-1	7:45	5:34	6:56	6:27	26:42
Auburn	38	7	10	14	7	-	4-15-4 23	52-307-4	11-17-0	108	0	69-415	3-118	1-0	9-83	5-10	1-1	3-3	4-19	1-1	7:15	9:26	8:04	8:33	33:18
Baylor	48	0	21	3	14	10	11-18-3 32	44-161-2	34-50-0	440	4	94-601	1-51	2-2	6-64	8-18	3-6	4-4	2-16	2-2	9:20	9:14	8:11	5:51	32:36
SMU	45	10	14	0	14	7	12-8-3 23	44-163-3	16-22-1	295	3	66-458	3-131	1-0	6-55	5-13	1-1	2-3	1-8	1-4	5:40	5:46	6:49	9:09	27:24

2025 GAME-BY-GAME OFFENSIVE STARTERS

OPPONENT	WR	LT	LG	C	RG	RT	WR	TE	QB	RB	WR
Auburn	Cameron	Fugar	Lengyel	Price	Aigbedion	Ka. Sieracki	Hawkins	Trigg	Robertson	Washington	Wilson
at SMU	Cameron	Fugar	Lengyel	Price	Aigbedion	Ka. Sieracki	Hawkins	Trigg	Robertson	Washington	Wilson
Samford											
Arizona State											
at Oklahoma State											
Kansas State											
at TCU											
at Cincinnati											
UCF											
Utah											
at Arizona											
Houston											
Big 12 Championship											

2025 GAME-BY-GAME DEFENSIVE STARTERS

OPPONENT	F/OLB	N	E	OLB	MLB	WLB	NICKEL	CB	S	S	CB
Auburn	Marshall	Kalu	Lanz	Winston	Thomas	Reed	Coleman	Williams	Bobby	Turner	Thornton
at SMU	Fobbs-White	Kalu	Lanz	Winston	Thomas	Jackson	Coleman	Williams	Bobby	Turner	Thornton
Samford											
Arizona State											
at Oklahoma State											
Kansas State											
at TCU											
at Cincinnati											
UCF											
Utah											
at Arizona											
Houston											
Big 12 Championship											

2025 BAYLOR FOOTBALL STATS

2025 OVERALL: 1-1 (HOME 0-1, ROAD 1-0, NEUTRAL 0-0) | BIG 12 CONFERENCE: 0-0 (HOME 0-0, ROAD 0-0, NEUTRAL 0-0)

Team Statistics		
	BAYLOR	OPP
Scoring	72	83
Points per game	36.0	41.5
Points Off Turnovers	0	7
First Downs	55	48
Rushing	15	33
Passing	33	11
Penalty	7	4
Rushing Yardage	225	470
Yards gained rushing	258	508
Yards lost rushing	33	38
Rushing attempts	68	96
Average per rush	3.3	4.9
Average per game	112.5	235.0
TDs Rushing	2	7
Passing Yardage	859	403
Comp-Att-Int	61-98-0	27-39-1
Average per pass	8.8	10.3
Average per catch	14.1	14.9
Average per game	429.5	201.5
TDs Passing	7	3
Total offense	1084	873
Total plays	166	135
Average per play	6.5	6.5
Average per game	542.0	436.5
Kick returns: #-Yards	8-195	3-136
Punt returns: #-Yards	2--6	1-4
Int returns: #-Yards	1-0	0-0
Kick return average	24.4	45.3
Punt return average	-3.0	4.0
Int return average	0.0	0.0
Fumbles-Lost	2-2	2-0
Penalties-Yards	12-119	15-138
Average per game	59.5	69.0
Punts-Yards	3-126	6-249
Average per punt	42.0	41.5
Net punt average	40.7	42.5
Kickoffs-Yards	12-714	14-888
Average per kick	59.5	63.4
Net kick average	33.0	38.8
Time of possession / game	29:39	30:21
3rd-down conversion	13/33	10/23
3rd-down pct	39%	43%
4th-down conversion	6/12	2/2
4th-down pct	50%	100%
Sacks by-Yards	3-30	5-27
Misc Yards	0	0
Touchdowns scored	9	11
Field goals - attempts	3-3	2-5
On-Side kicks	0-0	0-0
Red-zone scores	(7-9) 78%	(5-6) 83%
Red-zone touchdowns	(4-9) 44%	(4-6) 67%
PAT-attempts	(9-9) 100%	(11-11) 100%
2-point conversion-attempts	(0-0) 0%	(0-0) 0%
Attendance	45233	34852
Games / Avg per game	1/45233	1/34852
Neutral site games	-	0/0

Score by Periods						
Team	1st	2nd	3rd	4th	OT	TOT
Baylor	3	28	10	21	10	72
Opponents	17	24	14	21	7	83

2025 BAYLOR FOOTBALL STATS

2025 OVERALL: 1-1 (HOME 0-1, ROAD 1-0, NEUTRAL 0-0) | BIG 12 CONFERENCE: 0-0 (HOME 0-0, ROAD 0-0, NEUTRAL 0-0)

Team Results

	Date	Opponent		Score	Att.
	08/29/2025	Auburn	L	24-38	45233
	09/06/2025	at SMU	Wot2	48-45	34852

Rushing

Player	gp	att	gain	loss	net	avg	td	lg	avg/g
Bryson Washington	2	45	175	6	169	3.8	2	18	84.5
Caden Knighten	2	13	55	0	55	4.2	0	17	27.5
Sawyer Robertson	2	10	28	27	1	0.1	0	10	0.5
Total	2	68	258	33	225	3.3	2	18	112.5
Opponents	2	96	508	38	470	4.9	7	40	235.0

Passing

Player	gp	effic	comp-att-int	pct	yds	td	lg	avg/g
Sawyer Robertson	2	159.4	61-98-0	62.2	859	7	57	429.5
Total	2	159.4	61-98-0	62.2	859	7	57	429.5
Opponents	2	176.3	27-39-1	69.2	403	3	75	201.5

Receiving

Player	gp	no.	yds	avg	td	lg	avg/g
Ashtyn Hawkins	2	14	215	15.4	0	36	107.5
Michael Trigg	2	11	137	12.5	1	20	68.5
Josh Cameron	2	11	205	18.6	2	48	102.5
Kole Wilson	2	10	155	15.5	0	57	77.5
Kobe Prentice	2	6	101	16.8	3	33	50.5
Bryson Washington	2	5	13	2.6	0	8	6.5
Caden Knighten	2	3	15	5.0	1	6	7.5
Louis Brown IV	2	1	18	18.0	0	18	9.0
Total	2	61	859	14.1	7	57	429.5
Opponents	2	27	403	14.9	3	75	201.5

Game Records

Record	Overall	Home	Away	Neutral
ALL GAMES	1-1	0-1	1-0	0-0
CONFERENCE	0-0	0-0	0-0	0-0
NON-CONFERENCE	1-1	0-1	1-0	0-0

Team Statistics

	BAYLOR	OPP
First Downs	55	48
Rushing	15	33
Passing	33	11
Penalty	7	4
Rushing Yardage	225	470
Rushing attempts	68	96
Average per rush	3.3	4.9
Average per game	112.5	235.0
TDs Rushing	2	7
Passing Yardage	859	403
Comp-Att-Int	61-98-0	27-39-1
Average per pass	8.8	10.3
Average per catch	14.1	14.9
Average per game	429.5	201.5
TDs Passing	7	3
Total offense	1084	873
Average per play	6.5	6.5
Average per game	542.0	436.5
Kick returns: #-Yards	8-195	3-136
Punt returns: #-Yards	2--6	1-4
Int returns: #-Yards	1-0	0-0
Fumbles-Lost	2-2	2-0
Penalties-Yards	12-119	15-138
Punts-Avg	3-42.0	6-41.5
Time of possession / game	29:39	30:21
3rd-down conversion	13/33	10/23
4th-down conversion	6/12	2/2
PAT-attempts	(9-9) 100%	(11-11) 100%
2-point conversion-attempts	(0-0) 0%	(0-0) 0%

Interceptions

Player	no.	yds	avg	td	lg
Jacob Redding	1	0	0.0	0	0
Total	1	0	0.0	0	0
Opponents	0	0	0.0	0	0

2025 BAYLOR FOOTBALL STATS

2025 OVERALL: 1-1 (HOME 0-1, ROAD 1-0, NEUTRAL 0-0) | BIG 12 CONFERENCE: 0-0 (HOME 0-0, ROAD 0-0, NEUTRAL 0-0)

Field Goals

Player	fg	pct.	01-19	20-29	30-39	40-49	50-99	lg	blk
Connor Hawkins	3-3	100.0	0-0	2-2	1-1	0-0	0-0	36	0
Opponents	2-5	40.0	0-0	1-1	0-1	1-1	0-2	43	0

Scoring

Player	td	fg	PAT						pts
			kick	rush	rcv	pass	dxp	saf	
Kobe Prentice	3	-	-	-	-	-	-	-	18
Connor Hawkins	-	3-3	9-9	-	-	-	-	-	18
Josh Cameron	2	-	-	-	-	-	-	-	12
Bryson Washington	2	-	-	-	-	-	-	-	12
Michael Trigg	1	-	-	-	-	-	-	-	6
Caden Knighten	1	-	-	-	-	-	-	-	6
Total	9	3-3	9-9	0	0	0	0	0	72
Opponents	11	2-5	11-11	0	0	0	0	0	83

Score by Periods

Team	1st	2nd	3rd	4th	OT	TOT
Baylor	3	28	10	21	10	72
Opponents	17	24	14	21	7	83

Punting

Player	no.	yds	avg	lg	tb	fc	i20	50+	blk
Palmer Williams	3	126	42.0	51	0	0	0	1	0
Total	3	126	42.0	51	0	0	0	1	0
Opponents	6	249	41.5	50	0	4	3	1	0

Punt Returns

Player	no.	yds	avg	td	lg
Josh Cameron	2	-6	-3.0	0	3
Total	2	-6	-3.0	0	3
Opponents	1	4	4.0	0	4

Kick Returns

Player	no.	yds	avg	td	lg
Kole Wilson	7	169	24.1	0	33
Michael Allen	1	26	26.0	0	26
Total	8	195	24.4	0	33
Opponents	3	136	45.3	1	98

All Purpose

Player	g	rush	rcv	pr	kr	ir	total	avg/g
Kole Wilson	2	0	155	0	169	0	324	162.0
Ashtyn Hawkins	2	0	215	0	0	0	215	107.5
Josh Cameron	2	0	205	-6	0	0	199	99.5
Bryson Washington	2	169	13	0	0	0	182	91.0
Michael Trigg	2	0	137	0	0	0	137	68.5
Kobe Prentice	2	0	101	0	0	0	101	50.5
Caden Knighten	2	55	15	0	0	0	70	35.0
Michael Allen	2	0	0	0	26	0	26	13.0
Louis Brown IV	2	0	18	0	0	0	18	9.0
Sawyer Robertson	2	1	0	0	0	0	1	0.5
Total	2	225	859	-6	195	0	1273	636.5
Opponents	2	470	403	4	136	0	1013	506.5

Total Offense

Player	g	plays	rush	pass	total	avg/g
Sawyer Robertson	2	108	1	859	860	430.0
Bryson Washington	2	45	169	0	169	84.5
Caden Knighten	2	13	55	0	55	27.5
Total	2	166	225	859	1084	542.0
Opponents	2	135	470	403	873	436.5

2025 BAYLOR FOOTBALL STATS

2025 OVERALL: 1-1 (HOME 0-1, ROAD 1-0, NEUTRAL 0-0) | BIG 12 CONFERENCE: 0-0 (HOME 0-0, ROAD 0-0, NEUTRAL 0-0)

Team Defense

			Tackles				Sacks	Pass defense			Fumbles		blkd	
##	Player	gp	ua	a	tot	tfl/yds	no-yds	int-yds	brup	qbh	fr-yds	ff	kick	saf
11	Keaton Thomas	2	16	10	26	1-9
3	Devyn Bobby	2	9	5	14
33	DJ Coleman	2	7	4	11	.	.	.	1
38	Jacob Redding	2	11	.	11	.	.	1-0
31	Phoenix Jackson	2	3	7	10	1
9	Cooper Lanz	2	4	4	8	.	.	.	1
45	Kyland Reed	2	3	4	7
32	Emar'rion Winston	2	3	2	5	2-8	1-6
36	Travion Barnes	2	4	1	5	1-10	1-10
50	Matthew Fobbs-White	2	3	1	4	1-5
16	Kendrick Simpkins	2	3	.	3	1-14	1-14	1	.	.
25	LeVar Thornton Jr.	2	3	.	3
17	Tyler Turner	2	2	1	3
59	Devonte Tezino	2	.	2	2
20	Placide Djungu-Sungu	2	1	.	1
27	Tevin Williams III	2	.	1	1	.	.	.	1
18	Caldra Williford	1	1	.	1
28	Calvin Simpson-Hunt	1	1	.	1
24	Micah Gifford	2	.	1	1
8	Caden Jenkins	1	1	.	1	.	.	.	1
93	DK Kalu	2	.	1	1
5	Carl Williams IV	1	.	1	1
53	Ronnie Mageo	1	.	1	1
98	Rhett Armstrong	2	1	.	1
51	Kamaurn Morgan	1	1	.	1
88	Taz Williams Jr.	1	1
	Totals	2	77	46	123	6-46	3-30	1-0	5	1	0-0	1	0	0
	Opponents	2	94	48	142	11-40	5-27	0-0	11	3	2-0	1	0	0

2025 BAYLOR FOOTBALL STATS

2025 OVERALL: 1-1 (HOME 0-1, ROAD 1-0, NEUTRAL 0-0) | BIG 12 CONFERENCE: 0-0 (HOME 0-0, ROAD 0-0, NEUTRAL 0-0)



2025-26 Baylor Football
Passing Game-by-Game
All games

Page 1/1
as of Sep 07, 2025

#13 Sawyer Robertson	Comp	Att	Int	Pct	Yards	TD	Long	Sacked	Effic.
Auburn	27	48	0	56.3	419	3	57	4-19	150.2
SMU	34	50	0	68.0	440	4	48	1-8	168.3
Totals	61	98	0	62.2	859	7	57	5-27	159.4

Rushing

Player	No-Yds/TD	AU	SMU
Bryson Washington	45-169/2	14-54/0	31-115/2
Caden Knighten	13-55/0	6-29/0	7-26/0
Sawyer Robertson	10-1/0	4--19/0	6-20/0

Receiving

Player	No-Yds/TD	AU	SMU
Ashtyn Hawkins	14-215/0	4-70/0	10-145/0
Josh Cameron	11-205/2	2-54/0	9-151/2
Michael Trigg	11-137/1	7-99/1	4-38/0
Kole Wilson	10-155/0	8-134/0	2-21/0
Kobe Prentice	6-101/3	2-38/1	4-63/2
Bryson Washington	5-13/0	2-2/0	3-11/0
Caden Knighten	3-15/1	1-4/1	2-11/0
Louis Brown IV	1-18/0	1-18/0	-

2025 BAYLOR FOOTBALL STATS**2025 OVERALL: 1-1 (HOME 0-1, ROAD 1-0, NEUTRAL 0-0) | BIG 12 CONFERENCE: 0-0 (HOME 0-0, ROAD 0-0, NEUTRAL 0-0)****Total Tackles**

Player	S-A	Total	AU	SMU
Keaton Thomas	16-10	26	10-6	6-4
Devyn Bobby	9-5	14	5-1	4-4
Jacob Redding	11-0	11	6-0	5-0
DJ Coleman	7-4	11	2-3	5-1
Phoenix Jackson	3-7	10	2-6	1-1
Cooper Lanz	4-4	8	2-2	2-2
Kyland Reed	3-4	7	0-2	3-2
Travion Barnes	4-1	5	2-0	2-1
Emar'rion Winston	3-2	5	0-1	3-1
Matthew Fobbs-White	3-1	4	1-0	2-1
Kendrick Simpkins	3-0	3	1-0	2-0
LeVar Thornton Jr.	3-0	3	2-0	1-0
Tyler Turner	2-1	3	1-0	1-1
Devonte Tezino	0-2	2	0-2	-
Caden Jenkins	1-0	1	1-0	DNP
Caldra Williford	1-0	1	DNP	1-0
Placide Djungu-Sungu	1-0	1	-	1-0
Calvin Simpson-Hunt	1-0	1	1-0	DNP
Kamaurn Morgan	1-0	1	DNP	1-0
Rhett Armstrong	1-0	1	-	1-0
Carl Williams IV	0-1	1	DNP	0-1
Micah Gifford	0-1	1	0-1	-
Tevin Williams III	0-1	1	-	0-1
Ronnie Mageo	0-1	1	0-1	DNP
DK Kalu	0-1	1	0-1	-

2025 BAYLOR FOOTBALL STATS

2025 OVERALL: 1-1 (HOME 0-1, ROAD 1-0, NEUTRAL 0-0) | BIG 12 CONFERENCE: 0-0 (HOME 0-0, ROAD 0-0, NEUTRAL 0-0)

GAME-BY-GAME TACKLES FOR LOSS

Player	UA-A	Total	AU	SMU
Emar'rion Winston	2-0	2.0	-	2.0-8
Keaton Thomas	1-0	1.0	-	1.0-9
Kendrick Simpkins	1-0	1.0	1.0-14	-
Travion Barnes	1-0	1.0	-	1.0-10
Matthew Fobbs-White	1-0	1.0	-	1.0-5

GAME-BY-GAME SACKS

Player	UA-A	Total	AU	SMU
Kendrick Simpkins	1-0	1	1-14	-
Emar'rion Winston	1-0	1	-	1-6
Travion Barnes	1-0	1	-	1-10

GAME-BY-GAME KICKING

CONNOR HAWKINS	PAT	ATT	PCT	FG	ATT	PCT	LONG	PTS
Auburn	3	3	100.0	1	1	100.0	36	6
at SMU	6	6	100.0	2	2	100.0	27	12

GAME-BY-GAME PUNTING

PALMER WILLIAMS	NO	YDS	AVG	LONG	I20	TB	50+	60+
Auburn	2	75	37.5	43	0	0	0	0
at SMU	1	51	51.0	51	0	0	1	0

2025 BAYLOR FOOTBALL STATS

2025 OVERALL: 1-1 (HOME 0-1, ROAD 1-0, NEUTRAL 0-0) | BIG 12 CONFERENCE: 0-0 (HOME 0-0, ROAD 0-0, NEUTRAL 0-0)

SCORING DRIVES

OPPONENT			DRIVE		QTR/	DRIVE	
	PLAYS	YDS	TIME	CLOCK	START	PLAY	
Auburn	13	56	4:24	1st/10:36	BU25	Hawkins 36 yard FG	
Auburn	8	75	2:24	2nd/3:21	BU25	Prentice 33 yard pass from Robertson	
Auburn	10	75	4:42	3rd/0:58	BU25	Knighten 4 yard pass from Robertson	
Auburn	9	79	3:49	4th/11:48	BU21	Trigg 4 yard pass from Robertson	

SCORING DRIVES SUPERLATIVES

MOST PLAYS: 13 vs. Auburn (FG)				FEWEST PLAYS: 3 at SMU (TD)			
MOST YARDS: 82 at SMU (TD)				FEWEST YARDS: 25 (ot) at SMU (TD)			
LONGEST TIME: 5:32 at SMU (FG)				SHORTEST TIME: 1:49 at SMU (TD)			

LONG PLAYS FROM SCRIMMAGE (20-Plus Yards)

YDS	PLAY	OPPONENT
57	Wilson pass from Robertson	Auburn
48	Cameron pass from Robertson (TD)	SMU
36	Hawkins pass from Robertson	Auburn
33	Prentice pass from Robertson (TD)	Auburn
33	Cameron pass from Robertson (TD)	Auburn
28	Prentice pass from Robertson (TD)	SMU
28	Hawkins pass from Robertson	SMU
27	Cameron pass from Robertson	Auburn
27	Wilson pass from Robertson	SMU
23	Hawkins pass from Robertson	SMU
22	Wilson pass from Robertson	Auburn
21	Prentice pass from Robertson	SMU

2025 BAYLOR FOOTBALL STATS

2025 OVERALL: 1-1 (HOME 0-1, ROAD 1-0, NEUTRAL 0-0) | BIG 12 CONFERENCE: 0-0 (HOME 0-0, ROAD 0-0, NEUTRAL 0-0)

Baylor - Game Highs

RUSHES	44	at SMU (09/06/2025)
YARDS RUSHING	161	at SMU (09/06/2025)
YARDS PER RUSH	3.7	at SMU (09/06/2025)
TD RUSHES	2	at SMU (09/06/2025)
PASS ATTEMPTS	50	at SMU (09/06/2025)
PASS COMPLETIONS	34	at SMU (09/06/2025)
YARDS PASSING	440	at SMU (09/06/2025)
YARDS PER PASS	8.8	at SMU (09/06/2025)
TD PASSES	4	at SMU (09/06/2025)
TOTAL PLAYS	94	at SMU (09/06/2025)
TOTAL OFFENSE	601	at SMU (09/06/2025)
YARDS PER PLAY	6.7	Auburn (08/29/2025)
POINTS	48	at SMU (09/06/2025)
SACKS BY	2	at SMU (09/06/2025)
FIRST DOWNS	32	at SMU (09/06/2025)
PENALTIES	6	at SMU (09/06/2025)
	6	Auburn (08/29/2025)
PENALTY YARDS	64	at SMU (09/06/2025)
TURNOVERS	2	at SMU (09/06/2025)
PUNTS	2	Auburn (08/29/2025)
PUNTING AVG	51.0	at SMU (09/06/2025)
LONG PUNT	51	at SMU (09/06/2025)
PUNTS INSIDE 20	0	at SMU (09/06/2025)
	0	Auburn (08/29/2025)
LONG PUNT RETURN	3	at SMU (09/06/2025)

Baylor - Individual Game Highs

RUSHES	31	Bryson Washington at SMU (09/06/2025)
YARDS RUSHING	115	Bryson Washington at SMU (09/06/2025)
TD RUSHES	2	Bryson Washington at SMU (09/06/2025)
LONG RUSH	18	Bryson Washington vs Auburn (08/29/2025)
PASS ATTEMPTS	50	Sawyer Robertson at SMU (09/06/2025)
PASS COMPLETIONS	34	Sawyer Robertson at SMU (09/06/2025)
YARDS PASSING	440	Sawyer Robertson at SMU (09/06/2025)
TD PASSES	4	Sawyer Robertson at SMU (09/06/2025)
LONG PASS	57	Sawyer Robertson vs Auburn (08/29/2025)
RECEPTIONS	10	Ashtyn Hawkins at SMU (09/06/2025)
YARDS RECEIVING	151	Josh Cameron at SMU (09/06/2025)
TD RECEPTIONS	2	Josh Cameron at SMU (09/06/2025)
	2	Kobe Prentice at SMU (09/06/2025)
LONG RECEPTION	57	Kole Wilson vs Auburn (08/29/2025)
PUNTS	2	Palmer Williams vs Auburn (08/29/2025)
PUNTING AVG	51.0	Palmer Williams at SMU (09/06/2025)
LONG PUNT	51	Palmer Williams at SMU (09/06/2025)
PUNTS INSIDE 20	none	
LONG PUNT RETURN	3	Josh Cameron at SMU (09/06/2025)
LONG KICKOFF RETURN	33	Kole Wilson vs Auburn (08/29/2025)
TACKLES	16	Keaton Thomas vs Auburn (08/29/2025)
SACKS	1	Emar'rion Winston at SMU (09/06/2025)
	1	Travion Barnes at SMU (09/06/2025)
	1	Kendrick Simpkins vs Auburn (08/29/2025)
TACKLES FOR LOSS	2	Emar'rion Winston at SMU (09/06/2025)

2025 BAYLOR FOOTBALL STATS

2025 OVERALL: 1-1 (HOME 0-1, ROAD 1-0, NEUTRAL 0-0) | BIG 12 CONFERENCE: 0-0 (HOME 0-0, ROAD 0-0, NEUTRAL 0-0)

Opponent - Game Highs

RUSHES	52	Auburn (08/29/2025)
YARDS RUSHING	307	Auburn (08/29/2025)
YARDS PER RUSH	5.9	Auburn (08/29/2025)
TD RUSHES	4	Auburn (08/29/2025)
PASS ATTEMPTS	17	Auburn (08/29/2025)
PASS COMPLETIONS	11	Auburn (08/29/2025)
YARDS PASSING	108	Auburn (08/29/2025)
YARDS PER PASS	6.4	Auburn (08/29/2025)
TD PASSES	0	Auburn (08/29/2025)
TOTAL PLAYS	69	Auburn (08/29/2025)
TOTAL OFFENSE	415	Auburn (08/29/2025)
YARDS PER PLAY	6.0	Auburn (08/29/2025)
POINTS	38	Auburn (08/29/2025)
SACKS BY	4	Auburn (08/29/2025)
FIRST DOWNS	25	Auburn (08/29/2025)
PENALTIES	9	Auburn (08/29/2025)
PENALTY YARDS	83	Auburn (08/29/2025)
TURNOVERS	0	Auburn (08/29/2025)
PUNTS	3	Auburn (08/29/2025)
PUNTING AVG	39.3	Auburn (08/29/2025)
LONG PUNT	40	Auburn (08/29/2025)
PUNTS INSIDE 20	1	Auburn (08/29/2025)
LONG PUNT RETURN	0	Auburn (08/29/2025)

Opponent - Individual Game Highs

RUSHES	19	T.J. Harden at SMU (09/06/2025)
YARDS RUSHING	137	Jackson Arnold vs Auburn (08/29/2025)
TD RUSHES	3	T.J. Harden at SMU (09/06/2025)
LONG RUSH	40	T.J. Harden at SMU (09/06/2025)
PASS ATTEMPTS	22	Kevin Jennings at SMU (09/06/2025)
PASS COMPLETIONS	16	Kevin Jennings at SMU (09/06/2025)
YARDS PASSING	295	Kevin Jennings at SMU (09/06/2025)
TD PASSES	3	Kevin Jennings at SMU (09/06/2025)
LONG PASS	75	Kevin Jennings at SMU (09/06/2025)
RECEPTIONS	4	Romello Brinson at SMU (09/06/2025)
YARDS RECEIVING	126	Romello Brinson at SMU (09/06/2025)
TD RECEPTIONS	2	Romello Brinson at SMU (09/06/2025)
LONG RECEPTION	75	Romello Brinson at SMU (09/06/2025)
	75	Jalen Cooper at SMU (09/06/2025)
FIELD GOALS	1	Collin Rogers at SMU (09/06/2025)
	1	Alex McPherson vs Auburn (08/29/2025)
LONG FIELD GOALS	43	Collin Rogers at SMU (09/06/2025)
PUNTS	3	Wade McSparron at SMU (09/06/2025)
	3	Hudson Kaak vs Auburn (08/29/2025)
PUNTING AVG	43.7	Wade McSparron at SMU (09/06/2025)
LONG PUNT	50	Wade McSparron at SMU (09/06/2025)
PUNTS INSIDE 20	2	Wade McSparron at SMU (09/06/2025)
LONG PUNT RETURN	4	Yamir Knight at SMU (09/06/2025)
LONG KICKOFF RETURN	98	Rayshawn Pleasant vs Auburn (08/29/2025)
TACKLES	12	Isaiah Nwokobia at SMU (09/06/2025)
SACKS	1	Ahmaad Moses at SMU (09/06/2025)
	1	Robert Woodyard Jr. vs Auburn (08/29/2025)
	1	Keyron Crawford vs Auburn (08/29/2025)
	1	Keldric Faulk vs Auburn (08/29/2025)
TACKLES FOR LOSS	2	Isaiah Smith at SMU (09/06/2025)
	2	Robert Woodyard Jr. vs Auburn (08/29/2025)
INTERCEPTIONS	none	

2025 BAYLOR FOOTBALL STATS

2025 OVERALL: 1-1 (HOME 0-1, ROAD 1-0, NEUTRAL 0-0) | BIG 12 CONFERENCE: 0-0 (HOME 0-0, ROAD 0-0, NEUTRAL 0-0)

Baylor Inside Opponent Red-Zone

Date	Opponent		Score	Times	Times	Total	Rush	Pass	FGs	Failed to score inside RZ						
				In RZ	Scored	Pts		TDs	TDs	Made	FGA	Down	Int	Fumb	Half	Game
08/29/2025	Auburn	L	24-38	5	3	17	2	0	2	1	1	2	0	0	0	0
09/06/2025	at SMU	W	48-45	4	4	20	2	2	0	2	2	0	0	0	0	0
Totals 7 of 9 (77.8%)				9	7	37	4	2	2	3	3	2	0	0	0	0

Opponents Inside Baylor Red-Zone

Date	Opponent		Score	Times	Times	Total	Rush	Pass	FGs	Failed to score inside RZ						
				In RZ	Scored	Pts		TDs	TDs	Made	FGA	Down	Int	Fumb	Half	Game
08/29/2025	Auburn	L	24-38	3	3	17	2	2	0	1	1	0	0	0	0	0
09/06/2025	SMU	W	48-45	3	2	14	2	2	0	0	0	0	1	0	0	0
Totals 5 of 6 (83.3%)				6	5	31	4	4	0	1	1	0	1	0	0	0

PLAYERS



68
OMAR AIGBEDION
OL • 6-3 • 310 • SR. • 1L
KATY, TEXAS (KATY HS / MONTANA STATE)

- Outland Trophy Watch List
- Preseason First-Team All-Big 12 (Phil Steele)
- Preseason Second-Team All-Big 12 (Athlon)
- Preseason Second-Team All-Texas (DCTF)

AIGBEDION CAREER STATISTICS	
OFFENSIVE	
YEAR	G/GS
2024	13/13
2025	2/2
CAREER	15/15



36
TRAVION BARNES
LB • 6-0 • 243 • SR. • TR
ALAMONTE SPRINGS, FLA.
(APOPKA HS / GEORGIA MILITARY ACADEMY / FIU)

- Preseason Second-Team All-Texas (DCTF)
- Preseason Third-Team All-Big 12 (Phil Steele)
- Preseason Fourth-Team All-Big 12 (Athlon)

BARNES CAREER STATISTICS										
DEFENSIVE										
YEAR	G/GS	UT	AT	TT	TFL-YD	QBS-YD	FF/FR	PBU	INT-YD	
2024*	11/11	59	70	129	10.5-31	3.0-14	0/1	0	2-85	
2025	2/0	4	1	5	1.0-10	1.0-10	0/0	0	0-0	
CAREER	13/11	63	71	134	11.5-41	4.0-24	0/1	0	2-85	

* at FIU

BARNES' CAREER BESTS
Tackles: 16 at Liberty (10/8/24)
Solo Tackles: 8, twice, last at FAU (9/14/24)
Tackles-For-Loss: 3.0 at Liberty (10/8/24)
Interceptions: 1, twice, last vs. MTSU (11/30/24)

BARNES' GAME-BY-GAME DEFENSIVE STATS						
DATE	OPPONENT	UT	AT	TT	TFL-YDS	QBS-YDS
8/29/25	AUBURN	2	0	2	0-0	0-0
9/6/25	at SMU	2	1	3	1.0-10	1.0-10
9/13/25	SAMFORD					
9/20/25	ARIZONA STATE					
10/4/25	KANSAS STATE					
10/18/25	at TCU					
10/25/25	at Cincinnati					
11/1/25	UCF					
11/15/25	UTAH					
11/22/25	at Arizona					
11/29/25	HOUSTON					



4
LOUIS BROWN IV
WR • 6-2 • 192 • SR. • TR
S. LOS ANGELES, CALIF. (INGLEWOOD HS /
COLORADO STATE / SAN DIEGO STATE)

BROWN IV CAREER STATISTICS						
RECEIVING						
YEAR	G/GS	REC	YD	AVG	TD	LP/OPPONENT
2022*	10/2	12	98	8.2	0	24/vs. Utah State
2023*	12/7	47	481	10.2	5	46/at Colorado
2024^	11/6	38	620	16.3	3	44/vs. Texas A&M-Commerce
2025	2/0	1	18	18.0	0	18/vs. Auburn
CAREER	35/15	98	1,216	12.4	8	46/at Colorado

BROWN'S GAME-BY-GAME RECEIVING STATS						
DATE	OPPONENT	REC	YDS	AVG	TD	TD YDS
8/29/25	AUBURN	1	18	18.0	0	-
9/6/25	at SMU	0	0	0.0	0	-
9/13/25	SAMFORD					
9/20/25	ARIZONA STATE					
9/27/25	at Oklahoma State					
10/4/25	KANSAS STATE					
10/18/25	at TCU					
10/25/25	at Cincinnati					
11/1/25	UCF					
11/15/25	UTAH					
11/22/25	at Arizona					
11/29/25	HOUSTON					



3
DEVYN BOBBY
S • 5-11 • 198 • SR. • 3L
DeSOTO, TEXAS (DeSOTO HS)

BOBBY CAREER STATISTICS										
DEFENSIVE										
YEAR	G/GS	UT	AT	TT	TFL-YD	QBS-YD	FF/FR	PBU	INT-YD	
2022	13/0	10	3	13	0.0-0	0.0-0	0/0	0	0-0	
2023	12/12	50	26	76	1.0-1	0.0-0	1/0	6	1-0	
2024	13/13	53	27	80	3.0-7	0.0-0	0/2	3	3-21	
2025	2/2	9	5	14	0.0-0	0.0-0	0/0	0	0-0	
CAREER	40/27	122	61	183	4.0-8	0.0-0	1/2	9	4-21	

BOBBY'S CAREER BESTS
Tackles: 14, vs. LSU (12/31/24)
Solo Tackles: 7, vs. West Virginia (11/25/23)
Tackles-For-Loss: 1.0, 3x, at Air Force (10/5/24)
Interceptions: 2, vs. Kansas (11/30/24)
Pass Breakups: 2, vs. West Virginia (11/25/23)
Forced Fumbles: 1, vs. Texas Tech (10/7/23)

PLAYERS

BOBBY'S GAME-BY-GAME DEFENSIVE STATS

DATE	OPPONENT	UT	AT	TT	PD	INT-YDS
8/29/25	AUBURN	5	1	6	0	0-0
9/6/25	at SMU	4	4	8	0	0-0
9/13/25	SAMFORD					
9/20/25	ARIZONA STATE					
10/4/25	KANSAS STATE					
10/18/25	at TCU					
10/25/25	at Cincinnati					
11/1/25	UCF					
11/15/25	UTAH					
11/22/25	at Arizona					
11/29/25	HOUSTON					

DATE	OPPONENT	UT	AT	TT	PD	INT-YDS
8/31/24	TARLETON	1	1	2	0	0-0
9/7/24	at Utah	5	2	7	0	0-0
9/14/24	AIR FORCE	5	4	9	0	0-0
9/21/24	at Colorado	2	0	2	0	0-0
9/28/24	BYU	4	1	5	0	0-0
10/5/24	at Iowa State	4	1	5	1	0-0
10/19/24	at Texas Tech	6	0	6	1	0-0
10/26/24	OKLAHOMA STATE	4	2	6	0	0-0
11/2/24	TCU	5	3	8	0	0-0
11/16/24	at West Virginia	4	2	6	0	0-0
11/23/24	at Houston	3	2	5	0	1-0
11/30/24	KANSAS	2	2	4	0	2-21
12/31/24	vs. LSU	8	6	14	9	0-0

DATE	OPPONENT	UT	AT	TT	PD	INT-YDS
9/2/23	TEXAS STATE	3	2	5	0	0-0
9/9/23	UTAH	2	4	6	0	0-0
9/16/23	LONG ISLAND	0	1	1	0	0-0
9/23/23	TEXAS	6	2	8	0	0-0
9/30/23	at UCF	5	2	7	1	0-0
10/7/23	TEXAS TECH	5	4	9	1	0-0
10/21/23	at Cincinnati	6	2	8	0	0-0
10/28/23	IOWA STATE	5	4	9	0	1-0
11/4/23	HOUSTON	5	1	6	0	0-0
11/11/23	at Kansas State	4	0	4	1	0-0
11/18/23	at TCU	2	2	4	1	0-0
11/25/23	WEST VIRGINIA	9	7	2	2	0-0



22

REGGIE BUSH II

CB • 6-0 • 195 • RJR. • 2L

FRISCO, TEXAS (INDEPENDENCE HS)

BUSH CAREER STATISTICS

DEFENSIVE

YEAR	G/GS	UT	AT	TT	TFL-YD	QBS-YD	FF/FR	PBU	INT-YD
2022	2/0	0	0	0	0.0-0	0.0-0	0/0	0	0-0
2023	5/0	0	0	0	0.0-0	0.0-0	0/0	0	0-0
2024	12/0	8	5	13	0.0-0	0.0-0	0/0	1	0-0
2025	0/0	0	0	0	0.0-0	0.0-0	0/0	0	0-0
CAREER	19/0	8	5	13	0.0-0	0.0-0	0/0	1	0-0

BUSH'S GAME-BY-GAME DEFENSIVE STATS

DATE	OPPONENT	UT	AT	TT	PD	INT-YDS
8/29/25	AUBURN			DNP		
9/6/25	at SMU					
9/13/25	SAMFORD					
9/20/25	ARIZONA STATE					
10/4/25	KANSAS STATE					
10/18/25	at TCU					
10/25/25	at Cincinnati					
11/1/25	UCF					
11/15/25	UTAH					
11/22/25	at Arizona					
11/29/25	HOUSTON					



34

JOSH CAMERON

WR • 6-1 • 224 • RSR. • 3L

CEDAR PARK, TEXAS (CEDAR PARK HS)

- Biletnikoff Award Watch List
- Hornung Award Watch List
- Preseason First-Team All-America, PR (Athlon)
- Preseason All-Big 12, PR/KR (Big 12 Media)
- Preseason First-Team All-Texas, WR (DCTF)
- Preseason Second-Team All-Big 12, WR (Athlon, Phil Steele)
- Preseason Second-Team All-Big 12, PR (Phil Steele)

CAMERON CAREER STATISTICS

RECEIVING

YEAR	G/GS	REC	YD	AVG	TD	LP/OPPONENT
2021	3/0	0	0	0.0	0	N/A
2022	13/4	28	386	13.8	0	42/vs. TCU
2023	12/7	21	224	10.7	0	24/at Cincy
2024	13/13	52	754	14.5	10	47/at Utah
2025	2/2	11	205	18.6	2	48/at SMU
CAREER	43/26	112	1,569	14.0	12	48/at SMU

PUNT RETURNS

YEAR	G/GS	RET	YD	AVG	TD	LONG/OPPONENT
2021	3/0	0	0	0.0	0	0/0
2022	13/4	0	0	0.0	0	0/0
2023	12/7	13	201	15.5	0	70/at Kansas State
2024	13/13	14	290	20.7	0	73/at Texas Tech
2025	2/2	2	-6	-3.0	0	0/0
CAREER	43/26	29	485	16.72	0	73/at Texas Tech

CAMERON'S CAREER BESTS

Receptions: 9, at SMU (9/6/25)

Receiving Yards: 151, at SMU (9/6/25)

Touchdowns: 3, at Texas Tech (10/19/24)

Longest Reception: 48, at SMU (9/6/25)

Punt Return: 73, at Texas Tech (10/19/24)

CAMERON'S GAME-BY-GAME RECEIVING STATS

DATE	OPPONENT	REC	YDS	AVG	TD	TD YDS
8/29/25	AUBURN	2	54	27.0	0	-
9/6/25	at SMU	9	151	16.8	2	33,48
9/13/25	SAMFORD					
9/20/25	ARIZONA STATE					
9/27/25	at Oklahoma State					
10/4/25	KANSAS STATE					
10/18/25	at TCU					
10/25/25	at Cincinnati					
11/1/25	UCF					
11/15/25	UTAH					
11/22/25	at Arizona					
11/29/25	HOUSTON					

DATE	OPPONENT	REC	YDS	AVG	TD	TD YDS
8/31/24	TARLETON	1	14	14.0	0	--
9/7/24	at Utah	2	59	29.5	1	47
9/14/24	AIR FORCE	5	63	12.6	0	--
9/21/24	at Colorado	1	6	6.0	0	--
9/28/24	BYU	7	125	17.9	2	1, 23
10/5/24	at Iowa State	2	10	5.0	1	4
10/19/24	at Texas Tech	6	75	12.5	3	6, 11, 12
10/26/24	OKLAHOMA STATE	1	13	13.0	0	--
11/2/24	TCU	4	59	14.7	0	--
11/16/24	at West Virginia	5	101	20.2	1	42
11/23/24	at Houston	2	16	8.0	0	--
11/30/24	KANSAS	8	102	12.75	1	14
12/31/24	vs. LSU	8	111	13.9	1	21

PLAYERS

DATE	OPPONENT	REC	YDS	AVG	TD	TD YDS
9/2/23	TEXAS STATE	0	0	0.0	0	--
9/9/23	UTAH	0	0	0.0	0	--
9/16/23	LONG ISLAND	1	11	11.0	0	--
9/23/23	TEXAS	2	19	9.5	0	--
9/30/23	at UCF	0	0	0.0	0	--
10/7/23	TEXAS TECH	2	20	10.0	0	--
10/21/23	at Cincinnati	3	46	15.3	0	--
10/28/23	IOWA STATE	0	0	0.0	0	--
11/4/23	HOUSTON	4	42	10.5	0	--
11/11/23	at Kansas State	5	41	8.2	0	--
11/18/23	at TCU	2	14	7.0	0	--
11/25/23	WEST VIRGINIA	2	31	15.5	0	--

DATE	OPPONENT	REC	YDS	AVG	TD	TD YDS
9/3/22	UALBANY	0	0	0.0	0	--
9/10/22	at BYU	1	1	1.0	0	--
9/17/22	TEXAS STATE	1	14	14.0	0	--
9/24/22	at Iowa State	1	10	10.0	0	--
10/1/22	OKLAHOMA STATE	1	19	19.0	0	--
10/13/22	at West Virginia	0	0	0.0	0	--
10/22/22	KANSAS	2	10	5.0	0	--
10/29/22	at Texas Tech	1	5	5.0	0	--
11/5/22	at Oklahoma	5	72	14.4	0	--
11/12/22	KANSAS STATE	6	83	13.8	0	--
11/19/22	TCU	3	68	22.7	0	--
11/25/22	at Texas	4	48	12.0	0	--
12/22/22	vs. Air Force	3	56	18.6	0	--



33
DJ COLEMAN
S • 6-1 • 210 • JR. • 2L
MESQUITE, TEXAS (HORN HS)

COLEMAN CAREER STATISTICS									
DEFENSIVE									
YEAR	G/GS	UT	AT	TT	TFL-YD	QBS-YD	FF/FR	PBU	INT-YD
2023	11/0	11	4	15	0-0	0-0	0/0	2	0-0
2024	12/1	17	11	28	1.5-3	0-0	0/0	3	0-0
2025	2/2	7	4	11	0.0-0	0-0	0/0	1	0-0
CAREER	25/3	35	19	54	1.5-3	0-0	0/0	6	0-0

COLEMAN'S CAREER BESTS
Tackles: 6, 3x, last vs. LSU (12/31/24)
Solo Tackles: 5, twice, last at SMU (9/6/25)
Tackles-For-Loss: 1.0, vs. Air Force (9/14/24)
Pass Breakups: 2, vs. LSU (12/31/24)

COLEMAN'S GAME-BY-GAME DEFENSIVE STATS						
DATE	OPPONENT	UT	AT	TT	PD	INT-YDS
8/29/25	AUBURN	2	3	5	0	0-0
9/6/25	at SMU	5	1	6	1	0-0
9/13/25	SAMFORD					
9/20/25	ARIZONA STATE					
10/4/25	KANSAS STATE					
10/18/25	at TCU					
10/25/25	at Cincinnati					
11/1/25	UCF					
11/15/25	UTAH					
11/22/25	at Arizona					
11/29/25	HOUSTON					

DATE	OPPONENT	UT	AT	TT	PBU	INT-YDS
8/31/24	TARLETON	0	0	0	1	0-0
9/7/24	at Utah	1	1	2	0	0-0
9/14/24	AIR FORCE	2	1	3	0	0-0
9/21/24	at Colorado	3	0	3	0	0-0
9/28/24	BYU	0	1	1	0	0-0
10/5/24	at Iowa State	4	2	6	0	0-0
10/19/24	at Texas Tech	DID NOT PLAY				
10/26/24	OKLAHOMA STATE	3	0	3	0	0-0
11/2/24	TCU	0	1	1	0	0-0
11/16/24	at West Virginia	2	1	3	0	0-0
11/23/24	at Houston	0	1	1	0	0-0
11/30/24	KANSAS	0	0	0	0	0-0
12/31/24	vs. LSU	2	4	6	2	0-0

DATE	OPPONENT	UT	AT	TT	PBU	INT-YDS
9/2/23	TEXAS STATE	DID NOT PLAY				
9/9/23	UTAH	5	1	6	1	0-0
9/16/23	LONG ISLAND	0	0	0	0	0-0
9/23/23	TEXAS	1	0	1	0	0-0
9/30/23	at UCF	2	0	2	1	0-0
10/7/23	TEXAS TECH	1	1	2	0	0-0
10/21/23	at Cincinnati	1	0	1	0	0-0
10/28/23	IOWA STATE	0	0	0	0	0-0
11/4/23	HOUSTON	0	0	0	0	0-0
11/11/23	at Kansas State	1	0	1	0	0-0
11/18/23	at TCU	0	2	2	0	0-0
11/25/23	WEST VIRGINIA	0	0	0	0	0-0



42
JEREMY EVANS
LB • 6-1 • 218 • RJR. • 2L
TENAHA, TEXAS (TENAHA HS)

EVANS CAREER STATISTICS									
DEFENSIVE									
YEAR	G/GS	UT	AT	TT	TFL-YD	QBS-YD	FF/FR	QBH	INT-YD
2022	3/0	0	0	0	0.0-0	0.0-0	0/0	0	0-0
2023	11/1	15	2	17	0.0-0	0.0-0	1/0	0	0-0
2024	8/0	0	0	0	0.0-0	0.0-0	0/0	0	0-0
2025	2/0	0	0	0	0.0-0	0.0-0	0/0	0	0-0
CAREER	24/1	15	2	17	0.0-0	0.0-0	1/0	0	0-0

EVANS' GAME-BY-GAME DEFENSIVE STATS						
DATE	OPPONENT	UT	AT	TT	TFL-YDS	QBS-YDS
8/29/25	AUBURN	0	0	0	0.0-0	0.0-0
9/6/25	at SMU	0	0	0	0.0-0	0.0-0
9/13/25	SAMFORD					
9/20/25	ARIZONA STATE					
10/4/25	KANSAS STATE					
10/18/25	at TCU					
10/25/25	at Cincinnati					
11/1/25	UCF					
11/15/25	UTAH					
11/22/25	at Arizona					
11/29/25	HOUSTON					

DATE	OPPONENT	UT	AT	TT	TFL-YDS	QBS-YDS
9/2/23	TEXAS STATE	0	0	0	0.0-0	0.0-0
9/9/23	UTAH	0	0	0	0.0-0	0.0-0
9/16/23	LONG ISLAND	4	0	4	0.0-0	0.0-0
9/23/23	TEXAS	1	0	1	0.0-0	0.0-0
9/30/23	at UCF	0	0	0	0.0-0	0.0-0
10/7/23	TEXAS TECH	0	1	1	0.0-0	0.0-0
10/21/23	at Cincinnati	1	1	2	0.0-0	0.0-0
10/28/23	IOWA STATE	1	0	1	0.0-0	0.0-0
11/4/23	HOUSTON	0	0	0	0.0-0	0.0-0
11/11/23	at Kansas State	7	0	7	0.0-0	0.0-0
11/18/23	at TCU	0	1	1	0.0-0	0.0-0
11/25/23	WEST VIRGINIA	DNP				

PLAYERS



50
MATTHEW FOBBS-WHITE
OLB • 6-3 • 235 • JR. • TR
MONROE, LA. (NEVILLE HS / TULANE)

FOBBS-WHITE CAREER STATISTICS									
DEFENSIVE									
YEAR	G/GS	UT	AT	TT	TFL-YD	QBS-YD	FF/FR	QBH	INT-YD
2023*	7/0	3	0	3	2.0-10	1.0-6	2/0		0-0
2024*	13/6	13	8	21	7.5-35	4.0-29	1/0		0-0
2025	2/1	3	1	4	1.0-5	0.0-0	0/0	0	0-0
CAREER	22/7	19	9	28	10.5-50	5.0-35	3/0	0	0-0

FOBBS-WHITE'S CAREER BESTS
Tackles: 4, twice, last vs. Memphis (11/28/24)
Solo Tackles: 2, 4x, last at SMU (9/6/25)
Tackles-For-Loss: 1.5, at UAB (10/5/24)
Sacks: 1.0, 5x, last at Navy (11/16/24)

FOBBS-WHITE'S GAME-BY-GAME DEFENSIVE STATS							
DATE	OPPONENT	UT	AT	TT	TFL-YDS	QBS-YDS	
8/29/25	AUBURN	1	0	1	0.0-0	0.0-0	
9/6/25	at SMU	2	1	3	1.0-5	0.0-0	
9/13/25	SAMFORD						
9/20/25	ARIZONA STATE						
9/27/25	at Oklahoma State						
10/4/25	KANSAS STATE						
10/18/25	at TCU						
10/25/25	at Cincinnati						
11/1/25	UCF						
11/15/25	UTAH						
11/22/25	at Arizona						
11/29/25	HOUSTON						



91
ADONIS FRILOUX
DL • 6-2 • 346 • 5SR. • TR
AMA, LA. (HAHNVILLE HS / TULANE)

FRILOUX CAREER STATISTICS									
DEFENSIVE									
YEAR	G/GS	UT	AT	TT	TFL-YD	QBS-YD	FF/FR	QBH	INT-YD
2020*	10/1	11	8	19	3.5-16	2.5-15	0/0	1	0-0
2021*	8/0	10	13	23	1.0-4	1.0-1	0/0	0	0-0
2022*		did not play							
2023*	5/0	3	4	7	0.0-0	0.0-0	0/0	0	0-0
2024*	14/0	7	6	13	2.0-11	1.0-8	0/0	0	1--2
2025	2/0	0	0	0	0.0-0	0.0-0	0/0	0	0-0
CAREER	39/1	31	31	62	6.5-31	1.0-8	0/0	1	1--2

* at Tulane

FRILOUX'S GAME-BY-GAME DEFENSIVE STATS

DATE	OPPONENT	UT	AT	TT	TFL-YDS	QBS-YDS
8/29/25	AUBURN	0	0	0	0.0-0	0.0-0
9/6/25	at SMU	0	0	0	0.0-0	0.0-0
9/13/25	SAMFORD					
9/20/25	ARIZONA STATE					
9/27/25	at Oklahoma State					
10/4/25	KANSAS STATE					
10/18/25	at TCU					
10/25/25	at Cincinnati					
11/1/25	UCF					
11/15/25	UTAH					
11/22/25	at Arizona					
11/29/25	HOUSTON					



69
SIDNEY FUGAR
OL • 6-5 • 343 • RSR. • 1L
WALDORF, MD. (ST. THOMAS MORE /
WESTERN ILLINOIS / SOUTH CAROLINA)

• Preseason Fourth-Team All-Big 12 (Phil Steele)

FUGAR CAREER STATISTICS	
OFFENSIVE	
YEAR	G/GS
2022*	9/9
2023^	10/4
2024	13/8
2025	2/2
CAREER	34/23

* at Western Illinois; ^ at South Carolina



6
ASHTYN HAWKINS
WR • 5-10 • 168 • 6SR. • 1L
DeSOTO, TEXAS (DeSOTO HS / CISCO CC / TEXAS STATE)

A. HAWKINS' CAREER STATISTICS						
RECEIVING						
YEAR	G/GS	REC	YD	AVG	TD	LP/OPPONENT
2021*	12/2	30	284	9.5	1	28/at Georgia State
2022*	9/5	56	587	10.5	7	74/Southern Miss
2023*	13/13	55	874	15.9	3	48/vs. South Alabama
2024	13/10	45	567	12.6	5	35/vs. Air Force
2025	2/2	14	215	15.4	0	36/vs. Auburn
CAREER	48/32	200	2,527	12.6	16	74/vs. Southern Miss

* at Texas State

HAWKINS'S BAYLOR CAREER BESTS
Receptions: 10, at SMU (9/6/25)
Receiving Yards: 151, at SMU (9/6/25)
Touchdowns: 1, 5x, last vs.LSU (12/31/24)
Longest Reception: 35, twice, last vs. LSU (12/31/24)

PLAYERS

HAWKINS' GAME-BY-GAME RECEIVING STATS

DATE	OPPONENT	REC	YDS	AVG	TD	TD YDS
8/29/25	AUBURN	4	70	17.5	0	--
9/6/25	at SMU	10	145	14.5	0	--
9/13/25	SAMFORD					
9/20/25	ARIZONA STATE					
9/27/25	at Oklahoma State					
10/4/25	KANSAS STATE					
10/18/25	at TCU					
10/25/25	at Cincinnati					
11/1/25	UCF					
11/15/25	UTAH					
11/22/25	at Arizona					
11/29/25	HOUSTON					

DATE	OPPONENT	REC	YDS	AVG	TD	TD YDS
8/31/24	TARLETON	2	37	18.5	1	32
9/7/24	at Utah	0	0	0.0	0	N/A
9/14/24	AIR FORCE	4	81	20.3	0	N/A
9/21/24	at Colorado	0	0	0.0	0	N/A
9/28/24	BYU	5	74	14.8	1	15
10/5/24	at Iowa State	3	11	3.66	0	N/A
10/19/24	at Texas Tech	6	69	11.5	0	N/A
10/26/24	OKLAHOMA STATE	4	74	18.5	1	33
11/2/24	TCU	3	36	12.0	0	N/A
11/16/24	at West Virginia	7	52	7.43	1	N/A
11/23/24	at Houston	6	65	10.8	1	23
11/30/24	KANSAS	1	13	13.0	0	N/A
12/31/24	vs. LSU	4	55	13.8	1	35



96
CONNOR HAWKINS
K • 6-2 • 199 • RFR. • RS
AUSTIN, TEXAS (LIBERTY HS)

HAWKINS CAREER STATISTICS

PLACE-KICKING/FIELD GOALS							
YEAR	G	PAT-A	PCT	FG-A	PCT	TP	LONG FG
2024	1	5-5	100.0	0-1	.000	5	-
2025	1	3-3	100.0	1-1	1.00	18	36/vs. Auburn
CAREER	2	8-8	100.0	1-2	.500	23	36/vs. Auburn

Hawkins Year-by-Year

Year	FGM-FGA	Pct.	1-19	20-29	30-39	40-49	50-59	LG	BLK	PAT
2024	0-1	0.00	0-0	0-0	0-0	0-0	0-1	0	0	5-5
2025	3-3	100.0	0-0	2-2	1-1	0-0	0-0	36	0	9-9
Total	3-4	75.0	0-0	2-2	1-1	0-0	0-1	36	0	14-14

HAWKINS' GAME-BY-GAME KICKING STATS

2025 Field Goal Sequence - Made, (Missed)

AUBURN	36
at SMU	26, 27
SAMFORD	
ARIZONA STATE	
at Oklahoma State	
KANSAS STATE	
at TCU	
at Cincinnati	
UCF	
UTAH	
at Arizona	
HOUSTON	



31
PHOENIX JACKSON
LB • 6-0 • 223 • RSR. • TR
MODESTO, CALIF. (CENTRAL CATHOLIC HS / FRESNO STATE)

JACKSON CAREER STATISTICS

DEFENSIVE									
YEAR	G/GS	UT	AT	TT	TFL-YD	QBS-YD	FF/FR	QBH	INT-YD
2022*	14/0	10	8	18	0.0-0	0.0-0	0/0	0	0-0
2023*	13/0	21	12	33	2.5-8	1.0-1	0/0	1	1-6
2024*	11/0	29	19	48	6.5-43	4.0-36	1/0	5	2-89
2025	2/1	3	7	10	0.0-0	0.0-0	0/0	0	0-0
CAREER	40/1	63	46	109	9.0-51	5.0-37	1/0	5	3-95


* at Fresno State

JACKSON'S CAREER BESTS

Tackles: 10, at Utah State (10/13/23)
Solo Tackles: 5, at Utah State (10/13/23)
Tackles-For-Loss: 2.0, 3x, last vs. Hawaii (11/2/24)
Sacks: 2.0, at Washington State (10/12/24)

JACKSON'S GAME-BY-GAME DEFENSIVE STATS

DATE	OPPONENT	UT	AT	TT	TFL-YDS	QBS-YDS
8/29/25	AUBURN	2	6	8	0.0-0	0.0-0
9/6/25	at SMU	1	1	2	0.0-0	0.0-0
9/13/25	SAMFORD					
9/20/25	ARIZONA STATE					
9/27/25	at Oklahoma State					
10/4/25	KANSAS STATE					
10/18/25	at TCU					
10/25/25	at Cincinnati					
11/1/25	UCF					
11/15/25	UTAH					
11/22/25	at Arizona					
11/29/25	HOUSTON					



8
CADEN JENKINS
CB • 6-1 • 178 • JR. • 2L
LEWISVILLE, TEXAS (LEWISVILLE HS)

• Preseason Fourth-Team All-Big 12 (Phil Steele)

CADEN JENKINS CAREER STATISTICS

DEFENSIVE									
YEAR	G/GS	UT	AT	TT	TFL-YD	QBS-YD	FF/FR	PBU	INT-YD
2023	12/7	25	12	37	1.0-5	0.0-0	0/2	3	3-11
2024	11/11	19	5	24	0.0-0	0.0-0	0/0	5	1-9
2025	1/0	1	0	1	0.0-0	0.0-0	0/0	1	0-0
CAREER	24/18	45	17	62	1.0-5	0.0-0	0/2	9	4-20

JENKINS' CAREER BESTS

Tackles: 7, 2x, at Texas Tech (10/19/24)
Solo Tackles: 6, 2x, at Texas Tech (10/19/24)
Tackles-For-Loss: 1.0, vs. Texas (9/23/23)
Interceptions: 1, 4x, last at Texas Tech (10/19/24)
Fumble Recoveries: 1, 2x, last at TCU (11/18/23)
Pass Breakups: 2, vs. Kansas (11/30/24)

PLAYERS

JENKINS' GAME-BY-GAME DEFENSIVE STATS

DATE	OPPONENT	UT	AT	TT	PD	INT-YDS
8/29/25	AUBURN	1	0	1	1	0-0
9/6/25	at SMU			DNP		
9/13/25	SAMFORD					
9/20/25	ARIZONA STATE					
10/4/25	KANSAS STATE					
10/18/25	at TCU					
10/25/25	at Cincinnati					
11/1/25	UCF					
11/15/25	UTAH					
11/22/25	at Arizona					
11/29/25	HOUSTON					

DATE	OPPONENT	UT	AT	TT	PD	INT-YDS
8/31/24	TARLETON	1	0	1	0	0-0
9/7/24	at Utah	1	0	1	0	0-0
9/14/24	AIR FORCE	1	1	2	0	0-0
9/21/24	at Colorado	2	0	2	0	0-0
9/28/24	BYU			DNP		
10/5/24	at Iowa State			DNP		
10/19/24	at Texas Tech	6	1	7	1	1-9
10/26/24	OKLAHOMA STATE	3	2	5	0	0-0
11/2/24	TCU	2	0	2	0	0-0
11/16/24	at West Virginia	1	0	1	1	0-0
11/23/24	at Houston	0	0	0	0	0-0
11/30/24	KANSAS	1	0	1	2	0-0
12/31/24	vs. LSU	2	1	3	1	0-0

DATE	OPPONENT	UT	AT	TT	PD	INT-YDS
9/2/23	TEXAS STATE	1	1	2	1	0-0
9/9/23	UTAH	0	2	2	1	0-0
9/16/23	LONG ISLAND	0	0	0	0	0-0
9/23/23	TEXAS	6	1	7	0	0-0
9/30/23	at UCF	2	0	2	0	1-5
10/7/23	TEXAS TECH	0	1	1	0	1-0
10/21/23	at Cincinnati	0	1	1	0	0-0
10/28/23	IOWA STATE	1	1	2	0	0-0
11/4/23	HOUSTON	4	1	5	0	1-6
11/11/23	at Kansas State	4	0	4	1	0-0
11/18/23	at TCU	3	3	6	0	0-0
11/25/23	WEST VIRGINIA	3	1	4	0	0-0



12
KELSEY JOHNSON
TE • 6-3 • 248 • RJR. • 2L
RED OAK, TEXAS (RED OAK HS)

K. JOHNSON CAREER STATISTICS

RECEIVING						
YEAR	G/GS	REC	YD	AVG	TD	LP/OPPONENT
2022	10/4	9	61	6.8	1	14/vs. Air Force (TD)
2023	12/4	11	80	7.3	0	21/vs. Long Island
2024	4/3	0	0	0.0	0	0/0
2025	2/0	0	0	0.0	0	0/0
CAREER	28/11	20	141	7.1	1	21/vs. Long Island

JOHNSON CAREER BESTS

Receptions: 3, vs. TCU (11/19/22)
Receiving Yards: 30, vs. TCU (11/19/22)
Touchdowns: 1, vs. TCU (11/19/22)
Longest Reception: 21, vs. Long Island (9/16/23)

K. JOHNSON'S GAME-BY-GAME RECEIVING STATS

DATE	OPPONENT	REC	YDS	AVG	TD	TD YDS
8/29/25	AUBURN	0	0	0.0	0	--
9/6/25	at SMU	0	0	0.0	0	--
9/13/25	SAMFORD					
9/20/25	ARIZONA STATE					
9/27/25	at Oklahoma State					
10/4/25	KANSAS STATE					
10/18/25	at TCU					
10/25/25	at Cincinnati					
11/1/25	UCF					
11/15/25	UTAH					
11/22/25	at Arizona					
11/29/25	HOUSTON					

DATE	OPPONENT	REC	YDS	AVG	TD	TD YDS
9/2/23	TEXAS STATE	0	0	0.0	0	--
9/9/23	UTAH	0	0	0.0	0	--
9/16/23	LONG ISLAND	2	28	14.0	0	--
9/23/23	TEXAS	2	18	9.0	0	--
9/30/23	at UCF	0	0	0.0	0	--
10/7/23	TEXAS TECH	0	0	0.0	0	--
10/21/23	at Cincinnati	2	17	8.5	0	--
10/28/23	IOWA STATE	2	5	2.5	0	--
11/4/23	HOUSTON	1	1	1.0	0	--
11/11/23	at Kansas State	1	10	10.0	0	--
11/18/23	at TCU	0	0	0.0	0	--
11/25/23	WEST VIRGINIA	1	1	1.0	0	--

DATE	OPPONENT	REC	YDS	AVG	TD	TD YDS
9/3/22	UALBANY	0	0	0.0	0	--
9/10/22	at BYU	0	0	0.0	0	--
9/17/22	TEXAS STATE	2	9	4.5	0	--
9/24/22	at Iowa State	0	0	0.0	0	--
10/1/22	OKLAHOMA STATE			DNP		
10/13/22	at West Virginia			DNP		
10/22/22	KANSAS			DNP		
10/29/22	at Texas Tech	0	0	0.0	0	--
11/5/22	at Oklahoma	1	0	0.0	0	--
11/12/22	KANSAS STATE	0	0	0.0	0	--
11/19/22	TCU	3	30	10.0	1	12
11/25/22	at Texas	1	2	2.0	0	--
12/22/22	vs. Air Force	2	20	10.0	0	14



40
KYLER JORDAN
OLB • 6-2 • 255 • RJR. • 2L
LUBBOCK, TEXAS (COOPER HS)

JORDAN CAREER STATISTICS

DEFENSIVE									
YEAR	G/GS	UT	AT	TT	TFL-YD	QBS-YD	FF/FR	QBH	INT-YD
2022	3/0	0	1	1	0.0-0	0.0-0	0/0	0	0-0
2023	12/6	6	6	12	0.5-1	0.0-0	0/0	0	1-3
2024	13/2	11	8	19	2.0-6	0.0-0	0/0	1	0-0
2025	2/0	0	0	0	0.0-0	0.0-0	0/0	0	0-0
CAREER	30/8	17	15	32	2.5-7	0.0-0	0/0	1	1-3

JORDAN'S CAREER BESTS

Tackles: 4, 3x, last at Texas Tech (10/19/24)
Solo Tackles: 2, 5x, last at Houston (11/23/24)
Tackles-For-Loss: 1.0, twice, last vs. Kansas (11/30/24)
Interceptions: 1, vs. Utah (9/9/23)

PLAYERS

JORDAN'S GAME-BY-GAME DEFENSIVE STATS

DATE	OPPONENT	UT	AT	TT	TFL-YDS	QBS-YDS
8/29/25	AUBURN	0	0	0	0.0-0	0.0-0
9/6/25	at SMU	0	0	0	0.0-0	0.0-0
9/13/25	SAMFORD					
9/20/25	ARIZONA STATE					
9/27/25	at Oklahoma State					
10/4/25	KANSAS STATE					
10/18/25	at TCU					
10/25/25	at Cincinnati					
11/1/25	UCF					
11/15/25	UTAH					
11/22/25	at Arizona					
11/29/25	HOUSTON					

DATE	OPPONENT	UT	AT	TT	TFL-YDS	QBS-YDS
8/31/24	TARLETON STATE	0	1	1	0.0-0	0.0-0
9/7/24	at Utah	0	0	0	0.0-0	0.0-0
9/14/24	AIR FORCE	0	0	0	0.0-0	0.0-0
9/21/24	at Colorado	0	2	2	0.0-0	0.0-0
9/28/24	BYU	2	2	4	0.0-0	0.0-0
10/5/24	at Iowa State	1	0	1	0.0-0	0.0-0
10/19/24	at Texas Tech	2	2	4	0.0-0	0.0-0
10/26/24	OKLAHOMA STATE	0	0	0	0.0-0	0.0-0
11/2/24	TCU	1	0	1	0.0-0	0.0-0
11/16/24	at WEST VIRGINIA	2	1	3	1.0-2	0.0-0
11/23/24	at Houston	2	0	2	0.0-0	0.0-0
11/30/24	KANSAS	1	0	1	1.0-4	0.0-0
12/31/24	vs. LSU	0	0	0	0.0-0	0.0-0

DATE	OPPONENT	UT	AT	TT	TFL-YDS	QBS-YDS
9/2/23	TEXAS STATE	0	1	1	0.0-0	0.0-0
9/9/23	UTAH	1	3	4	0.5-1	0.0-0
9/16/23	LONG ISLAND	2	0	2	0.0-0	0.0-0
9/23/23	TEXAS	1	0	1	0.0-0	0.0-0
9/30/23	at UCF	0	1	1	0.0-0	0.0-0
10/7/23	TEXAS TECH	0	0	0	0.0-0	0.0-0
10/21/23	at Cincinnati	1	1	2	0.0-0	0.0-0
10/28/23	IOWA STATE	1	0	1	0.0-0	0.0-0
11/4/23	HOUSTON	0	0	0	0.0-0	0.0-0
11/11/23	at Kansas State	0	0	0	0.0-0	0.0-0
11/18/23	at TCU	0	0	0	0.0-0	0.0-0
11/25/23	WEST VIRGINIA	0	0	0	0.0-0	0.0-0



93

DK KALU

DL • 6-4 • 309 • RSQ. • 1L
MISSOURI CITY, TEXAS (RIDGE POINT HS)

KALU CAREER STATISTICS

DEFENSIVE

YEAR	G/GS	UT	AT	TT	TFL-YD	QBS-YD	FF/FR	QBH	INT-YD
2024	3/1	1	0	1	0.0-0	0.0-0	0/0	0	0-0
2025	2/2	0	1	1	0.0-0	0.0-0	0/0	0	0-0
CAREER	5/3	1	1	2	0.0-0	0.0-0	0/0	0	0-0

KALU'S GAME-BY-GAME DEFENSIVE STATS

DATE	OPPONENT	UT	AT	TT	TFL-YDS	QBS-YDS
8/29/25	AUBURN	1	0	1	0.0-0	0.0-0
9/6/25	at SMU	0	0	0	0.0-0	0.0-0
9/13/25	SAMFORD					
9/20/25	ARIZONA STATE					
9/27/25	at Oklahoma State					
10/4/25	KANSAS STATE					
10/18/25	at TCU					
10/25/25	at Cincinnati					
11/1/25	UCF					
11/15/25	UTAH					
11/22/25	at Arizona					
11/29/25	HOUSTON					



22

CADEN KNIGHTEN

RB • 5-11 • 212 • FR. • HS
PAULS VALLEY, OKLA. (PAULS VALLEY HS)

KNIGHTEN CAREER STATISTICS

RUSHING

YEAR	G/GS	ATT	YD	AVG	TD	LR/OPPONENT
2025	2/0	13	55	4.2	0	17/vs. Auburn

RECEIVING

YEAR	G/GS	REC	YD	AVG	TD	LP/OPPONENT
2025	2/0	3	15	5.0	1	6/at SMU

KNIGHTEN'S GAME-BY-GAME RUSHING STATS

DATE	OPPONENT	ATT	YDS	AVG	TD	TD YDS
8/29/25	AUBURN	6	29	4.8	0	..
9/6/25	at SMU	7	26	3.7	0	..
9/13/25	SAMFORD					
9/20/25	ARIZONA STATE					
9/27/25	at Oklahoma State					
10/4/25	KANSAS STATE					
10/18/25	at TCU					
10/25/25	at Cincinnati					
11/1/25	UCF					
11/15/25	UTAH					
11/22/25	at Arizona					
11/29/25	HOUSTON					

KNIGHTEN'S GAME-BY-GAME RECEIVING STATS

DATE	OPPONENT	REC	YDS	AVG	TD	TD YDS
8/29/25	AUBURN	1	4	4.0	1	4
9/6/25	at SMU	2	11	5.5	0	9
9/13/25	SAMFORD					
9/20/25	ARIZONA STATE					
9/27/25	at Oklahoma State					
10/4/25	KANSAS STATE					
10/18/25	at TCU					
10/25/25	at Cincinnati					
11/1/25	UCF					
11/15/25	UTAH					
11/22/25	at Arizona					
11/29/25	HOUSTON					

PLAYERS



9
COOPER LANZ
DL • 6-4 • 286 • RSR. • 3L
DENTON, TEXAS (GUYER HS)

LANZ CAREER STATISTICS									
DEFENSIVE									
YEAR	G/GS	UT	AT	TT	TFL-YD	QBS-YD	FF/FR	QBH	INT-YD
2022	12/0	5	0	5	0.0-0	0.0-0	0/0	0	0-0
2023	11/11	18	16	34	3.0-25	1.0-4	2/0	0	0-0
2024	10/2	7	8	15	1.0-8	1.0-8	0/0	2	0-0
2025	2/2	4	4	8	0.0-0	0.0-0	0/0	0	0-0
CAREER	35/15	34	28	62	4.0-33	2.0-12	2/0	2	0-0

LANZ'S CAREER BESTS
Tackles: 6, vs. Utah (9/9/23)
Solo Tackles: 3, 2x, last at Kansas State (11/11/23)
Tackles-For-Loss: 1.5, at UCF (9/30/23)
Sacks: 1.0, 2x, last vs. TCU (11/2/24)
Forced Fumbles: 1, 2x, last at TCU (11/18/23)
Blocked Kicks: 1 (FG), at UCF (9/30/23)

LANZ'S GAME-BY-GAME DEFENSIVE STATS						
DATE	OPPONENT	UT	AT	TT	TFL-YDS	QBS-YDS
8/29/25	AUBURN	2	2	4	0.0-0	0.0-0
9/6/25	at SMU	2	2	4	0.0-0	0.0-0
9/13/25	SAMFORD					
9/20/25	ARIZONA STATE					
9/27/25	at Oklahoma State					
10/4/25	KANSAS STATE					
10/18/25	at TCU					
10/25/25	at Cincinnati					
11/1/25	UCF					
11/15/25	UTAH					
11/22/25	at Arizona					
11/29/25	HOUSTON					

DATE	OPPONENT	UT	AT	TT	TFL-YDS	QBS-YDS
8/31/24	TARLETON	1	2	3	0.0-0	0.0-0
9/7/24	at Utah	0	1	1	0.0-0	0.0-0
9/14/24	AIR FORCE			DNP		
9/21/24	at Colorado			DNP		
9/28/24	BYU	1	0	1	0.0-0	0.0-0
10/5/24	at Iowa State	0	3	3	0.0-0	0.0-0
10/19/24	at Texas Tech	1	1	2	0.0-0	0.0-0
10/26/24	OKLAHOMA STATE	1	0	1	0.0-0	0.0-0
11/2/24	TCU	2	1	3	1.0-8	1.0-8
11/16/24	at West Virginia	1	0	1	0.0-0	0.0-0
11/23/24	at Houston	0	1	1	0.0-0	0.0-0
11/30/24	KANSAS	0	0	0	0.0-0	0.0-0
12/31/24	vs. LSU	0	0	0	0.0-0	0.0-0

DATE	OPPONENT	UT	AT	TT	TFL-YDS	QBS-YDS
9/2/23	TEXAS STATE	2	0	2	0.0-0	0.0-0
9/9/23	UTAH	3	3	6	0.0-0	0.0-0
9/16/23	LONG ISLAND	0	0	0	0.0-0	0.0-0
9/23/23	TEXAS	2	2	4	0.5-1	0.0-0
9/30/23	at UCF	2	3	5	1.5-5	1.0-4
10/7/23	TEXAS TECH	1	2	3	0.0-0	0.0-0
10/21/23	at Cincinnati	0	2	2	0.0-0	0.0-0
10/28/23	IOWA STATE	2	1	3	0.0-0	0.0-0
11/4/23	HOUSTON			DNP		
11/11/23	at Kansas State	3	0	3	0.0-0	0.0-0
11/18/23	at TCU	1	1	2	1.0-19	0.0-0
11/25/23	WEST VIRGINIA	2	2	4	0.0-0	0.0-0



62
RYAN LENGYEL
OL • 6-6 • 312 • RSR. • 2L
DALLAS, TEXAS (JESUIT PREP)

• Preseason Fourth-Team All-Big 12 (Phil Steele)

LENGYEL CAREER STATISTICS	
OFFENSIVE	
YEAR	G/GS
2022	1/0
2023	5/0
2024	13/13
2025	2/2
CAREER	21/15



0
JACKIE MARSHALL
DL • 6-3 • 306 • RSR. • 2L
LAPLACE, LA. (EAST ST. JOHN HS)

• Preseason Second-Team All-Big 12 (Athlon)
• Preseason Second-Team All-Texas (DCTF)
• Preseason Third-Team All-Big 12 (Phil Steele)

MARSHALL'S CAREER STATISTICS									
DEFENSIVE									
YEAR	G/GS	UT	AT	TT	TFL-YD	QBS-YD	FF/FR	QBH	INT-YD
2022	12/1	15	7	22	2.0-7	0.0-0	1/1	2	0-0
2024	13/13	22	20	39	6.5-25	3.0-20	1/0	4	0-0
2025	2/1	0	0	0	0.0-0	0.0-0	0/0	0	0-0
CAREER	27/15	37	27	64	8.5-32	3.0-20	2/1	6	0-0

MARSHALL'S CAREER BESTS
Tackles: 7, vs. Tarleton (08/31/24)
Solo Tackles: 4, vs. Tarleton (08/31/24)
Tackles-For-Loss: 1.0, 5x, last vs. Kansas (11/30/24)
QB Hurries: 2, at Texas Tech (10/29/22)
Forced Fumbles: 1, 2x, last vs. Air Force (9/14/24)
Fumble Recoveries: 1, vs. Kansas (10/22/22)
Sacks: 1.0, 3x, last at WVU (11/16/24)

MARSHALL'S GAME-BY-GAME DEFENSIVE STATS						
DATE	OPPONENT	UT	AT	TT	TFL-YDS	QBS-YDS
8/29/25	AUBURN	0	0	0	0.0-0	0.0-0
9/6/25	at SMU	0	0	0	0.0-0	0.0-0
9/13/25	SAMFORD					
9/20/25	ARIZONA STATE					
9/27/25	at Oklahoma State					
10/4/25	KANSAS STATE					
10/18/25	at TCU					
10/25/25	at Cincinnati					
11/1/25	UCF					
11/15/25	UTAH					
11/22/25	at Arizona					
11/29/25	HOUSTON					

PLAYERS

DATE	OPPONENT	UT	AT	TT	TFL-YDS	QBS-YDS
8/31/24	TARLETON	4	3	7	0.5-1	0.0-0
9/7/24	at Utah	2	2	4	1.0-11	1.0-11
9/14/24	AIR FORCE	3	2	5	0.0-0	0.0-0
9/21/24	at Colorado	2	1	3	0.0-0	0.0-0
9/28/24	BYU	2	0	2	0.0-0	0.0-0
10/5/24	at Iowa State	0	4	4	0.5-1	0.0-0
10/19/24	at Texas Tech	0	1	1	0.0-0	0.0-0
10/26/24	OKLAHOMA STATE	1	0	1	0.0-0	0.0-0
11/2/24	TCU	2	1	3	1.0-1	0.0-0
11/16/24	at West Virginia	3	2	5	1.0-7	1.0-7
11/23/24	at Houston	0	1	1	0.0-0	0.0-0
11/30/24	KANSAS	2	1	3	1.0-2	0.0-0
12/31/24	vs. LSU	1	2	3	0.0-0	0.0-0

DATE	OPPONENT	UT	AT	TT	TFL-YDS	QBS-YDS
9/3/22	UALBANY	0	0	0	0.0-0	0.0-0
9/10/22	at BYU			DNP		
9/17/22	TEXAS STATE	2	0	2	0.0-0	0.0-0
9/24/22	at Iowa State	0	0	0	0.0-0	0.0-0
10/1/22	OKLAHOMA STATE	1	1	2	0.0-0	0.0-0
10/13/22	at West Virginia	1	0	1	0.0-0	0.0-0
10/22/22	KANSAS	1	0	1	0.0-0	0.0-0
10/29/22	at Texas Tech	2	0	2	1.0-2	0.0-0
11/5/22	at Oklahoma	1	2	3	0.0-0	0.0-0
11/12/22	KANSAS STATE	3	1	4	0.0-0	0.0-0
11/19/22	TCU	2	1	3	0.0-0	0.0-0
11/25/22	at Texas	1	2	3	0.0-0	0.0-0
12/22/22	vs. Air Force	1	0	1	1.0-5	0.0-0



16
KOBÉ PRENTICE
WR • 5-11 • 190 • SR. • TR
CALERA, ALA. (CALERA HS / ALABAMA)

PRENTICE CAREER STATISTICS						
RECEIVING						
YEAR	G/GS	REC	YD	AVG	TD	LP/OPPONENT
2022*	13/3	31	337	10.9	2	47/vs. Kansas State
2023*	13/0	18	314	17.4	2	79/vs. Arkansas
2024*	10/0	11	129	11.7	1	20/vs. South Florida
2025	2/0	6	101	16.8	3	33/vs. Auburn
CAREER	38/3	66	881	13.3	8	79/vs. Arkansas

PRENTICE'S GAME-BY-GAME RECEIVING STATS						
DATE	OPPONENT	REC	YDS	AVG	TD	TD YDS
8/29/25	AUBURN	2	38	19.0	1	33
9/6/25	at SMU	4	63	15.8	2	28, 21
9/13/25	SAMFORD					
9/20/25	ARIZONA STATE					
9/27/25	at Oklahoma State					
10/4/25	KANSAS STATE					
10/18/25	at TCU					
10/25/25	at Cincinnati					
11/1/25	UCF					
11/15/25	UTAH					
11/22/25	at Arizona					
11/29/25	HOUSTON					



72
COLETON PRICE
OL • 6-3 • 318 • RJR. • 2L
BOWIE, TEXAS (BOWIE HS)

- Rimington Trophy Watch List
- Preseason Fourth-Team All-Big 12 (Athlon)

PRICE CAREER STATISTICS	
OFFENSIVE	
YEAR	G/GS
2023	8/6
2024	13/13
2025	2/2
CAREER	23/21



38
JACOB REDDING
S • 6-1 • 196 • RSQ. • 1L
NEW BRAUNFELS, TEXAS (NEW BRAUNFELS HS)

REDDING CAREER STATISTICS									
DEFENSIVE									
YEAR	G/GS	UT	AT	TT	TFL-YD	QBS-YD	FF/FR	PBU	INT-YD
2023	3/0	0	0	0	0.0-0	0.0-0	0/0	0	0-0
2024	13/0	6	6	12	0.0-0	0.0-0	0/0	0	0-0
2025	2/0	11	0	11	0.0-0	0.0-0	0/0	0	1-0
CAREER	18/0	17	6	23	0.0-0	0.0-0	0/0	0	1-0

REDDING'S GAME-BY-GAME DEFENSIVE STATS						
DATE	OPPONENT	UT	AT	TT	PD	INT-YDS
8/29/25	AUBURN	6	0	6	0	0-0
9/6/25	at SMU	5	0	5	0	1-0
9/13/25	SAMFORD					
9/20/25	ARIZONA STATE					
10/4/25	KANSAS STATE					
10/18/25	at TCU					
10/25/25	at Cincinnati					
11/1/25	UCF					
11/15/25	UTAH					
11/22/25	at Arizona					
11/29/25	HOUSTON					

PLAYERS



45
KYLAND REED
LB • 6-1 • 218 • SO. • 1L
ARLINGTON, TEXAS (MANSFIELD SUMMIT HS)

REED CAREER STATISTICS									
DEFENSIVE									
YEAR	G/GS	UT	AT	TT	TFL-YD	QBS-YD	FF/FR	QBH	INT-YD
2024	9/0	0	1	1	0.0-0	0.0-0	0/0	0	0-0
2025	2/1	3	4	7	0.0-0	0.0-0	0/0	0	0-0
CAREER	11/1	3	5	8	0.0-0	0.0-0	0/0	0	0-0

REED'S GAME-BY-GAME DEFENSIVE STATS						
DATE	OPPONENT	UT	AT	TT	TFL-YDS	QBS-YDS
8/29/25	AUBURN	2	0	2	0.0-0	0.0-0
9/6/25	at SMU	3	2	5	0.0-0	0.0-0
9/13/25	SAMFORD					
9/20/25	ARIZONA STATE					
9/27/25	at Oklahoma State					
10/4/25	KANSAS STATE					
10/18/25	at TCU					
10/25/25	at Cincinnati					
11/1/25	UCF					
11/15/25	UTAH					
11/22/25	at Arizona					
11/29/25	HOUSTON					



13
SAWYER ROBERTSON
QB • 6-4 • 220 • RSR. • 2L
LUBBOCK, TEXAS (CORONADO HS / MISS. STATE)

- Davey O'Brien Award Watch List
- Manning Award Watch List
- Maxwell Award Watch List
- Wuerffel Trophy Watch List
- Preseason First-Team All-Big 12 (Phil Steele)
- Preseason Second-Team All-Texas (DCTF)
- Preseason Third-Team All-Big 12 (Athlon)

ROBERTSON CAREER STATISTICS									
PASSING									
YEAR	G/GS	CMP	ATT	PCT	YDS	TD	INT	LP/OPPONENT	
2021*	1/0	0	0	0.0	0	0	0	N/A	
2022*	5/0	6	11	54.5	23	0	1		
2023	6/3	66	117	56.0	864	2	4	55/vs. Texas	
2024	12/11	229	368	62.2	3,071	28	8	53/vs. Oklahoma State	
2025	2/2	61	98	62.2	859	7	0	57/vs. Auburn	
CAREER	25/16	362	594	60.9	4,817	37	13	57/vs. Auburn	
BU CAREER	20/16	356	583	61.1	4,794	37	13	57/vs. Auburn	

RUSHING							
YEAR	G/GS	ATT	YD	AVG/A	TD	LR/OPPONENT	
2021*	1/0	0	0	0.0	0	N/A	
2022*	5/0	2	0	0.0	0	8	
2023	6/3	35	69	2.0	1	31/vs. Texas State	
2024	12/11	63	230	3.7	4	45/at Colorado	
2025	2/2	10	1	0.1	0	10/at SMU	
CAREER	25/16	110	300	2.8	5	45/at Colorado	
BU CAREER	20/16	108	300	2.7	5	45/at Colorado	

* at Mississippi State

ROBERTSON'S CAREER BESTS

PASSING

Attempts: 51, vs. LSU (12/31/24)

Completions: 34, at SMU (9/6/25)

Yards: 445, vs. LSU (12/31/24)

Touchdowns: 5, at Texas Tech (10/19/24)

Longest Pass: 57, vs. Auburn (8/20/25)

200-Yard Games: 2025 Season (1); Career (10); Last: 445, vs. LSU (12/31/24)

300-Yard Games: 2025 Season (2); Career (6); Last: 440, at SMU (9/6/25)

400-Yard Games: 2025 Season (2); Career (3); Last: 440, at SMU (9/6/25)

RUSHING

Attempts: 12, vs. BYU (9/28/24)

Yards: 82, at Colorado (9/21/24)

Touchdowns: 1, 5x, vs. Oklahoma State (10/26/24)

Longest Rush: 45, at Colorado (9/21/24)

PLAYERS

ROBERTSON'S GAME-BY-GAME PASSING STATS

DATE	OPPONENT	CMP	ATT	YDS	TD	INT	TD Passes
8/29/25	AUBURN	27	48	419	3	0	33, 4, 4
9/6/25	at SMU	34	50	440	4	0	28, 33, 48, 21
9/13/25	SAMFORD						
9/20/25	ARIZONA STATE						
9/27/25	at Oklahoma State						
10/4/25	KANSAS STATE						
10/18/25	at TCU						
10/25/25	at Cincinnati						
11/1/25	UCF						
11/15/25	UTAH						
11/22/25	at Arizona						
11/29/25	HOUSTON						

DATE	OPPONENT	CMP	ATT	YDS	TD	INT	TD Passes
8/31/24	TARLETON	3	5	67	1	0	30
9/7/24	at Utah			DNP			
9/14/24	AIR FORCE	18	24	248	0	0	0
9/21/24	at Colorado	11	21	148	2	0	30, 45
9/28/24	BYU	27	48	324	3	2	1, 15, 23
10/5/24	at Iowa State	25	44	258	3	1	4, 8, 25
10/19/24	at Texas Tech	21	32	274	5	0	6, 11, 35, 24, 12
10/26/24	OKLAHOMA STATE	11	19	222	3	1	12, 1, 33
11/2/24	TCU	19	34	242	0	0	0
11/16/24	at West Virginia	26	36	329	3	0	22, 43, 40
11/23/24	at Houston	15	23	204	2	3	5, 13
11/30/24	KANSAS	23	31	310	4	0	36, 39, 14, 20
12/31/24	vs. LSU	30	51	445	2	1	21, 4

DATE	OPPONENT	CMP	ATT	YDS	TD	INT	TD Passes
9/2/23	TEXAS STATE	6	12	113	0	1	--
9/9/23	UTAH	12	28	218	0	2	--
9/16/23	LONG ISLAND	10	22	113	1	0	3
9/23/23	TEXAS	20	35	203	0	1	--
9/30/23	at UCF			DNP			
10/7/23	TEXAS TECH			DNP			
10/21/23	at Cincinnati			DNP			
10/28/23	IOWA STATE			DNP			
11/4/23	HOUSTON			DNP			
11/11/23	at Kansas State			DNP			
11/18/23	at TCU	1	1	2	0	0	--
11/25/23	WEST VIRGINIA	17	19	215	1	0	38

ROBERTSON'S GAME-BY-GAME RUSHING STATS

DATE	OPPONENT	ATT	YDS	AVG	TD	TD YDS
8/29/25	AUBURN	4	-19	-4.8	0	--
9/6/25	at SMU	6	20	3.3	0	--
9/13/25	SAMFORD					
9/20/25	ARIZONA STATE					
9/27/25	at Oklahoma State					
10/4/25	KANSAS STATE					
10/18/25	at TCU					
10/25/25	at Cincinnati					
11/1/25	UCF					
11/15/25	UTAH					
11/22/25	at Arizona					
11/29/25	HOUSTON					

DATE	OPPONENT	ATT	YDS	AVG	TD	TD YDS
8/31/24	TARLETON	0	0	0.0	0	---
9/7/24	at Utah			DNP		
9/14/24	AIR FORCE	3	5	1.7	1	6
9/21/24	at Colorado	9	82	9.1	1	45
9/28/24	BYU	12	29	2.4	1	20
10/5/24	at Iowa State	3	31	10.3	0	---
10/19/24	at Texas Tech	4	16	4.0	0	---
10/26/24	OKLAHOMA STATE	8	73	9.1	1	41
11/2/24	TCU	9	28	3.1	0	---
11/16/24	at West Virginia	2	-5	-2.5	0	---
11/23/24	at Houston	3	-14	-4.6	0	---
11/30/24	KANSAS	6	-11	-1.8	0	---
12/31/24	vs. LSU	4	3	0.8	0	---


DATE	OPPONENT	ATT	YDS	AVG	TD	TD YDS
9/2/23	TEXAS STATE	3	14	4.7	0	--
9/9/23	UTAH	5	19	3.8	1	4
9/16/23	LONG ISLAND	1	14	14.0	0	---
9/23/23	TEXAS	10	-14	-1.4	0	--
9/30/23	at UCF			DNP		
10/7/23	TEXAS TECH			DNP		
10/21/23	at Cincinnati			DNP		
10/28/23	IOWA STATE			DNP		
11/4/23	HOUSTON			DNP		
11/11/23	at Kansas State			DNP		
11/18/23	at TCU	1	3	3.0	0	--
11/25/23	WEST VIRGINIA	15	33	2.2	0	--



74
KADEN SIERACKI
OL • 6-9 • 317 • R.J.R. • 2L
THE WOODLANDS, TEXAS (THE WOODLANDS HS)

SIERACKI CAREER STATISTICS

OFFENSIVE	
YEAR	G/GS
2023	12/7
2024	13/3
2025	2/2
CAREER	27/12



16
KENDRICK SIMPKINS
S • 6-0 • 199 • 6SR. • 1L
MONTGOMERY, ALA. (LEE HS / WESTERN KENTUCKY)

SIMPKINS CAREER STATISTICS

DEFENSIVE									
YEAR	G/GS	UT	AT	TT	TFL-YD	QBS-YD	FF/FR	PBU	INT-YD
2020*	6/0	2	1	4	0.0-0	0.0-0	0/0	1	0-0
2021*	12/1	18	3	21	0.0-0	0.0-0	0/0	3	0-0
2022*	12/9	28	14	42	1.0-4	0.0-0	1/0	4	1-0
2023*	12/12	33	19	52	11.0-69	6.5-59	4/0	1	0-0
2024	5/0	4	4	8	0.5-2	0.0-0	0/0	0	0-0
2025	2/0	3	0	3	1.0-14	1.0-14	1/0	0	0-0
CAREER	49/23	87	42	129	12.5-83	7.5-73	6/0	9	1-0

* at Western Kentucky

SIMPKINS GAME-BY-GAME DEFENSIVE STATS

DATE	OPPONENT	UT	AT	TT	PD	INT-YDS
8/29/25	AUBURN	1	0	1	0	0-0
9/6/25	at SMU	2	0	2	0	0-0
9/13/25	SAMFORD					
9/20/25	ARIZONA STATE					
10/4/25	KANSAS STATE					
10/18/25	at TCU					
10/25/25	at Cincinnati					
11/1/25	UCF					
11/15/25	UTAH					
11/22/25	at Arizona					
11/29/25	HOUSTON					

PLAYERS

DATE	OPPONENT	UT	AT	TT	PD	INT-YDS
8/31/24	TARLETON	2	2	4	0	0-0
9/7/24	at Utah	0	1	1	0	0-0
9/14/24	AIR FORCE	1	0	1	0	0-0
9/21/24	at Colorado	1	0	1	0	0-0
9/28/24	BYU			DNP		
10/5/24	at Iowa State			DNP		
10/19/24	at Texas Tech			DNP		
10/26/24	OKLAHOMA STATE			DNP		
11/2/24	TCU			DNP		
11/16/24	at West Virginia			DNP		
11/23/24	at Houston			DNP		
12/31/24	vs. LSU	0	1	1	0	0-0



59
DEVONTE TEZINO
DL • 6-5 • 294 • RJR. • 2L
KILLEEN, TEXAS (ELLISON HS)

TEZINO CAREER STATISTICS									
DEFENSIVE									
YEAR	G/GS	UT	AT	TT	TFL-YD	QBS-YD	FF/FR	QBH	INT-YD
2023	4/0	3	2	5	2.0-2	1.0-1	1/0	0	0-0
2024	11/0	14	11	25	3.0-6	0.0-0	0/1	0	0-0
2025	2/0	0	2	2	0.0-0	0.0-0	0/0	0	0-0
CAREER	17/0	17	15	32	5.0-8	1.0-1	1/1	0	0-0

TEZINO GAME-BY-GAME DEFENSIVE STATS						
DATE	OPPONENT	UT	AT	TT	TFL-YDS	QBS-YDS
8/29/25	AUBURN	0	2	2	0.0-0	0.0-0
9/6/25	at SMU	0	0	0	0.0-0	0.0-0
9/13/25	SAMFORD					
9/20/25	ARIZONA STATE					
9/27/25	at Oklahoma State					
10/4/25	KANSAS STATE					
10/18/25	at TCU					
10/25/25	at Cincinnati					
11/1/25	UCF					
11/15/25	UTAH					
11/22/25	at Arizona					
11/29/25	HOUSTON					

DATE	OPPONENT	UT	AT	TT	TFL-YDS	QBS-YDS
8/31/24	TARLETON			DNP		
9/7/24	at Utah			DNP		
9/14/24	AIR FORCE	0	1	1	0.0-0	0.0-0
9/21/24	at Colorado	1	0	1	0.0-0	0.0-0
9/28/24	BYU	1	1	2	1.0-4	0.0-0
10/5/24	at Iowa State	2	5	7	1.0-1	0.0-0
10/19/24	at Texas Tech	0	0	0	0.0-0	0.0-0
10/26/24	OKLAHOMA STATE	2	0	2	0.0-0	0.0-0
11/2/24	TCU	0	0	0	0.0-0	0.0-0
11/16/24	at West Virginia	1	1	2	0.0-0	0.0-0
11/23/24	at Houston	2	0	2	0.0-0	0.0-0
11/30/24	KANSAS	4	0	4	1.0-1	0.0-0
12/31/24	vs. LSU	1	3	4	0.0-0	0.0-0



11
KEATON THOMAS
LB • 6-2 • 229 • RJR. • 1L
JACKSONVILLE, FLA.
(TRINITY HS / WEST VIRGINIA / NE MISS. CC)

- Chuck Bednarik Award Watch List
- Bronko Nagurski Trophy Watch List
- Butkus Award Watch List
- Preseason Fourth-Team All-America (Athlon, Phil Steele)
- Preseason All-Big 12 (Big 12 Media)
- Preseason First-Team All-Big 12 (Athlon, Phil Steele)
- Preseason First-Team All-Texas (DCTF)

THOMAS' CAREER STATISTICS									
DEFENSIVE									
YEAR	G/GS	UT	AT	TT	TFL-YD	QBS-YD	FF/FR	PBU	INT-YD
2022*	1/0	0	0	0	0.0-0	0.0-0	0/0	0	0-0
2024	13/13	58	56	114	7.0-19	2.5-12	0/0	0	1-35
2025	2/2	16	10	26	1.0-9	0.0-0	0/0	0	0-0
CAREER	16/15	74	66	140	8.0-28	2.5-12	0/0	0	1-35

* at West Virginia

THOMAS' CAREER BESTS
Tackles: 16, vs. Auburn (8/29/25)
Solo Tackles: 10, vs. Auburn (8/29/25)
Tackles for Loss: 2.0, 2x, last at Houston (11/23/24)
Sacks: 1.0, 2x, last at WVU (11/24/24)
Interceptions: 1, vs. Tarleton (8/31/24)

THOMAS' GAME-BY-GAME DEFENSIVE STATS						
DATE	OPPONENT	UT	AT	TT	TFL-YDS	QBS-YDS
8/29/25	AUBURN	10	6	16	0.0-0	0.0-0
9/6/25	at SMU	6	4	10	0.0-0	0.0-0
9/13/25	SAMFORD					
9/20/25	ARIZONA STATE					
9/27/25	at Oklahoma State					
10/4/25	KANSAS STATE					
10/18/25	at TCU					
10/25/25	at Cincinnati					
11/1/25	UCF					
11/15/25	UTAH					
11/22/25	at Arizona					
11/29/25	HOUSTON					

DATE	OPPONENT	UT	AT	TT	TFL-YDS	QBS-YDS
8/31/24	TARLETON	5	2	7	0.0-0	0.0-0
9/7/24	at Utah	6	6	12	0.0-0	0.0-0
9/14/24	AIR FORCE	4	4	8	0.0-0	0.0-0
9/21/24	at Colorado	7	2	9	1.0-7	1.0-7
9/28/24	BYU	5	3	8	1.0-2	0.0-0
10/5/24	at Iowa State	3	5	8	0.0-0	0.0-0
10/19/24	at Texas Tech	2	5	7	0.0-0	0.0-0
10/26/24	OKLAHOMA STATE	3	4	7	1.0-2	0.0-0
11/2/24	TCU	5	7	12	0.0-0	0.0-0
11/16/24	at West Virginia	8	4	12	1.0-3	1.0-3
11/23/24	at Houston	5	5	10	2.0-4	0.5-2
11/30/24	KANSAS	2	2	4	0.0-0	0.0-0
12/31/24	vs. LSU	3	4	7	0.0-0	0.0-0

PLAYERS



25
LEVAR THORNTON JR.
CB • 6-3 • 182 • RSO. • 1L
FORT WORTH, TEXAS (TIMBER CREEK HS)

THORNTON CAREER STATISTICS									
DEFENSIVE									
YEAR	G/GS	UT	AT	TT	TFL-YD	QBS-YD	FF/FR	PBU	INT-YD
2023	4/0	1	2	3	0.0-0	0.0-0	0/0	0	0-0
2024	13/0	5	3	8	0.0-0	0.0-0	0/1	0	1-0
2025	2/2	3	0	3	0.0-0	0.0-0	0/0	0	0-0
CAREER	19/2	9	5	14	0.0-0	0.0-0	0/1	0	1-0

THORNTON'S GAME-BY-GAME DEFENSIVE STATS						
DATE	OPPONENT	UT	AT	TT	PD	INT-YDS
8/29/25	AUBURN	2	0	2	0	0-0
9/6/25	at SMU	1	0	1	0	0-0
9/13/25	SAMFORD					
9/20/25	ARIZONA STATE					
10/4/25	KANSAS STATE					
10/18/25	at TCU					
10/25/25	at Cincinnati					
11/1/25	UCF					
11/15/25	UTAH					
11/22/25	at Arizona					
11/29/25	HOUSTON					



1
MICHAEL TRIGG
TE • 6-4 • 240 • RSR. • 1L
TAMPA, FLA. (CARROLLWOOD DAY HS /
USC / OLE MISS)

- John Mackey Award Watch List
- Preseason Second-Team All-Big 12 (Athlon)
- Preseason Third-Team All-Big 12 (Phil Steele)

TRIGG CAREER STATISTICS							
RECEIVING							
YEAR	G/GS	REC	YD	AVG	TD	LP/OPPONENT	
2021*	6/0	7	109	15.6	1	46/ vs. Colorado	
2022^	7/6	17	156	9.2	3	28/ vs. Central Arkansas	
2023^	3/0	4	65	16.3	1	21/ at Tulane	
2024	11/6	30	395	13.2	3	42/ at Houston	
2025	2/2	11	137	12.5	1	20/ vs. Auburn	
CAREER	29/14	69	869	13.0	9	46/ vs. Colorado*	
BU CAREER	13/8	41	532	12.5	4	42/ at Houston	

* at Southern California; ^ at Ole Miss

TRIGG CAREER BESTS
Receptions: 7, vs. Auburn (8/29/25)
Receiving Yards: 99, vs. Auburn (8/29/25)
Touchdowns: 3, vs. Central Arkansas (9/10/22)

TRIGG'S GAME-BY-GAME RECEIVING STATS

DATE	OPPONENT	REC	YDS	AVG	TD	TD YDS
8/29/25	AUBURN	7	99	14.1	1	4
9/6/25	at SMU	4	38	9.5	0	--
9/13/25	SAMFORD					
9/20/25	ARIZONA STATE					
9/27/25	at Oklahoma State					
10/4/25	KANSAS STATE					
10/18/25	at TCU					
10/25/25	at Cincinnati					
11/1/25	UCF					
11/15/25	UTAH					
11/22/25	at Arizona					
11/29/25	HOUSTON					

DATE	OPPONENT	REC	YDS	AVG	TD	TD YDS
8/31/24	TARLETON	2	33	16.4	1	17
9/7/24	at Utah	4	27	6.75	0	N/A
9/14/24	AIR FORCE	4	49	12.3	0	N/A
9/21/24	at Colorado	0	0	0.0	0	N/A
9/28/24	BYU			DNP		
10/5/24	at Iowa State	6	61	10.2	1	4
10/19/24	at Texas Tech	1	19	19.0	0	N/A
10/26/24	OKLAHOMA STATE	1	38	38.0	0	N/A
11/2/24	TCU	5	51	10.1	0	N/A
11/16/24	at West Virginia	3	21	7.0	0	N/A
11/23/24	at Houston	4	96	24.0	1	5
11/30/23	KANSAS	0	0	0.0	0	N/A
12/31/24	vs. LSU			DNP		



17
TYLER TURNER
S • 6-0 • 197 • RSO. • TR
SAN ANTONIO, TEXAS (BRENNAN HS / OREGON)

TYLER TURNER CAREER STATISTICS									
DEFENSIVE									
YEAR	G/GS	UT	AT	TT	TFL-YD	QBS-YD	FF/FR	PBU	INT-YD
2023*	4/0	0	0	0	0.0-0	0.0-0	0/0	0	0-0
2024*	13/0	2	5	7	0.0-0	0.0-0	0/0	1	0-0
2025	2/2	2	1	3	0.0-0	0.0-0	0/0	0	0-0
CAREER	19/2	4	6	10	0.0-0	0.0-0	0/0	1	0-0

* at Oregon

TURNER'S GAME-BY-GAME DEFENSIVE STATS						
DATE	OPPONENT	UT	AT	TT	PD	INT-YDS
8/29/25	AUBURN	1	0	1	0	0-0
9/6/25	at SMU	1	1	2	0	0-0
9/13/25	SAMFORD					
9/20/25	ARIZONA STATE					
10/4/25	KANSAS STATE					
10/18/25	at TCU					
10/25/25	at Cincinnati					
11/1/25	UCF					
11/15/25	UTAH					
11/22/25	at Arizona					
11/29/25	HOUSTON					

PLAYERS



7
BRYSON WASHINGTON
RB • 6-0 • 216 • RSO. • 1L
FRANKLIN, TEXAS (FRANKLIN HS)

- Maxwell Award Watch List
- Doak Walker Award Watch List
- Preseason Third-Team All-America (Athlon)
- Preseason All-Big 12 (Big 12 Media)
- Preseason First-Team All-Big 12 (Athlon, Phil Steele)
- Preseason First-Team All-Texas (DCTF)

WASHINGTON CAREER STATISTICS

RUSHING						
YEAR	G/GS	ATT	YD	AVG	TD	LR/OPPONENT
2023	3/0	10	45	4.5	0	11/vs. Long Island
2024	11/11	175	1,028	5.9	12	51/at West Virginia
2025	2/2	45	169	3.8	2	18/vs. Auburn
CAREER	16/13	230	1,242	5.4	14	51/at West Virginia

RECEIVING						
YEAR	G/GS	REC	YD	AVG	TD	LP/OPPONENT
2023	3/0	1	1	1.0	0	1/vs. Long Island
2024	11/11	22	217	9.9	1	23/2x, last at Iowa State
2025	2/2	5	13	2.6	0	8/at SMU
CAREER	16/13	28	231	8.3	1	23/2x, last at Iowa State

WASHINGTON'S CAREER BESTS

RUSHING
Attempts: 31, at SMU (9/6/25)
Yards: 196, vs. TCU (11/2/24)
Touchdowns: 4, vs. TCU (11/2/24)
Longest Rush: 51, at WVU (11/16/24)
100-Yard Games: 2025 Season (1); Career (7); Last: 192 vs. Kansas (11/30/24)
Multi-TD Games: 2025 Season (1); Career (5); Last: 2 at SMU (9/6/25)

RECEIVING
Receptions: 6, vs. BYU (9/28/24)
Receiving Yards: 59, at West Virginia (11/16/24)
Touchdowns: 1 at West Virginia (11/16/24)
Longest Reception: 23, vs. Air Force (9/14/24)

WASHINGTON'S GAME-BY-GAME RUSHING STATS

DATE	OPPONENT	ATT	YDS	AVG	TD	TD YDS
8/29/25	AUBURN	15	54	3.9	0	..
9/6/25	at SMU	31	115	3.7	2	7, 2
9/13/25	SAMFORD					
9/20/25	ARIZONA STATE					
9/27/25	at Oklahoma State					
10/4/25	KANSAS STATE					
10/18/25	at TCU					
10/25/25	at Cincinnati					
11/1/25	UCF					
11/15/25	UTAH					
11/22/25	at Arizona					
11/29/25	HOUSTON					

DATE	OPPONENT	ATT	YDS	AVG	TD	TD YDS
8/31/24	TARLETON			DNP		
9/7/24	at Utah			DNP		
9/14/24	AIR FORCE	12	106	8.8	1	19
9/21/24	at Colorado	10	21	2.1	0	..
9/28/24	BYU	13	31	2.4	0	..
10/5/24	at Iowa State	8	28	3.5	0	..
10/19/24	at Texas Tech	10	116	11.6	2	1, 1
10/26/24	OKLAHOMA STATE	17	78	4.6	0	..
11/2/24	TCU	26	196	7.5	4	8, 40, 35, 1
11/16/24	at West Virginia	18	123	6.8	3	22, 51, 8
11/23/24	at Houston	28	113	4.1	0	..
11/30/23	KANSAS	28	192	6.9	2	10, 1
12/31/24	vs. LSU	5	24	4.8	0	..

DATE	OPPONENT	ATT	YDS	AVG	TD	TD YDS
9/2/23	TEXAS STATE			DNP		
9/9/23	UTAH	0	0	0.0	0	..
9/16/23	LONG ISLAND	10	45	4.5	0	..
9/23/23	TEXAS			DNP		
9/30/23	at UCF	0	0	0.0	0	..
10/7/23	TEXAS TECH			DNP		
10/21/23	at Cincinnati			DNP		
10/28/23	IOWA STATE			DNP		
11/4/23	HOUSTON			DNP		
11/11/23	at Kansas State			DNP		
11/18/23	at TCU			DNP		
11/25/23	WEST VIRGINIA			DNP		

WASHINGTON'S GAME-BY-GAME RECEIVING STATS

DATE	OPPONENT	REC	YDS	AVG	TD	TD YDS
8/29/25	AUBURN	2	2	1.0	0	..
9/6/25	at SMU					
9/13/25	SAMFORD					
9/20/25	ARIZONA STATE					
9/27/25	at Oklahoma State					
10/4/25	KANSAS STATE					
10/18/25	at TCU					
10/25/25	at Cincinnati					
11/1/25	UCF					
11/15/25	UTAH					
11/22/25	at Arizona					
11/29/25	HOUSTON					

DATE	OPPONENT	REC	YDS	AVG	TD	TD YDS
8/31/24	TARLETON			DNP		
9/7/24	at Utah			DNP		
9/14/24	AIR FORCE	1	23	23.0	0	..
9/21/24	at Colorado	2	14	7.0	0	..
9/28/24	BYU	6	37	6.2	0	..
10/5/24	at Iowa State	1	23	23.0	0	..
10/19/24	at Texas Tech	3	24	8.0	0	..
10/26/24	OKLAHOMA STATE	0	0	0.0	0	..
11/2/24	TCU	2	22	11.0	-	..
11/16/24	at West Virginia	5	59	11.8	1	22
11/23/24	at Houston	1	1	1.0	0	..
11/30/24	KANSAS	1	14	14.0	0	..
12/31/24	vs. LSU	0	0	0.0	0	..

PLAYERS



94
PALMER WILLIAMS
P • 6-2 • 203 • JR. • 2L
ADVANCE, N.C. (DAVIE HS)

- Ray Guy Award Watch List
- Preseason First-Team All-America (The Athletic)
- Preseason Second-Team All-America (Phil Steele, The Sporting News, CBS Sports)
- Preseason Third-Team All-America (Athlon)
- Preseason All-Big 12 (Big 12 Media)
- Preseason First-Team All-Big 12 (Athlon, Phil Steele)

P. WILLIAMS CAREER STATISTICS

PUNTING							
YEAR	ATT	YDS	AVG	LONG	TB	I20	50+
2023	37	1,594	43.08	53	1	8	6
2024	43	2,122	49.35	79	5	15	22
2025	3	126	42.0	51	0	0	1
CAREER	83	3,842	46.29	79	6	23	29

P. WILLIAMS CAREER BESTS

Longest: 79 yards, at Utah (9/7/24)
Most Punts: 6, 4x, last vs. BYU (9/28/24)

P. WILLIAMS' GAME-BY-GAME PUNTING STATS

DATE	OPPONENT	NO	YDS	AVG	IN20	50+	Long
8/29/25	AUBURN	2	75	37.5	0	0	0
9/6/25	at SMU	1	51	51.0	0	1	0
9/13/25	SAMFORD						
9/20/25	ARIZONA STATE						
9/27/25	at Oklahoma State						
10/4/25	KANSAS STATE						
10/18/25	at TCU						
10/25/25	at Cincinnati						
11/1/25	UCF						
11/15/25	UTAH						
11/22/25	at Arizona						
11/29/25	HOUSTON						

DATE	OPPONENT	NO	YDS	AVG	IN20	50+	Long
8/31/24	TARLETON	2	87	43.5	1	1	50
9/7/24	at Utah	6	376	62.7	2	6	79
9/14/24	AIR FORCE	0	0	0.0	0	0	0
9/21/24	at Colorado	6	296	49.3	1	3	55
9/28/24	BYU	3	148	49.3	0	2	52
10/5/24	at Iowa State	4	189	47.25	2	1	56
10/19/24	at Texas Tech	4	196	49.0	2	1	63
10/26/24	OKLAHOMA STATE	3	140	46.7	1	2	57
11/2/24	TCU	4	192	48.0	2	2	62
11/16/24	at West Virginia	3	136	45.3	0	1	52
11/23/24	at Houston	4	180	45.0	1	1	57
11/30/24	KANSAS	2	94	47.0	2	1	50
12/31/24	vs. LSU	2	88	44.0	1	1	52

DATE	OPPONENT	NO	YDS	AVG	IN20	Long
9/2/23	TEXAS STATE	2	81	40.5	0	51
9/9/23	UTAH	4	186	46.5	1	51
9/16/23	LONG ISLAND	2	94	47.0	0	53
9/23/23	TEXAS	6	268	44.7	1	52
9/30/23	at UCF	3	132	44.0	0	50
10/7/23	TEXAS TECH	3	119	39.7	0	43
10/21/23	at Cincinnati	2	99	49.5	1	51
10/28/23	IOWA STATE	4	150	37.5	1	47
11/4/23	HOUSTON	2	80	40.0	0	46
11/11/23	at Kansas State	4	168	42.0	2	46
11/18/23	at TCU	2	92	46.0	0	49
11/25/23	WEST VIRGINIA	3	123	41.0	2	49



27
TEVIN WILLIAMS III
CB • 6-1 • 199 • RSR. • 3L
STILLWATER, OKLA. (STILLWATER HS)

T. WILLIAMS CAREER STATISTICS

DEFENSIVE									
YEAR	G/GS	UT	AT	TT	TFL-YD	QBS-YD	FF/FR	PBU	INT-YDS
2021	3/0	0	0	0	0.0-0	0.0-0	0/0	0	0-0
2022	12/0	9	1	10	1.0-2	0.0-0	0/0	1	1-0
2023	5/4	10	5	15	0.5-1	0.0-0	0/0	1	0-0
2024	9/3	13	2	15	1.0-1	0.0-0	1/0	0	0-0
2025	2/2	0	1	1	0.0-0	0.0-0	0/0	1	0-0
CAREER	31/9	32	9	41	2.5-4	0.0-0	1/0	3	1-0

T. WILLIAMS' CAREER BESTS

Tackles: 5, 2x, last vs. Texas State (9/2/23)
Solo Tackles: 5, vs. Air Force (12/22/22)
Tackles-For-Loss: 1.0, vs. Air Force (12/22/22)
Pass Breakups: 1, 3x, last vs. Auburn (8/29/25)
Interceptions: 1, at Texas Tech (10/29/22)

T. WILLIAMS' GAME-BY-GAME DEFENSIVE STATS

DATE	OPPONENT	UT	AT	TT	PD	INT-YDS
8/29/25	AUBURN	0	0	0	1	0-0
9/6/25	at SMU	0	1	0	0	0-0
9/13/25	SAMFORD					
9/20/25	ARIZONA STATE					
10/4/25	KANSAS STATE					
10/18/25	at TCU					
10/25/25	at Cincinnati					
11/1/25	UCF					
11/15/25	UTAH					
11/22/25	at Arizona					
11/29/25	HOUSTON					

DATE	OPPONENT	UT	AT	TT	PD	INT-YDS
8/31/24	TARLETON			DNP		
9/7/24	at Utah			DNP		
9/14/24	AIR FORCE			DNP		
9/21/24	at Colorado	1	1	2	0	0-0
9/28/24	BYU	4	0	4	0	0-0
10/5/24	at Iowa State	2	0	2	0	0-0
10/19/24	at Texas Tech			DNP		
10/26/24	OKLAHOMA STATE	3	0	3	0	0-0
11/2/24	TCU	0	0	0	0	0-0
11/16/24	at West Virginia	1	0	1	0	0-0
11/23/24	at Houston	0	1	1	0	0-0
11/30/24	KANSAS	1	0	1	0	0-0
12/31/24	vs. LSU	1	0	1	0	0-0

DATE	OPPONENT	UT	AT	TT	PD	INT-YDS
9/2/23	TEXAS STATE	3	2	5	1	0-0
9/9/23	UTAH			DNP		
9/16/23	LONG ISLAND			DNP		
9/23/23	TEXAS			DNP		
9/30/23	at UCF	1	0	1	0	0-0
10/7/23	TEXAS TECH	4	0	4	0	0-0
10/21/23	at Cincinnati	1	1	2	0	0-0
10/28/23	IOWA STATE	1	2	3	0	0-0
11/4/23	HOUSTON			DNP		
11/11/23	at Kansas State			DNP		
11/18/23	at TCU			DNP		
11/25/23	WEST VIRGINIA			DNP		

PLAYERS



5
CARL WILLIAMS IV

S • 6-1 • 192 • JR. • 2L
BATON ROUGE, LA. (SOUTHERN LAB HS)

WILLIAMS CAREER STATISTICS									
DEFENSIVE									
YEAR	G/GS	UT	AT	TT	TFL-YD	QBS-YD	FF/FR	PBU	INT-YD
2023	12/5	16	4	20	1.0-1	0.0-0	1/0	3	1-0
2024	8/7	19	16	35	5.0-15	1.0-6	1/0	1	0-0
2025	1/0	0	1	1	0.0-0	0.0-0	0/0	0	0-0
CAREER	21/12	35	21	56	6.0-16	1.0-6	2/0	4	1-0

C. WILLIAMS' CAREER BESTS
Tackles: 7, twice, last vs. LSU (12/31/24)
Solo Tackles: 4, 3x, last vs. TCU (11/2/24)
Tackles-For-Loss: 1.5, at Texas Tech (10/19/24)
Pass Breakups: 1, 3x, last vs. BYU (9/28/24)
Interceptions: 1, vs. LIU (9/16/23)
Forced Fumbles: 1, vs. Houston (11/4/23)

C. WILLIAMS' GAME-BY-GAME DEFENSIVE STATS						
DATE	OPPONENT	UT	AT	TT	PD	INT-YDS
8/29/25	AUBURN			DNP (injury)		
9/6/25	at SMU	0	1	1	0	0-0
9/13/25	SAMFORD					
9/20/25	ARIZONA STATE					
10/4/25	KANSAS STATE					
10/18/25	at TCU					
10/25/25	at Cincinnati					
11/1/25	UCF					
11/15/25	UTAH					
11/22/25	at Arizona					
11/29/25	HOUSTON					

DATE	OPPONENT	UT	AT	TT	PD	INT-YDS
8/31/24	TARLETON	0	3	3	0	0-0
9/7/24	at Utah			DNP		
9/14/24	AIR FORCE			DNP		
9/21/24	at Colorado	4	0	4	0	0-0
9/28/24	BYU	1	1	2	1	0-0
10/5/24	at Iowa State	1	2	3	0	0-0
10/19/24	at Texas Tech	3	4	7	0	0-0
10/26/24	OKLAHOMA STATE	3	1	4	0	0-0
11/2/24	TCU	4	1	5	0	0-0
11/16/24	at West Virginia			DNP		
11/23/24	at Houston			DNP		
11/30/24	KANSAS			DNP		
12/31/24	vs. LSU	3	4	7	0	0-0

DATE	OPPONENT	UT	AT	TT	PD	INT-YDS
9/2/23	TEXAS STATE	0	0	0	0	0-0
9/9/23	UTAH	0	0	0	0	0-0
9/16/23	LONG ISLAND	1	0	1	0	1-0
9/23/23	TEXAS	1	0	1	0	0-0
9/30/23	at UCF	0	0	0	0	0-0
10/7/23	TEXAS TECH	3	1	4	0	0-0
10/21/23	at Cincinnati	2	2	4	1	0-0
10/28/23	IOWA STATE	4	0	4	1	0-0
11/4/23	HOUSTON	2	0	2	0	0-0
11/11/23	at Kansas State	2	0	2	0	0-0
11/18/23	at TCU	1	0	1	0	0-0
11/25/23	WEST VIRGINIA	1	0	1	0	0-0



2
KOLE WILSON

WR • 5-9 • 171 • SR. • TR
KATY, TEXAS (PAETOW HS / UIW / TEXAS STATE)

WILSON CAREER STATISTICS							
RECEIVING							
YEAR	G/GS	REC	YD	AVG	TD	LP/OPPONENT	
2023*	13	66	747	11.3	8	77/ vs. Nevada	
2024*	12	43	630	14.7	4	53/ vs. Arkansas State	
2025	2/2	10	155	15.5	0	57/ vs. Auburn	
CAREER	27	137	1,813	13.2	12	77/ vs. Nevada	

PUNT RETURNS						
YEAR	G/GS	RET	YD	AVG	TD	LONG/OPPONENT
2023*	13	2	47	23.5	0	31/ at Arkansas State
2024*	12	14	97	6.9	0	18/ vs. Lamar
2025	0	0	0	0.0	0	0/0
CAREER	26	16	144	9.0	0	31/ at Arkansas State

KICKOFF RETURNS						
YEAR	G/GS	RET	YD	AVG	TD	LONG/OPPONENT
2023*	13	10	367	36.7	1	100/ vs. South Alabama
2024*	12	12	269	22.4	0	44/ at Old Dominion
2025	1	2	53	26.5	0	33/ vs. Auburn
CAREER	26	24	689	28.7	1	100/ vs. South Alabama

* at Texas State

WILSON'S CAREER BESTS
Receptions: 10, at Arkansas State (11/18/23)
Receiving Yards: 134, vs. Auburn (8/29/25)
Touchdowns: 1, 4x, last at ULM (11/9/24)
Longest Reception: 77, vs. Nevada (9/23/23)
Punt Return: 31, at Arkansas State (11/18/23)
Kickoff Return: 100, vs. South Alabama (11/25/23)

WILSON'S GAME-BY-GAME RECEIVING STATS						
DATE	OPPONENT	REC	YDS	AVG	TD	TD YDS
8/29/25	AUBURN	8	134	16.8	0	--
9/6/25	at SMU	2	21	10.5	0	--
9/13/25	SAMFORD					
9/20/25	ARIZONA STATE					
9/27/25	at Oklahoma State					
10/4/25	KANSAS STATE					
10/18/25	at TCU					
10/25/25	at Cincinnati					
11/1/25	UCF					
11/15/25	UTAH					
11/22/25	at Arizona					
11/29/25	HOUSTON					



32

EMAR'RION WINSTON

OLB • 6-4 • 247 • RJR. • TR

PORTLAND, ORE. (CENTRAL CATHOLIC HS / OREGON)

EMAR'RION WINSTON CAREER STATISTICS

DEFENSIVE									
YEAR	G/GS	UT	AT	TT	TFL-YD	QBS-YD	FF/FR	QBH	INT-YD
2022	3/0	0	0	0	0.0-0	0.0-0	0/0	0	0-0
2023	14/1	5	14	19	0.5-1	0.0-0	0/0	1	0-0
2024	13/1	4	4	8	0.0-0	0.0-0	0/0	0	0-0
2025	2/2	3	2	5	2.0-8	1.0-6	0/0	0	0-0
CAREER	32/4	12	20	32	2.5-9	1.0-6	0/0	0	0-0

* at Oregon

EMAR'RION WINSTON'S CAREER BESTS

Tackles: 4, at SMU (9/6/25)
Solo Tackles: 3, at SMU (9/6/25)
Tackles-For-Loss: 2.0, at SMU (9/6/25)
Pass Breakups: 1, vs. Liberty (1/1/24)

WINSTON'S GAME-BY-GAME DEFENSIVE STATS

DATE	OPPONENT	UT	AT	TT	TFL-YDS	QBS-YDS
8/29/25	AUBURN	0	1	1	0.0-0	0.0-0
9/6/25	at SMU	3	1	4	2.0-8	1.0-6
9/13/25	SAMFORD					
9/20/25	ARIZONA STATE					
9/27/25	at Oklahoma State					
10/4/25	KANSAS STATE					
10/18/25	at TCU					
10/25/25	at Cincinnati					
11/1/25	UCF					
11/15/25	UTAH					
11/22/25	at Arizona					
11/29/25	HOUSTON					

2025 BAYLOR FOOTBALL GAME NOTES

WHEN WAS THE LAST TIME ...

SURPASSED 500-YARDS TOTAL OFFENSE

By BU 601, at SMU (9/6/25)
By Opp. 542, Iowa State (10/5/24)

SURPASSED 600-YARDS TOTAL OFFENSE

By BU 601, at SMU (9/6/25)
By Opp. 608, Oklahoma State (12/12/20)

SURPASSED 700-YARDS TOTAL OFFENSE

By BU 714, Texas Southern (9/11/21)
By Opp. 716, Texas Tech (11/8/03)

TEAM RUSHED FOR 300 YARDS

By BU 343, vs. Oklahoma State (10/26/24)
By Opp. 307, Auburn (8/29/25)

TEAM RUSHED FOR 400 YARDS

By BU 419, Texas Southern (9/11/21)
By Opp. 431, TCU (11/5/16)

50+ RUSHES

By BU 50, vs. Kansas (11/30/24)
By Opp. 52, Auburn (8/29/25)

TEAM 5+ RUSHING TDS

By BU 5, vs. TCU (11/2/24)
By Opp. 5, Texas (11/25/22)

TEAM PASSED FOR 500 YARDS

By BU 603, Mississippi State (1/1/14)
By Opp. 666, Texas Tech (11/25/16)

100-YARD RUSHER

By BU 115, Bryson Washington, at SMU (9/6/25)
By Opp. 115, T.J. Harden, SMU (9/6/25)

TWO 100-YARD RUSHERS

By BU 2024, vs. Kansas (11/30): Bryson Washington (192), Dawson Pendergrass (104)
By Opp. 2023, West Virginia (11/25): Jahiem White (133), Garrett Greene (103)

THREE 100-YARD RUSHERS

By BU Abram Smith (126), Trestan Ebner (125), Taye McWilliams (102), vs. Texas Southern (9/11/21)
By Opp. Thunder Collins (165), Dahrnan Diedrick (137), Eric Crouch (132), Judd Davies (119), Nebraska (10/13/01)

200-YARD RUSHER

By BU 237, Shock Linwood, at Iowa State (10/1/16)
By Opp. 243, Ke'Shawn Vaughn, Vanderbilt (12/27/18)

50-YARD RUSH PLAY

By BU 50, Bryson Washington, vs. Kansas (11/30/24)
By Opp. 51, Jaylon Jackson, Iowa State (10/5/24)

60-YARD RUSH PLAY

By BU 61, Qualan Jones, UTSA (9/7/19)
By Opp. 79, Johnny Richardson, UCF (9/30/23)

70-YARD RUSH PLAY

By BU 75, Abram Smith, Oklahoma (11/13/21)
By Opp. 79, Johnny Richardson, UCF (9/30/23)

80-YARD RUSH PLAY

By BU 80, Johnny Jefferson, vs. North Carolina (12/29/15)
By Opp. 84, Daje Johnson, Texas (10/20/12)

90-YARD RUSH PLAY

By BU n/a
By Opp. 99, Abdul Adams (9/23/17)

THREE RUSHING TDS

By BU 3, Bryson Washington, at West Virginia (11/16/24)
By Opp. 3, Dominic Richardson, Oklahoma State (12/12/20)

300-YARD PASSER

By BU 440, Sawyer Robertson, at SMU (9/6/25)
By Opp. 333, Josh Hoover, TCU (11/2/24)

400-YARD PASSER

By BU 440, Sawyer Robertson, at SMU (9/6/25)
By Opp. 412, Josh Hoover, TCU (11/18/23)

500-YARD PASSER

By BU 550, Bryce Petty, vs. Michigan State (1/1/14)
By Opp. 586, Patrick Mahomes, Texas Tech (11/25/16)

SCORED ON OVER A 70-YARD PASS PLAY

By BU 71, Monaray Baldwin vs. Texas Tech (10/7/23)
By Opp. 75 (2x), Kevin Jennings to Romello Brinson & Jalen Cooper, SMU (9/6/25)

THREE TD PASSES

By BU 4, Sawyer Robertson, at SMU (9/6/25)
By Opp. 3, Kevin Jennings, SMU (9/6/25)

FOUR TD PASSES

By BU 4, Sawyer Robertson, at SMU (9/6/25)
By Opp. 4, Jalen Hurts, Oklahoma (11/16/19)

FIVE TD PASSES

By BU 5, Sawyer Robertson, at Texas Tech (10/19/24)
By Opp. 5, Will Grier, WVU (10/21/17)

BAYLORBEAR.COM

GAME 3 - vs. SAMFORD

100-YARD RECEIVER

By BU 151, Josh Cameron; 145, Ashtyn Hawkins, at SMU (9/6/25)
By Opp. 126, Romello Brinson, SMU (9/6/25)

200-YARD RECEIVER

By BU 210, Gavin Holmes at West Virginia (10/13/22)
By Opp. 247, Dillon Stoner, Oklahoma State (12/12/20)

300-YARD RECEIVER

By BU 314, Terrance Williams, at West Virginia (9/29/12)
By Opp. n/a

TWO 100-YARD RECEIVERS (or more)

By BU 2025, at SMU (9/6), Josh Cameron (151), Ashtyn Hawkins (145)
By Opp. 2024, vs. LSU, Chris Hilton Jr. (113), Aaron Anderson (100)

10 OR MORE RECEPTIONS

By BU 10, Ashtyn Hawkins, at SMU (9/6/25)
By Opp. 15, Brennan Presley, Oklahoma State (10/26/24)

THREE OR MORE TD RECEPTIONS

By BU 3, Josh Cameron, at Texas Tech (10/19/24)
By Opp. 3, Caleb Douglas, Texas Tech (10/19/24)

COMPLETED 25 PASSES IN A GAME

By BU 34, Sawyer Robertson, at SMU (9/6/25)
By Opp. 25, Josh Hoover, TCU (11/2/24)

COMPLETED 30 PASSES IN A GAME

By BU 34, Sawyer Robertson, at SMU (9/6/25)
By Opp. 35, Max Duggan, TCU (11/19/22)

COMPLETED 35 PASSES IN A GAME

By BU 36, Blake Shapen, Texas (11/25/22)
By Opp. 35, Max Duggan, TCU (11/19/22)

100-YARD RECEIVER & 100-YARD RUSHER

By BU 2025, at SMU (9/6/25); Washington (115 rush), Cameron (151 rec), Hawkins (145 rec)
By Opp. 2025, SMU (9/6/25); Harden (115 rush), Brinson (126 rec)

THREE FIELD GOALS

By BU 3, Isaiah Hankins, Air Force (9/14/24)
By Opp. 3, Kyle Konrardy, Iowa State (10/5/24)

FOUR FIELD GOALS

By BU 4, Isaiah Hankins, at Cincinnati (10/21/23)
By Opp. 4, Gabe Brkic, Oklahoma (12/5/20)

40+ YARD FIELD GOAL

By BU 40, Isaiah Hankins, vs. Kansas (11/30/24)
By Opp. 47, Kyle Lemmermann, TCU (11/2/24)

50+ YARD FIELD GOAL

By BU 50, Isaiah Hankins, at Houston (11/23/24)
By Opp. 54, Will Ferrin, BYU (9/28/24)

MADE A GAME-WINNING FIELD GOAL

By BU 2025, Connor Hawkins, 27 yards, at SMU (9/6/25)
By Opp. 2022, Griffin Kell, 40 yards, TCU (11/19/22)

MADE 15+ TACKLES

By BU 16, Keaton Thomas, vs. Auburn (8/29/25)
By Opp. 15, Jason Johnson, UCF (9/30/23)

MADE 20+ TACKLES

By BU 20, Terrel Bernard, vs. Ole Miss (1/1/22)
By Opp. 23, Ty Summers, TCU (11/27/15)

TEAM INTERCEPTED THREE PASSES

By BU 3, at Houston (11/23/24)
By Opp. 3, Houston (11/23/24)

BLOCKED FIELD GOAL

By BU Cooper Lanz, at UCF, (9/30/23)
By Opp. Logan Fano, Utah (9/7/24)

BLOCKED PUNT

By BU Caleb Parker, vs. Air Force (9/21/24)
By Opp. Myles Mendezsoon, Iowa State (TD) (10/5/24)

BLOCKED POINT AFTER TOUCHDOWN

By BU Gabe Hall, vs. Air Force (12/22/22)
By Opp. Jacoby Spells, West Virginia (10/13/22)

KICK RETURNED FOR TD

By BU Jamaal Bell (100 yards), at Colorado (9/21/24)
By Opp. Rayshawn Pleasant (98 yards), Auburn (8/29/25)

PUNT RETURNED FOR TD

By BU Gavin Holmes (72 yards), UAlbany (9/3/22)
By Opp. Denius Davis (67 yards), TCU (10/31/20)

INTERCEPTION RETURNED FOR TD

By BU Keaton Thomas (35 yards), vs. Tarleton (8/31/24)
By Opp. Davhon Keys (41 yards), LSU (12/31/24)

FUMBLE RETURNED FOR TD

By BU Byron Vaughns (15 yards), at Cincinnati (10/21/23)
By Opp. Desmond Purnell (15 yards), Kansas State (11/11/23)

GAME 3 - vs. SAMFORD
WHEN WAS THE LAST TIME ...

SCORED A SAFETY

By BU Long Island (9/16/23)
By Opp. Oklahoma State (10/1/22)

SCORED A DEFENSIVE TOUCHDOWN

By BU Keaton Thomas (35-yard interception), vs. Tarleton (8/31/24)
By Opp. Davhon Keys (41-yard interception), LSU (12/31/24)

60-69 YARD PUNT

By BU 62, Palmer Williams, vs. TCU (11/2/24)
By Opp. 60, Jack Bouwmeester, Utah (9/7/24)

70+ YARD PUNT

By BU 79, Palmer Williams, at Utah (9/7/24)
By Opp. 70, Sam Vander Haar, BYU (9/28/24)

DID NOT PUNT IN A GAME

By BU 2024, Air Force (9/14/24)
By Opp. 2024, Iowa State (10/5/24)

SCORED 40 OR MORE POINTS

By BU 48, at SMU (9/6/25)
By Opp. 45, SMU (9/6/25)

SCORED 50 OR MORE POINTS

By BU 59, at Texas Tech (10/19/24)
By Opp. 59, Kansas State (11/11/23)

SCORED 60 OR MORE POINTS

By BU 69, UAlbany (9/3/22)
By Opp. 66, Oklahoma (9/29/18)

OVERCAME A DEFICIT OF 15 POINTS AT ANY POINT

By BU 28 pts, at UCF (9/30/23)
By Opp. 24 pts, Oklahoma (11/16/19)

HELD SCORELESS

BU 2007, at TCU (9/1/07)
Opp. 2014, SMU (8/31/14)

HELD SCORELESS IN THE FIRST QUARTER

BU 2025, at SMU (9/6/25)
Opp. 2024, Air Force (9/14/24)

HELD SCORELESS IN THE FIRST HALF

BU 2023, Houston (11/4/23)
Opp. 2024, Tarleton (8/31/24)

HELD SCORELESS IN THE SECOND HALF

BU 2023, Texas (9/23/23)
Opp. 2024, Air Force (9/14/24)

HELD SCORELESS IN THE FOURTH QUARTER

BU 2024, at Iowa State (10/5/24)
Opp. 2024, Kansas (11/30/24)

RECORDED 20 OR MORE FIRST DOWNS

By BU 32, at SMU (9/6/25)
By Opp. 23, SMU (9/6/25)

RECORDED 30 OR MORE FIRST DOWNS

By BU 32, at SMU (9/6/25)
By Opp. 30, Kansas State (11/12/22)

LIMITED TO LESS THAN 100 YARDS RUSHING

By BU 64, vs. Auburn (8/29/25)
By Opp. 92, Houston (11/23/24)

LIMITED TO LESS THAN 100 YARDS PASSING

By BU 40, vs. Ole Miss (1/1/22)
By Opp. 25, Air Force (9/14/24)

2025 BAYLOR FOOTBALL GAME NOTES

DEFEATED A TOP 25 OPPONENT

17 at SMU (9/6/25)

DEFEATED A TOP 15 OPPONENT

8 vs. Ole Miss (1/1/22)

DEFEATED A TOP 10 OPPONENT

8 vs. Ole Miss (1/1/22)

DEFEATED A TOP 5 OPPONENT

4 Oklahoma (11/13/21)

PLAYED AN OVERTIME GAME

2 OT at SMU (9/6/25)

WON AN OVERTIME GAME

2 OT at SMU (9/6/25)

LOST AN OVERTIME GAME

1 OT at Colorado (9/21/24)

PLAYED 20T

2 OT at SMU (9/6/25)

PLAYED 30T

3 OT at TCU (11/9/19)

KICKED OFF BELOW FREEZING

2022 vs. Air Force in Fort Worth (13° - 12/22/22)

KICKED OFF BELOW FREEZING IN WACO

2013 Texas (24° - 12/7/13)

DELAYED DUE TO WEATHER

2023 Long Island (9/16/23)

BAYLOR ROSTER

ALPHABETICAL ROSTER

NO.	PLAYER, POS.
68	Omar Aigbedion, OL
30	Michael Allen, S
19	Leo Almanza Jr., CB
98	Rhett Armstrong, K
97	Hayden Arnold, K
34	MJ Artmore Jr., CB
80	Jackson Baird, WR
36	Travion Barnes, LB
12	Kyler Beaty, CB
14	Nate Bennett, QB
98	Jackson Blackwell, DL
3	Devyn Bobby, S
94	Caden Boenig, DL
37	Demetrius Brisbon, S
4	Louis Brown IV, WR
41	Kaleb Burns, LB
22	Reggie Bush II, CB
79	Connor Cameron, OL
34	Josh Cameron, WR
75	Harrison Cluff, OL
33	DJ Coleman, S
84	Chase Collier, WR
78	Joe Crocker, OL
48	Jad Darkazalli, S
32	Brody Day, WR
20	Placide Djungu-Sungu, S
27	Joseph Dodds, RB
31	Mason Dossett, WR
89	Daniel Edeni, WR
39	Wilson Esemé III, RB
42	Jeremy Evans, LB
50	Matthew Fobbs-White, OLB
95	Alex Foster, DL*
91	Adonis Friloux, DL
69	Sidney Fugar, OL
24	Micah Gifford, S
15	Edward Griffin, QB
37	Joseph Hagman, RB
6	Ashtyn Hawkins, WR
96	Connor Hawkins, K
64	Braylen Jackson, DL
31	Phoenix Jackson, LB
8	Caden Jenkins, CB
23	Cameren Jenkins, S
57	Christopher Johnson, DL
12	Kelsey Johnson, TE
21	Michael Johnson Jr., WR
87	Ashton Jones, WR
55	Jaylin Jones, OLB
40	Kyler Jordan, OLB
93	DK Kalu, DL
52	Corey Kelly, OLB
18	Tyler Kirkwood, WR
85	Matthew Klopfenstein, TE
22	Caden Knighten, RB
60	Drake Knobloch, LS
9	Cooper Lanz, DL
49	Trey Laurence, LB
62	Ryan Lengyel, OL
96	Tonga Lolohea, DL
90	Alessandro Lorenzetti, DL
53	Ronnie Mageo, DL
14	KJ Makins, CB
67	Aleki Manutai, DL

NUMERICAL ROSTER

No.	Name	Pos.	Ht.	Wt.	Class.	Exp.	Hometown / Previous School
0	Jackie Marshall	DL	6-3	306	RSr.	2L	LaPlace, La. / East St. John HS
1	Michael Trigg	TE	6-4	240	RSr.	1L	Tampa, Fla. / Carrollwood Day HS / USC / Ole Miss
2	Kole Wilson	WR	5-9	171	Sr.	TR	Katy, Texas / Paetow HS / UIW / Texas State
3	Devyn Bobby	S	5-11	198	Sr.	3L	DeSoto, Texas / DeSoto HS
4	Louis Brown IV	WR	6-2	192	Sr.	TR	S. Los Angeles, Calif. / Inglewood HS / Colorado St. / San Diego St.
5	Carl Williams IV	S	6-1	192	Jr.	2L	Baton Rouge, La. / Southern Lab HS
6	Ashtyn Hawkins	WR	5-10	168	6Sr.	1L	DeSoto, Texas / DeSoto HS / Cisco CC / Texas State
7	Bryson Washington	RB	6-0	216	RSo.	1L	Franklin, Texas / Franklin HS
8	Caden Jenkins	CB	6-1	178	Jr.	2L	Lewisville, Texas / Lewisville HS
9	Cooper Lanz	DL	6-4	286	RSr.	3L	Denton, Texas / Guyer HS
11	Keaton Thomas	LB	6-2	229	RJr.	1L	Jacksonville, Fla. / Trinity HS / West Virginia / NE Miss. CC
11	Walker White	QB	6-4	230	RFr.	TR	Little Rock, Ark. / Little Rock Christian / Auburn
12	Kyler Beaty	CB	6-2	205	RFr.	RS	Comanche, Texas / Comanche HS
12	Kelsey Johnson	TE	6-3	248	RJr.	2L	Red Oak, Texas / Red Oak HS
13	Sawyer Robertson	QB	6-4	220	RSr.	2L	Lubbock, Texas / Coronado HS / Mississippi State
13	Devin Turner	S	6-2	198	Sr.	TR	Little Elm, Texas / Lone Star HS / Northwestern
14	Nate Bennett	QB	6-1	184	RFr.	RS	Westlake Village, Calif. / Oaks Christian HS
14	KJ Makins	CB	5-10	185	5Sr.	TR	Greenwood, S.C. / Greenwood HS / Lenoir-Rhyne / HCU
15	Edward Griffin	QB	6-2	218	Fr.	HS	Coppell, Texas / Coppell HS
16	Kobe Prentice	WR	5-11	190	Sr.	TR	Calera, Ala. / Calera HS / Alabama
16	Kendrick Simpkins	S	6-0	199	6Sr.	1L	Montgomery, Ala. / Lee HS / Western Kentucky
17	Cade Tessier	QB	6-4	225	RSo.	SQ	Montgomery, Texas / Lake Creek HS
17	Tyler Turner	S	6-0	197	RSo.	TR	San Antonio, Texas / Brennan HS / Oregon
18	Tyler Kirkwood	WR	6-1	219	5Sr.	TR	New Orleans, La. / Holy Cross / Southern
18	Caldra Williford	CB	5-9	180	RJr.	TR	St. Louis, Mo. / Lutheran North HS / Murray State / Tennessee Tech
19	Leo Almanza Jr.	CB	6-2	189	Fr.	HS	Trophy Club, Texas / Byron Nelson HS
20	Placide Djungu-Sungu	S	6-1	200	RSr.	TR	Arlington, Texas / James Martin HS / Duke
20	Jacorey Watson	WR	5-10	189	Fr.	HS	Pearland, Texas / Shadow Creek HS
21	Michael Johnson Jr.	WR	6-3	203	So.	TR	Batesville, Miss. / South Panola HS / East Mississippi CC
21	Bo Onu	S	6-1	202	Fr.	HS	Carrollton, Texas / Hebron HS
22	Reggie Bush II	CB	6-0	195	RJr.	2L	Frisco, Texas / Independence HS
22	Caden Knighten	RB	5-11	212	Fr.	HS	Pauls Valley, Okla. / Pauls Valley HS
23	Cameren Jenkins	S	6-1	200	RSo.	RS	Lewisville, Texas / Lewisville HS / UNLV
23	Michael Turner	RB	6-0	220	Fr.	HS	North Richland Hills, Texas / Richland HS
24	Micah Gifford	S	6-3	207	Jr.	2L	Pflugerville, Texas / Weiss HS
25	LeVar Thornton Jr.	CB	6-3	182	RSo.	1L	Fort Worth, Texas / Timber Creek HS
26	Colin Peacock	S	6-1	207	Fr.	HS	Gunter, Texas / Gunter HS
27	Joseph Dodds	RB	6-0	222	RFr.	RS	Markham, Texas / Tidehaven HS
27	Tevin Williams III	CB	6-1	199	RSr.	3L	Stillwater, Okla. / Stillwater HS
28	Calvin Simpson-Hunt	CB	6-0	215	RSo.	TR	Waxahachie, Texas / Waxahachie HS / Ohio State
29	Kris Wokomah	S	6-0	189	RFr.	RS	Arlington, Texas / Bowie HS
30	Michael Allen	S	5-7	182	RJr.	2L	Stilwell, Kan. / Blue Valley HS
31	Mason Dossett	WR	6-1	194	RFr.	RS	Missouri City, Texas / Ridge Point HS
31	Phoenix Jackson	LB	6-0	223	RSr.	TR	Modesto, Calif. / Central Catholic HS / Fresno State
32	Brody Day	WR	5-11	170	Fr.	HS	Spring Branch, Texas / Smithson Valley HS
32	Emar'ion Winston	OLB	6-4	247	RJr.	TR	Portland, Ore. / Central Catholic HS / Oregon
33	DJ Coleman	S	6-1	210	Jr.	2L	Mesquite, Texas / Horn HS
34	MJ Artmore Jr.	CB	6-1	191	RSo.	SQ	Mountain View, Calif. / Saint Francis HS
34	Josh Cameron	WR	6-1	224	RSr.	3L	Cedar Park, Texas / Cedar Park HS
35	Dawson Pendergrass	RB	6-2	234	Jr.	2L	Alba, Texas / Mineola HS
36	Travion Barnes	LB	6-0	243	Sr.	TR	Almonte Springs, Fla. / Apopka HS / Georgia Military / FIU
36	Ryne Shackelford	WR	6-0	175	RSo.	TR	Elyria, Ohio / Keystone HS / Purdue
37	Demetrius Brisbon	S	5-11	183	Fr.	HS	Tyler, Texas / Chapel Hill HS
37	Joseph Hagman	RB	6-1	225	RSo.	RS	Westlake, Texas / Westlake Academy
38	Jacob Redding	S	6-1	196	RSo.	1L	New Braunfels, Texas / New Braunfels HS
39	Wilson Esemé III	RB	6-2	175	Fr.	HS	Oklahoma City, Okla. / Bishop McGuinness HS
40	Kyler Jordan	OLB	6-2	255	RJr.	2L	Lubbock, Texas / Cooper HS
41	Kaleb Burns	LB	6-1	223	Fr.	HS	Houston, Texas / Cy Falls HS
42	Jeremy Evans	LB	6-1	218	RJr.	2L	Tenaha, Texas / Tenaha HS
43	Brody Wilhelm	TE	6-5	234	Fr.	HS	Austin, Texas / Westlake HS
44	Ke'Breion Winston	LB	6-1	208	Fr.	HS	Lancaster, Texas / Lancaster HS
45	Kyland Reed	LB	6-1	218	So.	1L	Arlington, Texas / Mansfield Summit HS
48	Jad Darkazalli	S	6-0	185	RFr.	HS	Arlington, Texas / Lamar HS
49	Trey Laurence	LB	6-0	223	RSo.	SQ	San Antonio, Texas / Reagan HS

BAYLOR ROSTER

NUMERICAL ROSTER

No.	Name	Pos.	Ht.	Wt.	Class.	Exp.	Hometown / Previous School
50	Matthew Fobbs-White	OLB	6-3	235	Jr.	TR	Monroe, La. / Neville HS / Tulane
51	Kamaurn Morgan	OLB	6-5	251	Fr.	HS	Dallas, Texas / South Oak Cliff HS
52	Corey Kelly	OLB	6-3	249	RSO.	1L	Houston, Texas / Clear Falls HS
53	Ronnie Mageo	DL	6-5	294	RJr.	1L	Daphne, Ala. / Fairhope HS / Mississippi Gulf Coast CC
54	David Marshall Jr.	DL	6-0	295	5Sr.	SQ	Waxahachie, Texas / Waxahachie HS / Navarro CC
55	Jaylin Jones	OLB	6-6	223	So.	TR	Beaumont, Texas / West Brook HS / UTEP
57	Christopher Johnson	DL	6-3	255	Fr.	HS	Rosharon, Texas / Iowa Colony HS
57	Wes Tucker	OL	6-5	302	RSO.	SQ	Argyle, Texas / Argyle HS
59	Devonte Tezino	DL	6-5	294	RJr.	2L	Killeen, Texas / Ellison HS
60	Drake Knobloch	LS	6-2	268	RJr.	TR	Winterset, Iowa / Winterset HS / Iowa State
61	Cayden Tone	OL	6-5	289	RSO.	SQ	Pacific, Calif. / Junipero Serra HS
62	Ryan Lengyel	OL	6-6	312	RSr.	2L	Dallas, Texas / Jesuit Prep
63	Wyatt Swaner	OL	6-1	286	RFr.	RS	Dallas, Texas / Highland Park HS
64	Braylen Jackson	DL	6-4	285	RJr.	TR	Mansfield, Texas / Lake Ridge HS / SMU
65	Sean Thompkins	OL	6-5	300	RSO.	SQ	Covington, Ga. / Newton HS
66	Koltin Sieracki	OL	6-4	314	RFr.	RS	The Woodlands, Texas / The Woodlands HS
67	Aleki Manutai	DL	6-2	295	So.	TR	Mission Viejo, Calif. / Santa Margarita Cathoic / Saddleback CC
68	Omar Aigbedion	OL	6-3	310	Sr.	1L	Katy, Texas / Katy HS / Montana State
69	Sidney Fugar	OL	6-5	343	RSr.	1L	Waldorf, Md. / St. Thomas More / Western Illinois / South Carolina
71	Matthew Parker	OL	6-7	329	Fr.	HS	Flowood, Miss. / Jackson Prep HS
72	Coleton Price	OL	6-3	318	RJr.	2L	Bowie, Texas / Bowie HS
74	Kaden Sieracki	OL	6-9	317	RJr.	2L	The Woodlands, Texas / The Woodlands HS
75	Harrison Cluff	OL	6-4	313	Fr.	HS	Columbia, Miss. / Columbia HS
76	Isaiah Robinson	OL	6-7	330	RSO.	SQ	Arlington, Texas / Lamar HS
77	Colton Thomasson	OL	6-8	320	RSO.	1L	Spring Branch, Texas / Smithson Valley HS / Texas A&M
78	Joe Crocker	OL	6-6	339	RSO.	TR	Ascot, England / Franklin Road Academy (Tenn.) / Louisville
79	Connor Cameron	OL	6-7	304	RFr.	TR	Gilbert, Ariz. / Camp Verde HS / Arizona State
80	Jackson Baird	WR	6-4	192	RFr.	RS	Waco, Texas / Midway HS
81	Seth Weller	WR	6-4	207	RJr.	RS	Olympia, Wash. / Tumwater HS / Redlands CC
82	Cody Mladenka	TE	6-5	250	RJr.	1L	The Woodlands, Texas / College Park HS
83	Jadon Porter	WR	6-1	190	So.	1L	Lorena, Texas / Lorena HS
84	Chase Collier	WR	6-1	178	Fr.	HS	Jacksonville, Fla. / The Bolles School
85	Matthew Klopfenstein	TE	6-4	250	Jr.	2L	Scottsdale, Ariz. / Horizon HS
86	Hawkins Polley	TE	6-4	260	RSO.	1L	Houston, Texas / Stratford HS
87	Ashton Jones	WR	6-5	205	Fr.	HS	Pearland, Texas / Shadow Creek HS
88	Samu Taumanupepe	DL	6-3	376	RSO.	TR	Humble, Texas / Atascocita HS / Texas A&M
88	Taz Williams Jr.	WR	6-0	189	Fr.	HS	Red Oak, Texas / Red Oak HS
89	Daniel Edeni	WR	6-2	199	RFr.	RS	San Antonio, Texas / O'Connor HS
90	Alessandro Lorenzetti	DL	6-5	298	RJr.	TR	Montreal, Quebec / The Loomis Chaffee School (Conn.) / Michigan
91	Adonis Friloux	DL	6-2	346	5Sr.	TR	Ama, La. / Hahnville HS / Tulane
92	Trent Thomas	DL	6-6	259	RSO.	SQ	Missouri City, Texas / Thurgood Marshall HS
93	DK Kalu	DL	6-4	309	RSO.	1L	Missouri City, Texas / Ridge Point HS
93	Dylan Schaub	LS	6-5	236	RSO.	1L	New Waverly, Texas / New Waverly HS
94	Caden Boenig	DL	6-1	247	RFr.	RS	Austin, Texas / Austin Westlake HS
94	Palmer Williams	P	6-2	203	Jr.	2L	Advance, N.C. / Davie HS
95	Alex Foster *	DL	6-5	292	RFr.	RS	Greenville, Miss. / St. Joseph HS
96	Connor Hawkins	K	6-2	199	RFr.	RS	Liberty Hill, Texas / Liberty Hill HS
96	Tonga Lolohea	DL	6-5	334	RSr.	SQ	Eules, Texas / Trinity HS / Lamar / North Texas / Tyler JC
97	Hayden Arnold	K	5-8	189	RSO.	SQ	Austin, Texas / Vandegrift HS
98	Rhett Armstrong	K	6-5	215	Fr.	HS	Monument, Colo. / Palmer Ridge HS
98	Jackson Blackwell	DL	6-3	322	Fr.	HS	Lorena, Texas / Lorena HS

* Alex Foster passed away on May 29 and will be listed as a member of the 2025 roster throughout the season

COACHING STAFF

Head Coach: Dave Aranda (Cal Lutheran, 1999)

Associate Head Coach/Running Backs: Khenon Hall (Illinois State, 2010)

Defensive Coordinator/Safeties: Matt Powledge (Sam Houston, 2009)

Offensive Coordinator/Quarterbacks: Jake Spavital (Missouri State, 2008)

Defensive Pass-Game Coordinator/Cornerbacks: Paul Gonzales (UC Davis, 2007)

Asst. Coach/Tight Ends: Jarrett Anderson (New Mexico, 1993)

Asst. Coach/Wide Receivers: Dallas Baker (Florida, 2006)

Asst. Coach/Defensive Line: Inoke Breckterfield (Oregon State, 1998)

Asst. Coach/Inside Linebackers: Jamar Chaney (Mississippi State, 2009)

Asst. Coach/Outside Linebackers: Carson Hall (Georgia, 2017)

Asst. Coach/Offensive Line: Mason Miller (Valdosta State, 1999)

Special Teams Coordinator: Mark Scott (Hillsdale College, 2007)

Asst. Coach/Quarterbacks: Rhett Holcomb (Texas A&M, 2019)

Asst. Coach/Linebackers: Anthony Marciano (UIW, 2018)

ALPHABETICAL ROSTER

NO.	PLAYER, POS.
0	Jackie Marshall, DL
54	David Marshall Jr., DL
82	Cody Mladenka, TE
51	Kamaurn Morgan, OLB
21	Bo Onu, S
71	Matthew Parker, OL
26	Colin Peacock, S
35	Dawson Pendergrass, RB
86	Hawkins Polley, TE
83	Jadon Porter, WR
16	Kobe Prentice, WR
72	Coleton Price, OL
38	Jacob Redding, S
45	Kyland Reed, LB
13	Sawyer Robertson, QB
76	Isaiah Robinson, OL
93	Dylan Schaub, LS
36	Ryne Shackelford, WR
74	Kaden Sieracki, OL
66	Koltin Sieracki, OL
16	Kendrick Simpkins, S
28	Calvin Simpson-Hunt, CB
63	Wyatt Swaner, OL
88	Samu Taumanupepe, DL
17	Cade Tessier, QB
59	Devonte Tezino, DL
11	Keaton Thomas, LB
92	Trent Thomas, DL
77	Colton Thomasson, OL
65	Sean Thompkins, OL
25	LeVar Thornton Jr., CB
61	Cayden Tone, OL
1	Michael Trigg, TE
57	Wes Tucker, OL
13	Devin Turner, S
23	Michael Turner, RB
17	Tyler Turner, S
7	Bryson Washington, RB
20	Jacorey Watson, WR
81	Seth Weller, WR
11	Walker White, QB
43	Brody Wilhelm, TE
94	Palmer Williams, P
27	Tevin Williams III, CB
5	Carl Williams IV, S
88	Taz Williams Jr., WR
18	Caldra Williford, CB
2	Kole Wilson, WR
32	Emar'ion Winston, OLB
44	Ke'Breion Winston, LB
29	Kris Wokomah, S

DEPTH CHART vs. SAMFORD

OFFENSE

WR	2 KOLE WILSON (5-9, 171, SR.)
	16 Kobe Prentice (5-11, 190, Sr.)
	83 Jadon Porter (6-1, 190, So.)
	84 Chase Collier (6-1, 178, Fr.) -OR-
	20 Jacorey Watson (5-10, 189, Fr.)
LT	69 SIDNEY FUGAR (6-5, 343, RSR.)
	65 Sean Thompkins (6-5, 300, RSo.)
LG	62 RYAN LENGUEL (6-6, 312, RJR.)
	77 Colton Thomasson (6-8, 320, RSo.)
C	72 COLETON PRICE (6-2, 318, RJR.)
	66 Koltin Sieracki (6-4, 314, RFr.)
RG	68 OMAR AIGBEDION (6-3, 310, SR.)
	75 Harrison Cluff (6-4, 313, Fr.)
RT	74 KADEN SIERACKI (6-9, 317, RSO.)
	71 Matthew Parker (6-7, 329, Fr.)
WR	34 JOSH CAMERON (6-1, 224, RSR.)
	87 Ashton Jones (6-4, 185, Fr.)
	31 Mason Dossett (6-1, 194, RFr.)
WR	6 ASHTYN HAWKINS (5-10, 168, 6SR.)
	4 Louis Brown IV (6-2, 192, Sr.)
	88 Taz Williams Jr. (6-0, 189, Fr.)
TE	1 MICHAEL TRIGG (6-4, 240, SR.)
	85 Matthew Klopfenstein (6-4, 250, Jr.)
	12 Kelsey Johnson (6-3, 248, RJr.)
QB	13 SAWYER ROBERTSON (6-4, 220, RSR.)
	14 Nate Bennett (6-1, 184, RFr.) -OR-
	15 Edward Griffin (6-1, 205, Fr.) -OR-
	11 Walker White (6-4, 230, RFr.)
	17 Cade Tessier (6-4, 225, RSo.)
RB	7 BRYSON WASHINGTON (6-0, 216, RSO.)
	22 Caden Knighten (5-11, 212, Fr.)
	23 Michael Turner (6-0, 220, Fr.)
	27 Joseph Dodds (6-0, 220, RFr.)
	37 Joseph Hagman (6-1, 225, RSo.)
FB	86 HAWKINS POLLEY (6-3, 260, RSO.) -OR-
	82 CODY MLADENKA (6-5, 250, RJR.)

DEFENSE

F	0 JACKIE MARSHALL (6-3, 306, RSR.)
	92 Trent Thomas (6-6, 259, RSo.) -OR-
	53 Ronnie Mageo (6-5, 294, RJr.)
	57 Christopher Johnson (6-3, 255, Fr.)
N	93 DK KALU (6-4, 309, RSO.)
	91 Adonis Friloux (6-2, 346, 5Sr.) -OR-
	88 Samu Taumanupepe (6-3, 376, RSo.)
	98 Jackson Blackwell (6-3, 322, Fr.)
E	9 COOPER LANZ (6-4, 286, RSR.) -OR-
	59 DEVONTE TEZINO (6-5, 294, RJR.)
	96 Tonga Lolohea (6-5, 334, RSR.)
	90 Alessandro Lorenzetti (6-5, 298, RJr.)
W	50 MATTHEW FOBBBS-WHITE (6-3, 235, JR.) -OR-
	40 KYLER JORDAN (6-2, 255, RJR.) -OR-
	32 EMAR'RION WINSTON (6-4, 247, JR.)
	52 Corey Kelly (6-3, 249, RSo.) -OR-
	51 Kamaurnyn Morgan (6-5, 251, Fr.)
	55 Jaylin Jones (6-6, 223, So.)
MAC	11 KEATON THOMAS (6-2, 229, RJR.) -OR-
	36 TRAVION BARNES (6-0, 243, SR.)
	42 Jeremy Evans (6-1, 218, RJr.)
	44 Ke'Breion Winston (6-1, 208, Fr.)
ROVER	45 KYLAND REED (6-1, 218, SO.) -OR-
	31 PHOENIX JACKSON (6-0, 223, RSR.)
	41 Kaleb Burns (6-1, 223, Fr.)
	49 Trey Laurence (6-0, 223, RSo.)
NICKEL	33 DJ COLEMAN (6-1, 210, JR.) -OR-
	16 KENDRICK SIMPKINS (6-0, 199, SR.) -OR-
	5 CARL WILLIAMS IV (6-1, 192, JR.)
	21 Bo Onu (6-1, 202, Fr.)
	37 Demetrius Brisbon (5-11, 183, Fr.)
CB	27 TEVIN WILLIAMS III (6-1, 199, RSR.)
	8 Caden Jenkins (6-1, 178, Jr.)
	18 Caldra Williford (5-9, 180, RJr.)
	19 Leo Almanza Jr. (6-2, 189, Fr.)
	34 MJ Artmore Jr. (6-1, 191, RSo.)
FS	38 JACOB REDDING (6-1, 196, RSO.) -OR-
	17 TYLER TURNER (6-0, 197, RSO.) -OR-
	29 KRIS WOKOMAH (6-0, 189, RFR.)
	30 Michael Allen (5-7, 182, RJr.)
	26 Colin Peacock (6-1, 207, Fr.)
SS	3 DEVYN BOBBY (5-11, 198, SR.)
	24 Micah Gifford (6-3, 207, So.)
	20 Placide Djungu-Sungu (6-1, 200, Sr.) -OR-
	23 Cameren Jenkins (6-1, 200, RSo.)
CB	25 LEVAR THORNTON JR. (6-3, 182, RSO.)
	28 Calvin Simpson-Hunt (6-0, 215, RSo.)
	14 KJ Makins (5-10, 185, 5Sr.)
	22 Reggie Bush (6-0, 195, RJr.)
	12 Kyler Beaty (6-2, 205, RFr.)

SPECIAL TEAMS

FG	96 CONNOR HAWKINS (6-1, 199, RFR.)
	98 Rhett Armstrong (6-5, 215, Fr.) -or-
KO	98 RHETT ARMSTRONG (6-5, 215, FR.) -OR-
	96 CONNOR HAWKINS (6-1, 199, RFR.)
P	94 PALMER WILLIAMS (6-2, 203, JR.)
	98 Rhett Armstrong (6-5, 215, Fr.)
KR	6 ASHTYN HAWKINS (5-10, 168, 6SR.) -OR-
	16 KOBE PRENTICE (5-11, 190, SR.) -OR-
	2 KOLE WILSON (5-9, 171, SR.)
PR	34 JOSH CAMERON (6-1, 224, RSR.) -OR-
	6 ASHTYN HAWKINS (5-10, 168, 6SR.)
LS	60 DRAKE KNOBLOCH (6-2, 268, RJR.) -OR-
	93 DYLAN SCHAUB (6-5, 236, RSO.)
H	97 HAYDEN ARNOLD (5-8, 185, RSO.) -OR-
	94 PALMER WILLIAMS (6-2, 201, SO.)

* generally, players listed with "-OR-" are listed alphabetically

CAREER STARTS

32	Ashtyn Hawkins*
27	Devyn Bobby,
26	Devin Turner*, Josh Cameron
23	Kendrick Simpkins*, Sidney Fugar*
21	Coleton Price
18	Caden Jenkins
16	Jackie Marshall, Sawyer Robertson
15	Louis Brown IV*, Omar Aigbedion, Ryan Lengyel,
	Keaton Thomas, Cooper Lanz
14	Michael Trigg* Bryson Washington,
12	Carl Williams IV, Kaden Sieracki
11	Travion Barnes*, Kelsey Johnson
9	Tevin Williams III
8	Kyler Jordan
4	DJ Coleman, Emar'rion Winston*
3	Kobe Prentice*, DK Kalu
2	Tyler Turner, LeVar Thornton, Kole Wilson,
1	Jeremy Evans, Matthew Fobbs-White,
	Phoenix Jackson, Kyland Reed

CONSECUTIVE BAYLOR STARTS

27	Devyn Bobby
21	Coleton Price, Josh Cameron
15	Ryan Lengyel, Omar Aigbedion, Keaton Thomas
14	Bryson Washington, Sawyer Robertson
10	Sidney Fugar
4	Tevin Williams III
3	DJ Coleman
2	LeVar Thornton, Kole Wilson, Tyler Turner
1	Phoenix Jackson

CAREER GAMES PLAYED

49	Kendrick Simpkins*, Ashtyn Hawkins
43	Josh Cameron
40	Devyn Bobby, Phoenix Jackson*
39	Adonis Friloux*
37	Kobe Prentice*
36	Cooper Lanz
35	Louis Brown IV*
34	Sidney Fugar*
33	Devin Turner*
32	Emar'rion Winston*
31	Tevin Williams III
30	Kyler Jordan
29	Michael Trigg*, Placide Djungu-Sungu*
28	Kelsey Johnson, Micah Gifford
27	DJ Coleman, Jackie Marshall, Kaden Sieracki,
	Palmer Williams, Kole Wilson*
26	Sawyer Robertson
25	DJ Coleman
24	Dawson Pendergrass, Caden Jenkins,
	Matthew Klopfenstein, Jeremy Evans
23	Coleton Price
20	Carl Williams IV
20	Ryan Lengyel, Michael Allen, Reggie Bush II
19	LeVar Thornton, Tyler Turner*
18	Cameren Jenkins*
17	Bryson Washington, Devonte Tezino, Jacob Redding
	Colton Thomasson
16	Drake Knobloch*, Omar Aigbedion,
	Calvin Simpson-Hunt*
15	Keaton Thomas
12	Hawkins Polley, Jaylin Jones*
11	Corey Kelly, Kyland Reed
9	Jadon Porter

* - Indicates including previous school