

# BAYLOR

Follow **Baylor Football** on X, Instagram and Facebook: **@BUFootball**

## FOOTBALL GAME NOTES



### GAME 2



RV/RV **BAYLOR** (0-1, 0-0 Big 12) at 16/16 **SMU** (1-0, 0-0 ACC)

Sept. 6, 2025 • 11 a.m. • The CW • Listen: Baylor Sports Media Network via ESPN Central Texas  
Dallas, Texas • Gerald J. Ford Stadium (32,000) • Social Media: **@BUFootball** | **#SicEm**

### MEDIA INFORMATION

TV: The CW

Talent: Rick Allen (xp), Will Blackmon (analyst),  
Wes Bryant (sideline)

BU Radio: Baylor Sports Media Network

Talent: John Morris (xp), Nick Florence (analyst),  
Ricky Thompson (sideline)

Satellite: Sirius XM 161 or 199

National Radio: ESPN Radio

Talent: Marc Kestecher (xp) Kelly Stouffer (analyst),  
Ian Fitzsimmons (sideline)

Live Stats: BaylorBears.com/Stats

X, IG, FB: **@BUFootball** | **#SicEm**

### BAYLOR BEARS 0-1, 0-0 Big 12

Ranking	RV — AP, RV — Coaches
Head Coach	Dave Aranda (Cal Lutheran, 1999)
Career Record	31-31 (6th season)
Baylor Record	31-31 (6th season)
vs. SMU	first meeting

### SMU MUSTANGS 1-0,0-0 ACC

Ranking	16 — AP, 16 — Coaches
Head Coach	Rhett Lashlee (Arkansas, 2004)
Career Record	30-12 (4th season)
SMU Record	30-12 (4th season)
vs. Baylor	first meeting

### BAYLOR COACHING STAFF

#### On the Field

Dave Aranda	Head Coach
Khenon Hall	Associate Head Coach/Running Backs
Matt Powledge	Defensive Coordinator/Safeties
Jake Spavital	Offensive Coordinator/QBs
Paul Gonzales Def.	Pass-Game Coordinator/Cornerbacks
Jarrett Anderson	Tight Ends
Dallas Baker	Wide Receivers
Inoke Breckterfield	Defensive Line
Jamar Chaney	Inside Linebackers
Carson Hall	Outside Linebackers
Mason Miller	Offensive Line
Rhett Holcomb	Quarterbacks

#### In the Booth

Anthony Marciano	Linebackers
------------------	-------------

### BAYLOR ATHLETICS COMMUNICATIONS

**BRENT INGRAM** Primary Contact  
210-845-8651 • Brent\_Ingram@baylor.edu

**MAX CALDERONE** Secondary Contact  
254-265-1639 • Max\_Calderone@baylor.edu

**JOSIE HUTTON** Secondary Contact  
254-709-7720 • Josie\_Hutton@baylor.edu

**MATT ROBERTS** Secondary Contact

### STORY LINES

- Coming off a season-opening loss vs. Auburn, Baylor will venture to SMU to face the Mustangs in a 11 a.m. clash at Gerald J. Ford Stadium.
- BU suffered a loss on opening night vs. Auburn, as the Tigers used a furious run game to clip the Bears.
- Baylor returns a bevy of talent from a 2024 roster that featured the nation's 20th-best offense, also ranking No. 19 in scoring offense and No. 19 in team passing efficiency.
- QB **Sawyer Robertson** is the nation's leading returner in QBR (83.7), after ranking fifth nationally last year. Robertson slung 28 TDs and threw for 3,071 yards in his first season as a near full-time starter, taking over in week 3.
- RB **Bryson Washington** shattered the program freshman record for rushing yards, totaling 1,028 yards and 12 TDs.
- Punter **Palmer Williams** led the nation in punting among those who punted at least 2.5 times per game. He booted it 43 times for a 49.3 yard average, the best in school history.
- LB **Keaton Thomas** made 114 tackles last year, and enters the season as a preseason All-American, and is on the watch list for the Butkus, Nagurski and Bednarik Awards.
- Coach **Dave Aranda** is in his sixth season leading the Bears and his second season as the defensive play caller and primary inside linebackers coach.
- Offensive Coordinator **Jake Spavital** is back for year two after resurrecting the offensive fireworks in Waco in 2024. **Matthew Powledge** is in his third year as the defensive coordinator.
- Baylor AD **Mack Rhoades IV** will serve as the Chairman of the CFP Selection Committee in 2025, his second year on the committee.
- Baylor has been credited as playing the nation's toughest non-conference schedule according to On3, facing Auburn and No. 16 SMU in consecutive weeks to open the year.
- BU is coming off a season-opening loss to Auburn on Friday, falling 38-24 despite throwing for over 400 yards. It marked Robertson's second straight game with 400+ yards against an SEC foe, going for 445 vs. LSU in the Texpa Bowl.
- Baylor will wear a helmet patch throughout the season to honor the tragic death of freshman defensive lineman **Alex Foster**, who passed away in May during a visit to his hometown in Mississippi.

### SCHEDULE

	<b>Aug. 29 Auburn at Baylor</b>	<b>FOX</b>	<b>L, 38-24</b>
	Waco, Texas / McLane Stadium (45,140) / Robertson throws for 419 yards; Wilson goes for 134 yards rec.		
	<b>Sept. 6 Baylor at #16/16 SMU</b>	<b>CW</b>	<b>11 a.m.</b>
	Dallas, Texas / Gerald J. Ford Stadium (32,000) / BU leads, 39-36-7; BU has won 13 straight, last in 2016		
	<b>Sept. 13 Samford at Baylor</b>	<b>ESPN+</b>	<b>11 a.m.</b>
	Waco, Texas / McLane Stadium (45,140) / BU leads 2-0, last faced in 2005		
	<b>Sept. 20 #11/11 Arizona State at Baylor</b>	<b>TBD</b>	<b>TBD</b>
	Waco, Texas / McLane Stadium (45,140) / ASU leads, 1-0, last meeting in 1990		
	<b>Sept. 27 Baylor at Oklahoma State</b>	<b>TBD</b>	<b>TBD</b>
	Stillwater, Okla. / Boone Pickens Stadium (53,855) / OSU leads, 23-20, BU won in 2024 in Waco		
	<b>Oct. 4 #17/20 Kansas State at Baylor</b>	<b>TBD</b>	<b>TBD</b>
	Waco, Texas / McLane Stadium (45,140) / KSU leads series, 11-10, won last in 2023 in Manhattan		
	<b>Oct. 18 Baylor at TCU</b>	<b>TBD</b>	<b>TBD</b>
	Fort Worth, Texas / Amon G. Carter Stadium (46,000) / TCU leads, 59-54-7, BU won in 2024 in Waco		
	<b>Oct. 25 Baylor at Cincinnati</b>	<b>TBD</b>	<b>TBD</b>
	Cincinnati, Ohio / Nippert Stadium (40,000) / BU won lone meeting in series in 2023 in Cincy		
	<b>Nov. 1 UCF at Baylor</b>	<b>TBD</b>	<b>TBD</b>
	Waco, Texas / McLane Stadium (45,140) / Ted, 1-1, BU won via historic comeback in 2023 in Orlando		
	<b>Nov. 15 Utah at Baylor</b>	<b>TBD</b>	<b>TBD</b>
	Waco, Texas / McLane Stadium (45,140) / UU leads, 2-0, Utes won non-conf. game in Salt Lake in 2024		
	<b>Nov. 22 Baylor at Arizona</b>	<b>TBD</b>	<b>TBD</b>
	Tucson, Ariz. / Arizona Stadium (50,782) / BU leads, 1-0, last meeting in 1992		
	<b>Nov. 29 Houston at Baylor</b>	<b>TBD</b>	<b>TBD</b>
	Waco, Texas / McLane Stadium (45,140) / BU leads, 15-14-1, won in 2024 in Houston		



# DAVE ARANDA

HEAD COACH, FIFTH SEASON

## THE ARANDA FILE

### PERSONAL

Born: Sept. 29, 1976

Family: wife: Dione; children: Jaelyn, Jordyn, Ronin

### EDUCATION

California Lutheran, 1999 (Philosophy)

Texas Tech, 2002 (Interdisciplinary Studies)

### COACHING EXPERIENCE

1995	Redlands (Calif.) High School, DC/LB/OL
1996-99	California Lutheran, linebackers
2000-02	Texas Tech, graduate assistant
2003-04	Houston, linebackers
2005-06	California Lutheran, DC/linebackers
2007	Delta State, co-DC/secondary
2008-09	Hawaii, defensive line
2010-11	Hawaii, defensive coordinator
2012	Utah State, defensive coordinator
2013-15	Wisconsin, DC/ILB
2016	LSU, DC/linebackers
2017-19	LSU, AHC/DC/linebackers
2020-pres.	Baylor, head coach

### THE ARANDA WORKSHEET

YEAR	SCHOOL	OVERALL RECORD	CONFERENCE RECORD
2020	Baylor	2-7	2-7
2021	Baylor	12-2	7-2
2022	Baylor	6-7	4-5
2023	Baylor	3-9	2-7
2024	Baylor	8-5	6-3
2025	Baylor	0-1	0-0
<b>TOTAL</b>	<b>6th season</b>	<b>31-31</b>	<b>21-24</b>

## BAYLOR IN THE POLLS

WEEK	W/L	AP	COACHES	CFP
PRE	0-0	RV	RV	---
WEEK 2	0-1			---

## SCOUTING THE MUSTANGS

- SMU comes into the matchup with the Bears after a dominating season-opening win over East Texas A&M on Saturday in Dallas.
- The Mustangs posted a 42-13 win over East Texas A&M on Saturday in Dallas, taking an early 21-0 lead before allowing a score from East Texas A&M. SMU rolled to 400 yards of total offense, including 140 rushing and 260 passing, holding ETA to 351 yards, with 107 rushing and 244 passing. QB Kevin Jennings was 22-for-30 with two scores, RB Chris Johnson rushed for 44 yards on six carries with a TD, and TJ Harden rushed eight times for 42 yards. Romello Brinson caught seven balls for 121 yards and a TD. Jalen Cooper added five catches for 73 yards and a TD. Brandon Miyazono had a team-high eight tackles and Ahmaad Moses had a 95-yard interception return for a TD.
- SMU went 11-3 and 8-0 in the ACC last year, its first in the league, including resounding wins over TCU and Louisville. The Mustangs return six starters on offense and two on defense, including QB Kevin Jennings, three on the offensive line and its tight end, and a pair in the secondary defensively.
- SMU is led by head coach Rhett Lashlee, who is in his third season leading the Mustangs, and has posted a strong 30-12 mark over his career. He took over the program after two seasons as the OC at Miami (Fla.), two seasons as the OC at SMU (2018-19), a season as the OC at UConn (2017), four seasons as the OC at Auburn (2013-16), a season as the OC at Arkansas State (2012) and a season as the OC at Samford (2011). A former Arkansas QB, Lashlee led the Mustangs to the CFP Playoffs last year, with an 11-3 record and posted an 8-0 mark in ACC play. It marked SMU's second consecutive 11-3 record, with Lashlee also leading SMU to a 7-6 mark in his debut season in 2022.
- Lashlee is assisted by DC Scott Symons, OC/Chief of Staff Casey Woods and special teams coordinator Kyle Cooper, along with Associate Head Coach Rob Likens. Symons is in his fourth year as the DC, previously leading the Liberty defense from 2019-21, which followed a 2018 season at Memphis coaching inside linebackers and a 2014-17 run as the DC at West Georgia (NCAA D2). Woods, who also coaches tight ends, is in his fourth season as SMU, spending two years at Missouri (2021-22), which followed three years at UAB, and a pair of stints with Lashlee at Auburn and Arkansas State. Cooper is in his third season at SMU after two seasons at Miami (2020-21) and two seasons in a previous stint at SMU (2018-19). Likens has been on the SMU staff since the 2022 season, with previous stints at Miami, Arizona State - including as OC from 2018-19 - as the OC at Kansas (2015-16) and Cal (2013-14).
- Damon Evans is in his first year as the AD at SMU, taking over the helm in Highland Park after serving as the AD at both Maryland and Georgia. Colleen Sorem and Brian Ullman serve as Executive Deputy ADs, Lauren Adey, Alex Gary and Dawn Rogers are Deputy ADs.

## SERIES HISTORY

- Baylor leads the all-time series with SMU, 39-36-7, including as 19-18-4 mark in games played in Dallas.
- The Bears have won 13 straight vs. the Mustangs, with the last loss coming in 1986 in Waco. Baylor and SMU played annually from 1916-1995, and then six times in the 21st century.
- Over the 13 game win streak in the series, the Bears have outscored SMU, 556-151, an average score of 42.8-11.6.

## LAST MEETING

- The No. 23/19 ranked Bears routed SMU in the last meeting in the series, 40-13 in 2016 at McLane Stadium, recovering from a pair of early Mustang field goals to score 26 unanswered points over the second and third quarters to expend a 20-point lead that grew to 40-13 following a pair of fourth-quarter TDs from KD Cannon/Seth Russell and JaMycal Hasty.
- The Bears rolled to 536 yards of total offense in the win, including 261 passing a 275 rushing. SMU collected 405 yards of total offense, throwing for 229 and rushing for 176. Russell threw for two TDs on 26-of-47 passing, with Cannon collecting 10 grabs for 93 yards. Blake Lynch had six catches for 95 yards and a score. Terence Williams rushed 19 times for 81 yards, Hasty rushed seven times for 64 yards, Shock Linwood toted it 18 times for 59 yards and Russell added seven carries for 43 yards and a TD. Chris Callahan drilled a pair of sub-40 yard field goals.
- Orion Stewart picked off a pair of passes and Davion Hall had a 62-yard interception return. Patrick Levels had a game-high 12 tackles, with Hall and Stewart each adding eight stops, along with Raaquan Davis.
- SMU got 229 yards passing on 17-of-44 with three interceptions from Ben Hicks. Braeden West carried it 15 times for 89 yards, Ke'Mon Freeman had 19 carries for 81 yards and James Proche had seven catches for 84 yards.
- In the last meeting in Dallas, the Bears, ranked No. 4/4, cruised to a 56-21 win in 2015, opening up a 36-21 lead in the third quarter and using a 28-point run in the second half to post the rout. The Bears totaled 723 yards of total offense, including 423 passing and 300 rushing, holding SMU to 369 yards and 166 passing. Russell threw for five TDs, Jay Lee caught three TDs and Russell and Devin Chafin each scored TDs on the ground.

CONNECTING THE TEAMS

- The Bears and Mustangs have several connecting between the two programs, including BU associate head coach Khenon Hall, who spent the 2022-23 seasons as the running backs coach for SMU. Tyler Foster, the assistant running backs coach at SMU, served as an associate director of player personnel at Baylor. Current SMU Senior Director of Player Personnel Connor Morgan served as a personnel assistant for Baylor from 2021-23.
- SMU Deputy AD for Internal Affairs Dawn Rogers served in a similar role at Baylor from 2018-21, where she was Deputy AD for Sport Program Administration from 2021-23. SMU Associate AD for Marketing & Fan Experience, Mikaela Sullivan, spent the 2022-23 seasons at Baylor as the Director of Strategic Marketing, working directly with men’s and women’s basketball.
- SMU defensive end Trey Wilson played the first two seasons of his career at Baylor and earned a QB hurry in his SMU debut in the ETA win.

UP NEXT

- Baylor will return home to conclude its regular season non-conference slate with Samford. Kickoff is slated for 11 a.m. on ESPN+ and the Baylor Sports Media Network.

BEARS IN NATIONAL STAT RANKINGS

- Baylor rank among the nation’s top 40 leaders in five categories and several players rank among the nation’s leaders in 2025.

Statistic	NCAA Rank	Big 12 Rank	Value
Kickoff Returns	21	3	26.5
Passing Offense	2	1	419.0
Passing Yards Allowed	23	4	108.0
Pass Yards/Completion	8	1	15.52
Total Offense	27	6	483.0

Sawyer Robertson, QB			
Statistic	NCAA Rank	Big 12 Rank	Value
Completions/Game	9	1	27
Passing Yards	6	4	419
Passing Yards/Completion	7	2	1552
Points	27	7	18.0
Points/Game	22	5	18.0
Total Offense	2	1	400.0

Kole Wilson, WR, KR			
Statistic	NCAA Rank	Big 12 Rank	Value
All Purpose Yards	8	1	187.0
Kickoff Returns	10	1	26.5
Receiving Yards	13	4	134.0
Receiving Yards/Game	8	2	134.0
Receptions/Game	12	2	8.00

Michael Trigg, TE			
Statistic	NCAA Rank	Big 12 Rank	Value
Receiving Yards	37	10	99.0
Receiving Yards/Game	28	4	99.0
Receptions/Game	18	4	7.0

Kendrick Simpkins, S			
Statistic	NCAA Rank	Big 12 Rank	Value
Sacks	32	5	1.00
Forced Fumbles	3	1	1.00

Josh Cameron, WR			
Statistic	NCAA Rank	Big 12 Rank	Value
Yards/Reception	21	2	27.0

Keaton Thomas, LB			
Statistic	NCAA Rank	Big 12 Rank	Value
Solo Tackles	3	1	10.0
Tackles	3	1	15.0

RECORD BREAKDOWN

Current Streak	Lost 2
Current Home Streak	Lost 1
Current Neutral Streak	Lost 2
Current Road Streak	Won 3
Last Win	45-17 vs. Kansas (11/30/24)
Last Home Win	45-17 vs. Kansas (11/30/24)
Last Neutral Win	21-7 vs. #8 Ole Miss (11/1/22)
Last Road Win	20-10 at Houston (11/23/24)
Last Loss	vs. Auburn (8/29/25)
Last Home Loss	vs. Auburn (8/29/25)
Last Neutral Loss	44-31 vs. LSU (12/31/24)
Last Road Loss	43-21 at #16 Iowa State (10/5/24)

	2025	Under Aranda
Home	0-1	18-13
Road	0-0	11-15
Neutral	0-0	2-2
Natural Grass	0-0	3-8
Artificial Turf	0-1	28-22
Day Games	0-0	20-17
Night Games	0-1	11-13
vs. AP Ranked Opponents	0-0	5-15
August	0-1	1-1
September	0-0	11-7
October	0-0	8-9
November	0-0	9-9
December	0-0	1-4
January	0-0	1-0
Leading at Halftime	0-0	25-6
Trailing at Halftime	0-1	4-22
Tied at Halftime	0-0	2-2
Scoring First	0-1	20-12
Opponent Scoring First	0-0	11-18
Score < 20 Points	0-0	0-13
Score 20+ Points	0-1	27-17
Score 30+ Points	0-0	24-5
Score 40+ Points	0-0	11-1
Score 50+ Points	0-0	3-0
Score 60+ Points	0-0	2-0
Opponent Scores < 20 Points	0-0	15-0
Opponent Scores 20+ Points	0-1	14-27
Opponent Scores 30+ Points	0-1	6-19
Opponent Scores 40+ Points	0-0	0-7
Gain < 20 First Downs	0-0	3-16
Gain 20+ First Downs	0-1	28-13
Opponent Gains < 20 First Downs	0-0	18-8
Opponent Gains 20+ First Downs	0-1	13-24
More Rushing Yards Than Opponent	0-0	24-7
Fewer Rushing Yards Than Opponent	0-1	7-23
Rush For < 100 Yards	0-1	3-15
Rush For 100+ Yards	0-0	27-15
Opponent Rushes For < 100 Yards	0-0	11-4
Opponent Rushes For 100+ Yards	0-1	20-25
More Passing Yards Than Opponent	0-1	16-15
Fewer Passing Yards Than Opponent	0-0	15-15
Pass For < 200 Yards	0-0	8-8
Pass For 200+ Yards	0-1	21-22
Opponent Passes For < 200 Yards	0-0	15-10
Opponent Passes For 200+ Yards	0-1	15-20
More Total Yards Than Opponent	0-1	25-10
Fewer Total Yards Than Opponent	0-0	7-20
Gain < 300 Total Yards	0-0	2-9
Gain 300+ Total Yards	0-1	29-21
Opponent Gains < 300 Total Yards	0-0	12-2
Opponent Gains 300+ Total Yards	0-1	18-28
Commit No Turnovers	0-1	11-8
Commit < 3 Turnovers	0-1	21-23
Commit 3+ Turnovers	0-0	3-2
Force < 3 Turnovers	0-1	20-27
Force 3+ Turnovers	0-0	8-3
Commit < 6 Penalties	0-0	16-14
Commit 6 or + Penalties	0-1	15-15
3rd Down % < 25	0-0	0-6
3rd Down % 25-49	0-1	20-23
3rd Down % 50+	0-0	11-1
Opponent 3rd Down % < 25	0-0	7-2
Opponent 3rd Down % 25-49	0-0	19-16
Opponent 3rd Down % 50+	0-1	5-12
Lead Time of Possession	0-0	18-10
Trail Time of Possession	0-1	13-20
Overtime Games	0-0	0-4

**2025 HONORS****OMAR AIGBEDION, OL**

Outland Trophy Watch List

Preseason First-Team All-Big 12 (Phil Steele)

Preseason Second-Team All-Big 12

(Athlon, Pick Six Previews)

Preseason Second-Team All-Texas (DCTF)

**TRAVION BARNES, LB**

DCTF Texas 50 (No. 46)

Preseason Second-Team All-Texas (DCTF)

Preseason Third-Team All-Big 12 (Phil Steele)

Preseason Fourth-Team All-Big 12 (Athlon)

**JOSH CAMERON, WR/PR**

Biletnikoff Award Watch List

Hornung Award Watch List

Senior Bowl Top 300 List

Earl Campbell Tyler Rose Award Watch List

Bruce Feldman's Freaks List (No. 49)

DCTF Texas 50 (No. 23)

Preseason First-Team All-America, PR (Athlon)

Preseason All-Big 12, PR/KR (Big 12 Media)

Preseason First-Team All-Texas, WR (DCTF)

Preseason First-Team All-Big 12, WR

(Pick Six Previews)

Preseason Second-Team All-Big 12, WR

(Athlon, Phil Steele)

Preseason Second-Team All-Big 12, PR

(Phil Steele)

**SIDNEY FUGAR, OL**

Preseason Third-Team All-Big 12

(Pick Six Previews)

Preseason Fourth-Team All-Big 12 (Phil Steele)

**CADEN JENKINS, CB**

Preseason Fourth-Team All-Big 12 (Athlon)

**RYAN LENGYEL, OL**

Preseason Fourth-Team All-Big 12 (Athlon)

**JACKIE MARSHALL, DL**

DCTF Texas 50 (No. 38)

Senior Bowl Top 300 List

Preseason Second-Team All-Big 12

(Athlon, Pick Six Previews)

Preseason Second-Team All-Texas (DCTF)

Preseason Third-Team All-Big 12 (Phil Steele)

**COLETON PRICE, OL**

Rimington Trophy Watch List

Preseason Fourth-Team All-Big 12 (Athlon)

**ELITE SCHEDULE**

- Baylor is one of two teams in the nation to play 11 power-4 conference opponents in 2025, joining TCU.
- The Bears have consistently been ranked as owning the toughest non-conference schedule in college football in 2025, facing Auburn, SMU and Samford. On3 and Sports Illustrated have singled out Baylor's non-league slate as the toughest in the nation.
- According to the Kelley Ford Ratings, Baylor has the sixth-best home schedule in college football, behind only Iowa State, Oklahoma, Notre Dame, South Carolina and Oregon. Kelley Ford rates Baylor's schedule as the 35th toughest in the nation, which includes a nine-game Big 12 Conference slate.
- The Bears will face Auburn, No. 16 SMU, Samford and No. 11 Arizona State in the first four weeks.

**CHROME DOME RETURNS**

- Baylor debuted its Chrome helmets in the matchup with Auburn to open the season.
- This marked the first time since 2017 that Baylor will wear the Chrome helmets, which were made popular during a stretch from 2013-17 that saw the Bears win consecutive Big 12 Conference Championships and advance to four straight bowl games.
- Baylor debuted the chrome helmet in an electric atmosphere in 2013 vs. West Virginia, a 73-42 win.
- Overall, the Bears are 5-5 when wearing Chrome helmets:

**Chrome Helmet History**

10/4/2013 vs. West Virginia: W, 73-42

11/16/2013 vs. Texas Tech (Arlington): W, 63-34

1/1/2014 vs. UCF (Fiesta Bowl): L, 42-52

10/11/2014 vs. TCU: W, 61-58

12/6/2014 vs. Kansas State: W, 38-27

1/1/2015 vs. Michigan State (Cotton Bowl): L, 41-42

12/5/2015 vs. Texas: L, 17-23

9/24/2016 vs. Oklahoma State: W, 35-24

11/11/2017 vs. Texas Tech (Arlington): L, 24-38

8/29/25 vs. Auburn: L, 24-38

**BALL, BROTHERHOOD, BATTLE**

- Baylor's mantra for the offseason and heading into the 2025 season is "Ball. Brotherhood. Battle". It started during winter conditioning following the Texas Bowl loss to LSU and has carried into the season.
- "We've got guys that love football," Coach Dave Aranda said at the opening of fall camp on what "Ball. Brotherhood. Battle." meant to him. "One of the things we're talking about on defense is asking them why they love football. Each guy will get up and talk about what their thing is and why they came to love this game. The brotherhood part is we've got guys that are tight and hang together off the field more than they ever have. The battle part is not accepting losing and doing whatever you can to win."

**KOLE WILSON STREAKING**

- Baylor WR Kole Wilson has the third-longest streak of consecutive games with a reception, sitting at 31 straight games. He is behind only Elijah Sarratt (Indiana; 39 games) and Jyrin Johnson (Bowling Green; 34 games).

**A BAYLOR WIN WOULD ...**

- Improve Coach Dave Aranda to 32-31 in his sixth year as the head coach of the Bears.
- Make the Bears 639-629-44 all-time.
- Give Baylor a 14th straight win in the series and up the lead in the series to 40-36-7, including a 20-18-4 mark in Dallas.
- Give the Bears seven wins in their last nine games.



DAVE CALLING DEFENSIVE PLAYS

- Coach Dave Aranda enters the 2025 season in his sixth season leading the Bears.
- Aranda has taken over defensive play calling duties for the second consecutive year and serves as the lead position coach for the inside linebackers. This came after he previously let his defensive coordinators call plays, including Ron Roberts and Matt Powledge. Powledge remains the defensive coordinator and is the safeties coach in 2025.
- Aranda led the LSU defense in 2019 as the Tigers posted a perfect 15-0 record and won the National Title with a 42-25 victory over Clemson in CFP National Championship Game.
- In six seasons as defensive coordinator at Power 4 schools from 2014-19, his defenses were ranked top-12 nationally in total yards five times. The units also ranked top-10 in scoring four times in seven years from 2013-19.

Statistic	'22 (NCAA Rk.)	'23 (NCAA Rk.)	'24 (NCAA Rk.)	23-24 Improv. (NCAA Rk.)
3rd Down Conversion Pct. D	.458 (120)	.441 (108)	.358 (35)	.086 (+73)
Passes Intercepted	13 (30)	7 (109)	14 (27)	7 (+82)
Passing Yards Allowed	222.8 (62)	236.4 (84)	234.2 (94)	2.2 (-10)
Red Zone Defense	.902 (119)	.800 (35)	.792 (36)	.008 (-3)
Rushing Defense	148.2 (62)	184.9 (115)	152.0 (72)	32.9 (+43)
Scoring Defense	26.8 (69)	33.3 (113)	26.2 (79)	7.1 (+34)
Pass Eff. Defense	128.95 (60)	155.46 (126)	136.72 (84)	18.74 (+42)
Team Sacks	1.85 (92)	1.5 (114)	1.77 (83)	0.27 (+31)
Team TFLs	4.8 (105)	4.9 (102)	5.3 (81)	0.4 (+21)
Total Defense	371.0 (58)	421.3 (110)	386.2 (87)	35.1 (+23)
FEI Defensive Rating	.15 (52)	-.14 (103)	.08 (63)	.22 (+40)

SPAV IMPACT

- Baylor second-year offensive coordinator Jake Spavital, widely regarded as one of the top offensive minds in college football, had a staggering impact on the Bears in 2024.
- In just 13 games, Spavital transformed the Baylor offensive attack into a balanced, spread, up-tempo style, which resulted in one of the nation’s best units.
- Spavital has had a drastic impact on the production of the Bears offensive attack in just 13 games. Below is a comparison of the 2023 season vs. Spavital’s first year in Waco.

Statistic	2023 (NCAA Rank)	2024 (NCAA Rank)	Increase (+/- in FBS Rank)
3rd Down Conversion	.362 (94)	.438 (32)	+ .076 (+62)
Passing Yards	236.4 (36)	261.3 (34)	+ 24.9 (+2)
Pass Yards/Completion	12.0 (67)	13.43 (22)	+ 1.43 (+45)
Red Zone Offense	.745 (116)	.830 (74)	+ .085 (+42)
Rushing Offense	114.8 (109)	178.8 (42)	+ 64.0 (+67)
Sacks Allowed	2.83 (106)	1.46 (36)	+ 1.37 (+70)
Scoring Offense	23.1 (99)	34.4 (20)	+ 11.3 (+79)
TFL Allowed	4.9 (102)	3.54 (4)	+ 1.36 (+98)
Passing Efficiency	127.51 (84)	150.28 (19)	+ 22.77 (+65)
Total Offense	377.8 (71)	440.1 (20)	+ 62.3 (+51)
FEI Offensive Rating	-.28 (90)	.26 (23)	+ .54 (+67)
SP+ Offensive Rating	24.5 (78)	33.5 (25)	+ 9 (+53)
BetaRank Offensive Rating	-0.24 (89)	1.03 (13)	+ 1.27(+76)

- Under Spavital, Baylor improved its total offense by a rank of 51 spots in the NCAA stats, from 377.8 yards per game in 2023 to 440.1 yards per game in 2024.
- In the analytic stats, Baylor has improved its FEI Offensive Rating by 54 points and an increase in 67 spots in the ratings.

BEARS AVOID PENALTIES

- A hallmark of Coach Dave Aranda’s approach over his six seasons has been a fixture in not committing penalties. Over the 2022-23 season, the Bears committed the fewest penalties in the conference.
- Over Aranda’s six seasons, the Bears rank seventh in the Big 12 in penalties committed, averaging just 47.6 yards per game.

SAWYER ROBERTSON, QB

Davey O’Brien Award Watch List  
Maxwell Award Watch List  
Earl Campbell Tyler Rose Award Watch List  
Manning Award Watch List  
Wuerffel Trophy Watch List  
Senior Bowl Top 300 List  
Preseason First-Team All-Big 12 (Phil Steele)  
Preseason Second-Team All-Texas (DCTF)  
Preseason Third-Team All-Big 12  
(Athlon, Pick Six Previews)

SAMU TAUMANUPEPE, DL

Polynesian Player of the Year Award

KEATON THOMAS, LB

Chuck Bednarik Award Watch List  
Bronko Nagurski Trophy Watch List  
Butkus Award Watch List  
Preseason Fourth-Team All-America  
(Athlon, Phil Steele, Pick Six Previews)  
Preseason All-Big 12 (Big 12 Media)  
Preseason First-Team All-Big 12  
(Athlon, Phil Steele, Pick Six Previews)  
Preseason First-Team All-Texas (DCTF)

MICHAEL TRIGG, TE

John Mackey Award Watch List  
Senior Bowl Top 300 List  
Preseason Second-Team All-Big 12  
(Athlon, Pick Six Previews))  
Preseason Third-Team All-Big 12 (Phil Steele)

DEVIN TURNER, S

Preseason Fourth-Team All-Big 12  
(Pick Six Previews)

BRYSON WASHINGTON, RB

Maxwell Award Watch List  
Doak Walker Award Watch List  
Earl Campbell Tyler Rose Award Watch List  
DCTF Texas 50 (No. 11)  
Senior Bowl Top 300 List  
Preseason Third-Team All-America (Athlon)  
Preseason All-Big 12 (Big 12 Media)  
Preseason First-Team All-Big 12  
(Athlon, Phil Steele, Pick Six Previews,  
Sports Info Solutions)  
Preseason First-Team All-Texas (DCTF)

PALMER WILLIAMS, P

Ray Guy Award Watch List  
Senior Bowl Top 300 List  
Preseason First-Team All-America (The Athletic)  
Preseason Second-Team All-America  
(Phil Steele, The Sporting News)  
Preseason Third-Team All-America (Athlon)  
Preseason All-Big 12 (Big 12 Media)  
Preseason First-Team All-Big 12

NATIONAL POLLS (LAST WEEK)			
AP TOP 25			
1	Texas	0-0	1552
2	Penn State	0-0	1547
3	Ohio State	0-0	1472
4	Clemson	0-0	1398
5	Georgia	0-0	1331
6	Notre Dame	0-0	1325
7	Oregon	0-0	1236
8	Alabama	0-0	1179
9	LSU	0-0	1174
10	Miami (Fla.)	0-0	889
11	<b>Arizona State</b>	<b>0-0</b>	<b>791</b>
12	Illinois	0-0	713
13	South Carolina	0-0	667
14	Michigan	0-0	662
15	Florida	0-0	626
16	<b>SMU</b>	<b>0-0</b>	<b>565</b>
17	<b>Kansas State</b>	<b>0-0</b>	<b>512</b>
18	Oklahoma	0-0	463
19	Texas A&M	0-0	434
20	Indiana	0-0	423
21	Ole Miss	0-0	370
22	<b>Iowa State</b>	<b>0-0</b>	<b>309</b>
23	<b>Texas Tech</b>	<b>0-0</b>	<b>274</b>
24	Tennessee	0-0	192
25	Boise State	0-0	191
<p>Others receiving votes: <b>BYU 156, Utah 144, Baylor 132</b>, Louisville 90, Southern Cal 64, Georgia Tech 63, Missouri 33, Tulane 23, Nebraska 23, UNLV 21, Toledo 13, <b>Auburn 10</b>, James Madison 9, Memphis 9, Florida St. 8, Duke 6, Liberty 5, Navy 5, Iowa 5, <b>TCU 4</b>, Pittsburgh 3, Army 2, Colorado 1, Louisiana-Lafayette 1.</p>			
USA TODAY TOP 25			
1	Texas	0-0	1606
2	Ohio State	0-0	1565
3	Penn State	0-0	1525
4	Georgia	0-0	1466
5	Notre Dame	0-0	1360
6	Clemson	0-0	1324
7	Oregon	0-0	1307
8	Alabama	0-0	1210
9	LSU	0-0	1056
10	Miami (Fla.)	0-0	823
11	<b>Arizona State</b>	<b>0-0</b>	<b>806</b>
12	Illinois	0-0	734
13	South Carolina	0-0	665
14	Michigan	0-0	580
15	Ole Miss	0-0	573
16	<b>SMU</b>	<b>0-0</b>	<b>555</b>
17	Florida	0-0	498
18	Tennessee	0-0	492
19	Indiana	0-0	460
20	<b>Kansas State</b>	<b>0-0</b>	<b>438</b>
21	Texas A&M	0-0	392
22	<b>Iowa State</b>	<b>0-0</b>	<b>392</b>
23	<b>BYU</b>	<b>0-0</b>	<b>287</b>
24	<b>Texas Tech</b>	<b>0-0</b>	<b>261</b>
25	Boise State	0-0	246
<p>Others receiving votes: Oklahoma 221; Missouri 142; Louisville 126; USC 116; <b>Utah 86; Baylor 76; Auburn 50</b>; Iowa 49; Memphis 34; Army West Point 33; Tulane 31; Georgia Tech 27; <b>TCU 24</b>; Nebraska 19; Syracuse 16; Washington 15; Navy 14; Arkansas 14; Duke 12; <b>Colorado 12</b>; Minnesota 11; UNLV 8; Florida State 8; <b>Kansas 6</b>; Vanderbilt 3; Buffalo 1.</p>			
Baylor Opponents & Big 12 teams in Bold			

FURIOUS END TO 2024

- After starting the season 2-4, with narrow losses to Utah, BYU and Colorado, and a second-half lead that fell at Iowa State, the Bears limped into an idle week before facing a red-hot Texas Tech team on homecoming in Lubbock.
- The Bears exploded out of the idle week – absolutely thrashing Tech 59-35 in a game where the game was not even that close. QB Sawyer Robertson threw for five TDs in a return to his home city, in his fifth game as the starter in 2024, and the win sparked a furious six game stretch to end the regular season.
- Baylor ripped off six straight wins to finish 8-4, with the six-game stretch the longest winning streak to conclude a regular season in program history.
- BU posted a win over Oklahoma State, a walk-off field goal win over TCU, a bowl-eligible-clinching win at West Virginia, the first in Morgantown in program history, a gutsy win at Houston and a beatdown of the previous hottest team in college football – coming off three straight ranked wins – vs. Kansas, 45-17.
- Baylor lost vs. LSU in the Texas Bowl, giving up a punt and interception return for a touchdown, having its own punt returned for a TD called back, and failing to convert three red-zone chances in the LSU end.

W-L	PPG	Rush/Game	Pass/Game	Yards/Game	3rd Down %	Opp. Sacks/Game	Opp. TFL/Game
6-1	39.9	216.3	289.4	505.7	49%	1.6	2.6
2-4	28.0	135.0	228.5	363.5	38%	2.0	4.67

October National Offense - Total (FBS Rank)

Yards/Gm	Yards/Play	Total Yards	Plays	Pass Yards	Rush Yards	Points/Gm
477 (13th)	7.73 (3rd)	1,431 (37th)	187 (109th)	754 (66th)	677 (25th)	39.3 (11th)

November National Offense - Total (FBS Rank)

Yards/Gm	Yards/Play	Total Yards	Plays	Pass Yards	Rush Yards	Points/Gm
484.8 (10th)	6.44 (23rd)	1,942 (21st)	301 (24th)	1,085 (34th)	854 (28th)	34.7 (23rd)

MASON MILLER IMPACT ON O-LINE

- Baylor’s addition of second-year offensive line coach Mason Miller has paid extreme dividends, improving the Bears over the 2023 season into one of the nation’s top units, according to SportSourceAnalytics.
- After the BYU game in 2024, the Bears settled on a five-man lineup up front, including Sidney Fugar at LT, Ryan Lengyel at LG, Coleton Price at C, Omar Aigbedion at RG and Campbell Barrington at RT. The only schools ahead of Baylor in offensive line efficiency rating were New Mexico, Army, Miami (Fla.), Rice and Southern California.

2023 Offensive Line Efficiency Rating	2024 Offensive Line Efficiency Rating
Baylor - 112th	Baylor - 6th

STAFF ADDITIONS

- The Bears added two new position coaches for 2025, including defensive pass-game coordinator and cornerbacks coach Paul Gonzales, who spent the last 13 years at TCU, and has carved out a reputation as one of the top assistants in college football and a strong defensive mind.
- BU also added Carson Hall from Western Kentucky to coach outside linebackers. Hall spent the last two seasons coaching the defensive line at WKU, which followed two seasons as the assistant defensive line coach at his alma matter, Georgia. While at Georgia he helped the Dogs to a 29-1 record with two national championships, including a 14-0 mark in 2018. Hall played at UGA from 2014-17 and made coaching stops at LSU, Illinois and Valdosta State to open his career.
- Baylor has also added a new assistant coach (linebackers) in Anthony Marciano, a former UIW wide receiver, who spent the 2024 season in a new assistant coach role at Michigan. He was a defensive analyst at Michigan in 2022-23, which followed two seasons as a GA at Florida.
- The Bears also elevated Mark Scott, who had been the special teams coordinator, to assistant coach and kept his duties in leading the special teams unit. Rhett Holcomb, who previously was the analyst working with quarterbacks, has also been elevated to assistant coach, working with the QBs.

PRESEASON AWARDS AROUND

- Bears are on a total of 14 end of the year award watch lists in the preseason, including Sawyer Robertson and Bryson Washington on the Maxwell Award, which is given to the top player in college football.
- In addition, four Bears have been named a preseason All-American, including Palmer Williams, Josh Cameron, Keaton Thomas and Washington.

Bears on Preseason Award Lists

- Outland Trophy (Top OL) – Omar Aigbedion
- Blietnikoff Award (Top WR) – Josh Cameron
- Hornung Award (most versatile) – Josh Cameron
- Rimington Trophy (Top center) – Coleton Price
- Davey O’Brien Award (Top QB) – Sawyer Robertson
- Maxwell Award (top player) – Sawyer Robertson, Bryson Washington
- Manning Award (top QB) – Sawyer Robertson
- Wuerffel Trophy (top citizen) – Sawyer Robertson
- Bednarik Award (top defender) – Keaton Thomas
- Butkus Award (top LB) – Keaton Thomas
- Nagurski Trophy (top LB) – Keaton Thomas
- Mackey Award (top TE) – Michael Trigg
- Walker Award (top RB) – Bryson Washington
- Campbell/ Rose Award (top Texas player) – Robertson, Washington
- Guy Award – Palmer Williams
- Preseason All-America – Josh Cameron (Athlon), Keaton Thomas (Athlon, Phil Steele), Bryson Washington (Athlon), Palmer Williams (The Athletic, CBS, Phil Steele, Sporting News)

POWLEDGE NAMED TO 40 UNDER 40

- Baylor football defensive coordinator Matt Powledge was named a member of the Dave Campbell’s Texas Football 40 Under 40, which honors 40 coaches in the state of Texas that are under 40 years old.
- Powledge, is in his second stint on the Baylor coaching staff and his third as the defensive coordinator and safeties coach. He previously spent the 2020 and 2021 seasons as the safeties coach and special teams coordinator on Coach Dave Aranda’s staff, and was the co-defensive coordinator and safeties coach at Oregon in 2022.
- Powledge helped spur the Bears to a strong season in 2024, helping Baylor win eight games and advance to the Texas Bowl. His defensive unit sparked a six-game winning streak to conclude the regular season, the longest such streak in program history.
- The defensive improved drastically in Powledge’s second season as its coordinator, moving up 40 spots in the defensive FEI ratings, and in the national NCAA stats, BU moved up 23 spots in total defense, 31 spots in sacks, 42 spots in pass efficiency defense, 34 spots in scoring defense, 43 spots in rushing defense and 73 spots in third-down conversion percentage defense. His secondary helped BU rank No. 27 nationally in interceptions, an 82-spot improvement from his first year back in Waco.
- The 2024 defensive unit was led by a dynamic pair of inside linebackers, including first-team All-Conference stalwarts, Matt Jones and Keaton Thomas. The duo each charted over 110 tackles, becoming the first pair with 100 tackles in a season at the linebacker post since 2010.
- In his first year as the primary defensive play caller in 2023, while also working with the safeties, Powledge helped mentor freshman All-America cornerback Caden Jenkins. His tutelage saw Carl Williams IV shine after shifting to STAR from his preseason camp position of cornerback midway through the year.

TEAM CAPTAINS

Game captains will be decided on a week-by-week basis. They are listed below.	
vs. Auburn .....	Josh Cameron, Jackie Marshall, Keaton Thomas, Sawyer Robertson
at SMU .....	TBD
vs. Samford .....	TBD
vs. Arizona State .....	TBD
at Oklahoma State.....	TBD
vs. Kansas State .....	TBD
at TCU.....	TBD
at Cincinnati .....	TBD
vs. UCF.....	TBD
vs. Utah.....	TBD
at Arizona.....	TBD
vs. Houston .....	TBD
Big 12 Championships .....	TBD

COMPARISON STATS

Baylor		SMU
0-1	Record	1-0
0-0	Conference Record	0-0
24	Scoring/Game	42.0
483	Total Offense/Game	400
64	Rushing Yards/Game	140
419	Passing Yards/Game	260
26.5	Kickoff Returns (avg.)	0.0
0.0	Punt Returns (avg.)	24
37.5	Punting (avg.)	46.7
26:42	Time of Possession/Game	21:01
33%	Third Down Conv. (pct.)	40%
38	Points Allowed/Game	13
415	Total Yards Allowed/Game	351
307	Rush Yards Allowed/Game	107
108	Pass Yards Allowed/Game	244

DOUBLE-DIGIT TACKLE GAMES		
Player	2025	Career
Keaton Thomas	1	6
Devyn Bobby	0	1

SACK LEADERS		
Player	2025	Career
Kendrick Simpkins	1.0	7.5
Jackie Marshall	0.0	3.0
Keaton Thomas	0.0	2.5
Cooper Lanz	0.0	2.0
Carl Williams IV	0.0	1.0
Devonte Tezino	0.0	1.0

TFL LEADERS		
Player	2025	Career
Kendrick Simpkins	1.0	12.5
Jackie Marshall	0.0	8.5
Keaton Thomas	0.0	7.0
Carl Williams IV	0.0	6.0
Devonte Tezino	0.0	5.0
Cooper Lanz	0.0	4.0
Devyn Bobby	0.0	4.0
Kyler Jordan	0.0	2.5
Tevin Williams III	0.0	2.5
DJ Coleman	0.0	1.0
Caden Jenkins	0.0	1.0
Kyland Reed	0.0	0.5
Cameron Jenkins	0.0	0.5

INTERCEPTIONS		
Player	2025	Career
Devyn Bobby	0	4
Caden Jenkins	0	4
Keaton Thomas	0	1
LeVar Thornton	0	1
Carl Williams IV	0	1
Tevin Williams III	0	1

OCTOBER, NOVEMBER OFFENSIVE FIREWORKS

- Baylor ranked among the best offenses in college football over the October and November of last year, which coincided with the solidification of the offensive line starting group.
- BU checked in No. 5 in the nation in yards per game (481.43) - and second among power-4 schools - No. 5 in yards per play (6.91) - and fourth among power-4 schools - and sixth in college football in points per game (40.8). Among power-4 schools, Baylor ranked fourth in points per game.

NCAA Yards Per Game (October/November)

1. Miami (Fla.) - 504.43
2. New Mexico - 500.71
3. Utah State - 490
4. Texas State - 485.63
5. **Baylor - 481.43**
6. UTSA - 481
7. North Texas - 472.14
8. Clemson - 470
9. Ole Miss - 460
10. SMU - 457.76

NCAA Yards Per Play (October/November)

1. New Mexico - 7.24
2. Notre Dame - 7.09
3. Kansas - 7.01
4. Miami (Fla.) - 6.98
5. **Baylor - 6.91**
6. SMU - 6.88
7. Miami (Ohio) - 6.80
8. Louisiana-Lafayette - 6.693
9. Oregon - 6.690
10. Texas State - 6.66

NCAA Points Per Game (October/November)

1. Notre Dame - 45.14
2. Tulane - 40.71
3. Miami (Fla.) - 40.43
4. UTSA - 39.57
5. Indiana - 39.57
6. **Baylor - 48.43**
7. Jacksonville State - 48.25
8. Utah State - 37.13
9. Boise State - 37
9. SMU - 37
9. Buffalo - 37
9. Colorado - 37

BAYLOR IN THE NFL

- As of Aug. 20, the Bears have 19 former players in NFL training camps, including a league-high four with the Las Vegas Raiders.
- Stars from the 2024 roster that are fighting for a spot, include WR Ketron Jackson (Raiders), LB Matt Jones (Raiders), DL Treven Ma’ae (Raiders), WR Hal Presley (Chiefs) and DL Garmon Randolph (Chargers).
- Veteran standouts include Bills LB Terrel Bernard, Bears DT Andrew Billings, Texans DB Jalen Pitre, Colts CB Xavien Howard, Jaguars LS Ross Matiscik, Chiefs WR Tyquan Thornton, Packers TE Ben Sims, Falcons DB Grayland Arnold, Raiders DB JT Woods, Patriots RB JaMycal Hasty, Jets OL Xavier Newman, Eagles DT Gabe Hall, 49ers DE William Bradley-King, 49ers LS Jon Weeks, Titans DT James Lynch and Titans LB Blake Lynch.



RG3 ON HALL OF FAME BALLOT

- Baylor football legend Robert Griffin III has been featured on the ballot for the College Football Hall of Fame, it was announced by the National Football Foundation.
- Griffin is one of three former Heisman Trophy winners featured on the 2026 College Football Hall of Fame Ballot, joining Mark Ingram and Cameron Newton.
- The 2011 Heisman Trophy winner, Griffin had a historic career for the Bears from 2008-11. He set for tied 54 school records, including 20 career marks, 26 single-season and eight single-game records, including career passing yards, total offense, completions and passing TDs. He was a consensus first-team All-American in 2011, helping lead the Bears to a No. 12 national ranking, which came after a 2010 season that saw BU advance to its first bowl game in 16 years.
- Griffin boasts a bevy of awards from his Baylor career, in addition to the Heisman, including Big 12 Male Athlete of the year, the Davey O'Brien and Manning Awards, and freshman All-America honors in 2008. He was inducted into the Baylor Athletics Hall of Fame in 2022 and the Texas Sports Hall of Fame in 2012.
- The native of Copperas Cove, Texas, Griffin was the No. 2 pick in the 2012 NFL Draft, playing seven years with three teams, including a 2012 Pro Bowl season that culminated in NFL Offensive Rookie of the Year.
- A two-time academic All-American, a three-time dean’s list selection and a 10-time academic honoree by the Big 12 Conference, Griffin graduated with a bachelor’s degree in political science in 2010. He and his wife Grete, and children Reese Ann, Gloria, Gameye and Gia, have been fixtures in their community, including via the RGIII Foundation, which is committed to helping underprivileged children, military families and victims of domestic abuse.
- Griffin has become a leading voice in sports media following his playing career, and is entering his first college football season as a lead color analyst for FOX Sports, after previously working with ESPN and Netflix.
- The Bears have nine former greats inducted into the College Football Hall of Fame, most recently QB Don Trull in 2013. Safety Thomas Everett, head coach Grant Teaff, linebacker Mike Singletary, end Lawrence Elkins, tackle Jim Ray Smith, guard Bill Glass, guard Barton Koch and head coach Morley Jennings all represent BU in the CFB Hall of Fame in Atlanta.

FRONT-OFFICE STRUCTURE

- A key move in the offseason was the organization of a front-office model for all of Baylor athletics and in particular football
- Under the direction of Executive Senior Associate AD Callie Schrank and Athletics General Manager David Kaye, the Bears have reconceptualized how to support roster construction in the revenue share era.
- Longtime Baylor football staffer Aaron Hunt has been elevated to football general manager, and the Bears have added Anthony Mauro as the assistant general manager.
- In addition, the Bears player personnel office includes Director Callie Cameron, associate director Joey Reynolds, and assistant directors Aaron Appleberry and Ed Paris.

RHOADES NAMED CFP COMMITTEE CHAIR

- Baylor Vice President and Director of Intercollegiate Athletics Mack B. Rhoades IV will serve as the chairman of the 2025 College Football Playoff Selection Committee.
- “I am truly honored to be asked to serve as chair of the selection committee,” Rhoades said. “It was a privilege to join such a dedicated group of individuals last year, as each and every member of the committee is passionate about college football and focused on ensuring the integrity and excellence of the playoff process. I look forward to continuing our work again this fall.”
- Rhoades will be in his second year of a three-year term on the CFP selection committee after playing a role in the selection of the first 12-team field in CFP history in 2024.
- In his ninth year leading Baylor’s athletics program, Rhoades will replace Michigan Athletics Director Warde Manuel, who served as the chairman in 2024. Previously N.C. State’s Boo Corrigan chaired the committee for two seasons.
- A two-time and consecutive honoree as the nation’s athletics director of the year, Rhoades took over the Baylor Athletics program in July of 2016. He was named the 2019-20 Under Armour AD of the Year by the National Association of Collegiate Directors of Athletics and the 2021 AD of the Year by the Sports Business Journal.
- Rhoades took over the Baylor program after serving in the same role at Missouri (2015-16), Houston (2009-15) and Akron (2006-09). He got his start in collegiate athletics at Yale (1996), Marquette (1997-98) and spent seven years as the Executive Senior Associate AD at UTEP (1998-06).

TRACKING BAYLOR’S FOES				
Opponent	BU vs. Opp	Opp. Record	Last Game	Next Game
Auburn	W, 38-24	1-0	W, 38-24 at Baylor	vs. Ball State (9/6)
at #16/16 SMU	Sept. 6	1-0	W, 42-13 vs. East Texas A&M	vs. Baylor (9/6)
Samford	Sept. 13	0-1	L, 34-3 vs. West Georgia	vs. The Citadel (9/6)
#11/11 Arizona State	Sept. 20	1-0	W, 38-19 vs. Northern Arizona	at Mississippi State (9/6)
at Oklahoma State	Sept. 27	1-0	W, 27-7 vs. UT Martin	at Oregon (9/6)
#17/20 Kansas State	Oct. 4	1-1	W, 38-35 vs. North Dakota	vs. Army (9/6)
at TCU	Oct. 18	0-0	at North Carolina	vs. Abilene Christian (9/13)
at Cincinnati	Oct. 25	0-1	L, 20-17 vs. Nebraska	vs. Bowling Green (9/6)
UCF	Nov. 1	1-0	W, 17-10 vs. Jacksonville State	vs. North Carolina A&T (9/6)
Utah	Nov. 15	1-0	W, 43-10 at UCLA	vs. Cal Poly (9/6)
at Arizona	Nov. 22	1-0	W, 40-6 vs. Hawaii	vs. Weber State (9/6)
Houston	Nov. 29	1-0	W, 27-0 vs. Stephen F. Austin	at Rice (9/6)

BAYLOR IN THE NFL

A total of 14 former Baylor Bears are currently on National Football League rosters. Here is the list, along with their years at BU (as of Aug. 27, 2024):

Atlanta Falcons

Grayland Arnold (2016-19)

Chicago Bears

Andrew Billings (2013-15)

Buffalo Bills

Terrel Bernard (2018-21)

Indianapolis Colts

Xavien Howard (2013-15)

Las Vegas Raiders

JT Woods (2018-21)

Kansas City Chiefs

Tyquan Thornton (2018-21)

San Francisco 49ers

Jon Weeks (2004-07)

Philadelphia Eagles

Gabe Hall (2019-23)

Jacksonville Jaguars

Ross Matiscik (2016-19)

New York Jets

Xavier Newman-Johnson (2017-20)

Green Bay Packers

Ben Sims (2018-22)

New England Patriots


JaMykal Hasty (2016-19)

Tennessee Titans

James Lynch (2017-19)

Houston Texans

Jalen Pitre (2017-21)



ARANDA THROUGH 62 GAMES IN BAYLOR HISTORY

- Dave Aranda is 31-31 in his first 62 games as the Baylor head coach, which is the best since Art Briles went 32-30 over his first 63 games.

<u>Coch</u>	<u>62-Game Record</u>
Dave Aranda	31-31
Matt Rhule	18-20 (only coached 38 games at Baylor)
Art Briles	32-30
Guy Morriss	18-41 (only coached 59 games at Baylor)
Kevin Steele	9-36 (45 games at Baylor)
Chuck Reedy	23-22 (45 games at Baylor)
Grant Teaff	28-22-3
John D Bridgers	35-27
George Sauer	38-21-3
Frank Kimbrough	15-23-3 (41 games at Baylor)
Morley Jenkins	35-24-3
Frank Bridges	32-13-4 (50 games at Baylor)
Charles P. Mosley	30-18-4 (55 games at Baylor)

NATION'S BEST PUNTER

- Baylor boasts the nation's best punter coming into 2025, junior Palmer Williams. A three-year starter out of Advance, N.C., Williams had a historic season as a sophomore, putting for a school-record 49.35 average on 43 punts, which led the nation among those who punted at least 2.5 times per game.
- Williams, a 6-foot-2, 203-pound athlete, has averaged over 46 yards per punt in his first two seasons, which ranks just shy of qualifying as the best in Baylor career history.
- Williams enters the 2025 season as a preseason first-team All-American by The Athletic, second team by CBS, Phil Steele and the Sporting News, and third team by Athlon.
- Williams had the best punting game in program history at Utah in 2024, booting it six times for an average of 62.7, with a long of 79 and two downed inside the 20-yard line.

JACKIE READY FOR SENIOR STANZA

- A major storyline for the Bears in 2024 was the return to full health of defensive lineman Jackie Marshall. A freak athlete who suffered a season-ending injury during spring practice before the 2023 season, Marshall is regarded by the BU coaching staff as owning the ability to be one of the best defensive linemen in college football.
- A 6-foot-3, 306-pound product of LaPlace, La., Marshall came to the Bears as a middle linebacker and has blossomed in the weight room to become an absolute force and a team leader.
- Marshall benches 425 pounds – second-best on the team, squats 583 pounds – third-best on the team. He came to the Bears as a 6-foot-2, 235-pound linebacker from East St. John High School and has put on 71 pounds since arriving.
- On the field, Marshall will anchor a defensive line with senior Cooper Lanz. He enters 2025 with 64 carer tackles, 14 starts, 8.5 TFLs and three sacks.
- Marshall is a preseason all-conference selection by Athlon and Phil Steele.

TRIGG A MATCHUP NIGHTMARE

- Senior tight end Michael Trigg came to the Bears after starting his collegiate career with stops at USC and Ole Miss, where he was a former top-150 recruit out of Tampa, Fla.
- Trigg is a 6-foot-4, 240-pound freakshow, who is a matchup nightmare for any level of defender choosing to cover him.
- He caught 30 balls for 395 yards and three TDs in his debut season at Baylor, despite missing contests vs. BYU and LSU.
- Often a guy who is split out from the line of scrimmage, Trigg has been praised by TE Coach Jarrett Anderson as someone who is improving in his ability to block with his hand in the dirt.
- Trigg enters the season on the watch list for the John Mackey Award, given to the nation’s top tight end.

WELCOME TO THE WR CORPS

- With the loss of senior stalwarts Monaray Baldwin, Hal Presley and Ketron Jackson Jr., Baylor’s wide receiver unit is breaking in some new faces under Coach Dallas Baker.
- The Bears were active in the transfer portal and have added three dynamic new additions, including San Diego State’s Louis Brown IV, Alabama’s Kobe Prentice, and Texas State’s Kole Wilson. The trio are poised to make an immediate impact on that unit.
- Prentice played in 36 games with three starts over his Alabama career, catching 60 balls for 780 yards and five TDs, including 31 catches for 337 yards and two TDs in his freshman season. Brown was a summer portal add and has shined throughout fall camp, earning a single-digit number in a voting of his teammates. Brown played the 2024 season at San Diego State, where he had 38 catches for 620 yards and three TDs. Over his time at SDSU and Colorado State, Brown has 97 catches for 1,199 yards and eight TDs. Wilson, who also earned a single-digit number, comes to the Bears with 109 career catches for 1,377 yards and 12 TDs in just two years at Texas State. A 5-foot-9 speedster, Wilson also has averaged 28.9 yards per kickoff return in his career, a role that he is competing for with the graduation of 2024 kickoff return specialist Jamaal Bell.
- In preseason camp the Bears also got another piece of great news, as sixth-year senior Ashtyn Hawkins was granted an additional year of eligibility by the NCAA. Hawkins, an electric 5-foot-10, 168-pound native of DeSoto, Texas, ranked second on the team with 45 catches for 567 yards and five TDs in his debut season at Baylor after transferring from Texas State.
- Combined with All-America receiver and punt returner Josh Cameron, who led the team with 52 catches for 754 yards and 10 TDs, and tight end Michael Trigg, the Bears return three of their top four pass catchers from a year ago.
- In addition to the return of Cameron and Hawkins, and the add of Brown, Prentice and Wilson, the Bears are excited about the progress of sophomore Jadon Porter, who has earned consistent praise from Baker as the next great Baylor WR star. A former four-star recruit out of nearby Lorena, Porter made two catches for 23 yards while playing in a deep WR playing rotation in 2024.

TIGHT-END DEPTH

- Under former OC Jeff Grimes, who was also the TE Coach, the Bears collected tight ends. When new OC Jake Spavital arrived in 2024 for his first season he had to adapt to having eight tight ends on the roster.
- The Bears’ TE depth is led by senior Michael Trigg, who is on the Mackey Award Watch List, given to the nation’s top TE, and is a former top-150 recruit who transferred from USC and Ole Miss, and led the Bears TE’s with 30 catches for 395 yards and three TDs last year.
- BU is also boosted by recently betrothed junior Matthew Klopfenstein, an Arizona native, who had six catches for 62 yards and a TD in 2024.
- Also available include Hawkins Polley, Cody Mladenka and Brody Wilhelm, who will help the Bears replace veteran tight end/fullback Gavin Yates who was lost to graduation.

KNIGHT(EN) MOVES

- With the season-ending injury to Dawson Pendergrass in fall camp, the Bears will be seeking a major impact from true freshman running back Caden Knighten, a 5-foot-11, 212 pound product of Pauls Valley [Okla.] High School.
- Knighten enrolled early in the spring and was an immediate story, showcasing a bruising style and elite athleticism as a former four-star recruit who rushed for 1,883 yards with 617 receiving yards and 38 total TDs as a senior.
- Knighten will compete with fellow four-star recruit Michael Turner, walk-on Joseph Hagman and Joseph Dodds to earn carries behind preseason All-America tailback Bryson Washington.

300+ YARD PASSING GAMES		
Player	2025	Career
Sawyer Robertson	1	5

100-YARD RUSHERS		
Player	2025	Career
Bryson Washington	0	6
Dawson Pendergrass	0	3

100-YARD RECEIVERS		
Player	2025	Career
Josh Cameron	0	4
Kole Wilson	1	3

TIMES LED THE TEAM ...	
Rushing Yards:	Bryson Washington (1)
Receiving Yards:	Kole Wilson (1)
Receptions:	Kole Wilson (1)
Passing Yards:	Sawyer Robertson (1)
Tackles:	Keaton Thomas (1)
Sacks:	Kendrick Simpkins (1)
* In the event players tied for the team lead, each is listed.	

BAYLOR COMMUNICATIONS  
CONTACTS



Associate AD/Communications  
*Primary Football Contact*  
Brent Ingram - 210-845-8651  
brent\_ingram@baylor.edu



Director/Communications  
*Assistant Football Contact*  
Max Calderone - 254-265-1639  
max\_calderone@Baylor.edu



Associate Director/  
Communications  
*Assistant Football Contact*  
Josie Hutton - 254-709-7720  
josie\_hutton@Baylor.edu



Director/Communications  
*Assistant Football Contact*  
Matt Roberts - 254-265-1639  
WM\_Roberts@Baylor.edu



Associate Director/  
Communications  
Colin Pirtle - 940-564-0351  
colin\_pirtle1@baylor.edu



Director of Sports Journalism  
Jerry Hill - 254-709-4994  
jerry\_hill@baylor.edu



Associate AD/Broadcasting  
John Morris - 254-709-9687  
john\_morris@baylor.edu



collegepressbox is the official media website for Division I football. Access and download game notes, quotes, statistics, media guides, headshots, logos and more for all FBS schools, conferences, postseason games, awards and the College Football Playoff. For access, please register for an account at collegepressbox.com/register.

SAWDAWG

- Baylor’s season turnaround came as a product of Sawyer Robertson taking the starting QB job from preseason starter Dequan Finn, who bowed out of the season following the Utah start, preserving his eligibility for an additional season that has seen him transfer to Miami (Ohio).
- Robertson starred the moment he took over and finished the year as the fifth-highest rated QBR (83.7) in college football, behind only Cam Ward, Dillon Gabriel, Kurtis Rourke and Jaxson Dart. That makes him the highest rated returning QBR in college football in 2025.
- A native of Lubbock, Robertson enters the 2025 season as a Heisman Trophy candidate, who is on the Maxwell Award, Davey O’Brien Award, Wuerffel Trophy and Manning Award Watch Lists.
- The 6-foot-4, 220-pound redshirt senior who transferred from Mississippi State in 2023, served as a part-time starter in relief of Blake Shapen in his debut season, with Shapen battling injury. He then lost the preseason QB battle to Finn in a tightly contested competition, but the moment Robertson took over in week 3, it was his job and his team.
- Robertson threw for 3,071 yards and 28 TDs on 229-of-368 passing, an average of 255.9 yards per game, while also rushing for four TDs, despite playing on a bad leg for the final four games of the year.
- He threw for 300+ yards in four games in 2024, already seventh-best in program history, and had a 445 yard passing game vs. LSU in the Texas Bowl.
- Robertson was an invitee to the Manning Passing Academy in the offseason, has taken advantage of his NIL opportunities by gifting the entire roster in 2024 Yeti Coolers, and has been the clear physical and vocal leader of the offense entering 2025.
- The son of a pastor, Robertson leads out vocally with his faith in God and has been an inspiration to the entire Baylor Family with his God-fearing spirit.

2025 Week-by-Week QBR

Opponent	Passing	Pass Yards-TD	Completion %	Rush-Yards-TD	QBR
*vs. Auburn	27-for-48	419-3	56.3	4-19-0	65.6

2024 Week-by-Week QBR

Opponent	Passing	Pass Yards-TD	Completion %	Rush-Yards-TD	QBR
vs. Tarleton	3-for-5	67-1	60%	0-0-0	97.9
*vs. Air Force	18-for-24	248-0	75%	3-5-1	83.1
*at Colorado	11-for-21	148-2	52.4%	9-82-1	92.8
*vs. BYU	27-for-48	324-3	56.3%	12-29-1	73.4
*at Iowa State	25-for-44	258-3	56.8%	3-24-0	88.8
*at Texas Tech	21-for-32	274-5	65.6%	4-16-0	78.6
*vs. Oklahoma St.	11-for-19	222-3	57.9%	8-73-1	88.8
*vs. TCU	19-for-34	242-0	55.9%	9-28-0	80.1
*at WVU	26-for-36	329-3	72.2%	2-5-0	86.0
*at Houston	15-for-23	304-2	65.2%	3-14-0	56.7
*vs. Kansas	23-for-31	310-4	74.2%	6-11-0	88.6
*vs. LSU	30-for-51	445-2	58.8%	4-3-0	72.1

\*indicates start

PRONUNCIATION GUIDE

Omar AIGBEDION – eye-BED-ee-on	Cody MLADENKA – mhlA-DINK-uh
Leo ALMANZA Jr. – al-MAHN-zah	KAMAURYN Morgan – kah-MAHR-ee-in
TRAVION Barnes – TRAY-vee-on	Bo ONU – OH-new
Kyler BEATY – BAY-tee	Kobe PRENTICE – PREN-tiss
Caden BOENIG – BAY-nig	SAWYER Robertson – SAW-yur
Demetrius BRISBON – BRIZ-bin	Dylan SCHAUB – SHAWB
PLACIDE DJUNGU-SUNGU – pluH-SEED	Kaden SIERACKI – sir-ACK-ee
JOON-goo SOON-goo	Koltin SIERACKI – sir-ACK-ee
Daniel EDENI – eh-DEN-ee	Wyatt SWANER – SWAN-nur
Adonis FRILOUX – FREE-loo	SAMU TAUMANUPEPE – sah-MOO
Sidney FUGAR – FOO-gahr	tah-MAHN-oo-pep-aye
DK KALU – CAL-loo	Cade TESSIER – TESS-ee-ay
Matthew KLOPFENSTEIN – KLOF-fen-stine	Devonte TEZINO – TEZ-know
Drake KNOBLOCH – KNOB-lock	CALDRA Williford – cal-DRAY
Ryan LENGYEL – lin-GELL	EMAR’RION Winston – e-MAHR-ee-on
Tonga LOLOHEA – lo-lo-HAY-uh	KE’BREION Winston – KEY-bree-on
Alessandro LORENZETTI – lo-ren-ZETT-ee	Kris WOKOMAH – wuh-KOH-mah
Ronnie MAGEO – muh-GOW	

2024 National QBR Leaders

Rank	Player (School)	QBR Rating
1.	Cam Ward (Miami, Fla.)	88.0
2.	Dillon Gabriel (Oregon)	86.5
3.	Kurtis Rourke (Indiana)	85.7
4.	Jaxson Dart (Ole Miss)	84.7
5.	<b>Sawyer Robertson (Baylor)</b>	<b>83.7</b>
6.	Blake Horvath (Navy)	83.4 [139 pass attempts]
7.	Will Howard (Ohio State)	83.0
8.	Jalen Milroe (Alabama)	82.8
9.	Haynes King (Georgia Tech)	82.4
10.	Drew Allar (Penn State)	81.6

GRADUATES

- Baylor has 11 players on its roster who have already graduated, including Michael Allen, Josh Cameron, Placide Djungu-Sungu, Adonis Friloux, Tyler Kirkwood, Cooper Lanz, Ryan Lengyel, KJ Makins, Jackie Marshall, Kendrick Simpkins and Devin Turner.

BROTHERS IN ARMS

- Baylor has a pair of brothers on its 2025 roster, including defensive backs Caden and Cameren Jenkins, and offensive lineman Kaden and Koltin Sieracki.
- The Jenkins are reunited after Cameren started his career in the safety rotation at UNLV in 2023 and played in four games to preserve a redshirt in 2024. He joins his 2023 Freshman All-America brother, Caden, who starred at cornerback in 2023.
- The Sierackis are reunited after Kaden played the last three years for the Bears, redshirting in 2022 and earning a starting job in 2023 and serving as the sixth lineman in 2024. Koltin was a highly recruited prospect out of The Woodlands who redshirted the 2024 season and is poised to be a key member of the rotation in 2025.

BAYLOR IN OVERTIME GAMES

- Baylor is 7-11 in overtime all-time, including a 3-3 mark at home and 3-7 record away and 1-1 in neutral-site games.

Date	Opponent	Home/Away	Number of Overtimes	Final Score
Nov. 16, 1996	Missouri	Home	3	L, 49-42
Sept. 4, 1999	Boston College	Away	1	L, 30-29
Sept. 22, 2001	New Mexico	Home	1	W, 16-13
Oct. 30, 2004	Texas A&M	Home	1	W, 35-34
Oct. 1, 2005	Texas A&M	Away	2	L, 16-13
Oct. 22, 2005	Oklahoma	Away	2	L, 37-30
Sept. 23, 2006	Army	Home	1	L, 27-20
Oct. 7, 2006	Colorado	Away	3	W, 34-31
Nov. 12, 2011	Kansas	Away	1	W, 31-30
Nov. 24, 2012	Texas Tech	Neutral	1	W, 52-45
Nov. 27, 2015	TCU	Away	2	L, 28-21
Oct. 12, 2019	Texas Tech	Home	2	W, 33-30
Nov. 9, 2019	TCU	Away	3	W, 29-23
Dec. 7, 2019	Oklahoma	Neutral	1	L, 30-23
Oct. 3, 2020	West Virginia	Away	2	L, 27-21
Sept. 10, 2022	BYU	Away	2	L, 26-20
Nov. 4 2023	Houston	Home	1	L, 25-24
Sept. 21, 2024	Colorado	Away	1	L, 38-31



WHO IS AT CORNER?

- The Bears are facing a battle at the cornerback positions, as BU must replace Lorando “Snaxx” Johnson in coverage. Baylor returns starter Caden Jenkins, a 2023 freshman All-America selection, who is battling for a starting job in 2025.
- Other candidates to breakout at CB include redshirt sophomore LeVar Thornton, a lengthy freak at 6-foot-3, 182 pounds, redshirt senior Tevin Williams, who made three starts in 2024 and four in 2023 and has had a great camp and spring, and Ohio State transfer Calvin Simpson-Hunt, a 215-pound physical monster out of Waxahachie.
- The Bears also welcome back Reggie Bush as a valuable piece, and has added transfers in Caldra Williford (Tennessee Tech) and KJ Makins (Houston Christian).
- The CBs have a new position coach in Paul Gonzales, a longtime secondary coach at TCU, and a mind that regarded as one of the best defensive minds in the state of Texas.

PENDGRESS OUT FOR THE YEAR

- Baylor suffered a challenging injury in the preseason as junior running back Dawson Pendergrass was declared out for the year.
- A bruising 6-foot-2, 234-pound native of Alba, Texas, Pendergrass formed a dynamic duo with Bryson Washington last year, with the pair ranking as the only power-4 school with a 1,000-yard rusher and a 600-yard rusher in the regular season.
- Pendergrass rushed 121 times for 671 yards with six TDs as a sophomore, which followed a 79 rush, five TD, 338-yard season as a true freshman in 2023. He had a monster game vs. Oklahoma State, rushing just six times for 142 yards and a score.

HELMET STICKERS IN MEMORY, PRAYER

- Baylor is wearing three different helmet stickers over the course of the season, including two throughout the year. Below is a visual of each of the stickers and their meaning.



- Baylor is joining every college in the state of Texas in wearing this sticker to honor the victims of the tragic flood victims of Central and South Texas.



- Throughout the season, Baylor will wear the 95 “AP” sticker on its helmets to recognize the memory of redshirt freshman defensive lineman Alex Foster, 18, who passed away in May in Greenville, Miss.



- For its matchup with Arizona State, Baylor will wear a helmet sticker to honor the passing of BU Hall of Fame QB J.J. Joe, who spent two decades as the analyst for Baylor Football in the radio booth.

ELITE SPECIAL TEAMS, AGAIN

- For the last two years, Baylor has boasted one of the nation’s top-rated special teams units according to FEI Rankings on BCFTOys.com.
- The Bears ranked as the nation’s best special teams unit in 2023, before finishing No. 10 in 2024. Ranked No. 4 entering the bowl game, the Bears allowed a punt return for a touchdown that blemished the final tally and pushed BU to No. 10.
- Entering 2025, the Bears return the nation’s best punter, Palmer Williams, and the nation’s best punt returner, Josh Cameron. There is a battle for the placekicking and kickoff job between freshman Rhett Armstrong and redshirt freshman Connor Hawkins, and the long snapper battle will come down to Drake Knobloch and Dylan Schaub.
- FEI Special Teams Ratings (SFEI) are opponent-adjusted possession efficiency data representing the scoring advantage per non-garbage possession a team’s non-offensive and non-defensive units would expect to have on a neutral field against an average opponent.

2024 FEI Special Teams Rankings

Rank	Team	SFEI
1.	Kentucky	.15
2.	Florida	.15
3.	Florida State	.14
4.	Michigan	.14
5.	Vanderbilt	.14
6.	Iowa	.13
7.	Illinois	.12
8.	Louisville	.12
9.	Tennessee	.11
10.	Baylor	.11

2023 FEI Special Teams Rankings

Rank	Team	SFEI
1.	Baylor	.13
2.	Alabama	.13
3.	Texas	.13
4.	Notre Dame	.12
5.	Stanford	.10

LANZ MAN SHIFTS OUT

- A stalwart on the defensive line for the last three seasons has been Denton, Texas, native Cooper Lanz.
- A 6-foot-4, 286-pound grinder, Lanz has been forced to play out of position the last two years as the Bears have struggled to find a nose tackle to replace large-body man Siaki Ika, who starred at that spot in 2021 and 2022. Lanz, a former star at powerhouse Denton Guyer, has shifted to less of a nose tackle role in 2025, allowing his size to play better on the outside.
- Lanz has played in 34 games and made 13 starts entering 2025, and earned a single-digit jersey number in a voting of his teammates during training camp. He is poised to team with Jackie Marshall, Devonte Tezino and a cast of characters at NT to support the new-look defensive line.
- New NT options include 376 pound Sam Taumanupepe, a transfer from Texas A&M, Tulane transfer Adonis Friloux, at 346 pounds, and the Bears have seen a emergence of DK Kalu, at 6-foot-4, 309 pounds.

## D-BOB, CARL WILLIAMS LEADS SECONDARY

- The Bears enter the 2025 season with some questions to be answered about the secondary, including at the safety spot, after the graduation of long-time starter Devin Lemear and the spring season-ending injury to Northwestern All-B1G transfer Devin Turner. The leaders of this unit in 2025 are clearly a trio of veterans, including four-year starter Devyn Bobby, standout Carl Williams IV and second-year weapon Kendrick Simpkins.
- Bobby has played in 38 games with 25 starts entering 2025 and owns 169 career tackles with four interceptions. He broke out late in the year, including a two-interception game in a rout of previously red-hot Kansas and had a career-high 14 tackles vs. LSU in the Texas Bowl. Bobby was chosen to represent the program at Big 12 Media Days and has been a vocal and physical leader of the secondary.
- Williams has battled injuries the last two years but is a fixture on the field when healthy. He can play nearly anywhere in the secondary, seeing time at safety, STAR and cornerback.
- Simpkins was limited to five games, preserving a redshirt, in 2024 after transferring from Western Kentucky. A noted pass rusher who has been a weapon at STAR, Simpkins has had a great fall camp and is in position to impact the secondary in a variety of ways. He suffered a quad injury during the Colorado game in 2024 and returned for the bowl game vs. LSU.
- Returners that will see time include Jacob Redding, a former walk-on who has had a great 2024 and fall camp, former WR Micah Gifford, a special teams star who made the transition to safety during bowl practice last year, junior DJ Coleman, one of the best athletes on the team, who could play STAR or safety, redshirt freshman Kris Wokomah, and former four-star recruit and Oregon transfer Tyler Turner. The Bears also added Duke transfer Placide Djungu-Sungu, freshmen Bo Onu and former high school QB Demetrius Brisbon.

## B-WASH READY FOR ENCORE

- Baylor believes it returns the nation's best running back in sophomore Bryson Washington, who shattered the program record for freshman rushing yards in just 10.5 games in 2024.
- A native of Franklin, Texas, Washington toted it 175 times for 1,028 yards and 12 TDs, averaging 93.5 yards per game. This came despite missing the first two games of the year and going out after just five carries on the opening drive in the Texas Bowl vs. LSU.
- A physical six-foot, 216-pound tailback, Washington also caught 22 balls for 217 yards and one TD in 2024.
- Washington is on the preseason watch lists for the Doak Walker Award, the Earl Campbell Tyler Rose Award Watch List, and the Maxwell Award, given to the nation's top player. Washington is a preseason All-America selection by Athlon and is rated by Dave Campbell's Texas Football as the 11th-best player in the state.
- He had five games with 100+ yards, including four straight late in the year in 2024. He had 296 yards and four rushing TDs vs. TCU, 123 yards and three TDs at WVU, 113 yards at Houston and 192 yards and two scores in a beatdown of Kansas. He had two TDs and 116 yards on just 10 carries in a smashing of Texas Tech in Lubbock.

## NO BETTER LINEBACKER IN THE NATION

- There is no other linebacker in the nation the Bears would choose to anchor its defense than second-year starter Keaton Thomas.
- Thomas is absolutely the best linebacker in the country, owning an unstoppable motor and work ethic in his 6-foot-2, 229-pound frame. The clear leader of the team, who commands unyielding respect from his teammates, Thomas is a former walk-on safety at West Virginia, who then led the nation's JUCOs in tackles during one season at Northeast Mississippi CC, before starring the moment he arrived on campus in 2024.
- A native of Jacksonville, Fla., Thomas – despite playing with a hand cast for most of the year – totaled 114 tackles, seven for a loss with 2.5 sacks and an interception returned for a TD. He had four games with 10+ tackles and was named first-team All-Big 12 in a voting of the league's coaches.
- Last year, Thomas teamed with four-year starter Matt Jones at inside linebacker, and the duo combined for 229 tackles, with each earning all-conference first-team honors. With Jones off to the Las Vegas Raiders, Thomas takes over as the green dot as the defensive communicator and will break in a new ILB co-pilot. Among the candidates include Kyland Reed, who has had a breakout fall camp, 2024 C-USA Defensive Player of the Year Travion Barnes, who had 129 tackles at FIU last year, Fresno State transfer Phoenix Barnes, junior Jeremy Evans, and freshmen Kaleb Burns and Ke'Breion Winston.
- Thomas is a member of the Bednarik, Nagurski and Butkus preseason Watch Lists and is a preseason All-America selection by Athlon and Phil Steele.

## WHO IS BACKING UP SAWYER?

- While there is no question who is the starting QB entering 2025, the Bears have a competition going for who will emerge as the back-up to Sawyer Robertson.
- There is a three-way battle for this job, including Auburn transfer and former highly touted recruit Walker White, a 6-foot-4, 230-pound physical beast; gunslinger Nate Bennett, a 6-1, 184-pound elite arm talent who served as the backup to Robertson last year after Dequan Finn opted to redshirt; and true freshman Edward Griffin, a 6-2, 218-pound grinder out of Coppell High School.
- A native of Little Rock, Ark., White was a four-star recruit who ranked as No. 76 overall in the class by 247Sports, after leading Little Rock Academy to the 6A title game in 2023. He played in a win over ULM at Auburn in 2024 during a redshirt campaign, throwing for 18 yards and rushing for 18 yards.
- Bennett took over as the lead backup after Finn's decision, and played in three games with a 19-yard completion to extend of his action to preserve a redshirt. He came on in replace of Robertson in a third down vs. Oklahoma State and played off the bench in routs of Tarleton State and Kansas. He has been recognized as an elite arm talent with a confidence and fearlessness with the football.
- Griffin threw for 6,360 yards and 81 TDs – to just six interceptions – leading Coppell to a 12-1 record and a third-round playoff berth in 2024. He has been praised for his intense work ethic and drive to improve during the spring and summer.

## WHO STARS AT STAR?

- The Bears utilize the nickel back as the STAR in its defensive scheme under Coach Dave Aranda, allowing versatility in terms of pass coverage, rush defense and pass rush. In 2021, the Bears saw Jalen Pitre stand out at STAR in that versatile role, and the Bears have been trying to replace that elite performance since the Big 12 Championship season.
- In 2023, it was a combination of former LB Bryson Jackson and a safety, and in 2024, Carl Williams IV – when healthy – Kendrick Simpkins and DJ Coleman saw action in that role.
- Simpkins is a noted pass-rush specialist who has returned from injury to have a strong camp. Coleman is an elite athlete who started at STAR in the Texas Bowl vs. LSU, and Williams is a fixture on the field when available, who will play somewhere, whether at STAR, CB or Safety.
- New candidates for the role include true freshmen Bo Onu and Demetrius Brisbon.

## EARLY ENROLEES

- The Bears were boosted by having a large chunk of their transfer and freshmen class enroll early to participate in spring practice, including Walker White (Auburn), Devin Turner (Northwestern), Edward Griffin, Kobe Prentice (Alabama), Tyler Turner (Oregon), Leo Almanza Jr., Kole Wilson (Texas State), Jacorey Watson, Bo Onu, Caden Knighten, Calvin Simpson-Hunt (Ohio State), Phoenix Jackson (Fresno State), Emar'ion Winston (Oregon), Travion Barnes (FIU), Ke'Breion Winston, Matthew Fobbs-White (Tulane), Christopher Johnson, Drake Knobloch (Iowa State), Matthew Parker, Harrison Cluff, Joe Crocker (Louisville), Ashton Jones, Samu Taumanupepe (Texas A&M), Taz Williams Jr., Rhett Armstrong and Jackson Blackwell.

## FUTURE COACH MICHAEL ALLEN

- A key story of the 2024 season turnaround was the Bears' emergence from the idle week to trash Texas Tech in Lubbock, starting a six-game win streak that led to an 8-4 record in the regular season. A piece of that win in Lubbock came on Friday night before the game on Saturday, when walk-on safety Michael Allen addressed the team with a fiery speech that has been credited as a key ingredient towards the season turnaround.
- Allen is exactly what a coach wants out of a walk-on, a leader, hard worker who has great feel for the team. He has been welcomed into coaching meetings over the last two years and has served as a key defensive play call signaler on the sideline. On the field, Allen has carved out a special teams role that sees him as the primary up-man on kickoff returns.
- Allen is the nephew of former New Orleans Saints head coach and current Chicago Bears defensive coordinator Dennis Allen.

## DOSSETT DOES BOTH

- Redshirt freshman Mason Dossett is one of the top track & field athletes in the country, while also playing wide receiver. Dossett started his career as a true freshman safety while redshirting and during bowl practice, switched over to WR.
- During the spring, Dossett ran track, running the sixth-fastest time in program history in the 60-meter hurdles (7.82) to finish 10th at Big 12 Indoors. He rank a personal best of 13.79 in the 110m hurdles at Texas A&M to win silver and won his first gold at the Clyde Hart Classic in the 110-meter hurdles.

## LINEBACKER DEPTH

- Throughout the preseason, Coach Dave Aranda, who serves as the inside linebackers coach and defensive play caller, has spoken extensively about how excited he is to work with this group of inside linebackers.
- Headlined by preseason All-American Keaton Thomas, who will wear the green dot helmet in 2025, the Bears have a bevy of options behind and alongside the standout. Throughout fall camp, a story has been the emergence of sophomore Kyland Reed opposite of Thomas. Reed, a 6-foot-1, 218-pound athlete played in nine games as a true freshman, including seeing key snaps over the final five games of the year. He was a three-star prospect out of Mansfield Summit High school.
- The Bears also welcomed two huge additions out of the transfer portal, including FIU star Travion Barnes, the 2024 C-USA Defensive Player of the Year, and Fresno State's Phoenix Jackson, a dynamic athlete. Barnes totaled 129 tackles during a historic 2024 season for the Panthers and despite missing the spring due to injury, has had a good fall camp, showcasing an edge and toughness that fits alongside the infectious Thomas. Jackson shined during the spring and earned praise from Aranda that at times he was "unblockable" during the practice season.
- Baylor also welcomes back junior Jeremy Evans, a redshirt junior who has played meaningful snaps early in his career, and adds four-star linebacker Kaleb Burns and Lancaster High School standout Ke'Berion Winston.

## EDGE PRODUCTION

- In 2024, the Bears had a pair of standouts splitting time at the EDGE position, including 6-foot-7 cyborg Garmon Randolph and Texas Tech transfer Steve Linton. The duo had a strong season for the Bears but have both moved on, with Randolph in training camp with the Los Angeles Chargers.
- Baylor returns redshirt junior Kyler Jordan, who has been the definition of trustworthy and steady throughout his career, including earning a season-opening starting gig at EDGE last year. BU also has Corey Kelly back, a redshirt junior out of Houston's Cy Falls.
- Baylor was active in the portal at the OLB post, adding a trio of instant impact players, including Oregon's Emar'ion Winston, Tulane's Matthew Fobbs-White and UTEP's Jaylin Jones. Winston and Fobbs-White have shined in the fall camp, with Winston earning praise for his leadership. The Bears could line up more with two EDGE players on the field because of the depth presented by the three newcomers and the two returners who have valuable experience.

## KICKING BATTLE

- The Bears must replace senior Isaiah Hankins at the field goal post and kickoff specialist Jack Stone in 2025 and are engaged in a spirited battle for the position.
- Freshman Rhett Armstrong, a highly touted 6-foot-5 prospect with a big leg, and redshirt freshman Connor Hawkins, are leading the competition for the job. Hawkins won the starting job for the BYU game after the competition with Hankins was opened up following the Colorado game, and he went 5-for-5 in PATs and missed an end of half 50-yard field goal in his only attempt. He also booted two touchbacks in his two kickoff attempts. He starred at Austin's Liberty Hill as a prep.
- Armstrong was rated as the fifth-best kicker in the class out of Colorado and enrolled early in the spring to start the competition. A three-time all-state selection, he also starred at QB.
- In the season opener, Hawkins handled all field goal chances, with Armstrong kicking it off.

## WHO IS THE LONG SNAPPER?

- Three-year starting long-snapper Garrison Grimes graduated following the season and moved on to BYU, where he grew up as a high school athlete under his father, former BU offensive coordinator Jeff Grimes. With his departure, there has been a competition for the long snapper post amongst Iowa State transfer Drake Knobloch and redshirt sophomore Dylan Schaub.
- Schaub was called on to replace Grimes in 2023 after a season-ending injury and preformed well as a true freshman in the key role. Knobloch was a part-time long snapper for Iowa State early in his career.
- In the Auburn season opener, Schaub handled all long-snapping duties.

## OFFENSIVE LINE GUNNING FOR MOORE AWARD

- Baylor's offensive line returns as one of the best units in the nation following a season in 2024 that saw it rank as the sixth-best in the nation according to SportSourceAnalytics offensive line efficiency rating, a year after ranking No. 110.
- The Bears return five of their top six offensive linemen from the 2024 unit and must replace starting right tackle Campbell Barrington, with redshirt junior Kaden Sieracki, a part-time starter at that post over his first two years, having a leg up in the competition.
- Baylor returns starters in LT Sidney Fugar, LG Omar Aigbedion, C Coletton Price and RG Ryan Lengyel. Fugar is often referenced as a turning point for the offense, as his move to left tackle starter coincided with the mid-season run to a six-game winning streak.
- Behind the starting five, the Bears have a pair of true freshmen who have excelled in camp and spring, including Harrison Cluff and Matthew Parker, and Koltin Sieracki has also established himself as a great option at center and guard.

## OMAR RUNS HOT

- A theme throughout the year for the Baylor offensive line was the leadership of Montana State transfer guard Omar Aigbedion. The Katy, Texas, native stepped right into the left guard post and started all 13 games, earning second-team All-Big 12 honors from the Associated Press. He helped spark the offense to a No. 20 ranking in total offense and No. 19 in scoring offense, allowing the fourth-fewest TFLs and 36th fewest sacks in the nation.
- Aigbedion has been often described by his coaching staff as "running hot," meaning he can be an intense competitor who is not afraid of getting physical in the running and passing game. He is quick to lead his offensive line unit and has established a group that works well together.

## FUGAR TO LT CHANGES SEASON

- Sidney Fugar's placement at left tackle was a key component to the season turnaround, as the 6-foot-5, 343-pound transfer from South Carolina stepped right into solidify the offensive line under then first-year coach Mason Miller.
- Fugar, a native of Maryland, started the last eight games of the year, which featured a six-game win streak.
- Before Fugar's move, the Bears were averaging 29.4 points, 146.2 rushing yards and 222.6 passing yards – a total of 368.8 yards per game – with 12 sacks allowed through the first five games. After Fugar made the move, the Bears averaged 37.5 points, 199.1 rushing, 285.5 passing and 484.6 yards per game, allowing 11 sacks over the final eight games.

## THE PRICE IS RIGHT

- The Bears return a two-year starter at center in Bowie, Texas, native Coletton Price. The 6-foot-3, 318-pound physical force started all 13 games last year and the last six games of 2023.
- Price allowed only 10 pressures – including just one over the last four games – in 499 pass-block scenarios last year and helped pave the way for an offense that ranked No. 19 in scoring and passing efficiency and No. 20 in total offense, allowing the fourth-fewest TFLs in the nation.
- A feisty competitor, Price is a member of the Rimington Trophy Watch List, given to the nation's best center.

## MEAT IN THE MIDDLE

- Since the departure of wide-bodied Siaki Ika to the NFL, the Bears have been searching for some size at the nose tackle position. BU pushed Cooper Lanz, a technically sound and hard-nosed competitor at 286 pounds, into the nose tackle position as the Bears lacked size at that position.
- That has changed entering 2025 as Baylor has a trio of standouts competing for that spot and have shifted Lanz to more of an edge role. Texas A&M transfer Samu Taumanupepe – sitting at 6-foot-3, 376 pounds – and Tulane transfer Adonis Friloux, at 6-1, 346, are capable of eating up blocks in the middle. A story of camp has also been the emergence of redshirt sophomore DK Kalu, who at 6-4, 309, has been a fixture in the starting rotation in the middle.
- The Bears also welcome unusually strong true freshman Jackson Blackwell into the fold, and have seen other defensive linemen like Trent Thomas, Alessandro Lorenzetti, Ronnie Mageo and Tonga Lolohea fight for reps.

## WINNING THE TURNOVER BATTLE

- Baylor has forced more turnovers than it has allowed in 62 games under head coach Dave Aranda.
- BU has 100 takeaways (65 INTs, 34 FR) and 71 giveaways (44 INTs, 28 FL) in 61 games under Aranda.
- Baylor has scored 16 non-offensive touchdowns in 62 games under Aranda – six kickoff returns (Bell, Reese x 2, Ebner x 3), six interception returns (Pitre x 2, Thomas, McCarty, Walcott, Woods), one punt return (Holmes) and four fumble returns (Vaughns, Jenkins, Hall, Woods).

## MCCLANE STADIUM ENHANCEMENTS

- Baylor has enhanced the nation's best game stadium, McLane Stadium, in the offseason of 2024, completing an eight-figure project, including installation of upgraded and additional videoboards, the construction of new production control rooms, and the addition of a premium hospitality structure.
- The LED ribbon board displays and the main videoboard display, which were original to McLane Stadium since its construction in 2014, have been upgraded to enhance both functionality and the visual elements of the fan experience. A high-quality video display is being added to the back of the main videoboard structure to add revenue opportunities and enhance the South Plaza experience on game days.
- The south end zone of McLane will become even more of a focal point during games, as a premium hospitality clubhouse will be added beneath the video board, providing a one-of-a-kind experience along with a Berm-view of the action.
- The construction of new production control rooms on the east side of the stadium will allow Baylor to produce multiple broadcasts at one time and fully centralize operations.

## PERSON > PLAYER

- A hallmark of Coach Dave Aranda's philosophy in building a program is placing an importance on understanding that the person is more important than the player. This mantra is executed in everything the program touches on a daily basis. Throughout the football building, signage adorns the walls that emphasize, "better people make better players" and that Baylor will "win with character".
- Aranda preaches that players focus on today and be authentically themselves in an effort to be comfortable and confident in their roles.

## FUDGE CENTER

- On Monday, Aug. 19, 2024, after a weekend move, the Baylor football program officially opened the Fudge Family Development Center, a sparkling new \$89.6 million dollar facility that houses all things Baylor football.
- On the strength of a \$15 million dollar gift from the Fudge Family, Baylor has built one of the best football development centers in the nation, housing state-of-the-art locker rooms, team meeting spaces, walk-thru rooms, coaching offices, athletic medicine and strength & conditioning spaces. In addition, the facility added 20 yards and revamped the Allison Indoor Facility.

## RANKED IN 10 OF LAST 14 SEASONS

- Baylor enters the 2025 season receiving votes in both the AP and USA TODAY Coaches Poll.
- Baylor has been ranked in the AP Top 25 in 10 of 14 seasons since 2010, after going 17 years between national rankings (1993-2010). BU has been ranked in 23 of 25 spots since 2013 (exceptions No. 1 and No. 23).
- Baylor was ranked or receiving votes in 10 of 16 polls in 2022, was receiving votes in the 2023 preseason poll and earned a pair of votes in the Dec. 8, 2024 poll.

## FOURTH-MOST WINS IN TEXAS IN LAST 10+ YEARS

- Through championship week of the 2024 season, Baylor has won 105 games since 2011, fourth-most among the state of Texas' 12 FBS teams during that time.
- BU's 105 wins in the last 10+ years are shy of Texas A&M (112), TCU (108), Texas (107), tied with Houston (105), and ahead of SMU (91), UTSA (84), Texas Tech (85), North Texas (75), Rice (64), Texas State (54) and UTEP (47).

## FEMALE LEADERSHIP IN PROGRAM

- Baylor is one of just three power-4 conference schools in the country with a lead female sport program administrator and a female director of operations, with Deputy AD Jovan Overshown leading the program and Landrie Walsh serving as Director of Football Operations.
- Only Kansas State, Maryland and Baylor qualify in this category, with Kacey Harper serving as the DFO for the Wildcats and Jill Shields as the SPA, and Colleen Sorem (SPA) and Annie Peppard (DFO) in those roles in Maryland.
- There are 11 female DFOs in college football and just six in power-4 conferences, including four in the Big 12.

## NICK FLORENCE HEADS TO THE BOOTH

- Former Baylor quarterback Nick Florence will join the Baylor Sports Media Network for the 2025 season as the color analyst for BU football games, joining the legendary Voice of the Bears, John Morris, and veteran sideline commentator Ricky Thompson on the call throughout the season, it was announced by Playfly Sports.
- Florence steps into the role after the loss of longtime Baylor color analyst J.J. Joe, who completed his 21st season in the booth with Morris calling BU games. A Baylor Athletics Hall of Fame inductee in 2006, Joe passed away on Feb. 25 at the age of 54.
- Baylor will honor Joe with a helmet sticker during its matchup with No. 11/11 Arizona State on Sept. 20.
- Florence, a native of Garland, Texas, had a decorated career for the Bears from 2009-12, while helping spur a resurgence in the program that led to a 2012 win over No. 17 UCLA in the Holiday Bowl in San Diego. Florence, who started the 2010 and 2012 seasons, and had a memorable relief appearance in the 2011 matchup with Texas Tech in Arlington in relief of starter Robert Griffin III, earned All-America honorable mention accolades in 2012.
- Florence was a 2012 first-team Academic All-America selection and the 2012 Big 12 Scholar-Athlete of the year, who shattered the single-season record for passing yards (4,309) and led the Big 12 and ranked second nationally in total offense (375.2 yards per game). He finished his career ranked second in seven passing categories, including career passing yards (6,301) and touchdowns (41).

## THIRD OLDEST NON-KICKER IN COLLEGE FOOTBALL

- Baylor junior defensive lineman David Marshall is the third-oldest non-kicker in college football. Marshall joined the roster prior to the 2023 season after a junior college season at Navarro College. He previously served in the military.
- Only Arkansas WR Monte Harrison (30) and Kansas LB Alex Raich (27) are older than Marshall in college football.

## BEARS LAUNCH BAYLOR+

- Baylor Athletics has launched Baylor+, the official content platform for the Bears. It will offer fans an insider's look into the experiences of student-athletes and coaches as well as the compelling stories that shape Baylor Athletics. Baylor+ will feature exciting coverage of the current teams in Waco, while celebrating beloved Bears' Legends and pivotal moments from the past.
- Through an exciting new partnership with Sport & Story, the leading provider of creative storytelling content in college athletics, Baylor+ is unlike anything Baylor fans have experienced before. The platform will be the home for an extensive range of original content covering all of Baylor's sports programs, with behind-the-scenes access, captivating interviews, never-before-seen archival material and historical documentary films, as well as news and information.



## ABOUT BAYLOR

- Baylor is situated on a 1,000-acre campus located on the Brazos River in Waco, Texas, and was chartered in 1845 by the Republic of Texas through the efforts of Baptist pioneers. It is the oldest continually operating university in Texas. Baylor is a R1 Institution according to the Carnegie Classification of Institutions of Higher Education
- BU sponsors 19 varsity sports as members of the Big 12 Conference and boasts the 2021 Men's Basketball National Champions, the 2005, 2012 and 2019 Women's Basketball National Champions and the 2004 Men's Tennis National Champions, in addition to 88 Big 12 Conference Championships in the league's 26-year history.

## ONE STANDARD. ONE ACCORD.

- Baylor unveiled a mission statement under Vice President and Director of Intercollegiate Athletics Mack Rhoades in the fall of 2018, "One Standard. One Accord," which is centered on the distinct purpose of Preparing Champions for Life through academic achievement, athletic success, spiritual growth and character formation.

## FOOTBALL HISTORY

- The Bears are entering their 124th season of football in 2025. The Bears have fielded a varsity team every year since 1899, save the 1906, 1943 and 1944 seasons.
- BU has won nine conference titles, including in 2021, with three Big 12 Championships and six Southwest Conference Championships.
- Baylor's first season came in 1899-1900, a 5-1 record under Coach R.H. Hamilton that included two wins over Toby's Business.

LAST MEETING

23/19 BAYLOR 40, SMU 13

MCLANE STADIUM • WACO, TEXAS

SEPT. 10, 2016 • ATTENDANCE: 44,849

Seth Russell threw for 261 yards and two touchdowns and added another on the ground, and No. 23 Baylor recovered from a slow start for a 40-13 win over SMU at McLane Stadium.

Russell and the Bears (2-0) struggled offensively in the first half and had to settle for a 6-6 tie at intermission, but they broke through with a 20-point third quarter to all but clinch their 13th straight victory over their former Southwest Conference foe.

Baylor missed on several deep shots in the first half, but **Blake Lynch** capped its opening march after halftime by breaking free in the right seam for a 31-yard touchdown reception from Russell, who added a 19-yard scoring burst on a scramble on the Bears’ next possession. Russell finished 26-for-47 and was intercepted twice.

Orion Stewart intercepted two passes for Baylor – one of which came in the end zone and stopped a promising SMU threat, the other of which he returned 33 yards for a touchdown to push Baylor’s lead to 26-6.

POSTGAME NOTES

- Baylor intercepted 3 passes in a game for the first time since a 41-38 win at TCU on Nov. 30, 2013.
- Baylor was held scoreless in the 1st quarter for just the 2nd time in its last 31 games -- the only other time in that span was Dec. 5, 2015 vs. Texas.
- Baylor had a 19-play drive in the 2nd quarter that tied its most plays in a single drive since a 21-play TD drive at Oklahoma State on Oct. 29, 2011. BU also had 19-play drives at Oklahoma on Nov. 10, 2012 and vs. Oklahoma State on Nov. 22, 2014.
- Baylor forced 4 turnovers, improving to 24-1 since 2008 when forcing 3+ turnovers.
- WR KD Cannon (93 receiving yards) became the 9th player in program history to reach 2,000 career receiving yards (2,037).
- Cannon had a career-high 10 receptions, giving him 123 career receptions, which moved him into 14th on Baylor’s career receptions list, passing David Gettis (116) and Brandon Whitaker (120).

SCORING SUMMARY

SMU	6	0	7	0	--	13
BAYLOR	0	6	20	14	--	40

1st	09:12	SMU	WILLIAMS, Josh 24 yd field goal
	03:39	SMU	WILLIAMS, Josh 26 yd field goal
2nd	13:51	BU	Callahan,Chris 35 yd field goal
	01:15	BU	Callahan,Chris 38 yd field goal
3rd	12:02	BU	Lynch,Blake 31 yd pass from Russell,Seth (Callahan,Chris kick)
	05:43	BU	Russell,Seth 19 yd run (Callahan,Chris kick)
	04:55	BU	Stewart,Orion 33 yd interception return (Callahan,Chris kick failed)
	02:40	SMU	SUTTON, C. 20 yd pass from HICKS, Ben (WILLIAMS, Josh kick)
4th	13:45	BU	Cannon,KD 32 yd pass from Russell,Seth (Callahan,Chris kick)
	04:16	BU	Hasty,JaMycal 4 yd run (Callahan,Chris kick)

STATISTICS

TEAM STATS	SMU	BU
FIRST DOWNS	21	29
RUSHES-YARDS (NET)	38-176	55-275
PASSING YDS (NET)	229	261
Passes Att-Comp-Int	44-17-3	48-26-2
TOTAL OFFENSE PLAYS-YARDS	82-405	103-536
Fumble Returns-Yards	0-0	0-0
Punt Returns-Yards	2-4	3-8
Kickoff Returns-Yards	5-77	4-86
Interception Returns-Yards	2-54	3-95
Punts (Number-Avg)	9-35.8	5-48.4
Fumbles-Lost	2-1	4-1
Penalties-Yards	4-40	14-101
Possession Time	27:42	32:18
Third-Down Conversions	5 of 17	8 of 22
Fourth-Down Conversions	0 of 0	4 of 5
Red-Zone Scores-Chances	3-5	3-5
Sacks By: Number-Yards	0-0	1-2

INDIVIDUAL STATISTICS

**RUSHING:** SMU-WEST, Braeden 15-89; FREEMAN, Ke'Mon 19-81; HICKS, Ben 3-7; TEAM 1-minus 1. Baylor-Williams, T. 19-81; Hasty, JaMycal 7-64; Linwood, Shock 18-59; Russell, Seth 7-43; Schrepfer, Wyatt 3-32; Hawthorne, Lynx 1-minus 4.

**PASSING:** SMU-HICKS, Ben 17-44-3-229. Baylor-Russell, Seth 26-47-2-261; Smith, Zach 0-1-0-0.

**RECEIVING:** SMU-PROCHE, James 7-84; SUTTON, C. 6-112; KAUFMAN, M. 2-16; WEST, Braeden 1-13; CASTILLE, X. 1-4. Baylor-Cannon, KD 10-93; Lynch, Blake 6-95; Hawthorne, Lynx 3-19; Mims, Denzel 3-14; Platt, Chris 2-14; Stricklin, Pooh 1-22; Linwood, Shock 1-4.

**INTERCEPTIONS:** SMU-WYATT, Jordan 1-28; MILLINES, D. 1-26. Baylor-Stewart, Orion 2-33; Hall, Davion 1-62.

**FUMBLES:** SMU-HICKS, Braeden 1-0; FREEMAN, Ke'Mon 1-1. Baylor-Williams, T. 1-0; Lynch, Blake 1-1; Russell, Seth 1-0; Nicholson, Tony 1-0. **SACKS (UA-A):** SMU-None. Baylor-Edwards, Aiaivon 0-1; Jacobs, Jamie 0-1.

**TACKLES (UA-A):** SMU-MILLINES, D. 8-2; MITCHELL, Kyran 8-0; WYATT, Jordan 7-1; ONU, Mikial 4-3; RHONE, Anthony 6-0; JOHNSON, Kevin 5-0; RICHARDSON, H. 5-0; CARLISLE, Blake 4-0; BADEJO, Michael 3-1; CARROLL, Carlos 3-1; GREEN, Deon 2-2; WILLIAMS, J. 2-2; GARY, Demerick 3-0; GENTRY, Mason 2-1; DAVIS, C. 2-1; CLEMONS, Rodney 2-0; LAWLER, Justin 2-0; MINOR, Zelt 0-2; HORTON, Nick 1-0; COX, RC 1-0; PRUITT, Jarvis 1-0; WEST, Braeden 1-0; WARD, Jordan 1-0; MITCHELL, J. 0-1; SCOTT, Michael\* 0-1. Baylor-Levels, Patrick 7-5; Hall, Davion 7-1; Stewart, Orion 5-3; Davis, Raquan 2-6; Edwards, Aiaivon 3-3; Lewis, Ira 2-4; Smith, K.J. 2-1; Roberts, Greg 2-1; Houston, Jameson 2-0; Johnston, Clay 2-0; Jones Jr., Lenoy 2-0; Young, Taylor 1-1; Ogor, Eric 1-1; Hunt, Tyrone 1-1; Miller, Chris 1-0; Reid, Ryan 1-0; Thrift, Tanner 1-0; Moore, Kaleb 1-0; Wright, Tion 1-0; Williams, T. 1-0; Jacobs, Jamie 0-1.

LAST MEETING IN DALLAS

4/4 BAYLOR 56, SMU 21

FORD STADIUM • DALLAS, TEXAS

SEPT. 4, 2015 • ATTENDANCE: 32,047

Seth Russell threw for 376 yards and five touchdowns and also ran for a score to help fourth-ranked Baylor open the season with a 56-21 victory at SMU.

The two-time defending Big 12 champion Bears finally got to start fresh after the long, long offseason that followed their playoff snub last season.

SMU played its first game for new coach Chad Morris, Clemson’s offensive coordinator the past four seasons. The Mustangs, who scored only 12 total points in their first four games last season, including a 45-0 loss at Baylor, had 21 points in the first 21 minutes.

Jay Lee had three TD catches for the Bears, who had 723 total yards.

SMU QB Matt Davis had 166 yards passing and 115 rushing. But he was sacked on the final play of the first half with SMU at the 3 and down only 28-21.

POSTGAME NOTES

- Baylor set a school record for yards per play with 10.48.
- Baylor tied a school record with 6 TD passes in a game -- that was accomplished 3 times previously; 2007 vs. Rice, 2011 vs. TCU and 2014 vs. TCU.
- Baylor’s 423 passing yards were the 3rd-most in a road game in program history and tied the 16th-most in any game in program history.
- Baylor held SMU scoreless for the final 39:03 of the game after allowing 21 points in the first 20:57 of game time -- BU closed the game on a 28-0 run.
- QB Seth Russell accounted for a school-record-tying 6 touchdowns. He previously tied the record in 2014 against Northwestern State, and he joined four other BU players with 6 TDs responsible for in a game.
- WR Jay Lee tied a school record with 3 TD receptions (7, 22, 41 yards), giving him 10 career TD catches and his 2nd career multi-TD game (2 at Buffalo, 2014).

SCORING SUMMARY

BAYLOR	28	0	14	14	--	56
SMU	14	7	0	0	--	21

1st	14:10	BU	Chafin, Devin 3 yd run (Callahan, Chris kick)
	13:53	SMU	SUTTON, C. 46 yd pass from DAVIS, Matt (HEDLUND, C. kick)
	13:01	BU	Russell, Seth 4 yd run (Callahan, Chris kick)
	07:02	SMU	Jones, Xavier 4 yd run (HEDLUND, Chad kick)
	03:46	BU	Lee, Jay 7 yd pass from Russell, Seth (Callahan, Chris kick)
	00:30	BU	Cannon, KD 36 yd pass from Russell, Seth (Callahan, Chris kick)
2nd	09:03	SMU	SUTTON, C. 31 yd pass from DAVIS, Matt (HEDLUND, C. kick)
3rd	04:13	BU	Lee, Jay 22 yd pass from Russell, Seth (Callahan, Chris kick)
	00:27	BU	Lee, Jay 41 yd pass from Russell, Seth (Callahan, Chris kick)
4th	13:20	BU	Coleman, Corey 57 yd pass from Russell, Seth (Callahan, C. kick)
	08:09	BU	Platt, Chris 42 yd pass from Stidham, Jarrett (Callahan, Chris kick)

STATISTICS

TEAM STATS	BU	SMU
FIRST DOWNS	27	22
RUSHES-YARDS (NET)	37-300	54-203
PASSING YDS (NET)	423	166
Passes Att-Comp-Int	32-17-1	24-16-2
TOTAL OFFENSE PLAYS-YARDS	69-723	78-369
Fumble Returns-Yards	0-0	0-0
Punt Returns-Yards	1-5	0-0
Kickoff Returns-Yards	1-24	6-144
Interception Returns-Yards	2-37	1-32
Punts (Number-Avg)	2-48.0	6-41.2
Fumbles-Lost	1-0	1-0
Penalties-Yards	13-105	5-40
Possession Time	22:08	37:52
Third-Down Conversions	4 of 10	7 of 15
Fourth-Down Conversions	2 of 3	1 of 2
Red-Zone Scores-Chances	3-4	1-2
Sacks By: Number-Yards	3-9	1-6

INDIVIDUAL STATISTICS

**RUSHING:** Baylor-Linwood, Shock 8-75; Williams, T. 8-73; Chafin, Devin 12-71; Russell, Seth 6-59; Jefferson, J. 2-28; Stidham, Jarrett 1-minus 6. SMU-DAVIS, Matt 24-115; Jones, Xavier 13-38; LINE, Prescott 9-24; WEST, Braeden 6-17; COLBERT JR., D. 2-9.

**PASSING:** Baylor-Russell, Seth 15-30-1-376; Stidham, Jarrett 2-2-0-47. SMU-DAVIS, Matt 16-23-2-166; COLBERT JR., D. 0-1-0-0.

**RECEIVING:** Baylor-Coleman, Corey 5-178; Cannon, KD 3-104; Lee, Jay 3-70; Platt, Chris 2-46; Hall, Davion 1-9; Hawthorne, Lynx 1-6; Zamora, Ishmael 1-5; Chafin, Devin 1-5. SMU-JONES, Xavier 4-38; SUTTON, C. 3-82; CASTILLE, X. 3-11; JOSEPH, Darius 1-13; LINE, Prescott 1-11; MALONE, Ryheem 1-6; KAUFMAN, M. 1-5; THOMAS, Kevin 1-1; JOHNSON, Kevin 1-minus 1.

**INTERCEPTIONS:** Baylor-Wright, Tion 1-28; Sells, Taion 1-9. SMU-RICHARDSON, D. 1-32.

**FUMBLES:** Baylor-Russell, Seth 1-0. SMU-DAVIS, Matt 1-0.

**SACKS (UA-A):** Baylor-Palmer, Jamal 1-0; Campbell, Grant 1-0; Levels, Patrick 1-0. SMU-PRUITT, Jarvis 1-0.

**TACKLES (UA-A):** Baylor-Campbell, Grant 8-3; Palmer, Jamal 6-3; Blanchard, T. 6-2; Sells, Taion 5-3; Howard, Xavier 6-1; Edwards, Aiaivon 2-4; Billings, Andrew 3-0; Burt, Terrell 3-0; Waz, Chance 2-1; Davis, Raquan 1-2; Pullom, Alfred 2-0; Smith, K.J. 2-0; Young, Taylor 2-0; Levels, Patrick 2-0; Reid, Ryan 1-1; Bonds, Byron 1-1; Blackshear, Beau 1-1; Cannon, KD 1-0; Wright, Tion 1-0; Hall, Davion 1-0; Jaynes, Tyler 0-1; Jacobs, Jamie 0-1. SMU-RICHARDSON, H. 7-0; RICHARDSON, D. 5-2; MONTGOMERY, J. 3-1; WYATT, Jordan 2-2; RHONE, Anthony 2-2; YENGA, Jonathan 1-3; PRUITT, Jarvis 3-0; SEALS, Robert 2-1; JOHNSON, David 1-2; WOOD, Zach 1-2; RANDOLPH, S. 2-0; MITCHELL, Kyran 2-0; MITCHELL, J. 1-1; LAWLER, Justin 1-1; CASTLE, Troy 1-0; MALONE, Ryheem 1-0; GREEN, Deon 1-0; COX, RC 1-0; WEST, Braeden 1-0; MONTES, Ajee 0-1.

RECORDS UPDATE

PUNTING

YARDS PER PUNT

CAREER LEADERS MINIMUM 100 PUNTS				
PLAYER	SEASONS	P	YDS	AVG
1. Daniel Sepulveda	2003-06	277	12,531	45.24
2. Spencer Roth	2011-14	164	7,170	43.72
3. Buzzy Sawyer	1983-85	170	7,385	43.44
4. Derek Epperson	2007-10	224	9,572	42.75
5. Kyle Atteberry	1997-99	221	9,404	42.55
6. Luke Prestridge	1976-78	180	7,602	42.23
7. Drew Galitz	2015-18	166	6,987	42.09
8. Adam Stiles	2000-01	151	6,336	41.96
9. Issac Power	2018-22	216	9,000	41.67
10. Pete Rutter	1986-89	191	7,929	41.51
11. Ed Marsh	1968-70	206	8,551	41.51
- Palmer Williams	2023-24	82	3,791	46.24

50-PLUS-YARD PUNTS

CAREER LEADERS SINCE 1964			
PLAYER	SEASONS	P	50+
1. Daniel Sepulveda	2003-06	277	94
2. Derek Epperson	2007-10	224	49
3. Ron Stowe	1979-82	252	47
4. Kyle Atteberry	1997-99	221	46
5. Issac Power	2018-22	216	43
6. Spencer Roth	2011-14	164	41
7. Pete Rutter	1986-89	191	39
8. Ed Marsh	1968-70	206	38
Buzzy Sawyer	1983-85	170	38
10. Adam Stiles	2000-01	151	33
Drew Galitz	2015-18	166	33
- Palmer Williams	2023-24	82	28

60-PLUS-YARD PUNTS

CAREER LEADERS SINCE 1964				
PLAYER	SEASON	P	60+	
1. Daniel Sepulveda	2003-06	277	21	
2. Kyle Atteberry	1997-99	221	10	
3. Spencer Roth	2011-14	164	9	
4. Ron Stowe	1979-82	252	8	
Ty Atteberry	1993-96	165	8	
6. Buzzy Sawyer	1983-85	170	7	
Drew Galitz	2015-18	166	7	
8. Derek Epperson	2007-10	224	6	
Issac Power	2018-22	216	6	
- Palmer Williams	2023-24	82	5	

RUSHING

RUSHING YARDS  
CAREER LEADERS

PLAYER	SEASONS	ATT	AVG	YDS
1. Shock Linwood	2013-16	713	5.91	4,213
2. Walter Abercrombie	1978-81	732	5.01	3,665
3. Jerod Douglas	1994-97	522	5.39	2,811
4. Jay Finley	2007-10	478	5.56	2,660
5. Alfred Anderson	1980-83	554	4.38	2,424
6. Robert Griffin III	2008-11	528	4.27	2,254
7. Darrell Bush	1997-00	503	4.47	2,249
8. Dennis Gentry	1977, '79-81	414	5.39	2,231
9. Lache Seastrunk	2012-13	289	7.57	2,189
10. David Mims	1989-92	364	5.66	2,060
11. Terrance Ganaway	2009-11	364	5.61	2,042
12. JaMycal Hasty	2016-19	386	5.18	1,998
13. Eldwin Raphael	1987-90	435	4.42	1,921
14. Terence Williams	2015-17	346	5.37	1,859
15. Robert Strait	1990-93	428	4.34	1,856
16. John Lovett	2017-20	355	5.08	1,803
17. Rashad Armstrong	2002-03	417	4.13	1,721
18. Paul Mosley	2003-06	408	4.21	1,718
19. Larry Hickman	1956-58	388	4.41	1,713
20. Trestan Ebner	2017-21	343	4.93	1,690
21. Glasco Martin	2010-13	348	4.85	1,687
22. Abram Smith	2018-21	269	6.20	1,667
23. Pinkie Palmer	1966-68	444	3.50	1,554
24. Cleveland Franklin	1973-76	303	5.08	1,538
25. Jerry Coody	1951-53	345	4.45	1,536
26. Johnny Jefferson	2014-15	236	6.46	1,524
27. Brandell Jackson	1992-94	290	5.11	1,482
28. Pat McNeil	1973-75	277	5.28	1,462
29. Steve Beaird	1973-74	335	4.33	1,449
30. L.G. Dupre	1952-54	311	4.58	1,423
31. John Henry	1990-93	285	4.82	1,375
32. Ronnie Bull	1959-61	295	4.59	1,354
33. Del Shofner	1954-56	220	6.12	1,346
34. Gary Lacy	1972-73	314	4.25	1,335
35. Jarred Salubi	2009-12	250	5.23	1,308
36. Richard Reese	2022-23	264	4.84	1,278
37. Devin Chafin	2013-15	222	5.68	1,261
38. Bradford Lewis	1991-94	324	3.80	1,230
39. Mathew Williams	1970-71	339	3.48	1,180
40. Bryson Washington	2023-Pres.	199	5.66	1,127
41. Gary Blair	1976-77	292	4.01	1,170
42. Brandon Whitaker	2003-07	275	4.25	1,169
43. Charlie Brewer	2017-20	452	2.29	1,039
44. Allen Rice	1982-83	238	4.25	1,011

100-YARD GAMES

CAREER LEADERS				
PLAYER	SEASONS	ATT	YDS	100
1. Walter Abercrombie	1978-81	732	3,665	19
2. Shock Linwood	2013-16	713	4,213	16
3. Lache Seastrunk	2012-13	289	2,189	12
4. Jerod Douglas	1994-97	522	2,811	10
5. Abram Smith	2018-21	269	1,667	9
6. Jay Finley	2007-10	478	2,660	8
7. Alfred Anderson	1980-83	554	2,424	7
Robert Griffin III	2008-11	528	2,254	7
9. Bryson Washington	2023-Pres.	199	1,127	6
Terence Williams	2015-17	346	1,859	6
Rashad Armstrong	2002-03	417	1,721	6
Steve Beaird	1973-74	335	1,445	6
Darrell Bush	1997-2000	503	2,249	6
Dennis Gentry	1977, '79-81	414	2,231	6
Eldwin Raphael	1987-90	435	1,921	6
Terrance Ganaway	2009-11	364	2,042	6

YARDS PER GAME  
CAREER LEADERS

PLAYER	SEASONS	G	YDS	YPG
1. Walter Abercrombie	1978-81	39	3,665	94.00
2. Lache Seastrunk	2012-13	24	2,189	91.21
3. Shock Linwood	2013-16	48	4,213	87.77
4. Jerod Douglas	1994-97	37	2,811	75.97
5. Bryson Washington	2023-Pres.	15	1,127	75.13
6. Steve Beaird	1973-74	20	1,449	72.45
7. Rashad Armstrong	2002-03	24	1,721	71.71
8. Johnny Jefferson	2014-15	22	1,524	69.27
9. Terence Williams	2015-17	29	1,859	64.10
10. Gary Lacy	1972-73	22	1,335	60.68

PASSING

YARDS

CAREER LEADERS

PLAYER	SEASONS	ATT	CMP	PCT	YDS
1. Robert Griffin III	2008-11	1,192	800	.671	10,366
2. Charlie Brewer	2017-20	1,304	828	.635	9,700
3. Bryce Petty	2011-14	845	530	.627	8,195
4. Nick Florence	2009-12	754	466	.618	6,301
5. J.J. Joe	1990-93	665	347	.522	5,995
6. Shawn Bell	2003-06	914	559	.612	5,666
7. Blake Shapen	2021-23	479	752	.637	5,574
8. Jeff Watson	1994-97	802	425	.530	5,531
9. Seth Russell	2013-16	606	345	.569	5,461
10. Cody Carlson	1983-86	705	366	.519	5,411
11. Brad Goebel	1987-90	730	375	.514	5,026
12. Sawyer Robertson	2023-Pres.	533	322	.604	4,354
13. Neal Jeffrey	1972-74	603	321	.532	4,341
14. Blake Szymanski	2006-09	678	387	.571	4,166
15. Terry Southall	1964-66	629	328	.521	4,100
16. Jermaine Alfred	1995-99	644	322	.500	3,968
17. Aaron Karas	2001-04	543	321	.591	3,799
18. Don Trull	1961-63	537	299	.557	3,784
19. Tom Muecke	1982-85	487	240	.493	3,688
20. Zach Smith	2016-17	397	221	.557	2,997
21. Jay Jeffrey	1980-81	360	183	.508	2,739

PASSING EFFICIENCY

CAREER LEADERS MINIMUM 300 ATTEMPTS

PLAYER	SEASONS	CMP	ATT	PCT	YDS	TD	INT	RATING
1. Bryce Petty	2011-14	530	845	.627	8,195	62	10	166.03
2. Seth Russell	2013-16	345	606	.569	5,461	60	18	159.40
3. Robert Griffin III	2008-11	800	1,192	.671	10,366	78	17	158.90
4. Sawyer Robertson	2023-Pres.	322	533	.604	4,354	33	12	145.00
5. Nick Florence	2009-12	466	754	.618	6,301	41	22	144.11
6. Gerry Bohanon	2018-21	191	313	.610	2,399	20	7	142.02
7. Blake Shapen	2021-23	479	752	.637	5,574	36	13	138.30
8. Charlie Brewer	2017-20	828	1,304	.635	9,700	65	28	138.14
9. J.J. Joe	1990-93	347	665	.522	5,995	31	28	134.87
10. Shawn Bell	2003-06	559	914	.612	5,666	38	17	123.23
11. Adrian Burk	1948-49	172	312	.551	2,024	20	13	122.44
12. Cody Carlson	1983-86	366	705	.519	5,411	32	34	121.72
13. Tom Muecke	1982-85	240	487	.493	3,688	29	27	121.46

**NOTE:** Passing Efficiency is determined by the following formula — completion percentage plus (yards per attempt times 8.4) plus (percentage of attempts for touchdown times 3.3) minus (percentage of attempts intercepted times two).

YARDS PER ATTEMPT

CAREER LEADERS MINIMUM 200 ATTEMPTS

PLAYER	SEASONS	ATT	YDS	YPA
1. Bryce Petty	2011-14	845	8,195	9.698
2. J.J. Joe	1990-93	665	5,995	9.015
3. Seth Russell	2013-16	606	5,461	9.000
4. Robert Griffin III	2008-11	1,192	10,366	8.696
5. Nick Florence	2009-12	754	6,301	8.357
6. Sawyer Robertson	2023-Pres.	533	4,377	8.212
7. Cody Carlson	1983-86	705	5,411	7.675
8. Gerry Bohanon	2018-21	313	2,399	7.665
9. Jay Jeffrey	1980-81	360	2,739	7.608
10. Tom Muecke	1982-85	487	3,688	7.573
11. Zach Smith	2016-17	397	2,997	7.549
12. Charlie Brewer	2017-20	1,304	9,700	7.439
13. Blake Shapen	2021-23	752	5,574	7.120

COMPLETION PERCENTAGE

CAREER LEADERS MINIMUM 250 ATTEMPTS

PLAYER	SEASONS	ATT	CMP	PCT
1. Robert Griffin III	2008-11	1,192	800	.671
2. Blake Shapen	2021-23	752	479	.637
3. Charlie Brewer	2017-20	1,304	828	.635
4. Bryce Petty	2011-14	845	530	.627
5. Nick Florence	2009-12	754	466	.618
6. Shawn Bell	2003-06	914	559	.612
7. Gerry Bohanon	2018-21	313	191	.610
8. Sawyer Robertson	2023-24	533	322	.604
9. Aaron Karas	2001-04	543	321	.591
10. Blake Szymanski	2006-09	676	387	.571
11. Seth Russell	2013-16	606	345	.569

COMPLETION PERCENTAGE

CAREER LEADERS MINIMUM 250 ATTEMPTS

PLAYER	SEASONS	ATT	CMP	PCT
1. Robert Griffin III	2008-11	1,192	800	.671
2. Blake Shapen	2021-23	752	479	.637
3. Charlie Brewer	2017-20	1,304	828	.635
4. Bryce Petty	2011-14	845	530	.627
5. Nick Florence	2009-12	754	466	.618
6. Shawn Bell	2003-06	914	559	.612
7. Gerry Bohanon	2018-21	313	191	.610
8. Sawyer Robertson	2023-Pres.	533	322	.604
9. Aaron Karas	2001-04	543	321	.591
10. Blake Szymanski	2006-09	676	387	.571
11. Seth Russell	2013-16	606	345	.569

TOUCHDOWNS

CAREER LEADERS

PLAYER	SEASONS	YDS	INT	TD
1. Robert Griffin III	2008-11	10,366	16	78
2. Charlie Brewer	2017-20	9,700	28	65
3. Bryce Petty	2011-14	8,195	10	62
4. Seth Russell	2013-16	5,461	18	60
5. Nick Florence	2009-12	6,301	22	41
6. Shawn Bell	2003-04	5,666	17	38
7. Blake Shapen	2021-23	5,574	13	36
8. Sawyer Robertson	2023-Pres.	4,354	12	33
9. Cody Carlson	1983-86	5,411	34	32
10. J.J. Joe	1990-93	5,995	28	31
11. Jeff Watson	1994-97	5,531	27	30

TOUCHDOWN-TO-INTERCEPTION RATIO

CAREER LEADERS MINIMUM 20 TOUCHDOWNS				
PLAYER	SEASONS	TD	INT	PCT.
1. Bryce Petty	2011-14	62	10	6.200
2. Robert Griffin III	2008-11	78	16	4.875
3. Seth Russell	2013-16	60	18	3.333
4. Gerry Bohanon	2018-21	20	7	2.857
5. Blake Shapen	2021-23	36	13	2.769
6. Sawyer Robertson	2023-Pres.	33	12	2.750
7. Charlie Brewer	2017-20	65	28	2.321
8. Shawn Bell	2003-06	38	17	2.235
9. Nick Florence	2009-12	41	22	1.864
10. Adrian Burk	1948-49	20	13	1.538
11. Jeff Watson	1994-97	30	27	1.111
12. J.J. Joe	1990-93	31	28	1.107
13. Tom Muecke	1982-85	29	27	1.074

CAREER RECEIVING YARDS, TIGHT END

Name	Years	Rec.	TD	Yards
1. Brad Taylor	2007-10	76	6	993
2. Justin Akers	2006-09	89	7	896
3. Ken Hodge	1962-64	60	5	883
4. Drake Dabney	2020-23	65	8	873
5. Ben Sims	2018-22	78	12	785
6. Ronnie Bo Lee	1975-78	53	5	694
7. Michael Trigg	2024-Pres.	37	4	494
8. Steve Stutsman	1987-91	21	4	450
9. Jack Eisenhart	1965-66	40	0	437
10. Alonzo Pierce	1988-91	27	3	430
11. Mike McKenzie	1989-92	24	2	396

CAREER RECEPTIONS, TIGHT END

Name	Years	TD	Yards	Rec.
1. Justin Akers	2006-09	7	896	89
2. Ben Sims	2018-22	12	785	78
3. Brad Taylor	2007-10	6	993	76
4. Drake Dabney	2020-23	8	873	65
5. Ken Hodge	1962-64	5	883	60
6. Ronnie Bo Lee	1975-78	5	694	53
7. Jack Eisenhart	1965-66	0	437	40
8. Michael Trigg	2024-Pres.	4	494	37
9. Jordan Najvar	2011-13	4	311	35
10. Ted Gillum	1967-69	0	362	28
11. Alonzo Pierce	1988-91	3	430	27

CAREER RECEIVING TOUCHDOWNS, TIGHT END

Name	Years	Rec.	Yards	TD
1. Ben Sims	2018-22	78	785	12
2. Drake Dabney	2020-23	65	873	8
3. Justin Akers	2006-09	89	896	7
4. Brad Taylor	2007-10	76	993	6
5. Ken Hodge	1962-64	60	883	5
6. Ronnie Bo Lee	1975-78	53	694	5
7. Steve Stutsman	1987-91	21	450	4
8. Jordan Najvar	2011-13	35	311	4
Michael Trigg	2024-Pres.	30	395	4

RETURNS

YARDS PER PUNT RETURN


CAREER LEADERS MINIMUM 25 RETURNS				
PLAYER	SEASONS	RET	YDS	AVG
1. George Sims	1945-48	51	793	15.55
2. Lawrence Elkins	1962-64	32	386	12.06
3. Josh Cameron	2021-Pres.	27	491	12.00
4. Malcolm Frank	1987-90	32	367	11.47
5. Tony Nicholson	2016-18	28	298	10.64
6. Bobby Hart	2000-02	52	513	9.87
7. Willie Andrews	2002-05	97	949	9.78
8. Thomas Everett	1983-86	80	766	9.58
9. Jack Allen	1966-68	48	442	9.21
10. Bobby Jack Goforth	1987-88	62	561	9.05

CAREER LEADERS

PLAYER	SEASONS	RET	AVG	YDS
1. Willie Andrews	2002-05	97	9.78	949
2. Gerald McNeil	1980-83	101	8.77	886
3. Howard Fields	1977-79	96	8.27	794
4. George Sims	1945-48	51	15.55	793
5. Thomas Everett	1983-86	80	9.58	766
6. Gary Green	1973-76	71	7.93	563
7. Bobby Jack Goforth	1987-88	62	9.05	561
8. Levi Norwood	2011-14	64	8.73	559
9. Bobby Hart	2000-02	52	9.87	513
10. Josh Cameron	2022-24	27	18.8	490



# McLANE STADIUM



- McLane Stadium has served as the home of Baylor football since the 2014 season, when the Bears moved over from historic Floyd Casey Stadium, their home for the previous 64 seasons.
- The Bears own a 41-27 record at McLane Stadium and a 384-249-27 record overall at home over a span of 124 seasons.
- The season attendance record was set in 2014, the debut of McLane Stadium, when an average of 46,710 attended each game, with a total of 280,257. A total of 318,621 attended seven games during the 2019 season.
- The single-game record for attendance came in 2019, a matchup with Oklahoma that saw 50,223 attend at McLane Stadium.
- Under Coach Dave Aranda, the Bears own a 13-10 record at McLane Stadium.
- The stadium was built on a 93-acre site that includes 2,150 on-site parking spaces, 334 tailgating spots with 256 set for power and cable, 18 boat slips for Sailgating on the Brazos River and the Umphrey Pedestrian Bridge, connecting the stadium to Baylor's picturesque campus.

- The stadium seats 45,140 and includes six founder's suites, 36 suites, 79 loge boxes, club seating for 1,200, 200 concession points of sale and five retail stores.
- The Baylor locker room is 50 yards long and 17 yards wide.

## STADIUM HISTORIES

- The 2013 season was Baylor's 64th and final year of football at the 50,000-seat Floyd Casey Stadium. BU closed its run at the facility by winning its first Big 12 championship with a 30-10 victory over No. 23 Texas in the final game of the regular season.
- Originally named Baylor Stadium, the structure was built in 1950 after a bond sales program raised \$1.5 million for construction costs. The first game played in the new stadium was Sept. 30, 1950, a 34-7 Baylor victory over Houston.
- In 1989, the stadium was renamed Floyd Casey Stadium after longtime University supporter and trustee Carl B. Casey and his wife Thelma contributed \$5 million of an \$8 million renovation project in honor of his father, Floyd (the name change was officially announced at halftime of the 1988 Homecoming game).

- Prior to the building of Baylor Stadium in 1950, several playing sites were used by the Bears. Baylor's first football squad took the field in 1899, but no records are available to prove where it played. Old newspaper clippings and yearbook articles only indicate the first three seasons were played on an extremely rough field close to the school.
- From 1902 to 1925, with the exception of 1906 when football was banned on campus because it was deemed too violent, the Bears played most of their games at Carroll Field, an on-campus facility (an unknown number of games were also played at the old Cotton Palace during this period).
- The Bears played at the Cotton Palace from 1926-29 before returning to Carroll Field from 1930-35. The team moved off the main campus for good in 1936 when it began calling the newly built Waco Stadium home.
- Waco Stadium was renamed Municipal Stadium in 1942, and it was where Baylor played through 1949 except for a break from 1943-44 because of the war effort.

## TOP ATTENDANCES AT McLANE STADIUM

1.	50,223	vs. Oklahoma (2019)
2.	49,875	vs. Oklahoma (2015)
3.	49,165	vs. Texas (2023)
4.	49,109	vs. Texas (2019)
5.	49,129	vs. TCU (2016)
6.	48,093	vs. Texas (2015)
7.	48,016	vs. BYU (2021)
8.	47,979	vs. Oklahoma State (2022)
9.	47,924	vs. Kansas State (2014)
10.	47,686	vs. Kansas State (2022)

2025 GAME RECAPS

2025 OVERALL: 0-1 (HOME 0-1, ROAD 0-0, NEUTRAL 0-0) | BIG 12 CONFERENCE: 0-0 (HOME 0-0, ROAD 0-0, NEUTRAL 0-0)

AUBURN 38, BAYLOR 24

McLANE STADIUM • WACO, TEXAS

AUG. 29, 2025 • ATTENDANCE: 45,233

Baylor’s **Sawyer Robertson** threw for 419 yards and three TDs and **Kole Wilson** caught eight balls for 134 yards, but Auburn football rolled to 307 yards rushing to post a season-opening 38-24 win over the Bears on Friday night at McLane Stadium.

The Bears saw an early 3-0 lead erased after an opening-drive touchdown, after Auburn scored 17 unanswered points and took a 17-10 lead into halftime after Robertson found **Kobe Prentice** for a TD strike of 33 yards with 3:21 left in the second quarter.

Auburn stretched its lead to two touchdowns, but the Bears pulled within a score with freshman **Caden Knighten**’s first-career TD with 58 seconds remaining in the third.

Auburn immediately saw Rayshawn Pleasant race 98 yards on the ensuing kickoff to regain a two-score lead. BU answered with a nine-play, 79-yard drive that saw Robertson find **Michael Trigg** for a four-yard score with 11:48 left in the game, cutting the deficit to 31-24.

Needing a stop to get the ball back and seek a game-tying drive, the Bears couldn’t get the defense off the field as the Tigers went on a 12-play, 75-yard drive that accumulated over seven minutes, pushing the lead to 38-24 with 4:32 left in the game.

Baylor went for 483 yards of total offense, including 419 passing and 64 rushing. Auburn collected 415 yards, including 307 on the ground.

POSTGAME NOTES

- This was the fifth all-time matchup between Baylor and Auburn; the Bears and Tigers are tied 2-2-1 in the series.
- BU wore its chrome helmets for the first time since the 2017 season and is now 5-5 in the chrome domes all-time.
- Senior QB **Sawyer Robertson** threw for 419 yards and three TDs, marking his fifth 300+ passing yard game of his career and second-consecutive performance with 400+ yards through the air.
- Robertson became the first 400+ yard passer against Auburn since Will Rogers (Mississippi State) threw for 415 on Nov. 13, 2021.
- Senior WR **Kole Wilson** made his BU debut with a team-leading and career-high 134 receiving yards, making eight grabs on 12 targets.
- Redshirt senior TE **Michael Trigg** put up a career-best seven receptions and 99 receiving yards with a TD.
- Senior WR **Kobe Prentice** made his Baylor debut with two catches, including a 33-yard TD.
- Redshirt junior LB **Keaton Thomas** led BU with a career-high 15 tackles, the most by a Bear since 2022.

SCORING SUMMARY

AUBURN	7	10	14	7	--	38
BAYLOR	3	7	7	7	--	24

1st	10:36	BU	Connor Hawkins 36 yd field goal
1st	0:34	AUB	Jackson Arnold 24 yd run (Alex McPherson kick)
2nd	10:29	AUB	Damari Alston 9 yd run (Alex McPherson kick)
2nd	5:45	AUB	Alex McPherson 21 yd field goal
2nd	3:21	BU	Kobe Prentice 33 yd pass from Sawyer Robertson (Connor Hawkins kick)
3rd	5:40	AUB	Jeremiah Cobb 2 yd run (Alex McPherson kick)
3rd	0:58	BU	Caden Knighten 4 yd pass from Sawyer Robertson (Connor Hawkins kick)
3rd	0:43	AUB	Rayshawn Pleasant 98 yd kickoff return (Alex McPherson kick)
4th	11:48	BU	Michael Trigg 4 yd pass from Sawyer Robertson (Connor Hawkins)
4th	4:32	AUB	Jackson Arnold 27 yd run (Alex McPherson kick)

STATISTICS

TEAM STATS	AUB	BU
FIRST DOWNS	25	23
RUSHES-YARDS (NET)	52-307	24-64
PASSING YDS (NET)	108	419
Passes Att-Comp-Int	11-17-0	27-48-0
TOTAL OFFENSE PLAYS-YARDS	69-415	72-483
Fumble Returns-Yards	0-0	0-0
Punt Returns-Yards	0-0	0-0
Kickoff Returns-Yards	1-98	2-53
Interception Returns-Yards	0-0	0-0
Punts (Number-Avg)	3-39.3	2-37.5
Fumbles-Lost	1-0	0-0
Penalties-Yards	9-83	6-55
Possession Time	33:18	26:42
Third-Down Conversions	5 of 10	5 of 15
Fourth-Down Conversions	1 of 1	3 of 6
Red-Zone Scores-Chances	3-3	3-5
Sacks By: Number-Yards	4-19	1-14

INDIVIDUAL STATISTICS

**RUSHING:** Baylor-Bryson Washington 14-54; Caden Knighten 6-29; Sawyer Robertson 4-(-19). Auburn-Jackson Arnold 16-137; Damari Alston 16-84; Jeremiah Cobb 16-74; Eric Singleton 2-10; Durell Robinson 1-3.  
**PASSING:** Baylor-Sawyer Robertson 27-48-0-419. Auburn-Jackson Arnold 11-17-0-108.  
**RECEIVING:** Baylor-Kole Wilson 8-134; Michael Trigg 7-99; Ashtyn Hawkins 4-70; Josh Cameron 2-54; Kobe Prentice 2-38; Louis Brown IV 1-18; Caden Knighten 1-4; Bryson Washington 2-2. Auburn-Malcolm Simmons 1-26; Cam Coleman 1-23; Eric Singleton 3-20; Horatio Fields 2-17; Brandon Frazier 2-15; Preston Howard 1-7; Jeremiah Cobb 1-0.  
**INTERCEPTIONS:** Baylor-None. Auburn-None.  
**FUMBLES:** Baylor-None. Auburn-Jackson Arnold 1-0.  
**SACKS:** Baylor-Kendrick Simpkins 1-14. Auburn-Keyron Crawford 1-8; Keldric Faulk 1-6; Robert Woodyard 1-1; Chris Murray 0-5-2; Amaris Williams 0-5-2.  
**TACKLES (UA-A):** Baylor-Keaton Thomas 10-5; Devyn Bobby 6-0; Phoenix Jackson 2-4; Jacob Redding 6-0; Cooper Lanz 2-2; DJ Coleman 2-1; LeVar Thornton 2-0; Travion Barnes 2-0; Kyland Reed 2-0; Devonte Tezino 1-1; Kendrick Simpkins 1-0; Caden Jenkins 1-0; Tyler Turner 1-0; Micah Gifford 0-1; Calvin Simpson-Hunt 1-0; Emar’ion Winston 0-1; Matthew Fobbs-White 1-0; Ronnie Mageo 0-1; DK Kalu 1-0. Auburn-Keyron Crawford 4-3; Xavier Atkins 4-1; Keldric Fault 4-0; Robert Woodyard 3-0; Sylvester Smith 2-1; Eric Winters 3-0; Zykeivous Walker 2-1; Champ Anthony 2-0; Kayin Lee 2-0; Jahquez Robinson 2-0; Demarcus Riddick 2-0; Kaleb Harris 2-0; Jay Crawford 2-0; Jay Hardy 2-0; Chris Murray 0-1; Amaris Williams 0-1; Elijah Melendez 0-1; AnQuon Fegans 1-0; Kensley Louidor-Faustin 1-0; Justin Jones 1-0; Bobby Jamison-Travis 0-1.

2025 BAYLOR FOOTBALL STATS

2025 OVERALL: 0-1 (HOME 0-1, ROAD 0-0, NEUTRAL 0-0) | BIG 12 CONFERENCE: 0-0 (HOME 0-0, ROAD 0-0, NEUTRAL 0-0)

2025 RESULTS 1-0 (0-0 BIG 12)

DATE	OPPONENT	RESULT	SCORE	ATTEND	AP RANK	TV
Aug. 29	AUBURN	L	38-24	45,233	RV	FOX
Sept. 6	at #16/16 SMU					CW
Sept. 13	SAMFORD					ESPN+
Sept. 20	#11/11 Arizona State					TBD
Sept. 27	at Oklahoma State					TBD
Oct. 4	KANSAS STATE					TBD
Oct. 18	at TCU					TBD
Oct. 25	at Cincinnati					TBD
Nov. 1	UCF					TBD
Nov. 15	UTAH					TBD
Nov. 22	at Arizona					TBD
Nov. 29	HOUSTON					TBD
Dec. 6	Big 12 Championship					ABC

2025 GAME-BY-GAME TEAM STATS

	FINAL	QUARTERS					1ST DOWNS		RUSHING		PASSING		TOT OFF		PUNTS		PEN		3RD	4TH	RED	SACKS	FIELD	POSSESSION TIME							
GAME	SCORE	1	2	3	4	OT	R-P-PE	TOT	NO-YDS-TD	C-A-I	YDS	TD	ATT-YDS	NO-AVG	F-FL	NO-YDS	DNS	DNS	ZONE	NO-YDS	GOALS	1	2	3	4	TOT	1	2	3	4	TOT
Baylor	24	3	7	7	7	-	21-3-1	25	24-64-0	27-48-0	419	3	72-483	2-75	0-0	6-55	5-15	3-6	3-5	1-14	1-1	7:45	5:34	6:56	6:27	26:42					
Auburn	38	7	10	14	7	-	4-15-4	23	52-307-4	11-17-0	108	0	69-415	3-118	1-0	9-83	5-10	1-1	3-3	4-19	1-1	7:15	9:26	8:04	8:33	33:18					

2025 GAME-BY-GAME OFFENSIVE STARTERS

OPPONENT	WR	LT	LG	C	RG	RT	WR	TE	QB	RB	WR
Auburn	Cameron	Fugar	Lengyel	Price	Aigbedion	Ka. Sieracki	Hawkins	Trigg	Robertson	Washington	Wilson
at SMU											
Samford											
Arizona State											
at Oklahoma State											
Kansas State											
at TCU											
at Cincinnati											
UCF											
Utah											
at Arizona											
Houston											
Big 12 Championship											

2025 GAME-BY-GAME DEFENSIVE STARTERS

OPPONENT	F	N	E	OLB	LB	LB	NICKEL	CB	S	S	CB
Auburn	Marshall	Kalu	Lanz	Winston	Thomas	Reed	Coleman	Williams	Bobby	Turner	Thornton
at SMU											
Samford											
Arizona State											
at Oklahoma State											
Kansas State											
at TCU											
at Cincinnati											
UCF											
Utah											
at Arizona											
Houston											
Big 12 Championship											

2025 BAYLOR FOOTBALL STATS

2025 OVERALL: 0-1 (HOME 0-1, ROAD 0-0, NEUTRAL 0-0) | BIG 12 CONFERENCE: 0-0 (HOME 0-0, ROAD 0-0, NEUTRAL 0-0)

Team Statistics		
	BAYLOR	OPP
Scoring	24	38
Points per game	24.0	38.0
Points Off Turnovers	0	0
First Downs	23	25
Rushing	4	21
Passing	15	3
Penalty	4	1
Rushing Yardage	64	307
Yards gained rushing	83	322
Yards lost rushing	19	15
Rushing attempts	24	52
Average per rush	2.7	5.9
Average per game	64.0	307.0
TDs Rushing	0	4
Passing Yardage	419	108
Comp-Att-Int	27-48-0	11-17-0
Average per pass	8.7	6.4
Average per catch	15.5	9.8
Average per game	419.0	108.0
TDs Passing	3	0
Total offense	483	415
Total plays	72	69
Average per play	6.7	6.0
Average per game	483.0	415.0
Kick returns: #-Yards	2-53	1-98
Punt returns: #-Yards	0-0	0-0
Int returns: #-Yards	0-0	0-0
Kick return average	26.5	98.0
Punt return average	0.0	0.0
Int return average	0.0	0.0
Fumbles-Lost	0-0	1-0
Penalties-Yards	6-55	9-83
Average per game	55.0	83.0
Punts-Yards	2-75	3-118
Average per punt	37.5	39.3
Net punt average	37.5	39.3
Kickoffs-Yards	5-321	7-452
Average per kick	64.2	64.6
Net kick average	25.0	39.1
Time of possession / game	26:42	33:18
3rd-down conversion	5/15	5/10
3rd-down pct	33%	50%
4th-down conversion	3/6	1/1
4th-down pct	50%	100%
Sacks by-Yards	1-14	4-19
Misc Yards	0	0
Touchdowns scored	3	5
Field goals - attempts	1-1	1-1
On-Side kicks	0-0	0-0
Red-zone scores	(3-5) 60%	(3-3) 100%
Red-zone touchdowns	(2-5) 40%	(2-3) 67%
PAT-attempts	(3-3) 100%	(5-5) 100%
2-point conversion-attempts	(0-0) 0%	(0-0) 0%
Attendance	45233	0
Games / Avg per game	1/45233	0/0
Neutral site games	-	0/0

Score by Periods						
Team	1st	2nd	3rd	4th	OT	TOT
Baylor	3	7	7	7	0	24
Opponents	7	10	14	7	0	38

Team Results

Date	Opponent		Score	Att.
08/29/2025	Auburn	L	24-38	45233

Rushing

Player	gp	att	gain	loss	net	avg	td	lg	avg/g
Bryson Washington	1	14	54	0	54	3.9	0	18	54.0
Caden Knighten	1	6	29	0	29	4.8	0	17	29.0
Sawyer Robertson	1	4	0	19	-19	-4.8	0	0	-19.0
Total	1	24	83	19	64	2.7	0	18	64.0
Opponents	1	52	322	15	307	5.9	4	27	307.0

Passing

Player	gp	effic	comp-att-int	pct	yds	td	lg	avg/g
Sawyer Robertson	1	150.2	27-48-0	56.3	419	3	57	419.0
Total	1	150.2	27-48-0	56.3	419	3	57	419.0
Opponents	1	118.1	11-17-0	64.7	108	0	26	108.0

Receiving

Player	gp	no.	yds	avg	td	lg	avg/g
Kole Wilson	1	8	134	16.8	0	57	134.0
Michael Trigg	1	7	99	14.1	1	20	99.0
Ashtyn Hawkins	1	4	70	17.5	0	36	70.0
Josh Cameron	1	2	54	27.0	0	27	54.0
Kobe Prentice	1	2	38	19.0	1	33	38.0
Bryson Washington	1	2	2	1.0	0	3	2.0
Louis Brown IV	1	1	18	18.0	0	18	18.0
Caden Knighten	1	1	4	4.0	1	4	4.0
Total	1	27	419	15.5	3	57	419.0
Opponents	1	11	108	9.8	0	26	108.0

Game Records

Record	Overall	Home	Away	Neutral
ALL GAMES	0-1	0-1	0-0	0-0
CONFERENCE	0-0	0-0	0-0	0-0
NON-CONFERENCE	0-1	0-1	0-0	0-0

Team Statistics

	BAYLOR	OPP
First Downs	23	25
Rushing	4	21
Passing	15	3
Penalty	4	1
Rushing Yardage	64	307
Rushing attempts	24	52
Average per rush	2.7	5.9
Average per game	64.0	307.0
TDs Rushing	0	4
Passing Yardage	419	108
Comp-Att-Int	27-48-0	11-17-0
Average per pass	8.7	6.4
Average per catch	15.5	9.8
Average per game	419.0	108.0
TDs Passing	3	0
Total offense	483	415
Average per play	6.7	6.0
Average per game	483.0	415.0
Kick returns: #-Yards	2-53	1-98
Punt returns: #-Yards	0-0	0-0
Int returns: #-Yards	0-0	0-0
Fumbles-Lost	0-0	1-0
Penalties-Yards	6-55	9-83
Punts-Avg	2-37.5	3-39.3
Time of possession / game	26:42	33:18
3rd-down conversion	5/15	5/10
4th-down conversion	3/6	1/1
PAT-attempts	(3-3) 100%	(5-5) 100%
2-point conversion-attempts	(0-0) 0%	(0-0) 0%

Interceptions

Player	no.	yds	avg	td	lg
Total	0	0	0.0	0	0
Opponents	0	0	0.0	0	0



2025 BAYLOR FOOTBALL STATS

2025 OVERALL: 0-1 (HOME 0-1, ROAD 0-0, NEUTRAL 0-0) | BIG 12 CONFERENCE: 0-0 (HOME 0-0, ROAD 0-0, NEUTRAL 0-0)

Field Goals

Player	fg	pct.	01-19	20-29	30-39	40-49	50-99	lg	blk
Connor Hawkins	1-1	100.0	0-0	0-0	1-1	0-0	0-0	36	0
Opponents	1-1	100.0	0-0	1-1	0-0	0-0	0-0	21	0

Scoring

Player	td	fg	PAT				dxp	saf	pts
			kick	rush	rcv	pass			
Michael Trigg	1	-	-	-	-	-	-	-	6
Kobe Prentice	1	-	-	-	-	-	-	-	6
Connor Hawkins	-	1-1	3-3	-	-	-	-	-	6
Caden Knighten	1	-	-	-	-	-	-	-	6
Total	3	1-1	3-3	0	0	0	0	0	24
Opponents	5	1-1	5-5	0	0	0	0	0	38

Score by Periods

Team	1st	2nd	3rd	4th	OT	TOT
Baylor	3	7	7	7	0	24
Opponents	7	10	14	7	0	38

Punting

Player	no.	yds	avg	lg	tb	fc	i20	50+	blk
Palmer Williams	2	75	37.5	43	0	0	0	0	0
Total	2	75	37.5	43	0	0	0	0	0
Opponents	3	118	39.3	40	0	3	1	0	0

Punt Returns

Player	no.	yds	avg	td	lg
Total	0	0	0.0	0	0
Opponents	0	0	0.0	0	0

Kick Returns

Player	no.	yds	avg	td	lg
Kole Wilson	2	53	26.5	0	33
Total	2	53	26.5	0	33
Opponents	1	98	98.0	1	98

All Purpose

Player	g	rush	rcv	pr	kr	ir	total	avg/g
Kole Wilson	1	0	134	0	53	0	187	187.0
Michael Trigg	1	0	99	0	0	0	99	99.0
Ashtyn Hawkins	1	0	70	0	0	0	70	70.0
Bryson Washington	1	54	2	0	0	0	56	56.0
Josh Cameron	1	0	54	0	0	0	54	54.0
Kobe Prentice	1	0	38	0	0	0	38	38.0
Caden Knighten	1	29	4	0	0	0	33	33.0
Louis Brown IV	1	0	18	0	0	0	18	18.0
Sawyer Robertson	1	-19	0	0	0	0	-19	-19.0
Total	1	64	419	0	53	0	536	536.0
Opponents	1	307	108	0	98	0	513	513.0

Total Offense

Player	g	plays	rush	pass	total	avg/g
Sawyer Robertson	1	52	-19	419	400	400.0
Bryson Washington	1	14	54	0	54	54.0
Caden Knighten	1	6	29	0	29	29.0
Total	1	72	64	419	483	483.0
Opponents	1	69	307	108	415	415.0

**2025 BAYLOR FOOTBALL STATS**

2025 OVERALL: 0-1 (HOME 0-1, ROAD 0-0, NEUTRAL 0-0) | BIG 12 CONFERENCE: 0-0 (HOME 0-0, ROAD 0-0, NEUTRAL 0-0)

**Team Defense**

			Tackles				Sacks	Pass defense			Fumbles	blkd		
##	Player	gp	ua	a	tot	tfl/yds	no-yds	int-yds	brup	qbh	fr-yds	ff	kick	saf
11	Keaton Thomas	1	10	5	15	.	.	.	.	.	.	.	.	.
31	Phoenix Jackson	1	2	4	6	.	.	.	.	1	.	.	.	.
3	Devyn Bobby	1	6	.	6	.	.	.	.	.	.	.	.	.
38	Jacob Redding	1	6	.	6	.	.	.	.	.	.	.	.	.
9	Cooper Lanz	1	2	2	4	.	.	.	1	.	.	.	.	.
33	DJ Coleman	1	2	1	3	.	.	.	.	.	.	.	.	.
36	Travion Barnes	1	2	.	2	.	.	.	.	.	.	.	.	.
45	Kyland Reed	1	2	.	2	.	.	.	.	.	.	.	.	.
25	LeVar Thornton Jr.	1	2	.	2	.	.	.	.	.	.	.	.	.
59	Devonte Tezino	1	1	1	2	.	.	.	.	.	.	.	.	.
28	Calvin Simpson-Hunt	1	1	.	1	.	.	.	.	.	.	.	.	.
24	Micah Gifford	1	.	1	1	.	.	.	.	.	.	.	.	.
8	Caden Jenkins	1	1	.	1	.	.	.	1	.	.	.	.	.
93	DK Kalu	1	1	.	1	.	.	.	.	.	.	.	.	.
32	Emar'rion Winston	1	.	1	1	.	.	.	.	.	.	.	.	.
50	Matthew Fobbs-White	1	1	.	1	.	.	.	.	.	.	.	.	.
17	Tyler Turner	1	1	.	1	.	.	.	.	.	.	.	.	.
53	Ronnie Mageo	1	.	1	1	.	.	.	.	.	.	.	.	.
16	Kendrick Simpkins	1	1	.	1	1-14	1-14	.	.	.	.	1	.	.
27	Tevin Williams III	1	.	.	.	.	.	.	1	.	.	.	.	.
	Totals	1	41	16	57	1-14	1-14	0-0	3	1	0-0	1	0	0
	Opponents	1	39	10	49	5-20	4-19	0-0	3	3	0-0	0	0	0

2025 BAYLOR FOOTBALL STATS

2025 OVERALL: 0-1 (HOME 0-1, ROAD 0-0, NEUTRAL 0-0) | BIG 12 CONFERENCE: 0-0 (HOME 0-0, ROAD 0-0, NEUTRAL 0-0)



2025-26 Baylor Football  
Passing Game-by-Game  
All games

Page 1/1  
as of Aug 30, 2025

#13 Sawyer Robertson	Comp	Att	Int	Pct	Yards	TD	Long	Sacked	Effic.
Auburn	27	48	0	56.3	419	3	57	4-19	150.2
Totals	27	48	0	56.3	419	3	57	4-19	150.2

Rushing

Player	No-Yds/TD	AU
Bryson Washington	14-54/0	14-54/0
Caden Knighten	6-29/0	6-29/0
Sawyer Robertson	4--19/0	4--19/0

Receiving

Player	No-Yds/TD	AU
Kole Wilson	8-134/0	8-134/0
Michael Trigg	7-99/1	7-99/1
Ashtyn Hawkins	4-70/0	4-70/0
Josh Cameron	2-54/0	2-54/0
Kobe Prentice	2-38/1	2-38/1
Bryson Washington	2-2/0	2-2/0
Louis Brown IV	1-18/0	1-18/0
Caden Knighten	1-4/1	1-4/1

# 2025 BAYLOR FOOTBALL STATS

2025 OVERALL: 0-1 (HOME 0-1, ROAD 0-0, NEUTRAL 0-0) | BIG 12 CONFERENCE: 0-0 (HOME 0-0, ROAD 0-0, NEUTRAL 0-0)

## Total Tackles

Player	S-A	Total	AU
Keaton Thomas	10-5	15	10-5
Devyn Bobby	6-0	6	6-0
Jacob Redding	6-0	6	6-0
Phoenix Jackson	2-4	6	2-4
Cooper Lanz	2-2	4	2-2
DJ Coleman	2-1	3	2-1
LeVar Thornton Jr.	2-0	2	2-0
Travion Barnes	2-0	2	2-0
Kyland Reed	2-0	2	2-0
Devonte Tezino	1-1	2	1-1
Caden Jenkins	1-0	1	1-0
Kendrick Simpkins	1-0	1	1-0
Tyler Turner	1-0	1	1-0
Calvin Simpson-Hunt	1-0	1	1-0
Matthew Fobbs-White	1-0	1	1-0
DK Kalu	1-0	1	1-0
Micah Gifford	0-1	1	0-1
Emar'rion Winston	0-1	1	0-1
Ronnie Mageo	0-1	1	0-1

GAME-BY-GAME TACKLES FOR LOSS

Player	UA-A	Total	AU
Kendrick Simpkins	1-0	1.0	1.0-14

GAME-BY-GAME SACKS

Player	UA-A	Total	AU
Kendrick Simpkins	1-0	1	1-14

GAME-BY-GAME KICKING									GAME-BY-GAME PUNTING								
CONNOR HAWKINS	PAT	ATT	PCT	FG	ATT	PCT	LONG	PTS	PALMER WILLIAMS	NO	YDS	AVG	LONG	I20	TB	50+	60+
vs. Auburn	3	3	100.0	1	1	100.0	36	6	vs. Auburn	2	75	37.5	43	0	0	0	0



# 2025 BAYLOR FOOTBALL STATS

2025 OVERALL: 0-1 (HOME 0-1, ROAD 0-0, NEUTRAL 0-0) | BIG 12 CONFERENCE: 0-0 (HOME 0-0, ROAD 0-0, NEUTRAL 0-0)

## SCORING DRIVES

OPPONENT	DRIVE			QTR/	DRIVE	
	PLAYS	YDS	TIME	CLOCK	START	PLAY
Auburn	13	56	4:24	1st/10:36	BU25	Hawkins 36 yard FG
Auburn	8	75	2:24	2nd/3:21	BU25	Prentice 33 yard pass from Robertson
Auburn	10	75	4:42	3rd/0:58	BU25	Knighten 4 yard pass from Robertson
Auburn	9	79	3:49	4th/11:48	BU21	Trigg 4 yard pass from Robertson

## SCORING DRIVES SUPERLATIVES

MOST PLAYS:	13 vs. Auburn (FG)	FEWEST PLAYS:	8 vs. Auburn (TD)
MOST YARDS:	79 vs. Auburn (TD)	FEWEST YARDS:	56 vs. Auburn (FG)
LONGEST TIME:	4:42 vs. Auburn (TD)	SHORTEST TIME:	2:24 vs. Auburn (TD)

## LONG PLAYS FROM SCRIMMAGE (25-Plus Yards)

YDS	PLAY	OPPONENT
57	Wilson pass from Robertson	Auburn
36	Hawkins pass from Robertson	Auburn
33	Prentice pass from Robertson (TD)	Auburn
27	Cameron pass from Robertson	Auburn
22	Wilson pass from Robertson	Auburn

2025 BAYLOR FOOTBALL STATS

2025 OVERALL: 0-1 (HOME 0-1, ROAD 0-0, NEUTRAL 0-0) | BIG 12 CONFERENCE: 0-0 (HOME 0-0, ROAD 0-0, NEUTRAL 0-0)

Baylor - Game Highs

RUSHES	24	Auburn (08/29/2025)
YARDS RUSHING	64	Auburn (08/29/2025)
YARDS PER RUSH	2.7	Auburn (08/29/2025)
TD RUSHES	0	Auburn (08/29/2025)
PASS ATTEMPTS	48	Auburn (08/29/2025)
PASS COMPLETIONS	27	Auburn (08/29/2025)
YARDS PASSING	419	Auburn (08/29/2025)
YARDS PER PASS	8.7	Auburn (08/29/2025)
TD PASSES	3	Auburn (08/29/2025)
TOTAL PLAYS	72	Auburn (08/29/2025)
TOTAL OFFENSE	483	Auburn (08/29/2025)
YARDS PER PLAY	6.7	Auburn (08/29/2025)
POINTS	24	Auburn (08/29/2025)
SACKS BY	1	Auburn (08/29/2025)
FIRST DOWNS	23	Auburn (08/29/2025)
PENALTIES	6	Auburn (08/29/2025)
PENALTY YARDS	55	Auburn (08/29/2025)
TURNOVERS	0	Auburn (08/29/2025)
PUNTS	2	Auburn (08/29/2025)
PUNTING AVG	37.5	Auburn (08/29/2025)
LONG PUNT	43	Auburn (08/29/2025)
PUNTS INSIDE 20	0	Auburn (08/29/2025)
LONG PUNT RETURN	0	Auburn (08/29/2025)

Baylor - Individual Game Highs

RUSHES	14	Bryson Washington vs Auburn (08/29/2025)
YARDS RUSHING	54	Bryson Washington vs Auburn (08/29/2025)
TD RUSHES	none	
LONG RUSH	18	Bryson Washington vs Auburn (08/29/2025)
PASS ATTEMPTS	48	Sawyer Robertson vs Auburn (08/29/2025)
PASS COMPLETIONS	27	Sawyer Robertson vs Auburn (08/29/2025)
YARDS PASSING	419	Sawyer Robertson vs Auburn (08/29/2025)
TD PASSES	3	Sawyer Robertson vs Auburn (08/29/2025)
LONG PASS	57	Sawyer Robertson vs Auburn (08/29/2025)
RECEPTIONS	8	Kole Wilson vs Auburn (08/29/2025)
YARDS RECEIVING	134	Kole Wilson vs Auburn (08/29/2025)
TD RECEPTIONS	1	Michael Trigg vs Auburn (08/29/2025)
	1	Kobe Prentice vs Auburn (08/29/2025)
	1	Caden Knighten vs Auburn (08/29/2025)
LONG RECEPTION	57	Kole Wilson vs Auburn (08/29/2025)
PUNTS	2	Palmer Williams vs Auburn (08/29/2025)
PUNTING AVG	37.5	Palmer Williams vs Auburn (08/29/2025)
LONG PUNT	43	Palmer Williams vs Auburn (08/29/2025)
PUNTS INSIDE 20	none	
LONG PUNT RETURN	none	
LONG KICKOFF RETURN	33	Kole Wilson vs Auburn (08/29/2025)
TACKLES	15	Keaton Thomas vs Auburn (08/29/2025)
SACKS	1	Kendrick Simpkins vs Auburn (08/29/2025)
TACKLES FOR LOSS	1	Kendrick Simpkins vs Auburn (08/29/2025)

# 2025 BAYLOR FOOTBALL STATS

2025 OVERALL: 0-1 (HOME 0-1, ROAD 0-0, NEUTRAL 0-0) | BIG 12 CONFERENCE: 0-0 (HOME 0-0, ROAD 0-0, NEUTRAL 0-0)

## Opponent - Game Highs

RUSHES	52	Auburn (08/29/2025)
YARDS RUSHING	307	Auburn (08/29/2025)
YARDS PER RUSH	5.9	Auburn (08/29/2025)
TD RUSHES	4	Auburn (08/29/2025)
PASS ATTEMPTS	17	Auburn (08/29/2025)
PASS COMPLETIONS	11	Auburn (08/29/2025)
YARDS PASSING	108	Auburn (08/29/2025)
YARDS PER PASS	6.4	Auburn (08/29/2025)
TD PASSES	0	Auburn (08/29/2025)
TOTAL PLAYS	69	Auburn (08/29/2025)
TOTAL OFFENSE	415	Auburn (08/29/2025)
YARDS PER PLAY	6.0	Auburn (08/29/2025)
POINTS	38	Auburn (08/29/2025)
SACKS BY	4	Auburn (08/29/2025)
FIRST DOWNS	25	Auburn (08/29/2025)
PENALTIES	9	Auburn (08/29/2025)
PENALTY YARDS	83	Auburn (08/29/2025)
TURNOVERS	0	Auburn (08/29/2025)
PUNTS	3	Auburn (08/29/2025)
PUNTING AVG	39.3	Auburn (08/29/2025)
LONG PUNT	40	Auburn (08/29/2025)
PUNTS INSIDE 20	1	Auburn (08/29/2025)
LONG PUNT RETURN	0	Auburn (08/29/2025)

## Opponent - Individual Game Highs

RUSHES	16	Damari Alston vs Auburn (08/29/2025)
	16	Jeremiah Cobb vs Auburn (08/29/2025)
	16	Jackson Arnold vs Auburn (08/29/2025)
YARDS RUSHING	137	Jackson Arnold vs Auburn (08/29/2025)
TD RUSHES	2	Jackson Arnold vs Auburn (08/29/2025)
LONG RUSH	27	Jackson Arnold vs Auburn (08/29/2025)
PASS ATTEMPTS	17	Jackson Arnold vs Auburn (08/29/2025)
PASS COMPLETIONS	11	Jackson Arnold vs Auburn (08/29/2025)
YARDS PASSING	108	Jackson Arnold vs Auburn (08/29/2025)
TD PASSES	none	
LONG PASS	26	Jackson Arnold vs Auburn (08/29/2025)
RECEPTIONS	3	Eric Singleton, Jr. vs Auburn (08/29/2025)
YARDS RECEIVING	26	Malcolm Simmons vs Auburn (08/29/2025)
TD RECEPTIONS	none	
LONG RECEPTION	26	Malcolm Simmons vs Auburn (08/29/2025)
FIELD GOALS	1	Alex McPherson vs Auburn (08/29/2025)
LONG FIELD GOALS	21	Alex McPherson vs Auburn (08/29/2025)
PUNTS	3	Hudson Kaak vs Auburn (08/29/2025)
PUNTING AVG	39.3	Hudson Kaak vs Auburn (08/29/2025)
LONG PUNT	40	Hudson Kaak vs Auburn (08/29/2025)
PUNTS INSIDE 20	1	Hudson Kaak vs Auburn (08/29/2025)
LONG PUNT RETURN	none	
LONG KICKOFF RETURN	98	Rayshawn Pleasant vs Auburn (08/29/2025)
TACKLES	7	Keyron Crawford vs Auburn (08/29/2025)
SACKS	1	Robert Woodyard Jr. vs Auburn (08/29/2025)
	1	Keyron Crawford vs Auburn (08/29/2025)
	1	Keldric Faulk vs Auburn (08/29/2025)
TACKLES FOR LOSS	2	Robert Woodyard Jr. vs Auburn (08/29/2025)
INTERCEPTIONS	none	

# 2025 BAYLOR FOOTBALL STATS

2025 OVERALL: 0-1 (HOME 0-1, ROAD 0-0, NEUTRAL 0-0) | BIG 12 CONFERENCE: 0-0 (HOME 0-0, ROAD 0-0, NEUTRAL 0-0)

## Baylor Inside Opponent Red-Zone

Date	Opponent	Score	Times	Times	Total			Rush	Pass	FGs	Failed to score inside RZ					
			In RZ	Scored	Pts	TDs	TDs	TDs	TDs	Made	FGA	Down	Int	Fumb	Half	Game
08/29/2025	Auburn	L 24-38	5	3	17	2	0	2	1	1	2	0	0	0	0	0
Totals 3 of 5 (60.0%)			5	3	17	2	0	2	1	1	2	0	0	0	0	0

## Opponents Inside Baylor Red-Zone

Date	Opponent	Score	Times	Times	Total			Rush	Pass	FGs	Failed to score inside RZ					
			In RZ	Scored	Pts	TDs	TDs	TDs	TDs	Made	FGA	Down	Int	Fumb	Half	Game
08/29/2025	Auburn	L 24-38	3	3	17	2	2	0	1	1	0	0	0	0	0	0
Totals 3 of 3 (100.0%)			3	3	17	2	2	0	1	1	0	0	0	0	0	0

PLAYERS



68  
OMAR AIGBEDION  
OL • 6-3 • 310 • SR. • 1L  
KATY, TEXAS (KATY HS / MONTANA STATE)

- Outland Trophy Watch List
- Preseason First-Team All-Big 12 (Phil Steele)
- Preseason Second-Team All-Big 12 (Athlon)
- Preseason Second-Team All-Texas (DCTF)

AIGBEDION CAREER STATISTICS	
OFFENSIVE	
YEAR	G/GS
2024	13/13
2025	1/1
CAREER	14/14



36  
TRAVION BARNES  
LB • 6-0 • 243 • SR. • TR  
ALAMONTE SPRINGS, FLA.  
(APOPKA HS / GEORGIA MILITARY ACADEMY / FIU)

- Preseason Second-Team All-Texas (DCTF)
- Preseason Third-Team All-Big 12 (Phil Steele)
- Preseason Fourth-Team All-Big 12 (Athlon)

BARNES CAREER STATISTICS									
DEFENSIVE									
YEAR	G/GS	UT	AT	TT	TFL-YD	QBS-YD	FF/FR	PBU	INT-YD
2024*	11/11	59	70	129	10.5-31	3.0-14	0/1	0	2-85
2025	1/0	2	0	2	0.0-0	0.0-0	0/0	0	0-0
CAREER	12/11	61	70	131	10.5-31	3.0-14	0/1	0	2-85

**BARNES' CAREER BESTS**  
Tackles: 16 at Liberty (10/8/24)  
Solo Tackles: 8, twice, last at FAU (9/14/24)  
Tackles-For-Loss: 3.0 at Liberty (10/8/24)  
Interceptions: 1, twice, last vs. MTSU (11/30/24)

BARNES' GAME-BY-GAME DEFENSIVE STATS						
DATE	OPPONENT	UT	AT	TT	TFL-YDS	QBS-YDS
8/29/25	AUBURN	2	0	2	0-0	0-0
9/6/25	at SMU					
9/13/25	SAMFORD					
9/20/25	ARIZONA STATE					
10/4/25	KANSAS STATE					
10/18/25	at TCU					
10/25/25	at Cincinnati					
11/1/25	UCF					
11/15/25	UTAH					
11/22/25	at Arizona					
11/29/25	HOUSTON					



4  
LOUIS BROWN IV  
WR • 6-2 • 192 • SR. • TR  
S. LOS ANGELES, CALIF. (INGLEWOOD HS /  
COLORADO STATE / SAN DIEGO STATE)

BROWN IV CAREER STATISTICS						
RECEIVING						
YEAR	G/GS	REC	YD	AVG	TD	LP/OPPONENT
2022*	10/2	12	98	8.2	0	24/vs. Utah State
2023*	12/7	47	481	10.2	5	46/at Colorado
2024^	11/6	38	620	16.3	3	44/vs. Texas A&M-Commerce
2025	1/0	1	18	18.0	0	18/vs. Auburn
CAREER	34/15	98	1,216	12.4	8	46/at Colorado

BROWN'S GAME-BY-GAME RECEIVING STATS						
DATE	OPPONENT	REC	YDS	AVG	TD	TD YDS
8/29/25	AUBURN	1	18	18.0	0	-
9/6/25	at SMU					
9/13/25	SAMFORD					
9/20/25	ARIZONA STATE					
9/27/25	at Oklahoma State					
10/4/25	KANSAS STATE					
10/18/25	at TCU					
10/25/25	at Cincinnati					
11/1/25	UCF					
11/15/25	UTAH					
11/22/25	at Arizona					
11/29/25	HOUSTON					



3  
DEVYN BOBBY  
S • 5-11 • 198 • SR. • 3L  
DeSOTO, TEXAS (DeSOTO HS)

BOBBY CAREER STATISTICS									
DEFENSIVE									
YEAR	G/GS	UT	AT	TT	TFL-YD	QBS-YD	FF/FR	PBU	INT-YD
2022	13/0	10	3	13	0.0-0	0.0-0	0/0	0	0-0
2023	12/12	50	26	76	1.0-1	0.0-0	1/0	6	1-0
2024	13/13	53	27	80	3.0-7	0.0-0	0/2	3	3-21
2025	1/1	6	0	6	0.0-0	0.0-0	0/0	0	0-0
CAREER	39/26	119	56	175	4.0-8	0.0-0	1/2	9	4-21

**BOBBY'S CAREER BESTS**  
Tackles: 14, vs. LSU (12/31/24)  
Solo Tackles: 7, vs. West Virginia (11/25/23)  
Tackles-For-Loss: 1.0, 3x, at Air Force (10/5/24)  
Interceptions: 2, vs. Kansas (11/30/24)  
Pass Breakups: 2, vs. West Virginia (11/25/23)  
Forced Fumbles: 1, vs. Texas Tech (10/7/23)



PLAYERS

BOBBY’S GAME-BY-GAME DEFENSIVE STATS

DATE	OPPONENT	UT	AT	TT	PD	INT-YDS
8/29/25	AUBURN	6	0	6	0	0-0
9/6/25	at SMU					
9/13/25	SAMFORD					
9/20/25	ARIZONA STATE					
10/4/25	KANSAS STATE					
10/18/25	at TCU					
10/25/25	at Cincinnati					
11/1/25	UCF					
11/15/25	UTAH					
11/22/25	at Arizona					
11/29/25	HOUSTON					

DATE	OPPONENT	UT	AT	TT	PD	INT-YDS
8/31/24	TARLETON	1	1	2	0	0-0
9/7/24	at Utah	5	2	7	0	0-0
9/14/24	AIR FORCE	5	4	9	0	0-0
9/21/24	at Colorado	2	0	2	0	0-0
9/28/24	BYU	4	1	5	0	0-0
10/5/24	at Iowa State	4	1	5	1	0-0
10/19/24	at Texas Tech	6	0	6	1	0-0
10/26/24	OKLAHOMA STATE	4	2	6	0	0-0
11/2/24	TCU	5	3	8	0	0-0
11/16/24	at West Virginia	4	2	6	0	0-0
11/23/24	at Houston	3	2	5	0	1-0
11/30/24	KANSAS	2	2	4	0	2-21
12/31/24	vs. LSU	8	6	14	9	0-0

DATE	OPPONENT	UT	AT	TT	PD	INT-YDS
9/2/23	TEXAS STATE	3	2	5	0	0-0
9/9/23	UTAH	2	4	6	0	0-0
9/16/23	LONG ISLAND	0	1	1	0	0-0
9/23/23	TEXAS	6	2	8	0	0-0
9/30/23	at UCF	5	2	7	1	0-0
10/7/23	TEXAS TECH	5	4	9	1	0-0
10/21/23	at Cincinnati	6	2	8	0	0-0
10/28/23	IOWA STATE	5	4	9	0	1-0
11/4/23	HOUSTON	5	1	6	0	0-0
11/11/23	at Kansas State	4	0	4	1	0-0
11/18/23	at TCU	2	2	4	1	0-0
11/25/23	WEST VIRGINIA	9	7	2	2	0-0



22

REGGIE BUSH II

CB • 6-0 • 195 • RJR. • 2L

FRISCO, TEXAS (INDEPENDENCE HS)

BUSH CAREER STATISTICS

DEFENSIVE

YEAR	G/GS	UT	AT	TT	TFL-YD	QBS-YD	FF/FR	PBU	INT-YD
2022	2/0	0	0	0	0.0-0	0.0-0	0/0	0	0-0
2023	5/0	0	0	0	0.0-0	0.0-0	0/0	0	0-0
2024	12/0	8	5	13	0.0-0	0.0-0	0/0	1	0-0
2025	0/0	0	0	0	0.0-0	0.0-0	0/0	0	0-0
CAREER	19/0	8	5	13	0.0-0	0.0-0	0/0	1	0-0

BUSH’S GAME-BY-GAME DEFENSIVE STATS

DATE	OPPONENT	UT	AT	TT	PD	INT-YDS
8/29/25	AUBURN			DNP		
9/6/25	at SMU					
9/13/25	SAMFORD					
9/20/25	ARIZONA STATE					
10/4/25	KANSAS STATE					
10/18/25	at TCU					
10/25/25	at Cincinnati					
11/1/25	UCF					
11/15/25	UTAH					
11/22/25	at Arizona					
11/29/25	HOUSTON					



34

JOSH CAMERON

WR • 6-1 • 224 • RSR. • 3L

CEDAR PARK, TEXAS (CEDAR PARK HS)

- Biletnikoff Award Watch List
- Hornung Award Watch List
- Preseason First-Team All-America, PR (Athlon)
- Preseason All-Big 12, PR/KR (Big 12 Media)
- Preseason First-Team All-Texas, WR (DCTF)
- Preseason Second-Team All-Big 12, WR (Athlon, Phil Steele)
- Preseason Second-Team All-Big 12, PR (Phil Steele)

CAMERON CAREER STATISTICS

RECEIVING

YEAR	G/GS	REC	YD	AVG	TD	LP/OPPONENT
2021	3/0	0	0	0.0	0	N/A
2022	13/4	28	386	13.8	0	42/vs. TCU
2023	12/7	21	224	10.7	0	24/at Cincy
2024	13/13	52	754	14.5	10	47/at Utah
2025	1/1	2	54	27.0	0	27/vs. Auburn
CAREER	42/25	103	1,418	13.8	10	47/at Utah

PUNT RETURNS

YEAR	G/GS	RET	YD	AVG	TD	LONG/OPPONENT
2021	3/0	0	0	0.0	0	0/0
2022	13/4	0	0	0.0	0	0/0
2023	12/7	13	201	15.5	0	70/at Kansas State
2024	13/13	14	290	20.7	0	73/at Texas Tech
2025	1/1	0	0	0.0	0	0/0
CAREER	42/25	27	491	18.19	0	73/at Texas Tech

CAMERON’S CAREER BESTS

Receptions: 8, vs. Kansas (11/30/24)

Receiving Yards: 125, vs. BYU (9/28/24)

Touchdowns: 3, at Texas Tech (10/19/24)

Longest Reception: 47, at Utah (9/7/24)

Punt Return: 73, at Texas Tech (10/19/24)

CAMERON’S GAME-BY-GAME RECEIVING STATS

DATE	OPPONENT	REC	YDS	AVG	TD	TD YDS
8/29/25	AUBURN	2	54	27.0	0	-
9/6/25	at SMU					
9/13/25	SAMFORD					
9/20/25	ARIZONA STATE					
9/27/25	at Oklahoma State					
10/4/25	KANSAS STATE					
10/18/25	at TCU					
10/25/25	at Cincinnati					
11/1/25	UCF					
11/15/25	UTAH					
11/22/25	at Arizona					
11/29/25	HOUSTON					

DATE	OPPONENT	REC	YDS	AVG	TD	TD YDS
8/31/24	TARLETON	1	14	14.0	0	--
9/7/24	at Utah	2	59	29.5	1	47
9/14/24	AIR FORCE	5	63	12.6	0	--
9/21/24	at Colorado	1	6	6.0	0	--
9/28/24	BYU	7	125	17.9	2	1, 23
10/5/24	at Iowa State	2	10	5.0	1	4
10/19/24	at Texas Tech	6	75	12.5	3	6, 11, 12
10/26/24	OKLAHOMA STATE	1	13	13.0	0	--
11/2/24	TCU	4	59	14.7	0	--
11/16/24	at West Virginia	5	101	20.2	1	42
11/23/24	at Houston	2	16	8.0	0	--
11/30/24	KANSAS	8	102	12.75	1	14
12/31/24	vs. LSU	8	111	13.9	1	21

PLAYERS

DATE	OPPONENT	REC	YDS	AVG	TD	TD YDS
9/2/23	TEXAS STATE	0	0	0.0	0	--
9/9/23	UTAH	0	0	0.0	0	--
9/16/23	LONG ISLAND	1	11	11.0	0	--
9/23/23	TEXAS	2	19	9.5	0	--
9/30/23	at UCF	0	0	0.0	0	--
10/7/23	TEXAS TECH	2	20	10.0	0	--
10/21/23	at Cincinnati	3	46	15.3	0	--
10/28/23	IOWA STATE	0	0	0.0	0	--
11/4/23	HOUSTON	4	42	10.5	0	--
11/11/23	at Kansas State	5	41	8.2	0	--
11/18/23	at TCU	2	14	7.0	0	--
11/25/23	WEST VIRGINIA	2	31	15.5	0	--

DATE	OPPONENT	REC	YDS	AVG	TD	TD YDS
9/3/22	UALBANY	0	0	0.0	0	--
9/10/22	at BYU	1	1	1.0	0	--
9/17/22	TEXAS STATE	1	14	14.0	0	--
9/24/22	at Iowa State	1	10	10.0	0	--
10/1/22	OKLAHOMA STATE	1	19	19.0	0	--
10/13/22	at West Virginia	0	0	0.0	0	--
10/22/22	KANSAS	2	10	5.0	0	--
10/29/22	at Texas Tech	1	5	5.0	0	--
11/5/22	at Oklahoma	5	72	14.4	0	--
11/12/22	KANSAS STATE	6	83	13.8	0	--
11/19/22	TCU	3	68	22.7	0	--
11/25/22	at Texas	4	48	12.0	0	--
12/22/22	vs. Air Force	3	56	18.6	0	--



33  
DJ COLEMAN  
S • 6-1 • 210 • JR. • 2L  
MESQUITE, TEXAS (HORN HS)

COLEMAN CAREER STATISTICS									
DEFENSIVE									
YEAR	G/GS	UT	AT	TT	TFL-YD	QBS-YD	FF/FR	PBU	INT-YD
2023	11/0	11	4	15	0-0	0-0	0/0	2	0-0
2024	12/1	17	11	28	1.5-3	0-0	0/0	3	0-0
2025	1/1	2	1	3	0.0-0	0-0	0/0	0	0-0
CAREER	24/2	28	15	43	1.5-3	0-0	0/0	5	0-0

COLEMAN'S CAREER BESTS  
Tackles: 6, 3x, last vs. LSU (12/31/24)  
Solo Tackles: 5, vs. Utah (9/16/24)  
Tackles-For-Loss: 1.0, vs. Air Force (9/14/24)  
Pass Breakups: 2, vs. LSU (12/31/24)

COLEMAN'S GAME-BY-GAME DEFENSIVE STATS						
DATE	OPPONENT	UT	AT	TT	PD	INT-YDS
8/29/25	AUBURN	2	1	3	0	0-0
9/6/25	at SMU					
9/13/25	SAMFORD					
9/20/25	ARIZONA STATE					
10/4/25	KANSAS STATE					
10/18/25	at TCU					
10/25/25	at Cincinnati					
11/1/25	UCF					
11/15/25	UTAH					
11/22/25	at Arizona					
11/29/25	HOUSTON					

DATE	OPPONENT	UT	AT	TT	PBU	INT-YDS
8/31/24	TARLETON	0	0	0	1	0-0
9/7/24	at Utah	1	1	2	0	0-0
9/14/24	AIR FORCE	2	1	3	0	0-0
9/21/24	at Colorado	3	0	3	0	0-0
9/28/24	BYU	0	1	1	0	0-0
10/5/24	at Iowa State	4	2	6	0	0-0
10/19/24	at Texas Tech	DID NOT PLAY				
10/26/24	OKLAHOMA STATE	3	0	3	0	0-0
11/2/24	TCU	0	1	1	0	0-0
11/16/24	at West Virginia	2	1	3	0	0-0
11/23/24	at Houston	0	1	1	0	0-0
11/30/24	KANSAS	0	0	0	0	0-0
12/31/24	vs. LSU	2	4	6	2	0-0

DATE	OPPONENT	UT	AT	TT	PBU	INT-YDS
9/2/23	TEXAS STATE	DID NOT PLAY				
9/9/23	UTAH	5	1	6	1	0-0
9/16/23	LONG ISLAND	0	0	0	0	0-0
9/23/23	TEXAS	1	0	1	0	0-0
9/30/23	at UCF	2	0	2	1	0-0
10/7/23	TEXAS TECH	1	1	2	0	0-0
10/21/23	at Cincinnati	1	0	1	0	0-0
10/28/23	IOWA STATE	0	0	0	0	0-0
11/4/23	HOUSTON	0	0	0	0	0-0
11/11/23	at Kansas State	1	0	1	0	0-0
11/18/23	at TCU	0	2	2	0	0-0
11/25/23	WEST VIRGINIA	0	0	0	0	0-0



42  
JEREMY EVANS  
LB • 6-1 • 218 • RJR. • 2L  
TENAHA, TEXAS (TENAHA HS)

EVANS CAREER STATISTICS									
DEFENSIVE									
YEAR	G/GS	UT	AT	TT	TFL-YD	QBS-YD	FF/FR	QBH	INT-YD
2022	3/0	0	0	0	0.0-0	0.0-0	0/0	0	0-0
2023	11/1	15	2	17	0.0-0	0.0-0	1/0	0	0-0
2024	8/0	0	0	0	0.0-0	0.0-0	0/0	0	0-0
2025	1/0	0	0	0	0.0-0	0.0-0	0/0	0	0-0
CAREER	23/1	15	2	17	0.0-0	0.0-0	1/0	0	0-0

EVANS' GAME-BY-GAME DEFENSIVE STATS						
DATE	OPPONENT	UT	AT	TT	TFL-YDS	QBS-YDS
8/29/25	AUBURN	0	0	0	0	0-0
9/6/25	at SMU					
9/13/25	SAMFORD					
9/20/25	ARIZONA STATE					
10/4/25	KANSAS STATE					
10/18/25	at TCU					
10/25/25	at Cincinnati					
11/1/25	UCF					
11/15/25	UTAH					
11/22/25	at Arizona					
11/29/25	HOUSTON					

DATE	OPPONENT	UT	AT	TT	TFL-YDS	QBS-YDS
9/2/23	TEXAS STATE	0	0	0	0.0-0	0.0-0
9/9/23	UTAH	0	0	0	0.0-0	0.0-0
9/16/23	LONG ISLAND	4	0	4	0.0-0	0.0-0
9/23/23	TEXAS	1	0	1	0.0-0	0.0-0
9/30/23	at UCF	0	0	0	0.0-0	0.0-0
10/7/23	TEXAS TECH	0	1	1	0.0-0	0.0-0
10/21/23	at Cincinnati	1	1	2	0.0-0	0.0-0
10/28/23	IOWA STATE	1	0	1	0.0-0	0.0-0
11/4/23	HOUSTON	0	0	0	0.0-0	0.0-0
11/11/23	at Kansas State	7	0	7	0.0-0	0.0-0
11/18/23	at TCU	0	1	1	0.0-0	0.0-0
11/25/23	WEST VIRGINIA	DNP				

PLAYERS



50  
MATTHEW FOBBS-WHITE  
OLB • 6-3 • 235 • JR. • TR  
MONROE, LA. (NEVILLE HS / TULANE)

FOBBS-WHITE CAREER STATISTICS									
DEFENSIVE									
YEAR	G/GS	UT	AT	TT	TFL-YD	QBS-YD	FF/FR	QBH	INT-YD
2023*	7/0	3	0	3	2.0-10	1.0-6	2/0		0-0
2024*	13/6	13	8	21	7.5-35	4.0-29	1/0		0-0
2025	1/0	1	0	1	0.0-0	0.0-0	0/0	0	0-0
CAREER	21/6	16	8	24	9.5-45	5.0-35	3/0	0	0-0

FOBBS-WHITE'S CAREER BESTS  
Tackles: 4, twice, last vs. Memphis (11/28/24)  
Solo Tackles: 2, 3x, last vs. Memphis (11/28/24)  
Tackles-For-Loss: 1.5, at UAB (10/5/24)  
Sacks: 1.0, 5x, last at Navy (11/16/24)

FOBBS-WHITE'S GAME-BY-GAME DEFENSIVE STATS							
DATE	OPPONENT	UT	AT	TT	TFL-YDS	QBS-YDS	
8/29/25	AUBURN	1	0	1	0.0-0	0.0-0	
9/6/25	at SMU						
9/13/25	SAMFORD						
9/20/25	ARIZONA STATE						
9/27/25	at Oklahoma State						
10/4/25	KANSAS STATE						
10/18/25	at TCU						
10/25/25	at Cincinnati						
11/1/25	UCF						
11/15/25	UTAH						
11/22/25	at Arizona						
11/29/25	HOUSTON						



91  
ADONIS FRILOUX  
DL • 6-2 • 346 • 5SR. • TR  
AMA, LA. (HAHNVILLE HS / TULANE)

FRILOUX CAREER STATISTICS									
DEFENSIVE									
YEAR	G/GS	UT	AT	TT	TFL-YD	QBS-YD	FF/FR	QBH	INT-YD
2020*	10/1	11	8	19	3.5-16	2.5-15	0/0	1	0-0
2021*	8/0	10	13	23	1.0-4	1.0-1	0/0	0	0-0
2022*		did not play							
2023*	5/0	3	4	7	0.0-0	0.0-0	0/0	0	0-0
2024*	14/0	7	6	13	2.0-11	1.0-8	0/0	0	1--2
2025	1/0	0	0	0	0.0-0	0.0-0	0/0	0	0-0
CAREER	38/1	31	31	62	6.5-31	1.0-8	0/0	1	1--2

\* at Tulane

FRILOUX'S GAME-BY-GAME DEFENSIVE STATS

DATE	OPPONENT	UT	AT	TT	TFL-YDS	QBS-YDS
8/29/25	AUBURN	0	0	0	0.0-0	0.0-0
9/6/25	at SMU					
9/13/25	SAMFORD					
9/20/25	ARIZONA STATE					
9/27/25	at Oklahoma State					
10/4/25	KANSAS STATE					
10/18/25	at TCU					
10/25/25	at Cincinnati					
11/1/25	UCF					
11/15/25	UTAH					
11/22/25	at Arizona					
11/29/25	HOUSTON					



69  
SIDNEY FUGAR  
OL • 6-5 • 343 • RSR. • 1L  
WALDORF, MD. (ST. THOMAS MORE /  
WESTERN ILLINOIS / SOUTH CAROLINA)

• Preseason Fourth-Team All-Big 12 (Phil Steele)

FUGAR CAREER STATISTICS	
OFFENSIVE	
YEAR	G/GS
2022*	9/9
2023^	10/4
2024	13/8
2025	1/1
CAREER	33/22

\* at Western Illinois; ^ at South Carolina



6  
ASHTYN HAWKINS  
WR • 5-10 • 168 • 6SR. • 1L  
DeSOTO, TEXAS (DeSOTO HS / CISCO CC / TEXAS STATE)

A. HAWKINS' CAREER STATISTICS						
RECEIVING						
YEAR	G/GS	REC	YD	AVG	TD	LP/OPPONENT
2021*	12/2	30	284	9.5	1	28/at Georgia State
2022*	9/5	56	587	10.5	7	74/Southern Miss
2023*	13/13	55	874	15.9	3	48/vs. South Alabama
2024	13/10	45	567	12.6	5	35/vs. Air Force
2025	1/1	4	70	17.5	0	36/vs. Auburn
CAREER	48/31	190	2,382	12.5	16	74/vs. Southern Miss

\* at Texas State

HAWKINS'S BAYLOR CAREER BESTS  
Receptions: 7, at West Virginia (11/16/24)  
Receiving Yards: 81, vs. Air Force (9/14/24)  
Touchdowns: 1, 5x, last vs. LSU (12/31/24)  
Longest Reception: 35, twice, last vs. LSU (12/31/24)

PLAYERS

HAWKINS' GAME-BY-GAME RECEIVING STATS

DATE	OPPONENT	REC	YDS	AVG	TD	TD YDS
8/29/25	AUBURN	4	70	17.5	0	--
9/6/25	at SMU					
9/13/25	SAMFORD					
9/20/25	ARIZONA STATE					
9/27/25	at Oklahoma State					
10/4/25	KANSAS STATE					
10/18/25	at TCU					
10/25/25	at Cincinnati					
11/1/25	UCF					
11/15/25	UTAH					
11/22/25	at Arizona					
11/29/25	HOUSTON					

DATE	OPPONENT	REC	YDS	AVG	TD	TD YDS
8/31/24	TARLETON	2	37	18.5	1	32
9/7/24	at Utah	0	0	0.0	0	N/A
9/14/24	AIR FORCE	4	81	20.3	0	N/A
9/21/24	at Colorado	0	0	0.0	0	N/A
9/28/24	BYU	5	74	14.8	1	15
10/5/24	at Iowa State	3	11	3.66	0	N/A
10/19/24	at Texas Tech	6	69	11.5	0	N/A
10/26/24	OKLAHOMA STATE	4	74	18.5	1	33
11/2/24	TCU	3	36	12.0	0	N/A
11/16/24	at West Virginia	7	52	7.43	1	N/A
11/23/24	at Houston	6	65	10.8	1	23
11/30/24	KANSAS	1	13	13.0	0	N/A
12/31/24	vs. LSU	4	55	13.8	1	35



96  
CONNOR HAWKINS  
K • 6-2 • 199 • RFR. • RS  
AUSTIN, TEXAS (LIBERTY HS)

HAWKINS CAREER STATISTICS

PLACE-KICKING/FIELD GOALS							
YEAR	G	PAT-A	PCT	FG-A	PCT	TP	LONG FG
2024	1	5-5	100.0	0-1	.000	5	-
2025	1	3-3	100.0	1-1	1.00	6	36/vs. Auburn
CAREER	2	8-8	100.0	1-2	.500	11	36/vs. Auburn



31  
PHOENIX JACKSON  
LB • 6-0 • 223 • RSR. • TR  
MODESTO, CALIF. (CENTRAL CATHOLIC HS / FRESNO STATE)

JACKSON CAREER STATISTICS

DEFENSIVE									
YEAR	G/GS	UT	AT	TT	TFL-YD	QBS-YD	FF/FR	QBH	INT-YD
2022*	14/0	10	8	18	0.0-0	0.0-0	0/0	0	0-0
2023*	13/0	21	12	33	2.5-8	1.0-1	0/0	1	1-6
2024*	11/0	29	19	48	6.5-43	4.0-36	1/0	5	2-89
2025	1/0	2	4	6	0.0-0	0.0-0	0/0	0	0-0
CAREER	39/0	62	43	105	9.0-51	5.0-37	1/0	5	3-95

\* at Fresno State

JACKSON'S CAREER BESTS

Tackles: 10, at Utah State (10/13/23)  
Solo Tackles: 5, at Utah State (10/13/23)  
Tackles-For-Loss: 2.0, 3x, last vs. Hawaii (11/2/24)  
Sacks: 2.0, at Washington State (10/12/24)

JACKSON'S GAME-BY-GAME DEFENSIVE STATS

DATE	OPPONENT	UT	AT	TT	TFL-YDS	QBS-YDS
8/29/25	AUBURN	2	4	6	0.0-0	0.0-0
9/6/25	at SMU					
9/13/25	SAMFORD					
9/20/25	ARIZONA STATE					
9/27/25	at Oklahoma State					
10/4/25	KANSAS STATE					
10/18/25	at TCU					
10/25/25	at Cincinnati					
11/1/25	UCF					
11/15/25	UTAH					
11/22/25	at Arizona					
11/29/25	HOUSTON					



8  
CADEN JENKINS  
CB • 6-1 • 178 • JR. • 2L  
LEWISVILLE, TEXAS (LEWISVILLE HS)

• Preseason Fourth-Team All-Big 12 (Phil Steele)

CADEN JENKINS CAREER STATISTICS

DEFENSIVE									
YEAR	G/GS	UT	AT	TT	TFL-YD	QBS-YD	FF/FR	PBU	INT-YD
2023	12/7	25	12	37	1.0-5	0.0-0	0/2	3	3-11
2024	11/11	19	5	24	0.0-0	0.0-0	0/0	5	1-9
2025	1/0	1	0	1	0.0-0	0.0-0	0/0	1	0-0
CAREER	24/18	45	17	62	1.0-5	0.0-0	0/2	9	4-20

JENKINS' CAREER BESTS

Tackles: 7, 2x, at Texas Tech (10/19/24)  
Solo Tackles: 6, 2x, at Texas Tech (10/19/24)  
Tackles-For-Loss: 1.0, vs. Texas (9/23/23)  
Interceptions: 1, 4x, last at Texas Tech (10/19/24)  
Fumble Recoveries: 1, 2x, last at TCU (11/18/23)  
Pass Breakups: 2, vs. Kansas (11/30/24)

PLAYERS

JENKINS' GAME-BY-GAME DEFENSIVE STATS

DATE	OPPONENT	UT	AT	TT	PD	INT-YDS
8/29/25	AUBURN	1	0	1	1	0-0
9/6/25	at SMU					
9/13/25	SAMFORD					
9/20/25	ARIZONA STATE					
10/4/25	KANSAS STATE					
10/18/25	at TCU					
10/25/25	at Cincinnati					
11/1/25	UCF					
11/15/25	UTAH					
11/22/25	at Arizona					
11/29/25	HOUSTON					

DATE	OPPONENT	UT	AT	TT	PD	INT-YDS
8/31/24	TARLETON	1	0	1	0	0-0
9/7/24	at Utah	1	0	1	0	0-0
9/14/24	AIR FORCE	1	1	2	0	0-0
9/21/24	at Colorado	2	0	2	0	0-0
9/28/24	BYU			DNP		
10/5/24	at Iowa State			DNP		
10/19/24	at Texas Tech	6	1	7	1	1-9
10/26/24	OKLAHOMA STATE	3	2	5	0	0-0
11/2/24	TCU	2	0	2	0	0-0
11/16/24	at West Virginia	1	0	1	1	0-0
11/23/24	at Houston	0	0	0	0	0-0
11/30/24	KANSAS	1	0	1	2	0-0
12/31/24	vs. LSU	2	1	3	1	0-0

DATE	OPPONENT	UT	AT	TT	PD	INT-YDS
9/2/23	TEXAS STATE	1	1	2	1	0-0
9/9/23	UTAH	0	2	2	1	0-0
9/16/23	LONG ISLAND	0	0	0	0	0-0
9/23/23	TEXAS	6	1	7	0	0-0
9/30/23	at UCF	2	0	2	0	1-5
10/7/23	TEXAS TECH	0	1	1	0	1-0
10/21/23	at Cincinnati	0	1	1	0	0-0
10/28/23	IOWA STATE	1	1	2	0	0-0
11/4/23	HOUSTON	4	1	5	0	1-6
11/11/23	at Kansas State	4	0	4	1	0-0
11/18/23	at TCU	3	3	6	0	0-0
11/25/23	WEST VIRGINIA	3	1	4	0	0-0



12  
KELSEY JOHNSON  
TE • 6-3 • 248 • RJR. • 2L  
RED OAK, TEXAS (RED OAK HS)

K. JOHNSON CAREER STATISTICS

RECEIVING						
YEAR	G/GS	REC	YD	AVG	TD	LP/OPPONENT
2022	10/4	9	61	6.8	1	14/vs. Air Force (TD)
2023	12/4	11	80	7.3	0	21/vs. Long Island
2024	4/3	0	0	0.0	0	0/0
2025	1/0	0	0	0.0	0	0/0
CAREER	27/11	20	141	7.1	1	21/vs. Long Island

JOHNSON CAREER BESTS  
Receptions: 3, vs. TCU (11/19/22)  
Receiving Yards: 30, vs. TCU (11/19/22)  
Touchdowns: 1, vs. TCU (11/19/22)  
Longest Reception: 21, vs. Long Island (9/16/23)

K. JOHNSON'S GAME-BY-GAME RECEIVING STATS

DATE	OPPONENT	REC	YDS	AVG	TD	TD YDS
8/29/25	AUBURN	0	0	0.0	0	--
9/6/25	at SMU					
9/13/25	SAMFORD					
9/20/25	ARIZONA STATE					
9/27/25	at Oklahoma State					
10/4/25	KANSAS STATE					
10/18/25	at TCU					
10/25/25	at Cincinnati					
11/1/25	UCF					
11/15/25	UTAH					
11/22/25	at Arizona					
11/29/25	HOUSTON					

DATE	OPPONENT	REC	YDS	AVG	TD	TD YDS
9/2/23	TEXAS STATE	0	0	0.0	0	--
9/9/23	UTAH	0	0	0.0	0	--
9/16/23	LONG ISLAND	2	28	14.0	0	--
9/23/23	TEXAS	2	18	9.0	0	--
9/30/23	at UCF	0	0	0.0	0	--
10/7/23	TEXAS TECH	0	0	0.0	0	--
10/21/23	at Cincinnati	2	17	8.5	0	--
10/28/23	IOWA STATE	2	5	2.5	0	--
11/4/23	HOUSTON	1	1	1.0	0	--
11/11/23	at Kansas State	1	10	10.0	0	--
11/18/23	at TCU	0	0	0.0	0	--
11/25/23	WEST VIRGINIA	1	1	1.0	0	--

DATE	OPPONENT	REC	YDS	AVG	TD	TD YDS
9/3/22	UALBANY	0	0	0.0	0	--
9/10/22	at BYU	0	0	0.0	0	--
9/17/22	TEXAS STATE	2	9	4.5	0	--
9/24/22	at Iowa State	0	0	0.0	0	--
10/1/22	OKLAHOMA STATE			DNP		
10/13/22	at West Virginia			DNP		
10/22/22	KANSAS			DNP		
10/29/22	at Texas Tech	0	0	0.0	0	--
11/5/22	at Oklahoma	1	0	0.0	0	--
11/12/22	KANSAS STATE	0	0	0.0	0	--
11/19/22	TCU	3	30	10.0	1	12
11/25/22	at Texas	1	2	2.0	0	--
12/22/22	vs. Air Force	2	20	10.0	0	14



40  
KYLER JORDAN  
OLB • 6-2 • 255 • RJR. • 2L  
LUBBOCK, TEXAS (COOPER HS)

JORDAN CAREER STATISTICS

DEFENSIVE										
YEAR	G/GS	UT	AT	TT	TFL-YD	QBS-YD	FF/FR	QBH	INT-YD	
2022	3/0	0	1	1	0.0-0	0.0-0	0/0	0	0-0	
2023	12/6	6	6	12	0.5-1	0.0-0	0/0	0	1-3	
2024	13/2	11	8	19	2.0-6	0.0-0	0/0	1	0-0	
2025	1/0	0	0	0	0.0-0	0.0-0	0/0	0	0-0	
CAREER	28/8	17	15	32	2.5-7	0.0-0	0/0	1	1-3	

JORDAN'S CAREER BESTS  
Tackles: 4, 3x, last at Texas Tech (10/19/24)  
Solo Tackles: 2, 5x, last at Houston (11/23/24)  
Tackles-For-Loss: 1.0, twice, last vs. Kansas (11/30/24)  
Interceptions: 1, vs. Utah (9/9/23)



PLAYERS

JORDAN'S GAME-BY-GAME DEFENSIVE STATS

DATE	OPPONENT	UT	AT	TT	TFL-YDS	QBS-YDS
8/29/25	AUBURN					
9/6/25	at SMU					
9/13/25	SAMFORD					
9/20/25	ARIZONA STATE					
9/27/25	at Oklahoma State					
10/4/25	KANSAS STATE					
10/18/25	at TCU					
10/25/25	at Cincinnati					
11/1/25	UCF					
11/15/25	UTAH					
11/22/25	at Arizona					
11/29/25	HOUSTON					

DATE	OPPONENT	UT	AT	TT	TFL-YDS	QBS-YDS
8/31/24	TARLETON STATE	0	1	1	0.0-0	0-0-0
9/7/24	at Utah	0	0	0	0.0-0	0.0-0
9/14/24	AIR FORCE	0	0	0	0.0-0	0.0-0
9/21/24	at Colorado	0	2	2	0.0-0	0.0-0
9/28/24	BYU	2	2	4	0.0-0	0.0-0
10/5/24	at Iowa State	1	0	1	0.0-0	0.0-0
10/19/24	at Texas Tech	2	2	4	0.0-0	0.0-0
10/26/24	OKLAHOMA STATE	0	0	0	0.0-0	0.0-0
11/2/24	TCU	1	0	1	0.0-0	0.0-0
11/16/24	at WEST VIRGINIA	2	1	3	1.0-2	0.0-0
11/23/24	at Houston	2	0	2	0.0-0	0.0-0
11/30/24	KANSAS	1	0	1	1.0-4	0.0-0
12/31/24	vs. LSU	0	0	0	0.0-0	0.0-0

DATE	OPPONENT	UT	AT	TT	TFL-YDS	QBS-YDS
9/2/23	TEXAS STATE	0	1	1	0.0-0	0.0-0
9/9/23	UTAH	1	3	4	0.5-1	0.0-0
9/16/23	LONG ISLAND	2	0	2	0.0-0	0.0-0
9/23/23	TEXAS	1	0	1	0.0-0	0.0-0
9/30/23	at UCF	0	1	1	0.0-0	0.0-0
10/7/23	TEXAS TECH	0	0	0	0.0-0	0.0-0
10/21/23	at Cincinnati	1	1	2	0.0-0	0.0-0
10/28/23	IOWA STATE	1	0	1	0.0-0	0.0-0
11/4/23	HOUSTON	0	0	0	0.0-0	0.0-0
11/11/23	at Kansas State	0	0	0	0.0-0	0.0-0
11/18/23	at TCU	0	0	0	0.0-0	0.0-0
11/25/23	WEST VIRGINIA	0	0	0	0.0-0	0.0-0



93

DK KALU

DL • 6-4 • 309 • RSQ. • 1L  
MISSOURI CITY, TEXAS (RIDGE POINT HS)

KALU CAREER STATISTICS

DEFENSIVE	YEAR	G/GS	UT	AT	TT	TFL-YD	QBS-YD	FF/FR	QBH	INT-YD
	2024	3/1	1	0	1	0.0-0	0.0-0	0/0	0	0-0
	2025	1/1	1	0	1	0.0-0	0.0-0	0/0	0	0-0
	CAREER	4/2	2	0	2	0.0-0	0.0-0	0/0	0	0-0

KALU'S GAME-BY-GAME DEFENSIVE STATS

DATE	OPPONENT	UT	AT	TT	TFL-YDS	QBS-YDS
8/29/25	AUBURN	1	0	1	0.0-0	0.0-0
9/6/25	at SMU					
9/13/25	SAMFORD					
9/20/25	ARIZONA STATE					
9/27/25	at Oklahoma State					
10/4/25	KANSAS STATE					
10/18/25	at TCU					
10/25/25	at Cincinnati					
11/1/25	UCF					
11/15/25	UTAH					
11/22/25	at Arizona					
11/29/25	HOUSTON					



22

CADEN KNIGHTEN

RB • 5-11 • 212 • FR. • HS  
PAULS VALLEY, OKLA. (PAULS VALLEY HS)

KNIGHTEN CAREER STATISTICS

RUSHING	YEAR	G/GS	ATT	YD	AVG	TD	LR/OPPONENT
	2025	1/0	6	29	4.8	0	17/vs. Auburn
RECEIVING	YEAR	G/GS	REC	YD	AVG	TD	LP/OPPONENT
	2025	1/0	1	4	4.0	1	4/vs. Auburn

KNIGHTEN'S GAME-BY-GAME RUSHING STATS

DATE	OPPONENT	ATT	YDS	AVG	TD	TD YDS
8/29/25	AUBURN	6	29	4.8	0	..
9/6/25	at SMU					
9/13/25	SAMFORD					
9/20/25	ARIZONA STATE					
9/27/25	at Oklahoma State					
10/4/25	KANSAS STATE					
10/18/25	at TCU					
10/25/25	at Cincinnati					
11/1/25	UCF					
11/15/25	UTAH					
11/22/25	at Arizona					
11/29/25	HOUSTON					

KNIGHTEN'S GAME-BY-GAME RECEIVING STATS

DATE	OPPONENT	REC	YDS	AVG	TD	TD YDS
8/29/25	AUBURN	1	4	4.0	1	4
9/6/25	at SMU					
9/13/25	SAMFORD					
9/20/25	ARIZONA STATE					
9/27/25	at Oklahoma State					
10/4/25	KANSAS STATE					
10/18/25	at TCU					
10/25/25	at Cincinnati					
11/1/25	UCF					
11/15/25	UTAH					
11/22/25	at Arizona					
11/29/25	HOUSTON					

PLAYERS



9  
COOPER LANZ  
DL • 6-4 • 286 • RSR. • 3L  
DENTON, TEXAS (GUYER HS)

LANZ CAREER STATISTICS									
DEFENSIVE									
YEAR	G/GS	UT	AT	TT	TFL-YD	QBS-YD	FF/FR	QBH	INT-YD
2022	12/0	5	0	5	0.0-0	0.0-0	0/0	0	0-0
2023	11/11	18	16	34	3.0-25	1.0-4	2/0	0	0-0
2024	10/2	7	8	15	1.0-8	1.0-8	0/0	2	0-0
2025	1/1	2	2	4	0.0-0	0.0-0	0/0	0	0-0
CAREER	34/14	32	26	58	4.0-33	2.0-12	2/0	2	0-0

LANZ'S CAREER BESTS  
Tackles: 6, vs. Utah (9/9/23)  
Solo Tackles: 3, 2x, last at Kansas State (11/11/23)  
Tackles-For-Loss: 1.5, at UCF (9/30/23)  
Sacks: 1.0, 2x, last vs. TCU (11/2/24)  
Forced Fumbles: 1, 2x, last at TCU (11/18/23)  
Blocked Kicks: 1 (FG), at UCF (9/30/23)

LANZ'S GAME-BY-GAME DEFENSIVE STATS						
DATE	OPPONENT	UT	AT	TT	TFL-YDS	QBS-YDS
8/29/25	AUBURN	2	2	4	0.0-0	0.0-0
9/6/25	at SMU					
9/13/25	SAMFORD					
9/20/25	ARIZONA STATE					
9/27/25	at Oklahoma State					
10/4/25	KANSAS STATE					
10/18/25	at TCU					
10/25/25	at Cincinnati					
11/1/25	UCF					
11/15/25	UTAH					
11/22/25	at Arizona					
11/29/25	HOUSTON					

DATE	OPPONENT	UT	AT	TT	TFL-YDS	QBS-YDS
8/31/24	TARLETON	1	2	3	0.0-0	0.0-0
9/7/24	at Utah	0	1	1	0.0-0	0.0-0
9/14/24	AIR FORCE			DNP		
9/21/24	at Colorado			DNP		
9/28/24	BYU	1	0	1	0.0-0	0.0-0
10/5/24	at Iowa State	0	3	3	0.0-0	0.0-0
10/19/24	at Texas Tech	1	1	2	0.0-0	0.0-0
10/26/24	OKLAHOMA STATE	1	0	1	0.0-0	0.0-0
11/2/24	TCU	2	1	3	1.0-8	1.0-8
11/16/24	at West Virginia	1	0	1	0.0-0	0.0-0
11/23/24	at Houston	0	1	1	0.0-0	0.0-0
11/30/24	KANSAS	0	0	0	0.0-0	0.0-0
12/31/24	vs. LSU	0	0	0	0.0-0	0.0-0

DATE	OPPONENT	UT	AT	TT	TFL-YDS	QBS-YDS
9/2/23	TEXAS STATE	2	0	2	0.0-0	0.0-0
9/9/23	UTAH	3	3	6	0.0-0	0.0-0
9/16/23	LONG ISLAND	0	0	0	0.0-0	0.0-0
9/23/23	TEXAS	2	2	4	0.5-1	0.0-0
9/30/23	at UCF	2	3	5	1.5-5	1.0-4
10/7/23	TEXAS TECH	1	2	3	0.0-0	0.0-0
10/21/23	at Cincinnati	0	2	2	0.0-0	0.0-0
10/28/23	IOWA STATE	2	1	3	0.0-0	0.0-0
11/4/23	HOUSTON			DNP		
11/11/23	at Kansas State	3	0	3	0.0-0	0.0-0
11/18/23	at TCU	1	1	2	1.0-19	0.0-0
11/25/23	WEST VIRGINIA	2	2	4	0.0-0	0.0-0



62  
RYAN LENGYEL  
OL • 6-6 • 312 • RSR. • 2L  
DALLAS, TEXAS (JESUIT PREP)

• Preseason Fourth-Team All-Big 12 (Phil Steele)

LENGYEL CAREER STATISTICS	
OFFENSIVE	
YEAR	G/GS
2022	1/0
2023	5/0
2024	13/13
2025	1/1
CAREER	20/14



0  
JACKIE MARSHALL  
DL • 6-3 • 306 • RSR. • 2L  
LAPLACE, LA. (EAST ST. JOHN HS)

• Preseason Second-Team All-Big 12 (Athlon)  
• Preseason Second-Team All-Texas (DCTF)  
• Preseason Third-Team All-Big 12 (Phil Steele)

MARSHALL'S CAREER STATISTICS									
DEFENSIVE									
YEAR	G/GS	UT	AT	TT	TFL-YD	QBS-YD	FF/FR	QBH	INT-YD
2022	12/1	15	7	22	2.0-7	0.0-0	1/1	2	0-0
2024	13/13	22	20	39	6.5-25	3.0-20	1/0	4	0-0
2025	1/1	0	0	0	0.0-0	0.0-0	0/0	0	0-0
CAREER	26/15	37	27	64	8.5-32	3.0-20	2/1	6	0-0

MARSHALL'S CAREER BESTS  
Tackles: 7, vs. Tarleton (08/31/24)  
Solo Tackles: 4, vs. Tarleton (08/31/24)  
Tackles-For-Loss: 1.0, 5x, last vs. Kansas (11/30/24)  
QB Hurries: 2, at Texas Tech (10/29/22)  
Forced Fumbles: 1, 2x, last vs. Air Force (9/14/24)  
Fumble Recoveries: 1, vs. Kansas (10/22/22)  
Sacks: 1.0, 3x, last at WVU (11/16/24)

MARSHALL'S GAME-BY-GAME DEFENSIVE STATS						
DATE	OPPONENT	UT	AT	TT	TFL-YDS	QBS-YDS
8/29/25	AUBURN	0	0	0	0.0-0	0.0-0
9/6/25	at SMU					
9/13/25	SAMFORD					
9/20/25	ARIZONA STATE					
9/27/25	at Oklahoma State					
10/4/25	KANSAS STATE					
10/18/25	at TCU					
10/25/25	at Cincinnati					
11/1/25	UCF					
11/15/25	UTAH					
11/22/25	at Arizona					
11/29/25	HOUSTON					

PLAYERS

DATE	OPPONENT	UT	AT	TT	TFL-YDS	QBS-YDS
8/31/24	TARLETON	4	3	7	0.5-1	0.0-0
9/7/24	at Utah	2	2	4	1.0-11	1.0-11
9/14/24	AIR FORCE	3	2	5	0.0-0	0.0-0
9/21/24	at Colorado	2	1	3	0.0-0	0.0-0
9/28/24	BYU	2	0	2	0.0-0	0.0-0
10/5/24	at Iowa State	0	4	4	0.5-1	0.0-0
10/19/24	at Texas Tech	0	1	1	0.0-0	0.0-0
10/26/24	OKLAHOMA STATE	1	0	1	0.0-0	0.0-0
11/2/24	TCU	2	1	3	1.0-1	0.0-0
11/16/24	at West Virginia	3	2	5	1.0-7	1.0-7
11/23/24	at Houston	0	1	1	0.0-0	0.0-0
11/30/24	KANSAS	2	1	3	1.0-2	0.0-0
12/31/24	vs. LSU	1	2	3	0.0-0	0.0-0

DATE	OPPONENT	UT	AT	TT	TFL-YDS	QBS-YDS
9/3/22	UALBANY	0	0	0	0.0-0	0.0-0
9/10/22	at BYU			DNP		
9/17/22	TEXAS STATE	2	0	2	0.0-0	0.0-0
9/24/22	at Iowa State	0	0	0	0.0-0	0.0-0
10/1/22	OKLAHOMA STATE	1	1	2	0.0-0	0.0-0
10/13/22	at West Virginia	1	0	1	0.0-0	0.0-0
10/22/22	KANSAS	1	0	1	0.0-0	0.0-0
10/29/22	at Texas Tech	2	0	2	1.0-2	0.0-0
11/5/22	at Oklahoma	1	2	3	0.0-0	0.0-0
11/12/22	KANSAS STATE	3	1	4	0.0-0	0.0-0
11/19/22	TCU	2	1	3	0.0-0	0.0-0
11/25/22	at Texas	1	2	3	0.0-0	0.0-0
12/2/22	vs. Air Force	1	0	1	1.0-5	0.0-0



16  
KOBE PRENTICE

WR • 5-11 • 190 • SR. • TR  
CALERA, ALA. (CALERA HS / ALABAMA)

PRENTICE CAREER STATISTICS

RECEIVING

YEAR	G/GS	REC	YD	AVG	TD	LP/OPPONENT
2022*	13/3	31	337	10.9	2	47/vs. Kansas State
2023*	13/0	18	314	17.4	2	79/vs. Arkansas
2024*	10/0	11	129	11.7	1	20/vs. South Florida
2025	1/0	2	38	19.0	1	33/vs. Auburn
CAREER	37/3	62	818	13.2	6	79/vs. Arkansas

PRENTICE'S GAME-BY-GAME RECEIVING STATS

DATE	OPPONENT	REC	YDS	AVG	TD	TD YDS
8/29/25	AUBURN	2	38	19.0	1	33
9/6/25	at SMU					
9/13/25	SAMFORD					
9/20/25	ARIZONA STATE					
9/27/25	at Oklahoma State					
10/4/25	KANSAS STATE					
10/18/25	at TCU					
10/25/25	at Cincinnati					
11/1/25	UCF					
11/15/25	UTAH					
11/22/25	at Arizona					
11/29/25	HOUSTON					



72  
COLETON PRICE

OL • 6-3 • 318 • RJR. • 2L  
BOWIE, TEXAS (BOWIE HS)

- Rimington Trophy Watch List
- Preseason Fourth-Team All-Big 12 (Athlon)

PRICE CAREER STATISTICS

OFFENSIVE

YEAR	G/GS
2023	8/6
2024	13/13
2025	1/1
CAREER	22/20



38  
JACOB REDDING

S • 6-1 • 196 • RSO. • 1L  
NEW BRAUNFELS, TEXAS (NEW BRAUNFELS HS)

REDDING CAREER STATISTICS

DEFENSIVE

YEAR	G/GS	UT	AT	TT	TFL-YD	QBS-YD	FF/FR	PBU	INT-YD
2023	3/0	0	0	0	0.0-0	0.0-0	0/0	0	0-0
2024	13/0	6	6	12	0.0-0	0.0-0	0/0	0	0-0
2025	1/0	6	0	6	0.0-0	0.0-0	0/0	0	0-0
CAREER	17/0	12	6	18	0.0-0	0.0-0	0/0	0	0-0

REDDING'S GAME-BY-GAME DEFENSIVE STATS

DATE	OPPONENT	UT	AT	TT	PD	INT-YDS
8/29/25	AUBURN	6	0	6	0	0-0
9/6/25	at SMU					
9/13/25	SAMFORD					
9/20/25	ARIZONA STATE					
10/4/25	KANSAS STATE					
10/18/25	at TCU					
10/25/25	at Cincinnati					
11/1/25	UCF					
11/15/25	UTAH					
11/22/25	at Arizona					
11/29/25	HOUSTON					

PLAYERS



45  
KYLAND REED

LB • 6-1 • 218 • SO. • 1L  
ARLINGTON, TEXAS (MANSFIELD SUMMIT HS)

REED CAREER STATISTICS									
DEFENSIVE									
YEAR	G/GS	UT	AT	TT	TFL-YD	QBS-YD	FF/FR	QBH	INT-YD
2024	9/0	0	1	1	0.0-0	0.0-0	0/0	0	0-0
2025	1/1	2	0	2	0.0-0	0.0-0	0/0	0	0-0
CAREER	10/1	2	1	3	0.0-0	0.0-0	0/0	0	0-0

REED'S GAME-BY-GAME DEFENSIVE STATS						
DATE	OPPONENT	UT	AT	TT	TFL-YDS	QBS-YDS
8/29/25	AUBURN	2	0	2	0.0-0	0.0-0
9/6/25	at SMU					
9/13/25	SAMFORD					
9/20/25	ARIZONA STATE					
9/27/25	at Oklahoma State					
10/4/25	KANSAS STATE					
10/18/25	at TCU					
10/25/25	at Cincinnati					
11/1/25	UCF					
11/15/25	UTAH					
11/22/25	at Arizona					
11/29/25	HOUSTON					



13  
SAWYER ROBERTSON

QB • 6-4 • 220 • RSR. • 2L  
LUBBOCK, TEXAS (CORONADO HS / MISS. STATE)

- Davey O'Brien Award Watch List
- Manning Award Watch List
- Maxwell Award Watch List
- Wuerffel Trophy Watch List
- Preseason First-Team All-Big 12 (Phil Steele)
- Preseason Second-Team All-Texas (DCTF)
- Preseason Third-Team All-Big 12 (Athlon)

ROBERTSON CAREER STATISTICS									
PASSING									
YEAR	G/GS	CMP	ATT	PCT	YDS	TD	INT	LP/OPPONENT	
2021*	1/0	0	0	0.0	0	0	0	N/A	
2022*	5/0	6	11	54.5	23	0	1		
2023	6/3	66	117	56.0	864	2	4	55/vs. Texas	
2024	12/11	229	368	62.2	3,071	28	8	53/vs. Oklahoma State	
2025	1/1	27	48	56.3	419	3	0	57/vs. Auburn	
CAREER	24/15	328	544	60.4	4,377	33	13	57/vs. Auburn	
BU CAREER	19/15	322	533	60.4	4,354	33	13	57/vs. Auburn	

RUSHING							
YEAR	G/GS	ATT	YD	AVG/A	TD	LR/OPPONENT	
2021*	1/0	0	0	0.0	0	N/A	
2022*	5/0	2	0	0.0	0	8	
2023	6/3	35	69	2.0	1	31/vs. Texas State	
2024	12/11	63	230	3.7	4	45/at Colorado	
2025	1/1	4	-19	-4.8	0	0/vs. Auburn	
CAREER	24/15	104	280	2.7	5	45/at Colorado	
BU CAREER	19/15	102	280	2.7	5	45/at Colorado	

\* at Mississippi State

ROBERTSON'S CAREER BESTS

PASSING  
Attempts: 51, vs. LSU (12/31/24)  
Completions: 30, vs. LSU (12/31/24)  
Yards: 445, vs. LSU (12/31/24)  
Touchdowns: 5, at Texas Tech (10/19/24)  
Longest Pass: 57, vs. Auburn (8/20/25)  
200-Yard Games: 2025 Season (1); Career (10); Last: 445, vs. LSU (12/31/24)  
300-Yard Games: 2025 Season (1); Career (5); Last: 445, vs. LSU (12/31/24)

RUSHING  
Attempts: 12, vs. BYU (9/28/24)  
Yards: 82, at Colorado (9/21/24)  
Touchdowns: 1, 5x, vs. Oklahoma State (10/26/24)  
Longest Rush: 45, at Colorado (9/21/24)

PLAYERS

ROBERTSON'S GAME-BY-GAME PASSING STATS

DATE	OPPONENT	CMP	ATT	YDS	TD	INT	TD Passes
8/29/25	AUBURN	27	48	419	3	0	33, 4, 4
9/6/25	at SMU						
9/13/25	SAMFORD						
9/20/25	ARIZONA STATE						
9/27/25	at Oklahoma State						
10/4/25	KANSAS STATE						
10/18/25	at TCU						
10/25/25	at Cincinnati						
11/1/25	UCF						
11/15/25	UTAH						
11/22/25	at Arizona						
11/29/25	HOUSTON						

DATE	OPPONENT	CMP	ATT	YDS	TD	INT	TD Passes
8/31/24	TARLETON	3	5	67	1	0	30
9/7/24	at Utah			DNP			
9/14/24	AIR FORCE	18	24	248	0	0	0
9/21/24	at Colorado	11	21	148	2	0	30, 45
9/28/24	BYU	27	48	324	3	2	1, 15, 23
10/5/24	at Iowa State	25	44	258	3	1	4, 8, 25
10/19/24	at Texas Tech	21	32	274	5	0	6, 11, 35, 24, 12
10/26/24	OKLAHOMA STATE	11	19	222	3	1	12, 1, 33
11/2/24	TCU	19	34	242	0	0	0
11/16/24	at West Virginia	26	36	329	3	0	22, 43, 40
11/23/24	at Houston	15	23	204	2	3	5, 13
11/30/24	KANSAS	23	31	310	4	0	36, 39, 14, 20
12/31/24	vs. LSU	30	51	445	2	1	21, 4

DATE	OPPONENT	CMP	ATT	YDS	TD	INT	TD Passes
9/2/23	TEXAS STATE	6	12	113	0	1	--
9/9/23	UTAH	12	28	218	0	2	--
9/16/23	LONG ISLAND	10	22	113	1	0	3
9/23/23	TEXAS	20	35	203	0	1	--
9/30/23	at UCF			DNP			
10/7/23	TEXAS TECH			DNP			
10/21/23	at Cincinnati			DNP			
10/28/23	IOWA STATE			DNP			
11/4/23	HOUSTON			DNP			
11/11/23	at Kansas State			DNP			
11/18/23	at TCU	1	1	2	0	0	--
11/25/23	WEST VIRGINIA	17	19	215	1	0	38

ROBERTSON'S GAME-BY-GAME RUSHING STATS

DATE	OPPONENT	ATT	YDS	AVG	TD	TD YDS
8/29/25	AUBURN	4	-19	-4.8	0	--
9/6/25	at SMU					
9/13/25	SAMFORD					
9/20/25	ARIZONA STATE					
9/27/25	at Oklahoma State					
10/4/25	KANSAS STATE					
10/18/25	at TCU					
10/25/25	at Cincinnati					
11/1/25	UCF					
11/15/25	UTAH					
11/22/25	at Arizona					
11/29/25	HOUSTON					

DATE	OPPONENT	ATT	YDS	AVG	TD	TD YDS
8/31/24	TARLETON	0	0	0.0	0	---
9/7/24	at Utah			DNP		
9/14/24	AIR FORCE	3	5	1.7	1	6
9/21/24	at Colorado	9	82	9.1	1	45
9/28/24	BYU	12	29	2.4	1	20
10/5/24	at Iowa State	3	31	10.3	0	---
10/19/24	at Texas Tech	4	16	4.0	0	---
10/26/24	OKLAHOMA STATE	8	73	9.1	1	41
11/2/24	TCU	9	28	3.1	0	---
11/16/24	at West Virginia	2	-5	-2.5	0	---
11/23/24	at Houston	3	-14	-4.6	0	---
11/30/24	KANSAS	6	-11	-1.8	0	---
12/31/24	vs. LSU	4	3	0.8	0	---


DATE	OPPONENT	ATT	YDS	AVG	TD	TD YDS
9/2/23	TEXAS STATE	3	14	4.7	0	--
9/9/23	UTAH	5	19	3.8	1	4
9/16/23	LONG ISLAND	1	14	14.0	0	---
9/23/23	TEXAS	10	-14	-1.4	0	--
9/30/23	at UCF			DNP		
10/7/23	TEXAS TECH			DNP		
10/21/23	at Cincinnati			DNP		
10/28/23	IOWA STATE			DNP		
11/4/23	HOUSTON			DNP		
11/11/23	at Kansas State			DNP		
11/18/23	at TCU	1	3	3.0	0	--
11/25/23	WEST VIRGINIA	15	33	2.2	0	--



74  
KADEN SIERACKI  
OL • 6-9 • 317 • RJR. • 2L  
THE WOODLANDS, TEXAS (THE WOODLANDS HS)

SIERACKI CAREER STATISTICS

OFFENSIVE	
YEAR	G/GS
2023	12/7
2024	13/3
2025	1/1
CAREER	26/11



16  
KENDRICK SIMPKINS  
S • 6-0 • 199 • 6SR. • 1L  
MONTGOMERY, ALA. (LEE HS / WESTERN KENTUCKY)

SIMPKINS CAREER STATISTICS

DEFENSIVE									
YEAR	G/GS	UT	AT	TT	TFL-YD	QBS-YD	FF/FR	PBU	INT-YD
2020*	6/0	2	1	4	0.0-0	0.0-0	0/0	1	0-0
2021*	12/1	18	3	21	0.0-0	0.0-0	0/0	3	0-0
2022*	12/9	28	14	42	1.0-4	0.0-0	1/0	4	1-0
2023*	12/12	33	19	52	11.0-69	6.5-59	4/0	1	0-0
2024	5/0	4	4	8	0.5-2	0.0-0	0/0	0	0-0
2025	1/0	1	0	1	1.0-14	1.0-14	1/0	0	0-0
CAREER	48/23	85	42	127	12.5-83	7.5-73	6/0	9	1-0

\* at Western Kentucky

SIMPKINS GAME-BY-GAME DEFENSIVE STATS

DATE	OPPONENT	UT	AT	TT	PD	INT-YDS
8/29/25	AUBURN	1	0	1	0	0-0
9/6/25	at SMU					
9/13/25	SAMFORD					
9/20/25	ARIZONA STATE					
10/4/25	KANSAS STATE					
10/18/25	at TCU					
10/25/25	at Cincinnati					
11/1/25	UCF					
11/15/25	UTAH					
11/22/25	at Arizona					
11/29/25	HOUSTON					

PLAYERS

DATE	OPPONENT	UT	AT	TT	PD	INT-YDS
8/31/24	TARLETON	2	2	4	0	0-0
9/7/24	at Utah	0	1	1	0	0-0
9/14/24	AIR FORCE	1	0	1	0	0-0
9/21/24	at Colorado	1	0	1	0	0-0
9/28/24	BYU			DNP		
10/5/24	at Iowa State			DNP		
10/19/24	at Texas Tech			DNP		
10/26/24	OKLAHOMA STATE			DNP		
11/2/24	TCU			DNP		
11/16/24	at West Virginia			DNP		
11/23/24	at Houston			DNP		
12/31/24	vs. LSU	0	1	1	0	0-0



59  
DEVONTE TEZINO  
DL • 6-5 • 294 • RJR. • 2L  
KILLEEN, TEXAS (ELLISON HS)

TEZINO CAREER STATISTICS									
DEFENSIVE									
YEAR	G/GS	UT	AT	TT	TFL-YD	QBS-YD	FF/FR	QBH	INT-YD
2023	4/0	3	2	5	2.0-2	1.0-1	1/0	0	0-0
2024	11/0	14	11	25	3.0-6	0.0-0	0/1	0	0-0
2025	1/0	1	1	2	0.0-0	0.0-0	0/0	0	0-0
CAREER	16/0	18	14	32	5.0-8	1.0-1	1/1	0	0-0

TEZINO GAME-BY-GAME DEFENSIVE STATS						
DATE	OPPONENT	UT	AT	TT	TFL-YDS	QBS-YDS
8/29/25	AUBURN	1	1	2	0.0-0	0.0-0
9/6/25	at SMU					
9/13/25	SAMFORD					
9/20/25	ARIZONA STATE					
9/27/25	at Oklahoma State					
10/4/25	KANSAS STATE					
10/18/25	at TCU					
10/25/25	at Cincinnati					
11/1/25	UCF					
11/15/25	UTAH					
11/22/25	at Arizona					
11/29/25	HOUSTON					

DATE	OPPONENT	UT	AT	TT	TFL-YDS	QBS-YDS
8/31/24	TARLETON			DNP		
9/7/24	at Utah			DNP		
9/14/24	AIR FORCE	0	1	1	0.0-0	0.0-0
9/21/24	at Colorado	1	0	1	0.0-0	0.0-0
9/28/24	BYU	1	1	2	1.0-4	0.0-0
10/5/24	at Iowa State	2	5	7	1.0-1	0.0-0
10/19/24	at Texas Tech	0	0	0	0.0-0	0.0-0
10/26/24	OKLAHOMA STATE	2	0	2	0.0-0	0.0-0
11/2/24	TCU	0	0	0	0.0-0	0.0-0
11/16/24	at West Virginia	1	1	2	0.0-0	0.0-0
11/23/24	at Houston	2	0	2	0.0-0	0.0-0
11/30/24	KANSAS	4	0	4	1.0-1	0.0-0
12/31/24	vs. LSU	1	3	4	0.0-0	0.0-0



11  
KEATON THOMAS  
LB • 6-2 • 229 • RJR. • 1L  
JACKSONVILLE, FLA.  
(TRINITY HS / WEST VIRGINIA / NE MISS. CC)

- Chuck Bednarik Award Watch List
- Bronko Nagurski Trophy Watch List
- Butkus Award Watch List
- Preseason Fourth-Team All-America (Athlon, Phil Steele)
- Preseason All-Big 12 (Big 12 Media)
- Preseason First-Team All-Big 12 (Athlon, Phil Steele)
- Preseason First-Team All-Texas (DCTF)

THOMAS' CAREER STATISTICS									
DEFENSIVE									
YEAR	G/GS	UT	AT	TT	TFL-YD	QBS-YD	FF/FR	PBU	INT-YD
2022*	1/0	0	0	0	0.0-0	0.0-0	0/0	0	0-0
2024	13/13	58	56	114	7.0-19	2.5-12	0/0	0	1-35
2025	1/1	10	5	15	0.0-0	0.0-0	0/0	0	0-0
CAREER	14/14	68	61	129	7.0-19	2.5-12	0/0	0	1-35

\* at West Virginia

THOMAS' CAREER BESTS  
Tackles: 15, vs. Auburn (8/29/25)  
Solo Tackles: 10, vs. Auburn (8/29/25)  
Tackles for Loss: 2.0, 2x, last at Houston (11/23/24)  
Sacks: 1.0, 2x, last at WVU (11/24/24)  
Interceptions: 1, vs. Tarleton (8/31/24)

THOMAS' GAME-BY-GAME DEFENSIVE STATS						
DATE	OPPONENT	UT	AT	TT	TFL-YDS	QBS-YDS
8/29/25	AUBURN	10	5	15	0.0-0	0.0-0
9/6/25	at SMU					
9/13/25	SAMFORD					
9/20/25	ARIZONA STATE					
9/27/25	at Oklahoma State					
10/4/25	KANSAS STATE					
10/18/25	at TCU					
10/25/25	at Cincinnati					
11/1/25	UCF					
11/15/25	UTAH					
11/22/25	at Arizona					
11/29/25	HOUSTON					

DATE	OPPONENT	UT	AT	TT	TFL-YDS	QBS-YDS
8/31/24	TARLETON	5	2	7	0.0-0	0.0-0
9/7/24	at Utah	6	6	12	0.0-0	0.0-0
9/14/24	AIR FORCE	4	4	8	0.0-0	0.0-0
9/21/24	at Colorado	7	2	9	1.0-7	1.0-7
9/28/24	BYU	5	3	8	1.0-2	0.0-0
10/5/24	at Iowa State	3	5	8	0.0-0	0.0-0
10/19/24	at Texas Tech	2	5	7	0.0-0	0.0-0
10/26/24	OKLAHOMA STATE	3	4	7	1.0-2	0.0-0
11/2/24	TCU	5	7	12	0.0-0	0.0-0
11/16/24	at West Virginia	8	4	12	1.0-3	1.0-3
11/23/24	at Houston	5	5	10	2.0-4	0.5-2
11/30/24	KANSAS	2	2	4	0.0-0	0.0-0
12/31/24	vs. LSU	3	4	7	0.0-0	0.0-0



PLAYERS



25  
LEVAR THORNTON JR.  
CB • 6-3 • 182 • RSO. • 1L  
FORT WORTH, TEXAS (TIMBER CREEK HS)

THORNTON CAREER STATISTICS									
DEFENSIVE									
YEAR	G/GS	UT	AT	TT	TFL-YD	QBS-YD	FF/FR	PBU	INT-YD
2023	4/0	1	2	3	0.0-0	0.0-0	0/0	0	0-0
2024	13/0	5	3	8	0.0-0	0.0-0	0/1	0	1-0
2025	1/1	2	0	2	0.0-0	0.0-0	0/0	0	0-0
CAREER	18/1	6	5	11	0.0-0	0.0-0	0/1	0	1-0

THORNTON'S GAME-BY-GAME DEFENSIVE STATS						
DATE	OPPONENT	UT	AT	TT	PD	INT-YDS
8/29/25	AUBURN	2	0	2	0	0-0
9/6/25	at SMU					
9/13/25	SAMFORD					
9/20/25	ARIZONA STATE					
10/4/25	KANSAS STATE					
10/18/25	at TCU					
10/25/25	at Cincinnati					
11/1/25	UCF					
11/15/25	UTAH					
11/22/25	at Arizona					
11/29/25	HOUSTON					



1  
MICHAEL TRIGG  
TE • 6-4 • 240 • RSR. • 1L  
TAMPA, FLA. (CARROLLWOOD DAY HS /  
USC / OLE MISS)

- John Mackey Award Watch List
- Preseason Second-Team All-Big 12 (Athlon)
- Preseason Third-Team All-Big 12 (Phil Steele)

TRIGG CAREER STATISTICS							
RECEIVING							
YEAR	G/GS	REC	YD	AVG	TD	LP/OPPONENT	
2021*	6/0	7	109	15.6	1	46/ vs. Colorado	
2022^	7/6	17	156	9.2	3	28/ vs. Central Arkansas	
2023^	3/0	4	65	16.3	1	21/ at Tulane	
2024	11/6	30	395	13.2	3	42/ at Houston	
2025	1/1	7	99	14.1	1	20/ vs. Auburn	
CAREER	28/13	65	824	12.7	9	46/ vs. Colorado*	
BU CAREER	12/7	37	494	13.4	4	42/ at Houston	

\* at Southern California; ^ at Ole Miss

TRIGG CAREER BESTS  
Receptions: 7, vs. Auburn (8/29/25)  
Receiving Yards: 99, vs. Auburn (8/29/25)  
Touchdowns: 3, vs. Central Arkansas (9/10/22)

TRIGG'S GAME-BY-GAME RECEIVING STATS

DATE	OPPONENT	REC	YDS	AVG	TD	TD YDS
8/29/25	AUBURN	7	99	14.1	1	4
9/6/25	at SMU					
9/13/25	SAMFORD					
9/20/25	ARIZONA STATE					
9/27/25	at Oklahoma State					
10/4/25	KANSAS STATE					
10/18/25	at TCU					
10/25/25	at Cincinnati					
11/1/25	UCF					
11/15/25	UTAH					
11/22/25	at Arizona					
11/29/25	HOUSTON					

DATE	OPPONENT	REC	YDS	AVG	TD	TD YDS
8/31/24	TARLETON	2	33	16.4	1	17
9/7/24	at Utah	4	27	6.75	0	N/A
9/14/24	AIR FORCE	4	49	12.3	0	N/A
9/21/24	at Colorado	0	0	0.0	0	N/A
9/28/24	BYU			DNP		
10/5/24	at Iowa State	6	61	10.2	1	4
10/19/24	at Texas Tech	1	19	19.0	0	N/A
10/26/24	OKLAHOMA STATE	1	38	38.0	0	N/A
11/2/24	TCU	5	51	10.1	0	N/A
11/16/24	at West Virginia	3	21	7.0	0	N/A
11/23/24	at Houston	4	96	24.0	1	5
11/30/23	KANSAS	0	0	0.0	0	N/A
12/31/24	vs. LSU			DNP		



17  
TYLER TURNER  
S • 6-0 • 197 • RSO. • TR  
SAN ANTONIO, TEXAS (BRENNAN HS / OREGON)

TYLER TURNER CAREER STATISTICS									
DEFENSIVE									
YEAR	G/GS	UT	AT	TT	TFL-YD	QBS-YD	FF/FR	PBU	INT-YD
2023*	4/0	0	0	0	0.0-0	0.0-0	0/0	0	0-0
2024*	13/0	2	5	7	0.0-0	0.0-0	0/0	1	0-0
2025	1/1	1	0	1	0.0-0	0.0-0	0/0	0	0-0
CAREER	18/1	3	5	8	0.0-0	0.0-0	0/0	1	0-0

\* at Oregon

TURNER'S GAME-BY-GAME DEFENSIVE STATS						
DATE	OPPONENT	UT	AT	TT	PD	INT-YDS
8/29/25	AUBURN	1	0	1	0	0-0
9/6/25	at SMU					
9/13/25	SAMFORD					
9/20/25	ARIZONA STATE					
10/4/25	KANSAS STATE					
10/18/25	at TCU					
10/25/25	at Cincinnati					
11/1/25	UCF					
11/15/25	UTAH					
11/22/25	at Arizona					
11/29/25	HOUSTON					

PLAYERS



7  
BRYSON WASHINGTON  
RB • 6-0 • 216 • RS0. • 1L  
FRANKLIN, TEXAS (FRANKLIN HS)

- Maxwell Award Watch List
- Doak Walker Award Watch List
- Preseason Third-Team All-America (Athlon)
- Preseason All-Big 12 (Big 12 Media)
- Preseason First-Team All-Big 12 (Athlon, Phil Steele)
- Preseason First-Team All-Texas (DCTF)

WASHINGTON CAREER STATISTICS

RUSHING						
YEAR	G/GS	ATT	YD	AVG	TD	LR/OPPONENT
2023	3/0	10	45	4.5	0	11/vs. Long Island
2024	11/11	175	1,028	5.9	12	51/at West Virginia
2025	1/1	14	54	3.9	0	18/vs. Auburn
CAREER	15/12	199	1,127	5.7	12	51/at West Virginia

RECEIVING						
YEAR	G/GS	REC	YD	AVG	TD	LP/OPPONENT
2023	3/0	1	1	1.0	0	1/vs. Long Island
2024	11/11	22	217	9.9	1	23/2x, last at Iowa State
2025	1/1	2	2	2.0	0	3/vs. Auburn
CAREER	15/12	25	220	8.8	1	23/2x, last at Iowa State

WASHINGTON'S CAREER BESTS

**RUSHING**  
Attempts: 28, 2x, last vs. Kansas (11/30/24)  
Yards: 196, vs. TCU (11/2/24)  
Touchdowns: 4, vs. TCU (11/2/24)  
Longest Rush: 51, at WVU (11/16/24)  
100-Yard Games: 2024 Season (6); Career (6); Last: 192 vs. Kansas (11/30/24)  
Multi-TD Games: 2024 Season (4); Career (4); Last: 2 vs. Kansas (11/30/24)

**RECEIVING**  
Receptions: 6, vs. BYU (9/28/24)  
Receiving Yards: 59, at West Virginia (11/16/24)  
Touchdowns: 1 at West Virginia (11/16/24)  
Longest Reception: 23, vs. Air Force (9/14/24)

WASHINGTON'S GAME-BY-GAME RUSHING STATS

DATE	OPPONENT	ATT	YDS	AVG	TD	TD YDS
8/29/25	AUBURN	15	54	3.9	0	..
9/6/25	at SMU					
9/13/25	SAMFORD					
9/20/25	ARIZONA STATE					
9/27/25	at Oklahoma State					
10/4/25	KANSAS STATE					
10/18/25	at TCU					
10/25/25	at Cincinnati					
11/1/25	UCF					
11/15/25	UTAH					
11/22/25	at Arizona					
11/29/25	HOUSTON					

DATE	OPPONENT	ATT	YDS	AVG	TD	TD YDS
8/31/24	TARLETON			DNP		
9/7/24	at Utah			DNP		
9/14/24	AIR FORCE	12	106	8.8	1	19
9/21/24	at Colorado	10	21	2.1	0	..
9/28/24	BYU	13	31	2.4	0	..
10/5/24	at Iowa State	8	28	3.5	0	..
10/19/24	at Texas Tech	10	116	11.6	2	1, 1
10/26/24	OKLAHOMA STATE	17	78	4.6	0	..
11/2/24	TCU	26	196	7.5	4	8, 40, 35, 1
11/16/24	at West Virginia	18	123	6.8	3	22, 51, 8
11/23/24	at Houston	28	113	4.1	0	..
11/30/23	KANSAS	28	192	6.9	2	10, 1
12/31/24	vs. LSU	5	24	4.8	0	..

DATE	OPPONENT	ATT	YDS	AVG	TD	TD YDS
9/2/23	TEXAS STATE			DNP		
9/9/23	UTAH	0	0	0.0	0	..
9/16/23	LONG ISLAND	10	45	4.5	0	..
9/23/23	TEXAS			DNP		
9/30/23	at UCF	0	0	0.0	0	..
10/7/23	TEXAS TECH			DNP		
10/21/23	at Cincinnati			DNP		
10/28/23	IOWA STATE			DNP		
11/4/23	HOUSTON			DNP		
11/11/23	at Kansas State			DNP		
11/18/23	at TCU			DNP		
11/25/23	WEST VIRGINIA			DNP		

WASHINGTON'S GAME-BY-GAME RECEIVING STATS

DATE	OPPONENT	REC	YDS	AVG	TD	TD YDS
8/29/25	AUBURN	2	2	1.0	0	..
9/6/25	at SMU					
9/13/25	SAMFORD					
9/20/25	ARIZONA STATE					
9/27/25	at Oklahoma State					
10/4/25	KANSAS STATE					
10/18/25	at TCU					
10/25/25	at Cincinnati					
11/1/25	UCF					
11/15/25	UTAH					
11/22/25	at Arizona					
11/29/25	HOUSTON					

DATE	OPPONENT	REC	YDS	AVG	TD	TD YDS
8/31/24	TARLETON			DNP		
9/7/24	at Utah			DNP		
9/14/24	AIR FORCE	1	23	23.0	0	..
9/21/24	at Colorado	2	14	7.0	0	..
9/28/24	BYU	6	37	6.2	0	..
10/5/24	at Iowa State	1	23	23.0	0	..
10/19/24	at Texas Tech	3	24	8.0	0	..
10/26/24	OKLAHOMA STATE	0	0	0.0	0	..
11/2/24	TCU	2	22	11.0	-	..
11/16/24	at West Virginia	5	59	11.8	1	22
11/23/24	at Houston	1	1	1.0	0	..
11/30/24	KANSAS	1	14	14.0	0	..
12/31/24	vs. LSU	0	0	0.0	0	..

PLAYERS



94  
PALMER WILLIAMS  
P • 6-2 • 203 • JR. • 2L  
ADVANCE, N.C. (DAVIE HS)

- Ray Guy Award Watch List
- Preseason First-Team All-America (The Athletic)
- Preseason Second-Team All-America (Phil Steele, The Sporting News, CBS Sports)
- Preseason Third-Team All-America (Athlon)
- Preseason All-Big 12 (Big 12 Media)
- Preseason First-Team All-Big 12 (Athlon, Phil Steele)

P. WILLIAMS CAREER STATISTICS

PUNTING							
YEAR	ATT	YDS	AVG	LONG	TB	I20	50+
2023	37	1,594	43.08	53	1	8	6
2024	43	2,122	49.35	79	5	15	22
2025	2	75	37.5	43	0	0	0
CAREER	82	3,791	46.24	79	6	23	28

P. WILLIAMS CAREER BESTS

Longest: 79 yards, at Utah (9/7/24)  
Most Punts: 6, 4x, last vs. BYU (9/28/24)

P. WILLIAMS' GAME-BY-GAME PUNTING STATS

DATE	OPPONENT	NO	YDS	AVG	IN20	50+	Long
8/29/25	AUBURN	2	75	37.5	0	0	0
9/6/25	at SMU						
9/13/25	SAMFORD						
9/20/25	ARIZONA STATE						
9/27/25	at Oklahoma State						
10/4/25	KANSAS STATE						
10/18/25	at TCU						
10/25/25	at Cincinnati						
11/1/25	UCF						
11/15/25	UTAH						
11/22/25	at Arizona						
11/29/25	HOUSTON						

DATE	OPPONENT	NO	YDS	AVG	IN20	50+	Long
8/31/24	TARLETON	2	87	43.5	1	1	50
9/7/24	at Utah	6	376	62.7	2	6	79
9/14/24	AIR FORCE	0	0	0.0	0	0	0
9/21/24	at Colorado	6	296	49.3	1	3	55
9/28/24	BYU	3	148	49.3	0	2	52
10/5/24	at Iowa State	4	189	47.25	2	1	56
10/19/24	at Texas Tech	4	196	49.0	2	1	63
10/26/24	OKLAHOMA STATE	3	140	46.7	1	2	57
11/2/24	TCU	4	192	48.0	2	2	62
11/16/24	at West Virginia	3	136	45.3	0	1	52
11/23/24	at Houston	4	180	45.0	1	1	57
11/30/24	KANSAS	2	94	47.0	2	1	50
12/31/24	vs. LSU	2	88	44.0	1	1	52

DATE	OPPONENT	NO	YDS	AVG	IN20	Long
9/2/23	TEXAS STATE	2	81	40.5	0	51
9/9/23	UTAH	4	186	46.5	1	51
9/16/23	LONG ISLAND	2	94	47.0	0	53
9/23/23	TEXAS	6	268	44.7	1	52
9/30/23	at UCF	3	132	44.0	0	50
10/7/23	TEXAS TECH	3	119	39.7	0	43
10/21/23	at Cincinnati	2	99	49.5	1	51
10/28/23	IOWA STATE	4	150	37.5	1	47
11/4/23	HOUSTON	2	80	40.0	0	46
11/11/23	at Kansas State	4	168	42.0	2	46
11/18/23	at TCU	2	92	46.0	0	49
11/25/23	WEST VIRGINIA	3	123	41.0	2	49



27  
TEVIN WILLIAMS III  
CB • 6-1 • 199 • RSR. • 3L  
STILLWATER, OKLA. (STILLWATER HS)

T. WILLIAMS CAREER STATISTICS

DEFENSIVE									
YEAR	G/GS	UT	AT	TT	TFL-YD	QBS-YD	FF/FR	PBU	INT-YDS
2021	3/0	0	0	0	0.0-0	0.0-0	0/0	0	0-0
2022	12/0	9	1	10	1.0-2	0.0-0	0/0	1	1-0
2023	5/4	10	5	15	0.5-1	0.0-0	0/0	1	0-0
2024	9/3	13	2	15	1.0-1	0.0-0	1/0	0	0-0
2025	1/1	0	0	0	0.0-0	0.0-0	0/0	1	0-0
CAREER	30/8	32	8	40	2.5-4	0.0-0	1/0	3	1-0

T. WILLIAMS' CAREER BESTS

Tackles: 5, 2x, last vs. Texas State (9/2/23)  
Solo Tackles: 5, vs. Air Force (12/22/22)  
Tackles-For-Loss: 1.0, vs. Air Force (12/22/22)  
Pass Breakups: 1, 3x, last vs. Auburn (8/29/25)  
Interceptions: 1, at Texas Tech (10/29/22)

T. WILLIAMS' GAME-BY-GAME DEFENSIVE STATS

DATE	OPPONENT	UT	AT	TT	PD	INT-YDS
8/29/25	AUBURN	0	0	0	1	0-0
9/6/25	at SMU					
9/13/25	SAMFORD					
9/20/25	ARIZONA STATE					
10/4/25	KANSAS STATE					
10/18/25	at TCU					
10/25/25	at Cincinnati					
11/1/25	UCF					
11/15/25	UTAH					
11/22/25	at Arizona					
11/29/25	HOUSTON					

DATE	OPPONENT	UT	AT	TT	PD	INT-YDS
8/31/24	TARLETON			DNP		
9/7/24	at Utah			DNP		
9/14/24	AIR FORCE			DNP		
9/21/24	at Colorado	1	1	2	0	0-0
9/28/24	BYU	4	0	4	0	0-0
10/5/24	at Iowa State	2	0	2	0	0-0
10/19/24	at Texas Tech			DNP		
10/26/24	OKLAHOMA STATE	3	0	3	0	0-0
11/2/24	TCU	0	0	0	0	0-0
11/16/24	at West Virginia	1	0	1	0	0-0
11/23/24	at Houston	0	1	1	0	0-0
11/30/24	KANSAS	1	0	1	0	0-0
12/31/24	vs. LSU	1	0	1	0	0-0

DATE	OPPONENT	UT	AT	TT	PD	INT-YDS
9/2/23	TEXAS STATE	3	2	5	1	0-0
9/9/23	UTAH			DNP		
9/16/23	LONG ISLAND			DNP		
9/23/23	TEXAS			DNP		
9/30/23	at UCF	1	0	1	0	0-0
10/7/23	TEXAS TECH	4	0	4	0	0-0
10/21/23	at Cincinnati	1	1	2	0	0-0
10/28/23	IOWA STATE	1	2	3	0	0-0
11/4/23	HOUSTON			DNP		
11/11/23	at Kansas State			DNP		
11/18/23	at TCU			DNP		
11/25/23	WEST VIRGINIA			DNP		

PLAYERS



5  
CARL WILLIAMS IV

S • 6-1 • 192 • JR. • 2L  
BATON ROUGE, LA. (SOUTHERN LAB HS)

WILLIAMS CAREER STATISTICS									
DEFENSIVE									
YEAR	G/GS	UT	AT	TT	TFL-YD	QBS-YD	FF/FR	PBU	INT-YD
2023	12/5	16	4	20	1.0-1	0.0-0	1/0	3	1-0
2024	8/7	19	16	35	5.0-15	1.0-6	1/0	1	0-0
2025	0/0	0	0	0	0.0-0	0.0-0	0/0	0	0-0
CAREER	20/12	35	20	55	6.0-16	1.0-6	2/0	4	1-0

C. WILLIAMS' CAREER BESTS  
Tackles: 7, twice, last vs. LSU (12/31/24)  
Solo Tackles: 4, 3x, last vs. TCU (11/2/24)  
Tackles-For-Loss: 1.5, at Texas Tech (10/19/24)  
Pass Breakups: 1, 3x, last vs. BYU (9/28/24)  
Interceptions: 1, vs. LIU (9/16/23)  
Forced Fumbles: 1, vs. Houston (11/4/23)

C. WILLIAMS' GAME-BY-GAME DEFENSIVE STATS						
DATE	OPPONENT	UT	AT	TT	PD	INT-YDS
8/29/25	AUBURN			DNP (injury)		
9/6/25	at SMU					
9/13/25	SAMFORD					
9/20/25	ARIZONA STATE					
10/4/25	KANSAS STATE					
10/18/25	at TCU					
10/25/25	at Cincinnati					
11/1/25	UCF					
11/15/25	UTAH					
11/22/25	at Arizona					
11/29/25	HOUSTON					

DATE	OPPONENT	UT	AT	TT	PD	INT-YDS
8/31/24	TARLETON	0	3	3	0	0-0
9/7/24	at Utah			DNP		
9/14/24	AIR FORCE			DNP		
9/21/24	at Colorado	4	0	4	0	0-0
9/28/24	BYU	1	1	2	1	0-0
10/5/24	at Iowa State	1	2	3	0	0-0
10/19/24	at Texas Tech	3	4	7	0	0-0
10/26/24	OKLAHOMA STATE	3	1	4	0	0-0
11/2/24	TCU	4	1	5	0	0-0
11/16/24	at West Virginia			DNP		
11/23/24	at Houston			DNP		
11/30/24	KANSAS			DNP		
12/31/24	vs. LSU	3	4	7	0	0-0

DATE	OPPONENT	UT	AT	TT	PD	INT-YDS
9/2/23	TEXAS STATE	0	0	0	0	0-0
9/9/23	UTAH	0	0	0	0	0-0
9/16/23	LONG ISLAND	1	0	1	0	1-0
9/23/23	TEXAS	1	0	1	0	0-0
9/30/23	at UCF	0	0	0	0	0-0
10/7/23	TEXAS TECH	3	1	4	0	0-0
10/21/23	at Cincinnati	2	2	4	1	0-0
10/28/23	IOWA STATE	4	0	4	1	0-0
11/4/23	HOUSTON	2	0	2	0	0-0
11/11/23	at Kansas State	2	0	2	0	0-0
11/18/23	at TCU	1	0	1	0	0-0
11/25/23	WEST VIRGINIA	1	0	1	0	0-0



2  
KOLE WILSON

WR • 5-9 • 171 • SR. • TR  
KATY, TEXAS (PAETOW HS / UIW / TEXAS STATE)

WILSON CAREER STATISTICS							
RECEIVING							
YEAR	G/GS	REC	YD	AVG	TD	LP/OPPONENT	
2023*	13	66	747	11.3	8	77/vs. Nevada	
2024*	12	43	630	14.7	4	53/vs. Arkansas State	
2025	1/1	8	134	16.8	0	57/vs. Auburn	
CAREER	26	117	1,511	12.9	12	77/vs. Nevada	

PUNT RETURNS						
YEAR	G/GS	RET	YD	AVG	TD	LONG/OPPONENT
2023*	13	2	47	23.5	0	31/at Arkansas State
2024*	12	14	97	6.9	0	18/vs. Lamar
2025	0	0	0	0.0	0	0/0
CAREER	26	16	144	9.0	0	31/at Arkansas State

KICKOFF RETURNS						
YEAR	G/GS	RET	YD	AVG	TD	LONG/OPPONENT
2023*	13	10	367	36.7	1	100/vs. South Alabama
2024*	12	12	269	22.4	0	44/at Old Dominion
2025	1	2	53	26.5	0	33/vs. Auburn
CAREER	26	24	689	28.7	1	100/vs. South Alabama

\* at Texas State

WILSON'S CAREER BESTS  
Receptions: 10, at Arkansas State (11/18/23)  
Receiving Yards: 134, vs. Auburn (8/29/25)  
Touchdowns: 1, 4x, last at ULM (11/9/24)  
Longest Reception: 77, vs. Nevada (9/23/23)  
Punt Return: 31, at Arkansas State (11/18/23)  
Kickoff Return: 100, vs. South Alabama (11/25/23)

WILSON'S GAME-BY-GAME RECEIVING STATS						
DATE	OPPONENT	REC	YDS	AVG	TD	TD YDS
8/29/25	AUBURN	8	134	16.8	0	--
9/6/25	at SMU					
9/13/25	SAMFORD					
9/20/25	ARIZONA STATE					
9/27/25	at Oklahoma State					
10/4/25	KANSAS STATE					
10/18/25	at TCU					
10/25/25	at Cincinnati					
11/1/25	UCF					
11/15/25	UTAH					
11/22/25	at Arizona					
11/29/25	HOUSTON					

2025 BAYLOR FOOTBALL GAME NOTES

WHEN WAS THE LAST TIME ...

SURPASSED 500-YARDS TOTAL OFFENSE

By BU 603, vs. Kansas (11/30/24)  
By Opp. 542, Iowa State (10/5/24)

SURPASSED 600-YARDS TOTAL OFFENSE

By BU 603, vs. Kansas (11/30/24)  
By Opp. 608, Oklahoma State (12/12/20)

SURPASSED 700-YARDS TOTAL OFFENSE

By BU 714, Texas Southern (9/11/21)  
By Opp. 716, Texas Tech (11/8/03)

TEAM RUSHED FOR 300 YARDS

By BU 343, vs. Oklahoma State (10/26/24)  
By Opp. 307, Auburn (8/29/25)

TEAM RUSHED FOR 400 YARDS

By BU 419, Texas Southern (9/11/21)  
By Opp. 431, TCU (11/5/16)

50+ RUSHES

By BU 50, vs. Kansas (11/30/24)  
By Opp. 52, Auburn (8/29/25)

TEAM 5+ RUSHING TDS

By BU 5, vs. TCU (11/2/24)  
By Opp. 5, Texas (11/25/22)

TEAM PASSED FOR 500 YARDS

By BU 603, Mississippi State (1/1/14)  
By Opp. 666, Texas Tech (11/25/16)

100-YARD RUSHER

By BU 192, Bryson Washington & 104, Dawson Pendergrass, vs. Kansas (11/30/24)  
By Opp. 137, Jackson Arnold, Auburn (8/29/25)

TWO 100-YARD RUSHERS

By BU 2024, vs. Kansas (11/30): Bryson Washington (192), Dawson Pendergrass (104)  
By Opp. 2023, West Virginia (11/25): Jahiem White (133), Garrett Greene (103)

THREE 100-YARD RUSHERS

By BU Abram Smith (126), Trestan Ebner (125), Taye McWilliams (102), vs. Texas Southern (9/11/21)  
By Opp. Thunder Collins (165), Dahnray Diedrick (137), Eric Crouch (132), Judd Davies (119), Nebraska (10/13/01)

200-YARD RUSHER

By BU 237, Shock Linwood, at Iowa State (10/1/16)  
By Opp. 243, Ke'Shawn Vaughn, Vanderbilt (12/27/18)

50-YARD RUSH PLAY

By BU 50, Bryson Washington, vs. Kansas (11/30/24)  
By Opp. 51, Jaylon Jackson, Iowa State (10/5/24)

60-YARD RUSH PLAY

By BU 61, Qualan Jones, UTSA (9/7/19)  
By Opp. 79, Johnny Richardson, UCF (9/30/23)

70-YARD RUSH PLAY

By BU 75, Abram Smith, Oklahoma (11/13/21)  
By Opp. 79, Johnny Richardson, UCF (9/30/23)

80-YARD RUSH PLAY

By BU 80, Johnny Jefferson, vs. North Carolina (12/29/15)  
By Opp. 84, Daje Johnson, Texas (10/20/12)

90-YARD RUSH PLAY

By BU n/a  
By Opp. 99, Abdul Adams (9/23/17)

THREE RUSHING TDS

By BU 3, Bryson Washington, at West Virginia (11/16/24)  
By Opp. 3, Dominic Richardson, Oklahoma State (12/12/20)

300-YARD PASSER

By BU 419, Sawyer Robertson, vs. Auburn (8/29/25)  
By Opp. 333, Josh Hoover, TCU (11/2/24)

400-YARD PASSER

By BU 419, Sawyer Robertson, vs. Auburn (8/29/25)  
By Opp. 412, Josh Hoover, TCU (11/18/23)

500-YARD PASSER

By BU 550, Bryce Petty, vs. Michigan State (1/1/14)  
By Opp. 586, Patrick Mahomes, Texas Tech (11/25/16)

SCORED ON OVER A 70-YARD PASS PLAY

By BU 71, Monaray Baldwin vs. Texas Tech (10/7/23)  
By Opp. 81, Jared Wiley, TCU (11/18/23)

THREE TD PASSES

By BU 3, Sawyer Robertson, vs. Auburn (8/29/25)  
By BU 3, Behren Morton, Texas Tech (10/19/24)

FOUR TD PASSES

By BU 4, Sawyer Robertson, vs. Kansas (11/30/24)  
By Opp. 4, Jalen Hurts, Oklahoma (11/16/19)

FIVE TD PASSES

By BU 5, Sawyer Robertson, at Texas Tech (10/19/24)  
By Opp. 5, Will Grier, WVU (10/21/17)

BAYLORBEAR.COM

GAME 2 - at SMU

100-YARD RECEIVER

By BU 134, Kole Wilson, vs. Auburn (8/29/25)  
By Opp. 113 Chris Hilton Jr.; 100 Aaron Anderson, LSU (12/31/24)

200-YARD RECEIVER

By BU 210, Gavin Holmes at West Virginia (10/13/22)  
By Opp. 247, Dillon Stoner, Oklahoma State (12/12/20)

300-YARD RECEIVER

By BU 314, Terrance Williams, at West Virginia (9/29/12)  
By Opp. n/a

TWO 100-YARD RECEIVERS (or more)

By BU 2024, vs. Kansas (11/30), Monaray Baldwin (119), Josh Cameron (102)  
By Opp. 2024 113 Chris Hilton Jr.; 100 Aaron Anderson, LSU (12/31)

10 OR MORE RECEPTIONS

By BU 11, Tyquan Thornton, Iowa State (9/8/19)  
By Opp. 15, Brennan Presley, Oklahoma State (10/26/24)

THREE OR MORE TD RECEPTIONS

By BU 3, Josh Cameron, at Texas Tech (10/19/24)  
By Opp. 3, Caleb Douglas, Texas Tech (10/19/24)

COMPLETED 25 PASSES IN A GAME

By BU 27, Sawyer Robertson, vs. Auburn (8/29/25)  
By Opp. 25, Josh Hoover, TCU (11/2/24)

COMPLETED 30 PASSES IN A GAME

By BU 36, Blake Shapen, Texas (11/25/22)  
By Opp. 35, Max Duggan, TCU (11/19/22)

COMPLETED 35 PASSES IN A GAME

By BU 36, Blake Shapen, Texas (11/25/22)  
By Opp. 35, Max Duggan, TCU (11/19/22)

100-YARD RECEIVER & 100-YARD RUSHER

By BU 2024, vs. Kansas, Washington (192 rush), Pendergrass (104 rush), Baldwin (119 rec), Cameron (102 rec.)  
By Opp. 2024, Iowa State; Jackson 107 yards rushing, Higgins 116 yards receiving (10/5/24)

THREE FIELD GOALS

By BU 3, Isaiah Hankins, Air Force (9/14/24)  
By Opp. 3, Kyle Konrardy, Iowa State (10/5/24)

FOUR FIELD GOALS

By BU 4, Isaiah Hankins, at Cincinnati (10/21/23)  
By Opp. 4, Gabe Brkic, Oklahoma (12/5/20)

40+ YARD FIELD GOAL

By BU 40, Isaiah Hankins, vs. Kansas (11/30/24)  
By Opp. 47, Kyle Lemmermann, TCU (11/2/24)

50+ YARD FIELD GOAL

By BU 50, Isaiah Hankins, at Houston (11/23/24)  
By Opp. 54, Will Ferrin, BYU (9/28/24)

MADE A GAME-WINNING FIELD GOAL

By BU 2024, Isaiah Hankins, 33 yards, vs. TCU (11/2/24)  
By Opp. 2022, Griffin Kell, 40 yards, TCU (11/19/22)

MADE 15+ TACKLES

By BU 15, Keaton Thomas, vs. Auburn (8/29/25)  
By Opp. 15, Jason Johnson, UCF (9/30/23)

MADE 20+ TACKLES

By BU 20, Terrel Bernard, vs. Ole Miss (1/1/22)  
By Opp. 23, Ty Summers, TCU (11/27/15)

TEAM INTERCEPTED THREE PASSES

By BU 3, at Houston (11/23/24)  
By Opp. 3, Houston (11/23/24)

BLOCKED FIELD GOAL

By BU Cooper Lanz, at UCF, (9/30/23)  
By Opp. Logan Fano, Utah (9/7/24)

BLOCKED PUNT

By BU Caleb Parker, vs. Air Force (9/21/24)  
By Opp. Myles Mendezsoon, Iowa State (TD) (10/5/24)

BLOCKED POINT AFTER TOUCHDOWN

By BU Gabe Hall, vs. Air Force (12/22/22)  
By Opp. Jacoby Spells, West Virginia (10/13/22)

KICK RETURNED FOR TD

By BU Jamaal Bell (100 yards), at Colorado (9/21/24)  
By Opp. Rayshawn Pleasant (98 yards), Auburn (8/29/25)

PUNT RETURNED FOR TD

By BU Gavin Holmes (72 yards), UAlbany (9/3/22)  
By Opp. Derius Davis (67 yards), TCU (10/31/20)

INTERCEPTION RETURNED FOR TD

By BU Keaton Thomas (35 yards), vs. Tarleton (8/31/24)  
By Opp. Davhon Keys (41 yards), LSU (12/31/24)

FUMBLE RETURNED FOR TD

By BU Byron Vaughns (15 yards), at Cincinnati (10/21/23)  
By Opp. Desmond Purnell (15 yards), Kansas State (11/11/23)

GAME 2 - at SMU  
WHEN WAS THE LAST TIME ...

SCORED A SAFETY

By BU Long Island (9/16/23)  
By Opp. Oklahoma State (10/1/22)

SCORED A DEFENSIVE TOUCHDOWN

By BU Keaton Thomas (35-yard interception), vs. Tarleton (8/31/24)  
By Opp. Davhon Keys (41-yard interception), LSU (12/31/24)

60-69 YARD PUNT

By BU 62, Palmer Williams, vs. TCU (11/2/24)  
By Opp. 60, Jack Bouwmeester, Utah (9/7/24)

70+ YARD PUNT

By BU 79, Palmer Williams, at Utah (9/7/24)  
By Opp. 70, Sam Vander Haar, BYU (9/28/24)

DID NOT PUNT IN A GAME

By BU 2024, Air Force (9/14/24)  
By Opp. 2024, Iowa State (10/5/24)

SCORED 40 OR MORE POINTS

By BU 45, vs. Kansas (11/30/24)  
By Opp. 44, LSU (12/31/24)

SCORED 50 OR MORE POINTS

By BU 59, at Texas Tech (10/19/24)  
By Opp. 59, Kansas State (11/11/23)

SCORED 60 OR MORE POINTS

By BU 69, UAlbany (9/3/22)  
By Opp. 66, Oklahoma (9/29/18)

OVERCAME A DEFICIT OF 15 POINTS AT ANY POINT

By BU 28 pts, at UCF (9/30/23)  
By Opp. 24 pts, Oklahoma (11/16/19)

HELD SCORELESS

BU 2007, at TCU (9/1/07)  
Opp. 2014, SMU (8/31/14)

HELD SCORELESS IN THE FIRST QUARTER

BU 2024, at Utah (9/7/24)  
Opp. 2024, Air Force (9/14/24)

HELD SCORELESS IN THE FIRST HALF

BU 2023, Houston (11/4/23)  
Opp. 2024, Tarleton (8/31/24)

HELD SCORELESS IN THE SECOND HALF

BU 2023, Texas (9/23/23)  
Opp. 2024, Air Force (9/14/24)

HELD SCORELESS IN THE FOURTH QUARTER

BU 2024, at Iowa State (10/5/24)  
Opp. 2024, Kansas (11/30/24)

RECORDED 20 OR MORE FIRST DOWNS

By BU 23, vs. Auburn (8/29/25)  
By Opp. 25, Auburn (8/29/25)

RECORDED 30 OR MORE FIRST DOWNS

By BU 31, vs. LSU (12/31/24)  
By Opp. 30, Kansas State (11/12/22)

LIMITED TO LESS THAN 100 YARDS RUSHING

By BU 64, vs. Auburn (8/29/25)  
By Opp. 92, Houston (11/23/24)

LIMITED TO LESS THAN 100 YARDS PASSING

By BU 40, vs. Ole Miss (1/1/22)  
By Opp. 25, Air Force (9/14/24)

2025 BAYLOR FOOTBALL GAME NOTES

DEFEATED A TOP 25 OPPONENT

8 vs. Ole Miss (1/1/22)

DEFEATED A TOP 10 OPPONENT

8 vs. Ole Miss (1/1/22)

DEFEATED A TOP 10 OPPONENT

8 vs. Ole Miss (1/1/22)

DEFEATED A TOP 5 OPPONENT

4 Oklahoma (11/13/21)

PLAYED AN OVERTIME GAME

1 OT at Colorado (9/21/24)

WON AN OVERTIME GAME

3 OT at TCU (11/9/19)

LOST AN OVERTIME GAME

1 OT at Colorado (9/21/24)

PLAYED 20T

2 OT at BYU (9/10/22)

PLAYED 30T

3 OT at TCU (11/9/19)

KICKED OFF BELOW FREEZING

2022 vs. Air Force in Fort Worth (13° - 12/22/22)

KICKED OFF BELOW FREEZING IN WACO

2013 Texas (24° - 12/7/13)

DELAYED DUE TO WEATHER

2023 Long Island (9/16/23)



## BAYLOR ROSTER

## ALPHABETICAL ROSTER

NO.	PLAYER, POS.
68	Omar Aigbedion, OL
30	Michael Allen, S
19	Leo Almanza Jr., CB
98	Rhett Armstrong, K
97	Hayden Arnold, K
34	MJ Artmore Jr., CB
80	Jackson Baird, WR
36	Travion Barnes, LB
12	Kyler Beaty, CB
14	Nate Bennett, QB
98	Jackson Blackwell, DL
3	Devyn Bobby, S
94	Caden Boenig, DL
37	Demetrius Brisbon, S
4	Louis Brown IV, WR
41	Kaleb Burns, LB
22	Reggie Bush II, CB
79	Connor Cameron, OL
34	Josh Cameron, WR
75	Harrison Cluff, OL
33	DJ Coleman, S
84	Chase Collier, WR
78	Joe Crocker, OL
48	Jad Darkazalli, S
32	Brody Day, WR
20	Placide Djungu-Sungu, S
27	Joseph Dodds, RB
31	Mason Dossett, WR
89	Daniel Edeni, WR
39	Wilson Esemé III, RB
42	Jeremy Evans, LB
50	Matthew Fobbs-White, OLB
95	Alex Foster, DL*
91	Adonis Friloux, DL
69	Sidney Fugar, OL
24	Micah Gifford, S
15	Edward Griffin, QB
37	Joseph Hagman, RB
6	Ashtyn Hawkins, WR
96	Connor Hawkins, K
64	Braylen Jackson, DL
31	Phoenix Jackson, LB
8	Caden Jenkins, CB
23	Cameren Jenkins, S
57	Christopher Johnson, DL
12	Kelsey Johnson, TE
21	Michael Johnson Jr., WR
87	Ashton Jones, WR
55	Jaylin Jones, OLB
40	Kyler Jordan, OLB
93	DK Kalu, DL
52	Corey Kelly, OLB
18	Tyler Kirkwood, WR
85	Matthew Klopfenstein, TE
22	Caden Knighten, RB
60	Drake Knobloch, LS
9	Cooper Lanz, DL
49	Trey Laurence, LB
62	Ryan Lengyel, OL
96	Tonga Lolohea, DL
90	Alessandro Lorenzetti, DL
53	Ronnie Mageo, DL
14	KJ Makins, CB
67	Aleki Manutai, DL

## NUMERICAL ROSTER

No.	Name	Pos.	Ht.	Wt.	Class.	Exp.	Hometown / Previous School
0	Jackie Marshall	DL	6-3	306	RSr.	2L	LaPlace, La. / East St. John HS
1	Michael Trigg	TE	6-4	240	RSr.	1L	Tampa, Fla. / Carrollwood Day HS / USC / Ole Miss
2	Kole Wilson	WR	5-9	171	Sr.	TR	Katy, Texas / Paetow HS / UIW / Texas State
3	Devyn Bobby	S	5-11	198	Sr.	3L	DeSoto, Texas / DeSoto HS
4	Louis Brown IV	WR	6-2	192	Sr.	TR	S. Los Angeles, Calif. / Inglewood HS / Colorado St. / San Diego St.
5	Carl Williams IV	S	6-1	192	Jr.	2L	Baton Rouge, La. / Southern Lab HS
6	Ashtyn Hawkins	WR	5-10	168	6Sr.	1L	DeSoto, Texas / DeSoto HS / Cisco CC / Texas State
7	Bryson Washington	RB	6-0	216	RSo.	1L	Franklin, Texas / Franklin HS
8	Caden Jenkins	CB	6-1	178	Jr.	2L	Lewisville, Texas / Lewisville HS
9	Cooper Lanz	DL	6-4	286	RSr.	3L	Denton, Texas / Guyer HS
11	Keaton Thomas	LB	6-2	229	RJr.	1L	Jacksonville, Fla. / Trinity HS / West Virginia / NE Miss. CC
11	Walker White	QB	6-4	230	RFr.	TR	Little Rock, Ark. / Little Rock Christian / Auburn
12	Kyler Beaty	CB	6-2	205	RFr.	RS	Comanche, Texas / Comanche HS
12	Kelsey Johnson	TE	6-3	248	RJr.	2L	Red Oak, Texas / Red Oak HS
13	Sawyer Robertson	QB	6-4	220	RSr.	2L	Lubbock, Texas / Coronado HS / Mississippi State
13	Devin Turner	S	6-2	198	Sr.	TR	Little Elm, Texas / Lone Star HS / Northwestern
14	Nate Bennett	QB	6-1	184	RFr.	RS	Westlake Village, Calif. / Oaks Christian HS
14	KJ Makins	CB	5-10	185	5Sr.	TR	Greenwood, S.C. / Greenwood HS / Lenoir-Rhyne / HCU
15	Edward Griffin	QB	6-2	218	Fr.	HS	Coppell, Texas / Coppell HS
16	Kobe Prentice	WR	5-11	190	Sr.	TR	Calera, Ala. / Calera HS / Alabama
16	Kendrick Simpkins	S	6-0	199	6Sr.	1L	Montgomery, Ala. / Lee HS / Western Kentucky
17	Cade Tessier	QB	6-4	225	RSo.	SQ	Montgomery, Texas / Lake Creek HS
17	Tyler Turner	S	6-0	197	RSo.	TR	San Antonio, Texas / Brennan HS / Oregon
18	Tyler Kirkwood	WR	6-1	219	5Sr.	TR	New Orleans, La. / Holy Cross / Southern
18	Caldra Williford	CB	5-9	180	RJr.	TR	St. Louis, Mo. / Lutheran North HS / Murray State / Tennessee Tech
19	Leo Almanza Jr.	CB	6-2	189	Fr.	HS	Trophy Club, Texas / Byron Nelson HS
20	Placide Djungu-Sungu	S	6-1	200	RSr.	TR	Arlington, Texas / James Martin HS / Duke
20	Jacorey Watson	WR	5-10	189	Fr.	HS	Pearland, Texas / Shadow Creek HS
21	Michael Johnson Jr.	WR	6-3	203	So.	TR	Batesville, Miss. / South Panola HS / East Mississippi CC
21	Bo Onu	S	6-1	202	Fr.	HS	Carrollton, Texas / Hebron HS
22	Reggie Bush II	CB	6-0	195	RJr.	2L	Frisco, Texas / Independence HS
22	Caden Knighten	RB	5-11	212	Fr.	HS	Pauls Valley, Okla. / Pauls Valley HS
23	Cameren Jenkins	S	6-1	200	RSo.	RS	Lewisville, Texas / Lewisville HS / UNLV
23	Michael Turner	RB	6-0	220	Fr.	HS	North Richland Hills, Texas / Richland HS
24	Micah Gifford	S	6-3	207	Jr.	2L	Pflugerville, Texas / Weiss HS
25	LeVar Thornton Jr.	CB	6-3	182	RSo.	1L	Fort Worth, Texas / Timber Creek HS
26	Colin Peacock	S	6-1	207	Fr.	HS	Gunter, Texas / Gunter HS
27	Joseph Dodds	RB	6-0	222	RFr.	RS	Markham, Texas / Tidehaven HS
27	Tevin Williams III	CB	6-1	199	RSr.	3L	Stillwater, Okla. / Stillwater HS
28	Calvin Simpson-Hunt	CB	6-0	215	RSo.	TR	Waxahachie, Texas / Waxahachie HS / Ohio State
29	Kris Wokomah	S	6-0	189	RFr.	RS	Arlington, Texas / Bowie HS
30	Michael Allen	S	5-7	182	RJr.	2L	Stilwell, Kan. / Blue Valley HS
31	Mason Dossett	WR	6-1	194	RFr.	RS	Missouri City, Texas / Ridge Point HS
31	Phoenix Jackson	LB	6-0	223	RSr.	TR	Modesto, Calif. / Central Catholic HS / Fresno State
32	Brody Day	WR	5-11	170	Fr.	HS	Spring Branch, Texas / Smithson Valley HS
32	Emar'ion Winston	OLB	6-4	247	RJr.	TR	Portland, Ore. / Central Catholic HS / Oregon
33	DJ Coleman	S	6-1	210	Jr.	2L	Mesquite, Texas / Horn HS
34	MJ Artmore Jr.	CB	6-1	191	RSo.	SQ	Mountain View, Calif. / Saint Francis HS
34	Josh Cameron	WR	6-1	224	RSr.	3L	Cedar Park, Texas / Cedar Park HS
35	Dawson Pendergrass	RB	6-2	234	Jr.	2L	Alba, Texas / Mineola HS
36	Travion Barnes	LB	6-0	243	Sr.	TR	Almonte Springs, Fla. / Apopka HS / Georgia Military / FIU
36	Ryne Shackelford	WR	6-0	175	RSo.	TR	Elyria, Ohio / Keystone HS / Purdue
37	Demetrius Brisbon	S	5-11	183	Fr.	HS	Tyler, Texas / Chapel Hill HS
37	Joseph Hagman	RB	6-1	225	RSo.	RS	Westlake, Texas / Westlake Academy
38	Jacob Redding	S	6-1	196	RSo.	1L	New Braunfels, Texas / New Braunfels HS
39	Wilson Esemé III	RB	6-2	175	Fr.	HS	Oklahoma City, Okla. / Bishop McGuinness HS
40	Kyler Jordan	OLB	6-2	255	RJr.	2L	Lubbock, Texas / Cooper HS
41	Kaleb Burns	LB	6-1	223	Fr.	HS	Houston, Texas / Cy Falls HS
42	Jeremy Evans	LB	6-1	218	RJr.	2L	Tenaha, Texas / Tenaha HS
43	Brody Wilhelm	TE	6-5	234	Fr.	HS	Austin, Texas / Westlake HS
44	Ke'Breion Winston	LB	6-1	208	Fr.	HS	Lancaster, Texas / Lancaster HS
45	Kyland Reed	LB	6-1	218	So.	1L	Arlington, Texas / Mansfield Summit HS
48	Jad Darkazalli	S	6-0	185	RFr.	HS	Arlington, Texas / Lamar HS
49	Trey Laurence	LB	6-0	223	RSo.	SQ	San Antonio, Texas / Reagan HS

BAYLOR ROSTER

NUMERICAL ROSTER

No.	Name	Pos.	Ht.	Wt.	Class.	Exp.	Hometown / Previous School
50	Matthew Fobbs-White	OLB	6-3	235	Jr.	TR	Monroe, La. / Neville HS / Tulane
51	Kamaurn Morgan	OLB	6-5	251	Fr.	HS	Dallas, Texas / South Oak Cliff HS
52	Corey Kelly	OLB	6-3	249	RSo.	1L	Houston, Texas / Clear Falls HS
53	Ronnie Mageo	DL	6-5	294	RJr.	1L	Daphne, Ala. / Fairhope HS / Mississippi Gulf Coast CC
54	David Marshall Jr.	DL	6-0	295	5Sr.	SQ	Waxahachie, Texas / Waxahachie HS / Navarro CC
55	Jaylin Jones	OLB	6-6	223	So.	TR	Beaumont, Texas / West Brook HS / UTEP
57	Christopher Johnson	DL	6-3	255	Fr.	HS	Rosharon, Texas / Iowa Colony HS
57	Wes Tucker	OL	6-5	302	RSo.	SQ	Argyle, Texas / Argyle HS
59	Devonte Tezino	DL	6-5	294	RJr.	2L	Killeen, Texas / Ellison HS
60	Drake Knobloch	LS	6-2	268	RJr.	TR	Winterset, Iowa / Winterset HS / Iowa State
61	Cayden Tone	OL	6-5	289	RSo.	SQ	Pacifica, Calif. / Junipero Serra HS
62	Ryan Lengyel	OL	6-6	312	RSr.	2L	Dallas, Texas / Jesuit Prep
63	Wyatt Swaner	OL	6-1	286	RFr.	RS	Dallas, Texas / Highland Park HS
64	Braylen Jackson	DL	6-4	285	RJr.	TR	Mansfield, Texas / Lake Ridge HS / SMU
65	Sean Thompkins	OL	6-5	300	RSo.	SQ	Covington, Ga. / Newton HS
66	Koltin Sieracki	OL	6-4	314	RFr.	RS	The Woodlands, Texas / The Woodlands HS
67	Aleki Manutai	DL	6-2	295	So.	TR	Mission Viejo, Calif. / Santa Margarita Cathloic / Saddleback CC
68	Omar Aigbedion	OL	6-3	310	Sr.	1L	Katy, Texas / Katy HS / Montana State
69	Sidney Fugar	OL	6-5	343	RSr.	1L	Waldorf, Md. / St. Thomas More / Western Illinois / South Carolina
71	Matthew Parker	OL	6-7	329	Fr.	HS	Flowood, Miss. / Jackson Prep HS
72	Coleton Price	OL	6-3	318	RJr.	2L	Bowie, Texas / Bowie HS
74	Kaden Sieracki	OL	6-9	317	RJr.	2L	The Woodlands, Texas / The Woodlands HS
75	Harrison Cluff	OL	6-4	313	Fr.	HS	Columbia, Miss. / Columbia HS
76	Isaiah Robinson	OL	6-7	330	RSo.	SQ	Arlington, Texas / Lamar HS
77	Colton Thomasson	OL	6-8	320	RSo.	1L	Spring Branch, Texas / Smithson Valley HS / Texas A&M
78	Joe Crocker	OL	6-6	339	RSo.	TR	Ascot, England / Franklin Road Academy [Tenn.] / Louisville
79	Connor Cameron	OL	6-7	304	RFr.	TR	Gilbert, Ariz. / Camp Verde HS / Arizona State
80	Jackson Baird	WR	6-4	192	RFr.	RS	Waco, Texas / Midway HS
81	Seth Weller	WR	6-4	207	RJr.	RS	Olympia, Wash. / Tumwater HS / Redlands CC
82	Cody Mladenka	TE	6-5	250	RJr.	1L	The Woodlands, Texas / College Park HS
83	Jadon Porter	WR	6-1	190	So.	1L	Lorena, Texas / Lorena HS
84	Chase Collier	WR	6-1	178	Fr.	HS	Jacksonville, Fla. / The Bolles School
85	Matthew Klopfenstein	TE	6-4	250	Jr.	2L	Scottsdale, Ariz. / Horizon HS
86	Hawkins Polley	TE	6-4	260	RSo.	1L	Houston, Texas / Stratford HS
87	Ashton Jones	WR	6-5	205	Fr.	HS	Pearland, Texas / Shadow Creek HS
88	Samu Taumanupepe	DL	6-3	376	RSo.	TR	Humble, Texas / Atascocita HS / Texas A&M
88	Taz Williams Jr.	WR	6-0	189	Fr.	HS	Red Oak, Texas / Red Oak HS
89	Daniel Edeni	WR	6-2	199	RFr.	RS	San Antonio, Texas / O'Connor HS
90	Alessandro Lorenzetti	DL	6-5	298	RJr.	TR	Montreal, Quebec / The Loomis Chaffee School [Conn.] / Michigan
91	Adonis Friloux	DL	6-2	346	5Sr.	TR	Ama, La. / Hahnville HS / Tulane
92	Trent Thomas	DL	6-6	259	RSo.	SQ	Missouri City, Texas / Thurgood Marshall HS
93	DK Kalu	DL	6-4	309	RSo.	1L	Missouri City, Texas / Ridge Point HS
93	Dylan Schaub	LS	6-5	236	RSo.	1L	New Waverly, Texas / New Waverly HS
94	Caden Boenig	DL	6-1	247	RFr.	RS	Austin, Texas / Austin Westlake HS
94	Palmer Williams	P	6-2	203	Jr.	2L	Advance, N.C. / Davie HS
95	Alex Foster *	DL	6-5	292	RFr.	RS	Greenville, Miss. / St. Joseph HS
96	Connor Hawkins	K	6-2	199	RFr.	RS	Liberty Hill, Texas / Liberty Hill HS
96	Tonga Lolohea	DL	6-5	334	RSr.	SQ	Eules, Texas / Trinity HS / Lamar / North Texas / Tyler JC
97	Hayden Arnold	K	5-8	189	RSo.	SQ	Austin, Texas / Vandegrift HS
98	Rhett Armstrong	K	6-5	215	Fr.	HS	Monument, Colo. / Palmer Ridge HS
98	Jackson Blackwell	DL	6-3	322	Fr.	HS	Lorena, Texas / Lorena HS

\* Alex Foster passed away on May 29 and will be listed as a member of the 2025 roster throughout the season

COACHING STAFF

**Head Coach:** Dave Aranda (Cal Lutheran, 1999)  
**Associate Head Coach/Running Backs:** Khenon Hall (Illinois State, 2010)  
**Defensive Coordinator/Safeties:** Matt Powledge (Sam Houston, 2009)  
**Offensive Coordinator/Quarterbacks:** Jake Spavital (Missouri State, 2008)  
**Defensive Pass-Game Coordinator/Cornerbacks:** Paul Gonzales (UC Davis, 2007)  
**Asst. Coach/Tight Ends:** Jarrett Anderson (New Mexico, 1993)  
**Asst. Coach/Wide Receivers:** Dallas Baker (Florida, 2006)  
**Asst. Coach/Defensive Line:** Inoke Breckterfield (Oregon State, 1998)  
**Asst. Coach/Inside Linebackers:** Jamar Chaney (Mississippi State, 2009)  
**Asst. Coach/Outside Linebackers:** Carson Hall (Georgia, 2017)  
**Asst. Coach/Offensive Line:** Mason Miller (Valdosta State, 1999)

BAYLORBears.com

ALPHABETICAL ROSTER

NO.	PLAYER, POS.
0	Jackie Marshall, DL
54	David Marshall Jr., DL
82	Cody Mladenka, TE
51	Kamaurn Morgan, OLB
21	Bo Onu, S
71	Matthew Parker, OL
26	Colin Peacock, S
35	Dawson Pendergrass, RB
86	Hawkins Polley, TE
83	Jadon Porter, WR
16	Kobe Prentice, WR
72	Coleton Price, OL
38	Jacob Redding, S
45	Kyland Reed, LB
13	Sawyer Robertson, QB
76	Isaiah Robinson, OL
93	Dylan Schaub, LS
36	Ryne Shackelford, WR
74	Kaden Sieracki, OL
66	Koltin Sieracki, OL
16	Kendrick Simpkins, S
28	Calvin Simpson-Hunt, CB
63	Wyatt Swaner, OL
88	Samu Taumanupepe, DL
17	Cade Tessier, QB
59	Devonte Tezino, DL
11	Keaton Thomas, LB
92	Trent Thomas, DL
77	Colton Thomasson, OL
65	Sean Thompkins, OL
25	LeVar Thornton Jr., CB
61	Cayden Tone, OL
1	Michael Trigg, TE
57	Wes Tucker, OL
13	Devin Turner, S
23	Michael Turner, RB
17	Tyler Turner, S
7	Bryson Washington, RB
20	Jacorey Watson, WR
81	Seth Weller, WR
11	Walker White, QB
43	Brody Wilhelm, TE
94	Palmer Williams, P
27	Tevin Williams III, CB
5	Carl Williams IV, S
88	Taz Williams Jr., WR
18	Caldra Williford, CB
2	Kole Wilson, WR
32	Emar'ion Winston, OLB
44	Ke'Breion Winston, LB
29	Kris Wokomah, S

## DEPTH CHART @ SMU

## OFFENSE

<b>WR</b>	<b>2 KOLE WILSON (5-9, 171, SR.)</b>
	16 Kobe Prentice (5-11, 190, Sr.)
	83 Jadon Porter (6-1, 190, So.)
	84 Chase Collier (6-1, 178, Fr.) -OR-
	20 Jacorey Watson (5-10, 189, Fr.)
<b>LT</b>	<b>69 SIDNEY FUGAR (6-5, 343, RSR.)</b>
	65 Sean Thompkins (6-5, 300, RSo.)
<b>LG</b>	<b>62 RYAN LENGUEL (6-6, 312, RJR.)</b>
	77 Colton Thomasson (6-8, 320, RSo.)
<b>C</b>	<b>72 COLETON PRICE (6-2, 318, RJR.)</b>
	66 Koltin Sieracki (6-4, 314, RFr.)
<b>RG</b>	<b>68 OMAR AIGBEDION (6-3, 310, SR.)</b>
	75 Harrison Cluff (6-4, 313, Fr.)
<b>RT</b>	<b>74 KADEN SIERACKI (6-9, 317, RSO.)</b>
	71 Matthew Parker (6-7, 329, Fr.)
<b>WR</b>	<b>34 JOSH CAMERON (6-1, 224, RSR.)</b>
	87 Ashton Jones (6-4, 185, Fr.)
	31 Mason Dossett (6-1, 194, RFr.)
<b>WR</b>	<b>6 ASHTYN HAWKINS (5-10, 168, 6SR.)</b>
	4 Louis Brown IV (6-2, 192, Sr.)
	88 Taz Williams Jr. (6-0, 189, Fr.)
<b>TE</b>	<b>1 MICHAEL TRIGG (6-4, 240, SR.)</b>
	85 Matthew Klopfenstein (6-4, 250, Jr.)
	12 Kelsey Johnson (6-3, 248, RJr.)
<b>QB</b>	<b>13 SAWYER ROBERTSON (6-4, 220, RSR.)</b>
	14 Nate Bennett (6-1, 184, RFr.) -OR-
	15 Edward Griffin (6-1, 205, Fr.) -OR-
	11 Walker White (6-4, 230, RFr.)
	17 Cade Tessier (6-4, 225, RSo.)
<b>RB</b>	<b>7 BRYSON WASHINGTON (6-0, 216, RSO.)</b>
	22 Caden Knighten (5-11, 212, Fr.)
	23 Michael Turner (6-0, 220, Fr.)
	27 Joseph Dodds (6-0, 220, RFr.)
	37 Joseph Hagman (6-1, 225, RSo.)
<b>FB</b>	<b>86 HAWKINS POLLEY (6-3, 260, RSO.) -OR-</b>
	<b>82 CODY MLADENKA (6-5, 250, RJR.)</b>

## DEFENSE

<b>F</b>	<b>0 JACKIE MARSHALL (6-3, 306, RSR.)</b>
	92 Trent Thomas (6-6, 259, RSo.) -OR-
	53 Ronnie Mageo (6-5, 294, RJr.)
	57 Christopher Johnson (6-3, 255, Fr.)
<b>N</b>	<b>93 DK KALU (6-4, 309, RSO.)</b>
	91 Adonis Friloux (6-2, 346, 5Sr.) -OR-
	88 Samu Taumanupepe (6-3, 376, RSo.)
	98 Jackson Blackwell (6-3, 322, Fr.)
<b>E</b>	<b>9 COOPER LANZ (6-4, 286, RSR.) -OR-</b>
	<b>59 DEVONTE TEZINO (6-5, 294, RJR.)</b>
	96 Tonga Lolohea (6-5, 334, RSR.)
	90 Alessandro Lorenzetti (6-5, 298, RJr.)
<b>W</b>	<b>50 MATTHEW FOBBBS-WHITE (6-3, 235, JR.) -OR-</b>
	<b>40 KYLER JORDAN (6-2, 255, RJR.) -OR-</b>
	<b>32 EMAR'RION WINSTON (6-4, 247, JR.)</b>
	52 Corey Kelly (6-3, 249, RSo.) -OR-
	51 Kamaurnyn Morgan (6-5, 251, Fr.)
	55 Jaylin Jones (6-6, 223, So.)
<b>MAC</b>	<b>11 KEATON THOMAS (6-2, 229, RJR.) -OR-</b>
	<b>36 TRAVION BARNES (6-0, 243, SR.)</b>
	42 Jeremy Evans (6-1, 218, RJr.)
	44 Ke'Breion Winston (6-1, 208, Fr.)
<b>ROVER</b>	<b>45 KYLAND REED (6-1, 218, SO.) -OR-</b>
	<b>31 PHOENIX JACKSON (6-0, 223, RSR.)</b>
	41 Kaleb Burns (6-1, 223, Fr.)
	49 Trey Laurence (6-0, 223, RSo.)
<b>NICKEL</b>	<b>33 DJ COLEMAN (6-1, 210, JR.) -OR-</b>
	<b>16 KENDRICK SIMPKINS (6-0, 199, SR.) -OR-</b>
	<b>15 CARL WILLIAMS IV (6-1, 192, JR.)</b>
	21 Bo Onu (6-1, 202, Fr.)
	37 Demetrius Brisbon (5-11, 183, Fr.)
<b>CB</b>	<b>27 TEVIN WILLIAMS III (6-1, 199, RSR.)</b>
	8 Caden Jenkins (6-1, 178, Jr.)
	18 Caldra Williford (5-9, 180, RJr.)
	19 Leo Almanza Jr. (6-2, 189, Fr.)
	34 MJ Artmore Jr. (6-1, 191, RSo.)
<b>FS</b>	<b>38 JACOB REDDING (6-1, 196, RSO.) -OR-</b>
	<b>17 TYLER TURNER (6-0, 197, RSO.) -OR-</b>
	<b>29 KRIS WOKOMAH (6-0, 189, RFR.)</b>
	30 Michael Allen (5-7, 182, RJr.)
	26 Colin Peacock (6-1, 207, Fr.)
<b>SS</b>	<b>3 DEVYN BOBBY (5-11, 198, SR.)</b>
	24 Micah Gifford (6-3, 207, So.)
	20 Placide Djungu-Sungu (6-1, 200, Sr.) -OR-
	23 Cameren Jenkins (6-1, 200, RSo.)
<b>CB</b>	<b>25 LEVAR THORNTON JR. (6-3, 182, RSO.)</b>
	28 Calvin Simpson-Hunt (6-0, 215, RSo.)
	14 KJ Makins (5-10, 185, 5Sr.)
	22 Reggie Bush (6-0, 195, RJr.)
	12 Kyler Beaty (6-2, 205, RFr.)

## SPECIAL TEAMS

<b>FG</b>	<b>98 RHETT ARMSTRONG (6-5, 215, FR.) -OR-</b>
	<b>96 CONNOR HAWKINS (6-1, 199, RFR.)</b>
<b>KO</b>	<b>98 RHETT ARMSTRONG (6-5, 215, FR.) -OR-</b>
	<b>96 CONNOR HAWKINS (6-1, 199, RFR.)</b>
<b>P</b>	<b>94 PALMER WILLIAMS (6-2, 203, JR.)</b>
	98 Rhett Armstrong (6-5, 215, Fr.)
<b>KR</b>	<b>6 ASHTYN HAWKINS (5-10, 168, 6SR.) -OR-</b>
	<b>16 KOBE PRENTICE (5-11, 190, SR.) -OR-</b>
	<b>2 KOLE WILSON (5-9, 171, SR.)</b>
<b>PR</b>	<b>34 JOSH CAMERON (6-1, 224, RSR.) -OR-</b>
	<b>6 ASHTYN HAWKINS (5-10, 168, 6SR.)</b>
<b>LS</b>	<b>60 DRAKE KNOBLOCH (6-2, 268, RJR.) -OR-</b>
	<b>93 DYLAN SCHAUB (6-5, 236, RSO.)</b>
<b>H</b>	<b>97 HAYDEN ARNOLD (5-8, 185, RSO.) -OR-</b>
	<b>94 PALMER WILLIAMS (6-2, 201, SO.)</b>

\* generally, players listed with "-OR-" are listed alphabetically

## CAREER STARTS

31	Ashtyn Hawkins*
26	Devyn Bobby, Devin Turner*
25	Josh Cameron
23	Kendrick Simpkins*
22	Sidney Fugar*
20	Coleton Price
18	Caden Jenkins
15	Louis Brown IV*, Jackie Marshall, Sawyer Robertson
14	Omar Aigbedion, Ryan Lengyel, Keaton Thomas, Cooper Lanz
13	Michael Trigg* Bryson Washington,
12	Carl Williams IV
11	Travion Barnes*, Kelsey Johnson, Kaden Sieracki
8	Kyler Jordan, Owin Williams III
3	Kobe Prentice*, DJ Coleman, Emar'ron Winston*
2	DK Kalu
1	Jeremy Evans

## CONSECUTIVE BAYLOR STARTS

26	Devyn Bobby
20	Coleton Price, Josh Cameron
14	Ryan Lengyel, Omar Aigbedion, Jackie Marshall, Keaton Thomas
13	Bryson Washington, Sawyer Robertson
9	Sidney Fugar
3	Tevin Williams III
2	DJ Coleman

## CAREER GAMES PLAYED

48	Kendrick Simpkins*, Ashtyn Hawkins
42	Josh Cameron
39	Devyn Bobby, Phoenix Jackson*
38	Adonis Friloux*
36	Kobe Prentice*
35	Cooper Lanz
34	Louis Brown IV*
33	Sidney Fugar*
32	Devin Turner*
31	Emar'ron Winston*
30	Tevin Williams III
29	Kyler Jordan
28	Michael Trigg*, Placide Djungu-Sungu*
27	Kelsey Johnson, Micah Gifford
26	DJ Coleman, Jackie Marshall, Kaden Sieracki, Palmer Williams, Kole Wilson*
25	Sawyer Robertson
24	Dawson Pendergrass, Caden Jenkins, DJ Coleman
23	Matthew Klopfenstein, Jeremy Evans
22	Coleton Price
20	Carl Williams IV
19	Ryan Lengyel, Michael Allen, Reggie Bush II
18	Levar Thornton, Cameren Jenkins*, Tyler Turner*
16	Bryson Washington, Devonte Tezino, Colton Thomasson, Drake Knobloch*, Jacob Redding
15	Omar Aigbedion, Calvin Simpson-Hunt*
14	Keaton Thomas
12	Hawkins Polley, Jaylin Jones*
11	Corey Kelly
10	Kyland Reed
8	Jadon Porter

\* - Indicates including previous school