

BAYLOR

Follow **Baylor Football** on X, Instagram and Facebook: **@BUFootball**

FOOTBALL GAME NOTES



GAME 1



RV/RV **BAYLOR** (0-0, 0-0 Big 12) vs. RV/RV **AUBURN** (0-0, 0-0 SEC)

Aug. 29, 2025 • 7 p.m. • **FOX** • Listen: **Baylor Sports Media Network via ESPN Central Texas**
Waco, Texas • **McLane Stadium (45,140)** • Social Media: **@BUFootball** | **#SicEm**

MEDIA INFORMATION

TV: FOX

Talent: Jason Benetti (pxp), Robert Griffin III (analyst), Alexa Landestoy (sideline)

BU Radio: Baylor Sports Media Network

Talent: John Morris (pxp), Nick Florence (analyst), Ricky Thompson (sideline)

Satellite: Sirius XM 84

National Radio: Elite Media Network

Talent: Mike Morgan (pxp), Tom Ramsey (analyst)

Live Stats: [BaylorStats.com](https://baylorstats.com)

X, IG, FB: **@BUFootball** | **#SicEm**

BAYLOR BEARS 0-0, 0-0 Big 12

Ranking	RV — AP, RV — Coaches
Head Coach	Dave Aranda (Cal Lutheran, 1999)
Career Record	31-30 (6th season)
Baylor Record	31-30 (6th season)
vs. Auburn	first meeting

AUBURN TIGERS 0-0,0-0 SEC

Ranking	RV — AP, RV — Coaches
Head Coach	Hugh Freeze (Southern Miss, 1992)
Career Record	87-61 (12th season)
Auburn Record	11-14 (3rd season)
vs. Baylor	first meeting

BAYLOR COACHING STAFF

On the Field

Dave Aranda	Head Coach
Khenon Hall	Associate Head Coach/Running Backs
Matt Powledge	Defensive Coordinator/Safeties
Jake Spavital	Offensive Coordinator/QBs
Paul Gonzales Def.	Pass-Game Coordinator/Cornerbacks
Jarrett Anderson	Tight Ends
Dallas Baker	Wide Receivers
Inoke Breckterfield	Defensive Line
Jamar Chaney	Inside Linebackers
Carson Hall	Outside Linebackers
Mason Miller	Offensive Line
Rhett Holcomb	Quarterbacks
Anthony Marciano	Linebackers

BAYLOR ATHLETICS COMMUNICATIONS

BRENT INGRAM Primary Contact
210-845-8651 • Brent_Ingram@baylor.edu

MAX CALDERONE Secondary Contact
254-265-1639 • Max_Calderone@baylor.edu

JOSIE HUTTON Secondary Contact
254-709-7720 • Josie_Hutton@baylor.edu

MATT ROBERTS Secondary Contact
254-227-2280 • WM_Roberts@baylor.edu

STORY LINES

- Baylor opens its 2025 season with a lid-lifter vs. a stout Auburn team on Aug. 29 at McLane Stadium.
- The Bears own a 2-1-1 record all-time against Auburn and are 0-0-1 in games played in Waco. This is the first meeting since 1976.
- Baylor returns a bevy of talent from a 2024 roster that featured the nation's 20th-best offense, also ranking No. 19 in scoring offense and No. 19 in team passing efficiency.
- QB **Sawyer Robertson** is the nation's leading returner in QBR (83.7), after ranking fifth nationally last year. Robertson slung 28 TDs and threw for 3,071 yards in his first season as a near full-time starter, taking over in week 3.
- RB Bryson Washington shattered the program freshman record for rushing yards, totaling 1,028 yards and 12 TDs.
- Punter **Palmer Williams** led the nation in punting among those who punted at least 2.5 times per game. He booted it 43 times for a 49.3 yard average, the best in school history.
- LB **Keaton Thomas** made 114 tackles last year, and enters the season as a preseason All-American, and is on the watch list for the Butkus, Nagurski and Bednarik Awards.
- Coach **Dave Aranda** is in his sixth season leading the Bears and his second season as the defensive play caller and primary inside linebackers coach.
- Offensive Coordinator **Jake Spavital** is back for year two after resurrecting the offensive fireworks in Waco in 2024. **Matthew Powledge** is in his third year as the defensive coordinator.
- Baylor AD **Mack Rhoades IV** will serve as the Chairman of the CFP Selection Committee in 2025, his second year on the committee.
- Baylor has been credited as playing the nation's toughest non-conference schedule according to On3, facing Auburn and No. 16 SMU in consecutive weeks to open the year.
- The Bears are wearing Chrome helmets for the first time since the 2017 season and will pair it with anthracite jerseys for a "Blackout on the Brazos" promotion.
- Baylor will wear a helmet patch throughout the season to honor the tragic death of freshman defensive lineman **Alex Foster**, who passed away in May during a visit to his hometown in Mississippi.

SCHEDULE

	Aug. 29	Auburn at Baylor	FOX	7 p.m.
		Waco, Texas / McLane Stadium (45,140) / BU leads, 2-1-1, last meeting in 1976		
	Sept. 6	Baylor at #16/16 SMU	CW	11 a.m.
		Dallas, Texas / Gerald J. Ford Stadium (32,000) / BU leads, 39-36-7; BU has won 13 straight, last in 2016		
	Sept. 13	Samford at Baylor	ESPN+	11 a.m.
		Waco, Texas / McLane Stadium (45,140) / BU leads 2-0, last faced in 2005		
	Sept. 20	#11/11 Arizona State at Baylor	TBD	TBD
		Waco, Texas / McLane Stadium (45,140) / ASU leads, 1-0, last meeting in 1990		
	Sept. 27	Baylor at Oklahoma State	TBD	TBD
		Stillwater, Okla. / Boone Pickens Stadium (53,855) / OSU leads, 23-20, BU won in 2024 in Waco		
	Oct. 4	#17/20 Kansas State at Baylor	TBD	TBD
		Waco, Texas / McLane Stadium (45,140) / KSU leads series, 11-10, won last in 2023 in Manhattan		
	Oct. 18	Baylor at TCU	TBD	TBD
		Fort Worth, Texas / Amon G. Carter Stadium (46,000) / TCU leads, 59-54-7, BU won in 2024 in Waco		
	Oct. 25	Baylor at Cincinnati	TBD	TBD
		Cincinnati, Ohio / Nippert Stadium (40,000) / BU won lone meeting in series in 2023 in Cincy		
	Nov. 1	UCF at Baylor	TBD	TBD
		Waco, Texas / McLane Stadium (45,140) / Ted, 1-1, BU won via historic comeback in 2023 in Orlando		
	Nov. 15	Utah at Baylor	TBD	TBD
		Waco, Texas / McLane Stadium (45,140) / UU leads, 2-0, Utes won non-conf. game in Salt Lake in 2024		
	Nov. 22	Baylor at Arizona	TBD	TBD
		Tucson, Ariz. / Arizona Stadium (50,782) / BU leads, 1-0, last meeting in 1992		
	Nov. 29	Houston at Baylor	TBD	TBD
		Waco, Texas / McLane Stadium (45,140) / BU leads, 15-14-1, won in 2024 in Houston		



DAVE
ARANDA

HEAD COACH, FIFTH SEASON

THE ARANDA FILE

PERSONAL

Born: Sept. 29, 1976
Family: wife: Dione; children: Jaelyn, Jordyn, Ronin

EDUCATION

California Lutheran, 1999 (Philosophy)
Texas Tech, 2002 (Interdisciplinary Studies)

COACHING EXPERIENCE

1995	Redlands (Calif.) High School, DC/LB/OL
1996-99	California Lutheran, linebackers
2000-02	Texas Tech, graduate assistant
2003-04	Houston, linebackers
2005-06	California Lutheran, DC/linebackers
2007	Delta State, co-DC/secondary
2008-09	Hawaii, defensive line
2010-11	Hawaii, defensive coordinator
2012	Utah State, defensive coordinator
2013-15	Wisconsin, DC/ILB
2016	LSU, DC/linebackers
2017-19	LSU, AHC/DC/linebackers
2020-pres.	Baylor, head coach

THE ARANDA WORKSHEET

YEAR	SCHOOL	OVERALL	CONFERENCE
		RECORD	RECORD
2020	Baylor	2-7	2-7
2021	Baylor	12-2	7-2
2022	Baylor	6-7	4-5
2023	Baylor	3-9	2-7
2024	Baylor	8-5	6-3
2025	Baylor	0-0	0-0
TOTAL	6th season	31-30	21-24

BAYLOR IN THE POLLS

WEEK	W/L	AP	COACHES	CFP
PRE	0-0	RV	RV	---

SCOUTING THE TIGERS

- Auburn is under the direction of third-year head coach Hugh Freeze, who took over after a strong tenure at Liberty from 2019-22, with time as the head coach at Ole Miss from 2012-16.
- Freeze has gone 11-14 over his first two seasons and is assisted by offensive coordinator Derrick Nix and defensive coordinator DJ Durkin. Nix is in his second season after spending the previous 12 years as the running backs coach and wide receivers coach at Ole Miss, including helping spur the Rebels to an 11-2 record in his final season. Durkin is in his second year after serving as the defensive coordinator at Texas A&M for two seasons, two seasons as the linebackers coach at Ole Miss and as a former DC at Michigan and Florida. Durkin was the head coach at Maryland for the 2016-17 seasons. Chad Lunsford serves as the special teams coordinator, his second stint at Auburn (2009-12). Lunsford is a former head coach at Georgia Southern, associate head coach at FAU – including a two-game interim stint.
- The Tigers went 5-7 and 2-6 in the Southeastern Conference a year ago, posting wins over Alabama A&M, New Mexico, Kentucky, ULM and Texas A&M. AU bounced back from a four-game losing streak in the midseason to win three of four games before a 14-point loss to Alabama ended the bowl hopes.
- Auburn ranked No. 71 nationally in offense in each of the first two seasons under Freeze, and is coming off a season where the defense ranked No. 28 nationally in points allowed (21.3), and ninth in fewest yards allowed per rush (3.08). AU averaged 429.4 yards per game, including 263.9 passing and 165.5 rushing. Defensively, AU averaged 330.8 yards per game, allowing 213 passing and 117.8 rushing.
- The Tigers had a great offseason in the transfer portal, adding potential starters in QB Jackson Arnold (Oklahoma), WRs Eric Singleton Jr. (Georgia Tech) and Horatio Fields (Wake Forest), in addition to OL standout Xavier Chaplin (Virginia Tech). Freshman five-star QB Duece Knight leads a strong freshmen class for the Tigers.
- Defensively, the secondary returns Kaleb Harris, Kayin Lee, Sylvester Smith and Champ Anthony and welcomes the Mid-American Conference’s top corner in Raion Strader and Tulane transfer Rayshawn Pleasant. Keldrick Falk returns on the defensive line after leading the team in sacks (seven) and ranking second in TFL (11).
- Alex McPherson returns as the leader to win the kicking job, Oklahoma State transfer Hudson Kaak could take over punting and one of the nation’s best kickoff returners, Jeremiah Cobb is back in the fold.
- Auburn is led by Athletics Director John Cohen, who took over in the fall of 2022 after a historic run at Mississippi State, where he was a star baseball player and later one of the top college baseball coaches in the nation. Cohen served as the head coach at Kentucky from 2004-08, leading the Wildcats to a historic run that saw the first worst-to-first finish in SEC baseball history. He then took over as the head coach of the Bulldogs, leading MSU to the 2013 CWS finals and titles in the SEC regular season and tournaments. He led the best run in MSU athletics history as its AD following the departure of Scott Stricklin to Florida, highlighted by the first national championship in any team sport in school history, the 2021 baseball title. All told, a total of five MSU programs had the best seasons in school history under his watch as AD.
- Former Georgia Southern AD Jared Benko is the Executive Deputy AD, joining Tim Jackson (fundraising), Djenane Paul (SWA) and Rhett Hobart (external) as Deputy ADs.

SERIES HISTORY

- This will be the fourth all-time meeting between Baylor and Auburn and the first since 1976 on The Plains.
- The Bears own a 2-1-1 lead in the series and is 0-1-1 in games played in Waco.
- Baylor won 15-14 in 1976 in Auburn, which followed a 10-10 tie in 1975 in Waco and a 14-8 win for BU in 1965.
- The series started in the Gator Bowl in 1954, a 33-13 Auburn win in Jacksonville.

LAST MEETING

- In the 1976 meeting, Baylor had a thrilling fourth quarter that saw a total of 13 combined fumbles, with 10 lost, including six by the Tigers. Mark Jackson found Tommy Davidson for a 12-yard TD pass with 4:43 left in the fourth quarter to pull within 14-13 and went for the two-point conversion and the eventual win, executing the same play – Jackson to Davidson – for the 15-14 lead.
- The Bears rushed for 136 yards and threw for 142, while Auburn rushed for 187 yards and threw for 172.

CONNECTING THE TEAMS

- Among the connections for the programs is first-year Auburn Associate AD Taylor Bryan, who served as the football SID and Associate AD at Baylor for four seasons. Baylor redshirt freshman QB Walker White also played for the Tigers in 2024, serving as the back-up QB after signing as a four-star prospect.

UP NEXT

- Baylor will keep up a rugged start to the season with a clash at No. 16/16 SMU on Sept. 6 in Dallas at Gerald J. Ford Stadium. Kickoff is slated for 11 a.m. and the game will be televised live on cable network CW, and broadcast live on the Baylor Sports Media Network.

BEARS IN NATIONAL STAT RANKINGS

- Baylor ranked among the nation’s top 40 leaders in 20 categories in 2024. Below are the returnees ranks.

Statistic	NCAA Rank	Big 12 Rank	Value
3rd Down Conversion %	32	4	.438
3rd Down Covernion % Defense	35	2	.358
Blocked Kicks	27	4	2
Blocked Punts	20	3	1
1st Down Offense	27	4	299
Fewest Fumbles Lost	24	2	5
Net Punting	8	1	43.18
Interceptions	27	5	14
Passing Offense	34	5	261.3
Passing Yards per Completion	22	4	13.43
Punt Returns	1	1	20.71
Red Zone Defense	36	2	.792
Sacks Allowed	36	7	1.46
Scoring Offense	19	2	34.4
Tackles for Loss Allowed	4	1	3.54
Team Passing Efficiency	19	4	150.28
Total Offense	20	3	440.1
Turnover Margin	35	5	.46
Turnovers Gained	36	6	21
Fewest Turnovers Lost	32	2	15

Sawyer Robertson, QB

Statistic	NCAA Rank	Big 12 Rank	Value
Passing Efficiency	14	2	153.1
Passing TDs	14	2	28
Passing Yards	25	5	3,071
Passing Yards Per Game	21	4	255.9
Passing Yards Per Completion	21	3	13.41
Points Responsible For	18	4	194
Points Responsible For Per Game	11	2	16.2
Total Offense	21	5	275.1
Yards Per Pass Attempt	20	3	8.35

Bryson Washington, RB

Statistic	NCAA Rank	Big 12 Rank	Value
All Purpose	32	6	113.18
Rush Yards Per Carry	25	3	5.87
Rushing TDs	35	7	12
Rushing Yards Per Game	27	7	93.5

Josh Cameron, WR/PR

Statistic	NCAA Rank	Big 12 Rank	Value
Receiving TDs	13	2	10

Travion Barnes, LB (2024 at FIU)

Statistic	NCAA Rank	Big 12 Rank	Value
Total Tackles	6	-	129
Total Tackles Per Game	3	-	11.7

Devyn Bobby, S

Statistic	NCAA Rank	Big 12 Rank	Value
Fumbles Recovered	19	2	2

Keaton Thomas, LB

Statistic	NCAA Rank	Big 12 Rank	Value
Total Tackles	27	2	114
Total Tackles Per Game	27	2	8.8

RECORD BREAKDOWN

Current Streak	Lost 1
Current Home Streak	Won 3
Current Neutral Streak	Lost 2
Current Road Streak	Won 3
Last Win	45-17 vs. Kansas (11/30/24)
Last Home Win	45-17 vs. Kansas (11/30/24)
Last Neutral Win	21-7 vs. #8 Ole Miss (1/1/22)
Last Road Win	20-10 at Houston (11/23/24)
Last Loss	44-31 vs. LSU (12/31/24)
Last Home Loss	38-28 vs. #22 BYU (9/28/24)
Last Neutral Loss	44-31 vs. LSU (12/31/24)
Last Road Loss	43-21 at #16 Iowa State (10/5/24)

	2024	Under Aranda
Home	5-1	18-12
Road	3-3	11-15
Neutral	0-1	2-2
Natural Grass	0-2	3-8
Artificial Turf	8-3	28-21
Day Games	4-3	20-17
Night Games	4-2	11-12
vs. AP Ranked Opponents	0-3	5-15
August	1-0	1-0
September	1-3	11-7
October	2-1	8-9
November	4-0	9-9
December	0-1	1-4
January	0-0	1-0
Leading at Halftime	6-1	25-6
Trailing at Halftime	1-4	4-21
Tied at Halftime	1-0	2-2
Scoring First	4-3	20-11
Opponent Scoring First	4-3	11-18
Score < 20 Points	0-1	0-13
Score 20+ Points	7-5	27-16
Score 30+ Points	7-2	24-5
Score 40+ Points	4-0	11-1
Score 50+ Points	1-0	3-0
Score 60+ Points	0-0	2-0
Opponent Scores < 20 Points	4-0	15-0
Opponent Scores 20+ Points	3-5	14-26
Opponent Scores 30+ Points	3-4	6-18
Opponent Scores 40+ Points	0-2	0-7
Gain < 20 First Downs	0-2	3-16
Gain 20+ First Downs	8-2	28-12
Opponent Gains < 20 First Downs	4-1	18-8
Opponent Gains 20+ First Downs	4-4	13-22
More Rushing Yards Than Opponent	7-1	24-7
Fewer Rushing Yards Than Opponent	1-4	7-22
Rush For < 100 Yards	0-3	3-14
Rush For 100+ Yards	7-2	27-15
Opponent Rushes For < 100 Yards	2-1	11-4
Opponent Rushes For 100+ Yards	6-4	20-24
More Passing Yards Than Opponent	5-2	16-14
Fewer Passing Yards Than Opponent	3-3	15-15
Pass For < 200 Yards	0-2	8-8
Pass For 200+ Yards	8-3	21-21
Opponent Passes For < 200 Yards	3-1	15-10
Opponent Passes For 200+ Yards	5-4	15-19
More Total Yards Than Opponent	8-2	25-9
Fewer Total Yards Than Opponent	0-3	7-20
Gain < 300 Total Yards	0-1	2-9
Gain 300+ Total Yards	8-4	29-20
Opponent Gains < 300 Total Yards	3-1	12-2
Opponent Gains 300+ Total Yards	4-4	18-27
Commit No Turnovers	4-0	11-7
Commit < 3 Turnovers	3-5	21-23
Commit 3+ Turnovers	2-0	3-2
Force < 3 Turnovers	3-5	20-26
Force 3+ Turnovers	3-0	8-3
Commit < 6 Penalties	2-2	16-14
Commit 6 or + Penalties	6-2	15-14
3rd Down % < 25	0-0	0-6
3rd Down % 25-49	4-4	20-22
3rd Down % 50+	4-0	11-1
Opponent 3rd Down % < 25	3-0	7-2
Opponent 3rd Down % 25-49	5-4	19-16
Opponent 3rd Down % 50+	0-1	5-11
Lead Time of Possession	2-1	18-10
Trail Time of Possession	6-4	13-19
Overtime Games	0-1	0-4

2025 HONORS**OMAR AIGBEDION, OL**

Outland Trophy Watch List

Preseason First-Team All-Big 12 (Phil Steele)

Preseason Second-Team All-Big 12

(Athlon, Pick Six Previews)

Preseason Second-Team All-Texas (DCTF)

TRAVION BARNES, LB

DCTF Texas 50 (No. 46)

Preseason Second-Team All-Texas (DCTF)

Preseason Third-Team All-Big 12 (Phil Steele)

Preseason Fourth-Team All-Big 12 (Athlon)

JOSH CAMERON, WR/PR

Biletnikoff Award Watch List

Hornung Award Watch List

Senior Bowl Top 300 List

Earl Campbell Tyler Rose Award Watch List

Bruce Feldman's Freaks List (No. 49)

DCTF Texas 50 (No. 23)

Preseason First-Team All-America, PR (Athlon)

Preseason All-Big 12, PR/KR (Big 12 Media)

Preseason First-Team All-Texas, WR (DCTF)

Preseason First-Team All-Big 12, WR

(Pick Six Previews)

Preseason Second-Team All-Big 12, WR

(Athlon, Phil Steele)

Preseason Second-Team All-Big 12, PR

(Phil Steele)

SIDNEY FUGAR, OL

Preseason Third-Team All-Big 12

(Pick Six Previews)

Preseason Fourth-Team All-Big 12 (Phil Steele)

CADEN JENKINS, CB

Preseason Fourth-Team All-Big 12 (Athlon)

RYAN LENGYEL, OL

Preseason Fourth-Team All-Big 12 (Athlon)

JACKIE MARSHALL, DL

DCTF Texas 50 (No. 38)

Senior Bowl Top 300 List

Preseason Second-Team All-Big 12

(Athlon, Pick Six Previews)

Preseason Second-Team All-Texas (DCTF)

Preseason Third-Team All-Big 12 (Phil Steele)

COLETON PRICE, OL

Rimington Trophy Watch List

Preseason Fourth-Team All-Big 12 (Athlon)

ELITE SCHEDULE

- Baylor is one of two teams in the nation to play 11 power-4 conference opponents in 2025, joining TCU.
- The Bears have consistently been ranked as owning the toughest non-conference schedule in college football in 2025, facing Auburn, SMU and Samford. On3 and Sports Illustrated have singled out Baylor's non-league slate as the toughest in the nation.
- According to the Kelley Ford Ratings, Baylor has the sixth-best home schedule in college football, behind only Iowa State, Oklahoma, Notre Dame, South Carolina and Oregon. Kelley Ford rates Baylor's schedule as the 35th toughest in the nation, which includes a nine-game Big 12 Conference slate.
- The Bears will face Auburn, No. 16 SMU, Samford and No. 11 Arizona State in the first four weeks.

CHROME DOME, BLACKOUT ON THE BRAZOS

- Baylor will wear its signature Chrome helmets as part of a Blackout on the Brazos for the Auburn clash on Aug. 29, which will also feature BU wearing anthracite uniforms, which were unveiled in two games in 2024.
- This marks the first time since 2017 that Baylor will wear the Chrome helmets, which were made popular during a stretch from 2013-17 that saw the Bears win consecutive Big 12 Conference Championships and advance to four straight bowl games.
- Baylor debuted the chrome helmet in an electric atmosphere in 2013 vs. West Virginia, a 73-42 win.
- Overall, the Bears are 5-4 when wearing Chrome helmets:

Chrome Helmet History

10/4/2013 vs. West Virginia: W, 73-42

11/16/2013 vs. Texas Tech (Arlington): W, 63-34

1/1/2014 vs. UCF (Fiesta Bowl): L, 42-52

10/11/2014 vs. TCU: W, 61-58

12/6/2014 vs. Kansas State: W, 38-27

1/1/2015 vs. Michigan State (Cotton Bowl): L, 41-42

12/5/2015 vs. Texas: L, 17-23

9/24/2016 vs. Oklahoma State: W, 35-24

11/11/2017 vs. Texas Tech (Arlington): L, 24-38

DAVE CALLING DEFENSIVE PLAYS

- Coach Dave Aranda enters the 2025 season in his sixth season leading the Bears.
- Aranda has taken over defensive play calling duties for the second consecutive year and serves as the lead position coach for the inside linebackers. This came after he previously let his defensive coordinators call plays, including Ron Roberts and Matt Powledge. Powledge remains the defensive coordinator and is the safeties coach in 2025.
- Aranda led the LSU defense in 2019 as the Tigers posted a perfect 15-0 record and won the National Title with a 42-25 victory over Clemson in CFP National Championship Game.
- In six seasons as defensive coordinator at Power 4 schools from 2014-19, his defenses were ranked top-12 nationally in total yards five times. The units also ranked top-10 in scoring four times in seven years from 2013-19.

A BAYLOR WIN WOULD ...

- Improve Coach Dave Aranda to 32-30 in his sixth year as the head coach of the Bears.
- Make the Bears 639-628-44 all-time.
- Improve the Bears to 5-1 under Aranda in season lid-lifters.
- Make Baylor 3-1-1 all-time against Auburn, and 3-0 in Waco.
- Make Baylor 84-134-13 against the 2022 members of the SEC (excluding TEX and OU).
- Improve the Bears to 42-26-0 all-time at McLane Stadium and 385-248-27 at home.
- Give the Bears seven wins in their last eight games.
- Make Aranda 2-1 against the SEC as a head coach.

Statistic	'22 (NCAA Rk.)	'23 (NCAA Rk.)	'24 (NCAA Rk.)	23-24 Improv. (NCAA Rk.)
3rd Down Conversion Pct. D	.458 (120)	.441 (108)	.358 (35)	.086 (+73)
Passes Intercepted	13 (30)	7 (109)	14 (27)	7 (+82)
Passing Yards Allowed	222.8 (62)	236.4 (84)	234.2 (94)	2.2 (-10)
Red Zone Defense	.902 (119)	.800 (35)	.792 (36)	.008 (-3)
Rushing Defense	148.2 (62)	184.9 (115)	152.0 (72)	32.9 (+43)
Scoring Defense	26.8 (69)	33.3 (113)	26.2 (79)	7.1 (+34)
Pass Eff. Defense	128.95 (60)	155.46 (126)	136.72 (84)	18.74 (+42)
Team Sacks	1.85 (92)	1.5 (114)	1.77 (83)	0.27 (+31)
Team TFLs	4.8 (105)	4.9 (102)	5.3 (81)	0.4 (+21)
Total Defense	371.0 (58)	421.3 (110)	386.2 (87)	35.1 (+23)
FEI Defensive Rating	.15 (52)	-.14 (103)	.08 (63)	.22 (+40)

SPAV IMPACT

- Baylor second-year offensive coordinator Jake Spavital, widely regarded as one of the top offensive minds in college football, had a staggering impact on the Bears in 2024.
- In just 13 games, Spavital transformed the Baylor offensive attack into a balanced, spread, up-tempo style, which resulted in one of the nation’s best units.
- Spavital has had a drastic impact on the production of the Bears offensive attack in just 13 games. Below is a comparison of the 2023 season vs. Spavital’s first year in Waco.

Statistic	2023 (NCAA Rank)	2024 (NCAA Rank)	Increase (+/- in FBS Rank)
3rd Down Conversion	.362 (94)	.438 (32)	+.076 (+62)
Passing Yards	236.4 (36)	261.3 (34)	+24.9 (+2)
Pass Yards/Completion	12.0 (67)	13.43 (22)	+1.43 (+45)
Red Zone Offense	.745 (116)	.830 (74)	+.085 (+42)
Rushing Offense	114.8 (109)	178.8 (42)	+64.0 (+67)
Sacks Allowed	2.83 (106)	1.46 (36)	+1.37 (+70)
Scoring Offense	23.1 (99)	34.4 (20)	+11.3 (+79)
TFL Allowed	4.9 (102)	3.54 (4)	+1.36 (+98)
Passing Efficiency	127.51 (84)	150.28 (19)	+22.77 (+65)
Total Offense	377.8 (71)	440.1 (20)	+62.3 (+51)
FEI Offensive Rating	-.28 (90)	.26 (23)	+.54 (+67)
SP+ Offensive Rating	24.5 (78)	33.5 (25)	+9 (+53)
BetaRank Offensive Rating	-0.24 (89)	1.03 (13)	+1.27(+76)

- Under Spavital, Baylor improved its total offense by a rank of 51 spots in the NCAA stats, from 377.8 yards per game in 2023 to 440.1 yards per game in 2024.
- In the analytic stats, Baylor has improved its FEI Offensive Rating by 54 points and an increase in 67 spots in the ratings.

BEARS AVOID PENALTIES

- A hallmark of Coach Dave Aranda’s approach over his six seasons has been a fixture in not committing penalties. Over the 2022-23 season, the Bears committed the fewest penalties in the conference.
- Over Aranda’s six seasons, the Bears rank seventh in the Big 12 in penalties committed, averaging just 47.6 yards per game.

BALL, BROTHERHOOD, BATTLE

- Baylor’s mantra for the offseason and heading into the 2025 season is “Ball. Brotherhood. Battle”. It started during winter conditioning following the Texas Bowl loss to LSU and has carried into the season.
- “We’ve got guys that love football,” Coach Dave Aranda said at the opening of fall camp on what ‘Ball. Brotherhood. Battle.’ meant to him. “One of the things we’re talking about on defense is asking them why they love football. Each guy will get up and talk about what their thing is and why they came to love this game. The brotherhood part is we’ve got guys that are tight and hang together off the field more than they ever have. The battle part is not accepting losing and doing whatever you can to win.”

SAWYER ROBERTSON, QB

Davey O’Brien Award Watch List
Maxwell Award Watch List
Earl Campbell Tyler Rose Award Watch List
Manning Award Watch List
Wuerffel Trophy Watch List
Senior Bowl Top 300 List
Preseason First-Team All-Big 12 (Phil Steele)
Preseason Second-Team All-Texas (DCTF)
Preseason Third-Team All-Big 12
(Athlon, Pick Six Previews)

SAMU TAUMANUPEPE, DL

Polynesian Player of the Year Award

KEATON THOMAS, LB

Chuck Bednarik Award Watch List
Bronko Nagurski Trophy Watch List
Butkus Award Watch List
Preseason Fourth-Team All-America
(Athlon, Phil Steele, Pick Six Previews)
Preseason All-Big 12 (Big 12 Media)
Preseason First-Team All-Big 12
(Athlon, Phil Steele, Pick Six Previews)
Preseason First-Team All-Texas (DCTF)

MICHAEL TRIGG, TE

John Mackey Award Watch List
Senior Bowl Top 300 List
Preseason Second-Team All-Big 12
(Athlon, Pick Six Previews)
Preseason Third-Team All-Big 12 (Phil Steele)

DEVIN TURNER, S

Preseason Fourth-Team All-Big 12
(Pick Six Previews)

BRYSON WASHINGTON, RB

Maxwell Award Watch List
Doak Walker Award Watch List
Earl Campbell Tyler Rose Award Watch List
DCTF Texas 50 (No. 11)
Senior Bowl Top 300 List
Preseason Third-Team All-America (Athlon)
Preseason All-Big 12 (Big 12 Media)
Preseason First-Team All-Big 12
(Athlon, Phil Steele, Pick Six Previews, Sports Info Solutions)
Preseason First-Team All-Texas (DCTF)

PALMER WILLIAMS, P

Ray Guy Award Watch List
Senior Bowl Top 300 List
Preseason First-Team All-America (The Athletic)
Preseason Second-Team All-America
(Phil Steele, The Sporting News)
Preseason Third-Team All-America (Athlon)
Preseason All-Big 12 (Big 12 Media)
Preseason First-Team All-Big 12

NATIONAL POLLS			
AP TOP 25			
1	Texas	0-0	1552
2	Penn State	0-0	1547
3	Ohio State	0-0	1472
4	Clemson	0-0	1398
5	Georgia	0-0	1331
6	Notre Dame	0-0	1325
7	Oregon	0-0	1236
8	Alabama	0-0	1179
9	LSU	0-0	1174
10	Miami (Fla.)	0-0	889
11	Arizona State	0-0	791
12	Illinois	0-0	713
13	South Carolina	0-0	667
14	Michigan	0-0	662
15	Florida	0-0	626
16	SMU	0-0	565
17	Kansas State	0-0	512
18	Oklahoma	0-0	463
19	Texas A&M	0-0	434
20	Indiana	0-0	423
21	Ole Miss	0-0	370
22	Iowa State	0-0	309
23	Texas Tech	0-0	274
24	Tennessee	0-0	192
25	Boise State	0-0	191
Others receiving votes: BYU 156, Utah 144, Baylor 132 , Louisville 90, Southern Cal 64, Georgia Tech 63, Missouri 33, Tulane 23, Nebraska 23, UNLV 21, Toledo 13, Auburn 10 , James Madison 9, Memphis 9, Florida St. 8, Duke 6, Liberty 5, Navy 5, Iowa 5, TCU 4 , Pittsburgh 3, Army 2, Colorado 1, Louisiana-Lafayette 1.			
USA TODAY TOP 25			
1	Texas	0-0	1606
2	Ohio State	0-0	1565
3	Penn State	0-0	1525
4	Georgia	0-0	1466
5	Notre Dame	0-0	1360
6	Clemson	0-0	1324
7	Oregon	0-0	1307
8	Alabama	0-0	1210
9	LSU	0-0	1056
10	Miami (Fla.)	0-0	823
11	Arizona State	0-0	806
12	Illinois	0-0	734
13	South Carolina	0-0	665
14	Michigan	0-0	580
15	Ole Miss	0-0	573
16	SMU	0-0	555
17	Florida	0-0	498
18	Tennessee	0-0	492
19	Indiana	0-0	460
20	Kansas State	0-0	438
21	Texas A&M	0-0	392
22	Iowa State	0-0	392
23	BYU	0-0	287
24	Texas Tech	0-0	261
25	Boise State	0-0	246
Others receiving votes: Oklahoma 221; Missouri 142; Louisville 126; USC 116; Utah 86; Baylor 76; Auburn 50 ; Iowa 49; Memphis 34; Army West Point 33; Tulane 31; Georgia Tech 27; TCU 24 ; Nebraska 19; Syracuse 16; Washington 15; Navy 14; Arkansas 14; Duke 12; Colorado 12 ; Minnesota 11; UNLV 8; Florida State 8; Kansas 6 ; Vanderbilt 3; Buffalo 1.			
Baylor Opponents & Big 12 teams in Bold			

- FURIOUS END TO 2024
- After starting the season 2-4, with narrow losses to Utah, BYU and Colorado, and a second-half lead that fell at Iowa State, the Bears limped into an idle week before facing a red-hot Texas Tech team on homecoming in Lubbock.
 - The Bears exploded out of the idle week – absolutely thrashing Tech 59-35 in a game where the game was not even that close. QB Sawyer Robertson threw for five TDs in a return to his home city, in his fifth game as the starter in 2024, and the win sparked a furious six game stretch to end the regular season.
 - Baylor ripped off six straight wins to finish 8-4, with the six-game stretch the longest winning streak to conclude a regular season in program history.
 - BU posted a win over Oklahoma State, a walk-off field goal win over TCU, a bowl-eligible-clinching win at West Virginia, the first in Morgantown in program history, a gutsy win at Houston and a beatdown of the previous hottest team in college football – coming off three straight ranked wins – vs. Kansas, 45-17.
 - Baylor lost vs. LSU in the Texas Bowl, giving up a punt and interception return for a touchdown, having its own punt returned for a TD called back, and failing to convert three red-zone chances in the LSU end.

W-L	PPG	Rush/Game	Pass/Game	Yards/Game	3rd Down %	Opp. Sacks/Game	Opp. TFL/Game
6-1	39.9	216.3	289.4	505.7	49%	1.6	2.6
2-4	28.0	135.0	228.5	363.5	38%	2.0	4.67

October National Offense - Total (FBS Rank)						
Yards/Gm	Yards/Play	Total Yards	Plays	Pass Yards	Rush Yards	Points/Gm
477 (13th)	7.73 (3rd)	1,431 (37th)	187 (109th)	754 (66th)	677 (25th)	39.3 (11th)
November National Offense - Total (FBS Rank)						
Yards/Gm	Yards/Play	Total Yards	Plays	Pass Yards	Rush Yards	Points/Gm
484.8 (10th)	6.44 (23rd)	1,942 (21st)	301 (24th)	1,085 (34th)	854 (28th)	34.7 (23rd)

- MASON MILLER IMPACT ON O-LINE
- Baylor’s addition of second-year offensive line coach Mason Miller has paid extreme dividends, improving the Bears over the 2023 season into one of the nation’s top units, according to SportSourceAnalytics.
 - After the BYU game in 2024, the Bears settled on a five-man lineup up front, including Sidney Fugar at LT, Ryan Lengyel at LG, Coleton Price at C, Omar Aigbedion at RG and Campbell Barrington at RT. The only schools ahead of Baylor in offensive line efficiency rating were New Mexico, Army, Miami (Fla.), Rice and Southern California.

2023 Offensive Line Efficiency Rating	2024 Offensive Line Efficiency Rating
Baylor - 112th	Baylor - 6th

- STAFF ADDITIONS
- The Bears added two new position coaches for 2025, including defensive pass-game coordinator and cornerbacks coach Paul Gonzales, who spent the last 13 years at TCU, and has carved out a reputation as one of the top assistants in college football and a strong defensive mind.
 - BU also added Carson Hall from Western Kentucky to coach outside linebackers. Hall spent the last two seasons coaching the defensive line at WKU, which followed two seasons as the assistant defensive line coach at his alma matter, Georgia. While at Georgia he helped the Dogs to a 29-1 record with two national championships, including a 14-0 mark in 2018. Hall played at UGA from 2014-17 and made coaching stops at LSU, Illinois and Valdosta State to open his career.
 - Baylor has also added a new assistant coach (linebackers) in Anthony Marciano, a former UIW wide receiver, who spent the 2024 season in a new assistant coach role at Michigan. He was a defensive analyst at Michigan in 2022-23, which followed two seasons as a GA at Florida.
 - The Bears also elevated Mark Scott, who had been the special teams coordinator, to assistant coach and kept his duties in leading the special teams unit. Rhett Holcomb, who previously was the analyst working with quarterbacks, has also been elevated to assistant coach, working with the QBs.

PRESEASON AWARDS AROUND

- Bears are on a total of 14 end of the year award watch lists in the preseason, including Sawyer Robertson and Bryson Washington on the Maxwell Award, which is given to the top player in college football.
- In addition, four Bears have been named a preseason All-American, including Palmer Williams, Josh Cameron, Keaton Thomas and Washington.

Bears on Preseason Award Lists

- Outland Trophy (Top OL) – Omar Aigbedion
- Blietnikoff Award (Top WR) – Josh Cameron
- Hornung Award (most versatile) – Josh Cameron
- Rimington Trophy (Top center) – Coleton Price
- Davey O’Brien Award (Top QB) – Sawyer Robertson
- Maxwell Award (top player) – Sawyer Robertson, Bryson Washington
- Manning Award (top QB) – Sawyer Robertson
- Wuerffel Trophy (top citizen) – Sawyer Robertson
- Bednarik Award (top defender) – Keaton Thomas
- Butkus Award (top LB) – Keaton Thomas
- Nagurski Trophy (top LB) – Keaton Thomas
- Mackey Award (top TE) – Michael Trigg
- Walker Award (top RB) – Bryson Washington
- Campbell/ Rose Award (top Texas player) – Robertson, Washington
- Guy Award – Palmer Williams
- Preseason All-America – Josh Cameron (Athlon), Keaton Thomas (Athlon, Phil Steele), Bryson Washington (Athlon), Palmer Williams (The Athletic, CBS, Phil Steele, Sporting News)

BEARS IN SEASON OPENERS

- Baylor owns an 82-37-4 all-time record in season lid-lifters.
- The Bears are 92-27-4 in home openers.
- Under Coach Dave Aranda, the Bears are 4-1 in season lid-lifters and 4-1 in home openers.

SEASON OPENERS UNDER ARANDA

Date	Opponent	Score
9/26/20	Kansas	W, 47-14
9/4/21	at Texas State	W, 29-20
9/3/22	UAlbany	W, 69-10
9/2/23	Texas State	L, 42-31
8/31/24	Tarleton State	W, 45-3

TEAM CAPTAINS

Game captains will be decided on a week-by-week basis. They are listed below.

vs. Auburn	TBD
at SMU	TBD
vs. Samford	TBD
vs. Arizona State	TBD
at Oklahoma State.....	TBD
vs. Kansas State	TBD
at TCU.....	TBD
at Cincinnati	TBD
vs. UCF.....	TBD
vs. Utah.....	TBD
at Arizona.....	TBD
vs. Houston	TBD
Big 12 Championships	TBD

POWLEDGE NAMED TO 40 UNDER 40

- Baylor football defensive coordinator Matt Powledge was named a member of the Dave Campbell’s Texas Football 40 Under 40, which honors 40 coaches in the state of Texas that are under 40 years old.
- Powledge, is in his second stint on the Baylor coaching staff and his third as the defensive coordinator and safeties coach. He previously spent the 2020 and 2021 seasons as the safeties coach and special teams coordinator on Coach Dave Aranda’s staff, and was the co-defensive coordinator and safeties coach at Oregon in 2022.
- Powledge helped spur the Bears to a strong season in 2024, helping Baylor win eight games and advance to the Texas Bowl. His defensive unit sparked a six-game winning streak to conclude the regular season, the longest such streak in program history.
- The defensive improved drastically in Powledge’s second season as its coordinator, moving up 40 spots in the defensive FEI ratings, and in the national NCAA stats, BU moved up 23 spots in total defense, 31 spots in sacks, 42 spots in pass efficiency defense, 34 spots in scoring defense, 43 spots in rushing defense and 73 spots in third-down conversion percentage defense. His secondary helped BU rank No. 27 nationally in interceptions, an 82-spot improvement from his first year back in Waco.
- The 2024 defensive unit was led by a dynamic pair of inside linebackers, including first-team All-Conference stalwarts, Matt Jones and Keaton Thomas. The duo each charted over 110 tackles, becoming the first pair with 100 tackles in a season at the linebacker post since 2010.
- In his first year as the primary defensive play caller in 2023, while also working with the safeties, Powledge helped mentor freshman All-America cornerback Caden Jenkins. His tutelage saw Carl Williams IV shine after shifting to STAR from his preseason camp position of cornerback midway through the year.

2024 COMPARISON STATS

Baylor		AU
8-5	Record	5-7
6-3	Conference Record	2-6
34.4	Scoring/Game	27.8
440.1	Total Offense/Game	429.4
178.8	Rushing Yards/Game	165.5
261.3	Passing Yards/Game	263.9
21.3	Kickoff Returns (avg.)	22.1
20.7	Punt Returns (avg.)	7.6
48.2	Punting (avg.)	42.5
28:01	Time of Possession/Game	27:14
44%	Third Down Conv. (pct.)	42%
26.7	Points Allowed/Game	21.3
386.2	Total Yards Allowed/Game	330.8
152.0	Rush Yards Allowed/Game	117.8
234.2	Pass Yards Allowed/Game	213.0

DOUBLE-DIGIT TACKLE GAMES		
Player	2024	Career
Keaton Thomas	5	5
Devyn Bobby	1	1

SACK LEADERS		
Player	2024	Career
Kendrick Simpkins	0.0	6.5
Jackie Marshall	3.0	3.0
Keaton Thomas	2.5	2.5
Cooper Lanz	1.0	2.0
Carl Williams IV	1.0	1.0
Devonte Tezino	0.0	1.0

TFL LEADERS		
Player	2024	Career
Kendrick Simpkins	0.5	11.5
Jackie Marshall	6.5	8.5
Keaton Thomas	7.0	7.0
Carl Williams IV	5.0	6.0
Devonte Tezino	3.0	5.0
Cooper Lanz	1.0	4.0
Devyn Bobby	3.0	4.0
Kyler Jordan	2.0	2.5
Tevin Williams III	1.0	2.5
DJ Coleman	1.0	1.0
Caden Jenkins	0.0	1.0
Kyland Reed	0.5	0.5
Cameron Jenkins	0.5	0.5

INTERCEPTIONS		
Player	2024	Career
Devyn Bobby	3	4
Caden Jenkins	1	4
Keaton Thomas	1	1
LeVar Thornton	1	1
Carl Williams IV	0	1
Tevin Williams III	0	1

OCTOBER, NOVEMBER OFFENSIVE FIREWORKS

- Baylor ranked among the best offenses in college football over the October and November of last year, which coincided with the solidification of the offensive line starting group.
- BU checked in No. 5 in the nation in yards per game (481.43) - and second among power-4 schools - No. 5 in yards per play (6.91) - and fourth among power-4 schools - and sixth in college football in points per game (40.8). Among power-4 schools, Baylor ranked fourth in points per game.

NCAA Yards Per Game (October/November)

1. Miami (Fla.) - 504.43
2. New Mexico - 500.71
3. Utah State - 490
4. Texas State - 485.63
5. **Baylor - 481.43**
6. UTSA - 481
7. North Texas - 472.14
8. Clemson - 470
9. Ole Miss - 460
10. SMU - 457.76

NCAA Yards Per Play (October/November)

1. New Mexico - 7.24
2. Notre Dame - 7.09
3. Kansas - 7.01
4. Miami (Fla.) - 6.98
5. **Baylor - 6.91**
6. SMU - 6.88
7. Miami (Ohio) - 6.80
8. Louisiana-Lafayette - 6.693
9. Oregon - 6.690
10. Texas State - 6.66

NCAA Points Per Game (October/November)

1. Notre Dame - 45.14
2. Tulane - 40.71
3. Miami (Fla.) - 40.43
4. UTSA - 39.57
5. Indiana - 39.57
6. **Baylor - 48.43**
7. Jacksonville State - 48.25
8. Utah State - 37.13
9. Boise State - 37
9. SMU - 37
9. Buffalo - 37
9. Colorado - 37

BAYLOR IN THE NFL

- As of Aug. 20, the Bears have 19 former players in NFL training camps, including a league-high four with the Las Vegas Raiders.
- Stars from the 2024 roster that are fighting for a spot, include WR Ketron Jackson (Raiders), LB Matt Jones (Raiders), DL Treven Ma’ae (Raiders), WR Hal Presley (Chiefs) and DL Garmon Randolph (Chargers).
- Veteran standouts include Bills LB Terrel Bernard, Bears DT Andrew Billings, Texans DB Jalen Pitre, Colts CB Xavien Howard, Jaguars LS Ross Matiscik, Chiefs WR Tyquan Thornton, Packers TE Ben Sims, Falcons DB Grayland Arnold, Raiders DB JT Woods, Patriots RB JaMycal Hasty, Jets OL Xavier Newman, Eagles DT Gabe Hall, 49ers DE William Bradley-King, 49ers LS Jon Weeks, Titans DT James Lynch and Titans LB Blake Lynch.

RG3 ON HALL OF FAME BALLOT

- Baylor football legend Robert Griffin III has been featured on the ballot for the College Football Hall of Fame, it was announced by the National Football Foundation.
- Griffin is one of three former Heisman Trophy winners featured on the 2026 College Football Hall of Fame Ballot, joining Mark Ingram and Cameron Newton.
- The 2011 Heisman Trophy winner, Griffin had a historic career for the Bears from 2008-11. He set for tied 54 school records, including 20 career marks, 26 single-season and eight single-game records, including career passing yards, total offense, completions and passing TDs. He was a consensus first-team All-American in 2011, helping lead the Bears to a No. 12 national ranking, which came after a 2010 season that saw BU advance to its first bowl game in 16 years.
- Griffin boasts a bevy of awards from his Baylor career, in addition to the Heisman, including Big 12 Male Athlete of the year, the Davey O'Brien and Manning Awards, and freshman All-America honors in 2008. He was inducted into the Baylor Athletics Hall of Fame in 2022 and the Texas Sports Hall of Fame in 2012.
- The native of Copperas Cove, Texas, Griffin was the No. 2 pick in the 2012 NFL Draft, playing seven years with three teams, including a 2012 Pro Bowl season that culminated in NFL Offensive Rookie of the Year.
- A two-time academic All-American, a three-time dean's list selection and a 10-time academic honoree by the Big 12 Conference, Griffin graduated with a bachelor's degree in political science in 2010. He and his wife Greta, and children Reese Ann, Gloria, Gameye and Gia, have been fixtures in their community, including via the RGIII Foundation, which is committed to helping underprivileged children, military families and victims of domestic abuse.
- Griffin has become a leading voice in sports media following his playing career, and is entering his first college football season as a lead color analyst for FOX Sports, after previously working with ESPN and Netflix.
- The Bears have nine former greats inducted into the College Football Hall of Fame, most recently QB Don Trull in 2013. Safety Thomas Everett, head coach Grant Teaff, linebacker Mike Singletary, end Lawrence Elkins, tackle Jim Ray Smith, guard Bill Glass, guard Barton Koch and head coach Morley Jennings all represent BU in the CFB Hall of Fame in Atlanta.

FRONT-OFFICE STRUCTURE

- A key move in the offseason was the organization of a front-office model for all of Baylor athletics and in particular football
- Under the direction of Executive Senior Associate AD Callie Schrank and Athletics General Manager David Kaye, the Bears have reconceptualized how to support roster construction in the revenue share era.
- Longtime Baylor football staffer Aaron Hunt has been elevated to football general manager, and the Bears have added Anthony Mauro as the assistant general manager.
- In addition, the Bears player personnel office includes Director Callie Cameron, associate director Joey Reynolds, and assistant directors Aaron Appleberry and Ed Paris.

RHOADES NAMED CFP COMMITTEE CHAIR

- Baylor Vice President and Director of Intercollegiate Athletics Mack B. Rhoades IV will serve as the chairman of the 2025 College Football Playoff Selection Committee.
- "I am truly honored to be asked to serve as chair of the selection committee," Rhoades said. "It was a privilege to join such a dedicated group of individuals last year, as each and every member of the committee is passionate about college football and focused on ensuring the integrity and excellence of the playoff process. I look forward to continuing our work again this fall."
- Rhoades will be in his second year of a three-year term on the CFP selection committee after playing a role in the selection of the first 12-team field in CFP history in 2024.
- In his ninth year leading Baylor's athletics program, Rhoades will replace Michigan Athletics Director Warde Manuel, who served as the chairman in 2024. Previously N.C. State's Boo Corrigan chaired the committee for two seasons.
- A two-time and consecutive honoree as the nation's athletics director of the year, Rhoades took over the Baylor Athletics program in July of 2016. He was named the 2019-20 Under Armour AD of the Year by the National Association of Collegiate Directors of Athletics and the 2021 AD of the Year by the Sports Business Journal.
- Rhoades took over the Baylor program after serving in the same role at Missouri (2015-16), Houston (2009-15) and Akron (2006-09). He got his start in collegiate athletics at Yale (1996), Marquette (1997-98) and spent seven years as the Executive Senior Associate AD at UTEP (1998-06).

TRACKING BAYLOR'S FOES

Opponent	BU vs. Opp	Opp. Record	Last Game	Next Game
Auburn	Aug. 29	0-0	L, 28-14 at #13 Alabama	at Baylor (8/29)
at #16/16 SMU	Sept. 6	0-0	L, 38-10 at #6 Penn State	vs. East Texas A&M (8/30)
Samford	Sept. 13	0-0	L, 47-42 vs. Western Carolina	vs. West Georgia (8/28)
#11/11 Arizona State	Sept. 20	0-0	L, 39-31 vs. #5 Texas	vs. Northern Arizona (8/30)
at Oklahoma State	Sept. 27	0-0	L, 52-0 at Colorado	vs. UT Martin (8/28)
#17/20 Kansas State	Oct. 4	0-1	L, 24-21 vs. #22 Iowa State	vs. North Dakota (8/30)
at TCU	Oct. 18	0-0	W, 34-3 vs. Louisiana-Lafayette	at North Carolina (9/1)
at Cincinnati	Oct. 25	0-0	L, 20-13 vs. TCU	vs. Nebraska (8/28)
UCF	Nov. 1	0-0	L, 28-14 vs. Utah	vs. Jacksonville State (8/28)
Utah	Nov. 15	0-0	W, 28-14 at UCF	at UCLA (8/30)
at Arizona	Nov. 22	0-0	L, 49-7 vs. #14 Arizona State	vs. Hawaii (8/30)
Houston	Nov. 29	0-0	L, 30-18 at #19 BYU	vs. Stephen F. Austin (8/28)

BAYLOR IN THE NFL

A total of 19 former Baylor Bears are currently on National Football League rosters, including practice squads. Here is the list, along with their years at BU (as of Aug. 20, 2024):

Atlanta Falcons

Grayland Arnold (2016-19)

Chicago Bears

Andrew Billings (2013-15)

Buffalo Bills

Terrel Bernard (2018-21)

Indianapolis Colts

Xavien Howard (2013-15)

Las Vegas Raiders

Ketron Jackson Jr. (2022-24)

Matt Jones (2019-24)

Treven Ma'ae (2023-24)

JT Woods (2018-21)

Los Angeles Chargers

Garmon Randolph (2019-24)

Kansas City Chiefs

Hal Presley (2023-24)

Tyquan Thornton (2018-21)

San Francisco 49ers

William Bradley-King (2020)

Jon Weeks

Philadelphia Eagles

Gabe Hall (2019-23)

Jacksonville Jaguars

Ross Maticcik (2016-19)

New York Jets

Xavier Newman-Johnson (2017-20)

Green Bay Packers

Ben Sims (2018-22)

New England Patriots

JaMycal Hasty (2016-19)

Tennessee Titans

James Lynch (2017-19)

Blake Lynch 2016-19)

Houston Texans

Jalen Pitre (2017-21)

**NATION'S BEST PUNTER**

- Baylor boasts the nation's best punter coming into 2025, junior Palmer Williams. A three-year starter out of Advance, N.C., Williams had a historic season as a sophomore, putting for a school-record 49.35 average on 43 punts, which led the nation among those who punted at least 2.5 times per game.
- Williams, a 6-foot-2, 203-pound athlete, has averaged over 46 yards per punt in his first two seasons, which ranks just shy of qualifying as the best in Baylor career history.
- Williams enters the 2025 season as a preseason first-team All-American by The Athletic, second team by CBS, Phil Steele and the Sporting News, and third team by Athlon.
- Williams had the best punting game in program history at Utah in 2024, booting it six times for an average of 62.7, with a long of 79 and two downed inside the 20-yard line.

JACKIE READY FOR SENIOR STANZA

- A major storyline for the Bears in 2024 was the return to full health of defensive lineman Jackie Marshall. A freak athlete who suffered a season-ending injury during spring practice before the 2023 season, Marshall is regarded by the BU coaching staff as owning the ability to be one of the best defensive linemen in college football.
- A 6-foot-3, 306-pound product of LaPlace, La., Marshall came to the Bears as a middle linebacker and has blossomed in the weight room to become an absolute force and a team leader.
- Marshall benches 425 pounds – second-best on the team, squats 583 pounds – third-best on the team. He came to the Bears as a 6-foot-2, 235-pound linebacker from East St. John High School and has put on 71 pounds since arriving.
- On the field, Marshall will anchor a defensive line with senior Cooper Lanz. He enters 2025 with 64 career tackles, 14 starts, 8.5 TFLs and three sacks.
- Marshall is a preseason all-conference selection by Athlon and Phil Steele.

TRIGG A MATCHUP NIGHTMARE

- Senior tight end Michael Trigg came to the Bears after starting his collegiate career with stops at USC and Ole Miss, where he was a former top-150 recruit out of Tampa, Fla.
- Trigg is a 6-foot-4, 240-pound freakshow, who is a matchup nightmare for any level of defender choosing to cover him.
- He caught 30 balls for 395 yards and three TDs in his debut season at Baylor, despite missing contests vs. BYU and LSU.
- Often a guy who is split out from the line of scrimmage, Trigg has been praised by TE Coach Jarrett Anderson as someone who is improving in his ability to block with his hand in the dirt.
- Trigg enters the season on the watch list for the John Mackey Award, given to the nation's top tight end.

WELCOME TO THE WR CORPS

- With the loss of senior stalwarts Monaray Baldwin, Hal Presley and Ketron Jackson Jr., Baylor’s wide receiver unit is breaking in some new faces under Coach Dallas Baker.
- The Bears were active in the transfer portal and have added three dynamic new additions, including San Diego State’s Louis Brown IV, Alabama’s Kobe Prentice, and Texas State’s Kole Wilson. The trio are poised to make an immediate impact on that unit.
- Prentice played in 36 games with three starts over his Alabama career, catching 60 balls for 780 yards and five TDs, including 31 catches for 337 yards and two TDs in his freshman season. Brown was a summer portal add and has shined throughout fall camp, earning a single-digit number in a voting of his teammates. Brown played the 2024 season at San Diego State, where he had 38 catches for 620 yards and three TDs. Over his time at SDSU and Colorado State, Brown has 97 catches for 1,199 yards and eight TDs. Wilson, who also earned a single-digit number, comes to the Bears with 109 career catches for 1,377 yards and 12 TDs in just two years at Texas State. A 5-foot-9 speedster, Wilson also has averaged 28.9 yards per kickoff return in his career, a role that he is competing for with the graduation of 2024 kickoff return specialist Jamaal Bell.
- In preseason camp the Bears also got another piece of great news, as sixth-year senior Ashtyn Hawkins was granted an additional year of eligibility by the NCAA. Hawkins, an electric 5-foot-10, 168-pound native of DeSoto, Texas, ranked second on the team with 45 catches for 567 yards and five TDs in his debut season at Baylor after transferring from Texas State.
- Combined with All-America receiver and punt returner Josh Cameron, who led the team with 52 catches for 754 yards and 10 TDs, and tight end Michael Trigg, the Bears return three of their top four pass catchers from a year ago.
- In addition to the return of Cameron and Hawkins, and the add of Brown, Prentice and Wilson, the Bears are excited about the progress of sophomore Jadon Porter, who has earned consistent praise from Baker as the next great Baylor WR star. A former four-star recruit out of nearby Lorena, Porter made two catches for 23 yards while playing in a deep WR playing rotation in 2024.

TIGHT-END DEPTH

- Under former OC Jeff Grimes, who was also the TE Coach, the Bears collected tight ends. When new OC Jake Spavital arrived in 2024 for his first season he had to adapt to having eight tight ends on the roster.
- The Bears’ TE depth is led by senior Michael Trigg, who is on the Mackey Award Watch List, given to the nation’s top TE, and is a former top-150 recruit who transferred from USC and Ole Miss, and led the Bears TE’s with 30 catches for 395 yards and three TDs last year.
- BU is also boosted by recently betrothed junior Matthew Klopfenstein, an Arizona native, who had six catches for 62 yards and a TD in 2024.
- Also available include Hawkins Polley, Cody Mladenka and Brody Wilhelm, who will help the Bears replace veteran tight end/fullback Gavin Yates who was lost to graduation.

KNIGHT(EN) MOVES

- With the season-ending injury to Dawson Pendergrass in fall camp, the Bears will be seeking a major impact from true freshman running back Caden Knighten, a 5-foot-11, 212 pound product of Pauls Valley [Okla.] High School.
- Knighten enrolled early in the spring and was an immediate story, showcasing a bruising style and elite athleticism as a former four-star recruit who rushed for 1,883 yards with 617 receiving yards and 38 total TDs as a senior.
- Knighten will compete with fellow four-star recruit Michael Turner, walk-on Joseph Hagman and Joseph Dodds to earn carries behind preseason All-America tailback Bryson Washington.

BROTHERS IN ARMS

- Baylor has a pair of brothers on its 2025 roster, including defensive backs Caden and Cameren Jenkins, and offensive lineman Kaden and Koltin Sieracki.
- The Jenkins are reunited after Cameren started his career in the safety rotation at UNLV in 2023 and played in four games to preserve a redshirt in 2024. He joins his 2023 Freshman All-America brother, Caden, who starred at cornerback in 2023.
- The Sierackis are reunited after Kaden played the last three years for the Bears, redshirting in 2022 and earning a starting job in 2023 and serving as the sixth lineman in 2024. Koltin was a highly recruited prospect out of The Woodlands who redshirted the 2024 season and is poised to be a key member of the rotation in 2025.

300+ YARD PASSING GAMES		
Player	2024	Career
Sawyer Robertson	4	4

100-YARD RUSHERS		
Player	2024	Career
Bryson Washington	6	6
Dawson Pendergrass	2	3

100-YARD RECEIVERS		
Player	2024	Career
Josh Cameron	4	4

TIMES LED THE TEAM IN 2024 ...	
Rushing Yards: Bryson Washington (8), Dawson Pendergrass (3), Richard Reese (1), Sawyer Robertson (1)	
Receiving Yards: Josh Cameron (5), Ketron Jackson (2), Ashtyn Hawkins (2), Michael Trigg (2), Hal Presley (1), Monaray Baldwin (1)	
Receptions: Ashtyn Hawkins (5), Michael Trigg (4), Josh Cameron (4), Monaray Baldwin (2), Ketron Jackson (1), Hal Presley (1), Jadon Porter (1), Dawson Pendergrass (1), Richard Reese (1),	
Passing Yards: Sawyer Robertson (11), Dequan Finn (2)	
Tackles: Keaton Thomas (7), Matt Jones (6), Jackie Marshall (1), Devonte Tezino (1), Devyn Bobby (1)	
Sacks: Matt Jones (3), Keaton Thomas (3), Treven Ma’ae (3), Garmon Randolph (2), Steve Linton (2), Jackie Marshall (2), Elinus Noel III (1), Cooper Lanz (1)	
<i>* In the event players tied for the team lead, each is listed.</i>	

BAYLOR COMMUNICATIONS CONTACTS



Associate AD/Communications
Primary Football Contact
Brent Ingram - 210-845-8651
brent_ingram@baylor.edu



Director/Communications
Assistant Football Contact
Max Calderone - 254-265-1639
max_calderone@Baylor.edu



Associate Director/
Communications
Assistant Football Contact
Josie Hutton - 254-709-7720
josie_hutton@Baylor.edu



Director/Communications
Assistant Football Contact
Matt Roberts - 254-265-1639
WM_Roberts@Baylor.edu



Associate Director/
Communications
Colin Pirtle - 940-564-0351
colin_pirtle1@baylor.edu



Director of Sports Journalism
Jerry Hill - 254-709-4994
jerry_hill@baylor.edu



Associate AD/Broadcasting
John Morris - 254-709-9687
john_morris@baylor.edu

collegepressbox
SINCE 2005
EVERYTHING BUT THE PREGAME MEAL

collegepressbox is the official media website for Division I football. Access and download game notes, quotes, statistics, media guides, headshots, logos and more for all FBS schools, conferences, postseason games, awards and the College Football Playoff. For access, please register for an account at collegepressbox.com/register.

SAWDAWG

- Baylor’s season turnaround came as a product of Sawyer Robertson taking the starting QB job from preseason starter Dequan Finn, who bowed out of the season following the Utah start, preserving his eligibility for an additional season that has seen him transfer to Miami (Ohio).
- Robertson starred the moment he took over and finished the year as the fifth-highest rated QBR (83.7) in college football, behind only Cam Ward, Dillon Gabriel, Kurtis Rourke and Jaxson Dart. That makes him the highest rated returning QBR in college football in 2025.
- A native of Lubbock, Robertson enters the 2025 season as a Heisman Trophy candidate, who is on the Maxwell Award, Davey O’Brien Award, Wuerffel Trophy and Manning Award Watch Lists.
- The 6-foot-4, 220-pound redshirt senior who transferred from Mississippi State in 2023, served as a part-time starter in relief of Blake Shapen in his debut season, with Shapen battling injury. He then lost the preseason QB battle to Finn in a tightly contested competition, but the moment Robertson took over in week 3, it was his job and his team.
- Robertson threw for 3,071 yards and 28 TDs on 229-of-368 passing, an average of 255.9 yards per game, while also rushing for four TDs, despite playing on a bad leg for the final four games of the year.
- He threw for 300+ yards in four games in 2024, already seventh-best in program history, and had a 445 yard passing game vs. LSU in the Texas Bowl.
- Robertson was an invitee to the Manning Passing Academy in the offseason, has taken advantage of his NIL opportunities by gifting the entire roster in 2024 Yeti Coolers, and has been the clear physical and vocal leader of the offense entering 2025.
- The son of a pastor, Robertson leads out vocally with his faith in God and has been an inspiration to the entire Baylor Family with his God-fearing spirit.

2024 Week-by-Week QBR

Opponent	Passing	Pass Yards-TD	Completion %	Rush-Yards-TD	QBR
vs. Tarleton	3-for-5	67-1	60%	0-0-0	97.9
*vs. Air Force	18-for-24	248-0	75%	3-5-1	83.1
*at Colorado	11-for-21	148-2	52.4%	9-82-1	92.8
*vs. BYU	27-for-48	324-3	56.3%	12-29-1	73.4
*at Iowa State	25-for-44	258-3	56.8%	3-24-0	88.8
*at Texas Tech	21-for-32	274-5	65.6%	4-16-0	78.6
*vs. Oklahoma St.	11-for-19	222-3	57.9%	8-73-1	88.8
*vs. TCU	19-for-34	242-0	55.9%	9-28-0	80.1
*at WVU	26-for-36	329-3	72.2%	2-5-0	86.0
*at Houston	15-for-23	304-2	65.2%	3-14-0	56.7
*vs. Kansas	23-for-31	310-4	74.2%	6-11-0	88.6
*vs. LSU	30-for-51	445-2	58.8%	4-3-0	72.1

*indicates start

PRONUNCIATION GUIDE

Omar AIGBEDION – eye-BED-ee-on

Leo ALMANZA Jr. – al-MAHN-zah

TRAVION Barnes – TRAY-vee-on

Kyler BEATY – BAY-tee

Caden BOENIG – BAY-nig

Demetrius BRISBON – BRIZ-bin

PLACIDE DJUNGU-SUNGU – pluH-SEED

JOON-goo SOON-goo

Daniel EDENI – eh-DEN-ee

Adonis FRILOUX – FREE-loo

Sidney FUGAR – FOO-gahr

DK KALU – CAL-loo

Matthew KLOPFENSTEIN – KLOF-fen-stine

Drake KNOBLOCH – KNOB-lock

Ryan LENGYEL – lin-GELL

Tonga LOLOHEA – lo-lo-HAY-uh

Alessandro LORENZETTI – lo-ren-ZETT-ee

Ronnie MAGEO – muh-GOW

Cody MLADENKA – mhlA-DINK-uh

KAMAURYN Morgan – kah-MAHR-ee-in

Bo ONU – OH-new

Kobe PRENTICE – PREN-tiss

SAWYER Robertson – SAW-yur

Dylan SCHAUB – SHAWB

Kaden SIERACKI – sir-ACK-ee

Koltin SIERACKI – sir-ACK-ee

Wyatt SWANER – SWAN-nur

SAMU TAUMANUPEPE – sah-MOO

tah-MAHN-oo-pep-aye

Cade TESSIER – TESS-ee-ay

Devonte TEZINO – TEZ-know

CALDRA Williford – cal-DRAY

EMAR’RION Winston – e-MAHR-ee-on

KE’BREION Winston – KEY-bree-on

Kris WOKOMAH – wuh-KOH-mah

BAYLORBears.com

Rank	Player (School)	QBR Rating
1.	Cam Ward (Miami, Fla.)	88.0
2.	Dillon Gabriel (Oregon)	86.5
3.	Kurtis Rourke (Indiana)	85.7
4.	Jaxson Dart (Ole Miss)	84.7
5.	Sawyer Robertson (Baylor)	83.7
6.	Blake Horvath (Navy)	83.4 [139 pass attempts]
7.	Will Howard (Ohio State)	83.0
8.	Jalen Milroe (Alabama)	82.8
9.	Haynes King (Georgia Tech)	82.4
10.	Drew Allar (Penn State)	81.6

WHO IS AT CORNER?

- The Bears are facing a battle at the cornerback positions, as BU must replace Lorando “Snaxx” Johnson in coverage. Baylor returns starter Caden Jenkins, a 2023 freshman All-America selection, who is battling for a starting job in 2025.
- Other candidates to breakout at CB include redshirt sophomore LeVar Thornton, a lengthy freak at 6-foot-3, 182 pounds, redshirt senior Tevin Williams, who made three starts in 2024 and four in 2023 and has had a great camp and spring, and Ohio State transfer Calvin Simpson-Hunt, a 215-pound physical monster out of Waxahachie.
- The Bears also welcome back Reggie Bush as a valuable piece, and has added transfers in Caldra Williford (Tennessee Tech) and KJ Makins (Houston Christian).
- The CBs have a new position coach in Paul Gonzales, a longtime secondary coach at TCU, and a mind that regarded as one of the best defensive minds in the state of Texas.

BAYLOR IN OVERTIME GAMES

- Baylor is 7-11 in overtime all-time, including a 3-3 mark at home and 3-7 record away and 1-1 in neutral-site games.

Date	Opponent	Home/Away	Number of Overtimes	Final Score
Nov. 16, 1996	Missouri	Home	3	L, 49-42
Sept. 4, 1999	Boston College	Away	1	L, 30-29
Sept. 22, 2001	New Mexico	Home	1	W, 16-13
Oct. 30, 2004	Texas A&M	Home	1	W, 35-34
Oct. 1, 2005	Texas A&M	Away	2	L, 16-13
Oct. 22, 2005	Oklahoma	Away	2	L, 37-30
Sept. 23, 2006	Army	Home	1	L, 27-20
Oct. 7, 2006	Colorado	Away	3	W, 34-31
Nov. 12, 2011	Kansas	Away	1	W, 31-30
Nov. 24, 2012	Texas Tech	Neutral	1	W, 52-45
Nov. 27, 2015	TCU	Away	2	L, 28-21
Oct. 12, 2019	Texas Tech	Home	2	W, 33-30
Nov. 9, 2019	TCU	Away	3	W, 29-23
Dec. 7, 2019	Oklahoma	Neutral	1	L, 30-23
Oct. 3, 2020	West Virginia	Away	2	L, 27-21
Sept. 10, 2022	BYU	Away	2	L, 26-20
Nov. 4 2023	Houston	Home	1	L, 25-24
Sept. 21, 2024	Colorado	Away	1	L, 38-31

ELITE SPECIAL TEAMS, AGAIN

- For the last two years, Baylor has boasted one of the nation’s top-rated special teams units according to FEI Rankings on BCFTOys.com.
- The Bears ranked as the nation’s best special teams unit in 2023, before finishing No. 10 in 2024. Ranked No. 4 entering the bowl game, the Bears allowed a punt return for a touchdown that blemished the final tally and pushed BU to No. 10.
- Entering 2025, the Bears return the nation’s best punter, Palmer Williams, and the nation’s best punt returner, Josh Cameron. There is a battle for the placekicking and kickoff job between freshman Rhett Armstrong and redshirt freshman Connor Hawkins, and the long snapper battle will come down to Drake Knobloch and Dylan Schaub.
- FEI Special Teams Ratings (SFEI) are opponent-adjusted possession efficiency data representing the scoring advantage per non-garbage possession a team’s non-offensive and non-defensive units would expect to have on a neutral field against an average opponent.

2024 FEI Special Teams Rankings

Rank	Team	SFEI
1.	Kentucky	.15
2.	Florida	.15
3.	Florida State	.14
4.	Michigan	.14
5.	Vanderbilt	.14
6.	Iowa	.13
7.	Illinois	.12
8.	Louisville	.12
9.	Tennessee	.11
10.	Baylor	.11

2023 FEI Special Teams Rankings

Rank	Team	SFEI
1.	Baylor	.13
2.	Alabama	.13
3.	Texas	.13
4.	Notre Dame	.12
5.	Stanford	.10

PENDGRESS OUT FOR THE YEAR

- Baylor suffered a challenging injury in the preseason as junior running back Dawson Pendergrass was declared out for the year.
- A bruising 6-foot-2, 234-pound native of Alba, Texas, Pendergrass formed a dynamic duo with Bryson Washington last year, with the pair ranking as the only power-4 school with a 1,000-yard rusher and a 600-yard rusher in the regular season.
- Pendergrass rushed 121 times for 671 yards with six TDs as a sophomore, which followed a 79 rush, five TD, 338-yard season as a true freshman in 2023. He had a monster game vs. Oklahoma State, rushing just six times for 142 yards and a score.

D-BOB, CARL WILLIAMS LEADS SECONDARY

- The Bears enter the 2025 season with some questions to be answered about the secondary, including at the safety spot, after the graduation of long-time starter Devin Lemear and the spring season-ending injury to Northwestern All-B1G transfer Devin Turner. The leaders of this unit in 2025 are clearly a trio of veterans, including four-year starter Devyn Bobby, standout Carl Williams IV and second-year weapon Kendrick Simpkins.
- Bobby has played in 38 games with 25 starts entering 2025 and owns 169 career tackles with four interceptions. He broke out late in the year, including a two-interception game in a rout of previously red-hot Kansas and had a career-high 14 tackles vs. LSU in the Texas Bowl. Bobby was chosen to represent the program at Big 12 Media Days and has been a vocal and physical leader of the secondary.
- Williams has battled injuries the last two years but is a fixture on the field when healthy. He can play nearly anywhere in the secondary, seeing time at safety, STAR and cornerback.
- Simpkins was limited to five games, preserving a redshirt, in 2024 after transferring from Western Kentucky. A noted pass rusher who has been a weapon at STAR, Simpkins has had a great fall camp and is in position to impact the secondary in a variety of ways. He suffered a quad injury during the Colorado game in 2024 and returned for the bowl game vs. LSU.
- Returners that will see time include Jacob Redding, a former walk-on who has had a great 2024 and fall camp, former WR Micah Gifford, a special teams star who made the transition to safety during bowl practice last year, junior DJ Coleman, one of the best athletes on the team, who could play STAR or safety, redshirt freshman Kris Wokomah, and former four-star recruit and Oregon transfer Tyler Turner. The Bears also added Duke transfer Placide Djungu-Sungu, freshmen Bo Onu and former high school QB Demetrius Brisbon.

B-WASH READY FOR ENCORE

- Baylor believes it returns the nation’s best running back in sophomore Bryson Washington, who shattered the program record for freshman rushing yards in just 10.5 games in 2024.
- A native of Franklin, Texas, Washington toted it 175 times for 1,028 yards and 12 TDs, averaging 93.5 yards per game. This came despite missing the first two games of the year and going out after just five carries on the opening drive in the Texas Bowl vs. LSU.
- A physical six-foot, 216-pound tailback, Washington also caught 22 balls for 217 yards and one TD in 2024.
- Washington is on the preseason watch lists for the Doak Walker Award, the Earl Campbell Tyler Rose Award Watch List, and the Maxwell Award, given to the nation’s top player. Washington is a preseason All-America selection by Athlon and is rated by Dave Campbell’s Texas Football as the 11th-best player in the state.
- He had five games with 100+ yards, including four straight late in the year in 2024. He had 296 yards and four rushing TDs vs. TCU, 123 yards and three TDs at WVU, 113 yards at Houston and 192 yards and two scores in a beatdown of Kansas. He had two TDs and 116 yards on just 10 carries in a smashing of Texas Tech in Lubbock.

LANZ MAN SHIFTS OUT

- A stalwart on the defensive line for the last three seasons has been Denton, Texas, native Cooper Lanz.
- A 6-foot-4, 286-pound grinder, Lanz has been forced to play out of position the last two years as the Bears have struggled to find a nose tackle to replace large-body man Siaki Ika, who starred at that spot in 2021 and 2022. Lanz, a former star at powerhouse Denton Guyer, has shifted to less of a nose tackle role in 2025, allowing his size to play better on the outside.
- Lanz has played in 34 games and made 13 starts entering 2025, and earned a single-digit jersey number in a voting of his teammates during training camp. He is poised to team with Jackie Marshall, Devonte Tezino and a cast of characters at NT to support the new-look defensive line.
- New NT options include 376 pound Sam Taumanupepe, a transfer from Texas A&M, Tulane transfer Adonis Friloux, at 346 pounds, and the Bears have seen an emergence of DK Kalu, at 6-foot-4, 309 pounds.

NO BETTER LINEBACKER IN THE NATION

- There is no other linebacker in the nation the Bears would choose to anchor its defense than second-year starter Keaton Thomas.
- Thomas is absolutely the best linebacker in the country, owning an unstoppable motor and work ethic in his 6-foot-2, 229-pound frame. The clear leader of the team, who commands unyielding respect from his teammates, Thomas is a former walk-on safety at West Virginia, who then led the nation's JUCOs in tackles during one season at Northeast Mississippi CC, before starring the moment he arrived on campus in 2024.
- A native of Jacksonville, Fla., Thomas – despite playing with a hand cast for most of the year – totaled 114 tackles, seven for a loss with 2.5 sacks and an interception returned for a TD. He had four games with 10+ tackles and was named first-team All-Big 12 in a voting of the league's coaches.
- Last year, Thomas teamed with four-year starter Matt Jones at inside linebacker, and the duo combined for 229 tackles, with each earning all-conference first-team honors. With Jones off to the Las Vegas Raiders, Thomas takes over as the green dot as the defensive communicator and will break in a new ILB co-pilot. Among the candidates include Kyland Reed, who has had a breakout fall camp, 2024 C-USA Defensive Player of the Year Travion Barnes, who had 129 tackles at FIU last year, Fresno State transfer Phoenix Barnes, junior Jeremy Evans, and freshmen Kaleb Burns and Ke'Breion Winston.
- Thomas is a member of the Bednarik, Nagurski and Butkus preseason Watch Lists and is a preseason All-America selection by Athlon and Phil Steele.

GRADUATES

- Baylor has 11 players on its roster who have already graduated, including Michael Allen, Josh Cameron, Placide Djungu-Sungu, Adonis Friloux, Tyler Kirkwood, Cooper Lanz, Ryan Lengyel, KJ Makins, Jackie Marshall, Kendrick Simpkins and Devin Turner.

WHO IS BACKING UP SAWYER?

- While there is no question who is the starting QB entering 2025, the Bears have a competition going for who will emerge as the back-up to Sawyer Robertson.
- There is a three-way battle for this job, including Auburn transfer and former highly touted recruit Walker White, a 6-foot-4, 230-pound physical beast; gunslinger Nate Bennett, a 6-1, 184-pound elite arm talent who served as the backup to Robertson last year after Dequan Finn opted to redshirt; and true freshman Edward Griffin, a 6-2, 218-pound grinder out of Coppell High School.
- A native of Little Rock, Ark., White was a four-star recruit who ranked as No. 76 overall in the class by 247Sports, after leading Little Rock Academy to the 6A title game in 2023. He played in a win over ULM at Auburn in 2024 during a redshirt campaign, throwing for 18 yards and rushing for 18 yards.
- Bennett took over as the lead backup after Finn's decision, and played in three games with a 19-yard completion to extend of his action to preserve a redshirt. He came on in replace of Robertson in a third down vs. Oklahoma State and played off the bench in routs of Tarleton State and Kansas. He has been recognized as an elite arm talent with a confidence and fearlessness with the football.
- Griffin threw for 6,360 yards and 81 TDs – to just six interceptions – leading Coppell to a 12-1 record and a third-round playoff berth in 2024. He has been praised for his intense work ethic and drive to improve during the spring and summer.

WHO STARS AT STAR?

- The Bears utilize the nickel back as the STAR in its defensive scheme under Coach Dave Aranda, allowing versatility in terms of pass coverage, rush defense and pass rush. In 2021, the Bears saw Jalen Pitre stand out at STAR in that versatile role, and the Bears have been trying to replace that elite performance since the Big 12 Championship season.
- In 2023, it was a combination of former LB Bryson Jackson and a safety, and in 2024, Carl Williams IV – when healthy – Kendrick Simpkins and DJ Coleman saw action in that role.
- Simpkins is a noted pass-rush specialist who has returned from injury to have a strong camp. Coleman is an elite athlete who started at STAR in the Texas Bowl vs. LSU, and Williams is a fixture on the field when available, who will play somewhere, whether at STAR, CB or Safety.
- New candidates for the role include true freshmen Bo Onu and Demetrius Brisbon.

EARLY ENROLEES

- The Bears were boosted by having a large chunk of their transfer and freshmen class enroll early to participate in spring practice, including Walker White (Auburn), Devin Turner (Northwestern), Edward Griffin, Kobe Prentice (Alabama), Tyler Turner (Oregon), Leo Almanza Jr., Kole Wilson (Texas State), Jacorey Watson, Bo Onu, Caden Knighten, Calvin Simpson-Hunt (Ohio State), Phoenix Jackson (Fresno State), Emari'ron Winston (Oregon), Travion Barnes (FIU), Ke'Breion Winston, Matthew Fobbs-White (Tulane), Christopher Johnson, Drake Knobloch (Iowa State), Matthew Parker, Harrison Cluff, Joe Crocker (Louisville), Ashton Jones, Samu Taumanupepe (Texas A&M), Taz Williams Jr., Rhett Armstrong and Jackson Blackwell.

FUTURE COACH MICHAEL ALLEN

- A key story of the 2024 season turnaround was the Bears' emergence from the idle week to trash Texas Tech in Lubbock, starting a six-game win streak that led to an 8-4 record in the regular season. A piece of that win in Lubbock came on Friday night before the game on Saturday, when walk-on safety Michael Allen addressed the team with a fiery speech that has been credited as a key ingredient towards the season turnaround.
- Allen is exactly what a coach wants out of a walk-on, a leader, hard worker who has great feel for the team. He has been welcomed into coaching meetings over the last two years and has served as a key defensive play call signaler on the sideline. On the field, Allen has carved out a special teams role that sees him as the primary up-man on kickoff returns.
- Allen is the nephew of former New Orleans Saints head coach and current Chicago Bears defensive coordinator Dennis Allen.

DOSSETT DOES BOTH

- Redshirt freshman Mason Dossett is one of the top track & field athletes in the country, while also playing wide receiver. Dossett started his career as a true freshman safety while redshirting and during bowl practice, switched over to WR.
- During the spring, Dossett ran track, running the sixth-fastest time in program history in the 60-meter hurdles (7.82) to finish 10th at Big 12 Indoors. He rank a personal best of 13.79 in the 110m hurdles at Texas A&M to win silver and won his first gold at the Clyde Hart Classic in the 110-meter hurdles.

LINEBACKER DEPTH

- Throughout the preseason, Coach Dave Aranda, who serves as the inside linebackers coach and defensive play caller, has spoken extensively about how excited he is to work with this group of inside linebackers.
- Headlined by preseason All-American Keaton Thomas, who will wear the green dot helmet in 2025, the Bears have a bevy of options behind and alongside the standout. Throughout fall camp, a story has been the emergence of sophomore Kyland Reed opposite of Thomas. Reed, a 6-foot-1, 218-pound athlete played in nine games as a true freshman, including seeing key snaps over the final five games of the year. He was a three-star prospect out of Mansfield Summit High school.
- The Bears also welcomed two huge additions out of the transfer portal, including FIU star Travion Barnes, the 2024 C-USA Defensive Player of the Year, and Fresno State's Phoenix Jackson, a dynamic athlete. Barnes totaled 129 tackles during a historic 2024 season for the Panthers and despite missing the spring due to injury, has had a good fall camp, showcasing an edge and toughness that fits alongside the infectious Thomas. Jackson shined during the spring and earned praise from Aranda that at times he was "unblockable" during the practice season.
- Baylor also welcomes back junior Jeremy Evans, a redshirt junior who has played meaningful snaps early in his career, and adds four-star linebacker Kaleb Burns and Lancaster High School standout Ke'Berion Winston.

EDGE PRODUCTION

- In 2024, the Bears had a pair of standouts splitting time at the EDGE position, including 6-foot-7 cyborg Garmon Randolph and Texas Tech transfer Steve Linton. The duo had a strong season for the Bears but have both moved on, with Randolph in training camp with the Los Angeles Chargers.
- Baylor returns redshirt junior Kyler Jordan, who has been the definition of trustworthy and steady throughout his career, including earning a season-opening starting gig at EDGE last year. BU also has Corey Kelly back, a redshirt junior out of Houston's Cy Falls.
- Baylor was active in the portal at the OLB post, adding a trio of instant impact players, including Oregon's Emar'ion Winston, Tulane's Matthew Fobbs-White and UTEP's Jaylin Jones. Winston and Fobbs-White have shined in the fall camp, with Winston earning praise for his leadership. The Bears could line up more with two EDGE players on the field because of the depth presented by the three newcomers and the two returners who have valuable experience.

KICKING BATTLE

- The Bears must replace senior Isaiah Hankins at the field goal post and kickoff specialist Jack Stone in 2025 and are engaged in a spirited battle for the position.
- Freshman Rhett Armstrong, a highly touted 6-foot-5 prospect with a big leg, and redshirt freshman Connor Hawkins, are leading the competition for the job. Hawkins won the starting job for the BYU game after the competition with Hankins was opened up following the Colorado game, and he went 5-for-5 in PATs and missed an end of half 50-yard field goal in his only attempt. He also booted two touchbacks in his two kickoff attempts. He starred at Austin's Liberty Hill as a prep.
- Armstrong was rated as the fifth-best kicker in the class out of Colorado and enrolled early in the spring to start the competition. A three-time all-state selection, he also starred at QB.

WHO IS THE LONG SNAPPER?

- Three-year starting long-snapper Garrison Grimes graduated following the season and moved on to BYU, where he grew up as a high school athlete under his father, former BU offensive coordinator Jeff Grimes. With his departure, there has been a competition for the long snapper post amongst Iowa State transfer Drake Knobloch and redshirt sophomore Dylan Schaub.
- Schaub was called on to replace Grimes in 2023 after a season-ending injury and preformed well as a true freshman in the key role. Knobloch was a part-time long snapper for Iowa State early in his career.

OFFENSIVE LINE GUNNING FOR MOORE AWARD

- Baylor's offensive line returns as one of the best units in the nation following a season in 2024 that saw it rank as the sixth-best in the nation according to SportSourceAnalytics offensive line efficiency rating, a year after ranking No. 110.
- The Bears return five of their top six offensive linemen from the 2024 unit and must replace starting right tackle Campbell Barrington, with redshirt junior Kaden Sieracki, a part-time starter at that post over his first two years, having a leg up in the competition.
- Baylor returns starters in LT Sidney Fugar, LG Omar Aigbedion, C Coleton Price and RG Ryan Lengyel. Fugar is often referenced as a turning point for the offense, as his move to left tackle starter coincided with the mid-season run to a six-game winning streak.
- Behind the starting five, the Bears have a pair of true freshmen who have excelled in camp and spring, including Harrison Cluff and Matthew Parker, and Koltin Sieracki has also established himself as a great option at center and guard.

OMAR RUNS HOT

- A theme throughout the year for the Baylor offensive line was the leadership of Montana State transfer guard Omar Aigbedion. The Katy, Texas, native stepped right into the left guard post and started all 13 games, earning second-team All-Big 12 honors from the Associated Press. He helped spark the offense to a No. 20 ranking in total offense and No. 19 in scoring offense, allowing the fourth-fewest TFLs and 36th fewest sacks in the nation.
- Aigbedion has been often described by his coaching staff as “running hot,” meaning he can be an intense competitor who is not afraid of getting physical in the running and passing game. He is quick to lead his offensive line unit and has established a group that works well together.

FUGAR TO LT CHANGES SEASON

- Sidney Fugar’s placement at left tackle was a key component to the season turnaround, as the 6-foot-5, 343-pound transfer from South Carolina stepped right into solidify the offensive line under then first-year coach Mason Miller.
- Fugar, a native of Maryland, started the last eight games of the year, which featured a six-game win streak.
- Before Fugar’s move, the Bears were averaging 29.4 points, 146.2 rushing yards and 222.6 passing yards – a total of 368.8 yards per game – with 12 sacks allowed through the first five games. After Fugar made the move, the Bears averaged 37.5 points, 199.1 rushing, 285.5 passing and 484.6 yards per game, allowing 11 sacks over the final eight games.

THE PRICE IS RIGHT

- The Bears return a two-year starter at center in Bowie, Texas, native Coleton Price. The 6-foot-3, 318-pound physical force started all 13 games last year and the last six games of 2023.
- Price allowed only 10 pressures – including just one over the last four games – in 499 pass-block scenarios last year and helped pave the way for an offense that ranked No. 19 in scoring and passing efficiency and No. 20 in total offense, allowing the fourth-fewest TFLs in the nation.
- A feisty competitor, Price is a member of the Rimington Trophy Watch List, given to the nation’s best center.

MEAT IN THE MIDDLE

- Since the departure of wide-bodied Siaki Ika to the NFL, the Bears have been searching for some size at the nose tackle position. BU pushed Cooper Lanz, a technically sound and hard-nosed competitor at 286 pounds, into the nose tackle position as the Bears lacked size at that position.
- That has changed entering 2025 as Baylor has a trio of standouts competing for that spot and have shifted Lanz to more of an edge role. Texas A&M transfer Samu Taumanupepe – sitting at 6-foot-3, 376 pounds – and Tulane transfer Adonis Friloux, at 6-1, 346, are capable of eating up blocks in the middle. A story of camp has also been the emergence of redshirt sophomore DK Kalu, who at 6-4, 309, has been a fixture in the starting rotation in the middle.
- The Bears also welcome unusually strong true freshman Jackson Blackwell into the fold, and have seen other defensive linemen like Trent Thomas, Alessandro Lorenzetti, Ronnie Mageo and Tonga Lolohea fight for reps.

WINNING THE TURNOVER BATTLE

- Baylor has forced more turnovers than it has allowed in 61 games under head coach Dave Aranda.
- BU has 100 takeaways (65 INTs, 34 FR) and 71 giveaways (44 INTs, 28 FL) in 61 games under Aranda.
- Baylor has scored 16 non-offensive touchdowns in 61 games under Aranda – six kickoff returns (Bell, Reese x 2, Ebner x 3), six interception returns (Pitre x 2, Thomas, McCarty, Walcott, Woods), one punt return (Holmes) and four fumble returns (Vaughns, Jenkins, Hall, Woods).

MCCLANE STADIUM ENHANCEMENTS

- Baylor has enhanced the nation’s best game stadium, McLane Stadium, in the offseason of 2024, completing an eight-figure project, including installation of upgraded and additional videoboards, the construction of new production control rooms, and the addition of a premium hospitality structure.
- The LED ribbon board displays and the main videoboard display, which were original to McLane Stadium since its construction in 2014, have been upgraded to enhance both functionality and the visual elements of the fan experience. A high-quality video display is being added to the back of the main videoboard structure to add revenue opportunities and enhance the South Plaza experience on game days.
- The south end zone of McLane will become even more of a focal point during games, as a premium hospitality clubhouse will be added beneath the video board, providing a one-of-a-kind experience along with a Berm-view of the action.
- The construction of new production control rooms on the east side of the stadium will allow Baylor to produce multiple broadcasts at one time and fully centralize operations.

PERSON > PLAYER

- A hallmark of Coach Dave Aranda’s philosophy in building a program is placing an importance on understanding that the person is more important than the player. This mantra is executed in everything the program touches on a daily basis. Throughout the football building, signage adorns the walls that emphasize, “better people make better players” and that Baylor will “win with character”.
- Aranda preaches that players focus on today and be authentically themselves in an effort to be comfortable and confident in their roles.

FUDGE CENTER

- On Monday, Aug. 19, 2024, after a weekend move, the Baylor football program officially opened the Fudge Family Development Center, a sparkling new \$89.6 million dollar facility that houses all things Baylor football.
- On the strength of a \$15 million dollar gift from the Fudge Family, Baylor has built one of the best football development centers in the nation, housing state-of-the-art locker rooms, team meeting spaces, walk-thru rooms, coaching offices, athletic medicine and strength & conditioning spaces. In addition, the facility added 20 yards and revamped the Allison Indoor Facility.

RANKED IN 10 OF LAST 14 SEASONS

- Baylor enters the 2025 season receiving votes in both the AP and USA TODAY Coaches Poll.
- Baylor has been ranked in the AP Top 25 in 10 of 14 seasons since 2010, after going 17 years between national rankings (1993-2010). BU has been ranked in 23 of 25 spots since 2013 (exceptions No. 1 and No. 23).
- Baylor was ranked or receiving votes in 10 of 16 polls in 2022, was receiving votes in the 2023 preseason poll and earned a pair of votes in the Dec. 8, 2024 poll.

FOURTH-MOST WINS IN TEXAS IN LAST 10+ YEARS

- Through championship week of the 2024 season, Baylor has won 105 games since 2011, fourth-most among the state of Texas' 12 FBS teams during that time.
- BU's 105 wins in the last 10+ years are shy of Texas A&M (112), TCU (108), Texas (107), tied with Houston (105), and ahead of SMU (91), UTSA (84), Texas Tech (85), North Texas (75), Rice (64), Texas State (54) and UTEP (47).

NICK FLORENCE HEADS TO THE BOOTH

- Former Baylor quarterback Nick Florence will join the Baylor Sports Media Network for the 2025 season as the color analyst for BU football games, joining the legendary Voice of the Bears, John Morris, and veteran sideline commentator Ricky Thompson on the call throughout the season, it was announced by Playfly Sports.
- Florence steps into the role after the loss of longtime Baylor color analyst J.J. Joe, who completed his 21st season in the booth with Morris calling BU games. A Baylor Athletics Hall of Fame inductee in 2006, Joe passed away on Feb. 25 at the age of 54.
- Baylor will honor Joe with a helmet sticker during its matchup with No. 11/11 Arizona State on Sept. 20.
- Florence, a native of Garland, Texas, had a decorated career for the Bears from 2009-12, while helping spur a resurgence in the program that led to a 2012 win over No. 17 UCLA in the Holiday Bowl in San Diego. Florence, who started the 2010 and 2012 seasons, and had a memorable relief appearance in the 2011 matchup with Texas Tech in Arlington in relief of starter Robert Griffin III, earned All-America honorable mention accolades in 2012.
- Florence was a 2012 first-team Academic All-America selection and the 2012 Big 12 Scholar-Athlete of the year, who shattered the single-season record for passing yards (4,309) and led the Big 12 and ranked second nationally in total offense (375.2 yards per game). He finished his career ranked second in seven passing categories, including career passing yards (6,301) and touchdowns (41).

THIRD OLDEST NON-KICKER IN COLLEGE FOOTBALL

- Baylor junior defensive lineman David Marshall is the third-oldest non-kicker in college football. Marshall joined the roster prior to the 2023 season after a junior college season at Navarro College. He previously served in the military.
- Only Arkansas WR Monte Harrison (30) and Kansas LB Alex Raich (27) are older than Marshall in college football.

FEMALE LEADERSHIP IN PROGRAM

- Baylor is one of just three power-4 conference schools in the country with a lead female sport program administrator and a female director of operations, with Deputy AD Jovan Overshown leading the program and Landrie Walsh serving as Director of Football Operations.
- Only Kansas State, Maryland and Baylor qualify in this category, with Kacey Harper serving as the DFO for the Wildcats and Jill Shields as the SPA, and Colleen Sorem (SPA) and Annie Peppard (DFO) in those roles in Maryland.
- There are 11 female DFOs in college football and just six in power-4 conferences, including four in the Big 12.

BEARS LAUNCH BAYLOR+

- Baylor Athletics has launched Baylor+, the official content platform for the Bears. It will offer fans an insider's look into the experiences of student-athletes and coaches as well as the compelling stories that shape Baylor Athletics. Baylor+ will feature exciting coverage of the current teams in Waco, while celebrating beloved Bears' Legends and pivotal moments from the past.
- Through an exciting new partnership with Sport & Story, the leading provider of creative storytelling content in college athletics, Baylor+ is unlike anything Baylor fans have experienced before. The platform will be the home for an extensive range of original content covering all of Baylor's sports programs, with behind-the-scenes access, captivating interviews, never-before-seen archival material and historical documentary films, as well as news and information.

ABOUT BAYLOR

- Baylor is situated on a 1,000-acre campus located on the Brazos River in Waco, Texas, and was chartered in 1845 by the Republic of Texas through the efforts of Baptist pioneers. It is the oldest continually operating university in Texas. Baylor is a R1 Institution according to the Carnegie Classification of Institutions of Higher Education
- BU sponsors 19 varsity sports as members of the Big 12 Conference and boasts the 2021 Men's Basketball National Champions, the 2005, 2012 and 2019 Women's Basketball National Champions and the 2004 Men's Tennis National Champions, in addition to 88 Big 12 Conference Championships in the league's 26-year history.

ONE STANDARD. ONE ACCORD.

- Baylor unveiled a mission statement under Vice President and Director of Intercollegiate Athletics Mack Rhoades in the fall of 2018, "One Standard. One Accord," which is centered on the distinct purpose of Preparing Champions for Life through academic achievement, athletic success, spiritual growth and character formation.

FOOTBALL HISTORY

- The Bears are entering their 124th season of football in 2025. The Bears have fielded a varsity team every year since 1899, save the 1906, 1943 and 1944 seasons.
- BU has won nine conference titles, including in 2021, with three Big 12 Championships and six Southwest Conference Championships.
- Baylor's first season came in 1899-1900, a 5-1 record under Coach R.H. Hamilton that included two wins over Toby's Business.

RECORDS UPDATE

PUNTING

YARDS PER PUNT

CAREER LEADERS MINIMUM 100 PUNTS				
PLAYER	SEASONS	P	YDS	AVG
1. Daniel Sepulveda	2003-06	277	12,531	45.24
2. Spencer Roth	2011-14	164	7,170	43.72
3. Buzzy Sawyer	1983-85	170	7,385	43.44
4. Derek Epperson	2007-10	224	9,572	42.75
5. Kyle Atteberry	1997-99	221	9,404	42.55
6. Luke Prestridge	1976-78	180	7,602	42.23
7. Drew Galitz	2015-18	166	6,987	42.09
8. Adam Stiles	2000-01	151	6,336	41.96
9. Issac Power	2018-22	216	9,000	41.67
10. Pete Rutter	1986-89	191	7,929	41.51
11. Ed Marsh	1968-70	206	8,551	41.51
- Palmer Williams	2023-24	80	3,716	46.45

50-PLUS-YARD PUNTS

CAREER LEADERS SINCE 1964			
PLAYER	SEASONS	P	50+
1. Daniel Sepulveda	2003-06	277	94
2. Derek Epperson	2007-10	224	49
3. Ron Stowe	1979-82	252	47
4. Kyle Atteberry	1997-99	221	46
5. Issac Power	2018-22	216	43
6. Spencer Roth	2011-14	164	41
7. Pete Rutter	1986-89	191	39
8. Ed Marsh	1968-70	206	38
Buzzy Sawyer	1983-85	170	38
10. Adam Stiles	2000-01	151	33
Drew Galitz	2015-18	166	33
- Palmer Williams	2023-24	80	28

60-PLUS-YARD PUNTS

CAREER LEADERS SINCE 1964				
PLAYER	SEASON	P	60+	
1. Daniel Sepulveda	2003-06	277	21	
2. Kyle Atteberry	1997-99	221	10	
3. Spencer Roth	2011-14	164	9	
4. Ron Stowe	1979-82	252	8	
Ty Atteberry	1993-96	165	8	
6. Buzzy Sawyer	1983-85	170	7	
Drew Galitz	2015-18	166	7	
8. Derek Epperson	2007-10	224	6	
Issac Power	2018-22	216	6	
- Palmer Williams	2023-24	80	5	

RUSHING

RUSHING YARDS
CAREER LEADERS

PLAYER	SEASONS	ATT	AVG	YDS
1. Shock Linwood	2013-16	713	5.91	4,213
2. Walter Abercrombie	1978-81	732	5.01	3,665
3. Jerod Douglas	1994-97	522	5.39	2,811
4. Jay Finley	2007-10	478	5.56	2,660
5. Alfred Anderson	1980-83	554	4.38	2,424
6. Robert Griffin III	2008-11	528	4.27	2,254
7. Darrell Bush	1997-00	503	4.47	2,249
8. Dennis Gentry	1977, '79-81	414	5.39	2,231
9. Lache Seastrunk	2012-13	289	7.57	2,189
10. David Mims	1989-92	364	5.66	2,060
11. Terrance Ganaway	2009-11	364	5.61	2,042
12. JaMycal Hasty	2016-19	386	5.18	1,998
13. Eldwin Raphael	1987-90	435	4.42	1,921
14. Terence Williams	2015-17	346	5.37	1,859
15. Robert Strait	1990-93	428	4.34	1,856
16. John Lovett	2017-20	355	5.08	1,803
17. Rashad Armstrong	2002-03	417	4.13	1,721
18. Paul Mosley	2003-06	408	4.21	1,718
19. Larry Hickman	1956-58	388	4.41	1,713
20. Trestan Ebner	2017-21	343	4.93	1,690
21. Glasco Martin	2010-13	348	4.85	1,687
22. Abram Smith	2018-21	269	6.20	1,667
23. Pinkie Palmer	1966-68	444	3.50	1,554
24. Cleveland Franklin	1973-76	303	5.08	1,538
25. Jerry Coody	1951-53	345	4.45	1,536
26. Johnny Jefferson	2014-15	236	6.46	1,524
27. Brandell Jackson	1992-94	290	5.11	1,482
28. Pat McNeil	1973-75	277	5.28	1,462
29. Steve Beaird	1973-74	335	4.33	1,449
30. L.G. Dupre	1952-54	311	4.58	1,423
31. John Henry	1990-93	285	4.82	1,375
32. Ronnie Bull	1959-61	295	4.59	1,354
33. Del Shofner	1954-56	220	6.12	1,346
34. Gary Lacy	1972-73	314	4.25	1,335
35. Jarred Salubi	2009-12	250	5.23	1,308
36. Richard Reese	2022-23	264	4.84	1,278
37. Devin Chafin	2013-15	222	5.68	1,261
38. Bradford Lewis	1991-94	324	3.80	1,230
39. Mathew Williams	1970-71	339	3.48	1,180
40. Bryson Washington	2023-Pres.	175	5.80	1,073
41. Gary Blair	1976-77	292	4.01	1,170
42. Brandon Whitaker	2003-07	275	4.25	1,169
43. Charlie Brewer	2017-20	452	2.29	1,039
44. Allen Rice	1982-83	238	4.25	1,011

100-YARD GAMES

CAREER LEADERS				
PLAYER	SEASONS	ATT	YDS	100
1. Walter Abercrombie	1978-81	732	3,665	19
2. Shock Linwood	2013-16	713	4,213	16
3. Lache Seastrunk	2012-13	289	2,189	12
4. Jerod Douglas	1994-97	522	2,811	10
5. Abram Smith	2018-21	269	1,667	9
6. Jay Finley	2007-10	478	2,660	8
7. Alfred Anderson	1980-83	554	2,424	7
Robert Griffin III	2008-11	528	2,254	7
9. Bryson Washington	2023-Pres.	185	1,073	6
Terence Williams	2015-17	346	1,859	6
Rashad Armstrong	2002-03	417	1,721	6
Steve Beaird	1973-74	335	1,445	6
Darrell Bush	1997-2000	503	2,249	6
Dennis Gentry	1977, '79-81	414	2,231	6
Eldwin Raphael	1987-90	435	1,921	6
Terrance Ganaway	2009-11	364	2,042	6

YARDS PER GAME
CAREER LEADERS

PLAYER	SEASONS	G	YDS	YPG
1. Walter Abercrombie	1978-81	39	3,665	94.00
2. Lache Seastrunk	2012-13	24	2,189	91.21
3. Shock Linwood	2013-16	48	4,213	87.77
4. Bryson Washington	2023-Pres.	14	1,073	76.60
5. Jerod Douglas	1994-97	37	2,811	75.97
6. Steve Beaird	1973-74	20	1,449	72.45
7. Rashad Armstrong	2002-03	24	1,721	71.71
8. Johnny Jefferson	2014-15	22	1,524	69.27
9. Terence Williams	2015-17	29	1,859	64.10
10. Gary Lacy	1972-73	22	1,335	60.68

PASSING
YARDS

PLAYER	SEASONS	ATT	CMP	PCT	YDS
1. Robert Griffin III	2008-11	1,192	800	.671	10,366
2. Charlie Brewer	2017-20	1,304	828	.635	9,700
3. Bryce Petty	2011-14	845	530	.627	8,195
4. Nick Florence	2009-12	754	466	.618	6,301
5. J.J. Joe	1990-93	665	347	.522	5,995
6. Shawn Bell	2003-06	914	559	.612	5,666
7. Blake Shapen	2021-23	479	752	.637	5,574
8. Jeff Watson	1994-97	802	425	.530	5,531
9. Seth Russell	2013-16	606	345	.569	5,461
10. Cody Carlson	1983-86	705	366	.519	5,411
11. Brad Goebel	1987-90	730	375	.514	5,026
12. Neal Jeffrey	1972-74	603	321	.532	4,341
13. Blake Szymanski	2006-09	678	387	.571	4,166
14. Terry Southall	1964-66	629	328	.521	4,100
15. Jermaine Alfred	1995-99	644	322	.500	3,968
16. Sawyer Robertson	2023-Pres.	485	295	.608	3,935
17. Aaron Karas	2001-04	543	321	.591	3,799
18. Don Trull	1961-63	537	299	.557	3,784
19. Tom Muecke	1982-85	487	240	.493	3,688
20. Zach Smith	2016-17	397	221	.557	2,997
21. Jay Jeffrey	1980-81	360	183	.508	2,739

PASSING EFFICIENCY

PLAYER	SEASONS	CMP	ATT	PCT	YDS	TD	INT	RATING
1. Bryce Petty	2011-14	530	845	.627	8,195	62	10	166.03
2. Seth Russell	2013-16	345	606	.569	5,461	60	18	159.40
3. Robert Griffin III	2008-11	800	1,192	.671	10,366	78	17	158.90
4. Sawyer Robertson	2023-Pres.	485	295	.608	3,935	30	12	144.40
5. Nick Florence	2009-12	466	754	.618	6,301	41	22	144.11
6. Gerry Bohanon	2018-21	191	313	.610	2,399	20	7	142.02
7. Blake Shapen	2021-23	479	752	.637	5,574	36	13	138.30
8. Charlie Brewer	2017-20	828	1,304	.635	9,700	65	28	138.14
9. J.J. Joe	1990-93	347	665	.522	5,995	31	28	134.87
10. Shawn Bell	2003-06	559	914	.612	5,666	38	17	123.23
11. Adrian Burk	1948-49	172	312	.551	2,024	20	13	122.44
12. Cody Carlson	1983-86	366	705	.519	5,411	32	34	121.72
13. Tom Muecke	1982-85	240	487	.493	3,688	29	27	121.46

NOTE: Passing Efficiency is determined by the following formula — completion percentage plus (yards per attempt times 8.4) plus (percentage of attempts for touchdown times 3.3) minus (percentage of attempts intercepted times two).

YARDS PER ATTEMPT

PLAYER	SEASONS	ATT	YDS	YPA
1. Bryce Petty	2011-14	845	8,195	9.698
2. J.J. Joe	1990-93	665	5,995	9.015
3. Seth Russell	2013-16	606	5,461	9.000
4. Robert Griffin III	2008-11	1,192	10,366	8.696
5. Nick Florence	2009-12	754	6,301	8.357
6. Sawyer Robertson	2023-Pres.	485	3,935	8.113
7. Cody Carlson	1983-86	705	5,411	7.675
8. Gerry Bohanon	2018-21	313	2,399	7.665
9. Jay Jeffrey	1980-81	360	2,739	7.608
10. Tom Muecke	1982-85	487	3,688	7.573
11. Zach Smith	2016-17	397	2,997	7.549
12. Charlie Brewer	2017-20	1,304	9,700	7.439
13. Blake Shapen	2021-23	752	5,574	7.120

COMPLETION PERCENTAGE

PLAYER	SEASONS	ATT	CMP	PCT
1. Robert Griffin III	2008-11	1,192	800	.671
2. Blake Shapen	2021-23	752	479	.637
3. Charlie Brewer	2017-20	1,304	828	.635
4. Bryce Petty	2011-14	845	530	.627
5. Nick Florence	2009-12	754	466	.618
6. Shawn Bell	2003-06	914	559	.612
7. Gerry Bohanon	2018-21	313	191	.610
8. Sawyer Robertson	2023-24	485	295	.608
9. Aaron Karas	2001-04	543	321	.591
10. Blake Szymanski	2006-09	676	387	.571
11. Seth Russell	2013-16	606	345	.569

COMPLETION PERCENTAGE

PLAYER	SEASONS	ATT	CMP	PCT
1. Robert Griffin III	2008-11	1,192	800	.671
2. Blake Shapen	2021-23	752	479	.637
3. Charlie Brewer	2017-20	1,304	828	.635
4. Bryce Petty	2011-14	845	530	.627
5. Nick Florence	2009-12	754	466	.618
6. Shawn Bell	2003-06	914	559	.612
7. Gerry Bohanon	2018-21	313	191	.610
8. Sawyer Robertson	2023-Pres.	485	295	.608
9. Aaron Karas	2001-04	543	321	.591
10. Blake Szymanski	2006-09	676	387	.571
11. Seth Russell	2013-16	606	345	.569

TOUCHDOWNS

PLAYER	SEASONS	YDS	INT	TD
1. Robert Griffin III	2008-11	10,366	16	78
2. Charlie Brewer	2017-20	9,700	28	65
3. Bryce Petty	2011-14	8,195	10	62
4. Seth Russell	2013-16	5,461	18	60
5. Nick Florence	2009-12	6,301	22	41
6. Shawn Bell	2003-04	5,666	17	38
7. Blake Shapen	2021-23	5,574	13	36
8. Cody Carlson	1983-86	5,411	34	32
9. J.J. Joe	1990-93	5,995	28	31
10. Jeff Watson	1994-97	5,531	27	30
Sawyer Robertson	2023-Pres.	3,935	12	30

TOUCHDOWN-TO-INTERCEPTION RATIO

CAREER LEADERS MINIMUM 20 TOUCHDOWNS				
PLAYER	SEASONS	TD	INT	PCT.
1. Bryce Petty	2011-14	62	10	6.200
2. Robert Griffin III	2008-11	78	16	4.875
3. Seth Russell	2013-16	60	18	3.333
4. Gerry Bohanon	2018-21	20	7	2.857
5. Blake Shapen	2021-23	36	13	2.769
6. Sawyer Robertson	2023-Pres.	30	12	2.500
7. Charlie Brewer	2017-20	65	28	2.321
8. Shawn Bell	2003-06	38	17	2.235
9. Nick Florence	2009-12	41	22	1.864
10. Adrian Burk	1948-49	20	13	1.538
11. Jeff Watson	1994-97	30	27	1.111
12. J.J. Joe	1990-93	31	28	1.107
13. Tom Muecke	1982-85	29	27	1.074

CAREER RECEIVING YARDS, TIGHT END

Name	Years	Rec.	TD	Yards
1. Brad Taylor	2007-10	76	6	993
2. Justin Akers	2006-09	89	7	896
3. Ken Hodge	1962-64	60	5	883
4. Drake Dabney	2020-23	65	8	873
5. Ben Sims	2018-22	78	12	785
6. Ronnie Bo Lee	1975-78	53	5	694
7. Steve Stutsman	1987-91	21	4	450
8. Jack Eisenhart	1965-66	40	0	437
9. Alonzo Pierce	1988-91	27	3	430
10. Mike McKenzie	1989-92	24	2	396
11. Michael Trigg	2024-Pres.	30	3	395

CAREER RECEPTIONS, TIGHT END

Name	Years	TD	Yards	Rec.
1. Justin Akers	2006-09	7	896	89
2. Ben Sims	2018-22	12	785	78
3. Brad Taylor	2007-10	6	993	76
4. Drake Dabney	2020-23	8	873	65
5. Ken Hodge	1962-64	5	883	60
6. Ronnie Bo Lee	1975-78	5	694	53
7. Jack Eisenhart	1965-66	0	437	40
8. Jordan Najvar	2011-13	4	311	35
9. Michael Trigg	2024-Pres.	3	395	30
9. Ted Gillum	1967-69	0	362	28
10. Alonzo Pierce	1988-91	3	430	27

CAREER RECEIVING TOUCHDOWNS, TIGHT END

Name	Years	Rec.	Yards	TD
1. Ben Sims	2018-22	78	785	12
2. Drake Dabney	2020-23	65	873	8
3. Justin Akers	2006-09	89	896	7
4. Brad Taylor	2007-10	76	993	6
5. Ken Hodge	1962-64	60	883	5
6. Ronnie Bo Lee	1975-78	53	694	5
7. Steve Stutsman	1987-91	21	450	4
8. Jordan Najvar	2011-13	35	311	4
- Michael Trigg	2024-Pres.	30	395	3

RETURNS


YARDS PER PUNT RETURN

CAREER LEADERS MINIMUM 25 RETURNS				
PLAYER	SEASONS	RET	YDS	AVG
1. George Sims	1945-48	51	793	15.55
2. Lawrence Elkins	1962-64	32	386	12.06
3. Josh Cameron	2021-Pres.	27	491	12.00
4. Malcolm Frank	1987-90	32	367	11.47
5. Tony Nicholson	2016-18	28	298	10.64
6. Bobby Hart	2000-02	52	513	9.87
7. Willie Andrews	2002-05	97	949	9.78
8. Thomas Everett	1983-86	80	766	9.58
9. Jack Allen	1966-68	48	442	9.21
10. Bobby Jack Goforth	1987-88	62	561	9.05

CAREER LEADERS

PLAYER	SEASONS	RET	AVG	YDS
1. Willie Andrews	2002-05	97	9.78	949
2. Gerald McNeil	1980-83	101	8.77	886
3. Howard Fields	1977-79	96	8.27	794
4. George Sims	1945-48	51	15.55	793
5. Thomas Everett	1983-86	80	9.58	766
6. Gary Green	1973-76	71	7.93	563
7. Bobby Jack Goforth	1987-88	62	9.05	561
8. Levi Norwood	2011-14	64	8.73	559
9. Bobby Hart	2000-02	52	9.87	513
10. Josh Cameron	2022-24	27	18.8	490

McLANE STADIUM



- McLane Stadium has served as the home of Baylor football since the 2014 season, when the Bears moved over from historic Floyd Casey Stadium, their home for the previous 64 seasons.
- The Bears own a 41-26 record at McLane Stadium and a 384-248-27 record overall at home over a span of 124 seasons.
- The season attendance record was set in 2014, the debut of McLane Stadium, when an average of 46,710 attended each game, with a total of 280,257. A total of 318,621 attended seven games during the 2019 season.
- The single-game record for attendance came in 2019, a matchup with Oklahoma that saw 50,223 attend at McLane Stadium.
- Under Coach Dave Aranda, the Bears own a 13-10 record at McLane Stadium.
- The stadium was built on a 93-acre site that includes 2,150 on-site parking spaces, 334 tailgating spots with 256 set for power and cable, 18 boat slips for Sailgating on the Brazos River and the Umphrey Pedestrian Bridge, connecting the stadium to Baylor's picturesque campus.

- The stadium seats 45,140 and includes six founder's suites, 36 suites, 79 loge boxes, club seating for 1,200, 200 concession points of sale and five retail stores.
- The Baylor locker room is 50 yards long and 17 yards wide.

STADIUM HISTORIES

- The 2013 season was Baylor's 64th and final year of football at the 50,000-seat Floyd Casey Stadium. BU closed its run at the facility by winning its first Big 12 championship with a 30-10 victory over No. 23 Texas in the final game of the regular season.
- Originally named Baylor Stadium, the structure was built in 1950 after a bond sales program raised \$1.5 million for construction costs. The first game played in the new stadium was Sept. 30, 1950, a 34-7 Baylor victory over Houston.
- In 1989, the stadium was renamed Floyd Casey Stadium after longtime University supporter and trustee Carl B. Casey and his wife Thelma contributed \$5 million of an \$8 million renovation project in honor of his father, Floyd (the name change was officially announced at halftime of the 1988 Homecoming game).

- Prior to the building of Baylor Stadium in 1950, several playing sites were used by the Bears. Baylor's first football squad took the field in 1899, but no records are available to prove where it played. Old newspaper clippings and yearbook articles only indicate the first three seasons were played on an extremely rough field close to the school.
- From 1902 to 1925, with the exception of 1906 when football was banned on campus because it was deemed too violent, the Bears played most of their games at Carroll Field, an on-campus facility (an unknown number of games were also played at the old Cotton Palace during this period).
- The Bears played at the Cotton Palace from 1926-29 before returning to Carroll Field from 1930-35. The team moved off the main campus for good in 1936 when it began calling the newly built Waco Stadium home.
- Waco Stadium was renamed Municipal Stadium in 1942, and it was where Baylor played through 1949 except for a break from 1943-44 because of the war effort.

TOP ATTENDANCES AT McLANE STADIUM

1.	50,223	vs. Oklahoma (2019)
2.	49,875	vs. Oklahoma (2015)
3.	49,165	vs. Texas (2023)
4.	49,109	vs. Texas (2019)
5.	49,129	vs. TCU (2016)
6.	48,093	vs. Texas (2015)
7.	48,016	vs. BYU (2021)
8.	47,979	vs. Oklahoma State (2022)
9.	47,924	vs. Kansas State (2014)
10.	47,686	vs. Kansas State (2022)

2024 BAYLOR FOOTBALL STATS

2024 OVERALL: 8-5 (HOME 5-1, ROAD 3-3, NEUTRAL 0-1) | BIG 12 CONFERENCE: 6-3 (HOME 3-1, ROAD 3-2, NEUTRAL 0-0)

2024 RESULTS 8-5 (6-3 BIG 12)

DATE	OPPONENT	RESULT	SCORE	ATTEND	AP RANK	TV
Aug. 31	Tarleton	W	45-3	42,272	NR	ESPN+
Sept. 7	at #11/11 Utah	L	23-12	52,827	NR	FOX
Sept. 14	Air Force	W	31-3	46,212	NR	FS1
Sept. 21	at Colorado	L	38-31 (OT)	52,794	NR	FOX
Sept. 28	#22/22 BYU	L	34-28	39,583	NR	FS1
Oct. 5	at #16/16 Iowa State	L	43-21	61,500	NR	FOX
Oct. 19	at Texas Tech	W	59-35	60,229	NR	ESPN2
Oct. 26	Oklahoma State	W	38-28	44,987	NR	ESPN+
Nov. 2	TCU	W	37-34	44,171	NR	ESPN2
Nov. 16	at West Virginia	W	49-35	52,376	NR	ESPN2
Nov. 23	at Houston	W	20-10	34,166	NR	FS1
Nov. 30	Kansas	W	45-17	36,585	NR	ESPN2
Dec. 31	vs. LSU	L	44-31	59,940	NR	ESPN

2024 GAME-BY-GAME TEAM STATS

	FINAL	QUARTERS					1ST DOWNS		RUSHING		PASSING		TOT OFF		PUNTS		PEN	3RD	4TH	RED	SACKS	FIELD	POSSESSION TIME				
GAME	SCORE	1	2	3	4	OT	R-P-PE	TOT	NO-YDS-TD	C-A-I	YDS	TD	ATT-YDS	NO-AVG	F-FL	NO-YDS	DNS	DNS	ZONE	NO-YDS	GOALS	1	2	3	4	TOT	
Baylor	45	21	7	7	10	-	9-11-4	24	43-164-2	18-28-2	278	3	71-442	2-43.5	1-0	6-67	10-15	1-2	3-5	2-15	1-1	7:14	8:04	4:29	8:53	28:40	
Tarleton	3	0	0	3	0	-	3-4-2	9	41-101-0	7-15-1	80	0	56-181	9-9.99	1-0	7-71	2-15	0-1	1-2	1-11	1-2	7:46	6:56	10:31	6:07	31:20	
Baylor	12	0	3	9	0	-	6-4-2	12	40-108-0	9-21-0	115	1	61-223	6-62.7	2-1	5-37	4-16	2-4	1-1	2-15	2-3	3:57	7:30	10:29	3:41	25:37	
Utah	23	17	6	0	0	-	8-4-3	15	37-170-0	12-23-0	122	2	60-292	6-51.3	0-0	8-71	4-14	0-0	2-2	3-32	1-3	11:03	7:30	4:31	11:19	34:23	
Baylor	31	3	3	17	8	-	9-9-2	20	38-230-3	18-24-0	248	0	62-478	0-0	4-3	6-55	4-10	1-2	3-4	0-0	3-4	3:11	2:44	8:36	11:31	26:02	
Air Force	3	0	3	0	0	-	10-1-1	12	56-193-0	2-8-1	25	0	64-218	5-34.8	2-2	5-48	2-3	2-3	1-1	1-4	1-2	11:49	12:16	6:24	3:29	33:58	
Baylor	31	3	21	0	7	0	9-6-0	15	41-166-1	11-21-0	148	2	62-314	6-49.3	1-1	7-69	7-17	1-2	1-2	8-52	1-2	5:48	5:23	7:41	5:11	24:03	
Colorado	38	7	10	7	7	7	8-12-4	24	42-91-3	25-41-0	341	2	83-432	7-46.7	1-0	6-45	8-18	1-2	3-3	1-4	1-1	9:12	9:37	7:19	9:49	35:57	
Baylor	28	7	7	7	7	-	4-16-1	21	28-63-1	27-48-2	324	3	76-387	3-49.3	0-0	6-45	3-13	4-7	3-3	0-0	0-1	5:56	6:05	8:22	8:33	28:56	
BYU	34	21	10	3	0	-	7-12-1	20	36-149-1	18-33-2	218	3	69-367	3-51	0-0	4-50	4-13	1-1	3-3	3-30	2-3	9:04	8:55	6:38	6:27	31:04	
Baylor	21	7	7	7	0	-	5-13-3	21	20-79-0	25-44-1	258	3	64-337	5-37.8	0-0	6-74	4-13	2-4	2-2	0-0	0-0	6:03	8:30	6:30	3:03	24:06	
Iowa State	43	3	16	14	10	-	10-12-5	27	45-265	16-25-1	277	2	70-542	0-0	0-0	4-55	7-12	1-2	6-8	0-0	3-3	8:57	6:30	8:30	11:57	35:54	
Baylor	59	7	17	14	21	-	10-13-0	23	33-255-3	21-32-0	274	5	65-529	4-49	0-0	8-90	5-12	2-2	6-6	2-14	1-1	4:27	5:53	6:38	7:09	24:07	
Texas Tech	35	7	7	7	14	-	10-16-3	29	35-149-1	34-50-1	306	4	85-455	5-40.4	2-1	5-40	6-17	5-6	4-4	0-0	3-3	10:33	9:07	8:22	7:51	35:53	
Baylor	38	3	14	7	14	-	12-8-3	23	38-343-2	11-20-1	222	3	58-565	3-46.7	0-0	8-93	3-9	0-1	3-4	3-35	1-1	7:40	6:15	4:39	6:25	24:59	
Oklahoma State	28	3	14	3	8	-	4-18-3	25	34-74-2	28-42-1	359	1	76-433	5-43.6	1-1	12-84	4-15	3-4	4-5	1-9	2-2	7:20	8:45	10:21	8:35	35:01	
Baylor	37	7	6	7	17	-	15-14-2	31	44-257-5	19-34-0	242	0	78-499	4-48	0-0	8-75	8-15	2-2	4-4	1-8	1-1	8:50	5:41	5:34	8:20	28:25	
TCU	34	7	10	10	7	-	7-15-3	25	32-105-1	26-35-0	339	3	67-444	4-44	1-0	6-55	4-12	2-2	3-3	2-15	2-2	6:10	9:19	9:26	6:40	31:35	
Baylor	49	14	21	0	14	-	10-15-1	26	34-183-4	26-36-0	329	3	70-512	3-45.3	0-0	9-80	8-13	1-1	3-3	4-21	0-1	4:46	5:27	8:59	8:55	28:07	
West Virginia	35	7	21	0	7	-	17-9-3	29	49-262-3	19-39-1	327	2	88-499	3-29.7	0-0	3-27	5-13	2-5	4-5	1-7	0-0	10:14	9:33	6:01	6:05	31:53	
Baylor	20	7	10	0	3	-	9-10-1	20	49-121-0	15-23-3	204	2	72-325	4-45	2-0	4-35	4-15	3-4	2-2	1-4	2-2	10:28	11:13	2:10	11:01	34:52	
Houston	10	7	0	0	3	-	5-9-0	14	26-92-0	14-25-3	147	0	51-239	5-40	1-1	5-40	3-10	1-1	1-2	2-14	1-2	4:32	3:47	12:50	3:59	25:08	
Baylor	45	14	7	21	3	-	16-15-1	32	50-293-2	23-31-0	310	4	81-603	2-47	1-0	3-35	13-17	0-0	4-4	0-0	1-2	6:21	5:54	12:15	11:27	35:57	
Kansas	17	7	3	7	0	-	10-8-0	18	31-211-2	12-23-2	280	0	54-491	2-33.5	1-1	2-15	5-11	0-1	3-6	3-23	1-2	8:39	9:06	2:45	3:33	24:03	
Baylor	0	17	7	7	31	-	4-23-4	31	33-62-2	30-51-1	445	2	84-507	2-44	2-0	4-30	5-13	1-6	4-7	0-0	1-1	6:23	7:40	8:54	7:25	30:22	
LSU	14	20	0	10	44	-	5-14-1	20	27-114-1	24-34-1	313	3	61-427	1-35	1-1	6-47	6-13	1-2	3-4	1-7	1-2	8:37	7:20	6:06	7:35	29:38	

2024 GAME-BY-GAME OFFENSIVE STARTERS

OPPONENT	WR	LT	LG	C	RG	RT	WR	TE	QB	RB	WR
Tarleton	Presley	Ebosele	Lengyel	Price	Aigbedion	Barrington	A. Hawkins	K. Johnson	Finn	Reese	Cameron
at Utah	Presley	Ebosele	Lengyel	Price	Aigbedion	Barrington	A. Hawkins	K. Johnson	Finn	Reese	Cameron
Air Force	K. Jackson Jr.	Ka. Sieracki	Lengyel	Price	Aigbedion	Barrington	Burton	K. Johnson	Robertson	Washington	Cameron
at Colorado	K. Jackson Jr.	Ka. Sieracki	Lengyel	Price	Aigbedion	Barrington	A. Hawkins	Yates	Robertson	Washington	Cameron
BYU	Presley	Ebosele	Lengyel	Price	Aigbedion	Ka. Sieracki	Baldwin	Yates	Robertson	Washington	Cameron
at Iowa State	Presley	Fugar	Lengyel	Price	Aigbedion	Barrington	A. Hawkins	Yates	Robertson	Washington	Cameron
at Texas Tech	A. Hawkins	Fugar	Lengyel	Price	Aigbedion	Barrington	Baldwin	Trigg	Robertson	Washington	Cameron
Oklahoma State	Presley	Fugar	Lengyel	Price	Aigbedion	Barrington	A. Hawkins	Trigg	Robertson	Washington	Cameron
TCU	Presley	Fugar	Lengyel	Price	Aigbedion	Barrington	A. Hawkins	Trigg	Robertson	Washington	Cameron
at West Virginia	Presley	Fugar	Lengyel	Price	Aigbedion	Barrington	A. Hawkins	Trigg	Robertson	Washington	Cameron
at Houston	Presley	Fugar	Lengyel	Price	Aigbedion	Barrington	A. Hawkins	Trigg	Robertson	Washington	Cameron
Kansas	Presley	Fugar	Lengyel	Price	Aigbedion	Barrington	A. Hawkins	Yates	Robertson	Washington	Cameron
vs. LSU	Presley	Fugar	Lengyel	Price	Aigbedion	Barrington	Baldwin	Yates	Robertson	Washington	Cameron

2024 GAME-BY-GAME DEFENSIVE STARTERS

OPPONENT	F	N/JACK	E	JACK	MLB	WLB	STAR / LB	CB	S	S	CB
Tarleton	J. Marshall	Lanz	Ma'ae	Randolph	M. Jones	K. Thomas	Williams IV	Cad. Jenkins	Bobby	Lemear	Reed
at Utah	J. Marshall	Lanz	Ma'ae	Randolph	M. Jones	K. Thomas	Dillworth	Cad. Jenkins	Bobby	Lemear	L. Johnson
Air Force	J. Marshall	Kalu	Ma'ae	Randolph	M. Jones	K. Thomas	Simpkins	Cad. Jenkins	Bobby	Lemear	L. Johnson
at Colorado	J. Marshall	Linton	Ma'ae	Randolph	M. Jones	K. Thomas	Simpkins	Cad. Jenkins	Bobby	Lemear	L. Johnson
BYU	J. Marshall	Noel III	Ma'ae	Jordan	M. Jones	K. Thomas	Williams IV	T. Williams III	Bobby	Lemear	L. Johnson
at Iowa State	J. Marshall	Noel III	Ma'ae	Linton	M. Jones	K. Thomas	Williams IV	T. Williams III	Bobby	Lemear	L. Johnson
at Texas Tech	J. Marshall	Noel III	Ma'ae	Linton	M. Jones	K. Thomas	Williams IV	Cad. Jenkins	Bobby	Lemear	L. Johnson
Oklahoma State	J. Marshall	Noel III	Ma'ae	Randolph	M. Jones	K. Thomas	Williams IV	Cad. Jenkins	Bobby	Lemear	L. Johnson
TCU	J. Marshall	Noel III	Ma'ae	Linton	M. Jones	K. Thomas	Williams IV	Cad. Jenkins	Bobby	Lemear	L. Johnson
at West Virginia	J. Marshall	Noel III	Ma'ae	Linton	M. Jones	K. Thomas	Gordon	Cad. Jenkins	Bobby	Lemear	L. Johnson
at Houston	J. Marshall	Noel III	Ma'ae	Randolph	M. Jones	K. Thomas	Gordon	Cad. Jenkins	Bobby	Lemear	L. Johnson
Kansas	J. Marshall	Noel III	Ma'ae	Jordan	M. Jones	K. Thomas	Gordon	Cad. Jenkins	Bobby	Lemear	L. Johnson
vs. LSU	J. Marshall	Noel III	Ma'ae	Randolph	M. Jones	K. Thomas	Coleman	Cad. Jenkins	Bobby	Williams IV	Williams III

Team Statistics		
	BAYLOR	OPP
Scoring	447	347
Points per game	34.4	26.7
Points Off Turnovers	64	34
First Downs	299	267
Rushing	118	104
Passing	157	134
Penalty	24	29
Rushing Yardage	2324	1976
Yards gained rushing	2611	2224
Yards lost rushing	287	248
Rushing attempts	491	491
Average per rush	4.7	4.0
Average per game	178.8	152.0
TDs Rushing	25	16
Passing Yardage	3397	3044
Comp-Att-Int	253-413-10	237-393-14
Average per pass	8.2	7.7
Average per catch	13.4	12.8
Average per game	261.3	234.2
TDs Passing	31	22
Total offense	5721	5020
Total plays	904	884
Average per play	6.3	5.7
Average per game	440.1	386.2
Kick returns: #-Yards	26-553	23-453
Punt returns: #-Yards	14-290	21-122
Int returns: #-Yards	14-145	10-127
Kick return average	21.3	19.7
Punt return average	20.7	5.8
Int return average	10.4	12.7
Fumbles-Lost	14-5	12-7
Penalties-Yards	80-785	73-648
Average per game	60.4	49.8
Punts-Yards	44-2122	54-2296
Average per punt	48.2	42.5
Net punt average	44.0	35.9
Kickoffs-Yards	80-5006	69-4017
Average per kick	62.6	58.2
Net kick average	39.2	36.7
Time of possession / game	28:01	31:59
3rd-down conversion	78/178	64/179
3rd-down pct	44%	36%
4th-down conversion	20/37	19/30
4th-down pct	54%	63%
Sacks by-Yards	23-164	19-156
Misc Yards	0	0
Touchdowns scored	58	43
Field goals - attempts	14-20	16-24
On-Side kicks	0-1	0-2
Red-zone scores	(39-47) 83%	(38-48) 79%
Red-zone touchdowns	(30-47) 64%	(28-48) 58%
PAT-attempts	(55-56) 98%	(37-39) 95%
2-point conversion-attempts	(1-3) 33%	(2-4) 50%
Attendance	253810	313892
Games / Avg per game	6/42302	6/52315
Neutral site games	-	1/59940

Score by Periods						
Team	1st	2nd	3rd	4th	OT	TOT
Baylor	93	140	103	111	0	447
Opponents	100	120	54	66	7	347

Rushing

Player	gp	att	gain	loss	net	avg	td	lg	avg/g
Bryson Washington	11	175	1033	5	1028	5.9	12	51	93.5
Dawson Pendergrass	13	121	686	15	671	5.5	6	55	51.6
Richard Reese	11	58	246	5	241	4.2	1	28	21.9
Sawyer Robertson	12	63	349	119	230	3.7	4	45	19.2
Dominic Richardson	4	31	115	6	109	3.5	0	10	27.3
Dequan Finn	3	21	131	65	66	3.1	2	39	22.0
Jamaal Bell	13	5	27	0	27	5.4	0	20	2.1
Joseph Hagman	3	4	16	0	16	4.0	0	10	5.3
Ashtyn Hawkins	13	3	5	1	4	1.3	0	5	0.3
Monaray Baldwin	13	3	3	0	3	1.0	0	2	0.2
Team	13	7	0	71	-71	-10.1	0	0	-5.5
Total	13	491	2611	287	2324	4.7	25	55	178.8
Opponents	13	491	2224	248	1976	4.0	16	51	152.0

Passing

Player	gp	effic	comp	att	int	pct	yds	td	lg	avg/g
Sawyer Robertson	12	153.1	229	368	8	62.2	3071	28	53	255.9
Dequan Finn	3	127.2	23	43	2	53.5	307	3	47	102.3
Nate Bennett	3	129.8	1	2	0	50.0	19	0	19	6.3
Total	13	150.3	253	413	10	61.3	3397	31	53	261.3
Opponents	13	136.7	237	393	14	60.3	3044	22	58	234.2

Receiving

Player	gp	no.	yds	avg	td	lg	avg/g
Josh Cameron	13	52	754	14.5	10	47	58.0
Ashtyn Hawkins	13	45	567	12.6	5	35	43.6
Hal Presley	12	31	429	13.8	3	53	35.8
Michael Trigg	11	30	395	13.2	3	42	35.9
Monaray Baldwin	13	27	478	17.7	5	46	36.8
Bryson Washington	11	22	217	9.9	1	23	19.7
Ketron Jackson Jr.	11	12	236	19.7	2	39	21.5
Dawson Pendergrass	13	11	103	9.4	1	22	7.9
Richard Reese	11	6	41	6.8	0	24	3.7
Matthew Klopfenstein	11	6	62	10.3	1	23	5.6
Gavin Yates	13	5	48	9.6	0	18	3.7
Jamaal Bell	13	2	6	3.0	0	8	0.5
Jadon Porter	7	2	23	11.5	0	21	3.3
Dominic Richardson	4	1	19	19.0	0	19	4.8
Micah Gifford	13	1	19	19.0	0	19	1.5
Total	13	253	3397	13.4	31	53	261.3
Opponents	13	237	3044	12.8	22	58	234.2

Punt Returns

Player	no.	yds	avg	td	lg
Josh Cameron	14	290	20.7	0	73
Total	14	290	20.7	0	73
Opponents	21	122	5.8	1	25

Interceptions

Player	no.	yds	avg	td	lg
Corey Gordon Jr.	3	37	12.3	0	37
Devyn Bobby	3	21	7.0	0	21
Garmon Randolph	2	27	13.5	0	17
Lorando Johnson	1	2	2.0	0	2
Devin Lemear	1	0	0.0	0	0
Elinus Noel III	1	0	0.0	0	0
Keaton Thomas	1	35	35.0	1	35
Caden Jenkins	1	9	9.0	0	9
LeVar Thornton Jr.	1	14	14.0	0	14
Total	14	145	10.4	1	37
Opponents	10	127	12.7	2	41

Kick Returns

Player	no.	yds	avg	td	lg
Jamaal Bell	22	527	24.0	1	100
Ashtyn Hawkins	1	-1	-1.0	0	0
Josh Cameron	1	8	8.0	0	8
Michael Allen	1	15	15.0	0	15
Kelsey Johnson	1	4	4.0	0	4
Total	26	553	21.3	1	100
Opponents	23	453	19.7	1	95

Fumbles Recovered

Player	no.	yds	avg	td	lg
Matt Jones	1	5	5.0	0	5
Devyn Bobby	2	1	0.5	0	1
Steve Linton	1	0	0.0	0	0
Rara Dillworth	1	0	0.0	0	0
Devonte Tezino	1	0	0.0	0	0
LeVar Thornton Jr.	1	0	0.0	0	0
Total	7	6	0.9	0	5
Opponents	5	0	0.0	0	0

Scoring

			PAT							
Player	td	fg	kick	rush	rcv	pass	dxp	saf	pts	
Isaiah Hanks	-	14-19	50-51	-	-	-	-	-	92	
Bryson Washington	13	-	-	-	-	-	-	-	78	
Josh Cameron	10	-	-	-	-	-	-	-	60	
Dawson Pendergrass	7	-	-	-	-	-	-	-	42	
Ashtyn Hawkins	5	-	-	-	-	-	-	-	30	
Monaray Baldwin	5	-	-	-	-	-	-	-	30	
Sawyer Robertson	4	-	-	1	-	-	-	-	26	
Michael Trigg	3	-	-	-	-	-	-	-	18	
Hal Presley	3	-	-	-	-	-	-	-	18	
Dequan Finn	2	-	-	-	-	-	-	-	12	
Ketron Jackson Jr.	2	-	-	-	-	-	-	-	12	
Jamaal Bell	1	-	-	-	-	-	-	-	6	
Richard Reese	1	-	-	-	-	-	-	-	6	
Keaton Thomas	1	-	-	-	-	-	-	-	6	
Matthew Klopfenstein	1	-	-	-	-	-	-	-	6	
Connor Hawkins	-	0-1	5-5	-	-	-	-	-	5	
Total	58	14-20	55-56	1	0	0	0	0	447	
Opponents	43	16-24	37-39	0	2	2	0	0	347	

Field Goals

Player	fg	pct.	01-19	20-29	30-39	40-49	50-99	lg	blk
Isaiah Hanks	14-19	73.7	0-0	2-2	6-6	4-7	2-4	51	1
Connor Hawkins	0-1	0.0	0-0	0-0	0-0	0-0	0-1	0	0
Opponents	16-24	66.7	0-0	5-6	4-6	6-11	1-1	54	1

FG Sequence

Team Name	Baylor	Opponents
Tarleton St.	(39)	24,(34)
Utah	49,(44),(39)	(30),45,43
Air Force	(46),(51),(24),44	45,(26)
Colorado	(32),45	(43)
BYU	50	(54),(37),49
Texas Tech	(31)	
Oklahoma St.	(30)	(45),(26)
TCU	(33)	(46),(47)
West Virginia	55	
Houston	(45),(50)	47,(24)
Kansas	53,(40)	38,(26)
LSU	(23)	(43),36
Iowa St.		(45),(38),(22)

Numbers in (parentheses) indicate field goal was made

Total Offense

Player	g	plays	rush	pass	total	avg/g
Sawyer Robertson	12	431	230	3071	3301	275.1
Bryson Washington	11	175	1028	0	1028	93.5
Dawson Pendergrass	13	121	671	0	671	51.6
Dequan Finn	3	64	66	307	373	124.3
Richard Reese	11	58	241	0	241	21.9
Dominic Richardson	4	31	109	0	109	27.3
Jamaal Bell	13	5	27	0	27	2.1
Nate Bennett	3	2	0	19	19	6.3
Joseph Hagman	3	4	16	0	16	5.3
Ashtyn Hawkins	13	3	4	0	4	0.3
Monaray Baldwin	13	3	3	0	3	0.2
Team	13	0	-71	0	-71	-5.5
Total	13	904	2324	3397	5721	440.1
Opponents	13	884	1976	3044	5020	386.2

Punting

Player	no.	yds	avg	lg	tb	fc	i20	50+	blk
Palmer Williams	43	2122	49.3	79	5	6	15	22	0
Team	1	0	0.0	0	0	0	0	0	1
Total	44	2122	48.2	79	5	6	15	22	1
Opponents	54	2296	42.5	70	4	19	10	11	1

Kickoffs

Player	no.	yds	avg	tb	ob	retn	net	ydln
Jack Stone	76	4753	62.5	49	4			
Isaiah Hanks	2	123	61.5	0	0			
Connor Hawkins	2	130	65.0	2	0			
Total	80	5006	62.6	51	4	21	39.2	25
Opponents	69	4017	58.2	28	5	27	36.7	28

2024 BAYLOR FOOTBALL STATS

2024 OVERALL: 8-5 (HOME 5-1, ROAD 3-3, NEUTRAL 0-1) | BIG 12 CONFERENCE: 6-3 (HOME 3-1, ROAD 3-2, NEUTRAL 0-0)

			Tackles				Sacks	Pass defense			Fumbles		blkd	
##	Player	gp	ua	a	tot	tfl/yds	no-yds	int-yds	brup	qbh	fr-yds	ff	kick	saf
11	Keaton Thomas	13	58	56	114	7-19	2.5-12	1-35	.	3
2	Matt Jones	13	64	49	113	9.5-37	4-26	.	6	5	1-5	1	.	.
3	Devyn Bobby	13	53	27	80	3-7	.	3-21	3	.	2-1	.	.	.
9	Treven Ma'ae	13	23	19	42	6.5-26	3.5-23	.	1	3
0	Jackie Marshall	13	22	20	42	6.5-25	3-20	.	.	5	.	1	.	.
15	Carl Williams IV	8	19	16	35	5-15	1-6	.	1	.	.	1	.	.
24	Corey Gordon Jr.	12	25	9	34	1.5-2	.	3-37	2
5	Garmon Randolph	11	20	9	29	4.5-35	3.5-32	2-27	.	2
20	Devin Lemear	12	18	11	29	.	.	1-0	2
33	DJ Coleman	12	17	11	28	1.5-3	.	.	3
10	Steve Linton	9	24	1	25	7-39	3-31	.	.	3	1-0	1	.	.
59	Devonte Tezino	11	14	11	25	3-6	1-0	.	.	.
8	Caden Jenkins	11	19	5	24	.	.	1-9	5
40	Kyler Jordan	13	11	8	19	2-6	.	.	.	1	.	.	1	.
98	Elinus Noel III	13	11	7	18	3.5-6	0.5-2	1-0	1	3	.	1	.	.
47	Caleb Parker	13	7	10	17	1-2	.	.	2	1	.	.	1	.
18	Lorando Johnson	12	13	2	15	1-1	.	1-2	11
97	Cooper Lanz	10	7	8	15	1-8	1-8	.	1	2
27	Tevin Williams III	9	13	2	15	1-1	1	.	.
91	Trey Wilson	12	10	4	14	1-2	.	.	.	1
22	Reggie Bush	12	8	5	13	.	.	.	1
44	Josh White	13	4	8	12	1	.	.
38	Jacob Redding	13	6	6	12
36	Rara Dillworth	9	7	3	10	1-0	.	.	.
41	Brooks Miller	11	9	.	9	1-5	1	.	.
88	Micah Gifford	13	6	3	9
16	Kendrick Simpkins	5	4	4	8	0.5-2
25	LeVar Thornton Jr.	13	5	3	8	.	.	1-14	.	.	1-0	.	.	.
21	Chateau Reed	10	3	4	7
52	Corey Kelly	11	2	3	5
50	Kaian Roberts-Day	10	2	1	3	2-7	1-4
26	Garrison Grimes	13	.	2	2
43	Gavin Yates	13	1	1	2
30	Bryson Washington	11	2	.	2
53	Ronnie Mageo	4	1	1	2
29	Kris Wokomah	2	1	1	2
46	JaQues Evans	3	1	.	1	.	.	.	1	1
72	Coleton Price	13	1	.	1
93	DK Kalu	3	1	.	1
23	Cameron Jenkins	4	.	1	1
45	Kyland Reed	9	.	1	1
98	Isaiah Hankins	12
	Totals	13	512	332	844	69-254	23-164	14-145	40	30	7-6	8	2	0
	Opponents	13	520	296	816	46-205	19-156	10-127	41	22	5-0	7	2	0

#7 Dequan Finn	Comp	Att	Int	Pct	Yards	TD	Long	Sacked	Effic.
Tarleton St.	14	22	2	63.6	192	2	39	1-11	148.8
Utah	9	21	0	42.9	115	1	47	3-32	104.6
Totals	23	43	2	53.5	307	3	47	4-43	127.2

#13 Sawyer Robertson	Comp	Att	Int	Pct	Yards	TD	Long	Sacked	Effic.
Tarleton St.	3	5	0	60.0	67	1	30	0-0	238.6
Air Force	18	24	0	75.0	248	0	35	1-4	161.8
Colorado	11	21	0	52.4	148	2	30	1-4	143.0
BYU	27	48	2	56.3	324	3	34	3-30	125.2
Iowa St.	25	44	1	56.8	258	3	31	0-0	124.0
Texas Tech	21	32	0	65.6	274	5	35	0-0	189.1
Oklahoma St.	11	19	1	57.9	222	3	53	1-9	197.6
TCU	19	34	0	55.9	242	0	40	2-15	115.7
West Virginia	26	36	0	72.2	329	3	43	1-7	176.5
Houston	15	23	3	65.2	204	2	42	2-14	142.3
Kansas	23	31	0	74.2	310	4	39	3-23	200.8
LSU	30	51	1	58.8	445	2	46	1-7	141.1
Totals	229	368	8	62.2	3071	28	53	15-113	153.1

#14 Nate Bennett	Comp	Att	Int	Pct	Yards	TD	Long	Sacked	Effic.
Tarleton St.	1	1	0	100.0	19	0	19	0-0	259.6
Oklahoma St.	0	1	0	0.0	0	0	0	0-0	0.0
Totals	1	2	0	50.0	19	0	19	0-0	129.8

Rushing

Player	No-Yds/TD	TSU	Utah	USAFA	CU	BYU	IowaSt	TTU	OSU	TCU	WVU	UH	KU	LS
Bryson Washington	175-1028/12	DNP	DNP	12-106/1	10-21/0	13-31/0	8-28/0	10-116/2	17-78/0	26-196/4	18-123/3	28-113/0	28-192/2	5-24/0
Dawson Pendergrass	121-671/6	17-62/1	9-69/0	4-13/0	4-13/0	-	9-27/0	7-36/0	6-142/1	8-33/1	11-68/1	14-41/0	11-104/0	21-63/2
Sawyer Robertson	63-230/4	-	DNP	3-5/1	9-82/1	12-29/1	3-24/0	4-16/0	8-73/1	9-28/0	2--5/0	3--14/0	6--11/0	4-3/0
Richard Reese	58-241/1	18-78/0	9-15/0	8-47/1	2-3/0	DNP	DNP	6-20/0	6-52/0	1-0/0	1-1/0	2-8/0	3-9/0	2-8/0
Dominic Richardson	31-109/0	DNP	4-11/0	9-48/0	15-47/0	3-3/0	DNP	DNP	DNP	DNP	DNP	DNP	DNP	DNP
Dequan Finn	21-66/2	6-19/1	13-7/0	DNP	DNP	DNP	DNP	2-40/1	DNP	DNP	DNP	DNP	DNP	DNP
Jamaal Bell	5-27/0	-	1-1/0	-	-	-	-	3-25/0	-	-	-	-	1-1/0	-
Joseph Hagman	4-16/0	2-5/0	DNP	2-11/0	DNP	DNP	DNP	DNP	DNP	DNP	DNP	DNP	-	DNP
Ashtyn Hawkins	3-4/0	-	3-4/0	-	-	-	-	-	-	-	-	-	-	-
Monaray Baldwin	3-3/0	-	1-1/0	-	1-0/0	-	-	1-2/0	-	-	-	-	-	-

Receiving

Player	No-Yds/TD	TSU	Utah	USAFA	CU	BYU	IowaSt	TTU	OSU	TCU	WVU	UH	KU	LS
Josh Cameron	52-754/10	1-14/0	2-59/1	5-63/0	1-6/0	7-125/2	2-10/1	6-75/3	1-13/0	4-59/0	5-101/1	2-16/0	8-102/1	8-111/1
Ashtyn Hawkins	45-567/5	2-37/1	-	4-81/0	-	5-74/1	3-11/0	6-69/0	4-74/1	3-36/0	7-52/0	6-65/1	1-13/0	4-55/1
Hal Presley	31-429/3	-	1-18/0	DNP	2-43/1	8-82/0	5-57/0	1-35/1	2-65/1	3-29/0	1-2/0	2-26/0	3-32/0	3-40/0
Michael Trigg	30-395/3	2-33/1	4-27/0	4-49/0	-	DNP	6-61/1	1-19/0	1-38/0	5-51/0	3-21/0	4-96/1	-	DNP
Monaray Baldwin	27-478/5	2-36/0	1-5/0	1-13/0	3-36/1	-	2-19/0	2-26/1	1-23/0	1-40/0	3-82/1	-	7-119/2	4-79/0
Bryson Washington	22-217/1	DNP	DNP	1-23/0	2-14/0	6-37/0	1-23/0	3-24/0	-	2-22/0	5-59/1	1-1/0	1-14/0	-
Ketron Jackson Jr.	12-236/2	2-69/1	-	-	2-30/0	-	5-66/1	DNP	DNP	-	-	-	-	3-71/0
Dawson Pendergrass	11-103/1	2-9/0	-	1-22/0	-	-	1-11/0	1-2/0	1-8/0	-	1-5/0	-	1-20/1	3-26/0
Matthew Klopfenstein	6-62/1	1-23/0	-	DNP	DNP	-	-	-	1-1/1	-	-	-	1-5/0	3-33/0
Richard Reese	6-41/0	2-7/0	1-6/0	1--1/0	-	DNP	DNP	1-24/0	-	-	-	-	1-5/0	-
Gavin Yates	5-48/0	-	-	-	-	1-6/0	-	-	-	1-5/0	1-7/0	-	-	2-30/0
Jadon Porter	2-23/0	2-23/0	-	-	DNP	DNP	DNP	-	-	DNP	DNP	DNP	-	-
Jamaal Bell	2-6/0	1-8/0	-	1--2/0	-	-	-	-	-	-	-	-	-	-
Dominic Richardson	1-19/0	DNP	-	-	1-19/0	-	DNP	DNP	DNP	DNP	DNP	DNP	DNP	DNP
Micah Gifford	1-19/0	1-19/0	-	-	-	-	-	-	-	-	-	-	-	-

All Purpose

Player	g	rush	rcv	pr	kr	ir	total	avg/g
Bryson Washington	11	1028	217	0	0	0	1245	113.2
Josh Cameron	13	0	754	290	8	0	1052	80.9
Dawson Pendergrass	13	671	103	0	0	0	774	59.5
Ashtyn Hawkins	13	4	567	0	-1	0	570	43.8
Jamaal Bell	13	27	6	0	527	0	560	43.1
Monaray Baldwin	13	3	478	0	0	0	481	37.0
Hal Presley	12	0	429	0	0	0	429	35.8
Michael Trigg	11	0	395	0	0	0	395	35.9
Richard Reese	11	241	41	0	0	0	282	25.6
Ketron Jackson Jr.	11	0	236	0	0	0	236	21.5
Sawyer Robertson	12	230	0	0	0	0	230	19.2
Dominic Richardson	4	109	19	0	0	0	128	32.0
Dequan Finn	3	66	0	0	0	0	66	22.0
Matthew Klopfenstein	11	0	62	0	0	0	62	5.6
Gavin Yates	13	0	48	0	0	0	48	3.7
Corey Gordon Jr.	12	0	0	0	0	37	37	3.1
Keaton Thomas	13	0	0	0	0	35	35	2.7
Garmon Randolph	11	0	0	0	0	27	27	2.5
Jadon Porter	7	0	23	0	0	0	23	3.3
Devyn Bobby	13	0	0	0	0	21	21	1.6
Micah Gifford	13	0	19	0	0	0	19	1.5
Joseph Hagman	3	16	0	0	0	0	16	5.3
Michael Allen	12	0	0	0	15	0	15	1.3
LeVar Thornton Jr.	13	0	0	0	0	14	14	1.1
Caden Jenkins	11	0	0	0	0	9	9	0.8
Kelsey Johnson	4	0	0	0	4	0	4	1.0
Lorando Johnson	12	0	0	0	0	2	2	0.2
Team	13	-71	0	0	0	0	-71	-5.5
Total	13	2324	3397	290	553	145	6709	516.1
Opponents	13	1976	3044	122	453	127	5722	440.2

GAME-BY-GAME KICKING

ISAIAH HANKINS	PAT	ATT	PCT	FG	ATT	PCT	LONG	PTS
Tarleton State	5	5	100.0	1	1	100.0	39	8
at Utah	0	0	-	2	3	66.7	44	6
Air Force	2	2	100.0	3	4	75.0	51	11
at Colorado	4	4	100.0	1	2	50.0	32	7
BYU							-	
at Iowa State	3	3	100.0	0	0	0.0	-	3
at Texas Tech	8	8	100.0	1	1	100.0	31	11
Oklahoma State	5	5	100.0	1	1	100.0	30	8
TCU	4	5	80.0	1	1	100.0	33	7
at West Virginia	7	7	100.0	0	1	0.0	0	7
at Houston	2	2	100.0	2	2	100.0	50	8
Kansas	6	6	100.0	1	2	50.0	40	9
vs. LSU	4	4	100.0	1	1	100.0	23	7

GAME-BY-GAME PUNTING

PALMER WILLIAMS	NO	YDS	AVG	LONG	I20	TB	50+	60+
Tarleton State	2	87	43.5	50	1	0	1	0
at Utah	6	376	62.7	79	2	1	6	3
Air Force	0	0	0.0	0	0	0	0	0
at Colorado	6	296	49.3	55	1	0	3	0
BYU	3	148	49.3	52	0	0	2	0
at Iowa State	4	189	47.3	56	2	0	1	0
at Texas Tech	4	196	49.0	63	2	2	1	1
Oklahoma State	3	140	46.7	57	1	0	2	0
TCU	4	192	48.0	62	2	0	2	1
at West Virginia	3	136	45.6	52	0	0	1	0
at Houston	4	180	45.0	57	1	1	1	0
Kansas	2	94	47.0	50	2	0	1	0
vs. LSU	2	88	44.0	52	1	0	1	0

Total Tackles

Player	S-A	Total	TSU	Utah	USAFA	CU	BYU	IowaSt	TTU	OSU	TCU	WVU	UH	KU	LS
Keaton Thomas	58-56	114	5-2	6-6	4-4	7-2	5-3	3-5	2-5	3-4	5-7	8-4	5-8	2-2	3-4
Matt Jones	64-49	113	2-5	5-5	7-6	8-2	2-2	2-4	8-2	10-2	3-7	5-1	4-3	5-3	3-7
Devyn Bobby	53-27	80	1-1	5-2	5-4	2-0	4-1	4-1	6-0	4-2	5-3	4-2	3-3	2-2	8-6
Treven Ma'ae	23-19	42	1-1	2-2	2-1	4-0	2-4	0-3	1-1	2-0	1-0	1-1	2-2	3-1	2-3
Jackie Marshall	22-20	42	4-3	2-2	3-2	2-1	2-0	0-4	0-1	1-0	2-1	3-2	0-1	2-1	1-2
Carl Williams IV	19-16	35	0-3	DNP	DNP	4-0	1-1	1-2	3-4	3-1	4-1	DNP	DNP	DNP	3-4
Corey Gordon Jr.	25-9	34	1-1	-	3-1	2-0	2-0	2-2	4-1	5-0	2-0	3-2	0-2	1-0	DNP
Garmon Randolph	20-9	29	2-0	0-3	4-1	2-0	DNP	-	1-0	2-0	2-0	3-2	2-1	DNP	2-2
Devin Lemear	18-11	29	-	1-2	1-0	0-1	3-0	0-2	1-0	4-1	1-0	4-2	2-1	1-2	DNP
DJ Coleman	17-11	28	-	1-1	2-1	3-0	0-1	4-2	DNP	3-0	0-1	2-1	-	-	2-4
Steve Linton	24-1	25	2-1	1-0	2-0	5-0	DNP	2-0	5-0	4-0	2-0	1-0	DNP	DNP	DNP
Devonte Tezino	14-11	25	DNP	DNP	0-1	1-0	1-1	2-5	-	2-0	-	1-1	2-0	4-0	1-3
Caden Jenkins	19-5	24	1-0	1-0	1-1	2-0	DNP	DNP	5-1	3-2	2-0	1-0	-	1-0	2-1
Kyler Jordan	11-8	19	0-1	-	-	0-2	2-2	1-0	2-2	-	1-0	2-1	2-0	1-0	-
Elinus Noel III	11-7	18	2-0	-	1-0	-	2-1	1-1	2-0	-	1-1	0-1	2-2	-	0-1
Caleb Parker	7-10	17	1-3	-	1-0	-	1-2	1-2	1-1	0-1	-	1-0	-	1-1	-
Lorando Johnson	13-2	15	-	4-0	-	-	-	3-0	-	-	1-0	4-1	-	1-1	DNP
Tevin Williams III	13-2	15	DNP	DNP	DNP	1-1	4-0	2-0	DNP	3-0	-	1-0	0-1	1-0	1-0
Cooper Lanz	7-8	15	1-2	0-1	DNP	DNP	1-0	0-3	1-1	1-0	2-1	1-0	DNP	-	-
Trey Wilson	10-4	14	2-0	1-1	-	-	1-0	1-2	2-0	2-0	-	1-1	-	-	DNP
Reggie Bush	8-5	13	-	-	-	DNP	2-0	1-2	3-0	0-2	1-0	1-1	-	-	-
Jacob Redding	6-6	12	-	-	-	1-0	-	1-0	-	0-1	-	0-1	1-2	3-2	-
Josh White	4-8	12	0-4	1-0	-	0-2	-	-	1-0	0-1	-	1-1	1-0	-	-
Rara Dillworth	7-3	10	-	3-0	1-1	-	1-0	1-1	1-1	-	DNP	-	DNP	DNP	DNP
Brooks Miller	9-0	9	2-0	-	3-0	1-0	-	1-0	1-0	DNP	DNP	1-0	-	-	-
Micah Gifford	6-3	9	0-1	0-1	-	1-0	1-0	-	0-1	1-0	1-0	2-0	-	-	-
LeVar Thornton Jr.	5-3	8	1-0	0-1	-	-	-	-	0-1	-	-	2-0	-	0-1	2-0
Kendrick Simpkins	4-4	8	2-2	0-1	1-0	1-0	DNP	DNP	DNP	DNP	DNP	DNP	DNP	DNP	0-1
Chateau Reed	3-4	7	-	1-1	-	-	-	1-1	0-2	1-0	-	DNP	DNP	-	DNP
Corey Kelly	2-3	5	0-1	-	-	DNP	1-0	DNP	-	0-1	-	-	-	1-0	0-1
Kaian Roberts-Day	2-1	3	-	-	-	2-0	-	DNP	0-1	DNP	-	-	-	-	DNP
Bryson Washington	2-0	2	DNP	DNP	-	-	-	-	-	1-0	-	-	1-0	-	-
Kris Wokomah	1-1	2	DNP	DNP	DNP	DNP	DNP	DNP	1-1	DNP	DNP	DNP	DNP	-	DNP
Gavin Yates	1-1	2	-	-	-	-	-	-	-	-	-	1-0	-	-	0-1
Ronnie Mageo	1-1	2	1-0	0-1	-	DNP	DNP	DNP	DNP	DNP	DNP	DNP	DNP	DNP	-
Garrison Grimes	0-2	2	-	-	-	0-1	-	-	-	-	-	0-1	-	-	-
JaQues Evans	1-0	1	DNP	DNP	-	1-0	DNP	-	DNP	DNP	DNP	DNP	DNP	DNP	DNP
Coleton Price	1-0	1	-	-	-	-	1-0	-	-	-	-	-	-	-	-
DK Kalu	1-0	1	-	-	1-0	DNP	DNP	DNP	DNP	DNP	DNP	DNP	DNP	DNP	DNP
Cameren Jenkins	0-1	1	0-1	-	-	DNP	-	DNP	DNP	DNP	DNP	DNP	DNP	DNP	DNP
Kyland Reed	0-1	1	-	DNP	0-1	DNP	DNP	-	-	DNP	-	-	-	-	-

2024 BAYLOR FOOTBALL STATS

2024 OVERALL: 8-5 (HOME 5-1, ROAD 3-3, NEUTRAL 0-1) | BIG 12 CONFERENCE: 6-3 (HOME 3-1, ROAD 3-2, NEUTRAL 0-0)

GAME-BY-GAME TACKLES FOR LOSS

Player	UA-A	Total	TSU	Utah	USAFA	CU	BYU	IowaSt	TTU	OSU	TCU	WVU	UH	KU	LS
Matt Jones	9-1	9.5	1.0-3	-	1.0-1	1.0-3	-	1.5-2	1.0-6	3.0-18	-	1.0-4	-	-	-
Steve Linton	7-0	7.0	-	-	-	2.0-23	DNP	-	3.0-12	2.0-4	-	-	DNP	DNP	DNP
Keaton Thomas	6-2	7.0	-	-	-	2.0-8	1.0-2	-	-	1.0-2	-	1.0-3	2.0-4	-	-
Jackie Marshall	6-1	6.5	1.0-1	1.0-11	-	1.0-2	-	0.5-1	-	-	1.0-1	1.0-7	-	1.0-2	-
Treven Ma'ae	6-1	6.5	1.0-8	0.5-2	-	1.0-1	-	-	-	1.0-6	-	1.0-7	-	1.0-1	1.0-1
Carl Williams IV	4-2	5.0	-	DNP	DNP	1.0-6	1.0-3	-	1.5-3	1.0-2	-	DNP	DNP	DNP	0.5-1
Garmon Randolph	4-1	4.5	1.0-7	0.5-2	-	1.0-7	DNP	-	-	1.0-16	-	1.0-3	-	DNP	-
Elinus Noel III	3-1	3.5	-	-	-	-	1.0-1	1.0-1	-	-	1.0-2	-	0.5-2	-	-
Devonte Tezino	3-0	3.0	DNP	DNP	-	-	1.0-4	1.0-1	-	-	-	-	-	1.0-1	-
Devyn Bobby	2-2	3.0	-	0.5-1	1.0-1	-	-	1.0-3	-	-	-	-	0.5-2	-	-
Kyler Jordan	2-0	2.0	-	-	-	-	-	-	-	-	-	1.0-2	-	1.0-4	-
Kaian Roberts-Day	2-0	2.0	-	-	-	2.0-7	-	DNP	-	DNP	-	-	-	-	DNP
Corey Gordon	1-1	1.5	-	-	-	1.0-1	-	-	0.5-1	-	-	-	-	-	DNP
DJ Coleman	1-1	1.5	-	-	1.0-3	-	-	-	DNP	-	-	-	-	-	0.5-0
Lorando Johnson	1-0	1.0	-	-	-	-	-	-	-	-	-	1.0-1	-	-	DNP
Tevin Williams III	1-0	1.0	DNP	DNP	DNP	-	-	-	DNP	-	-	-	-	-	1.0-1
Brooks Miller	1-0	1.0	-	-	1.0-5	-	-	-	-	DNP	DNP	-	-	-	-
Caleb Parker	1-0	1.0	-	-	-	-	-	1.0-2	-	-	-	-	-	-	-
Trey Wilson	1-0	1.0	-	-	-	-	-	-	-	-	-	1.0-2	-	-	DNP
Cooper Lanz	1-0	1.0	-	-	DNP	DNP	-	-	-	-	1.0-8	-	DNP	-	-
Kendrick Simpkins	0-1	0.5	-	0.5-2	-	-	DNP	DNP	DNP	DNP	DNP	DNP	DNP	DNP	-

GAME-BY-GAME SACKS

Player	UA-A	Total	TSU	Utah	USAFA	CU	BYU	IowaSt	TTU	OSU	TCU	WVU	UH	KU	LS
Matt Jones	4-0	4	-	-	-	1-3	-	-	1-6	1-13	-	1-4	-	-	-
Garmon Randolph	3-1	3.5	1-7	0.5-2	-	1-7	DNP	-	-	1-16	-	-	-	DNP	-
Treven Ma'ae	3-1	3.5	1-8	0.5-2	-	-	-	-	-	1-6	-	1-7	-	-	-
Jackie Marshall	3-0	3	-	1-11	-	1-2	-	-	-	-	-	1-7	-	-	-
Steve Linton	3-0	3	-	-	-	2-23	DNP	-	1-8	-	-	-	DNP	DNP	DNP
Keaton Thomas	2-1	2.5	-	-	-	1-7	-	-	-	-	-	1-3	0.5-2	-	-
Carl Williams IV	1-0	1	-	DNP	DNP	1-6	-	-	-	-	-	DNP	DNP	DNP	-
Kaian Roberts-Day	1-0	1	-	-	-	1-4	-	DNP	-	DNP	-	-	-	-	DNP
Cooper Lanz	1-0	1	-	-	DNP	DNP	-	-	-	-	1-8	-	DNP	-	-
Elinus Noel III	0-1	0.5	-	-	-	-	-	-	-	-	-	-	0.5-2	-	-

SCORING DRIVES

OPPONENT	DRIVE			QTR/ CLOCK	DRIVE	
	PLAYS	YDS	TIME		START	PLAY
Tarleton	5	66	1:23	1st/13:37	BU34	Finn 39 yard rush
Tarleton	5	46	2:09	1st/4:52	TAR46	Hawkins 32 yard pass from Finn
Tarleton	9	66	2:50	2nd/9:59	BU34	Pendergrass 1 yard rush
Tarleton	7	63	3:08	3rd/8:11	BU37	Trigg 17 yard pass from Finn
Tarleton	8	22	2:40	4th/9:37	TAR44	Hankins 39 yard field goal
Tarleton	9	83	3:13	4th/3:51	BU17	Jackson Jr. 30 yard pass from Robertson
at Utah	4	46	0:29	2nd/0:29	BU27	Hankins 44 yard field goal
at Utah	11	70	5:37	3rd/12:00	BU8	Hankins 39 yard field goal
at Utah	8	70	3:54	3rd/4:47	BU30	Cameron 47 yard pass from Finn
Air Force	4	-1	1:12	1st/7:32	AFA28	Hankins 46 yard field goal
Air Force	2	22	0:08	2nd/0:08	BU45	Hankins 28 yard field goal
Air Force	7	75	2:22	3rd/15:00	BU25	Washington 19 yard rush
Air Force	7	64	2:39	3rd/10:43	BU36	Robertson 6 yard rush
Air Force	8	27	3:31	3rd/5:29	AFA34	Hankins 24 yard field goal
Air Force	2	33	0:14	3rd/0:04	AFA33	Reese 28 yard rush
at Colorado	5	23	2:02	1st/10:15	COL38	Hankins 32 yard field goal
at Colorado	7	75	2:30	1st/1:56	BAY25	Baldwin 30 yard pass from Robertson
at Colorado	4	54	1:25	2nd/5:44	BAY46	Robertson 45 yard rush
at Colorado	8	61	3:29	4th/9:12	BAY39	Presley 24 yard pass from Robertson
BYU	8	80	3:30	1st/3:33	BAY20	Robertson 20 yard rush
BYU	7	57	3:27	2nd/5:37	BAY43	Cameron 1 yard pass from Robertson
BYU	13	66	6:09	3rd/14:53	BAY34	Hawkins 15 yard pass from Robertson
BYU	6	68	2:32	4th/12:39	BAY32	Cameron 23 yard pass from Robertson
at Iowa State	9	84	2:44	1st/9:16	BAY16	Cameron 4 yard pass from Robertson
at Iowa State	10	75	4:33	1st/3:19	BAY25	Trigg 8 yard pass from Robertson
at Iowa State	7	65	2:05	3rd/15:00	BAY35	Jackson Jr. 25 yard pass from Robertson
at Texas Tech	4	60	0:51	1st/6:45	BAY40	Washington 1 yard rush
at Texas Tech	1	1	0:08	2nd/11:52	TTU1	Washington 1 yard rush
at Texas Tech	4	5	1:02	2nd/TTU19	TTU19	Hankins 31 yard field goal
at Texas Tech	9	75	1:50	2nd/1:54	BAY25	Cameron 6 yard pass from Robertson
at Texas Tech	9	75	4:58	3rd/15:00	BAY35	Cameron 11 yard pass from Robertson
at Texas Tech	3	49	0:53	3rd/4:01	TTU49	Presley 35 yard pass from Robertson
at Texas Tech	5	86	2:01	3rd/0:03	BAY14	Baldwin 24 yard pass from Robertson
at Texas Tech	4	30	2:19	4th/12:00	TTU30	Cameron 12 yard pass from Robertson
at Texas Tech	4	43	0:50	4th/6:30	TTU43	Finn 34 yard rush
Oklahoma State	10	74	3:59	1st/9:54	BAY13	Hankins 30 yard field goal
Oklahoma State	4	99	1:36	2nd/14:18	BAY1	Presley 12 yard pass from Robertson
Oklahoma State	6	73	2:48	2nd/9:16	BAY27	Klopfenstein 1 yard pass from Robertson
Oklahoma State	3	57	0:59	3rd/9:31	BAY43	Hawkins 33 yard pass from Robertson
Oklahoma State	8	95	3:18	4th/12:13	BAY5	Robertson 41 yard rush
Oklahoma State	4	75	1:45	4th/4:51	BAY25	Pendergrass 55 yard rush
TCU	10	65	4:54	1st/6:42	BAY35	Washington 8 yard run
TCU	4	64	2:00	2nd/10:41	BAY36	Washington 40 yard run
TCU	9	75	3:55	3rd/9:04	BAY25	Pendergrass 1 yard run
TCU	5	75	1:20	3rd/0:23	BAY25	Washington 35 yard run
TCU	13	81	5:28	4th/10:22	BAY19	Washington 1 yard run
TCU	11	59	1:55	4th/1:55	BAY25	Hankins 33 yard field goal
at West Virginia	7	75	2:24	1st/9:34	BAY25	Washington 22 yard pass from Robertson
at West Virginia	6	80	2:22	1st/5:29	BAY20	Cameron 43 yard pass from Robertson
at West Virginia	5	65	2:02	2nd/6:24	BAY35	Baldwin 40 yard pass from Robertson
at West Virginia	2	51	0:13	2nd/2:26	BAY49	Washington 51 yard run
at West Virginia	7	55	0:52	2nd/1:39	BAY45	Washington 8 yard run
at West Virginia	10	65	4:02	4th/12:09	BAY35	Washington 9 yard run
at West Virginia	8	47	3:42	4th/7:06	WVU47	Pendergrass 15 yard run
at Houston	14	80	5:20	1st/11:31	BAY20	Trigg 5 yard pass from Robertson
at Houston	11	74	5:35	1st/0:25	BAY26	Hawkins 23 yard pass from Robertson
at Houston	11	59	6:03	2nd/6:03	BAY14	Hankins 45 yard field goal
at Houston	4	6	1:58	4th/6:22	HOU39	Hankins 50 yard field goal
Kansas	6	75	2:27	1st/5:18	BAY25	Baldwin 36 yard pass from Robertson
Kansas	2	70	0:28	1st/1:27	BAY30	Baldwin 39 yard pass from Robertson
Kansas	8	82	3:10	2nd/9:10	BAY18	Cameron 14 yard pass from Robertson
Kansas	9	74	4:02	3rd/15:00	BAY26	Washington 10 yard run
Kansas	7	62	3:17	3rd/9:42	BAY38	Pendergrass 20 yard pass from Robertson
Kansas	9	74	4:56	3rd/5:03	BAY26	Washington 1 yard run
Kansas	11	57	4:42	4th/14:13	BAY20	Hankins 40 yard field goal
LSU	5	50	1:22	1st/1:15	LSU50	Cameron 21 yard pass from Robertson
LSU	6	65	1:37	2nd/3:18	BAY35	Pendergrass 1 yard run
LSU	10	69	1:28	2nd/1:28	BAY35	Hankins 23 yard field goal
LSU	6	63	2:34	3rd/8:55	BAY47	Hawkins 4 yard pass from Robertson
LSU	9	75	3:26	4th/9:46	BAY25	Pendergrass 3 yard run

SCORING DRIVES SUPERLATIVES

MOST PLAYS:	14, at Houston (TD)	FEWEST PLAYS:	1, at Texas Tech (TD)
MOST YARDS:	99, vs. Oklahoma State (TD)	FEWEST YARDS:	-1, vs. Air Force (FG)
LONGEST TIME:	6:09, BYU (TD)	SHORTEST TIME:	0:08 (2x), vs. AF (FG); at TTU (TD)

LONG PLAYS FROM SCRIMMAGE (25-Plus Yards)

YDS	PLAY	OPPONENT
55	D. Pendergrass rush (TD)	Oklahoma State
53	H. Presley reception from S. Robertson	Oklahoma State
51	B. Washington rush (TD)	at West Virginia
50	B. Washington rush	Kansas
48	D. Pendergrass rush	Oklahoma State
47	J. Cameron reception from D. Finn (TD)	at Utah
46	D. Pendergrass rush	at Utah
46	M. Baldwin reception from S. Robertson	vs. LSU
45	S. Robertson rush (TD)	at Colorado
44	B. Washington rush	at Texas Tech
43	J. Cameron reception from S. Robertson (TD)	at West Virginia
42	M. Trigg reception from S. Robertson	at Houston
41	S. Robertson rush (TD)	Oklahoma State
40	M. Baldwin reception from S. Robertson (TD)	at West Virginia
40	B. Washington rush (TD)	TCU
39	M. Baldwin reception from S. Robertson (TD)	Kansas
39	D. Pendergrass rush	Oklahoma State
39	B. Washington rush	Air Force
39	D. Finn rush (TD)	Tarleton
39	K. Jackson Jr. reception from D. Finn	Tarleton
38	M. Trigg reception from S. Robertson	Oklahoma State
36	M. Baldwin reception from S. Robertson (TD)	Kansas
35	M. Trigg reception from S. Robertson	at Houston
35	B. Washington rush (TD)	TCU
35	H. Presley reception from S. Robertson (TD)	at Texas Tech
35	A. Hawkins reception from S. Robertson	Air Force
35	K. Thomas interception return (TD)	Tarleton
35	A. Baldwin from S. Robertson	vs. LSU
35	K. Jackson from S. Robertson	vs. LSU
34	D. Finn rush (TD)	at Texas Tech
34	B. Washington rush	at Texas Tech
34	J. Cameron reception from S. Robertson	BYU
33	A. Hawkins reception from S. Robertson (TD)	Oklahoma State
32	A. Hawkins reception from D. Finn (TD)	Tarleton
31	D. Pendergrass rush	Kansas
31	H. Presley reception from S. Robertson	at Iowa State
30	M. Baldwin reception from S. Robertson	at West Virginia
30	M. Baldwin reception from S. Robertson (TD)	at Colorado
30	K. Jackson Jr. reception from S. Robertson (TD)	Tarleton
28	R. Reese rush (TD)	Air Force
27	J. Cameron reception from S. Robertson	TCU
26	J. Cameron reception from S. Robertson	at Texas Tech
26	M. Trigg reception from S. Robertson	Air Force
25	B. Washington rush	Kansas
25	K. Jackson Jr. reception from S. Robertson (TD)	at Iowa State
25	J. Cameron reception from S. Robertson	Air Force

Baylor - Individual Game Highs

RUSHES	28	Bryson Washington vs Kansas (11/30/2024)
	28	Bryson Washington at Houston (11/23/2024)
YARDS RUSHING	196	Bryson Washington vs TCU (11/02/2024)
TD RUSHES	4	Bryson Washington vs TCU (11/02/2024)
LONG RUSH	55	Dawson Pendergrass vs Oklahoma St. (10/26/2024)
PASS ATTEMPTS	51	Sawyer Robertson vs LSU (N) (12/31/2024)
PASS COMPLETIONS	30	Sawyer Robertson vs LSU (N) (12/31/2024)
YARDS PASSING	445	Sawyer Robertson vs LSU (N) (12/31/2024)
TD PASSES	5	Sawyer Robertson at Texas Tech (10/19/2024)
LONG PASS	53	Sawyer Robertson vs Oklahoma St. (10/26/2024)
RECEPTIONS	8	Josh Cameron vs LSU (N) (12/31/2024)
	8	Josh Cameron vs Kansas (11/30/2024)
	8	Hal Presley vs BYU (09/28/2024)
YARDS RECEIVING	125	Josh Cameron vs BYU (09/28/2024)
TD RECEPTIONS	3	Josh Cameron at Texas Tech (10/19/2024)
LONG RECEPTION	53	Hal Presley vs Oklahoma St. (10/26/2024)
PUNTS	6	Palmer Williams at Colorado (09/21/2024)
	6	Palmer Williams at Utah (09/07/2024)
PUNTING AVG	62.7	Palmer Williams at Utah (09/07/2024)
LONG PUNT	79	Palmer Williams at Utah (09/07/2024)
PUNTS INSIDE 20	2	Palmer Williams vs Kansas (11/30/2024)
	2	Palmer Williams vs TCU (11/02/2024)
	2	Palmer Williams at Texas Tech (10/19/2024)
	2	Palmer Williams at Iowa St. (10/05/2024)
	2	Palmer Williams at Utah (09/07/2024)
LONG PUNT RETURN	73	Josh Cameron at Texas Tech (10/19/2024)
LONG KICKOFF RETURN	100	Jamaal Bell at Colorado (09/21/2024)
TACKLES	14	Devyn Bobby vs LSU (N) (12/31/2024)
SACKS	2	Steve Linton at Colorado (09/21/2024)
TACKLES FOR LOSS	3	Matt Jones vs Oklahoma St. (10/26/2024)
	3	Steve Linton at Texas Tech (10/19/2024)

Baylor - Game Highs

RUSHES	50	Kansas (11/30/2024)
YARDS RUSHING	343	Oklahoma St. (10/26/2024)
YARDS PER RUSH	9.0	Oklahoma St. (10/26/2024)
TD RUSHES	5	TCU (11/02/2024)
PASS ATTEMPTS	51	vs LSU (N) (12/31/2024)
PASS COMPLETIONS	30	vs LSU (N) (12/31/2024)
YARDS PASSING	445	vs LSU (N) (12/31/2024)
YARDS PER PASS	11.1	Oklahoma St. (10/26/2024)
TD PASSES	5	at Texas Tech (10/19/2024)
TOTAL PLAYS	84	vs LSU (N) (12/31/2024)
TOTAL OFFENSE	603	Kansas (11/30/2024)
YARDS PER PLAY	9.7	Oklahoma St. (10/26/2024)
POINTS	59	at Texas Tech (10/19/2024)
SACKS BY	8	at Colorado (09/21/2024)
FIRST DOWNS	32	Kansas (11/30/2024)
PENALTIES	9	at West Virginia (11/16/2024)
PENALTY YARDS	93	Oklahoma St. (10/26/2024)
TURNOVERS	3	at Houston (11/23/2024)
	3	Air Force (09/14/2024)
PUNTS	6	at Colorado (09/21/2024)
	6	at Utah (09/07/2024)
PUNTING AVG	62.7	at Utah (09/07/2024)
LONG PUNT	79	at Utah (09/07/2024)
PUNTS INSIDE 20	2	Kansas (11/30/2024)
	2	TCU (11/02/2024)
	2	at Texas Tech (10/19/2024)
	2	at Iowa St. (10/05/2024)
	2	at Utah (09/07/2024)
LONG PUNT RETURN	73	at Texas Tech (10/19/2024)

Opponent - Individual Game Highs

RUSHES	25	Tahj Brooks at Texas Tech (10/19/2024)
YARDS RUSHING	133	Devin Neal vs Kansas (11/30/2024)
TD RUSHES	2	Garrett Greene at West Virginia (11/16/2024)
	2	Ollie Gordon II vs Oklahoma St. (10/26/2024)
	2	Jaylon Jackson at Iowa St. (10/05/2024)
	2	Micah Welch at Colorado (09/21/2024)
LONG RUSH	51	Jaylon Jackson at Iowa St. (10/05/2024)
PASS ATTEMPTS	49	Behren Morton at Texas Tech (10/19/2024)
PASS COMPLETIONS	33	Behren Morton at Texas Tech (10/19/2024)
YARDS PASSING	359	Alan Bowman vs Oklahoma St. (10/26/2024)
TD PASSES	3	Garrett Nussmeier vs LSU (N) (12/31/2024)
	3	Behren Morton at Texas Tech (10/19/2024)
	3	Jake Retzlaff vs BYU (09/28/2024)
LONG PASS	58	Shedeur Sanders at Colorado (09/21/2024)
RECEPTIONS	15	Brennan Presley vs Oklahoma St. (10/26/2024)
YARDS RECEIVING	183	Brennan Presley vs Oklahoma St. (10/26/2024)
TD RECEPTIONS	3	Caleb Douglas at Texas Tech (10/19/2024)
LONG RECEPTION	58	Omarion Miller at Colorado (09/21/2024)
FIELD GOALS	3	Kyle Konrardy at Iowa St. (10/05/2024)
LONG FIELD GOALS	54	Will Ferrin vs BYU (09/28/2024)
PUNTS	9	Adrian Guzman vs Tarleton St. (08/31/2024)
PUNTING AVG	52.0	Carson Bay vs Air Force (09/14/2024)
LONG PUNT	70	Sam Vander Haar vs BYU (09/28/2024)
PUNTS INSIDE 20	2	Jack Burgess at Texas Tech (10/19/2024)
	2	Jack Bouwmesteer at Utah (09/07/2024)
LONG PUNT RETURN	25	Caden Matson vs LSU (N) (10/05/2024)
LONG KICKOFF RETURN	95	Zavion Thomas vs LSU (N) (12/31/2024)
TACKLES	16	Reid Carrico at West Virginia (11/16/2024)
SACKS	2	Connor O'Toole at Utah (09/07/2024)
TACKLES FOR LOSS	2	B.J. Green at Colorado (09/21/2024)
	2	Van Fillingier at Utah (09/07/2024)
	2	Connor O'Toole at Utah (09/07/2024)
	2	Tao Johnson at Utah (09/07/2024)
	2	Caimyn Layne vs Tarleton St. (08/31/2024)
INTERCEPTIONS	2	Jeremiah Wilson at Houston (11/23/2024)

Opponent - Game Highs

RUSHES	56	Air Force (09/14/2024)
YARDS RUSHING	265	at Iowa St. (10/05/2024)
YARDS PER RUSH	6.8	Kansas (11/30/2024)
TD RUSHES	3	at West Virginia (11/16/2024)
	3	at Colorado (09/21/2024)
PASS ATTEMPTS	50	at Texas Tech (10/19/2024)
PASS COMPLETIONS	34	at Texas Tech (10/19/2024)
YARDS PASSING	359	Oklahoma St. (10/26/2024)
YARDS PER PASS	12.2	Kansas (11/30/2024)
TD PASSES	4	at Texas Tech (10/19/2024)
TOTAL PLAYS	88	at West Virginia (11/16/2024)
TOTAL OFFENSE	542	at Iowa St. (10/05/2024)
YARDS PER PLAY	9.1	Kansas (11/30/2024)
POINTS	44	vs LSU (N) (12/31/2024)
SACKS BY	3	Kansas (11/30/2024)
	3	BYU (09/28/2024)
	3	at Utah (09/07/2024)
FIRST DOWNS	29	at West Virginia (11/16/2024)
	29	at Texas Tech (10/19/2024)
PENALTIES	12	Oklahoma St. (10/26/2024)
PENALTY YARDS	84	Oklahoma St. (10/26/2024)
TURNOVERS	4	at Houston (11/23/2024)
PUNTS	9	Tarleton St. (08/31/2024)
PUNTING AVG	51.3	at Utah (09/07/2024)
LONG PUNT	70	BYU (09/28/2024)
PUNTS INSIDE 20	2	at Texas Tech (10/19/2024)
	2	at Utah (09/07/2024)
LONG PUNT RETURN	25	at Iowa St. (10/05/2024)

Baylor Inside Opponent Red-Zone

Date	Opponent	Score	Times	Times	Total			Rush	Pass	FGs	Failed to score inside RZ					
			In RZ	Scored	Pts			TDs	TDs	Made	FGA	Down	Int	Fumb	Half	Game
08/31/2024	Tarleton St.	W 45-3	5	3	17	2		1	1	1	1	1	1	0	0	0
09/07/2024	at Utah	L 12-23	1	1	3	0		0	0	1	1	0	0	0	0	0
09/14/2024	Air Force	W 31-3	4	3	17	2		2	0	1	1	0	0	0	0	1
09/21/2024	at Colorado	L 31-38	2	1	3	0		0	0	1	1	0	0	1	0	0
09/28/2024	BYU	L 28-34	3	3	21	3		1	2	0	0	0	0	0	0	0
10/05/2024	at Iowa St.	L 21-43	2	2	14	2		0	2	0	0	0	0	0	0	0
10/19/2024	at Texas Tech	W 59-35	6	6	38	5		2	3	1	1	0	0	0	0	0
10/26/2024	Oklahoma St.	W 38-28	4	3	17	2		0	2	1	1	0	1	0	0	0
11/02/2024	TCU	W 37-34	4	4	24	3		3	0	1	1	0	0	0	0	0
11/16/2024	at West Virginia	W 49-35	3	3	21	3		3	0	0	0	0	0	0	0	0
11/23/2024	at Houston	W 20-10	2	2	10	1		0	1	1	1	0	0	0	0	0
11/30/2024	Kansas	W 45-17	4	4	28	4		2	2	0	0	0	0	0	0	0
12/31/2024	vs LSU	L 31-44	7	4	24	3		2	1	1	1	3	0	0	0	0
Totals 39 of 47 (83.0%)			47	39	237	30		16	14	9	9	4	2	1	0	1

Opponents Inside Baylor Red-Zone

Date	Opponent	Score	Times	Times	Total			Rush	Pass	FGs	Failed to score inside RZ					
			In RZ	Scored	Pts			TDs	TDs	Made	FGA	Down	Int	Fumb	Half	Game
08/31/2024	Tarleton St.	W 45-3	2	1	3	0		0	0	1	2	0	0	0	0	0
09/07/2024	Utah	L 12-23	2	2	10	1		0	1	1	1	0	0	0	0	0
09/14/2024	Air Force	W 31-3	1	1	3	0		0	0	1	1	0	0	0	0	0
09/21/2024	Colorado	L 31-38	3	3	21	3		3	0	0	0	0	0	0	0	0
09/28/2024	BYU	L 28-34	3	3	17	2		1	1	1	1	0	0	0	0	0
10/05/2024	Iowa St.	L 21-43	8	6	33	4		2	2	2	2	1	1	0	0	0
10/19/2024	Texas Tech	W 59-35	4	4	28	4		0	4	0	0	0	0	0	0	0
10/26/2024	Oklahoma St.	W 38-28	5	4	21	2		2	0	2	2	0	0	1	0	0
11/02/2024	TCU	W 37-34	3	3	21	3		1	2	0	0	0	0	0	0	0
11/16/2024	West Virginia	W 49-35	5	4	28	4		2	2	0	0	1	0	0	0	0
11/23/2024	Houston	W 20-10	2	1	3	0		0	0	1	1	0	1	0	0	0
11/30/2024	Kansas	W 45-17	6	3	17	2		2	0	1	2	1	1	0	0	0
12/31/2024	LSU	L 31-44	4	3	21	3		1	2	0	1	0	0	0	0	0
Totals 38 of 48 (79.2%)			48	38	226	28		14	14	10	13	3	3	1	0	0

2024 GAME RECAPS

2024 OVERALL: 8-5 (HOME 5-1, ROAD 3-3, NEUTRAL 0-1) | BIG 12 CONFERENCE: 6-3 (HOME 3-1, ROAD 3-2, NEUTRAL 0-0)

BAYLOR 45, TARLETON 3

McLANE STADIUM • WACO, TEXAS

AUG. 31, 2024 • ATTENDANCE: 42,272

Making his Baylor debut, **Dequan Finn** threw for two touchdowns and ran for another to lead the Bears to a season-opening 45-3 win over the Tarleton Texans Saturday night on the 10th anniversary of the first game played at McLane Stadium.

Baylor exploded for 21 first-quarter points, opening the scoring on a 39-yard option run by Finn. He went to the air for the second TD of the night, hooking up with **Ashtyn Hawkins** for a 32-yard strike. Another newcomer, linebacker **Keaton Thomas**, picked off a pass over the middle and returned it 35 yards for a touchdown, the first INT return for a TD by the Baylor defense in two years.

Sophomore running back **Dawson Pendergrass** was a workhorse on the night with 62 yards on 17 carries and a touchdown that capped off a nine-play, 66-yard drive to make it 28-0. The Bears had a chance to put it away late in the first half, but Finn was intercepted in the end zone. Tarleton missed a scoring opportunity in the final minute of the half after a shanked 24-yard field goal attempt left the score at 28-0 going into intermission.

The Texans got on the board with a FG on their first drive of the second half, but Baylor answered mid-way through the period with a 17-yard pass from Finn to **Michael Trigg**, the fourth newcomer to find pay dirt on the evening.

Three points from lefty kicker Isaiah Hankins and a late **Ketron Jackson Jr.** touchdown from **Sawyer Robertson** capped off the lid-lifting victory for BU.

POSTGAME NOTES

- BU is now 82-37-4 all-time in season openers, including 4-1 under fifth-year head coach Dave Aranda, and 92-27-4 in home openers.
- On the 10th Anniversary of McLane Stadium, Baylor held Tarleton to just three points, the fewest allowed since Aug. 31, 2014 vs. SMU -- the first game played at McLane Stadium.
- Four of BU's six touchdowns were scored by newcomers -- **Dequan Finn**, **Ashtyn Hawkins**, **Keaton Thomas** and **Michael Trigg**.
- This was the first time that Baylor had held a team scoreless in the first half since the 2022 Sugar Bowl vs. Ole Miss.
- 11 different receivers caught a pass on the night.
- Junior RB **Richard Reese** moved into 35th on the Baylor all-time rushing list with 1,356 career rushing yards.
- Junior DL **Jackie Marshall** posted a career-high seven tackles, including four solo, in his first action since suffering a season-ending injury in 2023.
- Redshirt sophomore LB **Keaton Thomas** recorded seven total tackles and returned an interception for a touchdown, BU's first pick-six since Oct. 29, 2022.

SCORING SUMMARY

TARLETON	0	0	3	0	--	3
BAYLOR	21	7	7	10	--	45

1st	13:37	BU	Dequan Finn 39 yd run (Isaiah Hankins kick)
1st	4:52	BU	Ashtyn Hawkins 32 yd pass from Dequan Finn (Isaiah Hankins kick)
1st	4:12	BU	Keaton Thomas 35 yd interception return (Isaiah Hankins kick)
2nd	9:59	BU	Dawson Pendergrass 1 yd run (Isaiah Hankins kick)
3rd	11:23	TAR	Adrian Guzman 34 yd field goal
3rd	8:11	BU	Michael Trigg 17 yd pass from Dequan Finn (Isaiah Hankins kick)
4th	9:37	BU	Isaiah Hankins 39 yd field goal
4th	3:51	BU	Ketron Jackson Jr. 30 yd pass from Sawyer Robertson (Connor Hawkins kick)

STATISTICS

TEAM STATS	TAR	BU
FIRST DOWNS	9	24
RUSHES-YARDS (NET)	41-101	43-164
PASSING YDS (NET)	80	278
Passes Att-Comp-Int	7-15-1	18-28-2
TOTAL OFFENSE PLAYS-YARDS	56-181	71-442
Fumble Returns-Yards	0-0	0-0
Punt Returns-Yards	0-0	2-18
Kickoff Returns-Yards	1-16	1-8
Interception Returns-Yards	2-0	1-35
Punts (Number-Avg)	9-39.9	2-43.5
Fumbles-Lost	1-0	1-0
Penalties-Yards	7-71	6-67
Possession Time	31:20	28:40
Third-Down Conversions	2 of 15	10 of 15
Fourth-Down Conversions	0 of 1	1 of 2
Red-Zone Scores-Chances	1-2	3-5
Sacks By: Number-Yards	1-11	2-15

INDIVIDUAL STATISTICS

RUSHING: Baylor-Richard Reese 18-78; Dawson Pendergrass 17-62; Dequan Finn 6-19; Joseph Hagman 2-5. Tarleton-Kayvon Britten 13-68; Braelon Bridges 10-28; Derrel Kelley III 11-22; Daniel Greek 3-6; Jaden Peto 3-18).

PASSING: Baylor-Dequan Finn 14-22-2-192; Sawyer Robertson 3-5-0-67; Nate Bennett 1-1-0-19. Tarleton-Daniel Greek 7-13-0-80; Jaden Peto 0-2-1-0.

RECEIVING: Baylor-Ketron Jackson Jr. 2-69; Ashtyn Hawkins 2-37; Monaray Baldwin 2-36; Michael Trigg 2-33; Jadon Porter 2-23; Matthew Klopfenstein 1-23; Micah Gifford 1-19; Josh Cameron 1-14; Dawson Pendergrass 2-9; Jamaal Bell 1-8; Richard Reese 2-7. Tarleton-Darius Cooper 2-44; Benjamin Omayebu 3-28; Dawson Hearn 2-8.

INTERCEPTIONS: Baylor-Keaton Thomas 1-35. Tarleton-Kasyus Kurns 1-0; Ty Rawls 1-0.

FUMBLES: Baylor-None. Tarleton-None.

SACKS: Baylor-Treven Ma'ae 1-8; Garmon Randolph 1-7. Tarleton-Caimyn Layne 1-11.

TACKLES (UA-A): Baylor-Keaton Thomas 5-2; Jackie Marshall 4-3; Matt Jones 2-5; Kendrick Simpkins 2-2; Steve Linton 2-1; Garmon Randolph 2-0; Brooks Miller 2-0; Trey Wilson 2-0; Elinus Noel III 2-0; Caleb Parker 1-3; Cooper Lanz 1-2; Devyn Bobby 1-1; Treven Ma'ae 1-1; Corey Gordon Jr. 1-1; Caden Jenkins 1-0; LeVar Thornton Jr. 1-0; Ronnie Mageo 1-0; Josh White 0-4; Carl Williams IV 0-3; Cameren Jenkins 0-1; Kyler Jordan 0-1; Corey Kelly 0-1; Micah Gifford 0-1. Tarleton-Caimyn Layne 6-0; Kasyus Kurns 5-0; Ty Rawls 5-0; AJ Owens 3-2; Bam Smith 3-2; Robert Rios 3-0; Blake Smith 2-1; Charles Perkins 2-1; Les Odimara 2-0; Marsean Fisher 2-0; AJ Sargent 2-0; Brandon Tolvert 2-0; Devin Sterling 1-2; Caden Holt 1-1; Donta Stuart 1-1; Kyle Jackson 1-1; Ryan McDavid 1-1; Omar Emmons 1-0; Nigel McGriff 0-2; Villiami Wolfgramm 0-2; Brodrick Stewart 0-2; Jaylen Jackson 0-1; John Clifford Jr. 0-1.

11/11 UTAH 23, BAYLOR 12

RICE-ECCLES STADIUM • SALT LAKE CITY, UTAH

SEPT. 7, 2024 • ATTENDANCE: 52,827

Falling behind 23-0 in the first 25 minutes of the game, Baylor rallied to make it a two-score game in the third quarter before failing to the 11th-ranked Utah Utes, 23-12, Saturday afternoon at Rice-Eccles Stadium in Salt Lake City.

The preseason Big 12 favorite, Utah jumped out to an early 14-0 lead on a pair of first-quarter touchdown passes by Cameron Rising, the second of which followed a strip-sack by the Utes' defense that was recovered at the Bears' 3-yard line.

Utah tacked on a 30-yard field goal by Cole Becker late in the first and then went up 23-0 when Spencer Fano blocked a field goal attempt by Baylor's **Isaiah Hankins** that was returned 77 yards for a touchdown by Tao Johnson.

With a chance to seemingly put it away after BU failed on a fourth-down play near midfield, Utah picked up a couple first downs before Becker missed wide right on an attempt from 45 yards. The Utes lost Rising with 1:47 left in the first half after an apparent hand injury.

Getting the ball back with only 29 seconds left in the half, the Bears used a 15-yard personal foul penalty to get in range for Hankins' 44-yarder as time expired, cutting the deficit to 23-3 at the half.

With Utah struggling on offense after freshman Isaac Wilson subbed in for Rising, Baylor put together an 11-play, 70-yard third-quarter drive, kickstarted by a 46-yard run by sophomore running back **Dawson Pendergrass**. Hankins' second field goal, this time from 40 yards out, made it a 23-6 game with 6:23 left in the third quarter.

After a three-and-out by the Utes, things got interesting with another 70-yard drive by the Bears that ended with **Dequan Finn's** 47-yard TD pass to **Josh Cameron**, the first touchdown of the junior receiver's career. Trailing by 11 with just over a quarter to go, Baylor went for two but couldn't convert as Finn threw behind **Ketron Jackson Jr.**

In a critical fourth-quarter drive, Utah chewed more than seven minutes off the clock but Becker missed another field goal with 3:40 to go. Needing to score twice, BU picked up a couple first downs and got into opposing territory, but a 4th-and-14 play came up short.

Held to negative yards in the first quarter and just 48 total yards of offense in the first half, Baylor finished with 223 yards for the game and only lost the first down battle 15-12. The Utes had less than 100 yards in the second half, with most of it coming on their final time-consuming drive in the fourth quarter.

POSTGAME NOTES

- Baylor held Utah to just 95 total yards of offense in the second half, including just four yards in the third quarter and zero first downs.
- Redshirt sophomore LB **Keaton Thomas** led the Bears with a career-high 12 tackles.
- Senior LB **Matt Jones** also reached double digits with 10 stops, the fifth double-digit output of his career.
- Junior DL **Jackie Marshall** recorded his first-career sack.
- Junior WR **Josh Cameron** scored his first-career touchdown on a career-long 47-yard reception.
- Sophomore P **Palmer Williams** punted six times for 376 total yards, an average of 62.7 yards, a school record.
- **Williams** booted three punts over 60 yards, including a 76-yarder and a 79-yarder, and tied a single-game school record with six punts of longer than 50 yards.

SCORING SUMMARY

BAYLOR	0	3	9	0	--	12
UTAH	17	6	0	0	--	23

1st	8:37	UTAH	Money Parks 28 yd pass from Cameron Rising (Cole Becker kick)
1st	8:17	UTAH	Micah Bernard 2 yd pass from Cameron Rising (Cole Becker kick)
1st	0:48	UTAH	Cole Becker 30 yd field goal
2nd	5:21	UTAH	Tao Johnson 77 yd blocked field goal return (Failed PAT)
2nd	0:00	BU	Isaiah Hankins 44 yd field goal
3rd	6:23	BU	Isaiah Hankins 39 yd field goal
3rd	0:53	BU	Josh Cameron 47 yd pass from Dequan Finn (2-pt Conversion No Good)

STATISTICS

TEAM STATS	BU	UTAH
FIRST DOWNS	12	15
RUSHES-YARDS (NET)	40-108	37-170
PASSING YDS (NET)	115	122
Passes Att-Comp-Int	9-21-0	12-23-0
TOTAL OFFENSE PLAYS-YARDS	61-223	60-292
Fumble Returns-Yards	0-0	0-0
Punt Returns-Yards	2-25	4-37
Kickoff Returns-Yards	1-22	1-14
Interception Returns-Yards	0-0	0-0
Punts (Number-Avg)	6-62.7	6-51.3
Fumbles-Lost	2-1	0-0
Penalties-Yards	5-37	8-71
Possession Time	25:37	34:23
Third-Down Conversions	4 of 16	4 of 14
Fourth-Down Conversions	2 of 4	0 of 0
Red-Zone Scores-Chances	1-1	2-2
Sacks By: Number-Yards	2-15	3-32

INDIVIDUAL STATISTICS

RUSHING: Baylor-Dawson Pendergrass 9-69; Richard Reese 9-15; Dominic Richardson 4-11; Dequan Finn 13-7; Ashtyn Hawkins 3-4; Monaray Baldwin 1-1; Jamaal Bell 1-1. Utah-Micah Bernard 19-118; Cameron Rising 2-21; Mike Mitchell 6-20; Dijon Stanley 3-16; Charlie Vincent 2-11; TEAM 3-(-6); Isaac Wilson 2-(-10).

PASSING: Baylor-Dequan Finn 9-21-0-115. Utah-Cameron Rising 8-14-0-92; Isaac Wilson 4-9-0-30.

RECEIVING: Baylor-Josh Cameron 2-59; Michael Trigg 4-27; Hal Presley 1-16; Richard Reese 1-6; Monaray Baldwin 1-5. Utah-Money Parks 3-80; Dallen Bentley 2-15; Dorian Singer 3-12; Micah Bernard 2-5; Dijon Stanley 1-5; Brent Kuithe 1-5.

INTERCEPTIONS: Baylor-None. Utah-None.

FUMBLES: Baylor-Dequan Finn 2-1. Utah-None.

SACKS: Baylor-Jackie Marshall 1-11; Treven Ma'ae 0.5-2; Garmon Randolph 0.5-2. Utah-Connor O'Toole 2-28; Van Fillingier 1-4.

TACKLES (UA-A): Baylor-Keaton Thomas 6-6; Matt Jones 5-5; Devyn Bobby 5-2; Lorando Johnson 4-0; Rara Dillworth 3-0; Jackie Marshall 2-2; Treven Ma'ae 2-2; Devin Lemear 1-2; Chateau Reed 1-1; DJ Coleman 1-1; Trey Wilson 1-1; Caden Jen-

2024 GAME RECAPS

2024 OVERALL: 8-5 (HOME 5-1, ROAD 3-3, NEUTRAL 0-1) | BIG 12 CONFERENCE: 6-3 (HOME 3-1, ROAD 3-2, NEUTRAL 0-0)

BAYLOR 31, AIR FORCE 3

McLANE STADIUM • WACO, TEXAS

SEPT. 14, 2024 • ATTENDANCE: 46,212

Bouncing back from a turnover-plagued first half, the Baylor Bears scored twice in the first seven minutes of the third quarter and blew out the Air Force Academy Falcons, 31-3, Saturday night before a crowd of 46,212 at McLane Stadium.

Sawyer Robertson, subbing for an injured **Dequan Finn**, threw for a career-high 248 yards and added a six-yard TD run as the Bears (2-1) picked up a win in their final tune-up before Big 12 play. Redshirt freshman running back **Bryson Washington** made his first-career start and rushed for 106 yards and a touchdown on 12 carries, adding another 23 yards on one reception. Scoring on a 28-yard TD run, **Richard Reese** had 47 yards on eight totes, while **Ashtyn Hawkins** tallied 81 yards on four catches.

With Air Force (1-2) using its patient triple-option attack to keep the ball for 24 minutes in the first half, Baylor ran just 23 offensive plays and was clinging to a 6-3 lead on a pair of **Isaiah Hankins** field goals despite three fumbles.

BU had an early chance when **Caleb Parker** blocked a punt that **Josh White** recovered at the Falcons' 28-yard line. But, Robertson was dropped for a four-yard loss on third down, settling for a Hankins 46-yarder that opened the scoring.

Air Force got a game-tying field goal that capped a 16-play, 65-yard drive late in the second quarter. The two sides exchanged turnovers in the last couple of minutes of the half, with **Devyn Bobby** recovering a fumble that was forced by **Jackie Marshall**.

After a 22-yard pickup on a pass from Robertson to **Josh Cameron**, Hankins booted one just inside the left upright to give the Bears a 6-3 halftime lead.

In a dominant third quarter, Baylor took command with TD runs of 19 and six yards by Washington and Robertson, and added another Hankins field goal for a 23-3 lead. The Falcons turned it over on downs late in the third quarter before the Bears scored their final points of the night on Reese's 28-yard scamper and a two-point conversion run by Robertson.

POSTGAME NOTES

- The Baylor defense held Air Force to just a field goal, marking the first time that BU has not allowed a touchdown in back-to-back home games since 2014 (SMU & Northwestern State).
- The effort marked the first time since the 1989 season when Baylor has had two games with three points allowed or fewer in the same season.
- BU limited AF to just 25 yards passing, the fewest allowed by a BU defense since Sept. 23, 1989 vs. Kansas (seven).
- Junior QB **Sawyer Robertson** made his first start of the year and threw for a career-high 248 yards, while adding a six-yard rushing touchdown.
- Redshirt freshman RB **Bryson Washington** made the first start of his career and finished with 106 rushing yards on 12 carries and one touchdown.
- Senior LB **Matt Jones** racked up 11 tackles for his sixth-career double-digit tackle performance.
- Junior S **Devyn Bobby** recorded nine tackles to match his career best and recovered a fumble for the first time in his career.
- BU's blocked punt in the first quarter was its first since 2018 vs. Oklahoma State.
- This was the first time since 2021 vs. Texas Southern that the Bears did not punt in a game.
- Redshirt junior K **Isaiah Hankins** moved into a tie for third place on Baylor's all-time field goals made leaderboard with 38.

SCORING SUMMARY

AIR FORCE	0	3	0	0	--	3
BAYLOR	3	3	17	8	--	31
1st	6:20	BU	Isaiah Hankins	46 yd	field goal	
2nd	2:19	AF	Matthew Dapore	26 yd	field goal	
2nd	0:00	BU	Isaiah Hankins	51 yd	field goal	
3rd	12:38	BU	Bryson Washington	19 yd	run (Isaiah Hankins kick)	
3rd	8:04	BU	Sawyer Robertson	6 yd	run (Isaiah Hankins kick)	
3rd	1:58	BU	Isaiah Hankins	24 yd	field goal	
4th	14:50	BU	Richard Reese	28 yd	run (Sawyer Robertson rush)	

STATISTICS

TEAM STATS	AFA	BU
FIRST DOWNS	12	20
RUSHES-YARDS (NET)	56-193	38-230
PASSING YDS (NET)	25	248
Passes Att-Comp-Int	2-8-1	18-24-0
TOTAL OFFENSE PLAYS-YARDS	64-218	62-478
Fumble Returns-Yards	1-0	0-0
Punt Returns-Yards	0-0	2-40
Kickoff Returns-Yards	0-0	0-0
Interception Returns-Yards	0-0	1-37
Punts (Number-Avg)	5-34.8	0-0
Fumbles-Lost	2-2	4-3
Penalties-Yards	5-48	6-55
Possession Time	33:58	26:02
Third-Down Conversions	6 of 17	4 of 10
Fourth-Down Conversions	2 of 3	1 of 2
Red-Zone Scores-Chances	1-1	3-4
Sacks By: Number-Yards	1-4	0-0

INDIVIDUAL STATISTICS

RUSHING: Baylor-Bryson Washington 12-106; Dominic Richardson 9-48; Richard Reese 8-47; Dawson Pendergrass 4-13; Joseph Hagman 2-11; Sawyer Robertson 3-5. Air Force-Cade Harris 8-71; John Busha 21-45; Kemper Hodges 7-22; Aiden Calvert 4-19; Roman Bradley 8-17; Owen Allen 3-9; Tylor Latham 2-6; Quentin Hayes 3-4.

PASSING: Baylor-Sawyer Robertson 18-24-0-248. Air Force-Josh Johnson 1-2-1-18; Quentin Hayes 1-1-0-7; John Busha 0-5-0-0.

RECEIVING: Baylor-Ashtyn Hawkins 4-81; Josh Cameron 5-63; Michael Trigg 4-49; Bryson Washington 1-23; Dawson Pendergrass 1-22; Monaray Baldwin 1-13; Richard Reese 1-(-1); Jamaal Bell 1-(-2). Air Force-Reign Broadway 1-18; Bruin Fleischmann 1-7.

INTERCEPTIONS: Baylor-Corey Gordon 1-37. Air Force-None.

FUMBLES: Baylor-Dawson Pendergrass 1-1; Bryson Washington 1-1; Michael Trigg 1-1; Joseph Hagman 1-0. Air Force-John Busha 2-2.

SACKS: Baylor-None. Air Force-Payton Zdroik 1-4.

TACKLES (UA-A): Baylor-Matt Jones 7-6; Devyn Bobby 5-4; Keaton Thomas 4-4; Jackie Marshall 3-2; Garmon Randolph 4-1; Corey Gordon 3-1; Brooks Miller 3-0; Treven Ma'ae 2-1; DJ Coleman 2-1; Steve Linton 2-0; Caden Jenkins 1-1; Rara Dillworth 1-1; Kendrick Simpkins 1-0; Devin Lemear 1-0; Caleb Parker 1-0; DK Kalu 1-0; Elinus Noel III 1-0; Kylan Reed 0-1; Devonte Tezino 0-1. Air Force-Kyle Chen 6-1; Houston Hendrix 4-0; Osaro Aihie 3-2; Jamari Bellamy 3-0; Grant Uyl 3-0; Payton Zdroik 2-0; Luke Fisher 2-1; Are'an Burr 2-1; Levi Brown 2-0; Jerome Gaillard 2-0; Lukia Rawls 2-0; Trey Williams 1-0; Jack Curtis 1-0; Kemper Hodges 1-0; Brody Bujnoch 1-0; Hiroshi Carr 1-0; Blake Fletcher 1-0; David Santiago 1-0; Cole Palmer 1-0; Jackson Adams 1-0; Daniel Grobe 1-0; Evan Rau 0-1; Nathan Elwood 0-1; Jayden Oquendo 0-1.

COLORADO 38, BAYLOR 31 (OT)

FOLSOM FIELD • BOULDER, COLO.

SEPT. 21, 2024 • ATTENDANCE: 52,794

It took a miracle, but the Colorado Buffaloes pulled out a 38-31 overtime victory over the Baylor Bears Saturday night before a homecoming crowd of 52,794 at Folsom Field in the Big 12 opener for both teams.

Heisman candidate Shedeur Sanders completed a 43-yard Hail Mary touchdown to LaJohtntay Wester on the last play of regulation and then Micah Welch scored from a yard out in the first overtime period as the Buffaloes (3-1, 1-0) won its first Big 12 game in returning to the league for the first time after 14 years in the Pac-12.

Baylor (2-2, 0-1) was poised to answer, camped on the 2-yard line after a 13-yard pickup by quarterback **Sawyer Robertson**, but **Dominic Richardson** fumbled the ball out of the back of the end zone after a hit by CU's Travis Hunter.

It was a heartbreaking loss for the Bears, who seemed to have the game in their grasps with Colorado out of timeouts and down to the final two seconds in regulation. Hounded all night by a relentless Baylor pressure, Sanders was sacked eight times -- the Bears' most since 10 in the Sugar Bowl win over Ole Miss three years ago. But, he threw for 341 yards and two touchdowns and also scored the Buffs' first TD on a two-yard run.

Making his second-consecutive start of the season and sixth overall, Robertson completed 11 of 21 passes for 148 yards and two touchdowns and also scored on a 45-yard run on a fourth-and-one play in the second quarter that gave BU a 24-10 lead.

After going 0-for-6 in the third quarter, Robertson was 3-for-3 for 45 yards on an eight-play, 61-yard drive, capping it with a perfect 24-yard touchdown strike to **Hal Presley** to give the Bears the lead with 5:43 left in the game.

When the defense added back-to-back sacks that pushed CU back to its own 4-yard line, Baylor had a chance to throw the knockout punch when **Josh Cameron** returned a punt 20 yards to the CU 26. But, **Isaiah Hankins** missed a 45-yard field goal wide right with 2:16 to go that would have pushed the Bears' lead to double digits.

POSTGAME NOTES

- Baylor's 24 points in the first half were its most in a first half in a conference game since at Oklahoma (11/5/22).
- BU tallied eight sacks, its most in a game since racking up 10 in the 2021 Sugar Bowl, and 12 tackles for loss.
- Junior QB **Sawyer Robertson** recorded a 45-yard rushing TD, the longest rush of his career.
- Senior LB **Matt Jones** logged 10 total tackles, including a career-high nine solo, for his third-consecutive double-digit tackle output.
- Senior CB **Lorando Johnson** broke up three passes, a personal best, and extended his streak to five games with a PBU, dating back to 2023.
- Senior WR **Jamaal Bell** returned a kick for a 100-yard touchdown, the first KR TD of his career. He is the fourth Bear all time to record a kick return touchdown greater than 100 yards.

SCORING SUMMARY

BAYLOR	3	21	0	7	0	31
COLORADO	7	10	7	7	7	38
1st	8:13	BU	Isaiah Hankins	32 yd	field goal	
1st	1:56	COLO	Shedeur Sanders	2 yd	run (Alejandro Mata kick)	
2nd	14:26	BU	Monaray Baldwin	30 yd	pass from Sawyer Robertson (Isaiah Hankins kick)	
2nd	6:55	COLO	Alejandro Mata	43 yd	field goal	
2nd	6:44	BU	Jamaal Bell	100 yd	kickoff return (Isaiah Hankins kick)	
2nd	4:19	BU	Sawyer Robertson	45 yd	run (Isaiah Hankins kick)	
2nd	0:50	COLO	Omarion Miller	58 yd	pass from Shedeur Sanders (Alejandro Mata kick)	
3rd	1:00	COLO	Micah Welch	2 yd	run (Alejandro Mata kick)	
4th	5:43	BU	Hal Presley	24 yd	pass from Sawyer Robertson (Isaiah Hankins kick)	
4th	0:00	COLO	LaJohtntay Wester	43 yd	pass from Shedeur Sanders (Alejandro Mata kick)	
OT	0:00	COLO	Micah Welch	1 yd	run (Alejandro Mata kick)	

STATISTICS

TEAM STATS	BU	COLO
FIRST DOWNS	15	24
RUSHES-YARDS (NET)	41-166	42-91
PASSING YDS (NET)	148	341
Passes Att-Comp-Int	11-21-0	25-41-0
TOTAL OFFENSE PLAYS-YARDS	62-314	83-432
Fumble Returns-Yards	0-0	0-0
Punt Returns-Yards	3-31	4-7
Kickoff Returns-Yards	3-119-1	0-0
Interception Returns-Yards	0-0	0-0
Punts (Number-Avg)	6-49.3	7-46.7
Fumbles-Lost	1-1	1-0
Penalties-Yards	7-69	6-45
Possession Time	24:03	35:57
Third-Down Conversions	7 of 17	8 of 18
Fourth-Down Conversions	1 of 2	1 of 2
Red-Zone Scores-Chances	1-2	3-3
Sacks By: Number-Yards	8-52	1-4

INDIVIDUAL STATISTICS

RUSHING: Baylor-Sawyer Robertson 9-82; Dominic Richardson 15-47; Bryson Washington 10-21; Dawson Pendergrass 4-13; Richard Reese 2-3; Monaray Baldwin 1-0. Colorado-Isaiah Augustave 12-41; Shedeur Sanders 19-26; Micah Welch 9-22; Jimmy Horn Jr. 1-3.

PASSING: Baylor-Sawyer Robertson 11-21-0-148. Colorado-Shedeur Sanders 25-41-0-341.

RECEIVING: Baylor-Hal Presley 2-43; Monaray Baldwin 3-36; Ketron Jackson Jr. 2-30; Dominic Richardson 1-19; Bryson Washington 2-14; Josh Cameron 1-6. Colorado-Travis Hunter 7-130; Omarion Miller 2-71; LaJohtntay Wester 4-68; Jimmy Horn Jr. 4-40; Dreton Miller 3-27; Will Sheppard 1-5; Sav'ell Smalls 1-5; Micah Welch 1-(-1); Sam Hart 1-(-1); Isaiah Augustave 1-(-3).

INTERCEPTIONS: Baylor-None. Colorado-None.

FUMBLES: Baylor-Dominic Richardson 1-1. Colorado-Shedeur Sanders 1-0.

SACKS: Baylor-Steve Linton 2-23; Keaton Thomas 2-9; Garmon Randolph 1-7; Carl Williams IV 1-6; Kaian Roberts-Day 1-4; Matt Jones 1-3. Colorado-Shane Cokes 1-4.

TACKLES (UA-A): Baylor-Matt Jones 8-2; Steve Linton 5-0; Carl Williams IV 4-0; Treven Ma'ae 4-0; DJ Coleman 3-0; Jackie Marshall 2-1; Garmon Randolph 2-0; Kaian Roberts-Day 2-0; Devyn Bobby 2-0; Caden Jenkins 2-0; Corey Gordon Jr. 2-0; Tevin Williams III 1-1; Kendrick Simpkins 1-0; Jacob Redding 1-0; Brooks Miller 1-0; JaQuies Evans 1-0; Devonte Tezino 1-0; Micah Gifford 1-0; Kyler Jordan 0-2; Josh White 0-2; Devin Lemear 0-1; Garrison Grimes 0-1. Colorado-Cam'Ron Silmon-Craig 10-3; Nikhai Hill-Green 5-3; DJ McKinney 5-0; Shane Cokes 2-3; LaVonta Bentley 2-2; Samuel Okunloola 2-2; Preston Hodge 2-1; Carter Stoutmire 2-0; BJ Green 2-0; Dayon Hayes 1-2; RJ Johnson 1-1; Colton Hood 1-0; Jace Feely 1-0; Keaten Wade 1-0; Trevor Woods 1-0; Charlie Offerdahl 1-0; Arden Walker 1-0; Anquin Barnes Jr. 1-0; Cristiano Palazzo 0-1.

2024 GAME RECAPS

2024 OVERALL: 8-5 (HOME 5-1, ROAD 3-3, NEUTRAL 0-1) | BIG 12 CONFERENCE: 6-3 (HOME 3-1, ROAD 3-2, NEUTRAL 0-0)

22/22 **BYU 34, BAYLOR 28**

McLANE STADIUM • WACO, TEXAS

SEPT. 28, 2024 • ATTENDANCE: 39,583

Digging an early hole, Baylor football couldn't overcome a 21-point first-quarter deficit and fell to 22nd-ranked BYU, 34-28, Saturday afternoon at McLane Stadium.

The Bears twice had chances to take the lead, but they turned it over on downs at the Cougars' 25 after a first-career interception by defensive lineman **Elinus Noel III** and then BYU safety Crew Wakley picked off a **Sawyer Robertson** pass intended for **Ashtyn Hawkins**.

In a career performance, Robertson completed 27-of-48 passes for 324 yards and three touchdowns and also scored on a 20-yard TD run. But, he was also picked off twice and sacked three times for 30 yards in losses.

BYU (5-0, 2-0) quarterback Jake Retzlaff threw for 216 yards and three touchdowns and added 53 yards and another score out he ground to account for the bulk of the Cougars' 367 yards of total offense. Wideout Darius Lassiter caught eight passes for 120 yards, including a 44-yard TD grab.

For the Bears (2-3, 0-2), redshirt junior wide receiver **Josh Cameron** also had a breakout game with seven catches for a career-high 125 yards and two touchdowns.

Facing a 31-14 deficit at the half, Baylor came back with a 15-yard TD pass from Robertson to Hawkins in the third quarter, and then pulled within a single score when Cameron hauled in a 23-yarder with 10:07 left in the game.

Scoring on each of its first four possessions, BYU jumped out to a 28-7 lead in the first 21 minutes of an opening half that saw the Cougars outgain the Bears, 286-216, and dominate time of possession, 17:59 to 12:01.

POSTGAME NOTES

- The Baylor defense held BYU to just 81 yards of total offense in the second half.
- Junior QB **Sawyer Robertson** had a career day, going 27-for-48 with 324 yards and three touchdowns.
- He became BU's first 300-yard passer since Blake Shapen threw for 316 at Cincinnati on Oct. 21, 2023.
- Robertson also added a 20-yard rushing TD, his third rushing touchdown of the season.
- Redshirt junior WR **Josh Cameron** put up career numbers with seven receptions for 125 yards and two touchdowns.
- It was the first multi-TD game of his career, and the first 100-yard receiving performance for the Bears this season.
- Redshirt sophomore LB **Keaton Thomas** led the team in tackles (eight) for the second game this season.
- Sophomore S **Corey Gordon** picked off his second interception of the year.
- Senior DL **Treven Ma'ae** logged a career-high six tackles.
- Freshman K **Connor Hawkins** made his second appearance of the season and attempted his first-career field goal, but missed a 50-yard try.

SCORING SUMMARY

BYU	21	10	3	0	--	34
BAYLOR	7	7	7	7	--	28
1st 10:52	BYU	Miles Davis 26 yd pass from Jake Retzlaff (Will Ferrin kick)				
1st 8:26	BYU	Chase Roberts 2 yd pass from Jake Retzlaff (Will Ferrin kick)				
1st 3:39	BYU	Jake Retzlaff 17 yd run (Will Ferrin kick)				
1st 0:03	BU	Sawyer Robertson 20 yd run (Connor Hawkins kick)				
2nd 9:32	BYU	Darius Lassiter 44 yd pass from Jake Retzlaff (Will Ferrin kick)				
2nd 2:10	BU	Josh Cameron 1 yd pass from Sawyer Robertson (Connor Hawkins kick)				
2nd 0:30	BYU	Will Ferrin 54 yd field goal				
3rd 8:44	BU	Ashtyn Hawkins 15 yd pass from Sawyer Robertson (Connor Hawkins kick)				
3rd 3:33	BYU	Will Ferrin 37 yd field goal				
4th 10:07	BU	Josh Cameron 23 yd pass from Sawyer Robertson (Connor Hawkins kick)				

STATISTICS

TEAM STATS	BYU	BU
FIRST DOWNS	20	21
RUSHES-YARDS (NET)	36-149	28-63
PASSING YDS (NET)	218	324
Passes Att-Comp-Int	18-33-2	27-48-2
TOTAL OFFENSE PLAYS-YARDS	69-367	76-387
Fumble Returns-Yards	0-0	0-0
Punt Returns-Yards	2-4	1-20
Kickoff Returns-Yards	2-16	4-94
Interception Returns-Yards	2-0	2-2
Punts (Number-Avg)	3-51	3-49.3
Fumbles-Lost	0-0	0-0
Penalties-Yards	4-50	6-45
Possession Time	31:04	28:56
Third-Down Conversions	4 of 13	3 of 13
Fourth-Down Conversions	1 of 1	4 of 7
Red-Zone Scores-Chances	3-3	3-3
Sacks By: Number-Yards	3-30	0-0

INDIVIDUAL STATISTICS

RUSHING: Baylor-Bryson Washington 13-31; Sawyer Robertson 12-29; Dominic Richardson 3-3. BYU-Jake Retzlaff 6-53; Enoch Navahine 19-51; Sam Vander Haar 1-22; Pokaiua Haunga 7-21; Parker Kingston 1-4.

PASSING: Baylor-Sawyer Robertson 27-48-2-324. BYU-Jake Retzlaff 18-32-2-218; Parker Kingston 0-1-0-0.

RECEIVING: Baylor-Josh Cameron 7-125; Hal Presley 8-82; Ashtyn Hawkins 5-74; Bryson Washington 6-37; Gavin Yates 1-6. BYU-Darius Lassiter 8-120; Chase Roberts 4-26; Miles Davis 1-26; Pokaiua Haunga 2-22; Keelan Marion 1-12; Kody Epps 1-6; Keanu Hill 1-6.

INTERCEPTIONS: Baylor-Elinus Noel III 1-0; Corey Gordon Jr. 1-0. BYU-Crew Wakley 1-0; Blake Mangelson 1-0.

FUMBLES: Baylor-None. BYU-None.

SACKS: Baylor-None. Air Force-Tyler Battly 1-5; John Taumoepeau 1-14; Crew Wakley 1-11.

TACKLES (UA-A): Baylor-Keaton Thomas 5-3; Treven Ma'ae 2-4; Devyn Bobby 4-1; Matt Jones 2-2; Tevin Williams III 4-0; Kyles Jordan 2-2; Devin Lemear 3-0; Elinus Noel III 2-1; Caleb Parker 1-2; Jackie Marshall 2-0; Corey Gordon Jr. 2-0; Carl Williams IV 1-1; Reggie Bush II 2-0; Devonte Tezino 1-1; DJ Coleman 0-1; Rara Dillworth 1-0; Corey Kelly 1-0; Coleton Price 1-0; Micah Gifford 1-0; Trey Wilson 1-0; Cooper Lanz 1-0. BYU- Tyler Battly 4-0; Crew Wakley 4-0; Blake Mangelson 4-0; Marque Collins 3-1; Isaiah Glaser 3-1; John Nelson 3-1; Jakob Robinson 3-0; John Taumoepeau 2-0; Micah Harper 2-0; Isaiah Bagnah 1-1; Jack Kelly 1-1; Tommy Prassas 1-1; Jonathan Kabeya 1-1; Tanner Wall 2-0; Sione Moa 0-2; Aisea Moa 2-0; Mory Bamba 1-0; Faletau Satauala 0-1; Cody Hagen 0-1; Ethan Slade 0-1; Vilami Po'uina 1-0; Siale Esera 1-0; Logan Lutui 10-; Bruce Mitchell 1-0.

16/16 **IOWA STATE 43, BAYLOR 21**

JACK TRICE STADIUM • AMES, IOWA

OCT. 5, 2024 • ATTENDANCE: 61,500

Baylor quarterback **Sawyer Robertson** threw for 258 yards and matched his career high with three touchdowns, but 16th-ranked Iowa State overcame an early double-digit deficit to hand the Bears their third-straight loss, 43-21, Saturday night at Jack Trice Stadium.

Against a Cyclones (5-0, 2-0) defense that had allowed 29 points all year, Robertson threw for 149 yards and two scores in the first half to give the Bears (2-4, 0-3) an early 14-3 lead. But, after Robertson found **Ketron Jackson Jr.** for a 25-yard TD pass and a 21-19 lead early in the third quarter, ISU scored 24 unanswered points to pull away late for the win.

Scoring touchdowns on each of their first two possessions, the Bears took a quick 14-3 lead on the Cyclones early in the second quarter. Iowa State capitalized on an unsportsmanlike conduct penalty and a kick out of bounds to march 30 yards in eight plays and tack on another Konrady field goal, this time from 38 yards out, trimming the lead to 14-6.

After the Cyclones' first defensive stop of the day, Iowa State struck quickly with a five-play, 84-yard drive and converted on third-and-goal with a 10-yard pass from Rocco Becht to tight end Benjamin Brahmer, cutting the deficit to 14-12.

Turning in the biggest play of the game, Iowa State's Myles Mendezsoon blocked a **Palmer Williams** punt and Caden Matson scooped it up and scored from 25 yards out to give Iowa State the 19-14 lead.

The Cyclones threatened late in the first half, but edge rusher **Garmon Randolph** dropped in coverage and picked off a Becht pass at the goal line.

POSTGAME NOTES

- Of Baylor's 258 passing yards, 198 came in the first half. Prior to facing BU, Iowa State had not allowed more than 125 passing yards in a game this season.
- Baylor's 21 points were the most scored against ISU so far in 2024.
- Junior QB **Sawyer Robertson** went 25-44-1 with 258 yards and three touchdowns, matching his career high.
- Redshirt sophomore LB **Keaton Thomas** led the team for the second-consecutive game with eight tackles.
- Senior OLB **Garmon Randolph** nabbed his second-career interception and first since 2021, also against ISU.
- Redshirt sophomore DL **Devonte Tezino** had a career-best seven tackles, including a TFL.

SCORING SUMMARY

BAYLOR	7	7	7	0	--	21
IOWA STATE	3	16	14	10	--	43
1st 6:32	BU	Josh Cameron 4 yd pass from Sawyer Robertson (Isaiah Hankins kick)				
1st 3:19	ISU	Kyle Konrardy 45 yd field goal				
2nd 13:46	BU	Michael Trigg 8 yd pass from Sawyer Robertson (Isaiah Hankins kick)				
2nd 10:34	ISU	Kyle Konrardy 38 yd field goal				
2nd 6:10	ISU	Benjamin Brahmer 10 yd pass from Rocco Becht (PAT missed)				
2nd 4:46	ISU	Caden Matson 25 yd blocked punt return (Kyle Konrardy kick)				
3rd 12:55	BU	Ketron Jackson Jr. 25 yd pass from Sawyer Robertson (Isaiah Hankins kick)				
3rd 10:33	ISU	Jaylon Jackson 10 yd run (Kyle Konrardy kick)				
3rd 0:40	ISU	Jayden Higgins 11 yd pass from Rocco Becht (Kyle Konrardy kick)				
4th 11:31	ISU	Jaylon Jackson 20 yd run (Kyle Konrardy kick)				
4th 2:16	ISU	Kyle Konrardy 22 yd field goal				

STATISTICS

TEAM STATS	BU	ISU
FIRST DOWNS	21	27
RUSHES-YARDS (NET)	20-79	45-265
PASSING YDS (NET)	258	277
Passes Att-Comp-Int	25-44-1	16-25-1
TOTAL OFFENSE PLAYS-YARDS	64-337	70-542
Fumble Returns-Yards	0-0	0-0
Punt Returns-Yards	0-0	2-40
Kickoff Returns-Yards	2-20	0-0
Interception Returns-Yards	1-10	1-0
Punts (Number-Avg)	5-37.8	0-0
Fumbles-Lost	0-0	0-0
Penalties-Yards	6-74	4-55
Possession Time	24:06	35:54
Third-Down Conversions	4 of 13	7 of 12
Fourth-Down Conversions	2 of 4	1 of 2
Red-Zone Scores-Chances	2-2	6-8
Sacks By: Number-Yards	0-0	0-0

INDIVIDUAL STATISTICS

RUSHING: Baylor-Bryson Washington 8-28; Dawson Pendergrass 9-27; Sawyer Robertson 3-24. Iowa State-Jaylon Jackson 15-107; Carson Hansen 15-97; Rocco Becht 3-28; Abu Sama 8-17; Jaylin Noel 2-9; Easton Miller 2-7.

PASSING: Baylor-Sawyer Robertson 25-44-1-258. Iowa State-Rocco Becht 16-25-1-277.

RECEIVING: Baylor-Ketron Jackson Jr. 5-66; Michael Trigg 6-61; Hal Presley 5-57; Bryson Washington 1-23; Monaray Baldwin 2-18; Ashtyn Hawkins 3-11; Dawson Pendergrass 1-11; Josh Cameron 2-10. Iowa State-Jayden Higgins 8-116; Jaylin Noel 5-98; Benjamin Brahmer 2-49; Tyler Moore 1-14.

INTERCEPTIONS: Baylor-Garmon Randolph 1-10. Iowa State-Jontez Williams 1-0.

FUMBLES: Baylor-None. Iowa State-None.

SACKS: Baylor-None. Iowa State-None.

TACKLES (UA-A): Baylor-Kaaton Thomas 3-5; Devonte Tezino 2-5; Matt Jones 2-4; DJ Coleman 4-2; Devyn Bobby 4-1; Jackie Marshall 0-4; Corey Gordon Jr. 2-2; Treven Ma'ae 0-3; Carl Williams IV 1-2; Lorando Johnson 3-0; Reggie Bush 1-2; Caleb Parker 1-2; Trey Wilson 1-2; Cooper Lanz 0-3; Steve Linton 2-0; Devin Lemear 0-2; Chateau Reed 1-1; Tevin Williams III 2-0; Rara Dillworth 1-1; Elinus Noel III 1-1; Jacob Redding 1-0; Brooks Miller 1-0. Iowa State-Kooper Ebel 4-4; Malik Verdon 2-4; Jacob Ellis 0-5; Jontez Williams 2-2; Myles Purchase 3-1; Tyler Onyedum 2-2; Jacob Imming 1-3; Jeremiah Cooper 2-1; Rylan Barnes 1-2; J.R. Singleton 0-3; Beau Freyler 2-0; Ikenna Ezeogu 0-2; Jamison Patton 0-1; Konard Snyder 1-0; Cael Brezina 0-1; Jaylon Jackson 1-0; Cam Smith 1-0; Quentin Taylor 0-1; Marcus Neal 0-1; Beau Goodwin 1-0; Joey Petersen 0-1; Zaimir Hawk 1-0; Dominique Orange 1-0.

2024 GAME RECAPS

2024 OVERALL: 8-5 (HOME 5-1, ROAD 3-3, NEUTRAL 0-1) | BIG 12 CONFERENCE: 6-3 (HOME 3-1, ROAD 3-2, NEUTRAL 0-0)

BAYLOR 59, TEXAS TECH 35

JONES AT&T STADIUM • LUBBOCK, TEXAS

OCT. 19, 2024 • ATTENDANCE: 60,229

It was quite the homecoming for Baylor redshirt junior quarterback **Sawyer Robertson**, a Lubbock native who threw for 274 yards and a career-high five touchdowns to lead the Bears to a resounding 59-35 victory Saturday at Jones AT&T Stadium, knocking the hometown Texas Tech Red Raiders out of first place in the Big 12 standings.

Though Robertson had a relatively quiet first half, BU (3-4, 1-3) took a double-digit lead into the locker room, 24-14, after Robertson connected with **Josh Cameron** for the first of the junior receiver's three touchdowns on the day.

Tech (5-2, 3-1) scored on its opening drive of the third quarter, but Baylor reeled off 28 unanswered points and scored touchdowns on six of its last seven series of the game to pull away. Robertson helped created some of that cushion with third-quarter TD tosses of 11 yards to Cameron and 35 to **Hal Presley**. Continuing the second-half outburst, **Monaray Baldwin** caught a 24-yard touchdown pass and a 12-yarder to Cameron made it 52-21 with 9:41 left in the game.

Sandwiched between a pair of late Red Raiders scores, Toledo transfer **Dequan Finn** saw his first game action since Week 2 and scored on a 31-yard TD run.

Special teams played a huge role in a first half that saw the Bears lead by 10, as Cameron had a 73-yard punt return to inside the 1-yard line in addition to his six catches for 75 yards and three touchdowns. Redshirt freshman running back **Bryson Washington** had his second 100-yard day, rushing for a career-high 116 yards and two scores. After his second rushing TD, East Carolina transfer **Rara Dillworth** recovered a muffed kickoff at the TTU 19-yard line, but the Bears settled for a 31-yard field goal by **Isaiah Hankins**, the lefty's only non-PAT action of the day.

Baylor's 59 points were the most scored by an FBS program in Week Eight and tied for the most in a conference game in a Power Four league so far this season.

POSTGAME NOTES

- 59 points marked the most in a Big 12 game in the Dave Aranda era; the last time BU scored 50 or more against a conference opponent was Nov. 30, 2019, at Kansas.
- The Bears finished with a season-high 529 total yards of offense.
- Redshirt junior QB **Sawyer Robertson** threw for five touchdowns, the most by a Bear since Seth Russell vs. WVU (10/17/15).
- Redshirt freshman RB **Bryson Washington** logged a career-high 116 rushing yards and two touchdowns.
- Redshirt junior WR **Josh Cameron** hauled in three receiving touchdowns, the most by a Bear since Denzel Mims vs. UTSA (9/7/19).
- Senior LB **Matt Jones** recorded his 10th-career sack, leading the defense with nine total tackles and two pass breakups.
- Sophomore CB **Caden Jenkins** nabbed his first interception of the season.
- Sophomore DB **Carl Williams IV** posted a career-best seven tackles.
- Senior OLB **Steve Linton** made five solo stops, including three TFLs and a sack.

SCORING SUMMARY

BAYLOR	7	17	14	21	--	59
TEXAS TECH	7	7	7	14	--	35

1st	5:54	BU	Bryson Washington 1 yd run (Isaiah Hankins kick)
1st	1:47	TTU	Caleb Douglas 12 yd pass from Behren Morton (Gino Garcia kick)
2nd	11:44	BU	Bryson Washington 1 yd run (Isaiah Hankins kick)
2nd	10:30	BU	Isaiah Hankins 31 yd field goal
2nd	1:54	TTU	Caleb Douglas 20 yd pass from Jalin Conyers (Reese Burkhardt kick)
2nd	0:04	BU	Josh Cameron 6 yd pass from Sawyer Robertson (Isaiah Hankins kick)
3rd	11:15	TTU	Tahj Brooks 31 yd run (Gino Garcia kick)
3rd	6:17	BU	Josh Cameron 11 yd pass from Sawyer Robertson (Isaiah Hankins kick)
3rd	3:08	BU	Hal Presley 35 yd pass from Sawyer Robertson (Isaiah Hankins kick)
4th	13:02	BU	Monaray Baldwin 24 yd pass from Sawyer Robertson (Isaiah Hankins kick)
4th	9:41	BU	Josh Cameron 12 yd pass from Sawyer Robertson (Isaiah Hankins kick)
4th	6:31	TTU	J’Koby Williams 18 yd pass from Behren Morton (2-pt attempt failed)
4th	5:40	BU	Dequan Finn 34 yd run (Isaiah Hankins kick)
4th	2:01	TTU	Caleb Douglas 7 yd pass from Behren Morton (Josh Kelly 2-pt pass)

STATISTICS

TEAM STATS	BU	TTU
FIRST DOWNS	23	29
RUSHES-YARDS (NET)	33-255	35-149
PASSING YDS (NET)	274	306
Passes Att-Comp-Int	21-32-0	34-50-1
TOTAL OFFENSE PLAYS-YARDS	65-529	85-455
Fumble Returns-Yards	0-0	0-0
Punt Returns-Yards	2-74	1-0
Kickoff Returns-Yards	2-18	4-30
Interception Returns-Yards	1-9	0-0
Punts (Number-Avg)	4-49	5-40.4
Fumbles-Lost	0-0	2-1
Penalties-Yards	8-90	5-40
Possession Time	24:07	35:53
Third-Down Conversions	5 of 12	6 of 17
Fourth-Down Conversions	2 of 2	5 of 6
Red-Zone Scores-Chances	6-6	4-4
Sacks By: Number-Yards	2-14	0-0

INDIVIDUAL STATISTICS

RUSHING: Baylor-Bryson Washington 10-116; Dequan Finn 2-40; Dawson Pendergrass 7-36; Jamaal Bell 3-25; Richard Reese 6-20; Sawyer Robertson 4-16; Monaray Baldwin 1-2. Texas Tech-Tahj Brooks 25-125; Cameron Dickey 4-21; Behren Morton 6-3.

PASSING: Baylor-Sawyer Robertson 21-32-0-274. Texas Tech-Behren Morton 33-49-1-286; Jalin Conyers 1-1-0-20.

RECEIVING: Baylor-Josh Cameron 6-75; Ashtyn Hawkins 6-69; Hal Presley 1-35; Monaray Baldwin 2-26; Richard Reese 1-24; Bryson Washington 3-24; Michael Trigg 1-19; Dawson Pendergrass 1-2. Texas Tech-Caleb Douglas 9-99; Josh Kelly 9-76; Micah Hudson 2-38; J’Koby Williams 2-22; Tahj Brooks 4-22; Coy Eakin 3-20; JohnCarlos Miller 1-13; Jordan Brown 2-11; Drae McCray 1-5; Cameron Dickey 1-0.

INTERCEPTIONS: Baylor-Caden Jenkins 1-9. Texas Tech-None.

FUMBLES: Baylor-None. Texas Tech-Drae McCray 2-1.

SACKS: Baylor-Steve Linton 1-8; Matt Jones 1-6. Texas Tech-None.

TACKLES (UA-A): Baylor-Matt Jones 8-2; Keaton Thomas 2-5; Carl Williams IV 3-4; Devyn Bobby 6-0; Caden Jenkins 5-1; Steve Linton 5-0; Corey Gordon Jr. 4-1; Kyler Jordan 2-2; Reggie Bush 3-0; Treven Ma’ae 1-1; Chateau Reed 0-2; Kris Wokomah 1-1; Rara Dillworth 1-1; Caleb Parker 1-1; Trey Wilson 2-0; Cooper Lanz 1-1; Elinus Noel III 2-0; Jackie Marshall 0-1; Garmon Randolph 1-0; Devin Lemeare 1-0; LeVar Thornton Jr. 0-1; Brooks Miller 1-0; Josh White 1-0; Kaian Roberts-Day 0-1; Micah Gifford 0-1. Texas Tech-Jacob Rodriguez 7-5; Devynn Cromwell 3-5; Ben Roberts 3-5; Maurion Horn 4-1; CJ Baskerville 4-1; Bralyn Lux 3-0; Brendan Jordan 3-0; Miquel Dingle 1-2; Quincy Ledet 1-1; Harvey Dyson 2-0; Jayden Cofield 1-1; Trevon McAlpine 2-0; AJ McCarthy 1-0; Bryce Ramirez 1-0; Coy Eakin 1-0; Charles Easters 0-1; Isaac Smith 1-0; JohnCarlos Miller 1-0.

BAYLOR 38, OKLAHOMA STATE 28

McLANE STADIUM • WACO, TEXAS

OCT. 26, 2024 • ATTENDANCE: 44,987

Sawyer Robertson threw for 222 yards and three touchdowns and added a 41-yard TD run in the fourth quarter to help the Baylor Bears down the Oklahoma State Cowboys, 38-28, Saturday before a Homecoming crowd of 44,987 at McLane Stadium in Waco.

Tied 17-17 at the half, Baylor (4-4, 2-3) took the lead for good when Robertson found **Ashtyn Hawkins** for a 33-yard touchdown pass over cornerback Korie Black and then put together an eight-play, 95-yard scoring drive in the fourth quarter that included two passes to Hawkins as the 41-yard scamper.

Including a career-high 142 yards by sophomore running back **Dawson Pendergrass**, the Bears rushed for 343 yards -- their first 300-yard game on the ground since 307 vs. Kansas in 2021. Pendergrass capped the scoring with a 55-yard TD run when he was pushed forward by left tackle **Sidney Fugar**. That four-play scoring drive came after OSU (3-5, 0-5) got within three points on a three-yard touchdown run by Ollie Gordon and a two-point conversion pass from him to Brennan Presley, who had a monster game with 15 catches for 183 yards.

The defense came up with the final nail in the Cowboys' coffin with **LeVar Thornton's** first-career interception with 1:22 left in the game. BU also came up with another timely turnover early in the second quarter when **Matt Jones** forced a Gordon fumble that **Steve Linton** recovered at the 1-yard line.

Baylor had drives of 99 and 95 yards, piling up 565 yards of total offense and marking the first time the Bears have eclipsed the 500-yard mark in back-to-back games since West Virginia and BYU in 2021.

In a back-and-forth first half where neither team led by more than seven, the Cowboys got on the board first with a 45-yard field goal by Logan Ward five minutes into the game. Baylor answered right back, as Hal Presley hauled in a career-long 53-yard pass to set up a 30-yard field goal by **Isaiah Hankins**.

The Bears wasted a golden scoring opportunity, getting the ball at the OSU 23-yard line after a **Josh Cameron** punt return and a 15-yard unsportsmanlike conduct penalty, but Robertson was picked off near the end zone. The BU QB came right back to throw TD passes of 12 yards to Presley and a one-yarder to tight end **Matthew Klopfenstein**, the first of his career.

OSU tied it up at 17-17 late in the half on a two-yard TD run by Gordon, who was held to 77 yards on 18 carries.

POSTGAME NOTES

- Baylor improved to 51-44-4 all-time on Homecoming and has won five of its last six, and 12 of last 14 Homecoming games.
- Baylor is 5-1 all-time when wearing Sailor Bear helmets on Homecoming.
- This is the first time since 2021 that the Bears have eclipsed 500 yards of total offense in back to back games.
- BU's 343 rushing yards is its most since 419 vs. Texas Southern (9/11/21) and first time over 300 since at Kansas (9/18/21).
- **Sawyer Robertson** became the first Baylor QB with three passing TDs and a 40+ yard rushing score since Robert Griffin III.
- Sophomore RB **Dawson Pendergrass** rushed for a career-high 142 yards, averaging 23.7 yards per carry on six totes.
- Senior LB **Matt Jones** led the squad with 12 tackles, including a career-high 10 solo stops, three TFL's, a sack and a forced fumble.
- Jones moved into a tie for seventh place on BU's all-time TFL leaderboard, with 34.0 in his career to tie the legendary Mike Singletary.
- This was Jones' fifth double-digit tackle performance of the season, the most by a Bear since 2018.

SCORING SUMMARY

OKLAHOMA STATE	3	14	3	8	--	28
BAYLOR	3	14	7	14	--	38

1st	10:00	OSU	Logan Ward 45 yd field goal
1st	5:55	BU	Isaiah Hankins 30 yd field goal
2nd	12:42	BU	Hal Presley 12 yd pass from Sawyer Robertson (Isaiah Hankins kick)
2nd	9:22	OSU	Brennan Presley 33 yd pass from Alan Bowman (Logan Ward kick)
2nd	6:28	BU	Matthew Klopfenstein 1 yd pass from Sawyer Robertson (Isaiah Hankins kick)
2nd	0:18	OSU	Ollie Gordon 2 yd run (Logan Ward kick)
3rd	8:32	BU	Ashtyn Hawkins 33 yd pass from Sawyer Robertson (Isaiah Hankins kick)
3rd	2:49	OSU	Logan Ward 26 yd field goal
4th	8:55	BU	Sawyer Robertson 41 yd run (Isaiah Hankins kick)
4th	4:51	OSU	Ollie Gordon 3 yd run (Brennan Presley pass)
4th	3:06	BU	Dawson Pendergrass 55 yd run (Isaiah Hankins kick)

STATISTICS

TEAM STATS	OSU	BU
FIRST DOWNS	25	23
RUSHES-YARDS (NET)	34-74	38-343
PASSING YDS (NET)	359	222
Passes Att-Comp-Int	28-42-1	11-20-1
TOTAL OFFENSE PLAYS-YARDS	76-433	58-565
Fumble Returns-Yards	0-0	1-0
Punt Returns-Yards	2-(-1)	1-21
Kickoff Returns-Yards	4-75	4-74
Interception Returns-Yards	1-25	1-14
Punts (Number-Avg)	5-43.6	3-46.7
Fumbles-Lost	1-1	0-0
Penalties-Yards	12-84	8-93
Possession Time	35:01	24:59
Third-Down Conversions	4 of 15	3 of 9
Fourth-Down Conversions	3 of 4	0 of 1
Red-Zone Scores-Chances	4-5	3-4
Sacks By: Number-Yards	1-9	3-35

INDIVIDUAL STATISTICS

RUSHING: Baylor-Dawson Pendergrass 6-142; Bryson Washington 17-78; Sawyer Robertson 8-73; Richard Reese 6-52. Oklahoma State-Ollie Gordon 18-77; Rodney Fields 5-19; Sesi Vailahi 5-10; Trent Howland 1-6; Brennan Presley 1-0; Alan Bowman 4-(-38).

PASSING: Baylor-Sawyer Robertson 11-19-1-222; Nate Bennett 0-1-0-0. Oklahoma State-Alan Bowman 28-42-1-359.

RECEIVING: Baylor-Ashtyn Hawkins 4-74; Hal Presley 2-65; Michael Trigg 1-38; Monaray Baldwin 1-23; Josh Cameron 1-13; Dawson Pendergrass 1-8; Matthew Klopfenstein 1-1. Oklahoma State-Brennan Presley 15-183; Rashod Owens 3-62; Da'Wain Lofton 1-56; Rodney Fields 2-23; Ollie Gordon 4-15; De Zhaun Stribling 2-15; Jake Schultz 1-5.

INTERCEPTIONS: Baylor-LeVar Thornton 1-14. Oklahoma State-Kobe Hyton 1-25.

FUMBLES: Baylor-None. Oklahoma State-Ollie Gordon 1-1.

SACKS: Baylor-Garmon Randolph 1-16; Matt Jones 1-13; Treven Ma'ae 1-6. Oklahoma State-Kody Walterscheid 1-9.

TACKLES (UA-A): Baylor-Matt Jones 10-2; Keaton Thomas 3-4; Devyn Bobby 4-2; Caden Jenkins 3-2; Devin Lemeare 4-1; Corey Gordon 5-0; Steve Linton 4-0; Carl Williams 3-1; Tevin Williams 3-0; DJ Coleman 3-0; Treven Ma'ae 2-0; Garmon Randolph 2-0; Reggie Bush 0-2; Devonte Tezino 2-0; Trey Wilson 2-0; Jackie Marshall 1-0; Chateau Reed 1-0; Bryson Washington 1-0; Jacob Redding 0-1; Caleb Parker 0-1; Josh White 0-1; Corey Kelly 0-1; Micah Gifford 1-0; Cooper Lanz 1-0. Oklahoma State-Dylan Smith 6-0; Jeff Roberson 5-0; Kody Walterscheid 3-1; Kendal Daniels 4-0; Kobe Hyton 2-1; Kale Smith 3-0; Jaleel Johnson 2-1; Justin Kirkland 2-1; David Kabongo 2-0; Justin Wright 2-0; Collin Clay 2-0; Lyrik Rawls 1-0; Trey Rucker 1-0; Kenneth Harris 1-0; Xavier Ross 1-0; Cale Cabiness 1-0.

2024 GAME RECAPS

2024 OVERALL: 8-5 (HOME 5-1, ROAD 3-3, NEUTRAL 0-1) | BIG 12 CONFERENCE: 6-3 (HOME 3-1, ROAD 3-2, NEUTRAL 0-0)

BAYLOR 37, TCU 34

McLANE STADIUM • WACO, TEXAS

NOV. 2, 2024 • ATTENDANCE: 44,171

Bryson Washington rushed for a career-high 196 yards and four touchdowns and got Baylor in position for **Isaiah Hankins**’ game-winning 33-yard field goal on the last play of the game as the Bears defeated TCU, 37-34, Saturday night at McLane Stadium.

Sawyer Robertson, who threw for 242 yards, converted a fourth-down play with a 15-yard pass to tight end **Michael Trigg** before Washington had a 13-yard burst up the middle down to the Frogs’ 16.

Hankins, who missed an extra point earlier in the game, got the ultimate redemption with his game-winner splitting the uprights as the final seconds ticked off the clock.

In a back-and-forth second half, Baylor tied it up twice on touchdown runs of 1 by **Dawson Pendergrass** and 35 yards by Washington, his third score of the game. That deadlocked the game at 27-27 early in the fourth quarter.

After the Bears went up 34-27 on Washington’s fourth TD run of the night, the Frogs answered quickly and tied it on a 24-yard touchdown pass.

With 1:55 and all three timeouts left, Baylor picked up one first down on three-straight Washington runs and another on Robertson’s 14-yard throw to **Josh Cameron**. Going for it on 4th-and-9 from TCU’s 44 with 16 seconds left, Robertson connected with Trigg over the middle, then Washington did the rest with his bull-like run up the middle to set up Hankins’ game-winner.

The Bears trailed 17-13 at the half, giving up 10 unanswered points on a 46-yard field goal and one-yard QB sneak in the final minute of the second quarter. TCU had struck first on an eight-yard TD pass that capped a seven-play, 95-yard drive. But Baylor answered right back with a 10-play, 65-yard scoring drive finished by Washington with the first of his career-high four touchdown runs, this one from eight yards out to tie it up at 7-7.

Baylor finished with 499 yards of total offense, including its third-straight game with more than 250 yards rushing -- 257 yards on 44 attempts.

POSTGAME NOTES

- The win marked Baylor’s first over TCU since 2019 and first at home since 2014.
- BU logged over 250 rushing yards for the third-straight game, its longest streak since the start of the 2016 season.
- **Isaiah Hankins**’ game-winning field goal as time expired was the first walk-off kick for the Bears since John Mayers lifted BU over K-State in 2020.
- Redshirt freshman RB **Bryson Washington** rushed for a career-high 196 yards and four TDs.
- His four TDs were the most by a Bear since Terrance Ganaway’s five vs. Washington in the 2011 Alamo Bowl.
- Washington’s 196 yards rushing were the most by a Bear since Shock Linwood’s 237 at Iowa State in 2016.

SCORING SUMMARY

TCU	7	10	10	7	--	34
BAYLOR	7	6	7	17	--	37

1st 6:42 TCU Jordyn Bailey 8 yd pass from Josh Hoover (Kyle Lemmermann kick)
1st 1:48 BU Bryson Washington 8 yd run (Isaiah Hankins kick)
2nd 8:41 BU Bryson Washington 40 yd run (PAT no good)
2nd 5:18 TCU Kyle Lemmermann 46 yd field goal
2nd 0:50 TCU Josh Hoover 1 yd run (Kyle Lemmermann kick)
3rd 9:04 TCU Kyle Lemmermann 47 yd field goal
3rd 5:09 BU Dawson Pendergrass 1 yd run (Isaiah Hankins kick)
3rd 0:23 TCU Jack Bech 6 yd pass from Savion Williams (Kyle Lemmermann kick)
4th 14:03 BU Bryson Washington 35 yd run (Isaiah Hankins kick)
4th 4:54 BU Bryson Washington 1 yd run (Isaiah Hankins kick)
4th 1:55 TCU Jack Bech 24 yd pass from Josh Hoover (Kyle Lemmermann kick)
4th 0:00 BU Isaiah Hankins 33 yd field goal

STATISTICS

TEAM STATS	TCU	BU
FIRST DOWNS	25	31
RUSHES-YARDS (NET)	32-105	44-257
PASSING YDS (NET)	339	242
Passes Att-Comp-Int	26-35-0	19-34-0
TOTAL OFFENSE PLAYS-YARDS	67-444	78-499
Fumble Returns-Yards	0-0	0-0
Punt Returns-Yards	2-5	2-21
Kickoff Returns-Yards	0-0	1-19
Interception Returns-Yards	0-0	0-0
Punts (Number-Avg)	4-44	4-48
Fumbles-Lost	1-0	0-0
Penalties-Yards	6-55	8-75
Possession Time	31:35	28:25
Third-Down Conversions	4 of 12	8 of 15
Fourth-Down Conversions	2 of 2	2 of 2
Red-Zone Scores-Chances	3-3	4-4
Sacks By: Number-Yards	2-15	1-8

INDIVIDUAL STATISTICS

RUSHING: Baylor-Bryson Washington 26-196; Dawson Pendergrass 8-33; Sawyer Robertson 9-28; Richard Reese 1-0. TCU-Savion Williams 8-57; Jeremy Payne 7-21; Trent Battle 6-18; Josh Hoover 7-7; JP Richardson 1-3; Cam Cook 3-1-1).

PASSING: Baylor-Sawyer Robertson 19-34-0-242. TCU-Josh Hoover 25-24-0-333; Savion Williams 1-1-0-6.

RECEIVING: Baylor-Josh Cameron 4-59; Michael Trigg 5-51; Monaray Baldwin 1-40; Ashtyn Hawkins 3-36; Hal Presley 3-29; Bryson Washington 2-22; Gavin Yates 1-5. TCU-Jack Bech 5-98; Savion Williams 8-92; Eric McAlister 3-48; DJ Rogers 1-40; Jeremy Payne 4-26; Jordyn Bailey 2-18; Drake Dabney 2-14; JP Richardson 1-3.

INTERCEPTIONS: Baylor-None. TCU-None.

FUMBLES: Baylor-None. TCU-Cam Cook 1-0.

SACKS: Baylor-Cooper Lanz 1-8. TCU-Johnny Hodgers 1-9; Devean Deal 1-6.

TACKLES (UA-A): Baylor-Keaton Thomas 5-7; Matt Jones 3-7; Devyn Bobby 5-3; Carl Williams 4-1; Cooper Lanz 2-1; Jackie Marshall 2-1; Garmon Randolph 2-0; Caden Jenkins 2-0; Steve Linton 2-0; Corey Gordon 2-0; Elnus Noel III 1-1; Treven Ma’ae 1-0; Lorando Johnson 1-0; Devin Lemear 1-0; Reggie Bush 1-0; Kyler Jordan 1-0; Micah Gifford 1-0; DJ Coleman 0-1. TCU-Johnny Hodges 7-1; Jamel Johnson 5-1; Kaleb Elarms-Orr 5-1; Abe Camara 4-0; Namdi Obiazor 4-0; Bud Clark 3-1; Devean Deal 3-0; Channing Canada 3-0; Nana Osafo-Mensah 3-0; Connor Lingren 3-0; Cam Smith 2-0; Jonathan Bax 1-0; Jevon McIvler 1-0; Jaise Oliver 1-0; Max Carroll 1-0; Caleb Fox 1-0; Tymon Mitchell 1-0; Travis Jackson 1-0.

BAYLOR 49, WEST VIRGINIA 35

MILAN PUSKAR STADIUM • MORGANTOWN, W.VA.

NOV. 16, 2024 • ATTENDANCE: 52,376

Bryson Washington totaled four touchdowns for the second-consecutive game and led the Bears to their first-ever win at Milan Puskar Stadium, beating West Virginia, 49-35, Saturday to become bowl eligible for the 12th time in the last 15 years.

Baylor put up 35 first-half points and then put the game away with a fourth-quarter TD runs of nine yards by Washington and 15 by Dawson Pendergrass, the secon one coming after Corey Gordon’s third interception of the year.

Quarterback **Sawyer Robertson** threw for a career-high 329 yards, completing 26-of-36 passes and tossing TDs of 22 yards to Washington, 43 to **Josh Cameron** and a beautiful 40-yarder to **Monaray Baldwin**.

Coming off a career-high 196 yards and four touchdowns rushing in a win over TCU, Washington recorded his fourth 100-yard day of the season and third in his last four games, finishing with 123 yards and three touchdowns on 18 carries. He also had five catches for a career-high 59 yards.

In a wild ending to the first half, the two teams combined for five touchdowns in the last four and a half minutes as Baylor led 35-28 going into intermission.

With the two teams locked in a 14-14 tie through the first 25 minutes, the Bears regained the lead on Robertson’s 40-yard strike to Baldwin, then went up two scores when Washington sprinted 51 yards up the gut.

When BU failed to recover an ensuing inside kick attempt with 2:13 left in the half, it took WVU just three plays and 26 seconds to score on a 23-yard TD run. Far from done, Robertson went 4-for-5 for 44 yards on a drive capped by another Washington TD from eight yards out with just 47 seconds left on the clock.

Using all three timeouts and every bit of those 47 seconds, the Mountaineers closed the half with an eight-play, 75-yard drive that included a 44-yard pass and a one-yard QB sneak that was reviewed and upheld for a score.

POSTGAME NOTES

- The win marked Baylor’s first win in Morgantown over the Mountaineers.
- Baylor head coach Dave Aranda improved to 29-29 in his fifth year with the Bears.
- Baylor’s win clinched bowl eligibility for the 27th time in program history, and 12th time in the last 15 years.
- BU has had at least 499 yards of total offense in each of its last four games, including 512 at WVU.
- 49 points were the most the Bears have scored against WVU since 2015 (BU, 62-38).
- **Sawyer Robertson** threw for a career-high 329 yards with three TDs. He opened the game completing 12 consecutive passes.
- **Bryson Washington** rushed for 123 yards, his fourth 100-yard day of the year, and totaled four touchdowns for the second time this season.
- **Keaton Thomas** led the Bears with 12 tackles, including eight solo, and logged one of BU’s four sacks on the night.

SCORING SUMMARY

BAYLOR	14	21	0	14	--	49
WEST VIRGINIA	7	21	0	7	--	35

1st 9:34 WVU Garrett Greene 3 yd run (Michael Hayes kick)
1st 7:10 BU Bryson Washington 22 yd pass from Sawyer Robertson (Isaiah Hankins kick)
1st 3:07 BU Josh Cameron 43 yd pass from Sawyer Robertson (Isaiah Hankins kick)
2nd 13:04 WVU Traylon Ray 9 yd pass from Garrett Greene (Michael Hayes kick)
2nd 4:22 BU Monaray Baldwin 40 yd pass from Sawyer Robertson (Isaiah Hankins kick)
2nd 2:13 BU Bryson Washington 51 yd run (Isaiah Hankins kick)
2nd 1:47 WVU CJ Donaldson 23 yd run (Michael Hayes kick)
2nd 0:47 BU Bryson Washington 8 yd run (Isaiah Hankins kick)
2nd 0:00 WVU Garrett Greene 1 yd run (Michael Hayes kick)
4th 8:07 BU Bryson Washington 9 yd run (Isaiah Hankins kick)
4th 3:24 BU Dawson Pendergrass 15 yd run (Isaiah Hankins kick)
4th 0:55 WVU Kole Taylor 11 yd pass from Garrett Greene (Michael Hayes kick)

STATISTICS

TEAM STATS	BU	WVU
FIRST DOWNS	26	29
RUSHES-YARDS (NET)	34-183	49-262
PASSING YDS (NET)	329	237
Passes Att-Comp-Int	26-36-0	19-39-1
TOTAL OFFENSE PLAYS-YARDS	70-512	88-499
Fumble Returns-Yards	0-0	0-0
Punt Returns-Yards	0-0	2-21
Kickoff Returns-Yards	4-80	4-82
Interception Returns-Yards	1-0	0-0
Punts (Number-Avg)	3-45.3	3-29.7
Fumbles-Lost	0-0	0-0
Penalties-Yards	9-80	3-27
Possession Time	28:07	31:53
Third-Down Conversions	8 of 13	5 of 13
Fourth-Down Conversions	1 of 1	2 of 5
Red-Zone Scores-Chances	3-3	4-5
Sacks By: Number-Yards	4-21	1-7

INDIVIDUAL STATISTICS

RUSHING: Baylor-Bryson Washington 18-123; Dawson Pendergrass 11-68; Richard Reese 1-1; Sawyer Robertson 2-(4-5). WVU-Garrett Greene 22-129; Jahiem White 16-67; CJ Donaldson 9-60; Rodney Gallagher 2-6.

PASSING: Baylor-Sawyer Robertson 26-36-329-0. WVU-Garrett Greene 19-39-237-1.

RECEIVING: Baylor-Josh Cameron 5-101; Monaray Baldwin 3-82; Bryson Washington 5-59; Ashtyn Hawkins 7-52; Michael Trigg 3-21; Gavin Yates 1-7; Dawson Pendergrass 1-5; Hal Presley 1-2. WVU-Hudson Clement 3-71; Kole Taylor 5-56; Justin Robinson 2-36; Traylon Ray 3-22; Rodney Gallagher 2-19; Ric’Darius Farmer 1-16; Jahiem White 1-12; Preston Fox 1-4; CJ Donaldson 1-1.

INTERCEPTIONS: Baylor-Corey Gordon 1-0. WVU-None.

FUMBLES: Baylor-None. WVU-None.

SACKS: Baylor-Jackie Marshall 1-7; Treven Ma’ae 1-7; Matt Jones 1-4; Keaton Thomas 1-3. WVU-Sean Martin 1-7.

TACKLES (UA-A): Baylor-Keaton Thomas 8-4; Matt Jones 5-1; Devyn Bobby 4-2; Devin Lemear 4-2; Jackie Marshall 3-2; Garmon Randolph 3-2; Lorando Johnson 4-1; Corey Gordon 3-2; DJ Coleman 2-1; Kyler Jordan 2-1; Treven Ma’ae 1-1; Reggie Bush 1-1; LeVar Thornton 2-0; Josh White 1-1; Devonte Tezino 1-1; Micah Gifford 2-0; Trey Wilson 1-1; Caden Jenkins 1-0;

2024 GAME RECAPS

2024 OVERALL: 8-5 (HOME 5-1, ROAD 3-3, NEUTRAL 0-1) | BIG 12 CONFERENCE: 6-3 (HOME 3-1, ROAD 3-2, NEUTRAL 0-0)

BAYLOR 20, HOUSTON 10

TDECU STADIUM • HOUSTON, TEXAS

NOV. 23, 2024 • ATTENDANCE: 34,166

BAYLOR 45, KANSAS 17

McLANE STADIUM • WACO, TEXAS

NOV. 30, 2024 • ATTENDANCE: 36,585

The Bears scored on each of their first four drives of the second half and won their sixth-straight game in convincing fashion, 45-17, over Kansas on Saturday afternoon at McLane Stadium in Waco.

Sawyer Robertson threw for 310 yards and four touchdowns while **Bryson Washington** rushed for 192 yards and scored twice, topping the 1,000-yard mark and setting a freshman record for BU (8-4, 6-3). The Bears’ six-game winning streak is its longest to conclude a regular season in program history.

Already leading 21-10 at the half, Baylor scored touchdowns on its first three possessions in the second half to get up 42-17 on a Kansas team (5-7, 4-5) that had knocked off three-straight ranked teams coming into the matchup.

Rolling up a season-high 603 yards of total offense, the Bears had a pair of 100-yard rushers in Washington and sophomore **Dawson Pendergrass** (11-104), and two 100-yard receivers as well in **Monaray Baldwin** (7-119-2TD) and **Josh Cameron** (8-102-1TD).

Washington carried the load in the second half, scoring on touchdown runs of 10 and 1 yards, while Pendergrass hauled in a 20-yard TD catch and run. **Isaiah Hankins**, who hit the left upright on a 53-yard field goal try to end the first half, capped the scoring with a 40-yard field goal with 9:31 left in the game.

Connecting on his first 10 passes, Robertson threw for 199 yards and three touchdowns in the first half alone, connecting on strikes of 36 and 39 yards to Baldwin and a 14-yarder to Cameron that gave the Bears a two-score lead at the half, 21-10.

The Jayhawks got on the board first with running back Devin Neal scoring on a 19-yard touchdown run after a holding penalty was waved off. It took Baylor a little over two minutes to answer with the first of back-to-back TD passes from Robertson to Baldwin.

BU’s second touchdown was set up by a **Devyn Bobby** interception and a 31-yard run by Pendergrass. After KU was held to a 26-yard field goal, the Bears answered with an eight-play, 82-yard scoring drive to make it 21-10. Baylor had another chance late in the half after **Tevin Williams III** forced a fumble that linebacker **Matt Jones** recovered at the Bears’ 29-yard line.

POSTGAME NOTES

- Baylor’s six-game win streak is its longest to end a regular season in program history, and longest win streak since winning nine-straight in 2019.
- BU’s 603 total yards of offense was a season high, and the most since Sept. 11, 2021, vs. Texas Southern.
- This was BU’s first game with two 100+ yard receivers since 2019 and first game with two 100+ yard rushers since 2021. It marked just the third time in program history that the Bears have had two 100+ yard receivers and rushers in the same game.
- Redshirt junior QB **Sawyer Robertson** logged his sixth 3+ TD game of the season and third 300+ yard effort of the year.
- RB **Bryson Washington** became the first freshman RB in program history to eclipse 1,000 yards with his sixth 100+ yard rushing game of the year, also a program freshman record.
- Junior S **Devyn Bobby** became the first Bear with two interceptions in a game since JT Woods did so vs. Ole Miss in the 2021 Sugar Bowl.

SCORING SUMMARY

KANSAS	7	3	7	0	--	17
BAYLOR	14	7	21	3	--	45

1st 5:18 KU Devin Neal 19 yd run (Tabor Allen kick)
1st 2:51 BU Monaray Baldwin 36 yd pass from Sawyer Robertson (Isaiah Hankins kick)
1st 0:59 BU Monaray Baldwin 39 yd pass from Sawyer Robertson (Isaiah Hankins kick)
2nd 9:16 KU Tabor Allen 26 yd field goal
2nd 6:00 BU Josh Cameron 14 yd pass from Sawyer Robertson (Isaiah Hankins kick)
3rd 10:58 BU Bryson Washington 10 yd run (Isaiah Hankins kick)
3rd 6:25 BU Dawson Pendergrass 20 yd pass from Sawyer Robertson (Isaiah Hankins kick)
3rd 5:03 KU Lawrence Arnold 14 yd run (Tabor Allen kick)
3rd 0:07 BU Bryson Washington 1 yd run (Isaiah Hankins kick)
4th 9:31 BU Isaiah Hankins 40 yd field goal

STATISTICS

TEAM STATS	KU	BU
FIRST DOWNS	18	32
RUSHES-YARDS (NET)	31-211	50-293
PASSING YDS (NET)	280	310
Passes Att-Comp-Int	12-23-2	23-31-0
TOTAL OFFENSE PLAYS-YARDS	54-491	81-603
Fumble Returns-Yards	0-0	1-5
Punt Returns-Yards	0-0	0-0
Kickoff Returns-Yards	1-15	1-16
Interception Returns-Yards	0-0	2-21
Punts (Number-Avg)	2-33.5	2-47
Fumbles-Lost	1-1	1-0
Penalties-Yards	2-15	3-35
Possession Time	24:03	35:57
Third-Down Conversions	5 of 11	13 of 17
Fourth-Down Conversions	0 of 1	0 of 0
Red-Zone Scores-Chances	3-6	4-4
Sacks By: Number-Yards	3-23	0-0

INDIVIDUAL STATISTICS

RUSHING: Baylor-Bryson Washington 28-192; Dawson Pendergrass 11-104; Richard Reese 3-9; Jamaal Bell 1-1; Sawyer Robertson 6-(1-1). Kansas-Devin Neal 20-133; Jalon Daniels 5-37; Luke Grimm 2-15; Lawrence Arnold 1-14; Sevon Morrison 3-12.

PASSING: Baylor-Sawyer Robertson 23-31-0-310. Kansas-Jalon Daniels 12-23-2-280.

RECEIVING: Baylor-Monaray Baldwin 7-119; Josh Cameron 8-102; Hal Presley 3-32; Dawson Pendergrass 1-20; Bryson Washington 1-14; Ashtyn Hawkins 1-13; Richard Reese 1-5; Matthew Klopfenstein 1-5. Kansas-Quentin Skinner 3-77; Luke Grimm 3-73; Jared Casey 2-57; Tevita Noa 1-40; Lawrence Arnold 1-22; Trevor Kardell 1-6; Devin Neal 1-5.

INTERCEPTIONS: Baylor-Devyn Bobby 2-21. Kansas-None.

FUMBLES: Baylor-Sawyer Robertson 1-0. Kansas-Tevita Noa 1-1.

SACKS: Baylor-None. Kansas-Tommy Dunn Jr. 1-7; DJ Withers 1-6; JB Brown 1-10.

TACKLES (UA-A): Baylor-Matt Jones 5-3; Jacob Redding 3-2; Devyn Bobby 2-2; Treven Ma’ae 3-1; Keaton Thomas 2-2; Devonte Tezino 4-0; Jackie Marshall 2-1; Devin Lemear 1-2; Lorando Johnson 1-1; Caleb Parker 1-1; Tevin Williams III 1-0; Caden Jenkins 1-0; Corey Gordon 1-0; LeVar Thornton 0-1; Kyler Jordan 1-0; Corey Kelly 1-0. Kansas-OJ Burroughs 9-2; Cornell Wheeler 8-2; JB Brown 6-2; Marvin Grant 7-0; DJ Withers 4-1; Mello Dotson 3-1; Jalen Todd 2-2; Taylor Davis 3-1; Cobee Bryant 2-0; Dylan Downing 2-0; Dean Miller 2-0; Blake Herold 2-0; Kenean Caldwell 1-1; Tommy Dunn Jr. 1-0; Quentin Skinner

2024 GAME RECAPS

2024 OVERALL: 8-5 (HOME 5-1, ROAD 3-3, NEUTRAL 0-1) | BIG 12 CONFERENCE: 6-3 (HOME 3-1, ROAD 3-2, NEUTRAL 0-0)

LSU 44, BAYLOR 31

NRG STADIUM • HOUSTON, TEXAS

DEC. 31, 2024 • ATTENDANCE: 59,940

Baylor football had its six-game winning streak snapped as LSU took advantage of big momentum plays to post a 44-31 win over the Bears in the Kinder’s Texas Bowl, on Tuesday evening in front of 59,940 at NRG Stadium.

LSU (9-4), snapping Baylor’s six-game winning streak, got 10 points off two fourth-down stops, including one on a 36-yard loss on a high snap on fourth-and-1 from the 17. The Tigers also scored on a 41-yard interception return and 95-yard kickoff return to beat the Bears in a bowl game for the first time in three tries. The Bears also had a punt returned for a touchdown called back in the fourth quarter and a third-quarter, fourth-down, red-zone conversion that went for a touchdown but saw the call on the field reversed after Redshirt junior quarterback Sawyer Robertson had a career day, completing 30 of 51 passes for 445 yards and two touchdowns. LSU QB Garrett Nussmeier was equally impressive, completing 24-of-34 for 304 yards and three touchdowns with one interception.

Josh Cameron tied a career high with eight catches for 111 yards and scored his 10th touchdown of the season. With freshman All-American running back Bryson Washington injured in the first half, sophomore Dawson Pendergrass rushed for 63 yards on 21 carries and tied a career high with two touchdowns, adding three catches for 26 yards.

Baylor’s 507 yards total offense was the most LSU has given up all year and ties for the second-most since Missouri tallied 527 on Oct. 7, 2023.

POSTGAME NOTES

- This was the 12th all-time matchup with LSU, with the Tigers leading the series 9-3.
- Baylor drops to 14-14 all-time in bowl games.
- Junior QB **Sawyer Robertson** went 30-for-51 for 445 yards and two TDs, setting career highs in yards, passes and completions. It was the most pasing yards in Texas Bowl history and the most vs. LSU since Florida’s Kyle Trask in 2020.
- Junior S **Devyn Bobby** had a career-high 13 tackles.
- Senior LB **Matt Jones** had eight tackles and passed Trestan Ebner for the most games played in Baylor history (62).
- Senior OLB **Garmon Randolph** picked off his second pass of the year and the third of his career.
- Junior WR **Josh Cameron** had eight catches for 111 yards and a TD, marking his fourth 100+ yard game of the year.

SCORING SUMMARY

BAYLOR	0	17	7	7	--	31
LSU	14	20	0	10	--	44

- 1st 8:31 Green 10 yd pass from Nussmeier (Ramos kick)
1st 6:40 Keys 41 yd interception return (Ramos kick)
2nd 14:54 Cameron 21 yd pass from Robertson (Hankins kick)
2nd 12:16 Hilton 41 yd pass from Nussmeier (Ramos kick)
2nd 8:46 Green 1 yd pass from Nussmeier (Ramos kick)
2nd 1:41 Pendergrass 1 yd rush (Hankins kick)
2nd 1:28 Thomas 95 yd kickoff return (Ramos kick)
2nd 0:00 Hankins 23 yd FG
3rd 6:21 Hawkins 4 yd pass from Robertson (Hankins kick)
4th 14:56 Williams 4 yd rush (Ramos kick)
4th 9:46 Ramos 43 yd FG
4th 6:20 Pendergrass 3 yd rush (Hankins kick)

STATISTICS

TEAM STATS	BU	LSU
FIRST DOWNS	31	20
RUSHES-YARDS (NET)	33-62	27-114
PASSING YDS (NET)	445	313
Passes Att-Comp-Int	30-51-1	24-34-1
TOTAL OFFENSE PLAYS-YARDS	507	427
Fumble Returns-Yards	1-1	0-0
Punt Returns-Yards	0-0	1-17
Kickoff Returns-Yards	2-37	4-155
Interception Returns-Yards	1-17	1-41
Punts (Number-Avg)	2-44	1-35
Fumbles-Lost	2-0	1-1
Penalties-Yards	4-30	6-47
Possession Time	33:02	29:38
Third-Down Conversions	5 of 13	6 of 13
Fourth-Down Conversions	1 of 6	1 of 2
Red-Zone Scores-Chances	4-7	3-4
Sacks By: Number-Yards	0-0	1-7

INDIVIDUAL STATISTICS

RUSHING: Baylor-Dawson Pendergrass 21-63; Bryson Washington 5-24; Richard Reese 2-8; Sawyer Robertson 4-3. LSU-Caden Durham 13-60; Josh Williams 9-42; Garrett Nussmeier 1-7; Kaleb Jackson 3-3; Zavion Thomas 1-2.

PASSING: Baylor-Sawyer Robertson 30-51-1-445. LSU-Garrett Nussmeier 24-34-1-313.

RECEIVING: Baylor-Josh Cameron 8-111; Monaray Baldwin 4-79; Ashtyn Hawkins 4-55; Ketron Jackson Jr. 3-71; Hal Presley 3-40; Matthew Klopfenstein 3-33; Dawson Pendergrass 3-26; Gavin Yates 2-30. LSU-Aaron Anderson 8-100; Trey'Dez Green 6-53; Chris Hilton Jr. 4-114; Zavion Thomas 3-30; Josh Williams 2-14; Caden Durham 1-3.

INTERCEPTIONS: Baylor-Garmon Randolph 1-17. LSU-Davhon Keys 1-41.

SACKS: LSU-Paris Shand 1-7

TACKLES (UA-A): Baylor-Devyn Bobby 8-6; Matt Jones 3-7; Carl Williams IV 3-4; Keaton Thomas 3-4; DJ Coleman 2-4; Treven Ma'ae 2-3; Garmon Randolph 2-2; Devonte Tezino 1-3; Caden Jenkins 2-1; Jackie Marshall 1-2; LeVar Thornton Jr. 2-0; Tevin Williams 1-0; Corey Kelly 0-1; Kendrick Simpkins 0-1; Gavin Yates 0-1; Elinus Noel III 0-1. LSU-Ashton Stamps 5-2; Jardin Gilbert 4-3; Javien Toviano 5-1; Greg Penn III 3-3; Devhon Keys 3-3; Whit Weeks 3-3; West Weeks 1-5; PJ Woodland 4-1; Zy Alexander 2-2; Zaiwon Jones 1-3; Michel Turner Jr. 2-0; Paris Shand 1-1; Gio Paez 0-2; Bradyn Swinson 0-2; Wallace Foster IV 1-0; Dashawn Speaks 1-0; Zavion Thomas 1-0; Aaron Anderson 1-0; Ty'son Edwards 1-0; Ahman Breaux 0-1; Tylen Singleton 0-1; Gabriel Reliford 0-1; Joe Rogers 0-1; Dylan Carpenter 0-1.

PLAYERS



68

OMAR AIGBEDION

OL • 6-3 • 310 • SR. • 1L

KATY, TEXAS (KATY HS / MONTANA STATE)

- Outland Trophy Watch List
- Preseason First-Team All-Big 12 (Phil Steele)
- Preseason Second-Team All-Big 12 (Athlon)
- Preseason Second-Team All-Texas (DCTF)

AIGBEDION CAREER STATISTICS	
OFFENSIVE	
YEAR	G/GS
2024	13/13
2025	
CAREER	13/13



36

TRAVION BARNES

LB • 6-0 • 243 • SR. • TR

ALAMONTE SPRINGS, FLA.

(APOPKA HS / GEORGIA MILITARY ACADEMY / FIU)

- Preseason Second-Team All-Texas (DCTF)
- Preseason Third-Team All-Big 12 (Phil Steele)
- Preseason Fourth-Team All-Big 12 (Athlon)

BARNES CAREER STATISTICS										
DEFENSIVE										
YEAR	G/GS	UT	AT	TT	TFL-YD	QBS-YD	FF/FR	PBU	INT-YD	
2024*	11/11	59	70	129	10.5-31	3.0-14	0/1	0	2-85	
2025										
CAREER	11/11	59	70	129	10.5-31	3.0-14	0/1	0	2-85	

* at FIU

BARNES' CAREER BESTS
Tackles: 16 at Liberty (10/8/24)
Solo Tackles: 8, twice, last at FAU (9/14/24)
Tackles-For-Loss: 3.0 at Liberty (10/8/24)
Interceptions: 1, twice, last vs. MTSU (11/30/24)

BARNES' GAME-BY-GAME DEFENSIVE STATS						
DATE	OPPONENT	UT	AT	TT	PD	INT-YDS
8/29/25	AUBURN					
9/6/25	at SMU					
9/13/25	SAMFORD					
9/20/25	ARIZONA STATE					
10/4/25	KANSAS STATE					
10/18/25	at TCU					
10/25/25	at Cincinnati					
11/1/25	UCF					
11/15/25	UTAH					
11/22/25	at Arizona					
11/29/25	HOUSTON					



24

LOUIS BROWN IV

WR • 6-2 • 192 • SR. • TR

S. LOS ANGELES, CALIF. (INGLEWOOD HS /

COLORADO STATE / SAN DIEGO STATE)

BROWN IV CAREER STATISTICS						
RECEIVING						
YEAR	G/GS	REC	YD	AVG	TD	LP/OPPONENT
2022*	10/2	12	98	8.2	0	24/vs. Utah State
2023*	12/7	47	481	10.2	5	46/at Colorado
2024^	11/6	38	620	16.3	3	44/vs. Texas A&M-Commerce
2025						
CAREER	33/15	97	1,199	12.4	8	46

BROWN'S GAME-BY-GAME RECEIVING STATS						
DATE	OPPONENT	REC	YDS	AVG	TD	TD YDS
8/29/25	AUBURN					
9/6/25	at SMU					
9/13/25	SAMFORD					
9/20/25	ARIZONA STATE					
9/27/25	at Oklahoma State					
10/4/25	KANSAS STATE					
10/18/25	at TCU					
10/25/25	at Cincinnati					
11/1/25	UCF					
11/15/25	UTAH					
11/22/25	at Arizona					
11/29/25	HOUSTON					



3

DEVYN BOBBY

S • 5-11 • 198 • SR. • 3L

DeSOTO, TEXAS (DeSOTO HS)

BOBBY CAREER STATISTICS										
DEFENSIVE										
YEAR	G/GS	UT	AT	TT	TFL-YD	QBS-YD	FF/FR	PBU	INT-YD	
2022	13/0	10	3	13	0.0-0	0.0-0	0/0	0	0-0	
2023	12/12	50	26	76	1.0-1	0.0-0	1/0	6	1-0	
2024	13/13	53	27	80	3.0-7	0.0-0	0/2	3	3-21	
2025										
CAREER	38/25	113	56	169	4.0-8	0.0-0	1/2	9	4-21	

BOBBY'S CAREER BESTS
Tackles: 9, 4x, last vs. Air Force (9/14/24)
Solo Tackles: 7, vs. West Virginia (11/25/23)
Tackles-For-Loss: 1.0, 3x, at Air Force (10/5/24)
Interceptions: 2, vs. Kansas (11/30/24)
Pass Breakups: 2, vs. West Virginia (11/25/23)
Forced Fumbles: 1, vs. Texas Tech (10/7/23)

PLAYERS

BOBBY’S GAME-BY-GAME DEFENSIVE STATS

DATE	OPPONENT	UT	AT	TT	PD	INT-YDS
8/29/25	AUBURN					
9/6/25	at SMU					
9/13/25	SAMFORD					
9/20/25	ARIZONA STATE					
10/4/25	KANSAS STATE					
10/18/25	at TCU					
10/25/25	at Cincinnati					
11/1/25	UCF					
11/15/25	UTAH					
11/22/25	at Arizona					
11/29/25	HOUSTON					

DATE	OPPONENT	UT	AT	TT	PD	INT-YDS
8/31/24	TARLETON	1	1	2	0	0-0
9/7/24	at Utah	5	2	7	0	0-0
9/14/24	AIR FORCE	5	4	9	0	0-0
9/21/24	at Colorado	2	0	2	0	0-0
9/28/24	BYU	4	1	5	0	0-0
10/5/24	at Iowa State	4	1	5	1	0-0
10/19/24	at Texas Tech	6	0	6	1	0-0
10/26/24	OKLAHOMA STATE	4	2	6	0	0-0
11/2/24	TCU	5	3	8	0	0-0
11/16/24	at West Virginia	4	2	6	0	0-0
11/23/24	at Houston	3	2	5	0	1-0
11/30/24	KANSAS	2	2	4	0	2-21
12/31/24	vs. LSU	8	6	14	9	0-0

DATE	OPPONENT	UT	AT	TT	PD	INT-YDS
9/2/23	TEXAS STATE	3	2	5	0	0-0
9/9/23	UTAH	2	4	6	0	0-0
9/16/23	LONG ISLAND	0	1	1	0	0-0
9/23/23	TEXAS	6	2	8	0	0-0
9/30/23	at UCF	5	2	7	1	0-0
10/7/23	TEXAS TECH	5	4	9	1	0-0
10/21/23	at Cincinnati	6	2	8	0	0-0
10/28/23	IOWA STATE	5	4	9	0	1-0
11/4/23	HOUSTON	5	1	6	0	0-0
11/11/23	at Kansas State	4	0	4	1	0-0
11/18/23	at TCU	2	2	4	1	0-0
11/25/23	WEST VIRGINIA	9	7	2	2	0-0



22

REGGIE BUSH II

CB • 6-0 • 195 • RJR. • 2L

FRISCO, TEXAS (INDEPENDENCE HS)

BUSH CAREER STATISTICS

DEFENSIVE

YEAR	G/GS	UT	AT	TT	TFL-YD	QBS-YD	FF/FR	PBU	INT-YD
2022	2/0	0	0	0	0.0-0	0.0-0	0/0	0	0-0
2023	5/0	0	0	0	0.0-0	0.0-0	0/0	0	0-0
2024	12/0	8	5	13	0.0-0	0.0-0	0/0	1	0-0
2025									
CAREER	19/0	8	5	13	0.0-0	0.0-0	0/0	1	0-0

BUSH’S GAME-BY-GAME DEFENSIVE STATS

DATE	OPPONENT	UT	AT	TT	PD	INT-YDS
8/29/25	AUBURN					
9/6/25	at SMU					
9/13/25	SAMFORD					
9/20/25	ARIZONA STATE					
10/4/25	KANSAS STATE					
10/18/25	at TCU					
10/25/25	at Cincinnati					
11/1/25	UCF					
11/15/25	UTAH					
11/22/25	at Arizona					
11/29/25	HOUSTON					



34

JOSH CAMERON

WR • 6-1 • 224 • RSR. • 3L

CEDAR PARK, TEXAS (CEDAR PARK HS)

- Biletnikoff Award Watch List
- Hornung Award Watch List
- Preseason First-Team All-America, PR (Athlon)
- Preseason All-Big 12, PR/KR (Big 12 Media)
- Preseason First-Team All-Texas, WR (DCTF)
- Preseason Second-Team All-Big 12, WR (Athlon, Phil Steele)
- Preseason Second-Team All-Big 12, PR (Phil Steele)

CAMERON CAREER STATISTICS

RECEIVING

YEAR	G/GS	REC	YD	AVG	TD	LP/OPPONENT
2021	3/0	0	0	0.0	0	N/A
2022	13/4	28	386	13.8	0	42/vs. TCU
2023	12/7	21	224	10.7	0	24/at Cincy
2024	13/13	52	754	14.5	10	47/at Utah
2025						
CAREER	41/24	101	1,364	13.5	10	47/at Utah

PUNT RETURNS

YEAR	G/GS	RET	YD	AVG	TD	LONG/OPPONENT
2021	3/0	0	0	0.0	0	0/0
2022	13/4	0	0	0.0	0	0/0
2023	12/7	13	201	15.5	0	70/at Kansas State
2024	13/13	14	290	20.7	0	73/at Texas Tech
2025						
CAREER	41/24	27	491	18.19	0	73/at Texas Tech

CAMERON’S CAREER BESTS

Receptions: 8, vs. Kansas (11/30/24)

Receiving Yards: 125, vs. BYU (9/28/24)

Touchdowns: 3, at Texas Tech (10/19/24)

Longest Reception: 47, at Utah (9/7/24)

Punt Return: 73, at Texas Tech (10/19/24)

CAMERON’S GAME-BY-GAME RECEIVING STATS

DATE	OPPONENT	REC	YDS	AVG	TD	TD YDS
8/29/25	AUBURN					
9/6/25	at SMU					
9/13/25	SAMFORD					
9/20/25	ARIZONA STATE					
9/27/25	at Oklahoma State					
10/4/25	KANSAS STATE					
10/18/25	at TCU					
10/25/25	at Cincinnati					
11/1/25	UCF					
11/15/25	UTAH					
11/22/25	at Arizona					
11/29/25	HOUSTON					

DATE	OPPONENT	REC	YDS	AVG	TD	TD YDS
8/31/24	TARLETON	1	14	14.0	0	--
9/7/24	at Utah	2	59	29.5	1	47
9/14/24	AIR FORCE	5	63	12.6	0	--
9/21/24	at Colorado	1	6	6.0	0	--
9/28/24	BYU	7	125	17.9	2	1, 23
10/5/24	at Iowa State	2	10	5.0	1	4
10/19/24	at Texas Tech	6	75	12.5	3	6, 11, 12
10/26/24	OKLAHOMA STATE	1	13	13.0	0	--
11/2/24	TCU	4	59	14.7	0	--
11/16/24	at West Virginia	5	101	20.2	1	42
11/23/24	at Houston	2	16	8.0	0	--
11/30/24	KANSAS	8	102	12.75	1	14
12/31/24	vs. LSU	8	111	13.9	1	21

PLAYERS

DATE	OPPONENT	REC	YDS	AVG	TD	TD YDS
9/2/23	TEXAS STATE	0	0	0.0	0	--
9/9/23	UTAH	0	0	0.0	0	--
9/16/23	LONG ISLAND	1	11	11.0	0	--
9/23/23	TEXAS	2	19	9.5	0	--
9/30/23	at UCF	0	0	0.0	0	--
10/7/23	TEXAS TECH	2	20	10.0	0	--
10/21/23	at Cincinnati	3	46	15.3	0	--
10/28/23	IOWA STATE	0	0	0.0	0	--
11/4/23	HOUSTON	4	42	10.5	0	--
11/11/23	at Kansas State	5	41	8.2	0	--
11/18/23	at TCU	2	14	7.0	0	--
11/25/23	WEST VIRGINIA	2	31	15.5	0	--

DATE	OPPONENT	REC	YDS	AVG	TD	TD YDS
9/3/22	UALBANY	0	0	0.0	0	--
9/10/22	at BYU	1	1	1.0	0	--
9/17/22	TEXAS STATE	1	14	14.0	0	--
9/24/22	at Iowa State	1	10	10.0	0	--
10/1/22	OKLAHOMA STATE	1	19	19.0	0	--
10/13/22	at West Virginia	0	0	0.0	0	--
10/22/22	KANSAS	2	10	5.0	0	--
10/29/22	at Texas Tech	1	5	5.0	0	--
11/5/22	at Oklahoma	5	72	14.4	0	--
11/12/22	KANSAS STATE	6	83	13.8	0	--
11/19/22	TCU	3	68	22.7	0	--
11/25/22	at Texas	4	48	12.0	0	--
12/22/22	vs. Air Force	3	56	18.6	0	--



33
DJ COLEMAN
S • 6-1 • 210 • JR. • 2L
MESQUITE, TEXAS (HORN HS)

COLEMAN CAREER STATISTICS									
DEFENSIVE									
YEAR	G/GS	UT	AT	TT	TFL-YD	QBS-YD	FF/FR	PBU	INT-YD
2023	11/0	11	4	15	0-0	0-0	0/0	2	0-0
2024	12/1	17	11	28	1.5-3	0-0	0/0	3	0-0
2025									
CAREER	23/1	28	15	43	1.5-3	0-0	0/0	5	0-0

COLEMAN'S CAREER BESTS
Tackles: 6, 3x, last vs. LSU (12/31/24)
Solo Tackles: 5, vs. Utah (9/16/24)
Tackles-For-Loss: 1.0, vs. Air Force (9/14/24)
Pass Breakups: 2, vs. LSU (12/31/24)

COLEMAN'S GAME-BY-GAME DEFENSIVE STATS						
DATE	OPPONENT	UT	AT	TT	PD	INT-YDS
8/29/25	AUBURN					
9/6/25	at SMU					
9/13/25	SAMFORD					
9/20/25	ARIZONA STATE					
10/4/25	KANSAS STATE					
10/18/25	at TCU					
10/25/25	at Cincinnati					
11/1/25	UCF					
11/15/25	UTAH					
11/22/25	at Arizona					
11/29/25	HOUSTON					

DATE	OPPONENT	UT	AT	TT	PBU	INT-YDS
8/31/24	TARLETON	0	0	0	1	0-0
9/7/24	at Utah	1	1	2	0	0-0
9/14/24	AIR FORCE	2	1	3	0	0-0
9/21/24	at Colorado	3	0	3	0	0-0
9/28/24	BYU	0	1	1	0	0-0
10/5/24	at Iowa State	4	2	6	0	0-0
10/19/24	at Texas Tech	DID NOT PLAY				
10/26/24	OKLAHOMA STATE	3	0	3	0	0-0
11/2/24	TCU	0	1	1	0	0-0
11/16/24	at West Virginia	2	1	3	0	0-0
11/23/24	at Houston	0	1	1	0	0-0
11/30/24	KANSAS	0	0	0	0	0-0
12/31/24	vs. LSU	2	4	6	2	0-0

DATE	OPPONENT	UT	AT	TT	PBU	INT-YDS
9/2/23	TEXAS STATE	DID NOT PLAY				
9/9/23	UTAH	5	1	6	1	0-0
9/16/23	LONG ISLAND	0	0	0	0	0-0
9/23/23	TEXAS	1	0	1	0	0-0
9/30/23	at UCF	2	0	2	1	0-0
10/7/23	TEXAS TECH	1	1	2	0	0-0
10/21/23	at Cincinnati	1	0	1	0	0-0
10/28/23	IOWA STATE	0	0	0	0	0-0
11/4/23	HOUSTON	0	0	0	0	0-0
11/11/23	at Kansas State	1	0	1	0	0-0
11/18/23	at TCU	0	2	2	0	0-0
11/25/23	WEST VIRGINIA	0	0	0	0	0-0



42
JEREMY EVANS
LB • 6-1 • 218 • RJR. • 2L
TENAHA, TEXAS (TENAHA HS)

EVANS CAREER STATISTICS									
DEFENSIVE									
YEAR	G/GS	UT	AT	TT	TFL-YD	QBS-YD	FF/FR	QBH	INT-YD
2022	3/0	0	0	0	0.0-0	0.0-0	0/0	0	0-0
2023	11/1	15	2	17	0.0-0	0.0-0	1/0	0	0-0
2024	8/0	0	0	0	0.0-0	0.0-0	0/0	0	0-0
2025									
CAREER	22/1	15	2	17	0.0-0	0.0-0	1/0	0	0-0

EVANS' GAME-BY-GAME DEFENSIVE STATS						
DATE	OPPONENT	UT	AT	TT	PD	INT-YDS
8/29/25	AUBURN					
9/6/25	at SMU					
9/13/25	SAMFORD					
9/20/25	ARIZONA STATE					
10/4/25	KANSAS STATE					
10/18/25	at TCU					
10/25/25	at Cincinnati					
11/1/25	UCF					
11/15/25	UTAH					
11/22/25	at Arizona					
11/29/25	HOUSTON					

DATE	OPPONENT	UT	AT	TT	TFL-YDS	QBS-YDS
9/2/23	TEXAS STATE	0	0	0	0.0-0	0.0-0
9/9/23	UTAH	0	0	0	0.0-0	0.0-0
9/16/23	LONG ISLAND	4	0	4	0.0-0	0.0-0
9/23/23	TEXAS	1	0	1	0.0-0	0.0-0
9/30/23	at UCF	0	0	0	0.0-0	0.0-0
10/7/23	TEXAS TECH	0	1	1	0.0-0	0.0-0
10/21/23	at Cincinnati	1	1	2	0.0-0	0.0-0
10/28/23	IOWA STATE	1	0	1	0.0-0	0.0-0
11/4/23	HOUSTON	0	0	0	0.0-0	0.0-0
11/11/23	at Kansas State	7	0	7	0.0-0	0.0-0
11/18/23	at TCU	0	1	1	0.0-0	0.0-0
11/25/23	WEST VIRGINIA	DNP				

PLAYERS



50
MATTHEW FOBBS-WHITE
OLB • 6-3 • 235 • JR. • TR
MONROE, LA. (NEVILLE HS / TULANE)

FOBBS-WHITE CAREER STATISTICS									
DEFENSIVE									
YEAR	G/GS	UT	AT	TT	TFL-YD	QBS-YD	FF/FR	QBH	INT-YD
2023*	5/0	3	0	3	2.0-10	1.0-6	2/0		0-0
2024*	13/6	13	8	21	7.5-35	4.0-29	1/0		0-0
2025									
CAREER	18/6	16	8	24	9.5-45	5.0-35	3/0		0-0
* at Tulane									

FOBBS-WHITE'S CAREER BESTS
Tackles: 4, twice, last vs. Memphis (11/28/24)
Solo Tackles: 2, 3x, last vs. Memphis (11/28/24)
Tackles-For-Loss: 1.5, at UAB (10/5/24)
Sacks: 1.0, 5x, last at Navy (11/16/24)

FOBBS-WHITE'S GAME-BY-GAME DEFENSIVE STATS						
DATE	OPPONENT	UT	AT	TT	TFL-YDS	QBS-YDS
8/29/25	AUBURN					
9/6/25	at SMU					
9/13/25	SAMFORD					
9/20/25	ARIZONA STATE					
9/27/25	at Oklahoma State					
10/4/25	KANSAS STATE					
10/18/25	at TCU					
10/25/25	at Cincinnati					
11/1/25	UCF					
11/15/25	UTAH					
11/22/25	at Arizona					
11/29/25	HOUSTON					



91
ADONIS FRILOUX
DL • 6-2 • 346 • 5SR. • TR
AMA, LA. (HAHNVILLE HS / TULANE)

FRILOUX CAREER STATISTICS									
DEFENSIVE									
YEAR	G/GS	UT	AT	TT	TFL-YD	QBS-YD	FF/FR	QBH	INT-YD
2020*	10/1	11	8	19	3.5-16	2.5-15	0/0	1	0-0
2021*	8/0	10	13	23	1.0-4	1.0-1	0/0	0	0-0
2022*		did not play							
2023*	5/0	3	4	7	0.0-0	0.0-0	0/0	0	0-0
2024*	14/0	7	6	13	2.0-11	1.0-8	0/0	0	1--2
2025									
CAREER	37/1	31	31	62	6.5-31	1.0-8	0/0	1	1--2
* at Tulane									

FRILOUX'S GAME-BY-GAME DEFENSIVE STATS

DATE	OPPONENT	UT	AT	TT	TFL-YDS	QBS-YDS
8/29/25	AUBURN					
9/6/25	at SMU					
9/13/25	SAMFORD					
9/20/25	ARIZONA STATE					
9/27/25	at Oklahoma State					
10/4/25	KANSAS STATE					
10/18/25	at TCU					
10/25/25	at Cincinnati					
11/1/25	UCF					
11/15/25	UTAH					
11/22/25	at Arizona					
11/29/25	HOUSTON					



69
SIDNEY FUGAR
OL • 6-5 • 343 • RSR. • 1L
WALDORF, MD. (ST. THOMAS MORE /
WESTERN ILLINOIS / SOUTH CAROLINA)

• Preseason Fourth-Team All-Big 12 (Phil Steele)

FUGAR CAREER STATISTICS	
OFFENSIVE	
YEAR	G/GS
2022*	9/9
2023^	10/4
2024	13/8
CAREER	32/21
* at Western Illinois; ^ at South Carolina	



6
ASHTYN HAWKINS
WR • 5-10 • 168 • 6SR. • 1L
DeSOTO, TEXAS (DeSOTO HS / CISCO CC / TEXAS STATE)

A. HAWKINS' CAREER STATISTICS						
RECEIVING						
YEAR	G/GS	REC	YD	AVG	TD	LP/OPPONENT
2021*	12/2	30	284	9.5	1	28/at Georgia State
2022*	9/5	56	587	10.5	7	74/Southern Miss
2023*	13/13	55	874	15.9	3	48/vs. South Alabama
2024	13/10	45	567	12.6	5	35/vs. Air Force
2025						
CAREER	47/30	186	2,312	12.4	16	74/vs. Southern Miss
* at Texas State						

HAWKINS'S BAYLOR CAREER BESTS
Receptions: 7, at West Virginia (11/16/24)
Receiving Yards: 81, vs. Air Force (9/14/24)
Touchdowns: 1, 5x, last vs. LSU (12/31/24)
Longest Reception: 35, twice, last vs. LSU (12/31/24)

PLAYERS

HAWKINS' GAME-BY-GAME RECEIVING STATS

DATE	OPPONENT	REC	YDS	AVG	TD	TD YDS
8/29/25	AUBURN					
9/6/25	at SMU					
9/13/25	SAMFORD					
9/20/25	ARIZONA STATE					
9/27/25	at Oklahoma State					
10/4/25	KANSAS STATE					
10/18/25	at TCU					
10/25/25	at Cincinnati					
11/1/25	UCF					
11/15/25	UTAH					
11/22/25	at Arizona					
11/29/25	HOUSTON					

DATE	OPPONENT	REC	YDS	AVG	TD	TD YDS
8/31/24	TARLETON	2	37	18.5	1	32
9/7/24	at Utah	0	0	0.0	0	N/A
9/14/24	AIR FORCE	4	81	20.3	0	N/A
9/21/24	at Colorado	0	0	0.0	0	N/A
9/28/24	BYU	5	74	14.8	1	15
10/5/24	at Iowa State	3	11	3.66	0	N/A
10/19/24	at Texas Tech	6	69	11.5	0	N/A
10/26/24	OKLAHOMA STATE	4	74	18.5	1	33
11/2/24	TCU	3	36	12.0	0	N/A
11/16/24	at West Virginia	7	52	7.43	1	N/A
11/23/24	at Houston	6	65	10.8	1	23
11/30/24	KANSAS	1	13	13.0	0	N/A
12/31/24	vs. LSU	4	55	13.8	1	35



96
CONNOR HAWKINS
K • 6-2 • 199 • RFR. • RS
AUSTIN, TEXAS (LIBERTY HS)

HAWKINS CAREER STATISTICS

PLACE-KICKING/FIELD GOALS							
YEAR	G	PAT-A	PCT	FG-A	PCT	TP	LONG FG
2024	1	5-5	100.0	0-1	.000	5	-
2025							
CAREER	1	5-5	100.0	0-1	.000	5	-



31
PHOENIX JACKSON
LB • 6-0 • 223 • RSR. • TR
MODESTO, CALIF. (CENTRAL CATHOLIC HS / FRESNO STATE)

JACKSON CAREER STATISTICS

DEFENSIVE									
YEAR	G/GS	UT	AT	TT	TFL-YD	QBS-YD	FF/FR	QBH	INT-YD
2022*	14/0	9	8	17	0.0-0	0.0-0	0/0	0	0-0
2023*	13/0	21	12	33	2.5-8	1.0-1	0/0	1	1-6
2024*	11/0	29	19	48	6.5-43	4.0-36	1/0	5	2-89
2025									
CAREER	38/0	59	39	98	9.0-51	5.0-37	1/0	5	3-95


* at Fresno State

JACKSON'S CAREER BESTS

Tackles: 10, at Utah State (10/13/23)
Solo Tackles: 5, at Utah State (10/13/23)
Tackles-For-Loss: 2.0, 3x, last vs. Hawaii (11/2/24)
Sacks: 2.0, at Washington State (10/12/24)

JACKSON'S GAME-BY-GAME DEFENSIVE STATS

DATE	OPPONENT	UT	AT	TT	TFL-YDS	QBS-YDS
8/29/25	AUBURN					
9/6/25	at SMU					
9/13/25	SAMFORD					
9/20/25	ARIZONA STATE					
9/27/25	at Oklahoma State					
10/4/25	KANSAS STATE					
10/18/25	at TCU					
10/25/25	at Cincinnati					
11/1/25	UCF					
11/15/25	UTAH					
11/22/25	at Arizona					
11/29/25	HOUSTON					



8
CADEN JENKINS
CB • 6-1 • 178 • JR. • 2L
LEWISVILLE, TEXAS (LEWISVILLE HS)

• Preseason Fourth-Team All-Big 12 (Phil Steele)

CADEN JENKINS CAREER STATISTICS

DEFENSIVE									
YEAR	G/GS	UT	AT	TT	TFL-YD	QBS-YD	FF/FR	PBU	INT-YD
2023	12/7	25	12	37	1.0-5	0.0-0	0/2	3	3-11
2024	11/11	19	5	24	0.0-0	0.0-0	0/0	5	1-9
2025									
CAREER	23/18	44	17	61	1.0-5	0.0-0	0/2	8	4-20

JENKINS' CAREER BESTS

Tackles: 7, 2x, at Texas Tech (10/19/24)
Solo Tackles: 6, 2x, at Texas Tech (10/19/24)
Tackles-For-Loss: 1.0, vs. Texas (9/23/23)
Interceptions: 1, 4x, last at Texas Tech (10/19/24)
Fumble Recoveries: 1, 2x, last at TCU (11/18/23)
Pass Breakups: 2, vs. Kansas (11/30/24)

JENKINS' GAME-BY-GAME DEFENSIVE STATS

DATE	OPPONENT	UT	AT	TT	PD	INT-YDS
8/29/25	AUBURN					
9/6/25	at SMU					
9/13/25	SAMFORD					
9/20/25	ARIZONA STATE					
10/4/25	KANSAS STATE					
10/18/25	at TCU					
10/25/25	at Cincinnati					
11/1/25	UCF					
11/15/25	UTAH					
11/22/25	at Arizona					
11/29/25	HOUSTON					

DATE	OPPONENT	UT	AT	TT	PD	INT-YDS
8/31/24	TARLETON	1	0	1	0	0-0
9/7/24	at Utah	1	0	1	0	0-0
9/14/24	AIR FORCE	1	1	2	0	0-0
9/21/24	at Colorado	2	0	2	0	0-0
9/28/24	BYU			DNP		
10/5/24	at Iowa State			DNP		
10/19/24	at Texas Tech	6	1	7	1	1-9
10/26/24	OKLAHOMA STATE	3	2	5	0	0-0
11/2/24	TCU	2	0	2	0	0-0
11/16/24	at West Virginia	1	0	1	1	0-0
11/23/24	at Houston	0	0	0	0	0-0
11/30/24	KANSAS	1	0	1	2	0-0
12/31/24	vs. LSU	2	1	3	1	0-0

PLAYERS

DATE	OPPONENT	UT	AT	TT	PD	INT-YDS
9/2/23	TEXAS STATE	1	1	2	1	0-0
9/9/23	UTAH	0	2	2	1	0-0
9/16/23	LONG ISLAND	0	0	0	0	0-0
9/23/23	TEXAS	6	1	7	0	0-0
9/30/23	at UCF	2	0	2	0	1-5
10/7/23	TEXAS TECH	0	1	1	0	1-0
10/21/23	at Cincinnati	0	1	1	0	0-0
10/28/23	IOWA STATE	1	1	2	0	0-0
11/4/23	HOUSTON	4	1	5	0	1-6
11/11/23	at Kansas State	4	0	4	1	0-0
11/18/23	at TCU	3	3	6	0	0-0
11/25/23	WEST VIRGINIA	3	1	4	0	0-0



12
KELSEY JOHNSON
TE • 6-3 • 248 • RJR. • 2L
RED OAK, TEXAS (RED OAK HS)

K. JOHNSON CAREER STATISTICS						
RECEIVING						
YEAR	G/GS	REC	YD	AVG	TD	LP/OPPONENT
2022	10/4	9	61	6.8	1	14/vs. Air Force (TD)
2023	12/4	11	80	7.3	0	21/vs. Long Island
2024	4/3	0	0	0.0	0	0/0
2025						
CAREER	26/11	20	141	7.1	1	21/vs. Long Island

JOHNSON CAREER BESTS
Receptions: 3, vs. TCU (11/19/22)
Receiving Yards: 30, vs. TCU (11/19/22)
Touchdowns: 1, vs. TCU (11/19/22)
Longest Reception: 21, vs. Long Island (9/16/23)

K. JOHNSON'S GAME-BY-GAME RECEIVING STATS						
DATE	OPPONENT	REC	YDS	AVG	TD	TD YDS
8/29/25	AUBURN					
9/6/25	at SMU					
9/13/25	SAMFORD					
9/20/25	ARIZONA STATE					
9/27/25	at Oklahoma State					
10/4/25	KANSAS STATE					
10/18/25	at TCU					
10/25/25	at Cincinnati					
11/1/25	UCF					
11/15/25	UTAH					
11/22/25	at Arizona					
11/29/25	HOUSTON					

DATE	OPPONENT	REC	YDS	AVG	TD	TD YDS
9/2/23	TEXAS STATE	0	0	0.0	0	--
9/9/23	UTAH	0	0	0.0	0	--
9/16/23	LONG ISLAND	2	28	14.0	0	--
9/23/23	TEXAS	2	18	9.0	0	--
9/30/23	at UCF	0	0	0.0	0	--
10/7/23	TEXAS TECH	0	0	0.0	0	--
10/21/23	at Cincinnati	2	17	8.5	0	--
10/28/23	IOWA STATE	2	5	2.5	0	--
11/4/23	HOUSTON	1	1	1.0	0	--
11/11/23	at Kansas State	1	10	10.0	0	--
11/18/23	at TCU	0	0	0.0	0	--
11/25/23	WEST VIRGINIA	1	1	1.0	0	--

DATE	OPPONENT	REC	YDS	AVG	TD	TD YDS
9/3/22	UALBANY	0	0	0.0	0	--
9/10/22	at BYU	0	0	0.0	0	--
9/17/22	TEXAS STATE	2	9	4.5	0	--
9/24/22	at Iowa State	0	0	0.0	0	--
10/1/22	OKLAHOMA STATE			DNP		
10/13/22	at West Virginia			DNP		
10/22/22	KANSAS			DNP		
10/29/22	at Texas Tech	0	0	0.0	0	--
11/5/22	at Oklahoma	1	0	0.0	0	--
11/12/22	KANSAS STATE	0	0	0.0	0	--
11/19/22	TCU	3	30	10.0	1	12
11/25/22	at Texas	1	2	2.0	0	--
12/22/22	vs. Air Force	2	20	10.0	0	14



40
KYLER JORDAN
OLB • 6-2 • 255 • RJR. • 2L
LUBBOCK, TEXAS (COOPER HS)

JORDAN CAREER STATISTICS									
DEFENSIVE									
YEAR	G/GS	UT	AT	TT	TFL-YD	QBS-YD	FF/FR	QBH	INT-YD
2022	3/0	0	1	1	0.0-0	0.0-0	0/0	0	0-0
2023	12/6	6	6	12	0.5-1	0.0-0	0/0	0	1-3
2024	13/2	11	8	19	2.0-6	0.0-0	0/0	1	0-0
2025									
CAREER	28/8	17	15	32	2.5-7	0.0-0	0/0	1	1-3

JORDAN'S CAREER BESTS
Tackles: 4, 3x, last at Texas Tech (10/19/24)
Solo Tackles: 2, 5x, last at Houston (11/23/24)
Tackles-For-Loss: 1.0, twice, last vs. Kansas (11/30/24)
Interceptions: 1, vs. Utah (9/9/23)

JORDAN'S GAME-BY-GAME DEFENSIVE STATS						
DATE	OPPONENT	UT	AT	TT	TFL-YDS	QBS-YDS
8/29/25	AUBURN					
9/6/25	at SMU					
9/13/25	SAMFORD					
9/20/25	ARIZONA STATE					
9/27/25	at Oklahoma State					
10/4/25	KANSAS STATE					
10/18/25	at TCU					
10/25/25	at Cincinnati					
11/1/25	UCF					
11/15/25	UTAH					
11/22/25	at Arizona					
11/29/25	HOUSTON					

DATE	OPPONENT	UT	AT	TT	TFL-YDS	QBS-YDS
8/31/24	TARLETON STATE	0	1	1	0.0-0	0.0-0
9/7/24	at Utah	0	0	0	0.0-0	0.0-0
9/14/24	AIR FORCE	0	0	0	0.0-0	0.0-0
9/21/24	at Colorado	0	2	2	0.0-0	0.0-0
9/28/24	BYU	2	2	4	0.0-0	0.0-0
10/5/24	at Iowa State	1	0	1	0.0-0	0.0-0
10/19/24	at Texas Tech	2	2	4	0.0-0	0.0-0
10/26/24	OKLAHOMA STATE	0	0	0	0.0-0	0.0-0
11/2/24	TCU	1	0	1	0.0-0	0.0-0
11/16/24	at WEST VIRGINIA	2	1	3	1.0-2	0.0-0
11/23/24	at Houston	2	0	2	0.0-0	0.0-0
11/30/24	KANSAS	1	0	1	1.0-4	0.0-0
12/31/24	vs. LSU	0	0	0	0.0-0	0.0-0

PLAYERS

DATE	OPPONENT	UT	AT	TT	TFL-YDS	QBS-YDS
9/2/23	TEXAS STATE	0	1	1	0.0-0	0.0-0
9/9/23	UTAH	1	3	4	0.5-1	0.0-0
9/16/23	LONG ISLAND	2	0	2	0.0-0	0.0-0
9/23/23	TEXAS	1	0	1	0.0-0	0.0-0
9/30/23	at UCF	0	1	1	0.0-0	0.0-0
10/7/23	TEXAS TECH	0	0	0	0.0-0	0.0-0
10/21/23	at Cincinnati	1	1	2	0.0-0	0.0-0
10/28/23	IOWA STATE	1	0	1	0.0-0	0.0-0
11/4/23	HOUSTON	0	0	0	0.0-0	0.0-0
11/11/23	at Kansas State	0	0	0	0.0-0	0.0-0
11/18/23	at TCU	0	0	0	0.0-0	0.0-0
11/25/23	WEST VIRGINIA	0	0	0	0.0-0	0.0-0



97
COOPER LANZ
DL • 6-4 • 286 • RSR. • 3L
DENTON, TEXAS (GUYER HS)

LANZ CAREER STATISTICS

DEFENSIVE									
YEAR	G/GS	UT	AT	TT	TFL-YD	QBS-YD	FF/FR	QBH	INT-YD
2022	12/0	5	0	5	0.0-0	0.0-0	0/0	0	0-0
2023	11/11	18	16	34	3.0-25	1.0-4	2/0	0	0-0
2024	11/2	7	9	16	1.0-8	1.0-8	0/0	2	0-0
2025									
CAREER	34/13	30	25	55	4.0-33	2.0-12	2/0	2	0-0

LANZ'S CAREER BESTS

Tackles: 6, vs. Utah (9/9/23)
Solo Tackles: 3, 2x, last at Kansas State (11/11/23)
Tackles-For-Loss: 1.5, at UCF (9/30/23)
Sacks: 1.0, 2x, last vs. TCU (11/2/24)
Forced Fumbles: 1, 2x, last at TCU (11/18/23)
Blocked Kicks: 1 (FG), at UCF (9/30/23)

LANZ'S GAME-BY-GAME DEFENSIVE STATS

DATE	OPPONENT	UT	AT	TT	TFL-YDS	QBS-YDS
8/29/25	AUBURN					
9/6/25	at SMU					
9/13/25	SAMFORD					
9/20/25	ARIZONA STATE					
9/27/25	at Oklahoma State					
10/4/25	KANSAS STATE					
10/18/25	at TCU					
10/25/25	at Cincinnati					
11/1/25	UCF					
11/15/25	UTAH					
11/22/25	at Arizona					
11/29/25	HOUSTON					

DATE	OPPONENT	UT	AT	TT	TFL-YDS	QBS-YDS
8/31/24	TARLETON	1	2	3	0.0-0	0.0-0
9/7/24	at Utah	0	1	1	0.0-0	0.0-0
9/14/24	AIR FORCE			DNP		
9/21/24	at Colorado			DNP		
9/28/24	BYU	1	0	1	0.0-0	0.0-0
10/5/24	at Iowa State	0	3	3	0.0-0	0.0-0
10/19/24	at Texas Tech	1	1	2	0.0-0	0.0-0
10/26/24	OKLAHOMA STATE	1	0	1	0.0-0	0.0-0
11/2/24	TCU	2	1	3	1.0-8	1.0-8
11/16/24	at West Virginia	1	0	1	0.0-0	0.0-0
11/23/24	at Houston	0	1	1	0.0-0	0.0-0
11/30/24	KANSAS	0	0	0	0.0-0	0.0-0
12/31/24	vs. LSU	0	0	0	0.0-0	0.0-0

DATE	OPPONENT	UT	AT	TT	TFL-YDS	QBS-YDS
9/2/23	TEXAS STATE	2	0	2	0.0-0	0.0-0
9/9/23	UTAH	3	3	6	0.0-0	0.0-0
9/16/23	LONG ISLAND	0	0	0	0.0-0	0.0-0
9/23/23	TEXAS	2	2	4	0.5-1	0.0-0
9/30/23	at UCF	2	3	5	1.5-5	1.0-4
10/7/23	TEXAS TECH	1	2	3	0.0-0	0.0-0
10/21/23	at Cincinnati	0	2	2	0.0-0	0.0-0
10/28/23	IOWA STATE	2	1	3	0.0-0	0.0-0
11/4/23	HOUSTON			DNP		
11/11/23	at Kansas State	3	0	3	0.0-0	0.0-0
11/18/23	at TCU	1	1	2	1.0-19	0.0-0
11/25/23	WEST VIRGINIA	2	2	4	0.0-0	0.0-0



62
RYAN LENGYEL
OL • 6-6 • 312 • RSR. • 2L
DALLAS, TEXAS (JESUIT PREP)

• Preseason Fourth-Team All-Big 12 (Phil Steele)

LENGYEL CAREER STATISTICS

OFFENSIVE	
YEAR	G/GS
2022	1/0
2023	5/0
2024	13/13
2025	
CAREER	19/13



0
JACKIE MARSHALL
DL • 6-3 • 306 • RSR. • 2L
LAPLACE, LA. (EAST ST. JOHN HS)

• Preseason Second-Team All-Big 12 (Athlon)
• Preseason Second-Team All-Texas (DCTF)
• Preseason Third-Team All-Big 12 (Phil Steele)

MARSHALL'S CAREER STATISTICS

DEFENSIVE									
YEAR	G/GS	UT	AT	TT	TFL-YD	QBS-YD	FF/FR	QBH	INT-YD
2022	12/1	15	7	22	2.0-7	0.0-0	1/1	2	0-0
2024	13/13	22	20	39	6.5-25	3.0-20	1/0	4	0-0
2025									
CAREER	25/14	37	27	64	8.5-32	3.0-20	2/1	6	0-0

MARSHALL'S CAREER BESTS

Tackles: 7, vs. Tarleton (08/31/24)
Solo Tackles: 4, vs. Tarleton (08/31/24)
Tackles-For-Loss: 1.0, 5x, last vs. Kansas (11/30/24)
QB Hurries: 2, at Texas Tech (10/29/22)
Forced Fumbles: 1, 2x, last vs. Air Force (9/14/24)
Fumble Recoveries: 1, vs. Kansas (10/22/22)
Sacks: 1.0, 3x, last at WVU (11/16/24)

PLAYERS

MARSHALL’S GAME-BY-GAME DEFENSIVE STATS

DATE	OPPONENT	UT	AT	TT	TFL-YDS	QBS-YDS
8/29/25	AUBURN					
9/6/25	at SMU					
9/13/25	SAMFORD					
9/20/25	ARIZONA STATE					
9/27/25	at Oklahoma State					
10/4/25	KANSAS STATE					
10/18/25	at TCU					
10/25/25	at Cincinnati					
11/1/25	UCF					
11/15/25	UTAH					
11/22/25	at Arizona					
11/29/25	HOUSTON					

DATE	OPPONENT	UT	AT	TT	TFL-YDS	QBS-YDS
8/31/24	TARLETON	4	3	7	0.5-1	0.0-0
9/7/24	at Utah	2	2	4	1.0-11	1.0-11
9/14/24	AIR FORCE	3	2	5	0.0-0	0.0-0
9/21/24	at Colorado	2	1	3	0.0-0	0.0-0
9/28/24	BYU	2	0	2	0.0-0	0.0-0
10/5/24	at Iowa State	0	4	4	0.5-1	0.0-0
10/19/24	at Texas Tech	0	1	1	0.0-0	0.0-0
10/26/24	OKLAHOMA STATE	1	0	1	0.0-0	0.0-0
11/2/24	TCU	2	1	3	1.0-1	0.0-0
11/16/24	at West Virginia	3	2	5	1.0-7	1.0-7
11/23/24	at Houston	0	1	1	0.0-0	0.0-0
11/30/24	KANSAS	2	1	3	1.0-2	0.0-0
12/31/24	vs. LSU	1	2	3	0.0-0	0.0-0

DATE	OPPONENT	UT	AT	TT	TFL-YDS	QBS-YDS
9/3/22	UALBANY	0	0	0	0.0-0	0.0-0
9/10/22	at BYU			DNP		
9/17/22	TEXAS STATE	2	0	2	0.0-0	0.0-0
9/24/22	at Iowa State	0	0	0	0.0-0	0.0-0
10/1/22	OKLAHOMA STATE	1	1	2	0.0-0	0.0-0
10/13/22	at West Virginia	1	0	1	0.0-0	0.0-0
10/22/22	KANSAS	1	0	1	0.0-0	0.0-0
10/29/22	at Texas Tech	2	0	2	1.0-2	0.0-0
11/5/22	at Oklahoma	1	2	3	0.0-0	0.0-0
11/12/22	KANSAS STATE	3	1	4	0.0-0	0.0-0
11/19/22	TCU	2	1	3	0.0-0	0.0-0
11/25/22	at Texas	1	2	3	0.0-0	0.0-0
12/22/22	vs. Air Force	1	0	1	1.0-5	0.0-0



16
KOBE PRENTICE
WR • 5-11 • 190 • SR. • TR
CALERA, ALA. (CALERA HS / ALABAMA)

PRENTICE CAREER STATISTICS

RECEIVING						
YEAR	G/GS	REC	YD	AVG	TD	LP/OPPONENT
2022*	13/3	31	337	10.9	2	47/vs. Kansas State
2023*	13/0	18	314	17.4	2	79/vs. Arkansas
2024*	10/0	11	129	11.7	1	20/vs. South Florida
2025						
CAREER	36/3	60	780	13.0	5	79/vs. Arkansas

PRENTICE’S GAME-BY-GAME RECEIVING STATS

DATE	OPPONENT	REC	YDS	AVG	TD	TD YDS
8/29/25	AUBURN					
9/6/25	at SMU					
9/13/25	SAMFORD					
9/20/25	ARIZONA STATE					
9/27/25	at Oklahoma State					
10/4/25	KANSAS STATE					
10/18/25	at TCU					
10/25/25	at Cincinnati					
11/1/25	UCF					
11/15/25	UTAH					
11/22/25	at Arizona					
11/29/25	HOUSTON					



72
COLETON PRICE
OL • 6-3 • 318 • RJR. • 2L
BOWIE, TEXAS (BOWIE HS)

- Rimington Trophy Watch List
- Preseason Fourth-Team All-Big 12 (Athlon)

PRICE CAREER STATISTICS

OFFENSIVE	
YEAR	G/GS
2023	8/6
2024	13/13
2025	
CAREER	21/19

PLAYERS



13
SAWYER ROBERTSON
QB • 6-4 • 220 • RSR. • 2L
LUBBOCK, TEXAS (CORONADO HS / MISS. STATE)

- Davey O'Brien Award Watch List
- Manning Award Watch List
- Maxwell Award Watch List
- Wuerffel Trophy Watch List
- Preseason First-Team All-Big 12 (Phil Steele)
- Preseason Second-Team All-Texas (DCTF)
- Preseason Third-Team All-Big 12 (Athlon)

ROBERTSON CAREER STATISTICS

PASSING									
YEAR	G/GS	CMP	ATT	PCT	YDS	TD	INT	LP/OPPONENT	
2021*	1/0	0	0	0.0	0	0	0	N/A	
2022*	5/0	6	11	54.5	23	0	1		
2023	6/3	66	117	56.0	864	2	4	55/ vs. Texas	
2024	12/11	229	368	62.2	3,071	28	8	53/ vs. Oklahoma State	
2025									
CAREER	24/14	301	496	60.7	3,958	30	13	55/ vs. Texas	
BU CAREER	18/14	295	485	60.8	3,958	30	13	55/ vs. Texas	

RUSHING							
YEAR	G/GS	ATT	YD	AVG/A	TD	LR/OPPONENT	
2021*	1/0	0	0	0.0	0	N/A	
2022*	5/0	2	0	0.0	0	8	
2023	6/3	35	69	2.0	1	31/ vs. Texas State	
2024	12/11	63	230	3.7	4	45/ at Colorado	
2025							
CAREER	24/14	100	299	3.1	5	45/ at Colorado	
BU CAREER	18/14	98	299	3.1	5	45/ at Colorado	

* at Mississippi State

ROBERTSON'S CAREER BESTS

PASSING
Attempts: 51, vs. LSU (12/31/24)
Completions: 30, vs. LSU (12/31/24)
Yards: 445, vs. LSU (12/31/24)
Touchdowns: 5, at Texas Tech (10/19/24)
Longest Pass: 55, vs. Texas (9/23/23)
200-Yard Games: 2024 Season (7); Career (9); Last: 445, vs. LSU (12/31/24)
300-Yard Games: 2024 Season (4); Career (4); Last: 445, vs. LSU (12/31/24)

RUSHING
Attempts: 12, vs. BYU (9/28/24)
Yards: 82, at Colorado (9/21/24)
Touchdowns: 1, 5x, vs. Oklahoma State (10/26/24)
Longest Rush: 45, at Colorado (9/21/24)

ROBERTSON'S GAME-BY-GAME PASSING STATS

DATE	OPPONENT	CMP	ATT	YDS	TD	INT	TD Passes
8/29/25	AUBURN						
9/6/25	at SMU						
9/13/25	SAMFORD						
9/20/25	ARIZONA STATE						
9/27/25	at Oklahoma State						
10/4/25	KANSAS STATE						
10/18/25	at TCU						
10/25/25	at Cincinnati						
11/1/25	UCF						
11/15/25	UTAH						
11/22/25	at Arizona						
11/29/25	HOUSTON						

DATE	OPPONENT	CMP	ATT	YDS	TD	INT	TD Passes
8/31/24	TARLETON	3	5	67	1	0	30
9/7/24	at Utah			DNP			
9/14/24	AIR FORCE	18	24	248	0	0	0
9/21/24	at Colorado	11	21	148	2	0	30, 45
9/28/24	BYU	27	48	324	3	2	1, 15, 23
10/5/24	at Iowa State	25	44	258	3	1	4, 8, 25
10/19/24	at Texas Tech	21	32	274	5	0	6, 11, 35, 24, 12
10/26/24	OKLAHOMA STATE	11	19	222	3	1	12, 1, 33
11/2/24	TCU	19	34	242	0	0	0
11/16/24	at West Virginia	26	36	329	3	0	22, 43, 40
11/23/24	at Houston	15	23	204	2	3	5, 13
11/30/24	KANSAS	23	31	310	4	0	36, 39, 14, 20
12/31/24	vs. LSU	30	51	445	2	1	21, 4

DATE	OPPONENT	CMP	ATT	YDS	TD	INT	TD Passes
9/2/23	TEXAS STATE	6	12	113	0	1	--
9/9/23	UTAH	12	28	218	0	2	--
9/16/23	LONG ISLAND	10	22	113	1	0	3
9/23/23	TEXAS	20	35	203	0	1	--
9/30/23	at UCF			DNP			
10/7/23	TEXAS TECH			DNP			
10/21/23	at Cincinnati			DNP			
10/28/23	IOWA STATE			DNP			
11/4/23	HOUSTON			DNP			
11/11/23	at Kansas State			DNP			
11/18/23	at TCU	1	1	2	0	0	--
11/25/23	WEST VIRGINIA	17	19	215	1	0	38

ROBERTSON'S GAME-BY-GAME RUSHING STATS

DATE	OPPONENT	ATT	YDS	AVG	TD	TD YDS
8/29/25	AUBURN					
9/6/25	at SMU					
9/13/25	SAMFORD					
9/20/25	ARIZONA STATE					
9/27/25	at Oklahoma State					
10/4/25	KANSAS STATE					
10/18/25	at TCU					
10/25/25	at Cincinnati					
11/1/25	UCF					
11/15/25	UTAH					
11/22/25	at Arizona					
11/29/25	HOUSTON					

DATE	OPPONENT	ATT	YDS	AVG	TD	TD YDS
8/31/24	TARLETON	0	0	0.0	0	---
9/7/24	at Utah			DNP		
9/14/24	AIR FORCE	3	5	1.7	1	6
9/21/24	at Colorado	9	82	9.1	1	45
9/28/24	BYU	12	29	2.4	1	20
10/5/24	at Iowa State	3	31	10.3	0	---
10/19/24	at Texas Tech	4	16	4.0	0	---
10/26/24	OKLAHOMA STATE	8	73	9.1	1	41
11/2/24	TCU	9	28	3.1	0	---
11/16/24	at West Virginia	2	-5	-2.5	0	---
11/23/24	at Houston	3	-14	-4.6	0	---
11/30/24	KANSAS	6	-11	-1.8	0	---
12/31/24	vs. LSU	4	3	0.8	0	---

PLAYERS


DATE	OPPONENT	ATT	YDS	AVG	TD	TD YDS
9/2/23	TEXAS STATE	3	14	4.7	0	--
9/9/23	UTAH	5	19	3.8	1	4
9/16/23	LONG ISLAND	1	14	14.0	0	---
9/23/23	TEXAS	10	-14	-1.4	0	--
9/30/23	at UCF			DNP		
10/7/23	TEXAS TECH			DNP		
10/21/23	at Cincinnati			DNP		
10/28/23	IOWA STATE			DNP		
11/4/23	HOUSTON			DNP		
11/11/23	at Kansas State			DNP		
11/18/23	at TCU	1	3	3.0	0	--
11/25/23	WEST VIRGINIA	15	33	2.2	0	--



74
KADEN SIERACKI
OL • 6-9 • 317 • RJR. • 2L
THE WOODLANDS, TEXAS (THE WOODLANDS HS)

SIERACKI CAREER STATISTICS

OFFENSIVE	
YEAR	G/GS
2023	12/7
2024	13/3
2025	
CAREER	25/10



16
KENDRICK SIMPKINS
S • 6-0 • 199 • 6SR. • 1L
MONTGOMERY, ALA. (LEE HS / WESTERN KENTUCKY)

SIMPKINS CAREER STATISTICS

DEFENSIVE									
YEAR	G/GS	UT	AT	TT	TFL-YD	QBS-YD	FF/FR	PBU	INT-YDS
2020*	6/0	2	1	4	0.0-0	0.0-0	0/0	1	0-0
2021*	12/1	18	3	21	0.0-0	0.0-0	0/0	3	0-0
2022*	12/9	28	14	42	1.0-4	0.0-0	1/0	4	1-0
2023*	12/12	33	19	52	11.0-69	6.5-59	4/0	1	0-0
2024	5/0	4	4	8	0.5-2	0.0-0	0/0	0	0-0
2025									
CAREER	47/23	85	41	126	12.5-75	6.5-59	5/0	9	1-0

* at Western Kentucky

SIMPKINS GAME-BY-GAME DEFENSIVE STATS

DATE	OPPONENT	UT	AT	TT	PD	INT-YDS
8/29/25	AUBURN					
9/6/25	at SMU					
9/13/25	SAMFORD					
9/20/25	ARIZONA STATE					
10/4/25	KANSAS STATE					
10/18/25	at TCU					
10/25/25	at Cincinnati					
11/1/25	UCF					
11/15/25	UTAH					
11/22/25	at Arizona					
11/29/25	HOUSTON					

DATE	OPPONENT	UT	AT	TT	PD	INT-YDS
8/31/24	TARLETON	2	2	4	0	0-0
9/7/24	at Utah	0	1	1	0	0-0
9/14/24	AIR FORCE	1	0	1	0	0-0
9/21/24	at Colorado	1	0	1	0	0-0
9/28/24	BYU			DNP		
10/5/24	at Iowa State			DNP		
10/19/24	at Texas Tech			DNP		
10/26/24	OKLAHOMA STATE			DNP		
11/2/24	TCU			DNP		
11/16/24	at West Virginia			DNP		
11/23/24	at Houston			DNP		
12/31/24	vs. LSU	0	1	1	0	0-0



59
DEVONTE TEZINO
DL • 6-5 • 294 • RJR. • 2L
KILLEEN, TEXAS (ELLISON HS)

TEZINO CAREER STATISTICS

DEFENSIVE									
YEAR	G/GS	UT	AT	TT	TFL-YD	QBS-YD	FF/FR	QBH	INT-YD
2023	4/0	3	2	5	2.0-2	1.0-1	1/0	0	0-0
2024	11/0	14	11	25	3.0-6	0.0-0	0/1	0	0-0
2025									
CAREER	15/0	17	13	30	5.0-8	1.0-1	1/1	0	0-0

TEZINO GAME-BY-GAME DEFENSIVE STATS

DATE	OPPONENT	UT	AT	TT	TFL-YDS	QBS-YDS
8/29/25	AUBURN					
9/6/25	at SMU					
9/13/25	SAMFORD					
9/20/25	ARIZONA STATE					
9/27/25	at Oklahoma State					
10/4/25	KANSAS STATE					
10/18/25	at TCU					
10/25/25	at Cincinnati					
11/1/25	UCF					
11/15/25	UTAH					
11/22/25	at Arizona					
11/29/25	HOUSTON					

DATE	OPPONENT	UT	AT	TT	TFL-YDS	QBS-YDS
8/31/24	TARLETON			DNP		
9/7/24	at Utah			DNP		
9/14/24	AIR FORCE	0	1	1	0.0-0	0.0-0
9/21/24	at Colorado	1	0	1	0.0-0	0.0-0
9/28/24	BYU	1	1	2	1.0-4	0.0-0
10/5/24	at Iowa State	2	5	7	1.0-1	0.0-0
10/19/24	at Texas Tech	0	0	0	0.0-0	0.0-0
10/26/24	OKLAHOMA STATE	2	0	2	0.0-0	0.0-0
11/2/24	TCU	0	0	0	0.0-0	0.0-0
11/16/24	at West Virginia	1	1	2	0.0-0	0.0-0
11/23/24	at Houston	2	0	2	0.0-0	0.0-0
11/30/24	KANSAS	4	0	4	1.0-1	0.0-0
12/31/24	vs. LSU	1	3	4	0.0-0	0.0-0

PLAYERS



11

KEATON THOMAS

LB • 6-2 • 229 • RJR. • 1L

JACKSONVILLE, FLA.

(TRINITY HS / WEST VIRGINIA / NE MISS. CC)

- Chuck Bednarik Award Watch List
- Bronko Nagurski Trophy Watch List
- Butkus Award Watch List
- Preseason Fourth-Team All-America (Athlon, Phil Steele)
- Preseason All-Big 12 (Big 12 Media)
- Preseason First-Team All-Big 12 (Athlon, Phil Steele)
- Preseason First-Team All-Texas (DCTF)

THOMAS' CAREER STATISTICS									
DEFENSIVE									
YEAR	G/GS	UT	AT	TT	TFL-YD	QBS-YD	FF/FR	PBU	INT-YD
2024	13/13	58	56	114	7.0-19	2.5-12	0/0	0	1-35
2025									
CAREER	13/13	58	56	114	7.0-19	2.5-12	0/0	0	1-35

THOMAS' CAREER BESTS

Tackles: 13, at Houston (11/23/24)

Solo Tackles: 8, at WVU (11/24/24)

Tackles for Loss: 2.0, 2x, last at Houston (11/23/24)

Sacks: 1.0, 2x, last at WVU (11/24/24)

Interceptions: 1, vs. Tarleton (8/31/24)

THOMAS' GAME-BY-GAME DEFENSIVE STATS						
DATE	OPPONENT	UT	AT	TT	TFL-YDS	QBS-YDS
8/29/25	AUBURN					
9/6/25	at SMU					
9/13/25	SAMFORD					
9/20/25	ARIZONA STATE					
9/27/25	at Oklahoma State					
10/4/25	KANSAS STATE					
10/18/25	at TCU					
10/25/25	at Cincinnati					
11/1/25	UCF					
11/15/25	UTAH					
11/22/25	at Arizona					
11/29/25	HOUSTON					

DATE	OPPONENT	UT	AT	TT	TFL-YDS	QBS-YDS
8/31/24	TARLETON	5	2	7	0.0-0	0.0-0
9/7/24	at Utah	6	6	12	0.0-0	0.0-0
9/14/24	AIR FORCE	4	4	8	0.0-0	0.0-0
9/21/24	at Colorado	7	2	9	1.0-7	1.0-7
9/28/24	BYU	5	3	8	1.0-2	0.0-0
10/5/24	at Iowa State	3	5	8	0.0-0	0.0-0
10/19/24	at Texas Tech	2	5	7	0.0-0	0.0-0
10/26/24	OKLAHOMA STATE	3	4	7	1.0-2	0.0-0
11/2/24	TCU	5	7	12	0.0-0	0.0-0
11/16/24	at West Virginia	8	4	12	1.0-3	1.0-3
11/23/24	at Houston	5	5	10	2.0-4	0.5-2
11/30/24	KANSAS	2	2	4	0.0-0	0.0-0
12/31/24	vs. LSU	3	4	7	0.0-0	0.0-0



25

LEVAR THORNTON JR.

CB • 6-3 • 182 • RSO. • 1L

FORT WORTH, TEXAS (TIMBER CREEK HS)

THORNTON CAREER STATISTICS									
DEFENSIVE									
YEAR	G/GS	UT	AT	TT	TFL-YD	QBS-YD	FF/FR	PBU	INT-YD
2023	4/0	1	2	3	0.0-0	0.0-0	0/0	0	0-0
2024	13/0	5	3	8	0.0-0	0.0-0	0/1	0	1-0
2025									
CAREER	17/0	6	5	11	0.0-0	0.0-0	0/1	0	1-0

THORNTON'S GAME-BY-GAME DEFENSIVE STATS						
DATE	OPPONENT	UT	AT	TT	PD	INT-YDS
8/29/25	AUBURN					
9/6/25	at SMU					
9/13/25	SAMFORD					
9/20/25	ARIZONA STATE					
10/4/25	KANSAS STATE					
10/18/25	at TCU					
10/25/25	at Cincinnati					
11/1/25	UCF					
11/15/25	UTAH					
11/22/25	at Arizona					
11/29/25	HOUSTON					



1

MICHAEL TRIGG

TE • 6-4 • 240 • RSR. • 1L

TAMPA, FLA. (CARROLLWOOD DAY HS / USC / OLE MISS)

- John Mackey Award Watch List
- Preseason Second-Team All-Big 12 (Athlon)
- Preseason Third-Team All-Big 12 (Phil Steele)

TRIGG CAREER STATISTICS							
RECEIVING							
YEAR	G/GS	REC	YD	AVG	TD	LP/OPPONENT	
2021*	6/0	7	109	15.6	1	46/vs. Colorado	
2022^	7/6	17	156	9.2	3	28/vs. Central Arkansas	
2023^	3/0	4	65	16.3	1	21/at Tulane	
2024	11/6	30	395	13.2	3	42/at Houston	
2025							
CAREER	27/12	58	725	12.5	8	46/vs. Colorado*	

* at Southern California; ^ at Ole Miss

TRIGG CAREER BESTS

Receptions: 6, at Iowa State (10/5/24)

Receiving Yards: 96, at Houston (11/23/24)

Touchdowns: 3, vs. Central Arkansas (9/10/22)

PLAYERS

TRIGG'S GAME-BY-GAME RECEIVING STATS

DATE	OPPONENT	REC	YDS	AVG	TD	TD YDS
8/29/25	AUBURN					
9/6/25	at SMU					
9/13/25	SAMFORD					
9/20/25	ARIZONA STATE					
9/27/25	at Oklahoma State					
10/4/25	KANSAS STATE					
10/18/25	at TCU					
10/25/25	at Cincinnati					
11/1/25	UCF					
11/15/25	UTAH					
11/22/25	at Arizona					
11/29/25	HOUSTON					

DATE	OPPONENT	REC	YDS	AVG	TD	TD YDS
8/31/24	TARLETON	2	33	16.4	1	17
9/7/24	at Utah	4	27	6.75	0	N/A
9/14/24	AIR FORCE	4	49	12.3	0	N/A
9/21/24	at Colorado	0	0	0.0	0	N/A
9/28/24	BYU			DNP		
10/5/24	at Iowa State	6	61	10.2	1	4
10/19/24	at Texas Tech	1	19	19.0	0	N/A
10/26/24	OKLAHOMA STATE	1	38	38.0	0	N/A
11/2/24	TCU	5	51	10.1	0	N/A
11/16/24	at West Virginia	3	21	7.0	0	N/A
11/23/24	at Houston	4	96	24.0	1	5
11/30/23	KANSAS	0	0	0.0	0	N/A
12/31/24	vs. LSU			DNP		



17

TYLER TURNER

S • 6-0 • 197 • RSO. • TR
SAN ANTONIO, TEXAS (BRENNAN HS / OREGON)

TYLER TURNER CAREER STATISTICS

DEFENSIVE									
YEAR	G/GS	UT	AT	TT	TFL-YD	QBS-YD	FF/FR	PBU	INT-YD
2023*	4/0	0	0	0	0.0-0	0.0-0	0/0	0	0-0
2024*	13/0	2	5	7	0.0-0	0.0-0	0/0	1	0-0
2025									
CAREER	17/0	2	5	7	0.0-0	0.0-0	0/0	1	0-0

* at Oregon

TURNER'S GAME-BY-GAME DEFENSIVE STATS

DATE	OPPONENT	UT	AT	TT	PD	INT-YDS
8/29/25	AUBURN					
9/6/25	at SMU					
9/13/25	SAMFORD					
9/20/25	ARIZONA STATE					
10/4/25	KANSAS STATE					
10/18/25	at TCU					
10/25/25	at Cincinnati					
11/1/25	UCF					
11/15/25	UTAH					
11/22/25	at Arizona					
11/29/25	HOUSTON					



30

BRYSON WASHINGTON

RB • 6-0 • 216 • RSO. • 1L
FRANKLIN, TEXAS (FRANKLIN HS)

- Maxwell Award Watch List
- Doak Walker Award Watch List
- Preseason Third-Team All-America (Athlon)
- Preseason All-Big 12 (Big 12 Media)
- Preseason First-Team All-Big 12 (Athlon, Phil Steele)
- Preseason First-Team All-Texas (DCTF)

WASHINGTON CAREER STATISTICS

RUSHING						
YEAR	G/GS	ATT	YD	AVG	TD	LR/OPPONENT
2023	3/0	10	45	4.5	0	11/vs. Long Island
2024	11/11	175	1,028	5.9	12	51/at West Virginia
2025						
CAREER	14/11	185	1,073	5.8	12	51/at West Virginia

RECEIVING						
YEAR	G/GS	REC	YD	AVG	TD	LP/OPPONENT
2023	3/0	1	1	1.0	0	1/vs. Long Island
2024	11/11	22	217	9.9	1	23/2x, last at Iowa State
2025						
CAREER	14/11	23	218	9.5	1	23/2x, last at Iowa State

WASHINGTON'S CAREER BESTS

RUSHING
Attempts: 28, 2x, last vs. Kansas (11/30/24)
Yards: 196, vs. TCU (11/2/24)
Touchdowns: 4, vs. TCU (11/2/24)
Longest Rush: 51, at WVU (11/16/24)
100-Yard Games: 2024 Season (6); Career (6); Last: 192 vs. Kansas (11/30/24)
Multi-TD Games: 2024 Season (4); Career (4); Last: 2 vs. Kansas (11/30/24)

RECEIVING
Receptions: 6, vs. BYU (9/28/24)
Receiving Yards: 59, at West Virginia (11/16/24)
Touchdowns: 1 at West Virginia (11/16/24)
Longest Reception: 23, vs. Air Force (9/14/24)

WASHINGTON'S GAME-BY-GAME RUSHING STATS

DATE	OPPONENT	ATT	YDS	AVG	TD	TD YDS
8/29/25	AUBURN					
9/6/25	at SMU					
9/13/25	SAMFORD					
9/20/25	ARIZONA STATE					
9/27/25	at Oklahoma State					
10/4/25	KANSAS STATE					
10/18/25	at TCU					
10/25/25	at Cincinnati					
11/1/25	UCF					
11/15/25	UTAH					
11/22/25	at Arizona					
11/29/25	HOUSTON					

PLAYERS

DATE	OPPONENT	ATT	YDS	AVG	TD	TD YDS
8/31/24	TARLETON			DNP		
9/7/24	at Utah			DNP		
9/14/24	AIR FORCE	12	106	8.8	1	19
9/21/24	at Colorado	10	21	2.1	0	--
9/28/24	BYU	13	31	2.4	0	--
10/5/24	at Iowa State	8	28	3.5	0	--
10/19/24	at Texas Tech	10	116	11.6	2	1, 1
10/26/24	OKLAHOMA STATE	17	78	4.6	0	--
11/2/24	TCU	26	196	7.5	4	8, 40, 35, 1
11/16/24	at West Virginia	18	123	6.8	3	22, 51, 8
11/23/24	at Houston	28	113	4.1	0	--
11/30/23	KANSAS	28	192	6.9	2	10, 1
12/31/24	vs. LSU	5	24	4.8	0	--

DATE	OPPONENT	ATT	YDS	AVG	TD	TD YDS
9/2/23	TEXAS STATE			DNP		
9/9/23	UTAH	0	0	0.0	0	--
9/16/23	LONG ISLAND	10	45	4.5	0	--
9/23/23	TEXAS			DNP		
9/30/23	at UCF	0	0	0.0	0	--
10/7/23	TEXAS TECH			DNP		
10/21/23	at Cincinnati			DNP		
10/28/23	IOWA STATE			DNP		
11/4/23	HOUSTON			DNP		
11/11/23	at Kansas State			DNP		
11/18/23	at TCU			DNP		
11/25/23	WEST VIRGINIA			DNP		

WASHINGTON'S GAME-BY-GAME RECEIVING STATS

DATE	OPPONENT	REC	YDS	AVG	TD	TD YDS
8/29/25	AUBURN					
9/6/25	at SMU					
9/13/25	SAMFORD					
9/20/25	ARIZONA STATE					
9/27/25	at Oklahoma State					
10/4/25	KANSAS STATE					
10/18/25	at TCU					
10/25/25	at Cincinnati					
11/1/25	UCF					
11/15/25	UTAH					
11/22/25	at Arizona					
11/29/25	HOUSTON					

DATE	OPPONENT	REC	YDS	AVG	TD	TD YDS
8/31/24	TARLETON			DNP		
9/7/24	at Utah			DNP		
9/14/24	AIR FORCE	1	23	23.0	0	--
9/21/24	at Colorado	2	14	7.0	0	--
9/28/24	BYU	6	37	6.2	0	--
10/5/24	at Iowa State	1	23	23.0	0	--
10/19/24	at Texas Tech	3	24	8.0	0	--
10/26/24	OKLAHOMA STATE	0	0	0.0	0	--
11/2/24	TCU	2	22	11.0	-	--
11/16/24	at West Virginia	5	59	11.8	1	22
11/23/24	at Houston	1	1	1.0	0	--
11/30/24	KANSAS	1	14	14.0	0	--
12/31/24	vs. LSU	0	0	0.0	0	--



94
PALMER WILLIAMS

P • 6-2 • 203 • JR. • 2L
ADVANCE, N.C. (DAVIE HS)

- Ray Guy Award Watch List
- Preseason First-Team All-America (The Athletic)
- Preseason Second-Team All-America (Phil Steele, The Sporting News, CBS Sports)
- Preseason Third-Team All-America (Athlon)
- Preseason All-Big 12 (Big 12 Media)
- Preseason First-Team All-Big 12 (Athlon, Phil Steele)

P. WILLIAMS CAREER STATISTICS

PUNTING							
YEAR	ATT	YDS	AVG	LONG	TB	I20	50+
2023	37	1,594	43.08	53	1	8	6
2024	43	2,122	49.35	79	5	15	22
2025							
CAREER	80	3,716	46.45	79	6	23	28

P. WILLIAMS CAREER BESTS

Longest: 79 yards, at Utah (9/7/24)
Most Punts: 6, 4x, last vs. BYU (9/28/24)

P. WILLIAMS' GAME-BY-GAME PUNTING STATS

DATE	OPPONENT	NO	YDS	AVG	IN20	50+	Long
8/29/25	AUBURN						
9/6/25	at SMU						
9/13/25	SAMFORD						
9/20/25	ARIZONA STATE						
9/27/25	at Oklahoma State						
10/4/25	KANSAS STATE						
10/18/25	at TCU						
10/25/25	at Cincinnati						
11/1/25	UCF						
11/15/25	UTAH						
11/22/25	at Arizona						
11/29/25	HOUSTON						

DATE	OPPONENT	NO	YDS	AVG	IN20	50+	Long
8/31/24	TARLETON	2	87	43.5	1	1	50
9/7/24	at Utah	6	376	62.7	2	6	79
9/14/24	AIR FORCE	0	0	0.0	0	0	0
9/21/24	at Colorado	6	296	49.3	1	3	55
9/28/24	BYU	3	148	49.3	0	2	52
10/5/24	at Iowa State	4	189	47.25	2	1	56
10/19/24	at Texas Tech	4	196	49.0	2	1	63
10/26/24	OKLAHOMA STATE	3	140	46.7	1	2	57
11/2/24	TCU	4	192	48.0	2	2	62
11/16/24	at West Virginia	3	136	45.3	0	1	52
11/23/24	at Houston	4	180	45.0	1	1	57
11/30/24	KANSAS	2	94	47.0	2	1	50
12/31/24	vs. LSU	2	88	44.0	1	1	52

DATE	OPPONENT	NO	YDS	AVG	IN20	Long
9/2/23	TEXAS STATE	2	81	40.5	0	51
9/9/23	UTAH	4	186	46.5	1	51
9/16/23	LONG ISLAND	2	94	47.0	0	53
9/23/23	TEXAS	6	268	44.7	1	52
9/30/23	at UCF	3	132	44.0	0	50
10/7/23	TEXAS TECH	3	119	39.7	0	43
10/21/23	at Cincinnati	2	99	49.5	1	51
10/28/23	IOWA STATE	4	150	37.5	1	47
11/4/23	HOUSTON	2	80	40.0	0	46
11/11/23	at Kansas State	4	168	42.0	2	46
11/18/23	at TCU	2	92	46.0	0	49
11/25/23	WEST VIRGINIA	3	123	41.0	2	49

PLAYERS



27
TEVIN WILLIAMS III

CB • 6-1 • 199 • RSR. • 3L
STILLWATER, OKLA. (STILLWATER HS)

T. WILLIAMS CAREER STATISTICS									
DEFENSIVE									
YEAR	G/GS	UT	AT	TT	TFL-YD	QBS-YD	FF/FR	PBU	INT-YD
2021	3/0	0	0	0	0.0-0	0.0-0	0/0	0	0-0
2022	12/0	9	1	10	1.0-2	0.0-0	0/0	1	1-0
2023	5/4	10	5	15	0.5-1	0.0-0	0/0	1	0-0
2024	9/3	13	2	15	1.0-1	0.0-0	1/0	0	0-0
2025									
CAREER	29/7	32	8	40	2.5-4	0.0-0	1/0	2	1-0

T. WILLIAMS' CAREER BESTS
Tackles: 5, 2x, last vs. Texas State (9/2/23)
Solo Tackles: 5, vs. Air Force (12/22/22)
Tackles-For-Loss: 1.0, vs. Air Force (12/22/22)
Pass Breakups: 1, 2x, last vs. Texas State (9/2/23)
Interceptions: 1, at Texas Tech (10/29/22)

T. WILLIAMS' GAME-BY-GAME DEFENSIVE STATS						
DATE	OPPONENT	UT	AT	TT	PD	INT-YDS
8/29/25	AUBURN					
9/6/25	at SMU					
9/13/25	SAMFORD					
9/20/25	ARIZONA STATE					
10/4/25	KANSAS STATE					
10/18/25	at TCU					
10/25/25	at Cincinnati					
11/1/25	UCF					
11/15/25	UTAH					
11/22/25	at Arizona					
11/29/25	HOUSTON					
DATE	OPPONENT	UT	AT	TT	PD	INT-YDS
8/31/24	TARLETON			DNP		
9/7/24	at Utah			DNP		
9/14/24	AIR FORCE			DNP		
9/21/24	at Colorado	1	1	2	0	0-0
9/28/24	BYU	4	0	4	0	0-0
10/5/24	at Iowa State	2	0	2	0	0-0
10/19/24	at Texas Tech			DNP		
10/26/24	OKLAHOMA STATE	3	0	3	0	0-0
11/2/24	TCU	0	0	0	0	0-0
11/16/24	at West Virginia	1	0	1	0	0-0
11/23/24	at Houston	0	1	1	0	0-0
11/30/24	KANSAS	1	0	1	0	0-0
12/31/24	vs. LSU	1	0	1	0	0-0
DATE	OPPONENT	UT	AT	TT	PD	INT-YDS
9/2/23	TEXAS STATE	3	2	5	1	0-0
9/9/23	UTAH			DNP		
9/16/23	LONG ISLAND			DNP		
9/23/23	TEXAS			DNP		
9/30/23	at UCF	1	0	1	0	0-0
10/7/23	TEXAS TECH	4	0	4	0	0-0
10/21/23	at Cincinnati	1	1	2	0	0-0
10/28/23	IOWA STATE	1	2	3	0	0-0
11/4/23	HOUSTON			DNP		
11/11/23	at Kansas State			DNP		
11/18/23	at TCU			DNP		
11/25/23	WEST VIRGINIA			DNP		



15
CARL WILLIAMS IV

S • 6-1 • 192 • JR. • 2L
BATON ROUGE, LA. (SOUTHERN LAB HS)

WILLIAMS CAREER STATISTICS									
DEFENSIVE									
YEAR	G/GS	UT	AT	TT	TFL-YD	QBS-YD	FF/FR	PBU	INT-YD
2023	12/5	16	4	20	1.0-1	0.0-0	1/0	3	1-0
2024	8/7	19	16	35	5.0-15	1.0-6	1/0	1	0-0
2025									
CAREER	20/12	35	20	55	6.0-16	1.0-6	2/0	4	1-0

C. WILLIAMS' CAREER BESTS
Tackles: 7, twice, last vs. LSU (12/31/24)
Solo Tackles: 4, 3x, last vs. TCU (11/2/24)
Tackles-For-Loss: 1.5, at Texas Tech (10/19/24)
Pass Breakups: 1, 3x, last vs. BYU (9/28/24)
Interceptions: 1, vs. LIU (9/16/23)
Forced Fumbles: 1, vs. Houston (11/4/23)

C. WILLIAMS' GAME-BY-GAME DEFENSIVE STATS						
DATE	OPPONENT	UT	AT	TT	PD	INT-YDS
8/29/25	AUBURN					
9/6/25	at SMU					
9/13/25	SAMFORD					
9/20/25	ARIZONA STATE					
10/4/25	KANSAS STATE					
10/18/25	at TCU					
10/25/25	at Cincinnati					
11/1/25	UCF					
11/15/25	UTAH					
11/22/25	at Arizona					
11/29/25	HOUSTON					
DATE	OPPONENT	UT	AT	TT	PD	INT-YDS
8/31/24	TARLETON	0	3	3	0	0-0
9/7/24	at Utah			DNP		
9/14/24	AIR FORCE			DNP		
9/21/24	at Colorado	4	0	4	0	0-0
9/28/24	BYU	1	1	2	1	0-0
10/5/24	at Iowa State	1	2	3	0	0-0
10/19/24	at Texas Tech	3	4	7	0	0-0
10/26/24	OKLAHOMA STATE	3	1	4	0	0-0
11/2/24	TCU	4	1	5	0	0-0
11/16/24	at West Virginia			DNP		
11/23/24	at Houston			DNP		
11/30/24	KANSAS			DNP		
12/31/24	vs. LSU	3	4	7	0	0-0
DATE	OPPONENT	UT	AT	TT	PD	INT-YDS
9/2/23	TEXAS STATE	0	0	0	0	0-0
9/9/23	UTAH	0	0	0	0	0-0
9/16/23	LONG ISLAND	1	0	1	0	1-0
9/23/23	TEXAS	1	0	1	0	0-0
9/30/23	at UCF	0	0	0	0	0-0
10/7/23	TEXAS TECH	3	1	4	0	0-0
10/21/23	at Cincinnati	2	2	4	1	0-0
10/28/23	IOWA STATE	4	0	4	1	0-0
11/4/23	HOUSTON	2	0	2	0	0-0
11/11/23	at Kansas State	2	0	2	0	0-0
11/18/23	at TCU	1	0	1	0	0-0
11/25/23	WEST VIRGINIA	1	0	1	0	0-0

PLAYERS



19
KOLE WILSON

WR • 5-9 • 171 • SR. • TR
KATY, TEXAS (PAETOW HS / UIW / TEXAS STATE)

WILSON CAREER STATISTICS

RECEIVING						
YEAR	G/GS	REC	YD	AVG	TD	LP/OPPONENT
2023*	13	66	747	11.3	8	77/ vs. Nevada
2024*	12	43	630	14.7	4	53/ vs. Arkansas State
2025						
CAREER	25	109	1,377	12.6	12	77/ vs. Nevada

PUNT RETURNS						
YEAR	G/GS	RET	YD	AVG	TD	LONG/OPPONENT
2023*	13	2	47	23.5	0	31/ at Arkansas State
2024*	12	14	97	6.9	0	18/ vs. Lamar
2025						
CAREER	25	16	144	9.0	0	31/ at Arkansas State

KICKOFF RETURNS						
YEAR	G/GS	RET	YD	AVG	TD	LONG/OPPONENT
2023*	13	10	367	36.7	1	100/ vs. South Alabama
2024*	12	12	269	22.4	0	44/ at Old Dominion
2025						
CAREER	25	22	636	28.9	1	100/ vs. South Alabama
* at Texas State						

WILSON'S CAREER BESTS

Receptions: 10, at Arkansas State (11/18/23)

Receiving Yards: 116, vs. Southern Miss (11/16/24)

Touchdowns: 1, 4x, last at ULM (11/9/24)

Longest Reception: 77, vs. Nevada (9/23/23)

Punt Return: 31, at Arkansas State (11/18/23)

Kickoff Return: 100, vs. South Alabama (11/25/23)

WILSON'S GAME-BY-GAME RECEIVING STATS

DATE	OPPONENT	REC	YDS	AVG	TD	TD YDS
8/29/25	AUBURN					
9/6/25	at SMU					
9/13/25	SAMFORD					
9/20/25	ARIZONA STATE					
9/27/25	at Oklahoma State					
10/4/25	KANSAS STATE					
10/18/25	at TCU					
10/25/25	at Cincinnati					
11/1/25	UCF					
11/15/25	UTAH					
11/22/25	at Arizona					
11/29/25	HOUSTON					



32
EMAR'RION WINSTON

OLB • 6-4 • 247 • RJR. • TR
PORTLAND, ORE. (CENTRAL CATHOLIC HS / OREGON)

EMAR'RION WINSTON CAREER STATISTICS

DEFENSIVE										
YEAR	G/GS	UT	AT	TT	TFL-YD	QBS-YD	FF/FR	QBH	INT-YD	
2022	3/0	0	0	0	0.0-0	0.0-0	0/0	0	0-0	
2023	14/1	5	14	19	0.5-1	0.0-0	0/0	1	0-0	
2024	13/1	4	4	8	0.0-0	0.0-0	0/0	0	0-0	
2025										
CAREER	30/2	9	18	28	0.5-1	0.0-0	0/0	0	0-0	
* at Oregon										

EMAR'RION WINSTON'S CAREER BESTS

Tackles: 3, vs. Cal (11/4/23)

Solo Tackles: 2, vs. Cal (11/4/23)

Tackles-For-Loss: 0.5, vs. USC (11/11/23)

Pass Breakups: 1, vs. Liberty (1/1/24)

WINSTON'S GAME-BY-GAME DEFENSIVE STATS

DATE	OPPONENT	UT	AT	TT	TFL-YDS	QBS-YDS
8/29/25	AUBURN					
9/6/25	at SMU					
9/13/25	SAMFORD					
9/20/25	ARIZONA STATE					
9/27/25	at Oklahoma State					
10/4/25	KANSAS STATE					
10/18/25	at TCU					
10/25/25	at Cincinnati					
11/1/25	UCF					
11/15/25	UTAH					
11/22/25	at Arizona					
11/29/25	HOUSTON					

2025 BAYLOR FOOTBALL GAME NOTES

WHEN WAS THE LAST TIME ...

SURPASSED 500-YARDS TOTAL OFFENSE

By BU 603, vs. Kansas (11/30/24)
By Opp. 542, at Iowa State (10/5/24)

SURPASSED 600-YARDS TOTAL OFFENSE

By BU 603, vs. Kansas (11/30/24)
By Opp. 608, Oklahoma State (12/12/20)

SURPASSED 700-YARDS TOTAL OFFENSE

By BU 714, Texas Southern (9/11/21)
By Opp. 716, Texas Tech (11/8/03)

TEAM RUSHED FOR 300 YARDS

By BU 343, vs. Oklahoma State (10/26/24)
By Opp. 319, Kansas State (10/6/18)

TEAM RUSHED FOR 400 YARDS

By BU 419, Texas Southern (9/11/21)
By Opp. 431, TCU (11/5/16)

50+ RUSHES

By BU 50, vs. Kansas (11/30/24)
By Opp. 67, Air Force (12/22/22)

TEAM 5+ RUSHING TDS

By BU 5, vs. TCU (11/2/24)
By Opp. 5, Texas (11/25/22)

TEAM PASSED FOR 500 YARDS

By BU 603, Mississippi State (1/1/14)
By Opp. 666, Texas Tech (11/25/16)

100-YARD RUSHER

By BU 192, Bryson Washington & 104, Dawson Pendergrass, vs. Kansas (11/30/24)
By Opp. 133, Devin Neal, vs. Kansas (11/30/24)

TWO 100-YARD RUSHERS

By BU 2024, vs. Kansas (11/30): Bryson Washington (192), Dawson Pendergrass (104)
By Opp. 2023, vs. West Virginia (11/25): Jahiem White (133), Garrett Greene (103)

THREE 100-YARD RUSHERS

By BU Abram Smith (126), Trestan Ebner (125), Taye McWilliams (102), vs. Texas Southern (9/11/21)
By Opp. Thunder Collins (165), Dahnran Diedrick (137), Eric Crouch (132), Judd Davies (119), Nebraska (10/13/01)

200-YARD RUSHER

By BU 237, Shock Linwood, at Iowa State (10/1/16)
By Opp. 243, Ke'Shawn Vaughn, Vanderbilt (12/27/18)

50-YARD RUSH PLAY

By BU 50, Bryson Washington, vs. Kansas (11/30/24)
By Opp. 51, Jaylon Jackson, at Iowa State (10/5/24)

60-YARD RUSH PLAY

By BU 61, Qualan Jones, UTSA (9/7/19)
By Opp. 79, Johnny Richardson, UCF (9/30/23)

70-YARD RUSH PLAY

By BU 75, Abram Smith, Oklahoma (11/13/21)
By Opp. 79, Johnny Richardson, UCF (9/30/23)

80-YARD RUSH PLAY

By BU 80, Johnny Jefferson, vs. North Carolina (12/29/15)
By Opp. 84, Daje Johnson, Texas (10/20/12)

90-YARD RUSH PLAY

By BU n/a
By Opp. 99, Abdul Adams (9/23/17)

THREE RUSHING TDS

By BU 3, Bryson Washington, at West Virginia (11/16/24)
By Opp. 3, Dominic Richardson, Oklahoma State (12/12/20)

300-YARD PASSER

By BU 310, Sawyer Robertson, vs. Kansas (11/30/24)
By Opp. 333, Josh Hoover, TCU (11/2/24)

400-YARD PASSER

By BU 445, Sawyer Robertson,
By Opp. 412, Josh Hoover, at TCU (11/18/23)

500-YARD PASSER

By BU 550, Bryce Petty, vs. Michigan State (1/1/14)
By Opp. 586, Patrick Mahomes, Texas Tech (11/25/16)

SCORED ON OVER A 70-YARD PASS PLAY

By BU 71, Monaray Baldwin vs. Texas Tech (10/7/23)
By Opp. 81, Jared Wiley, TCU (11/18/23)

THREE TD PASSES

By BU 4, Sawyer Robertson, vs. Kansas (11/30/24)
By BU 3, Behren Morton, at Texas Tech (10/19/24)

FOUR TD PASSES

By BU 4, Sawyer Robertson, vs. Kansas (11/30/24)
By Opp. 4, Jalen Hurts, Oklahoma (11/16/19)

FIVE TD PASSES

By BU 5, Sawyer Robertson, at Texas Tech (10/19/24)
By Opp. 5, Will Grier, WVU (10/21/17)

BAYLORBears.com

GAME 1 - vs. AUBURN

100-YARD RECEIVER

By BU 111, Josh Cameron, vs. LSU (12/31/24)
By Opp. 113 Chris Hilton Jr.; 100 Aaron Anderson, LSU (12/31/24)

200-YARD RECEIVER

By BU 210, Gavin Holmes at West Virginia (10/13/22)
By Opp. 247, Dillon Stoner, Oklahoma State (12/12/20)

300-YARD RECEIVER

By BU 314, Terrance Williams, at West Virginia (9/29/12)
By Opp. n/a

TWO 100-YARD RECEIVERS (or more)

By BU 2024, vs. Kansas (11/30), Monaray Baldwin (119), Josh Cameron (102)
By Opp. 2024 113 Chris Hilton Jr.; 100 Aaron Anderson, LSU (12/31)

10 OR MORE RECEPTIONS

By BU 11, Tyquan Thornton, Iowa State (9/8/19)
By Opp. 15, Brennan Presley, vs. Oklahoma State (10/26/24)

THREE OR MORE TD RECEPTIONS

By BU 3, Josh Cameron, at Texas Tech (10/19/24)
By Opp. 3, Caleb Douglas, at Texas Tech (10/19/24)

COMPLETED 25 PASSES IN A GAME

By BU 26, Sawyer Robertson, at West Virginia (11/16/24)
By Opp. 25, Josh Hoover, TCU (11/2/24)

COMPLETED 30 PASSES IN A GAME

By BU 36, Blake Shapen, Texas (11/25/22)
By Opp. 35, Max Duggan, TCU (11/19/22)

COMPLETED 35 PASSES IN A GAME

By BU 36, Blake Shapen, Texas (11/25/22)
By Opp. 35, Max Duggan, TCU (11/19/22)

100-YARD RECEIVER & 100-YARD RUSHER

By BU 2024, vs. Kansas, Washington (192 rush), Pendergrass (104 rush), Baldwin (119 rec), Cameron (102 rec.)
By Opp. 2024, at Iowa State; Jackson 107 yards rushing, Higgins 116 yards receiving (10/5/24)

THREE FIELD GOALS

By BU 3, Isaiah Hankins, Air Force (9/14/24)
By Opp. 3, Kyle Konrardy, at Iowa State (10/5/24)

FOUR FIELD GOALS

By BU 4, Isaiah Hankins, at Cincinnati (10/21/23)
By Opp. 4, Gabe Brkic, Oklahoma (12/5/20)

40+ YARD FIELD GOAL

By BU 40, Isaiah Hankins, vs. Kansas (11/30/24)
By Opp. 47, Kyle Lemmermann, TCU (11/2/24)

50+ YARD FIELD GOAL

By BU 50, Isaiah Hankins, at Houston (11/23/24)
By Opp. 54, Will Ferrin, BYU (9/28/24)

MADE A GAME-WINNING FIELD GOAL

By BU 2024, Isaiah Hankins, 33 yards, vs. TCU (11/2/24)
By Opp. 2022, Griffin Kell, 40 yards, TCU (11/19/22)

MADE 15+ TACKLES

By BU 15, Dillon Doyle, at Oklahoma (11/5/22)
By Opp. 15, Jason Johnson, UCF (9/30/23)

MADE 20+ TACKLES

By BU 20, Terrel Bernard, vs. Ole Miss (1/1/22)
By Opp. 23, Ty Summers, TCU (11/27/15)

TEAM INTERCEPTED THREE PASSES

By BU 3, at Houston (11/23/24)
By Opp. 3, at Houston (11/23/24)

BLOCKED FIELD GOAL

By BU Cooper Lanz, at UCF, (9/30/23)
By Opp. Logan Fano, at Utah (9/7/24)

BLOCKED PUNT

By BU Caleb Parker, vs. Air Force (9/21/24)
By Opp. Myles Mendezsoon, at Iowa State (TD) (10/5/24)

BLOCKED POINT AFTER TOUCHDOWN

By BU Gabe Hall, vs. Air Force (12/22/22)
By Opp. Jacoby Spells, West Virginia (10/13/22)

KICK RETURNED FOR TD

By BU Jamaal Bell (100 yards), at Colorado (9/21/24)
By Opp. Jaden Nixon (98 yards), Oklahoma State (10/1/22)

PUNT RETURNED FOR TD

By BU Gavin Holmes (72 yards), UAlbany (9/3/22)
By Opp. Derius Davis (67 yards), TCU (10/31/20)

INTERCEPTION RETURNED FOR TD

By BU Keaton Thomas (35 yards), vs. Tarleton (8/31/24)
By Opp. Davhon Keys (41 yards), LSU (12/31/24)

FUMBLE RETURNED FOR TD

By BU Byron Vaughns (15 yards), at Cincinnati (10/21/23)
By Opp. Desmond Purnell (15 yards), at Kansas State (11/11/23)

GAME 1 - vs. AUBURN
WHEN WAS THE LAST TIME ...

SCORED A SAFETY

By BU Long Island (9/16/23)
By Opp. Oklahoma State (10/1/22)

SCORED A DEFENSIVE TOUCHDOWN

By BU Keaton Thomas (35-yard interception), vs. Tarleton (8/31/24)
By Opp. Davhon Keys (41-yard interception), LSU (12/31/24)

60-69 YARD PUNT

By BU 62, Palmer Williams, vs. TCU (11/2/24)
By Opp. 60, Jack Bouwmeester, at Utah (9/7/24)

70+ YARD PUNT

By BU 79, Palmer Williams, at Utah (9/7/24)
By Opp. 70, Sam Vander Haar, vs. BYU (9/28/24)

DID NOT PUNT IN A GAME

By BU 2024, Air Force (9/14/24)
By Opp. 2024, at Iowa State (10/5/24)

SCORED 40 OR MORE POINTS

By BU 45, vs. Kansas (11/30/24)
By Opp. 44, LSU (12/31/24)

SCORED 50 OR MORE POINTS

By BU 59, at Texas Tech (10/19/24)
By Opp. 59, at Kansas State (11/11/23)

SCORED 60 OR MORE POINTS

By BU 69, UAlbany (9/3/22)
By Opp. 66, at Oklahoma (9/29/18)

OVERCAME A DEFICIT OF 15 POINTS AT ANY POINT

By BU 28 pts, at UCF (9/30/23)
By Opp. 24 pts, Oklahoma (11/16/19)

HELD SCORELESS

BU 2007, at TCU (9/1/07)
Opp. 2014, SMU (8/31/14)

HELD SCORELESS IN THE FIRST QUARTER

BU 2024, at Utah (9/7/24)
Opp. 2024, vs. Air Force (9/14/24)

HELD SCORELESS IN THE FIRST HALF

BU 2023, Houston (11/4/23)
Opp. 2024, vs. Tarleton (8/31/24)

HELD SCORELESS IN THE SECOND HALF

BU 2023, Texas (9/23/23)
Opp. 2024, vs. Air Force (9/14/24)

HELD SCORELESS IN THE FOURTH QUARTER

BU 2024, at Iowa State (10/5/24)
Opp. 2024, vs. Kansas (11/30/24)

RECORDED 20 OR MORE FIRST DOWNS

By BU 31, vs. LSU (12/31/24)
By Opp. 20, LSU (12/31/24)

RECORDED 30 OR MORE FIRST DOWNS

By BU 31, vs. LSU (12/31/24)
By Opp. 30, Kansas State (11/12/22)

LIMITED TO LESS THAN 100 YARDS RUSHING

By BU 62, vs. LSU (12/31/24)
By Opp. 92, at Houston (11/23/24)

LIMITED TO LESS THAN 100 YARDS PASSING

By BU 40, vs. Ole Miss (1/1/22)
By Opp. 25, vs. Air Force (9/14/24)

2025 BAYLOR FOOTBALL GAME NOTES

DEFEATED A TOP 25 OPPONENT

8 vs. Ole Miss (1/1/22)

DEFEATED A TOP 10 OPPONENT

8 vs. Ole Miss (1/1/22)

DEFEATED A TOP 10 OPPONENT

8 vs. Ole Miss (1/1/22)

DEFEATED A TOP 5 OPPONENT

4 Oklahoma (11/13/21)

PLAYED AN OVERTIME GAME

1 OT at Colorado (9/21/24)

WON AN OVERTIME GAME

3 OT at TCU (11/9/19)

LOST AN OVERTIME GAME

1 OT at Colorado (9/21/24)

PLAYED 2OT

2 OT at BYU (9/10/22)

PLAYED 3OT

3 OT at TCU (11/9/19)

KICKED OFF BELOW FREEZING

2022 vs. Air Force in Fort Worth (13° - 12/22/22)

KICKED OFF BELOW FREEZING IN WACO

2013 Texas (24° - 12/7/13)

DELAYED DUE TO WEATHER

2023 Long Island (9/16/23)

BAYLOR ROSTER

ALPHABETICAL ROSTER

NO.	PLAYER, POS.
68	Omar Aigbedion, OL
30	Michael Allen, S
19	Leo Almanza Jr., CB
98	Rhett Armstrong, K
97	Hayden Arnold, K
34	MJ Artmore Jr., CB
80	Jackson Baird, WR
36	Travion Barnes, LB
12	Kyler Beaty, CB
14	Nate Bennett, QB
98	Jackson Blackwell, DL
3	Devyn Bobby, S
94	Caden Boenig, DL
37	Demetrius Brisbon, S
4	Louis Brown IV, WR
41	Kaleb Burns, LB
22	Reggie Bush II, CB
79	Connor Cameron, OL
34	Josh Cameron, WR
75	Harrison Cluff, OL
33	DJ Coleman, S
84	Chase Collier, WR
78	Joe Crocker, OL
48	Jad Darkazalli, S
32	Brody Day, WR
20	Placide Djungu-Sungu, S
27	Joseph Dodds, RB
31	Mason Dossett, WR
89	Daniel Edeni, WR
39	Wilson Esemé III, RB
42	Jeremy Evans, LB
50	Matthew Fobbs-White, OLB
95	Alex Foster, DL*
91	Adonis Friloux, DL
69	Sidney Fugar, OL
24	Micah Gifford, S
15	Edward Griffin, QB
37	Joseph Hagman, RB
6	Ashtyn Hawkins, WR
96	Connor Hawkins, K
64	Braylen Jackson, DL
31	Phoenix Jackson, LB
8	Caden Jenkins, CB
23	Cameren Jenkins, S
57	Christopher Johnson, DL
12	Kelsey Johnson, TE
21	Michael Johnson Jr., WR
87	Ashton Jones, WR
55	Jaylin Jones, OLB
40	Kyler Jordan, OLB
93	DK Kalu, DL
52	Corey Kelly, OLB
18	Tyler Kirkwood, WR
85	Matthew Klopfenstein, TE
22	Caden Knighten, RB
60	Drake Knobloch, LS
9	Cooper Lanz, DL
49	Trey Laurence, LB
62	Ryan Lengyel, OL
96	Tonga Lolohea, DL
90	Alessandro Lorenzetti, DL
53	Ronnie Mageo, DL
14	KJ Makins, CB
67	Aleki Manutai, DL

NUMERICAL ROSTER

No.	Name	Pos.	Ht.	Wt.	Class.	Exp.	Hometown / Previous School
0	Jackie Marshall	DL	6-3	306	RSr.	2L	LaPlace, La. / East St. John HS
1	Michael Trigg	TE	6-4	240	RSr.	1L	Tampa, Fla. / Carrollwood Day HS / USC / Ole Miss
2	Kole Wilson	WR	5-9	171	Sr.	TR	Katy, Texas / Paetow HS / UIW / Texas State
3	Devyn Bobby	S	5-11	198	Sr.	3L	DeSoto, Texas / DeSoto HS
4	Louis Brown IV	WR	6-2	192	Sr.	TR	S. Los Angeles, Calif. / Inglewood HS / Colorado St. / San Diego St.
5	Carl Williams IV	S	6-1	192	Jr.	2L	Baton Rouge, La. / Southern Lab HS
6	Ashtyn Hawkins	WR	5-10	168	6Sr.	1L	DeSoto, Texas / DeSoto HS / Cisco CC / Texas State
7	Bryson Washington	RB	6-0	216	RSo.	1L	Franklin, Texas / Franklin HS
8	Caden Jenkins	CB	6-1	178	Jr.	2L	Lewisville, Texas / Lewisville HS
9	Cooper Lanz	DL	6-4	286	RSr.	3L	Denton, Texas / Guyer HS
11	Keaton Thomas	LB	6-2	229	RJr.	1L	Jacksonville, Fla. / Trinity HS / West Virginia / NE Miss. CC
11	Walker White	QB	6-4	230	RFr.	TR	Little Rock, Ark. / Little Rock Christian / Auburn
12	Kyler Beaty	CB	6-2	205	RFr.	RS	Comanche, Texas / Comanche HS
12	Kelsey Johnson	TE	6-3	248	RJr.	2L	Red Oak, Texas / Red Oak HS
13	Sawyer Robertson	QB	6-4	220	RSr.	2L	Lubbock, Texas / Coronado HS / Mississippi State
13	Devin Turner	S	6-2	198	Sr.	TR	Little Elm, Texas / Lone Star HS / Northwestern
14	Nate Bennett	QB	6-1	184	RFr.	RS	Westlake Village, Calif. / Oaks Christian HS
14	KJ Makins	CB	5-10	185	5Sr.	TR	Greenwood, S.C. / Greenwood HS / Lenoir-Rhyne / HCU
15	Edward Griffin	QB	6-2	218	Fr.	HS	Coppell, Texas / Coppell HS
16	Kobe Prentice	WR	5-11	190	Sr.	TR	Calera, Ala. / Calera HS / Alabama
16	Kendrick Simpkins	S	6-0	199	6Sr.	1L	Montgomery, Ala. / Lee HS / Western Kentucky
17	Cade Tessier	QB	6-4	225	RSo.	SQ	Montgomery, Texas / Lake Creek HS
17	Tyler Turner	S	6-0	197	RSo.	TR	San Antonio, Texas / Brennan HS / Oregon
18	Tyler Kirkwood	WR	6-1	219	5Sr.	TR	New Orleans, La. / Holy Cross / Southern
18	Caldra Williford	CB	5-9	180	RJr.	TR	St. Louis, Mo. / Lutheran North HS / Murray State / Tennessee Tech
19	Leo Almanza Jr.	CB	6-2	189	Fr.	HS	Trophy Club, Texas / Byron Nelson HS
20	Placide Djungu-Sungu	S	6-1	200	RSr.	TR	Arlington, Texas / James Martin HS / Duke
20	Jacorey Watson	WR	5-10	189	Fr.	HS	Pearland, Texas / Shadow Creek HS
21	Michael Johnson Jr.	WR	6-3	203	So.	TR	Batesville, Miss. / South Panola HS / East Mississippi CC
21	Bo Onu	S	6-1	202	Fr.	HS	Carrollton, Texas / Hebron HS
22	Reggie Bush II	CB	6-0	195	RJr.	2L	Frisco, Texas / Independence HS
22	Caden Knighten	RB	5-11	212	Fr.	HS	Pauls Valley, Okla. / Pauls Valley HS
23	Cameren Jenkins	S	6-1	200	RSo.	RS	Lewisville, Texas / Lewisville HS / UNLV
23	Michael Turner	RB	6-0	220	Fr.	HS	North Richland Hills, Texas / Richland HS
24	Micah Gifford	S	6-3	207	Jr.	2L	Pflugerville, Texas / Weiss HS
25	LeVar Thornton Jr.	CB	6-3	182	RSo.	1L	Fort Worth, Texas / Timber Creek HS
26	Colin Peacock	S	6-1	207	Fr.	HS	Gunter, Texas / Gunter HS
27	Joseph Dodds	RB	6-0	222	RFr.	RS	Markham, Texas / Tidehaven HS
27	Tevin Williams III	CB	6-1	199	RSr.	3L	Stillwater, Okla. / Stillwater HS
28	Calvin Simpson-Hunt	CB	6-0	215	RSo.	TR	Waxahachie, Texas / Waxahachie HS / Ohio State
29	Kris Wokomah	S	6-0	189	RFr.	RS	Arlington, Texas / Bowie HS
30	Michael Allen	S	5-7	182	RJr.	2L	Stilwell, Kan. / Blue Valley HS
31	Mason Dossett	WR	6-1	194	RFr.	RS	Missouri City, Texas / Ridge Point HS
31	Phoenix Jackson	LB	6-0	223	RSr.	TR	Modesto, Calif. / Central Catholic HS / Fresno State
32	Brody Day	WR	5-11	170	Fr.	HS	Spring Branch, Texas / Smithson Valley HS
32	Emar'ion Winston	OLB	6-4	247	RJr.	TR	Portland, Ore. / Central Catholic HS / Oregon
33	DJ Coleman	S	6-1	210	Jr.	2L	Mesquite, Texas / Horn HS
34	MJ Artmore Jr.	CB	6-1	191	RSo.	SQ	Mountain View, Calif. / Saint Francis HS
34	Josh Cameron	WR	6-1	224	RSr.	3L	Cedar Park, Texas / Cedar Park HS
35	Dawson Pendergrass	RB	6-2	234	Jr.	2L	Alba, Texas / Mineola HS
36	Travion Barnes	LB	6-0	243	Sr.	TR	Almonte Springs, Fla. / Apopka HS / Georgia Military / FIU
36	Ryne Shackelford	WR	6-0	175	RSo.	TR	Elyria, Ohio / Keystone HS / Purdue
37	Demetrius Brisbon	S	5-11	183	Fr.	HS	Tyler, Texas / Chapel Hill HS
37	Joseph Hagman	RB	6-1	225	RSo.	RS	Westlake, Texas / Westlake Academy
38	Jacob Redding	S	6-1	196	RSo.	1L	New Braunfels, Texas / New Braunfels HS
39	Wilson Esemé III	RB	6-2	175	Fr.	HS	Oklahoma City, Okla. / Bishop McGuinness HS
40	Kyler Jordan	OLB	6-2	255	RJr.	2L	Lubbock, Texas / Cooper HS
41	Kaleb Burns	LB	6-1	223	Fr.	HS	Houston, Texas / Cy Falls HS
42	Jeremy Evans	LB	6-1	218	RJr.	2L	Tenaha, Texas / Tenaha HS
43	Brody Wilhelm	TE	6-5	234	Fr.	HS	Austin, Texas / Westlake HS
44	Ke'Breion Winston	LB	6-1	208	Fr.	HS	Lancaster, Texas / Lancaster HS
45	Kyland Reed	LB	6-1	218	So.	1L	Arlington, Texas / Mansfield Summit HS
48	Jad Darkazalli	S	6-0	185	RFr.	HS	Arlington, Texas / Lamar HS
49	Trey Laurence	LB	6-0	223	RSo.	SQ	San Antonio, Texas / Reagan HS

BAYLOR ROSTER

NUMERICAL ROSTER

No.	Name	Pos.	Ht.	Wt.	Class.	Exp.	Hometown / Previous School
50	Matthew Fobbs-White	OLB	6-3	235	Jr.	TR	Monroe, La. / Neville HS / Tulane
51	Kamaurn Morgan	OLB	6-5	251	Fr.	HS	Dallas, Texas / South Oak Cliff HS
52	Corey Kelly	OLB	6-3	249	RSO.	1L	Houston, Texas / Clear Falls HS
53	Ronnie Mageo	DL	6-5	294	RJr.	1L	Daphne, Ala. / Fairhope HS / Mississippi Gulf Coast CC
54	David Marshall Jr.	DL	6-0	295	5Sr.	SQ	Waxahachie, Texas / Waxahachie HS / Navarro CC
55	Jaylin Jones	OLB	6-6	223	So.	TR	Beaumont, Texas / West Brook HS / UTEP
57	Christopher Johnson	DL	6-3	255	Fr.	HS	Rosharon, Texas / Iowa Colony HS
57	Wes Tucker	OL	6-5	302	RSO.	SQ	Argyle, Texas / Argyle HS
59	Devonte Tezino	DL	6-5	294	RJr.	2L	Killeen, Texas / Ellison HS
60	Drake Knobloch	LS	6-2	268	RJr.	TR	Winterset, Iowa / Winterset HS / Iowa State
61	Cayden Tone	OL	6-5	289	RSO.	SQ	Pacificca, Calif. / Junipero Serra HS
62	Ryan Lengyel	OL	6-6	312	RSr.	2L	Dallas, Texas / Jesuit Prep
63	Wyatt Swaner	OL	6-1	286	RFr.	RS	Dallas, Texas / Highland Park HS
64	Braylen Jackson	DL	6-4	285	RJr.	TR	Mansfield, Texas / Lake Ridge HS / SMU
65	Sean Thompkins	OL	6-5	300	RSO.	SQ	Covington, Ga. / Newton HS
66	Koltin Sieracki	OL	6-4	314	RFr.	RS	The Woodlands, Texas / The Woodlands HS
67	Aleki Manutai	DL	6-2	295	So.	TR	Mission Viejo, Calif. / Santa Margarita Cathloic / Saddleback CC
68	Omar Aigbedion	OL	6-3	310	Sr.	1L	Katy, Texas / Katy HS / Montana State
69	Sidney Fugar	OL	6-5	343	RSr.	1L	Waldorf, Md. / St. Thomas More / Western Illinois / South Carolina
71	Matthew Parker	OL	6-7	329	Fr.	HS	Flowood, Miss. / Jackson Prep HS
72	Coleton Price	OL	6-3	318	RJr.	2L	Bowie, Texas / Bowie HS
74	Kaden Sieracki	OL	6-9	317	RJr.	2L	The Woodlands, Texas / The Woodlands HS
75	Harrison Cluff	OL	6-4	313	Fr.	HS	Columbia, Miss. / Columbia HS
76	Isaiah Robinson	OL	6-7	330	RSO.	SQ	Arlington, Texas / Lamar HS
77	Colton Thomasson	OL	6-8	320	RSO.	1L	Spring Branch, Texas / Smithson Valley HS / Texas A&M
78	Joe Crocker	OL	6-6	339	RSO.	TR	Ascot, England / Franklin Road Academy [Tenn.] / Louisville
79	Connor Cameron	OL	6-7	304	RFr.	TR	Gilbert, Ariz. / Camp Verde HS / Arizona State
80	Jackson Baird	WR	6-4	192	RFr.	RS	Waco, Texas / Midway HS
81	Seth Weller	WR	6-4	207	RJr.	RS	Olympia, Wash. / Tumwater HS / Redlands CC
82	Cody Mladenka	TE	6-5	250	RJr.	1L	The Woodlands, Texas / College Park HS
83	Jadon Porter	WR	6-1	190	So.	1L	Lorena, Texas / Lorena HS
84	Chase Collier	WR	6-1	178	Fr.	HS	Jacksonville, Fla. / The Bolles School
85	Matthew Klopfenstein	TE	6-4	250	Jr.	2L	Scottsdale, Ariz. / Horizon HS
86	Hawkins Polley	TE	6-4	260	RSO.	1L	Houston, Texas / Stratford HS
87	Ashton Jones	WR	6-5	205	Fr.	HS	Pearland, Texas / Shadow Creek HS
88	Samu Taumanupepe	DL	6-3	376	RSO.	TR	Humble, Texas / Atascocita HS / Texas A&M
88	Taz Williams Jr.	WR	6-0	189	Fr.	HS	Red Oak, Texas / Red Oak HS
89	Daniel Edeni	WR	6-2	199	RFr.	RS	San Antonio, Texas / O'Connor HS
90	Alessandro Lorenzetti	DL	6-5	298	RJr.	TR	Montreal, Quebec / The Loomis Chaffee School [Conn.] / Michigan
91	Adonis Friloux	DL	6-2	346	5Sr.	TR	Ama, La. / Hahnville HS / Tulane
92	Trent Thomas	DL	6-6	259	RSO.	SQ	Missouri City, Texas / Thurgood Marshall HS
93	DK Kalu	DL	6-4	309	RSO.	1L	Missouri City, Texas / Ridge Point HS
93	Dylan Schaub	LS	6-5	236	RSO.	1L	New Waverly, Texas / New Waverly HS
94	Caden Boenig	DL	6-1	247	RFr.	RS	Austin, Texas / Austin Westlake HS
94	Palmer Williams	P	6-2	203	Jr.	2L	Advance, N.C. / Davie HS
95	Alex Foster *	DL	6-5	292	RFr.	RS	Greenville, Miss. / St. Joseph HS
96	Connor Hawkins	K	6-2	199	RFr.	RS	Liberty Hill, Texas / Liberty Hill HS
96	Tonga Lolohea	DL	6-5	334	RSr.	SQ	Eules, Texas / Trinity HS / Lamar / North Texas / Tyler JC
97	Hayden Arnold	K	5-8	189	RSO.	SQ	Austin, Texas / Vandegrift HS
98	Rhett Armstrong	K	6-5	215	Fr.	HS	Monument, Colo. / Palmer Ridge HS
98	Jackson Blackwell	DL	6-3	322	Fr.	HS	Lorena, Texas / Lorena HS

* Alex Foster passed away on May 29 and will be listed as a member of the 2025 roster throughout the season

COACHING STAFF

Head Coach: Dave Aranda (Cal Lutheran, 1999)
Associate Head Coach/Running Backs: Khenon Hall (Illinois State, 2010)
Defensive Coordinator/Safeties: Matt Powledge (Sam Houston, 2009)
Offensive Coordinator/Quarterbacks: Jake Spavital (Missouri State, 2008)
Defensive Pass-Game Coordinator/Cornerbacks: Paul Gonzales (UC Davis, 2007)
Asst. Coach/Tight Ends: Jarrett Anderson (New Mexico, 1993)
Asst. Coach/Wide Receivers: Dallas Baker (Florida, 2006)
Asst. Coach/Defensive Line: Inoke Breckterfield (Oregon State, 1998)
Asst. Coach/Inside Linebackers: Jamar Chaney (Mississippi State, 2009)
Asst. Coach/Outside Linebackers: Carson Hall (Georgia, 2017)
Asst. Coach/Offensive Line: Mason Miller (Valdosta State, 1999)

ALPHABETICAL ROSTER

NO.	PLAYER, POS.
0	Jackie Marshall, DL
54	David Marshall Jr., DL
82	Cody Mladenka, TE
51	Kamaurn Morgan, OLB
21	Bo Onu, S
71	Matthew Parker, OL
26	Colin Peacock, S
35	Dawson Pendergrass, RB
86	Hawkins Polley, TE
83	Jadon Porter, WR
16	Kobe Prentice, WR
72	Coleton Price, OL
38	Jacob Redding, S
45	Kyland Reed, LB
13	Sawyer Robertson, QB
76	Isaiah Robinson, OL
93	Dylan Schaub, LS
36	Ryne Shackelford, WR
74	Kaden Sieracki, OL
66	Koltin Sieracki, OL
16	Kendrick Simpkins, S
28	Calvin Simpson-Hunt, CB
63	Wyatt Swaner, OL
88	Samu Taumanupepe, DL
17	Cade Tessier, QB
59	Devonte Tezino, DL
11	Keaton Thomas, LB
92	Trent Thomas, DL
77	Colton Thomasson, OL
65	Sean Thompkins, OL
25	LeVar Thornton Jr., CB
61	Cayden Tone, OL
1	Michael Trigg, TE
57	Wes Tucker, OL
13	Devin Turner, S
23	Michael Turner, RB
17	Tyler Turner, S
7	Bryson Washington, RB
20	Jacorey Watson, WR
81	Seth Weller, WR
11	Walker White, QB
43	Brody Wilhelm, TE
94	Palmer Williams, P
27	Tevin Williams III, CB
5	Carl Williams IV, S
88	Taz Williams Jr., WR
18	Caldra Williford, CB
2	Kole Wilson, WR
32	Emar'ion Winston, OLB
44	Ke'Breion Winston, LB
29	Kris Wokomah, S