



GAME NOTES

#1 Duke Blue Devils (32-3, 19-1 ACC) vs. Baylor Bears (20-14, 10-10 Big 12)

Game #36 • Neutral Site Game #8 • Sunday, March 23 • 2:40 p.m. ET
NCAA Tournament Second Round • Lenovo Center (19,500) • Raleigh, N.C.
TV: CBS
Radio: Blue Devil Sports Network from LEARFIELD / Westwood One



SCHEDULE & RESULTS

Date	AP Rank	Duke Opp	Opponent	TV	Time (ET)
NOVEMBER (5-2)					
O 19	7	-	Lincoln (Pa.)	EXHIBITION	ACCNX W, 107-56
O 27	7	-	Arizona State	EXHIBITION	ACCN W, 103-47
N 4	7	-	Maine	ACCN	W, 96-62
N 8	7	-	Army West Point	ACCN	W, 100-58
N 12	6	19	vs. Kentucky - 1	ESPN	L, 72-77
N 16	6	-	Wofford	ACCN	W, 86-35
N 22	12	17	at Arizona	ESPN2	W, 69-55
N 26	11	1	vs. Kansas - 2	ESPN	L, 72-75
N 29	11	-	Seattle	ACCN	W, 70-48
DECEMBER (6-0)					
D 4	9	2	Auburn - 3	ESPN	W, 84-78
D 8	9	RV	at Louisville *	ACCN	W, 76-65
D 10	4	-	Incarnate Word	ACCN	W, 72-46
D 17	5	-	George Mason	ACCN	W, 68-47
D 21	5	-	at Georgia Tech *	ACCN	W, 82-56
D 31	4	-	Virginia Tech *	ACCN	W, 88-65
JANUARY (7-0)					
J 4	4	-	at SMU *	The CW	W, 89-62
J 7	4	RV	Pittsburgh *	ESPN	W, 76-47
J 11	4	-	Notre Dame *	ESPN	W, 86-78
J 14	3	-	Miami *	ESPN	W, 89-54
J 18	3	-	at Boston College *	ESPN	W, 88-63
J 25	2	RV	at Wake Forest *	ESPN	W, 63-56
J 27	2	-	NC State *	ESPN	W, 74-64
FEBRUARY (7-1)					
F 1	2	-	North Carolina *	ESPN	W, 87-70
F 5	2	-	at Syracuse *	ESPN2	W, 83-54
F 8	2	RV	at Clemson *	ESPN	L, 71-77
F 12	3	-	California *	ACCN	W, 78-57
F 15	3	-	Stanford *	ABC	W, 106-70
F 17	3	-	at Virginia *	ESPN	W, 80-62
F 22	3	RV	vs. Illinois - 4	FOX	W, 110-67
F 25	2	-	at Miami *	ESPN	W, 97-60
MARCH (7-0)					
M 1	2	-	Florida State *	ACCN	W, 100-65
M 3	2	-	Wake Forest *	ESPN	W, 93-60
M 8	2	-	at North Carolina *	ESPN	W, 82-69
M 13	1	-	vs. Georgia Tech - 5	ESPN	W, 78-70
M 14	1	-	vs. North Carolina - 5	ESPN	W, 74-71
M 15	1	13	vs. Louisville - 5	ESPN	W, 73-62
M 21	1	-	vs. Mount St. Mary's - 6	CBS	W, 93-49
M 23	1	-	vs. Baylor - 6	CBS	2:40 p.m.

Duke/opponent AP ranking at time of game | * ACC game
1 - State Farm Champions Classic (State Farm Arena; Atlanta, Ga.)
2 - Vegas Showdown (T-Mobile Arena; Las Vegas, Nev.)
3 - ACC/SEC Challenge (Cameron Indoor Stadium; Durham, N.C.)
4 - Sentinel/One Classic (Madison Square Garden; New York, N.Y.)
5 - ACC Tournament (Spectrum Center; Charlotte, N.C.)
6 - NCAA Tournament (Lenovo Center; Raleigh, N.C.)

DUKE TEAM LEADERS

Scoring	18.7	Cooper Flagg
Rebounds	7.5	Cooper Flagg
Assists	4.1	Cooper Flagg
Steals	1.5	Cooper Flagg
Blocks	1.3	Cooper Flagg
Field Goals	211	Cooper Flagg
Field Goal Pct.	.702	Khaman Maluach
3-Point Field Goals	79	Tyrese Proctor
3-Point Field Goals Pct.	.424	Isaiah Evans
Free Throws	152	Cooper Flagg
Free Throw Pct.	.907	Kon Knueppel

BROADCAST INFORMATION

TV/Video Stream	CBS	Radio	Blue Devil Sports Network
Play-by-Play	Ian Eagle	Play-by-Play	David Shumate
Analyst	Bill Raftery	Analyst	John Roth
Analyst	Grant Hill	Engineer	John Rose
Reporter	Tracy Wolfson	In Durham	96.5 FM & 620 AM
Producer	Ken Mack	Varsity Network App	

DUKE COMMUNICATIONS

Executive Director of Communications: Kyle Serba
» kyle.serba@duke.edu // C: 919-519-7116 // O: 919-668-1712
Assistant Director of Communications: Henry Skutt
» henry.skutt@duke.edu // C: 984-287-9011 // O: 919-668-4393

PREVIOUS GAME STARTING FIVE

	GP/GS	PPG	RPG	APG	FG%	3FG%	FT%	MPG
Sion James #14 G • 6-6 • 220 • Gr. Sugar Hill, Ga. Lanier HS Tulane	35/28	8.5	4.1	3.1	.518	.409	.826	25.2
LAST GAME: 2 points, 2 rebounds, 3 assists and 1 steal in 18 minutes vs. Mount St. Mary's (3/21) • Played four seasons at Tulane - 114 games with 107 starts, averaging +34 minutes per game. • Career statistics: 1,382 points, 664 rebounds, 445 assists, 218 steals and 77 blocked shots. • Distributed 58 assists with just 18 turnovers in last 18 games for a 3.2 assist-to-turnover ratio.								
Tyrese Proctor #5 G • 6-6 • 183 • Jr. Sydney, Australia NBA Global Academy	34/34	12.2	3.1	2.2	.438	.397	.691	29.3
LAST GAME: 19 points, 3 rebounds, 5 assists and 1 steal in 23 minutes vs. Mount St. Mary's (3/21) • Matched season-high with 23 points vs. Stanford (Feb. 15) - fifth career game with 20 points or more. • Became Duke's 70th player to score 1,000 career points, reaching that milestone at Miami (Feb. 25). • Made a career-high six 3-pointers in each of last two games - vs. Louisville and Mount St. Mary's.								
Kon Knueppel #7 G/F • 6-7 • 217 • Fr. Milwaukee, Wisc. Wisconsin Lutheran HS	35/35	14.1	4.0	2.7	.471	.389	.907	30.1
LAST GAME: 6 points, 3 rebounds, 2 assists and 2 steals in 19 minutes vs. Mount St. Mary's (3/21) • Leads ACC and ranks eighth in the nation in free throw percentage (90.7% - 97-of-107). • Amassed season-high 28 points with 8 assists, 5 rebounds and 2 steals vs. Georgia Tech (Mar. 13). • Voted ACC Tournament MVP, averaging 21.0 points, 5.7 rebounds and 4.7 assists per game (Mar. 13-15).								
Cooper Flagg #2 G/F • 6-9 • 205 • Fr. Newport, Maine Montverde Academy	33/33	18.7	7.5	4.1	.488	.367	.831	30.2
LAST GAME: 14 points, 7 rebounds, 4 assists and 2 blocks in 22 minutes vs. Mount St. Mary's • Broke Duke and ACC freshman scoring records with 42 points versus Notre Dame (Jan. 11). • Voted consensus First Team All-American, ACC Player of the Year and ACC Rookie of the Year. • Leads Blue Devils in points (18.7), rebounds (7.5), assists (4.1), steals (1.5) and blocks (1.3) per game.								
Khaman Maluach #9 C • 7-2 • 250 • Fr. Rumbek, South Sudan NBA Academy Africa	35/35	8.4	6.8	0.5	.702	.250	.746	20.8
LAST GAME: 11 points, 5 rebounds and 2 assists in 15 minutes vs. Mount St. Mary's (3/21) • Joined NBA Academy Africa in 2021, having started playing basketball at the age of 13 years old. • Recorded fifth double-double of the season with 14 points and 10 rebounds vs. Florida State (March 1). • Voted to ACC All-Tournament First Team, averaging 11.7 points, 9.3 rebounds and 2.7 blocks per game.								

ABOUT DUKE

Duke	Jon Scheyer (Duke '10)
Career Record / at Duke	86-21 (3rd) / same
vs. Baylor	1-0
NCAA Tournament	47th Appearance
Overall Record	123-41 (.750)
Record as No. 1 seed	55-10 (.846)
Record in East Region	60-17 (.779)

DUKE RECORDS

	Overall	Non-Conf.	ACC
Record	32-3	13-2	19-1
Streak	W12	W9	W7
Home (Streak)	17-0 (W17)	7-0 (W13)	10-0 (W10)
Road (Streak)	10-1 (W3)	1-0 (W1)	9-1 (W3)
Neutral (Streak)	5-2 (W5)	5-2 (W5)	--
Overtime	--	--	--

NEED TO KNOW

- » Duke owns the second-highest net rating (38.30) in the history of KenPom (since 1996-97 season). Only the 1998-99 Duke Blue Devils have achieved a higher net rating (43.01).
- » This is Duke's 47th appearance in the NCAA Tournament, with records of 123-41 (.750) overall, 55-10 (.846) as a No. 1 seed and a 60-17 (.779) in the East Region.
- » The Blue Devils have won 28 of their last 29 games since late November, including the nation's second-longest current win streak at 12 consecutive victories.
- » Duke leads the nation in scoring margin (+21.5) and ranks fourth in assist-to-turnover ratio (+1.80), fifth in effective field goal percentage (.575), fifth in field goal percentage defense (.384), sixth in scoring defense (61.5), 10th in rebound margin (+8.0), 11th in turnovers per game (9.4), 12th in scoring offense (83.0), 14th in field goal percentage (.488), 19th in assists per game (16.9), 20th in three-point percentage (.377), 21st in three-pointers per game (10.2) and 24th in rebounds per game (38.8) - all top marks in the ACC.
- » Duke leads the ACC in scoring offense (83.0) and scoring defense (61.5), and could become the first team in ACC history to lead the conference in both categories.
- » Duke is the only team in the country ranked among the top-three in both offensive (1st) and defensive (3rd) raw efficiency, according to KenPom.
- » Duke is the only Division I team to score 80 points or more per game (83.0) and hold its opponents to fewer than 62 points per game (61.5).
- » Duke's 44-point victory on Friday is the Blue Devils' seventh win by 40+ points in the NCAA Tournament, the most by any school in the history of the event.
- » On Friday, Duke distributed 21 assists with just two turnovers, a 10.5 assist-to-turnover ratio, which is the best ratio in program history.
- » **Jon Scheyer** is the first coach in conference history to win two ACC Tournament championships in his first three seasons as a head coach.
- » Junior guard **Tyrese Proctor** has made a career-high six three-pointers in each of the last two games (Louisville, Mount St. Mary's), shooting 12-of-22 (.545) from distance.



ROSTER INFORMATION											
Numerical											
No.	Name		Pos.	Ht.	Wt.	Year	Exp.	Hometown	High School	Previous College	
1	Caleb Foster		G	6-5	202	So.	1L	Harrisburg, N.C.	Notre Dame (Calif.)		
2	Cooper Flagg		G/F	6-9	205	Fr.	HS	Newport, Maine	Montverde Academy		
3	Isaiah Evans		G/F	6-6	175	Fr.	HS	Fayetteville, N.C.	North Mecklenburg		
5	Tyrese Proctor	tie-REECE	G	6-6	183	Jr.	2L	Sydney, Australia	NBA Global Academy		
6	Maliq Brown	mah-LEEK	F	6-9	222	Jr.	TR	Culpeper, Va.	Blue Ridge	Syracuse	
7	Kon Knueppel	kohn kuh-NIP-ull	G/F	6-7	217	Fr.	HS	Milwaukee, Wis.	Wisconsin Lutheran		
8	Darren Harris		G/F	6-6	203	Fr.	HS	Herndon, Va.	St. Paul VI		
9	Khaman Maluach	kah-mahn mahl-oo-ahch	C	7-2	250	Fr.	HS	Rumbek, South Sudan	NBA Academy Africa		
13	Cameron Sheffield		G/F	6-6	204	Gr.	TR	Alpharetta, Ga.	Chattahoochee	Rice	
14	Sion James	SEE-on	G	6-6	220	Gr.	TR	Sugar Hill, Ga.	Lanier	Tulane	
18	Mason Gillis		F	6-6	225	Gr.	TR	New Castle, Ind.	New Castle	Purdue	
20	Neal Begovich	beg-oh-vich	F	6-9	230	Gr.	1L	San Francisco, Calif.	St. Ignatius College Prep	Stanford	
21	Patrick Ngongba II	GUNG-buh	C	6-11	250	Fr.	HS	Manassas, Va.	St. Paul VI		
52	Stanley Borden		C	7-0	241	Sr.	3L	Istanbul, Turkey	Istanbul Int'l Community School		
55	Spencer Hubbard		G	5-8	157	Gr.	3L	Los Angeles, Calif.	Harvard Westlake		
Alphabetical											
No.	Name		Pos.	Ht.	Wt.	Year	Exp.	Hometown	High School	Previous College	
20	Neal Begovich	beg-oh-vich	F	6-9	230	Gr.	1L	San Francisco, Calif.	St. Ignatius College Prep	Stanford	
52	Stanley Borden		C	7-0	241	Sr.	3L	Istanbul, Turkey	Istanbul Int'l Community School		
6	Maliq Brown	mah-LEEK	F	6-9	222	Jr.	TR	Culpeper, Va.	Blue Ridge	Syracuse	
3	Isaiah Evans		G/F	6-6	175	Fr.	HS	Fayetteville, N.C.	North Mecklenburg		
2	Cooper Flagg		G/F	6-9	205	Fr.	HS	Newport, Maine	Montverde Academy		
1	Caleb Foster		G	6-5	202	So.	1L	Harrisburg, N.C.	Notre Dame (Calif.)		
18	Mason Gillis		F	6-6	225	Gr.	TR	New Castle, Ind.	New Castle	Purdue	
8	Darren Harris		G/F	6-6	203	Fr.	HS	Herndon, Va.	St. Paul VI		
55	Spencer Hubbard		G	5-8	157	Gr.	3L	Los Angeles, Calif.	Harvard Westlake		
14	Sion James	SEE-on	G	6-6	220	Gr.	TR	Sugar Hill, Ga.	Lanier	Tulane	
7	Kon Knueppel	kohn kuh-NIP-ull	G/F	6-7	217	Fr.	HS	Milwaukee, Wis.	Wisconsin Lutheran		
9	Khaman Maluach	kah-mahn mahl-oo-ahch	C	7-2	250	Fr.	HS	Rumbek, South Sudan	NBA Academy Africa		
21	Patrick Ngongba II	GUNG-buh	C	6-11	250	Fr.	HS	Manassas, Va.	St. Paul VI		
5	Tyrese Proctor	tie-REECE	G	6-6	183	Jr.	2L	Sydney, Australia	NBA Global Academy		
13	Cameron Sheffield		G/F	6-6	204	Gr.	TR	Alpharetta, Ga.	Chattahoochee	Rice	
On-Court Coaching Staff											
Name			Position			Years at Duke			Years in Current Position		Alma Mater
Jon Scheyer		SHY-er	Head Coach			12th			3rd		Duke '10
Chris Carrawell			Associate Head Coach			7th			4th		Duke '00
Emanuel Dildy			Assistant Coach			2nd			2nd		Eastern Illinois '05
Will Avery			Assistant Coach			2nd			2nd		Duke '23
Justin Robinson			Director of Player Development			2nd			2nd		Duke '19

ROSTER BREAKDOWNS	
By Class	
Graduate Student (4)	Begovich, Gillis, Hubbard, James
Senior (2)	Borden, Sheffield
Junior (2)	Brown, Proctor
Sophomore (1)	Foster
Freshman (6)	Evans, Flagg, Harris, Kneuppel, Maluach, Ngongba
By Height (AVERAGE HEIGHT: 6-7)	
7-2 (1)	Maluach
7-0 (1)	Borden
6-11 (1)	Ngongba
6-9 (3)	Begovich, Brown, Flagg
6-7 (1)	Kneuppel
6-6 (6)	Evans, Gillis, Harris, James, Proctor, Sheffield
6-5 (1)	Foster
5-8 (1)	Hubbard
By State	
California (2)	Neal Begovich (San Francisco) Spencer Hubbard (Los Angeles)
Georgia (2)	Sion James (Sugar Hill) Cameron Sheffield (Alpharetta)
Indiana (1)	Mason Gillis (New Castle)
Maine (1)	Cooper Flagg (Newport)
North Carolina (2)	Caleb Foster (Harrisburg) Isaiah Evans (Fayetteville)
Virginia (3)	Maliq Brown (Culpeper) Darren Harris (Herndon) Patrick Ngongba II (Manassas)
Wisconsin (1)	Kon Kneuppel (Milwaukee)
International (3)	Stanley Borden (Istanbul, Turkey) Khaman Maluach (Rumbek, South Sudan) Tyrese Proctor (Sydney, Australia)

DUKE QUICK FACTS	
University	
Founded	1838 as Trinity College
Enrollment (undergraduate)	6,789
President	Dr. Vincent Price (Santa Clara '79)
Vice President/Director of Athletics	Nina King (Notre Dame '00)
Basketball History	
Seasons of Basketball	120th in 2024-25
First Season	1905-06
NCAA Tournament Appearances	47
Record	122-41 (.748)
Last Appearance (Round)	2024 (Elite Eight)
NCAA Final Four Appearances (last)	17 (2022)
National Championships (five)	1991, 1992, 2001, 2010, 2015
NIT Appearances (last)	4 (1981)
ACC Championships (last)	23 (2025)
Cameron Indoor Stadium	
Inaugural Game	January 6, 1940
Capacity	9,314
Consecutive Sellouts	541 (Nov. 26, 1990-present)
Undefeated Seasons (Last)	20 (2024-25)
Team Information	
2023-24 Record	27-9
Home	15-3
Away	7-4
Neutral	5-2
ACC Record	15-5
Home	8-2
Away	7-3
Finish	2nd
Tournament	Quarterfinals
AP / USA Today Final Ranking	9 / 9
Starters Returning/Lost	1 / 4
Letterwinners Returning/Lost	5 / 10
Newcomers for 2024-25	10
Freshmen	6
Transfers	4

DUKE RECORD BY STARTING LINEUP	
James, Proctor, Kneuppel, Flagg, Maluach	> 24-1
Foster, Proctor, Kneuppel, Flagg, Maluach	5-2
James, Proctor, Kneuppel, Evans, Maluach	2-0
James, Evans, Kneuppel, Flagg, Maluach	1-0
> Most recent lineup	

DUKE BY THE NUMBERS	
Seasons of Men's Basketball	120th in 2024-25
Total Games	3,264
Duke all-time record	2,332-932 (.714)
Duke all-time ACC record (regular season only)	738-352 (.677)
Duke record at Cameron Indoor Stadium	978-174 (.849)
ACC Championships	23 (last in 2024-25)
NCAA Tournament Appearances	47 (last in 2024-25)
NIT Postseason Appearances	5 (last in 1980-81)
20+ Win Seasons	59 (last in 2024-25)
30+ Win Seasons	17 (last in 2024-25)
AP Top 10 Finishes	39 (last in 2023-24)
AP No. 1 Finishes	8 (last in 2018-19)
Years Ranked No. 1 in the country (AP only)	25 (last in 2024-25)
Overtime Games	135 (70-65)
Duke 100-Point Games	201 (195-6)
National Players of the Year	13 honors by 11 players (last in 2018-19)
National Defensive Players of the Year	9 honors by 6 players (last in 2005-06)
National Freshman of the Year	7 (last in 2022-23)
All-American Honors	80 (last in 2024-25)
Academic All-American Honors	20 (last in 2015-16)
ACC Players of the Year	19 (last in 2024-25)
ACC Freshmen of the Year	15 (last in 2024-25)
ACC Defensive Players of the Year	5 (last in 2021-22)

NCAA SECOND ROUND OPPONENT: BAYLOR BEARS [9 SEED]



Season Stats

#1 Duke (32-3, 19-1 ACC)
Baylor (20-14, 10-10 Big 12)

PPG	OPP PPG	FG%	3FG%	FT%	RPG	APG	BPG	SPG	FOUL
83.0	61.5	.488	.377	.784	38.8	16.9	3.8	7.0	15.8
76.4	69.2	.448	.348	.746	36.0	14.6	2.9	7.7	16.3

OPPONENT NOTES

- » The Blue Devils last played Baylor on Dec. 20, 2023, defeating the No. 10 Bears, 78-70, inside Madison Square Garden.
- » Jeremy Roach, who transferred from Duke to Baylor following the 2023-24 season, tallied 18 points, three rebounds, three assists and two steals for the Blue Devils in the 2023 victory.
- » In the first series meeting, Duke defeated the Bears, 78-71, in the NCAA regional finals on March 28, 2010, in Houston, as the Blue Devils advanced to their 15th Final Four to eventually claim their fourth national championship title.
- » In that contest, then senior guard and current Duke head coach Jon Scheyer drained five 3-pointers and made all five free throws for 20 points, to go along with five rebounds, four assists and a steal, playing all 40 minutes of the regional final.
- » Norchad Omier (6-7, forward) ranks fourth in the nation and leads the Big 12 with 22 double-doubles this season, averaging team highs of 15.8 points and 10.9 rebounds per game.
- » Freshman VJ Edgecombe averages 15.0 points per game.
- » Head coach Scott Drew, now in his 22nd season at Baylor, led the Bears to the 2021 national championship.

THE SERIES

Overall	Duke leads, 2-0
In Durham, N.C.	--
at Cameron Indoor Stadium	--
In Waco, Texas	--
at Ferrell Center	--
Neutral Site	Duke leads, 2-0
in NCAA Tournament	Duke leads, 1-0
Last Meeting	Duke 78, Baylor 70 (Dec. 20, 2023)

ON THIS DATE: MARCH 23

- » Duke has four times on March 23, all in the NCAA Tournament.
- » The Blue Devils are 3-1 all-time on this date.
- » The last time Duke played on March 23, the Blue Devils beat Syracuse, 69-65, in the NCAA regional semifinal in Omaha, Neb.
- » On March 23, 1963, Duke defeated Oregon State, 85-63, in the NCAA Final Four consolation game in Louisville, Ky.

SERIES FACTS

Overall Streak	W2
Home Streak	--
Road Streak	--
Last Home Win	--
Last Road Win	--
Last Neutral Win	78-70 (Dec. 20, 2023)
Last Home Loss	--
Last Road Loss	--
Last Neutral Loss	--
Largest Winning Margin	8 (78-70; Dec. 20, 2023)
Largest Losing Margin	--
Most Points Scored	78 (2x; last 78-70; Dec. 20, 2023)
Most Points Allowed	71 (March 28, 2010)
Fewest Points Scored	78 (2x; last 78-70; Dec. 20, 2023)
Fewest Points Allowed	70 (78-70; Dec. 20, 2023)

NCAA FIRST ROUND GAME NOTES AND BOX SCORE: DUKE 93, MOUNT ST. MARY'S 49

TEAM NOTES

- » Duke began its 47th NCAA Tournament on Friday and is now 123-41 (.750) all-time, marking the best winning percentage in tournament history by a team with a minimum of 20 games played.
- » With the win, Duke improved to 33-3 (.917) in the NCAA Tournament first round, 60-17 (.779) when playing in the East Region and to 15-0 when playing against a No. 16-seed.
- » The game was the Blue Devils' 41st NCAA Tournament game played in the state of North Carolina, improving to a record of 35-6 (.854).
- » The 44-point margin of victory is the Blue Devils' seventh win by 40+ points in the NCAA Tournament, the most by any school in the history of the event.
- » Friday was the first meeting between the two teams, but the second matchup for the Blue Devils against a team from the MAAC, having previously defeated Iona in the first round of the 2018 postseason in Pittsburgh.
- » Duke picked up its 32nd win of the season, improving to 32-3 overall for the campaign. Since the start of the 2000 season, Duke has now registered seven campaigns with at least 32 wins.
- » The Blue Devils ended the game with 21 assists and just two turnovers, a 10.5 assist-turnover ratio.
- » The 10.5 ratio sets a new program record, surpassing an 8.3 ratio that Duke finished with against The Citadel on Nov. 22, 2021.
- » Duke went on a 19-0 scoring burst in the second half, spanning 7:04 of game clock, to build its lead from 24 (65-41) to 43 (84-41).
- » The 19 unanswered points matched the Blue Devils' longest scoring run of the season - Duke also scored 19 straight against NC State on Jan. 27.
- » Duke won the rebounding battle, 44-38, and has finished with a positive margin on the glass in all but seven games this season.
- » The Blue Devils swept the specialty stats, finishing with a lead in points in the paint (36-26), points off turnovers (18-4), second-chance points (16-4) and bench points (41-18).
- » Duke's defense limited the Mountaineers to 49 points, 21.7 below their season average of 70.7 points per game.
- » The 49 points was the lowest point total for Mount St. Mary's this season.
- » The Blue Devils also held Mount St. Mary's to 0.71 points per possession, matching its season low (at Georgetown, Nov. 20).
- » Duke's offense finished with 1.39 points per possession, surpassing Quinnipiac's 1.34 (Jan. 18), as the highest output by a Mountaineer opponent this season.
- » Duke has now connected on at least one 3-pointer in 1,260 straight games, the longest streak nationally.

Official Basketball Box Score - Final
Mount St. Mary's at Duke
03/21/25 Lenovo Center, Raleigh
2024-25 Men's BasketballGame Time: 2:50 PM
Game Duration: 2:00
Attendance: 19,180

Officials: Courtney Green, Ed Corliss, Sean Hull

Mount St. Mary's - 49

Record: 23-13

NO.	Name	Min	FG	3P	FT	Rebounds	Fouls	TP	AS	TO	ST	Blocks	+/-
			M-A	M-A	M-A	OR DR TOT	PF FD					BS BA	
4	Dola Adebayo	F 32:41	3-11	0-3	0-0	0 9 9	0 2	6	1	2	0	1 0	-33
14	Jedy Cordilla	F 33:01	4-13	0-0	1-2	5 3 8	3 5	9	2	1	0	0 3	-35
8	Dallas Hobbs	G 30:01	2-12	0-7	0-0	0 7 7	2 1	4	2	4	1	0 1	-37
23	Javon Ervin	G 16:07	2-4	0-1	2-2	0 0 0	0 1	6	1	1	0	0 1	-17
45	Xavier Lipscomb	G 34:56	2-4	0-1	2-2	0 5 5	3 1	6	3	1	0	0 0	-38
2	Arlandus Keyes	29:37	5-13	0-0	1 3 4	2 0	15	1	1	1	0	0 0	-31
10	Patrick Haigh	08:41	0-3	0-2	0-0	0 1 1	0 0	0	0	0	0	0 0	-9
5	Malcolm Dread	05:29	0-1	0-1	0-0	0 1 1	2 0	0	0	0	0	0 0	-9
9	Abdou Khadre Kébé	03:44	0-1	0-1	0-0	0 0 0	0 0	0	0	1	0	0 0	-6
12	Trey Wilson	03:44	1-1	0-0	1-2	0 0 0	1 1	3	0	0	0	0 0	-6
6	Jaxon Hartman	01:59	0-0	0-0	0-0	0 1 1	0 0	0	0	0	0	0 0	1
Team						2 0 2		0		0			
Totals			19-63	5-27	6-8	8 30 38	13 11	49	10	11	2	1 5	-44

Technical Fouls: NONE

Shooting By Period		
1st FG%	11-30	36.7%
3PT%	3-14	21.4%
FT%	3-4	75%
2nd FG%	8-33	24.2%
3PT%	2-13	15.4%
FT%	3-4	75%
GM FG%	19-63	30.2%
3PT%	5-27	18.5%
FT%	6-8	75.0%

Dead Ball Rebounds: 1, 0

Duke - 93

Record: 32-3

NO.	Name	Min	FG	3P	FT	Rebounds	Fouls	TP	AS	TO	ST	Blocks	+/-
			M-A	M-A	M-A	OR DR TOT	PF FD					BS BA	
2	Cooper Flagg	F 22:13	6-12	1-3	1-1	1 6 7	0 2	14	4	1	0	2 1	31
9	Khaman Maluach	C 15:36	5-5	1-1	0-0	1 4 5	3 0	11	2	0	0	0 0	21
5	Tyrese Proctor	G 23:54	6-9	6-8	1-2	0 3 3	0 1	19	5	0	1	0 0	28
7	Kon Knueppel	G 19:05	2-5	1-4	1-2	1 2 3	0 1	6	2	0	2	0 0	20
14	Sion James	G 18:09	0-5	0-2	2-2	0 2 2	3 2	2	3	0	1	0 0	23
21	Patrick Ngongba	18:38	4-5	0-0	1-2	1 7 8	1 3	9	2	0	1	3 0	20
3	Isaiah Evans	20:02	2-9	0-5	0-0	1 1 2	0 0	4	0	0	0	0 0	14
18	Mason Gillis	18:10	1-5	0-4	2-2	1 4 5	3 1	4	1	0	0	0 0	18
1	Caleb Foster	20:06	4-5	3-4	1-1	0 3 3	1 1	12	1	1	2	0 0	18
8	Darren Harris	10:53	3-6	1-3	0-0	0 4 4	0 0	7	0	0	0	0 0	12
20	Neal Begovich	05:46	1-1	1-1	0-0	1 0 1	0 1	3	0	0	1	0 0	3
13	Cameron Sheffield	03:44	0-1	0-1	0-0	0 0 0	0 0	0	0	0	0	0 0	6
55	Spencer Hubbard	03:44	1-2	0-1	0-0	0 0 0	0 1	2	1	0	0	0 0	6
Team						0 1 1		0		0			
Totals			35-70	14-37	9-12	7 37 44	11 13	93	21	2	8	5 1	44

Technical Fouls: NONE

	MOUNT	DUKE	Points from	MOUNT	DUKE	Period by Period Scoring
Biggest lead	0 (1st 20:00)	46 (2nd 0:50)	Turnovers	4	18	1st 2nd TOT
Best Scoring Run	5(2nd 3:46)	19(2nd 5:27)	Paint	26	36	MOUNT 28 21 49
Lead Changes	0		Second Chance	4	16	DUKE 54 39 93
Times Tied	0		Fast Breaks	4	17	
Time with Lead	00:00	39:40	Bench	18	41	

Last Time Out

- » No. 1-seed Duke began the 2025 NCAA Tournament with a 93-49 victory over Mount St. Mary's on Friday, March 21, at the Lenovo Center.
- » **Tyrese Proctor** led the Blue Devils (32-3) with 19 points, while three others finished in double-figures - **Cooper Flagg** (14), **Caleb Foster** (12) and **Khaman Maluach** (11).
- » **Patrick Ngongba II** grabbed a team-high eight rebounds, setting a new career high, while Flagg finished one board behind his teammate, with seven caroms. As a team, Duke dished 21 assists, led by Proctor's five, while only committing two turnovers, to finish the game with a 10.5 assist-turnover ratio - the best in program history.
- » On defense, the Blue Devils limited the Mountaineers to just 19-of-63 (.302) shooting, after Mount St. Mary's entered the contest averaging 44.6 percent from the field.
- » Duke began its 47th NCAA Tournament on Friday and is now 123-41 (.750) all-time, marking the best winning percentage in tournament history by a team with a minimum of 20 games played.
- » With the win, Duke improved to 33-3 (.917) in the NCAA Tournament first round, 60-17 (.779) when playing in the East Region and to 15-0 when playing against a No. 16-seed.
- » The game was the Blue Devils' 41st NCAA Tournament game played in the state of North Carolina, improving to a record of 35-6 (.854).
- » The 44-point margin of victory is the Blue Devils' seventh win by 40+ points in the NCAA Tournament, the most by any school in the history of the event.
- » Duke picked up its 32nd win of the season, improving to 32-3 overall for the campaign. Since the start of the 2000 season, Duke has now registered seven campaigns with at least 32 wins.
- » The Blue Devils ended the game with 21 assists and just two turnovers, a 10.5 assist-turnover ratio. The 10.5 ratio sets a new program record, surpassing an 8.3 ratio that Duke finished with against The Citadel on Nov. 22, 2021.
- » Duke went on a 19-0 scoring burst in the second half, spanning 7:04 of game clock, to build its lead from 24 (65-41) to 43 (84-41). The 19 unanswered points matched the Blue Devils' longest scoring run of the season - Duke also scored 19 straight against NC State on Jan. 27.
- » Duke won the rebounding battle, 44-38, and has finished with a positive margin on the glass in all but seven games this season.
- » Duke's defense limited the Mountaineers to 49 points, 21.7 below their season average of 70.7 points per game. The 49 points was the lowest point total for Mount St. Mary's this season.
- » The Blue Devils also held Mount St. Mary's to 0.71 points per possession, matching its season low (at Georgetown, Nov. 20).
- » Duke's offense finished with 1.39 points per possession, surpassing Quinnipiac's 1.34 (Jan. 18), as the highest output by a Mountaineer opponent this season.
- » Duke has now connected on at least one 3-pointer in 1,260 straight games, the longest streak nationally.
- » Proctor matched his career high for made three-pointers, sinking six on Saturday. Proctor had previously set a new career high in Duke's last game against Louisville, going 6-of-14 (.429) against the Cardinals in the championship game of the ACC Tournament.
- » Proctor shot 6-of-8 (.750) from deep against the Mountaineers and is 12-of-22 (.545) from beyond the arc in Duke's last two games.
- » The junior also contributed a team-best five assists, three boards and a steal.
- » Flagg returned from a two-game absence due to an ankle injury and was included in the starting lineup. The freshman played a total of 22 minutes, posting 14 points on 6-of-12 (.500) shooting, while also grabbing seven rebounds, dishing four assists and blocking two shots.
- » Foster scored 12 points on 4-of-5 (.800) shooting, fueled by 3-of-4 (.750) from beyond the arc.
- » Maluach rounded out Duke's double-digit scoring, finishing the contest with 11 points on a perfect 5-for-5 from the field. Maluach slammed home three dunks and added a first-half three-pointer, his fourth of the season.
- » Ngongba set a new career high for rebounds with eight, while also scoring nine points on 4-of-5 (.800) shooting and rejecting three shot attempts.

Scheyer Breaks ACC Record for Most Victories in First Three Seasons

- » Duke head coach **Jon Scheyer** has achieved a career record of 86-21 after Saturday's ACC championship game victory for a winning percentage of .804.
- » Scheyer's 86 victories exceed the standard set by Bill Guthridge (80, North Carolina, 1997-2000) for the most wins by an ACC coach in their first three seasons.
- » Scheyer became the first coach in conference history to win two ACC Tournament championships in his first three seasons as a head coach.

Duke Continues to Rank Among Nation's Top Defenses

- » Duke is once again one of the top defenses in the country.
- » KenPom ranks the Blue Devils as the third-best defense in the nation with a raw defense efficiency rating of 92.4. (as of March 22)
- » This season, Duke ranks fifth in the nation in field goal percentage defense (.384) and sixth in scoring defense (61.5) - both top marks in the ACC.
- » The 2024-25 Blue Devils are the first Duke team since the 1948-49 season to hold every regular-season opponent to fewer than 80 points.
- » Based on EvanMiya's Defensive Bayesian Performance Rating, Duke has six of the top 16 defenders in the ACC: **Cooper Flagg** (1st), **Maliq Brown** (3rd), **Kon Knueppel** (6th), **Sion James** (8th), **Khaman Maluach** (9th) and **Tyrese Proctor** (16th). Flagg ranks as the second-best defender in the nation with a rating of 4.64.
- » Duke opponents have committed 33 shot clock violations on the season, compared to just eight by the Blue Devils.
- » Last season, the 2023-24 Blue Devils finished 16th in the nation in defense efficiency (95.2), and ranked 28th in the nation in scoring defense, holding opponents to just 66.3 points per game.
- » In 2022-23, **Jon Scheyer**'s first season as head coach, Duke finished 16th in the nation in defense efficiency (93.9), and ranked 24th in three-point percentage defense (.305), 27th in field goal percentage defense (.406) and 30th in scoring defense (63.6).

Blue Devils Evolve into One of the Nation's Top Offenses

- » While Duke established itself as an imposing defensive unit early in the season, the Blue Devils have evolved into one of the top-rated offenses in the country.
- » The Blue Devils are No. 1 on KenPom's raw offensive efficiency list (124.5), followed by Gonzaga (121.4) and Florida (121.1).
- » Duke also owns the top-rated offense by EvanMiya with an offensive performance rating of 20.9, ahead of Alabama (19.6) and Florida (18.9). (as of March 22)
- » Duke ranks fourth in the nation in assist-to-turnover ratio (1.80), fifth in effective field goal percentage (.575), 14th in field goal percentage (.488) and 19th in assists per game (16.9) - all top marks in the ACC.
- » In the last seven regular-season games (wins over Stanford, Virginia, Illinois, Miami, Florida State, Wake Forest and North Carolina), Duke averaged 95.4 points per contest, while shooting 240-of-452 (53.1%) from the field, 81-of-188 (43.1%) from three-point land and 107-of-128 (83.6%) from the free-throw line.
- » Against Stanford, Duke averaged 1.68 points per possession, the fourth-highest efficiency against a high-major opponent in the KenPom database (since 1996-97), then 1.31 PPP at Virginia and 1.51 PPP versus Illinois. The offensive rating of 147 during those three games is the best three-game stretch against high-major opponents in KenPom history, topping the previous high of 140 by North Carolina in 2016. (The Athletic)

Down, But Not Out

- » Duke has found a way of overcoming double-digit deficits this season, rallying for a 4-1 record when trailing by double figures.
- » The Blue Devils trailed by 11 points (16:20-1st) versus Auburn (Dec. 4), battled to take a 12-point lead (18:23-2nd), and won by six points, 84-78.
- » Duke trailed by 14 points (8:36-1st) at Louisville (Dec. 8), stormed back for a 13-point advantage (0:47-2nd), and won by 11 points, 76-65.
- » The Auburn and Louisville victories were the first time the Blue Devils overcame double-digit deficits in consecutive wins since February 2020, when Duke defeated Boston College, 63-55, after trailing by 10 points (Feb. 4, 2020), and then beat North Carolina, 98-96 in overtime, after being down by 13 points (Feb. 8, 2020).
- » Duke rallied from a 13-point deficit (4:14-1st) against NC State (Jan. 27) to secure a 10-point victory.
- » In the ACC Tournament quarterfinals (March 13), Georgia Tech jumped out to a 14-point lead (5:02-1st) before Duke rallied for a 78-70 win.
- » The Blue Devils also trailed by 13 points (15:49-1st) versus top-ranked Kansas (Nov. 26), rallied to take a two-point lead (5:53-2nd), but lost by three points, 75-72.

Duke Single-Season Records BEST FG% DEFENSE (since 1960)

1. 2024-25	.384
2. 2004-05	.390
3. 1998-99	.391
4. 2018-19	.398
5. 2009-10	.401

(as of March 22, 2025)

Duke Single-Season Records BEST SCORING DEFENSE (since 1951)

1. 2009-10	61.0
2. 2024-25	61.5
3. 2006-07	62.0
4. 1959-60	63.2
5. 2022-23	63.6

(as of March 22, 2025)

Duke Single-Season Records HIGHEST AVG. SCORING MARGIN

1. 1998-99	24.7
2. 2024-25	21.5
1997-98	21.5
4. 2000-01	20.2
5. 2001-02	19.7

(as of March 22, 2025)

Duke Single-Season Records MOST 3-POINT FIELD GOALS

1. 2000-01 (ACC record)	407
2. 2024-25	358
3. 2015-16	328
4. 2013-14	316
5. 2016-17	311

(as of March 22, 2025)

Duke Single-Season Records HIGHEST FREE THROW PERCENTAGE

1. 1977-78	.791
2. 1972-73	.785
3. 2024-25	.784
4. 1970-71	.766
2022-23	.766

(as of March 22, 2025)

DUKE GAME NOTES

Five Blue Devils Earn ACC Postseason Honors; Flagg Named ACC Player of the Year and Rookie of the Year

- » Duke freshman guard/forward **Cooper Flagg** was voted the 2024-25 ACC Player of the Year and Rookie of the Year, headlining five Blue Devils to earn conference postseason honors.
- » Flagg is the fourth player in ACC history to capture the league's Player and Rookie of the Year awards in the same season, joining former Duke standouts **Zion Williamson** (2019), **Marvin Bagley III** (2018) and **Jahlil Okafor** (2015).
- » The Newport, Maine, native was also selected to the All-ACC First Team, ACC All-Rookie Team and ACC All-Defensive Team, finishing second in the voting for ACC Defensive Player of the Year.
- » Fellow freshman guard/forward **Kon Knueppel** was named to the All-ACC Second Team, junior guard **Tyrese Proctor** secured a spot on the All-ACC Third Team and freshman center **Khaman Maluach** received All-ACC Honorable Mention recognition. Knueppel and Maluach accompanied Flagg on the ACC All-Rookie Team.
- » Duke graduate guard **Sion James** earned ACC All-Defensive Team honors in his lone season as a Blue Devil.
- » Flagg is the 19th Blue Devil to be saluted as the ACC Player of the Year and 15th to be declared ACC Rookie of the Year.
- » Duke's 19 Player of the Year awards, 15 Rookie of the Year recipients, 159 All-ACC selections, 41 All-Rookie Team picks and 34 All-Defensive Team merits are the most in conference history in each category. In addition, the Blue Devils have had an All-ACC First Team honoree in 17 of the last 18 seasons.

Flagg Collecting Accolades, Making History - Consensus First Team All-American

- » Duke freshman guard/forward **Cooper Flagg** was announced as the ACC Player of the Year and ACC Rookie of the Year, while being named to the All-ACC First Team, ACC All-Defensive Team and ACC All-Rookie Team.
- » Flagg is a consensus First Team All-American, being named to the All-America First Team by Sporting News, Associated Press (AP), National Association of Basketball Coaches (NABC) and U.S. Basketball Writers Association (USBWA).
- » The Newport, Maine native is the first consensus First Team All-America selection for Duke since **RJ Barrett** and **Zion Williamson** accomplished the feat in 2019.
- » Flagg is the 22nd all-time Duke player to be named a consensus First Team All-American and his selection is the 25th total in program history - which leads college basketball in the modern era (since 1949). As a freshman, Flagg is the 10th Blue Devil rookie to garner All-America honors.
- » Flagg was a unanimous first-team selections both to the AP and Sporting News All-America lists.
- » Flagg collected 18 points, seven rebounds, five assists and three steals in the season-opener against Maine to become the first freshman in Duke history to have at least 10 points, five rebounds, five assists and three steals in their debut.
- » Flagg was the first Duke player in the last 40 years to amass 50+ points, 25+ rebounds and 10+ assists in his first three career games, per ESPN.
- » Flagg was voted as the ACC Men's Basketball Player and Rookie of the Week on Nov. 25, becoming the first player to earn both honors in the same week since Feb. 3, 2020, when Duke's **Vernon Carey, Jr.**, accomplished the same feat.
- » Flagg became the only 17-year-old in NCAA history to register multiple 20-point double-doubles, according to Real Sports.
- » In Duke's four top-25 matchups, Flagg averaged 21.3 points, 8.5 rebounds, 3.0 assists, 1.8 blocks and 1.3 steals per game.
- » After registering a pair of 20-point double-doubles without committing a turnover against No. 2 Auburn and at Louisville, Flagg was declared the Associated Press and Lute Olson National Player of the Week and the ACC Rookie of the Week (Dec. 9).
- » Flagg broke the Duke and ACC freshman single-game scoring records with 42 points versus Notre Dame (Jan. 11), becoming the youngest player in NCAA history to have a 40-point game, according to Real Sports.
- » On Jan. 13, Flagg became the first player in ACC history to sweep the conference weekly awards (player and rookie of the week) three times. He is the fifth player in the history of the league to sweep the conference's weekly awards multiple times in a season, joining four former Blue Devils - **Vernon Carey Jr.** (2019-20), **Zion Williamson** (2018-19), **Marvin Bagley III** (2017-18) and **Jabari Parker** (2013-14), who each did so twice.
- » The freshman achieved a perfect 4.0 grade point average during the fall 2024 semester.
- » Flagg has posted seven double-doubles this season, including four with 20 points or more and two of those against ranked opponents, collecting 26 points and 11 rebounds versus No. 19 Kentucky and 22 points and 11 caroms against No. 2 Auburn.
- » Flagg has been voted as the ACC Rookie of the Week a record 12 times (Nov. 18, Nov. 25, Dec. 9, Dec. 23, Jan. 6, Jan. 13, Jan. 20, Jan. 27, Feb. 3, Feb. 17, Feb. 24, March 10) and the ACC Player of the Week five times (Nov. 25, Jan. 6, Jan. 13, Feb. 3, Feb. 24).
- » Flagg's 12 ACC Rookie of the Week awards are the conference record, passing the standard of 10 honors by Kenny Anderson of Georgia Tech (1990), Tyler Hansbrough of UNC (2006) and **Jabari Parker** of Duke (2014).
- » Flagg became the first ACC player to amass 500 points, 100 assists and 30 blocks in the regular season in the last 25 years, reaching those numbers in 26 games (at Virginia).
- » Flagg, who turned 18 years old on Dec. 21, currently leads Duke in points (18.7), rebounds (7.5), assists (4.1), steals (1.5) and blocked shots (1.3).
- » Flagg is the only player to rank among the ACC's top-10 in all five major statistical categories - scoring (3rd), rebounding (9th), assists (8th), blocked shots (8th) and steals (10th).
- » Flagg is the fourth-highest rated player in the history of the KenPom Player of the Year Standings (since 2011) with a rating of 2.563, trailing Frank Kaminsky of Wisconsin in 2015 (2.794), Zach Edey of Purdue in 2024 (2.699) and Russ Smith of Louisville in 2013 (2.636).
- » Flagg currently leads the KenPom Player of the Year Standings with a 2.563 rating, ahead of Auburn's Johni Broome (2.271) and Walter Clayton of Florida (1.539).
- » Flagg is the top-rated player by EvanMiya with a combined offensive and defensive rating of 10.66, compared to Johni Broome of Auburn, who is second with a 9.67 rating.
- » Flagg is rated as the No. 1 defender in the ACC and second nationally by EvanMiya with a defensive performance rating of 4.64, which is more than a point ahead of the conference's second-highest rated defender.
- » Flagg has distributed 40 assists with just eight turnovers in his last nine games - a 5.0 assist-to-turnover ratio.

KenPom Player of the Year Rankings (as of March 22)

Cooper Flagg, Duke	2.563
Johni Broome, Auburn	2.271
Walter Clayton, Florida	1.539
Hunter Dickinson, Kansas	1.508
JT Toppin, Texas Tech	1.490

EvanMiya Player Performance Rankings (as of March 22)

Cooper Flagg, Duke	10.66
Johni Broome, Auburn	9.67
Braden Huff, Gonzaga	8.52
Joseph Tugler, Houston	8.29
Zakai Zeigler, Tennessee	7.85

Jon Scheyer Continues to Build on Historic Debut

- » Former Duke All-American and two-time team captain **Jon Scheyer** made history with his head-coaching debut in 2022-23, when he became just the third coach in ACC history to win the ACC Tournament in their first season and the first to win an ACC title as both a player (2009, 2010) and as a coach (2023).
- » Duke posted 27-9 records in each of Scheyer's first two seasons as head coach, while the Blue Devils are currently 27-3 in 2024-25.
- » The Blue Devils won the ACC Tournament in 2023, advanced to the Elite Eight in 2024 and captured the ACC regular-season title with a 19-1 league record in 2025.
- » In 2023-24, Duke was ranked inside the top-25 for the entirety of the season, concluding at No. 9 in the final Associated Press poll, an upgrade from the Blue Devils' No. 12 final ranking in 2022-23. In 2024-25, the Blue Devils have been ranked in the top-12 of the Associated Press poll all season, including 16 weeks in the top-10 and the last 13 weeks in the top-5.
- » Scheyer led the 2023-24 team to three victories over opponents ranked in the top-25, with wins over No. 18 Michigan State, No. 10 Baylor and No. 2 Houston, and advanced to the NCAA Tournament as a top-five seed for the second straight season.
- » Among Duke head coaches in their first two seasons, Scheyer posted the most overall wins (54), most conference wins (29) and the most NCAA Tournament wins (4). Scheyer's overall win percentage (.750) through his first two seasons is the best since Eddie Cameron in 1928-30 (.750/30-10), and his conference win percentage (.725) is the best since Harold Bradley in 1950-52 (.743).
- » Scheyer became Duke's fastest head coach to reach the 50-win milestone, doing so in 65 games, bettering the standard set by Vic Bubas, who hit 50 wins in 69 contests from 1959-62.
- » Scheyer chalked up the most victories by any Duke head coach in their first 100 games, posting 79 victories, which tops Vic Bubas's 76.
- » Scheyer's 86 career victories are the most wins by an ACC coach in their first three seasons, surpassing Bill Guthridge (80, North Carolina, 1997-2000).
- » Scheyer is just the third men's basketball head coach in ACC history to lead his program to a conference tournament title and an NCAA Elite Eight appearance in his first two seasons, joining Bill Guthridge (North Carolina, 1998) and fellow Blue Devils coach, Vic Bubas (1960).
- » Scheyer became the first coach in conference history to win two ACC Tournament championships in his first three seasons as a head coach.
- » The Northbrook, Illinois, native has been integral in the recruiting and development of several young Duke stars since joining the staff in 2013-14, and as head coach, has landed the nation's No. 1-ranked recruiting class twice (2022 and 2024) and No. 2-ranked recruiting class (2023).
- » Duke has signed a top-three recruiting class per ESPN in every season since Scheyer joined the staff, including the No. 1 class six times in 11 seasons (2014, 2015, 2017, 2018, 2022, 2024).

MOST WINS IN FIRST 100 GAMES AS DUKE COACH

Head Coach (First Season) - Record	
Jon Scheyer (2022-23)	79-21
Vic Bubas (1959-60)	76-24
Harold Bradley (1950-51)	70-30
Eddie Cameron (1928-29)	70-30
Gerry Gerard (1942-43)	66-34

DUKE GAME NOTES

Duke Remains at No. 1 in Top-25 Polls

- » Duke moved to the top of both the Associated Press and USA TODAY Coaches top-25 polls on March 10, and remained in the top spot on March 17 after winning three games in Charlotte to capture the ACC Tournament title.
- » The No. 1 ranking on March 10 was the first time the Blue Devils have been positioned atop the Associated Press poll since Nov. 29, 2021.
- » Duke has now been ranked as the No. 1 team in the nation for 147 weeks, more than any other program in the country.

Duke's Three-Point Streak

- » Duke has connected on at least one 3-pointer in 1,260 straight games, the longest streak nationally.
- » It has been more than 30 years since Duke was held without a three-point field goal -- Dec. 30, 1989, versus Hawai'i.

Duke Men's Basketball Social Media Reaches Six Million Followers

- » Duke Men's Basketball social media platforms (DUKEMBB on Instagram, Facebook, X, YouTube, TikTok) recently surpassed six million followers.
- » Duke Men's Basketball's 6.1 million followers rank as No. 1 in college sports, followed by Alabama Football with 4.3 million. (as of Feb. 23)

The 2024-25 Duke Blue Devils

- » Duke returns two starters from last season's Elite Eight squad, junior **Tyrese Proctor** and sophomore **Caleb Foster**, while also signing the nation's top-ranked recruiting class and also making four additions through the transfer portal.
- » Duke's six-player freshman class includes five top-25 players in 247Sports' rankings, and consists of five-star prospects **Cooper Flagg** (6-9, G/F, Newport, Maine/Montverde Academy), **Isaiah Evans** (6-6, G/F, Fayetteville, N.C./North Mecklenburg HS), **Kon Knueppel** (6-7, G/F, Milwaukee, Wis./Wisconsin Lutheran HS), **Patrick Ngongba II** (6-11, C, Manassas, Va./Paul VI Catholic) and **Khaman Maluach** (7-2, C, South Sudan, Africa/NBA Academy Africa), and four-star recruit **Darren Harris** (6-6, G/F, Herndon, Va./Paul VI Catholic).
- » In the transfer portal, Duke added four-star transfers **Sion James** (6-6, G, Sugar Hill, Ga./Lanier HS/Tulane), **Maliq Brown** (6-9, F, Culpeper, Va./Blue Ridge HS/Syracuse) and **Mason Gillis** (6-6, F, New Castle, Ind./New Castle HS/Purdue) along with **Cameron Sheffield** (6-6, G/F, Alpharetta, Ga./Chattahoochee HS/Rice).

Duke's Unique Blend of Youth and Experience

- » Duke welcomed the No. 1 recruiting class of six freshmen, which includes two of the five youngest Division I men's basketball players with **Cooper Flagg** (12/21/2006) ranking second and **Khaman Maluach** (9/14/2006) fifth.
- » The Blue Devils also boast veteran experience with non-freshmen combining for more than 500 games played (523), 300 starts (324), and 13,000 minutes (13,201) entering the 2024-25 campaign, including **Mason Gillis** with 132 games played and **Sion James** with 107 starts (ranks 11th among Div. I players entering the season).

Strength of Schedule Tests and Prepares the Blue Devils

- » During a six-game stretch (Nov. 12-Dec. 4) before conference action began, Duke played four teams that were ranked in the Associated Press top-25 poll (No. 1 Kansas, No. 2 Auburn, No. 17 Arizona, and No. 19 Kentucky) and were at least a 4-seed in last season's NCAA Tournament.
- » The Blue Devils posted a 2-2 record in those ranked contests with a road win at No. 17 Arizona (Nov. 22) and a home victory over No. 2 Auburn (Dec. 4) in the ACC/SEC Challenge.
- » Duke played three true road games before Christmas for the first time since the 1990-91 season, winning all three contests.

KenPom.com Measures Duke as Nation's Tallest Team

- » Duke ranks No. 1 in KenPom.com's list of tallest teams in the country with an average height of 79.8 inches, better than 6-7 per Blue Devil.
- » The Blue Devils' starting lineup features 6-6 guard **Sion James**, 6-6 guard **Tyrese Proctor**, 6-7 guard/forward **Kon Knueppel**, 6-9 guard/forward **Cooper Flagg** and 7-2 center **Khaman Maluach**, for an average height of 6-8.

AP Poll Streak Extends

- » With the release of the *Associated Press* preseason poll on Oct. 14, Duke was ranked No. 7 -- extending a notable streak.
- » The Blue Devils have now been ranked in the top 10 at least once in 29 consecutive seasons -- the longest active streak nationally. The next closest program is Kansas, which has held a top-10 ranking at some point in each of the last 19 seasons.
- » The No. 7 ranking also marked the 17th consecutive season that the Blue Devils made their debut in the top 10.

Incoming Freshman Class Ranked No. 1 Nationally -- Duke's 12th Consecutive Top-3 Class

- » During the early signing period, **Jon Scheyer** announced the addition of four players to Duke's recruiting class of 2025.
- » The top-ranked class would mark the fourth consecutive top-two class for Scheyer, after inking the top class for 2022 and 2024, and the No. 2 group in 2023.
- » During Scheyer's tenure on Duke's coaching staff, the program has signed a top-three class in each of the last 12 seasons.
- » If the Blue Devils go on to complete the 2025 cycle with the top-ranked class, Scheyer will have been involved with recruiting a No. 1 class to Durham for the seventh time in the last 12 years.
- » The four-player class - each with five-star composite rankings and among the nation's top-25 recruits, according to 247Sports - is led by No. 2 overall prospect, **Cameron Boozer**, followed by No. 15 **Shelton Henderson**, No. 19 **Nikolas Khamenia** and No. 21 **Cayden Boozer** (Columbus HS, Miami, Fla.).
- » Cameron Boozer, Cayden Boozer and Khamenia were selected for the 2025 USA Men's Nike Hoop Summit, Saturday, April 12, in Portland, Oregon.

Duke Adds Three More McDonald's All-Americans

- » Following the announcement of the 2025 McDonald's All-American Game rosters, Duke has signed 95 McDonald's All-Americans all-time -- the most of any NCAA program.
- » The Blue Devils' most recent selections are **Cameron Boozer**, **Cayden Boozer** and **Nikolas Khamenia**.
- » Duke has added at least one McDonald's All-American in 41 consecutive years.

NBA Season Begins with 24 Blue Devils on Opening Day Rosters

- » When the NBA season began on Oct. 22, Duke had 24 members of The Brotherhood on opening-day rosters.
- » The list was compiled from the NBA's official opening-day rosters (including two-way and inactive lists) and includes any Blue Devil that played and finished their college basketball careers at Duke.
- » Duke's players are spread across the country at a total of 18 NBA franchises, including a trio of Blue Devils in Phoenix (**Grayson Allen**, **Tyus Jones** and **Mason Plumlee**) and four duos in Charlotte (**Seth Curry** and **Mark Williams**), Dallas (**Kyrie Irving** and **Dereck Lively II**), New Orleans (**Brandon Ingram** and **Zion Williamson**) and Orlando (**Paolo Banchero** and **Wendell Carter Jr.**).
- » Duke's two draftees from the 2023-24 squad, **Jared McCain** (Philadelphia) and **Kyle Filipowski** (Utah), are set to make their NBA debuts this season.
- » **Jayson Tatum**, a forward/guard for the Boston Celtics, is coming off his first NBA championship during the 2023-24 season. Tatum, a five-time All-Star and four-time All-NBA selection, helped lead the Celtics to a league-leading 64 regular-season wins and defeated the Dallas Mavericks in five games in the NBA Finals.

CONSECUTIVE GAMES WITH A 3-POINT FIELD GOAL | ACTIVE

Rk	School	Games	Next Game
1.	Duke	1,260	vs. Baylor (3/23)
2.	UNLV	1,259	--
3.	East Tennessee State	1,191	--

Through games played on 3/22 based on available data

CONSECUTIVE SEASONS RANKED IN TOP 10 | AP POLL

Rk	Team	No.
1.	Duke	29
2.	Kansas	19
3.	Kentucky	15

DUKE'S ESPN.COM RECRUITING

CLASS RANKINGS

2009	9
2010	6
2011	2
2012	12
2013	15
2014	>>> 1
2015	1
2016	2
2017	1
2018	1
2019	2
2020	2
2021	3
2022	1
2023	2
2024	1
2025	(early signing) 1

>>> Scheyer's first season on staff

MOST McDONALD'S

ALL-AMERICANS SIGNED

1.	Duke	95
2.	North Carolina	77
3.	Kentucky	71

> through 2025 class (as of Feb. 1)

BLUE DEVILS IN THE NBA

Grayson Allen - Phoenix
 Marvin Bagley III - Washington
 Paolo Banchero - Orlando
 R.J. Barrett - Toronto
 Wendell Carter Jr. - Orlando
 Seth Curry - Charlotte
 Kyle Filipowski - Utah
 Brandon Ingram - Toronto
 Kyrie Irving - Dallas
 Jalen Johnson - Atlanta
 Tre Jones - San Antonio
 Tyus Jones - Phoenix
 Luke Kennard - Memphis
 Dereck Lively II - Dallas
 Jared McCain - Philadelphia
 Wendell Moore Jr. - Detroit
 Mason Plumlee - Phoenix
 Cam Reddish - LA Lakers
 D.J. Steward - Chicago
 Jayson Tatum - Boston
 Gary Trent Jr. - Milwaukee
 Dariq Whitehead - Brooklyn
 Mark Williams - Charlotte
 Zion Williamson - New Orleans

HEAD COACH JON SCHEYER



BIO

Former Duke All-American and two-time team captain Jon Scheyer is the 20th head coach in Duke University's storied basketball history. He was named to the position on June 4, 2021, succeeding Hall of Fame head coach Mike Krzyzewski.

Scheyer, who enters his third season as head coach in 2024-25, has vast experience on the Duke bench, having served on Krzyzewski's staff since the 2013-14 season. His previous roles with the Blue Devils include special assistant, assistant coach and the previous three years as associate head coach. Scheyer and Duke agreed to a new six-year contract in October of 2023, extending him through the 2028-29 season.

The 35-year-old Scheyer was among the youngest head coaches in Division-I men's basketball, and the youngest at a power conference institution. He was named to *The Athletic's* 40 Under 40 in college sports in 2022, and was previously touted as one of the best assistant coaches in college basketball.

As a player, Scheyer sparked the Blue Devils to two ACC championships and the 2010 NCAA title as a player from 2007-10. In his time on the coaching staff, he has helped Duke compile a 272-80 (.773) record, a national championship (2015), two Final Fours (2015, 2022) and three ACC Tournament crowns (2017, 2019, 2023).

The Northbrook, Illinois, native has been integral in the recruiting and development of several young Duke stars since joining the staff, and landed the nation's No. 1-ranked recruiting class in 2022 and 2024, and No. 2-ranked class for 2023.

Duke has signed a top-three recruiting class per ESPN in every season since Scheyer joined the staff, including the No. 1 class six times in 11 seasons (2014, 2015, 2017, 2018, 2022, 2024).

[CLICK HERE FOR COACH SCHEYER'S FULL BIO](#)

CAREER RECORD

Overall Record	86-21
ACC Record (regular season & tournament)	54-13
Home	48-3
Road	21-11
Neutral	17-7
vs. AP Top 25	10-9

SCHEYER QUICK FACTS

Born	August 24, 1987
High School	Glenbrook North, Northbrook, Illinois
College Career	Four-year letterman, Duke, 2007-2010
College Degree	B.A., History, Duke, 2010
College Honors	Co-captain, 2009, 2010
	Consensus Second Team All-America, 2010
	All-NCAA Final Four Team, 2010
	First Team All-ACC, 2010
	NCAA Tournament All-South Region, 2010
	ACC Tournament MVP, 2009
	All-Preseason NIT, 2009
	First Team ACC All-Tournament, 2009, 2010
Coaching Career	Special Assistant, Duke, 2013-14
	Assistant Coach, Duke, 2014-18
	Associate Head Coach, Duke, 2018-22
	Head Coach, Duke, 2022-present
Family	Wife, Marcelle (married May 2017)
	Children, Noa (born January 2018)
	Jett (born August 2019)
	James (born May 2022)

SCHEYER BY THE NUMBERS

27.2	Average number of wins per season while at Duke
.787	Career winning percentage as coach and player
11	Top-3 recruiting classes in 11 years on staff
6	ACC Tournament titles (2009, 2010, 2017, 2019, 2023, 2025)
2	National Championships (2010, 2015)
31	All-ACC selections coached (13 First Team picks)
13	All-Americans coached (6 consensus First Team picks)
16	Major ACC award winners coached (5 Players of the Year)
30	NBA Draft picks coached (2 overall No. 1 picks)

"I've said many times that Jon Scheyer is one of the smartest coaches in the country. He showed that repeatedly as a member of our staff the past eight seasons. He is ready for this amazing opportunity and clearly recognizes the significance of the position in which he finds himself. He understands the unique culture of Duke Basketball and he and his staff will carry it forward in an ever-changing college athletics environment. Jon is a rising star in the profession and Duke could not be in better hands moving forward." -- MIKE KRZYZEWSKI

JON SCHEYER YEAR-BY-YEAR AT DUKE

Playing Career	Overall	ACC	ACC Tournament	NCAA Tournament
2006-07 Freshman Guard	22-11	8-8 (T6th)	First Rd (0-1)	NCAA First Rd (0-1)
2007-08 Sophomore Guard	28-6	13-3 (2nd)	Semifinals (1-1)	NCAA Second Rd (1-1)
2008-09 Junior Guard	30-7	11-5 (T2nd)	Champion (3-0)	NCAA Sweet 16 (2-1)
2009-10 Senior Guard	35-5	13-3 (T1st)	Champion (3-0)	NCAA Champion (6-0)
Career	115-29 (.799)	45-19 (.703)	7-2 (.778)	9-3 (.750)
Coaching Career	Overall	ACC	ACC Tournament	NCAA Tournament
2013-14 Special Assistant	26-9	13-5 (3rd)	Finals (2-1)	NCAA First Rd (0-1)
2014-15 Assistant Coach	35-4	15-3 (2nd)	Semifinals (1-1)	NCAA Champion (6-0)
2015-16 Assistant Coach	25-11	11-7 (T5th)	Quarterfinals (1-1)	NCAA Sweet 16 (2-1)
2016-17 Assistant Coach	28-9	11-7 (T5th)	Champion (4-0)	NCAA Second Rd (1-1)
2017-18 Assistant Coach	29-8	13-5 (2nd)	Semifinals (1-1)	NCAA Elite Eight (3-1)
2018-19 Associate Head Coach	32-6	14-4 (3rd)	Champion (3-0)	NCAA Elite Eight (3-1)
2019-20 Associate Head Coach	25-6	15-5 (4th)	Quarterfinals (0-0)*	--*
2020-21 Associate Head Coach	13-11	9-9 (10th)	Quarterfinals (2-0)**	--
2021-22 Associate Head Coach	32-7	16-4 (1st)	Finals (2-1)	NCAA Semifinals (4-1)
2022-23 Head Coach	27-9	14-6 (4th)	Champion (3-0)	NCAA Second Rd (1-1)
2023-24 Head Coach	27-9	15-5 (2nd)	Quarterfinals (0-1)	NCAA Elite Eight (3-1)
2024-25 Head Coach	32-3	19-1 (1st)	Champion (3-0)	1-0
Head Coach Totals	86-21 (.804)	48-12 (.800)	6-1 (.857)	5-2 (.714)
Overall Coaching Totals	331-92 (.783)	165-61 (.730)	22-6 (.786)	24-8 (.750)

* Postseason canceled by COVID-19 pandemic; ** Season ended by Duke's COVID protocols

SCHEYER'S DUKE CAREER STATS

	GP-GS	Min	FG	Pct	3FG	Pct	FT	Pct	Reb	Avg	PF	Ast	Turn	Blk	Stl	Pts	Avg
2006-07	33-32	1,112	113-284	.398	61-167	.365	115-136	.846	110	3.3	57	61	52	5	39	402	12.2
2007-08	34-1	963	115-259	.444	47-121	.388	120-135	.889	134	3.9	56	83	37	9	46	397	11.7
2008-09	37-35	1,214	146-368	.397	79-205	.385	179-214	.836	134	3.6	62	102	57	6	58	550	14.9
2009-10	40-40	1,470	212-531	.399	110-287	.383	194-221	.878	144	3.6	54	194	65	10	65	728	18.2
Total	144-108	4,759	586-1,442	.406	297-780	.381	608-706	.861	522	3.6	229	440	211	30	208	2,077	14.4

2023-24 IN REVIEW

SEASON SUMMARY

- » The 119th season of Duke Basketball netted the program's 46th appearance in the NCAA Tournament and 24th trip to the Elite Eight, the third-most by any team.
- » Head coach **Jon Scheyer** led Duke into the tournament for the second straight season and steered the Blue Devils to a top-five seed in each of his first two campaigns.
- » Duke was ranked inside the top-25 for the entirety of the 2023-24 season, concluding at No. 9 in the final Associated Press poll - the 40th time Duke has finished in the top-10.
- » The Blue Devils concluded the 2023-24 campaign with a 27-9 record for the second consecutive year and placed second in the ACC standings with a 15-5 league mark.
- » Duke defeated three teams ranked in the top-25, with wins over No. 18 Michigan State, No. 10 Baylor and No. 2 Houston.
- » Duke finished the season as the only team positioned in the top four of ACC statistical leaders in both scoring offense and scoring defense. The Blue Devils ranked second in both scoring offense (78.6) and scoring defense (66.3).
- » The Blue Devils held 31 of their 36 opponents below their respective scoring average.
- » Duke out-rebounded opponents 25 times this season for a 22-3 record when winning the battle on the boards.
- » In their three NCAA Tournament triumphs, the Blue Devils held the opposition to an average of 51.0 points per contest.
- » Duke's 54-51 win over Houston in the NCAA Tournament regional semifinal was the Blue Devils' first win over a No. 1-seed since defeating Wisconsin, 68-63, in the national championship game on April 6, 2015, in Indianapolis.
- » With the win over Houston - ranked No. 2 in the AP poll at the time - Duke secured its first win over a top-5 team since defeating No. 1 Gonzaga, 84-81, on Nov. 26, 2021, in Las Vegas.
- » A trio of Blue Devils, sophomore center **Kyle Filipowski**, senior guard **Jeremy Roach** and freshman guard **Jared McCain**, captured ACC postseason accolades, with Filipowski on the All-ACC First Team, Roach on the All-ACC Third Team, and McCain with All-ACC Team Honorable Mention and a member of the ACC All-Rookie Team.
- » Filipowski became a consensus Second Team All-American, with citations from the Associated Press (AP), U.S. Basketball Writers Association (USBWA) and National Association of Basketball Coaches (NABC). The sophomore was the only underclassman on each of the three, 15-player, All-America teams.
- » Filipowski and McCain were named to the NCAA South Regional All-Tournament Team. Filipowski averaged 11.0 points, 8.8 rebounds, 2.8 assists, 1.3 steals and 1.0 block per game, while McCain posted 21.0 points, 5.8 boards and 2.3 assists per NCAA postseason outing.
- » During the 2023-24 season, both Roach and Filipowski eclipsed the 1,000-point career milestone. At season's end, Roach ranks 32nd on Duke's career scoring list with 1,469 points, while Filipowski is positioned 55th with 1,134 points.
- » Among ACC leaders, Filipowski ranked 11th in scoring (16.4 ppg), sixth in rebounding (8.3 rpg), fourth in blocked shots (1.5 bpg) and seventh in field goal percentage (.505).
- » **Tyrese Proctor** ranked 25th nationally in assist/turnover ratio (2.95), and distributed 45 assists with just 12 turnovers in his last 11 outings.
- » In the 2024 NBA Draft, McCain was selected in the first round by the Philadelphia 76ers with the 16th overall pick, while Filipowski went to the Utah Jazz in the second round with the 32nd overall pick.

CURRENT STREAKS			
Overall			Won 12
Unranked teams anywhere			Won 11
Ranked teams anywhere			Won 2
Home			Won 17
Home ACC			Won 10
Home non-conference			Won 13
Home unranked non-conference			Won 31
Home ranked teams			Won 1
Home unranked teams			Won 21
Road			Won 3
Road ACC			Won 3
Road ranked teams			Won 1
Road unranked teams			Won 3
Neutral			Won 4
Neutral ranked teams			Won 1
Neutral unranked teams			Won 4
Consecutive Made Free Throws			
	Career Long*	Season Long	Active
Sion James	13	13	10
Caleb Foster	10	6	6
Cooper Flagg	20	20	3
Mason Gillis	10	10	2
Neal Begovich	2	--	2
Kon Kneuppel	38	38	1
Isaiah Evans	6	6	1
Patrick Ngongba	5	5	1
Khaman Maluach	12	12	--
Tyrese Proctor	17	10	--
Maliq Brown	2	2	--
Darren Harris	3	3	--
Spencer Hubbard	1	--	--
*Duke career only			
Consecutive Games Played with 3-Point Field Goal			
	Career Long	Season Long	Active
Tyrese Proctor	16	16	2
Cooper Flagg	14	14	1
Kon Kneuppel	9	9	1
Caleb Foster	6	6	1
Darren Harris	2	2	1
Khaman Maluach	1	1	1
Neal Begovich	1	1	1
Mason Gillis	> 7	5	--
Isaiah Evans	5	5	--
Sion James	> 7	3	--
Spencer Hubbard	2	2	--
Cameron Sheffield	> 8	1	--
Maliq Brown	> 2	1	--
> includes previous school			
Games Played			
	2024-25	Career	
Sion James	35 (32-3)	> 149 (90-59)	
Khaman Maluach	35 (32-3)	35 (32-3)	
Kon Kneuppel	35 (32-3)	35 (32-3)	
Tyrese Proctor	34 (31-3)	103 (82-21)	
Caleb Foster	34 (31-3)	61 (52-9)	
Cooper Flagg	33 (30-3)	33 (30-3)	
Mason Gillis	33 (31-2)	> 165 (135-31)	
Isaiah Evans	32 (31-1)	32 (31-1)	
Patrick Ngongba	26 (25-1)	26 (25-1)	
Maliq Brown	23 (20-3)	> 84 (55-29)	
Darren Harris	20 (20-0)	20 (20-0)	
Cameron Sheffield	12 (12-0)	> 107 (62-45)	
Spencer Hubbard	11 (11-0)	27 (27-0)	
Neal Begovich	10 (10-0)	> 33 (29-4)	
Stanley Borden	3 (3-0)	5 (5-0)	
> includes previous school			
Record in such games in ()			
Starts			
	Consecutive	Career	
Kon Kneuppel	35	35 (32-3)	
Khaman Maluach	35	35 (32-3)	
Sion James	28	> 135 (82-53)	
Tyrese Proctor	6	93 (74-19)	
Cooper Flagg	1	33 (30-3)	
Mason Gillis	--	> 63 (47-16)	
Cameron Sheffield	--	> 55 (28-27)	
Maliq Brown	--	> 25 (13-12)	
Caleb Foster	--	22 (18-4)	
Isaiah Evans	--	3 (3-0)	
> includes previous school			
Record in such games in ()			

SEASON / CAREER TOTALS		
Double Figure Scoring Games		
2024-25		Career
Cooper Flagg	29 (26-3)	29 (26-3)
Kon Kneuppel	28 (25-3)	28 (25-3)
Tyrese Proctor	24 (21-3)	61 (49-12)
Sion James	15 (14-1)	> 66 (41-25)
Khaman Maluach	15 (14-1)	15 (14-1)
Isaiah Evans	10 (10-0)	10 (10-0)
Caleb Foster	8 (8-0)	16 (14-2)
Mason Gillis	5 (5-0)	> 33 (29-4)
Patrick Ngongba II	1 (1-0)	1 (1-0)
Maliq Brown	--	> 25 (18-7)
Cameron Sheffield	--	> 17 (8-9)
20+ Point Games		
Cooper Flagg	14 (13-1)	14 (13-1)
Kon Kneuppel	5 (5-0)	5 (5-0)
Tyrese Proctor	3 (2-1)	5 (4-1)
Sion James	--	> 7 (5-2)
Mason Gillis	--	> 2 (2-0)
Maliq Brown	--	> 1 (0-1)
30+ Point Games		
Cooper Flagg	1 (1-0)	1 (1-0)
Sion James	--	> 1 (1-0)
40+ Point Games		
Cooper Flagg	1 (1-0)	1 (1-0)
10+ Rebound Games		
Khaman Maluach	7 (7-0)	7 (7-0)
Cooper Flagg	7 (6-1)	7 (6-1)
Maliq Brown	1 (1-0)	> 9 (6-3)
Sion James	1 (1-0)	> 2 (1-1)
Cameron Sheffield	--	> 7 (4-3)
Mason Gillis	--	> 2 (2-0)
Tyrese Proctor	--	1 (1-0)
Double-Doubles		
Cooper Flagg	7 (6-1)	7 (6-1)
Khaman Maluach	5 (5-0)	5 (5-0)
Sion James	1 (1-0)	> 2 (1-1)
Maliq Brown	--	> 6 (4-2)
Tyrese Proctor	--	2 (2-0)
Cameron Sheffield	--	> 1 (1-0)
20-10 Games		
Cooper Flagg	4 (3-1)	4 (3-1)
Sion James	--	> 1 (0-1)
3+ Steal Games		
Cooper Flagg	8 (7-1)	8 (7-1)
Maliq Brown	5 (4-1)	> 16 (13-3)
Sion James	4 (4-0)	> 30 (18-12)
Mason Gillis	1 (1-0)	> 2 (2-0)
Kon Kneuppel	2 (2-0)	2 (2-0)
Tyrese Proctor	--	1 (1-0)
Caleb Foster	--	1 (0-1)
3+ Three-Point Field Goal Games		
Kon Kneuppel	15 (14-1)	15 (14-1)
Tyrese Proctor	14 (12-2)	28 (25-3)
Isaiah Evans	11 (11-0)	11 (11-0)
Cooper Flagg	5 (4-1)	5 (4-1)
Mason Gillis	3 (3-0)	> 15 (11-4)
Caleb Foster	2 (2-0)	5 (4-1)
Isaiah Evans	1 (1-0)	1 (1-0)
Sion James	1 (1-0)	> 11 (7-4)
Cameron Sheffield	--	> 7 (4-3)
Scoring Leaders		
Cooper Flagg	15	15 (14-1)
Kon Kneuppel	10	10 (10-0)
Tyrese Proctor	8	13 (9-4)
Isaiah Evans	3	3 (3-0)
Khaman Maluach	1	1 (1-0)
Caleb Foster	--	2 (2-0)
Rebounding Leaders		
Khaman Maluach	16	16 (15-1)
Cooper Flagg	16	16 (14-2)
Kon Kneuppel	3	3 (3-0)
Sion James	3	3 (3-0)
Maliq Brown	3	3 (3-0)
Tyrese Proctor	2	5 (3-2)
Patrick Ngongba II	1	1 (1-0)
Caleb Foster	--	1 (0-1)
Assist Leaders		
Cooper Flagg	17	17 (17-0)
Sion James	10	10 (9-1)
Kon Kneuppel	7	7 (6-1)
Tyrese Proctor	4	38 (30-8)
Caleb Foster	2	6 (5-1)
Mason Gillis	1	1 (1-0)
Khaman Maluach	1	1 (1-0)
Record in such games in ()		
> includes previous school		

HONORS & AWARDS	
Tyrese Proctor	
	Wooden Award -- Preseason Top 50 Watch List
	Bob Cousy Point Guard of the Year -- Preseason Watch List
	AII-ACC Third Team
	ACC All-Tournament Second Team
Caleb Foster	
	Jerry West Shooting Guard of the Year -- Preseason Watch List
Cooper Flagg	
	NABC Division I Player of the Year -- Preseason Watch List
	Oscar Robertson Trophy (USBWA) -- Midseason Watch List
	Julius Erving Small Forward of the Year -- Top 10 Watch List
	Wooden Award -- Late Midseason Top 20 Watch List
	Kyle Macy Award (College Insider) -- Finalist
	Lefty Driesell Award (College Insider) -- Finalist
	Lute Olson Award (College Insider) -- Finalist
	Naismith Trophy -- Semifinalist
	Naismith Defensive Player of the Year -- Semifinalist
	ACC Player of the Year; All-ACC First Team
	ACC Rookie of the Year; ACC All-Rookie Team
	ACC All-Defensive Team
	The Sporting News All-America First Team
	NABC All-America First Team
	Associated Press All-America First Team
	USBWA All-America First Team
	Associated Press National Player of the Week (Dec. 9, Jan. 13)
	Lute Olson National Player of the Week (Dec. 9, Jan. 13)
	USBWA Oscar Robertson National Player of the Week (Jan. 7, Jan. 14)
	Naismith Trophy National Player of the Week (Jan. 13)
	ACC Player of the Week (Nov. 25, Jan. 6, Jan. 13, Feb. 3, Feb. 24)
	ACC Rookie of the Week (Nov. 18, Nov. 25, Dec. 9, Dec. 23, Jan. 6, Jan. 13, Jan. 20, Jan. 27, Feb. 3, Feb. 17, Feb. 24, Mar. 10)
Sion James	
	ACC All-Defensive Team
	Allstate NACDA Good Works Team (Winter)
	Lefty Driesell Award (College Insider) -- Finalist
Kon Kneuppel	
	Jerry West Shooting Guard of the Year -- Preseason Watch List
	Naismith Trophy -- Preseason Watch List
	Oscar Robertson Trophy (USBWA) -- Midseason Watch List
	Kyle Macy Award (College Insider) -- Finalist
	ACC Rookie of the Week (Nov. 11)
	AII-ACC Second Team
	ACC All-Rookie Team
	ACC Tournament Most Valuable Player
	NABC South Atlantic All-District First Team
Khaman Maluach	
	Kareem Abdul-Jabbar Center of the Year -- Preseason Watch List
	AII-ACC Honorable Mention
	ACC All-Rookie Team
	ACC All-Tournament First Team
	NABC South Atlantic All-District Second Team
Isaiah Evans	
	ACC Rookie of the Week (March 3)
Jon Scheyer	
	Naismith Coach of the Year -- Semifinalist
	Skip Prosser Man of the Year Award -- Finalist
	NABC South Atlantic District Coach of the Year

CAREER DOUBLE-DOUBLES [BY DATE]				
Player (No.)	Date	Opponent	Pts	R/A/B/S
Tyrese Proctor (1)	11/18/22	Delaware	13	10
@Cameron Sheffield (1)	12/31/22	UTEP	11	16
@Maliq Brown (1)	1/11/23	Virginia Tech	11	12
Tyrese Proctor (2)	3/10/23	Pitt	11	10-a
@Maliq Brown (2)	12/21/23	Niagara	15	10
@Maliq Brown (3)	1/20/24	Miami (FL)	10	11
@Maliq Brown (4)	3/2/24	Louisville	10	10
@Maliq Brown (5)	3/5/24	Clemson	12	11
@Maliq Brown (6)	3/13/24	NC State	11	12
@Sion James (1)	3/14/24	North Texas	28	10
Cooper Flagg (1)	11/8/24	Army	13	11
Khaman Maluach (1)	11/8/24	Army	11	14
Cooper Flagg (2)	11/12/24	Kentucky	26	11
Cooper Flagg (3)	12/4/24	Auburn	22	11
Cooper Flagg (4)	12/8/24	Louisville	20	12
Sion James (2)	12/31/24	Virginia Tech	10	11
Cooper Flagg (5)	1/4/25	SMU	24	11
Cooper Flagg (6)	1/7/25	Pitt	19	10
Khaman Maluach (2)	1/11/25	Notre Dame	19	10
Khaman Maluach (3)	1/14/25	Miami	12	15
Khaman Maluach (4)	2/12/25	California	10	12
Cooper Flagg (7)	2/17/25	Virginia	17	14
Khaman Maluach (5)	3/1/25	Florida State	14	10
bold - this season				
@ while playing at prior school				
Double-doubles are points-rebounds, unless noted				

DUKE IN THE ASSOCIATED PRESS POLL

DUKE'S AP POLL HISTORY

Total Polls Ranked	913 (70%)
Top 10 Rankings	749 (57%)
Top 5 Rankings	449 (34%)
No. 1 Rankings	147 (12%)
Longest Consecutive Polls Ranked	200 ¹
Current Streak	43

¹ - Duke was ranked in 200 consecutive polls from 1997-2007, the third-longest streak in college basketball history.

YEARS RANKED

Total Years	64
Consecutive Years	42
Current Streak	42

FINAL POLL

Total Polls	52 (68%)
Top 10	40 (53%)
Top 5	17 (23%)
High Rank	1 (eight times)

NO. 1 RANKING

Total Weeks	147
Most No. 1 Weeks in Succession	18 (1992)

DUKE IN THE POLLS

Date	AP	Coaches
Preseason	7	5
Week 2	6	6
Week 3	12	10
Week 4	11	10
Week 5	9	9
Week 6	4	6
Week 7	5	5
Week 8	4	4
Week 9	4	4
Week 10	4	4
Week 11	3	3
Week 12	2	2
Week 13	2	2
Week 14	2	2
Week 15	3	5
Week 16	3	3
Week 17	2	2
Week 18	2	2
Week 19	1	1
Week 20	1	1
Final		

DUKE IN TOP 10 / TOP 25 CHARTS

CONSECUTIVE WEEKS IN AP TOP 25 RANKINGS | ALL-TIME

1. Kansas	231 (2009-20)
2. UCLA	221 (1967-80)
3. Duke	200 (1997-07)
4. North Carolina	172 (1991-00)
5. North Carolina	171 (1973-83)
6. Duke	167 (2008-16)
7. Marquette	166 (1970-80)
8. Kentucky	164 (1991-00)
9. Kansas	145 (1991-99)
10. Duke	143 (1987-95)

» The Blue Devils have been in 528 of the last 549 polls

CONSECUTIVE AP TOP-10 RANKINGS | ACC

1. Duke	122 (11/26/07-1/6/14)
2. Duke	75 (12/26/61-12/6/66)
3. Duke	69 (1/22/91-12/26/94)
4. Maryland	68 (11/25/72-3/2/76)
5. Duke	67 (12/20/99-3/3/03)

CONSECUTIVE AP TOP-10 RANKINGS | NCAA

1. UCLA	155 (11/15/66-1/20/76)
2. Duke	122 (11/26/07-1/6/14)
3. Kentucky	91 (3/14/94-2/15/99)
4. Gonzaga	84 (2/12/18-11/28/22)
5. Kansas	76 (11/21/94-12/7/98)
6. Duke	75 (12/26/61-12/6/66)
7. Duke	69 (1/22/91-12/26/94)
8. Maryland	68 (11/25/72-3/2/76)
9. Duke	67 (12/20/99-3/3/03)
10. Marquette	66 (2/17/70-2/26/74)

All charts through March 17, 2025

TOP 25 FACTS & RECORDS

Rank	Total Weeks Ranked	Last Time	Games	Record as Rank	Pct.	Record vs. Rank	Pct.
No. 1	147	3/17/2025	288	247-41	.858	10-22	.313
No. 2	95	3/3/2025	175	150-25	.857	20-28	.417
No. 3	79	2/17/2025	154	127-27	.825	17-24	.415
No. 4	63	1/6/2025	117	99-18	.846	13-20	.394
No. 5	65	12/16/2024	133	102-31	.767	12-22	.353
No. 6	74	11/11/2024	157	123-35	.778	18-11	.621
No. 7	71	10/14/2024	141	105-36	.745	18-17	.514
No. 8	60	2/19/2024	105	85-20	.810	12-22	.353
No. 9	52	12/2/2024	104	82-22	.788	15-16	.484
No. 10	44	2/26/2024	60	44-16	.733	13-7	.650
No. 11	21	11/25/2024	36	25-11	.694	17-14	.548
No. 12	20	11/18/2024	35	28-7	.800	15-7	.682
No. 13	16	3/18/2024	36	31-5	.861	20-10	.667
No. 14	17	1/1/2024	34	26-8	.765	20-8	.714
No. 15	14	12/5/2022	28	22-6	.786	14-9	.609
No. 16	14	12/25/2023	24	13-11	.542	11-6	.647
No. 17	19	12/26/2022	34	22-12	.647	15-10	.600
No. 18	11	2/6/2017	21	14-7	.667	11-10	.524
No. 19	11	1/11/2021	19	9-10	.474	13-8	.619
No. 20	9	12/28/2020	12	10-2	.833	11-13	.458
No. 21	8	12/18/2023	13	12-1	.923	8-2	.800
No. 22	1	12/4/2023	1	1-0	1.000	7-3	.700
No. 23	1	1/13/2014	2	2-0	1.000	9-2	.818
No. 24	2	1/9/2023	3	1-2	.333	8-3	.727
No. 25	0	Never	-	0-0	.000	4-1	.800
Totals	913	3/17/2025	1,732	1,379-353	.796	331-294	.530

DUKE AT NO. 1 CHARTS

END OF SEASON NO. 1 RANKINGS | ALL-TIME

1. Kentucky	10
2. Duke	8
UCLA	8
4. North Carolina	6
5. Kansas	4
Ohio State	4

END OF SEASON NO. 1 RANKINGS | SINCE 1986

1. Duke	8
2. Kansas	4
3. Kentucky	3
North Carolina	3
Gonzaga	3
6. Ohio State	2
UNLV	2

WEEKS RANKED NO. 1 | ALL-TIME

1. Duke	147
2. UCLA	134
3. Kentucky	125
4. North Carolina	113
5. Kansas	81
6. Indiana	54
7. Cincinnati	45
8. Gonzaga	42
9. Arizona	39
10. Connecticut	37
Ohio State	37

WEEKS RANKED NO. 1 | ACC SCHOOLS

1. Duke	147
2. North Carolina	113
3. Virginia	17
4. NC State	13
5. Syracuse*	3
Wake Forest	3
7. Louisville*	2
8. Georgia Tech	1

* as ACC member

WEEKS RANKED NO. 1 | SINCE 1985 (NCAA TOURNEY EXPANSION)

1. Duke	129
2. Kansas	72
North Carolina	72
4. Kentucky	48
5. Gonzaga	42

WEEKS RANKED NO. 1 | SINCE 2001 (THIS CENTURY)

1. Duke	76
2. Kansas	46
3. Gonzaga	42
4. Kentucky	38
5. North Carolina	34

GAMES RANKED NO. 1 | ALL-TIME (SINCE 1949)

1. Duke	288 (247-41)
2. UCLA	257 (242-15)
3. Kentucky	233 (203-30)
4. North Carolina	223 (190-33)
5. Kansas	139 (117-22)
6. Indiana	98 (88-10)
7. Cincinnati	79 (71-8)
8. Ohio State	77 (71-6)
9. Gonzaga	74 (66-8)
10. UNLV	72 (66-6)

GAMES RANKED NO. 1 | SINCE 1998

1. Duke	186 (157-29)
2. North Carolina	84 (71-13)
3. Kentucky	81 (72-9)
4. Kansas	78 (66-12)
5. Gonzaga	74 (66-8)
6. Connecticut	52 (43-9)
7. Arizona	39 (33-6)
8. Villanova	34 (28-6)
9. Florida	32 (26-6)
Illinois	32 (30-2)

CONSECUTIVE SEASONS RANKED NO. 1 | NCAA

1. UCLA	12 (1964-75)
2. Duke	7 (1998-04)
3. Kansas	5 (1993-97)
4. Duke	4 (2017-20)
Kentucky	4 (2014-17)
6. Duke	3 (1992-94)
North Carolina	3 (1957-59)
North Carolina	3 (1982-84)
North Carolina	3 (1986-88)
North Carolina	3 (1993-95)
North Carolina	3 (2007-09)
Villanova	3 (2016-18)

All charts through March 22, 2025

2024-25

- » First player in ACC history to sweep the league's weekly awards five times in one season (11/25, 1/6, 1/13, 2/3, 2/24) and win 12 Rookie of the Week honors (11/18, 11/25, 12/9, 12/23, 1/6, 1/13, 1/20, 1/27, 2/3, 2/24, 3/10)
- » Became the first ACC player to sweep the league's weekly awards since former Blue Devil Vernon Carey Jr., accomplished the same feat on Feb. 3, 2020
- » Is the only player in ACC history to sweep the weekly awards five times in one season
- » His 12 Rookie of the Week selections sets a new ACC record
- » Has dished 36 assists with just six turnovers (6.0 A/T/O ratio) across Duke's last seven games
- » Logged a double-double in the first half of Duke's win versus Army West Point, finishing with 13 points and 11 rebounds in just 25 minutes of play.
- » Showcased his skillset in the Champions Classic, tallying another double-double, scoring 26 points and grabbing 11 boards while also adding two blocks and two assists.
- » Stuffed the stat sheet versus Wofford (11/16), scoring eight points while also adding nine rebounds, six assists, three steals and two blocks.
- » Scored a game-high 24 points at No. 17 Arizona (11/22), leading Duke to a 69-55 win, while also tallying seven boards and three blocks.
- » Posted a 22-point, 11-rebound, double-double against No. 2 Auburn (12/4) and followed that performance with a second consecutive double-double, scoring 20 points and adding 12 rebounds at Louisville (12/8)
- » Scored 24 points, his sixth 20-point game, on 9-of-14 (.643) shooting against Virginia Tech (12/31), while adding six assists and a career-high four steals
- » Followed up with another 24-point outing, at SMU (1/4), while tallying his fifth double-double of the year with 11 boards.
- » 19 points and 10 rebounds against Pittsburgh (1/7), for the freshman's second double-double in as many games - highlighted by a posterizing fast-break dunk in the second half
- » Broke the Duke and ACC freshman scoring records with 42 points against Notre Dame (1/11), shooting 11-of-14 from the field, including 4-of-6 from three-point range, and connecting on 16-of-17 free throws.
- » Joins JJ Redick (2005-06) as the only Duke players to score at least 40 points while attempting 14 or fewer field goals
- » Also added seven assists and six rebounds against the Fighting Irish, becoming just the second Blue Devil to finish with at least 40 points, seven assists and six boards (Danny Ferry, 1988-89)
- » The 42 points scored in Cameron Indoor Stadium is tied for third-most by a Duke player in the building and the most since the 1975-76 season. Tate Armstrong was the most recent to do so, scoring 42 against Clemson on Feb. 5, 1976 -- Flagg is one of just three Blue Devils to score at least 42 on Duke's home floor, joining Armstrong (1975-76) and Dick Groat (1951-52, twice)
- » Was responsible for scoring or assisting the first 18 points in Duke's win over North Carolina (2/1), finishing as just the third Duke player to tally a 20/7/7 game against the Tar Heels, posting 21 points, eight rebounds and seven assists
- » Set a new career high with 14 rebounds at Virginia (2/17), while also adding 17 points, two assists, two blocks and two steals
- » Helped Duke close out a 17-0 season at Cameron Indoor Stadium with 28 points, eight rebounds, seven assists, three blocks and two steals against Wake Forest (3/3)
- » After playing just nine minutes in the first half at North Carolina (3/8) due to foul trouble, played all 20 minutes after halftime, en route to 15 points, nine rebounds, six assists and a career-high four blocks
- » Played 15 minutes in Duke's ACC Tournament quarterfinal vs. Georgia Tech (3/13) before exiting with an ankle injury
- » Returned from injury, starting against Mount St. Mary's (3/21), scoring 14 points alongside seven rebounds, four assists and two blocks in 22 minutes of action

High School

- » Five-star prospect out of Montverde Academy (Florida) and rated as the top player in the 2024 class by both 247Sports and ESPN - originally a member of the 2025 class before reclassifying.
- » Second Duke signee all-time with a 1.0000 rating from 247Sports, joining RJ Barrett.
- » Named the Gatorade National Player of the Year, Naismith Player of the Year and McDonald's All-American as a senior in 2023-24, averaging 16.5 points, 7.5 rebounds, 3.8 assists and 2.7 blocks per game to lead Montverde to a 33-0 record and a national championship title (Chipotle High School Nationals).
- » Became the first freshman to be named the Maine Gatorade Player of the Year, averaging 20.5 points, 10.0 rebounds, 6.2 assists, 3.7 steals and 3.7 blocks per game.
- » Led Nokomis Regional High School to a Class A state championship, scoring 22 points and securing 16 rebounds in a 43-27 win against Falmouth High School in the state title contest.
- » Transferred to Montverde Academy in 2022.
- » Made his presence known at the Nike EYBL Peach Jam event, averaging 25.5 points, 13.0 rebounds, 6.9 blocks, 5.7 assists and 1.4 steals per game - including a 38-point, 16-rebound, 12-block game, followed up by another triple-double in an elimination game.
- » Competed on the 2024 USA Men's Junior National Select Team and the 2022 USA Men's U17 National Team.
- » Member of the 2024 USA Men's Nike Hoop Summit team that defeated the World Select Squad 98-75, posting a team-best 19 points (8-11 FG, 1-2 3FG, 2-2 FT), team-high 11 rebounds, two assists and a steal in 25 minutes.
- » Member of the 2022 Men's U17 National Team, which won gold at the 2022 FIBA U17 Basketball World Cup, averaging 9.3 ppg and a team-leading 10.0 rpg and 2.9 bpg, including 10 points, 17 rebounds, eight steals and four blocks in the final game to help lead the USA to gold.
- » Named MVP of the 2022 FIBA U17 Men's World Cup.
- » Only teenager and lone collegiate player (first collegian since 2013) among 15 athletes named to the 2024 USA Basketball Men's Select Team selected to train with the USA Basketball Men's National Team as they prepared for the Paris Olympic Games.
- » Named 2022 USA Basketball's Male Athlete of the Year, becoming the youngest to win the award since its inception in 1980.

AWARDS

ACC Player of the Year
ACC Rookie of the Year
First Team All-ACC
ACC All-Defensive Team
ACC All-Rookie Team
Consensus First Team All-America (Sporting News, AP, NABC, USBWA)

ACC Rookie of the Week (12x)
ACC Player of the Week (5x)
Associated Press National Player of the Week (12/9, 1/13)
Lute Olson National Player of the Week (12/9, 1/13)
USBWA National Player of the Week (1/7, 1/14)
Naismith National Player of the Week (1/13)
Julius Erving Award (Finalist)

Career Statistics

Season	GP-GS	Min	FG-FGA	Pct.	3PT-A	Pct.	FT-FTA	Pct.	Reb	Avg.	PF-DQ	Asst	TO	Blk	Stl	Pts	Avg
2024-25	33-33	997	211-432	.488	44-120	.367	152-183	.831	246	7.5	63-1	135	70	42	49	618	18.7
Totals	33-33	997	211-432	.488	44-120	.367	152-183	.831	246	7.5	63-1	135	70	42	49	618	18.7

Career ACC Regular Season Statistics

Season	GP-GS	Min	FG-FGA	Pct.	3PT-A	Pct.	FT-FTA	Pct.	Reb	Avg.	PF-DQ	Asst	TO	Blk	Stl	Pts	Avg
2024-25	20-20	623	143-267	.536	33-75	.440	104-121	.860	141	7.1	40-1	87	41	25	29	423	21.2
Totals	20-20	623	143-267	.536	33-75	.440	104-121	.860	141	7.1	40-1	87	41	25	29	423	21.2

Career Postseason Statistics

Season	GP-GS	Min	FG-FGA	Pct.	3PT-A	Pct.	FT-FTA	Pct.	Reb	Avg.	PF-DQ	Asst	TO	Blk	Stl	Pts	Avg
2024-25	2-2	37	7-19	.368	1-6	.167	1-1	1.000	11	5.5	0-0	4	2	3	2	16	8.0
Totals	2-2	37	7-19	.368	1-6	.167	1-1	1.000	11	5.5	0-0	4	2	3	2	16	8.0

LAST FIVE GAME STATS

Date	Opponent	Start	FG	Pct.	3FG	Pct.	FT	Pct.	Reb	PF	Pts	Asst	TO	Blk	Stl	Min
3/8	at North Carolina	*	6-15	.400	1-4	.250	2-2	1.000	2-7-9	3	15	6	3	4	0	29
3/13	vs. Georgia Tech	*	1-7	.143	0-3	.000	0-0	.000	0-4-4	0	2	0	1	1	2	15
3/14	vs. North Carolina	dnp (injury)														
3/15	vs. Louisville	dnp (injury)														
3/21	vs. Mount St. Mary's	*	6-12	.500	1-3	.333	1-1	1.000	1-6-7	0	14	4	1	2	0	22

CAREER HIGHS

42 vs. Notre Dame (1/11/25)	Points	42 vs. Notre Dame (1/11/25)
14 at Virginia (2/17/25)	Rebounds	14 at Virginia (2/17/25)
7, 3x, last vs. North Carolina (2/1/25)	Assists	7, 3x, last vs. North Carolina (2/1/25)
4 vs. Virginia Tech (12/31/24)	Steals	4 vs. Virginia Tech (12/31/24)
4 at North Carolina (3/8/25)	Blocks	4 at North Carolina (3/8/25)
11 vs. Notre Dame (1/11/25)	FG Made	11 vs. Notre Dame (1/11/25)
4 vs. Notre Dame (1/11/25)	3FG Made	4 vs. Notre Dame (1/11/25)
16 vs. Notre Dame (1/11/25)	FT Made	16 vs. Notre Dame (1/11/25)
39 at Wake Forest (1/25/25)	Minutes	39 at Wake Forest (1/25/25)

SEASON HIGHS

	Season	Career
Double-figure points	29	29
Double-doubles	7	7
20-point games	14	14
30-point games	1	1
40-point games	1	1
3+ 3-point field goals	5	5
5+ rebounds	29	29
3+ assists	25	25
2+ steals	16	16
2+ blocks	14	14
Dunks	33	33
Three-point-plays	18	18
Four-point plays	2	2

2024-25

- » Named to Bob Cousy Point Guard of the Year Top 20 Preseason Watch List
- » Has scored in double-figures in 21 games so far this season
- » Made five three-pointers against No. 1 Kansas (11/26) and has connected on at least two three-pointers in 18 games so far this season
- » Scored 12 points against No. 2 Auburn, highlighted by two second-half three-pointers, including one late in the contest as the shot clock expired
- » Second-most points by a Blue Devil in Duke's comeback victory at Louisville (12/8), scoring 13 on 6-of-13 shooting
- » Season-high five assists, with zero turnovers, against Virginia Tech (12/31), while also scoring 13 points
- » First 20-point game of the season at Boston College (1/18), shooting 7-of-12 (.583), including three three-pointers
- » Matched his season high with 23 points against Stanford (2/15), highlighted by five three-pointers
- » Scored his 1,000th career point at Miami (2/25) with a first-half three-pointer
- » Finished with 16 points at North Carolina (3/8), shooting 6-of-10 (.600) from the field, including 2-of-4 (.500) from beyond the arc
- » In his 100th career game, scored 11 points against North Carolina in the ACC Tournament semifinal (3/14)
- » Set a new career benchmark for made three-pointers, with six, against Louisville in the ACC Tournament championship (3/15)
- » Led the Blue Devils with 19 points in the title game, earning the second ACC tournament trophy of his Duke career
- » Matched his ACC title game performance in Duke's NCAA Tournament first-round game, going 6-of-8 (.75) from deep against Mount St. Mary's (3/21), leading the team with 19 points

Career

- » Finished his sophomore season ranked 25th nationally with a 2.95 assist-turnover ratio
- » Career-high 24 points on 9-of-16 (.563) shooting, including matching his career-high of four three-pointers, at Louisville (1/23/24)
- » Two free throws with 1.0 second remaining versus Clemson (1/27/24) to put Duke ahead for good, 72-71, finishing with 18 points
- » Made key defensive stops down the stretch vs. Houston (3/29/24), swiping a career-high three steals against the Cougars
- » ACC All-Freshman Team in 2022-23
- » One of 14 known foreign-born Blue Devils, including one of three from Australia (**Jack White**, who played from 2016-20, and **Kyrie Irving**, who played in 2010)
- » As a freshman, was one of four Blue Devils to play in all 36 games and finished as the team's third leading scorer at 9.4 points with a team-leading 119 assists
- » Posted a 2.05 assist-turnover ratio that trailed only five other freshmen nationally and only two from power conferences
- » His team-leading A/T ratio ranked eighth overall in the ACC and was the fifth best by a Duke freshman all-time

High School

- » A five-star guard who was originally committed to Duke for the 2023 class
- » Announced his decision to reclassify in June 2022 to play for the Blue Devils for the 2022-23 season
- » Attended the NBA Global Academy branch in Canberra, Australia
- » Starred in the 2021 Australian Under-20 Championships where he averaged 13.8 points and 4.4 assists while competing as one of the youngest players at the event

Personal

- » His father, Roderick, played basketball at Mississippi College in Clinton, Miss.

AWARDS

All-ACC Third Team
ACC Tournament All-Tournament Second Team
Wooden Award - Preseason Top 50 Watch List
Bob Cousy Point Guard of the Year - Preseason Watch List

LAST FIVE GAME STATS

Date	Opponent	Start	FG	Pct.	3FG	Pct.	FT	Pct.	Reb	PF	Pts	Asst	TO	Blk	Stl	Min
3/8	at North Carolina	*	6-10	.600	2-4	.500	2-3	.667	0-2-2	2	16	0	2	0	0	29
3/13	vs. Georgia Tech	*	2-11	.182	0-5	.000	2-2	1.000	2-3-5	1	6	3	1	0	1	35
3/14	vs. North Carolina	*	4-11	.364	0-5	.000	3-5	.600	0-3-3	2	11	1	1	0	2	34
3/15	vs. Louisville	*	6-14	.429	6-14	.429	1-5	.200	0-1-1	3	19	2	0	0	1	37
3/21	vs. Mount St. Mary's	*	6-9	.667	6-8	.750	1-2	.500	0-3-3	0	19	5	0	0	1	24

CAREER HIGHS

24 at Louisville (1/23/24)	Points	23, 2x, last vs. Stanford (2/15/25)
10 vs. Delaware (11/18/22)	Rebounds	8 at Wake Forest (1/25/25)
10 vs. Pittsburgh (3/9/23)	Assists	5, 2x, last vs. Mt. St. Mary's (3/21/25)
2 vs. Bellarmine (11/21/22)	Blocks	1, 4x, last at Virginia (2/17/25)
3 vs. Houston (3/29/24)	Steals	2, 6x, last vs. North Carolina (3/14/25)
9, 2x, last vs. Stanford (2/15/25)	FG Made	9 vs. Stanford (2/15/25)
6, 2x, last vs. Mt. St. Mary's (3/21/25)	3FG Made	6, 2x, last vs. Mt. St. Mary's (3/21/25)
8 vs NC State (2/28/23)	FT Made	5 vs. North Carolina (2/1/25)
42 at Virginia (2/11/23)	Minutes	37 vs. Louisville (3/15/25)

SEASON HIGHS

Career Statistics																
Season	GP-GS	Min	FG-FGA	Pct.	3PT-A	Pct.	FT-FTA	Pct.	Reb	Avg.	PF-DQ	Asst	TO	Blk	Stl	Pts
2022-23	36-34	1058	115-302	.381	47-147	.320	61-70	.871	112	3.1	59-0	119	58	4	22	338
2023-24	31-24	944	120-275	.436	58-160	.363	37-49	.755	92	3.0	50-0	114	39	3	22	335
2024-25	34-34	996	144-329	.438	79-199	.397	47-68	.691	107	3.1	63-0	76	35	4	28	414
Totals	102-93	3029	379-915	.414	184-511	.360	145-187	.775	315	3.1	174-0	313	133	11	72	1087

Career ACC Regular Season Statistics																
Season	GP-GS	Min	FG-FGA	Pct.	3PT-A	Pct.	FT-FTA	Pct.	Reb	Avg.	PF-DQ	Asst	TO	Blk	Stl	Pts
2022-23	20-18	601	67-173	.387	28-84	.333	33-40	.825	56	2.8	32-0	67	37	2	11	195
2023-24	19-13	559	69-153	.451	36-95	.379	20-26	.769	53	2.8	28-0	60	27	1	12	194
2024-25	19-19	556	85-186	.457	38-102	.373	27-37	.730	53	2.8	33-0	42	20	2	15	235
Totals	58-50	1716	221-512	.432	102-281	.363	80-103	.777	162	2.8	93-0	170	84	5	38	618

Career Postseason Statistics																
Season	GP-GS	Min	FG-FGA	Pct.	3PT-A	Pct.	FT-FTA	Pct.	Reb	Avg.	PF-DQ	Asst	TO	Blk	Stl	Pts
2022-23	5-5	159	19-44	.432	9-21	.429	7-7	1.000	13	2.6	8-0	27	5	0	6	54
2023-24	7-7	255	29-83	.349	15-49	.306	2-3	.667	25	3.6	9-0	24	7	0	6	75
2024-25	4-4	130	18-45	.400	12-32	.375	7-14	.500	12	3.0	6-0	11	2	0	5	55
Totals	16-16	544	66-169	.391	36-102	.353	16-24	.667	50	3.1	23-0	62	14	0	17	184

PRODUCTION	Season	Career
Double-figure points	24	61
Double-doubles	--	2
20-point games	3	5
3+ 3-point field goals	14	28
5+ rebounds	7	20
3+ assists	13	55
2+ steals	6	15
2+ blocks	--	1
Dunks	7	12
Three-point plays	2	8
Four-point plays	1	1

2024-25

- » Named to Jerry West Shooting Guard of the Year Top 20 Preseason Watch List
- » Led the team in scoring in both of Duke's first two games, scoring 22 points - including 15 in the first half - versus Maine (11/4) and adding 15 points against Army West Point (11/8)
- » Grabbed five boards in back-to-back games against Kentucky (11/12) and Wofford (11/16) and also dished four assists against the Terriers
- » Connected on two key three-pointers late in Duke's win at No. 17 Arizona (11/22)
- » Dished a career-high eight assists against Kansas (11/26)
- » Scored a team-high 18 points at Georgia Tech (12/21), aided by a 4-of-8 (.500) showing from beyond the arc
- » Tallied 17 points against Pittsburgh (1/7) - started 0-for-2 from deep and finished the game going 4-for-5
- » Posted 25 points while adding career highs for made field goals (9) and three-pointers (6) against Miami (1/14)
- » Logged a career-high eight rebounds at Wake Forest (1/25), while also scoring 15 points, fueled by three three-pointers
- » Swiped three steals, a new career high, against NC State (1/27), while also scoring 19 points - including a 6-for-6 showing from the free throw line
- » Fourth game of the season with at least 20 points came at Miami (2/25), on 6-of-8 (.750) shooting, including 4-of-5 (.800) from deep
- » Logged a career-high 39 minutes while scoring a team-high 17 points at North Carolina (3/8), on 7-of-10 (.700) from the field, fueled by 3-of-6 (.500) from deep
- » Set a new career high for points, with 28, against Georgia Tech (3/13), while matching his career high for assists (8) against the Yellow Jackets
- » Scored 11 of Duke's final 13 points in the win over Georgia Tech, and tallied an assist on the two points that he did not score
- » Shot 12-of-13 from the free throw line against the Yellow Jackets - had a stretch of 38 consecutive made free throws snapped in the second half, a streak that ranks fourth-longest in program history
- » Led the team in scoring against North Carolina (3/14), with 17 points, leading Duke past the Tar Heels and into to the ACC title game
- » Scored 18 points against Louisville (3/15), going 6-of-12 (.500) from the field and a perfect 6-of-6 from the free throw line, while also matching a career high with eight rebounds
- » Was named ACC Tournament MVP after averaging 21.0 points, 5.7 rebounds and 4.7 assists

LAST FIVE GAME STATS																
Date	Opponent	Start	FG	Pct.	3FG	Pct.	FT	Pct.	Reb	PF	Pts	Ass	TO	Blk	Stl	Min
3/8	at North Carolina	*	7-10	.700	3-6	.500	0-0	.000	0-2-2	1	17	3	3	0	1	39
3/13	vs. Georgia Tech	*	7-14	.500	2-6	.333	12-13	.923	2-3-5	1	28	8	1	1	2	38
3/14	vs. North Carolina	*	5-11	.455	3-5	.600	4-5	.800	0-4-4	2	17	3	5	0	1	38
3/15	vs. Louisville	*	6-12	.500	0-5	.000	6-6	1.000	0-8-8	3	18	3	2	0	2	38
3/21	vs. Mount St. Mary's	*	2-5	.400	1-4	.250	1-2	.500	1-2-3	0	6	2	0	0	2	19

CAREER HIGHS								SEASON HIGHS							
28 vs. Georgia Tech (3/13/25)								28 vs. Georgia Tech (3/13/25)							
8, 2x, last vs. Louisville (3/15/25)								8, 2x, last vs. Louisville (3/15/25)							
8, 2x, last vs. Georgia Tech (3/13/25)								8, 2x, last vs. Georgia Tech (3/13/25)							
3, 2x, last at Miami (2/25/25)								3, 2x, last at Miami (2/25/25)							
1, 6x, last vs. Georgia Tech (3/13/25)								1, 6x, last vs. Georgia Tech (3/13/25)							
9 vs. Miami (1/14/25)								9 vs. Miami (1/14/25)							
6 vs. Miami (1/14/25)								6 vs. Miami (1/14/25)							
12 vs. Georgia Tech (3/13/25)								12 vs. Georgia Tech (3/13/25)							
39 at North Carolina (3/8/25)								39 at North Carolina (3/8/25)							

High School

- » Five-star prospect out of Wisconsin Lutheran High School
- » Ranked No. 16 nationally by 247Sports and No. 22 by ESPN.
- » Listed as a small forward by 247Sports, ranked as the No. 6 player at the position and the No. 1 player in the state of Wisconsin.
- » Listed as a shooting guard by ESPN and tabbed as the No. 5 player at the position and the No. 1 player in Wisconsin.
- » Recipient of the 2023-24 Wisconsin Mr. Basketball Award, presented by the Wisconsin Basketball Coaches Association, and named Wisconsin Associated Press Player of the Year.
- » Named the 2023-24 Gatorade Wisconsin Player of the Year, averaging 25.9 points, 8.6 rebounds and 5.3 assists per game as a senior, while shooting 59.4% from the field, 39.5% from 3-point range and 84.9% from the free-throw line.
- » Led Wisconsin Lutheran to a 30-0 record and a state championship title, recording 11 points, 11 assists and five boards in the championship game victory.
- » Averaged 19.7 points, 9.2 rebounds and 3.8 assists as a junior.
- » Played for Phenom University and led the Nike EYBL in scoring with 22.5 points per game, while shooting nearly 50% (.475) from beyond the arc.

Personal

- » Father, also named Kon, scored over 2,000 career points at Wisconsin Lutheran College and was inducted into the school's hall of fame
- » Mother, Chari, is the all-time leading scorer in UW-Green Bay history with 1,964 points

AWARDS

All-ACC Second Team	Jerry West Shooting Guard of the Year - Preseason Watch List
ACC All-Rookie Team	Naismith Trophy - Preseason Watch List
ACC Tournament MVP	Oscar Robertson Trophy (USBWA) - Midseason Watch List
ACC Tournament All-Tournament First Team	
ACC Rookie of the Week (11/11)	

Career Statistics

Season	GP-GS	Min	FG-FGA	Pct.	3PT-A	Pct.	FT-FTA	Pct.	Reb	Avg.	PF-DQ	Ass	TO	Blk	Stl	Pts	Avg
2024-25	35-35	1054	161-342	.471	75-193	.389	97-107	.907	139	4.0	72-0	94	47	6	36	494	14.1
Totals	35-35	1054	161-342	.471	75-193	.389	97-107	.907	139	4.0	72-0	94	47	6	36	494	14.1

Career ACC Regular Season Statistics

Season	GP-GS	Min	FG-FGA	Pct.	3PT-A	Pct.	FT-FTA	Pct.	Reb	Avg.	PF-DQ	Ass	TO	Blk	Stl	Pts	Avg
2024-25	20-20	598	95-196	.485	50-118	.424	54-60	.900	77	3.9	42-0	49	28	5	19	294	14.7
Totals	20-20	598	95-196	.485	50-118	.424	54-60	.900	77	3.9	42-0	49	28	5	19	294	14.7

Career Postseason Statistics

Season	GP-GS	Min	FG-FGA	Pct.	3PT-A	Pct.	FT-FTA	Pct.	Reb	Avg.	PF-DQ	Ass	TO	Blk	Stl	Pts	Avg
2024-25	4-4	134	20-42	.476	6-20	.300	23-26	.885	20	5.0	6-0	16	8	1	7	69	17.3
Totals	4-4	134	20-42	.476	6-20	.300	23-26	.885	20	5.0	6-0	16	8	1	7	69	17.3

PRODUCTION	Season	Career
Double-figure points	28	28
Double-doubles	--	--
20-point games	5	5
3+ 3-point field goals	15	15
5+ rebounds	14	14
3+ assists	16	16
2+ steals	10	10
2+ blocks	--	--
Dunks	2	2
Three-point-plays	9	9
Four-point plays	1	1

2024-25

- » Named to Kareem Abdul-Jabbar Center of the Year Top 20 Preseason Watch List
- » Recorded his first collegiate double-double with 11 points and 14 boards against Army West Point (11/8)
- » Tallied five made field goals in back-to-back games versus Kentucky (11/12) and Wofford (11/16), scoring in double-figures in both games
- » Scored 17 points against UIW (12/10), shooting 6-of-7 from the field (four dunks) and 5-of-6 from the free throw line
- » Reached the 15-point threshold for the second time in three games, scoring 15 at Georgia Tech (12/21) on a perfect 5-of-5 showing from the field and 5-of-6 from the free throw line
- » Posted career highs in points (19), free throws made (7) and minutes (32), shooting 6-of-7 (.857) from the field against Notre Dame (1/11)
- » Tallied a double-double, his second in as many games, with 12 points and 15 rebounds in Duke's win over the Hurricanes
- » Scored 17 points on 8-of-9 shooting, including seven dunks, against Stanford (2/15)
- » Fifth double-double of the season, with 14 points and 10 boards, in Duke's win over Florida State (3/1)
- » Blocked a career-high four shots against Georgia Tech (3/13), while also adding 14 points on 6-of-8 (.750) shooting - highlighted by three dunks
- » Shot 6-of-8 (.750) in the ACC Tournament semifinal against North Carolina (3/14), en route to 13 points, alongside nine caroms and two blocks
- » Went a perfect 5-for-5 against Mount St. Mary's (3/21), including three dunks and a three-pointer

High School

- » Five-star recruit ranked as the third overall prospect and top center by 247Sports.
- » Joined NBA Academy Africa in 2021.
- » Aided his native country of South Sudan in qualifying for the Paris Olympics (2024).
- » Named MVP of the NBA's Basketball Without Borders (BWB) Africa camp (Summer 2023).
- » Selected playoff and defensive MVP at the BWB Global camp in February 2024.
- » Participated in the Nike Hoop Summit in April 2024 as a member of the World team.
- » Possesses 7-foot-5 wingspan and 9-foot-8 standing reach.

LAST FIVE GAME STATS

Date	Opponent	Start	FG	Pct.	3FG	Pct.	FT	Pct.	Reb	PF	Pts	Ast	TO	Blk	Stl	Min
3/8	at North Carolina	*	1-3	.333	0-0	.000	0-0	.000	3-6-9	0	2	0	1	0	1	21
3/13	vs. Georgia Tech	*	6-8	.750	0-0	.000	2-2	1.000	4-5-9	3	14	0	2	4	0	24
3/14	vs. North Carolina	*	6-8	.750	1-2	.500	0-1	.000	5-4-9	5	13	0	2	2	0	23
3/15	vs. Louisville	*	4-5	.800	0-0	.000	0-0	.000	5-5-10	0	8	0	1	2	0	27
3/21	vs. Mount St. Mary's	*	5-5	1.000	1-1	1.000	0-0	.000	1-4-5	3	11	2	0	0	0	16

CAREER HIGHS

19 vs. Notre Dame (1/11/25)	Points	19 vs. Notre Dame (1/11/25)
15 vs. Miami (1/14/25)	Rebounds	15 vs. Miami (1/14/25)
3 vs. California (2/12/25)	Assists	3 vs. California (2/12/25)
2 vs. Kansas (11/26/24)	Steals	2 vs. Kansas (11/26/24)
4 vs. Georgia Tech (3/13/25)	Blocks	4 vs. Georgia Tech (3/13/25)
8 vs. Stanford (2/15/25)	FG Made	8 vs. Stanford (2/15/25)
1, 4x, last vs. Mt. St. Mary's (3/21/25)	3FG Made	1, 4x, last vs. Mt. St. Mary's (3/21/25)
7 vs. Notre Dame (1/11/25)	FT Made	7 vs. Notre Dame (1/11/25)
32 vs. Notre Dame (1/11/25)	Minutes	32 vs. Notre Dame (1/11/25)

SEASON HIGHS

AWARDS

ACC All-Rookie Team
All-ACC Honorable Mention
ACC Tournament All-Tournament First Team
Kareem Abdul-Jabbar Center of the Year - Preseason Watch List

Career Statistics

Season	GP-GS	Min	FG-FGA	Pct.	3PT-A	Pct.	FT-FTA	Pct.	Reb	Avg.	PF-DQ	Ast	TO	Blk	Stl	Pts	Avg
2024-25	35-35	729	120-171	.702	4-16	.250	50-67	.746	237	6.8	70-2	18	26	42	6	294	8.4
Totals	35-35	729	120-171	.702	4-16	.250	50-67	.746	237	6.8	70-2	18	26	42	6	294	8.4

Career ACC Regular Season Statistics

Season	GP-GS	Min	FG-FGA	Pct.	3PT-A	Pct.	FT-FTA	Pct.	Reb	Avg.	PF-DQ	Ast	TO	Blk	Stl	Pts	Avg
2024-25	20-20	425	61-94	.649	1-9	.111	28-39	.718	143	7.2	38-1	13	17	23	3	151	7.6
Totals	20-20	425	61-94	.649	1-9	.111	28-39	.718	143	7.2	38-1	13	17	23	3	151	7.6

Career Postseason Statistics

Season	GP-GS	Min	FG-FGA	Pct.	3PT-A	Pct.	FT-FTA	Pct.	Reb	Avg.	PF-DQ	Ast	TO	Blk	Stl	Pts	Avg
2024-25	4-4	89	21-26	.808	2-3	.667	2-3	.667	33	8.3	11-1	2	5	8	0	46	11.5
Totals	4-4	89	21-26	.808	2-3	.667	2-3	.667	33	8.3	11-1	2	5	8	0	46	11.5

PRODUCTION

	Season	Career
Double-figure points	15	15
Double-doubles	5	5
20-point games	--	--
3+ 3-point field goals	--	--
5+ rebounds	22	22
3+ assists	1	1
2+ steals	1	1
2+ blocks	12	12
Three-point-plays	7	7
Dunks	67	67

2024-25

- » Turned in double-digit scoring performances off the bench in his first two games as a Blue Devil
- » Finished a game-high +44 in Duke's win over Army West Point (11/8/24)
- » Grabbed four rebounds versus Wofford (11/16) while also matching his season high for assists (4) and steals (2)
- » Reached double-figures against No. 1 Kansas (11/26), shooting a perfect 3-for-3 from the field, including 2-for-2 from deep
- » Earned his first start of the season in Duke's win versus No. 2 Auburn (12/4), scoring nine points, blocking two shots and logging three takeaways against the Tigers
- » Finished a game-high +31 against George Mason (12/17) in 31 minutes of action, a new season-high
- » Logged a double-double with 10 points and 11 rebounds against Virginia Tech (12/31), setting a new career high for rebounds
- » Dished a season-high eight assists at SMU (1/4), one off his career high, while finishing with just one turnover in 26 minutes
- » Blocked three shots against Miami (1/14), a season high, while also tallying five assists and five points against the Hurricanes
- » Posted a season high of 13 points against NC State (1/27), shooting 5-of-8 from the field and a perfect 3-of-3 on free throws
- » Scored 14, a new season high, against Stanford (2/15). Shot a perfect 3-of-3 from the field, added 7-of-8 from the free throw line and dished six assists
- » Reached double-figures in his final Duke home game, against Wake Forest (3/3), making a season-high three three-pointers en route to 11 total points
- » Scored 16 points at North Carolina (3/8), a new season high, on 6-of-8 (.750) shooting from the field, while also swiping three steals and grabbing eight rebounds
- » Registered 15 points against Louisville (3/15) in ACC Tournament championship game, including a perfect 7-for-7 at the charity stripe and 2-for-2 from beyond the arc

2020-24 | At Tulane

- » Played four seasons (2020-24) at Tulane, competing in 114 career games, including 107 as a starter, averaging more than 34 minutes per contest.
- » Amassed career totals of 1,084 points (9.5 ppg), 520 rebounds (4.6 rpg), 337 assists (3.0 apg) and 187 steals (1.6 spg).
- » Improved his scoring and rebounding totals each season with the Green Wave, averaging 14.0 points, 5.4 rebounds, 2.7 assists and 1.6 steals per game in 2023-24, while swatting 23 shots and shooting 51.4% from the field and 38.1% from 3-point range.
- » Scored 20 points six times in 2023-24 season, including a 28-point double-double versus North Texas (March 14) in the second round of the American Athletic Conference (AAC) tournament.
- » During third campaign with the Green Wave in 2022-23, registered career-highs of 30 points and seven steals in a victory over Memphis (Jan. 1), and set the Tulane record for most blocks in an AAC tournament game with six against Wichita State (March 10).
- » Became the first player to win the AAC Sportsmanship Award twice, earning the distinction in both 2023 and 2024.
- » Two-time chair of the AAC Student-Athlete Advisory Committee.
- » Recipient of the Freeman School of Business Dean's Service Award and the Newcomb-Tulane College Student-Athlete Award, having completed nearly 350 hours of community service.

High School

- » Lettered three years at Lanier High School under head coach Branden Mayweather
- » Two-time Region 8A Player of the Year selection as a junior and senior
- » Named the 2020 6A Co-Player of the Year by the Georgia Athletic Coaches Association and to the all-state team
- » Guided Lanier to the state championship game as the No. 1 seed in the state tournament as a senior in 2020 following an undefeated regular season in Region 6A and its first 6A tournament championship
- » Scored 26 points and recorded 8 rebounds and 5 assists in the regional title game
- » Earned 6A North Atlanta Boys' All-State First Team honors and all-county first team recognition as a junior after averaging 14.6 points, 6.1 rebounds and 5.3 assists per game and led the Longhorns to the Region 8 6A title
- » Missed his freshman year and 2016 AAU season after tearing his ACL as a member of the football team before committing to basketball full-time

AWARDS

ACC All-Defensive Team
Allistat NACDA Good Works Team (Winter)

Career Statistics

Season	GP-GS	Min	FG-FGA	Pct.	3PT-A	Pct.	FT-FTA	Pct.	Reb	Avg.	PF-DQ	Ass	TO	Blk	Stl	Pts	Avg
2020-21*	23-17	597	44-102	.431	7-25	.280	39-60	.650	81	3.5	51-2	44	39	5	28	134	5.8
2021-22*	29-28	1020	72-176	.409	19-57	.333	52-74	.703	124	4.3	70-2	104	46	14	46	215	7.4
2022-23*	31-31	1150	102-211	.483	26-82	.317	71-100	.710	149	4.8	90-3	105	38	25	63	301	9.4
2023-24*	31-31	1139	148-288	.514	43-113	.381	95-139	.683	166	5.4	81-2	84	37	23	50	434	14.0
2024-25	35-28	881	100-193	.518	27-66	.409	71-86	.826	144	4.1	73-0	108	41	10	31	298	8.5
Totals	149-135	4787	466-970	.480	122-343	.356	328-459	.715	664	4.5	365-9	445	201	77	218	1382	9.3

* at Tulane

Career ACC Regular Season Statistics

Season	GP-GS	Min	FG-FGA	Pct.	3PT-A	Pct.	FT-FTA	Pct.	Reb	Avg.	PF-DQ	Ass	TO	Blk	Stl	Pts	Avg
2024-25	20-20	541	60-111	.541	15-30	.500	40-45	.889	85	4.3	39-0	70	25	8	15	175	8.8
Totals	20-20	541	60-111	.541	15-30	.500	40-45	.889	85	4.3	39-0	70	25	8	15	175	8.8

Career Postseason Statistics

Season	GP-GS	Min	FG-FGA	Pct.	3PT-A	Pct.	FT-FTA	Pct.	Reb	Avg.	PF-DQ	Ass	TO	Blk	Stl	Pts	Avg
2020-21*	2-2	47	4-10	.400	0-2	.000	3-7	.429	9	4.5	1-0	3	1	0	1	11	5.5
2021-22*	2-2	73	5-9	.556	1-1	1.000	0-0	.000	4	2.0	3-0	14	1	5	2	11	5.5
2022-23*	2-2	77	6-15	.400	2-8	.250	1-2	.500	11	5.5	5-0	9	3	10	3	15	7.5
2023-24*	1-1	38	11-15	.733	3-4	.750	3-5	.600	10	10.0	3-0	1	0	2	1	28	28.0
2024-25	4-4	113	10-26	.385	4-12	.333	12-13	.923	16	4.0	12-0	10	3	0	1	36	9.0
Totals	11-11	348	36-75	.480	10-27	.370	19-27	.704	50	4.5	24-0	37	8	17	8	101	9.2

* at Tulane

LAST FIVE GAME STATS

Date	Opponent	Start	FG	Pct.	3FG	Pct.	FT	Pct.	Reb	PF	Pts	Ass	TO	Blk	Stl	Min
3/8	at North Carolina	*	6-8	.750	0-0	.000	4-5	.800	0-8-8	3	16	1	3	0	3	35
3/13	vs. Georgia Tech	*	3-7	.429	1-5	.200	0-0	.000	1-3-4	3	7	3	0	0	0	31
3/14	vs. North Carolina	*	4-7	.571	1-3	.333	3-4	.750	1-3-4	4	12	2	2	0	0	31
3/15	vs. Louisville	*	3-7	.429	2-2	1.000	7-7	1.000	1-5-6	2	15	2	1	0	0	33
3/21	vs. Mount St. Mary's	*	0-5	.000	0-2	.000	2-2	1.000	0-2-2	3	2	3	0	0	1	18

CAREER HIGHS

30 vs. Memphis (1/1/23)	Points	16 at North Carolina (3/8/25)
11 vs. Virginia Tech (12/31/24)	Rebounds	11 vs. Virginia Tech (12/31/24)
9 vs. Temple (3/11/22)	Assists	8 at SMU (1/4/25)
7 at Memphis (2/4/23)	Steals	3, 4x, last at North Carolina (3/8/25)
6 vs. Wichita State (3/10/23)	Blocks	3 vs. Miami (1/14/25)
11 vs. North Texas (3/14/24)	FG Made	6 at North Carolina (3/8/25)
4, 3x, last vs. California (11/22/23)	3FG Made	3 vs. Wake Forest (3/1/25)
14 vs. Memphis (1/1/23)	FT Made	7, 2x, last vs. Louisville (3/15/25)
44, 3x, last at Memphis (2/4/23)	Minutes	36 vs. Pittsburgh (1/7/25)

SEASON HIGHS

PRODUCTION

	Season	Career
Double-figure points	18	66
Double-doubles	1	2
20-point games	--	7
3+ 3-point field goals	1	11
5+ rebounds	12	69
3+ assists	18	84
2+ steals	8	61
2+ blocks	3	3
Dunks	17	17*
Three-point-plays	11	11*

* stats from Tulane not included

2024-25

- » Scored first career points in Duke's win over Army West Point (11/8), connecting on a three-pointer and tallying a three-point-play en route to six total points in nine minutes of action
- » Nailed four three-pointers versus Wofford (11/16) scoring an eventual 14 points in 12 minutes of action
- » Played 17 minutes, setting a new season high at the time, against Seattle (11/29) while scoring nine points
- » Exploded for 18 first-half points, courtesy of six three-pointers, against No. 2 Auburn (12/4)
- » His six three-pointers against the Tigers tied for fourth-most in a single game by a Duke freshman in program history
- » After beginning the game against Virginia Tech (12/31) with three straight misses from beyond the arc, connected on his next four three-pointers to finish with 12 points on 4-of-7 (.571) shooting
- » Logged 21 minutes at Boston College (1/18), scoring 16 points, fueled by four three-pointers
- » Made each of his first five triples at Virginia (2/17), finishing 6-of-7 overall from the field for 17 points, while swatting two shots, in 22 minutes of play
- » Also scored 17 points, a game high, in Duke's next game, vs. Illinois (2/22), at Madison Square Garden
- » Played a career-high 26 minutes at Miami (2/25), making five three-pointers in the first en route to 16 points
- » Made first career start in Duke's win over Florida State (3/1), scoring a career-high 19 points
- » Fired off four three-pointers against Georgia Tech (3/13), finishing with 14 points on 5-of-9 (.556) shooting in 17 minutes of action

LAST FIVE GAME STATS

Date	Opponent	Start	FG	Pct.	3FG	Pct.	FT	Pct.	Reb	PF	Pts	Asst	TO	Blk	Stl	Min
3/8	at North Carolina		0-1	.000	0-0	.000	3-3	1.000	0-2-2	1	3	0	1	0	0	9
3/13	vs. Georgia Tech		5-9	.556	4-8	.500	0-0	.000	0-2-2	0	14	0	0	0	0	17
3/14	vs. North Carolina	*	0-3	.000	0-3	.000	2-3	.667	0-2-2	2	2	2	0	0	2	26
3/15	vs. Louisville	*	2-4	.500	2-4	.500	0-0	.000	0-0-0	0	6	1	1	0	1	18
3/21	vs. Mount St. Mary's	*	2-9	.222	0-5	.000	0-0	.000	1-1-2	0	4	0	0	0	0	20

CAREER HIGHS

19 vs. Florida State (3/1/25)	Points	19 vs. Florida State (3/1/25)
4 vs. Virginia Tech (12/31/24)	Rebounds	4 vs. Virginia Tech (12/31/24)
3 at Syracuse (2/5/25)	Assists	3 at Syracuse (2/5/25)
2 vs. North Carolina (3/14/25)	Steals	2 vs. North Carolina (3/14/25)
2 at Virginia (2/17/25)	Blocks	2 at Virginia (2/17/25)
6, 3x, last vs. Florida State (3/1/25)	FG Made	6, 3x, last vs. Florida State (3/1/25)
6 vs. Auburn (12/4/24)	3FG Made	6 vs. Auburn (12/4/24)
4 vs. Illinois (2/22/25)	FT Made	4 vs. Illinois (2/22/25)
26, 2x, last vs. North Carolina (3/14/25)	Minutes	26, 2x, last vs. North Carolina (3/14/25)

SEASON HIGHS

High School

- » Five-star by both 247Sports and ESPN out of North Mecklenburg High School (Huntersville, N.C.).
- » Ranked the No. 1 player in North Carolina by ESPN.
- » Had his jersey number 0 retired by North Mecklenburg High School.
- » Selected as a 2023-24 McDonald's All-American.
- » Announced as 2023-24 Gatorade North Carolina Player of the Year, North Carolina Mr. Basketball and MaxPreps N.C. Player of the Year, averaging 27.5 points, 6.3 rebounds, 3.0 assists, 2.4 steals and 1.3 blocks per game.
- » Led North Mecklenburg to a 30-3 record and the Class 4A state championship as a senior in 2023-24.
- » Averaged 31.3 points per game in the 2024 state playoffs, amassing 188 points in six contests.
- » Collected 23 points and eight rebounds in a 57-47 victory over previously unbeaten New Hanover in the state championship game.
- » Named North Carolina Mr. Basketball and 2022-23 MaxPreps N.C. Player of the Year after averaging 26.0 points, 6.4 rebounds and 3.5 assists as a junior.
- » Scored 62 points in the fourth round of the 2023 state playoffs, passing Chris Paul's 61-point performance as the sixth-best scoring output in a single game in NCHSAA lore, and averaged 43.8 points per game in the state playoffs in 2023, before falling in the semifinal to the eventual state champions.
- » Won the 1-on-1 competition at the 2024 Iverson Classic and was selected as the all-star game's MVP.
- » Member of the 2024 USA Men's Nike Hoop Summit team that defeated the World Select squad 98-75, recording six points (3-4 FG) and a rebound in five minutes.

AWARDS

ACC Rookie of the Week (3/3)

Career Statistics

Season	GP-GS	Min	FG-FGA	Pct.	3PT-A	Pct.	FT-FTA	Pct.	Reb	Avg.	PF-DQ	Asst	TO	Blk	Stl	Pts	Avg
2024-25	32-3	477	77-177	.435	61-144	.424	26-32	.813	40	1.3	33-0	18	16	3	7	241	7.5
Totals	32-3	477	77-177	.435	61-144	.424	26-32	.813	40	1.3	33-0	18	16	3	7	241	7.5

Career ACC Regular Season Statistics

Season	GP-GS	Min	FG-FGA	Pct.	3PT-A	Pct.	FT-FTA	Pct.	Reb	Avg.	PF-DQ	Asst	TO	Blk	Stl	Pts	Avg
2024-25	20-1	281	41-102	.402	32-81	.395	14-16	.875	26	1.3	18-0	10	10	3	4	128	6.4
Totals	20-1	281	41-102	.402	32-81	.395	14-16	.875	26	1.3	18-0	10	10	3	4	128	6.4

Career Postseason Statistics

Season	GP-GS	Min	FG-FGA	Pct.	3PT-A	Pct.	FT-FTA	Pct.	Reb	Avg.	PF-DQ	Asst	TO	Blk	Stl	Pts	Avg
2024-25	4-2	82	9-25	.360	6-20	.300	2-3	.667	6	1.5	2-0	3	1	0	3	26	6.5
Totals	4-2	82	9-25	.360	6-20	.300	2-3	.667	6	1.5	2-0	3	1	0	3	26	6.5

PRODUCTION

	Season	Career
Double-figure points	11	11
Double-doubles	--	--
20-point games	--	--
3+ 3-point field goals	11	11
5+ rebounds	--	--
3+ assists	1	1
2+ steals	1	1
2+ blocks	1	1
Dunks	2	2
Three-point-plays	1	1
Four-point-plays	1	1

2024-25

- » Described as a “defensive menace” by head coach Jon Scheyer
- » Finished with seven rebounds in four of his first five games as a Blue Devil
- » Swatted two shots versus Army West Point (11/8) and blocked a late three-point attempt to keep the game tied in Duke's matchup versus Kentucky (11/12)
- » Matched a career high with five steals versus the Jayhawks -- the first Blue Devil to do so since Paolo Banchero finished with five steals against Syracuse on March 10, 2022
- » Played a season-high 29 minutes at Louisville (12/8), finishing a game-high +24 while grabbing 11 boards and logging three steals alongside six total points on 3-of-3 shooting
- » Returned to the court after missing four games (sprained knee), logging two steals, two assists and two points vs. UNC (2/1)
- » In his return to Syracuse, stuffed the stat sheet with eight rebounds, six points, four steals, two assists and one block
- » Returned from a four-game absence (shoulder injury) at North Carolina (3/8), matching his season high for points (8), including two three-pointers, while also adding three assists and three boards for a plus/minus of +20 in 16 minutes
- » Played six minutes against Georgia Tech (3/13) before exiting due to a dislocation of the same shoulder he dislocated in mid-February

LAST FIVE GAME STATS																
Date	Opponent	Start	FG	Pct.	3FG	Pct.	FT	Pct.	Reb	PF	Pts	Ast	TO	Blk	Stl	Min
3/8	at North Carolina		3-4	.750	2-3	.667	0-0	.000	0-3-3	3	8	3	1	0	0	16
3/13	vs. Georgia Tech		0-0	.000	0-0	.000	0-0	.000	0-0-0	0	0	0	0	0	0	6
3/14	vs. North Carolina	dnp (injury)														
3/15	vs. Louisville	dnp (injury)														
3/21	vs. Mount St. Mary's	dnp (injury)														

CAREER HIGHS

SEASON HIGHS

26 at Duke (1/2/24)	Points	8, 2x, last at North Carolina (3/8/25)
12, 4x, last at NC State (3/13/24)	Rebounds	11 at Louisville (12/8/24)
6 at NC State (2/20/24)	Assists	4 vs. Maine (11/4/24)
5, 3x, last vs. Kansas (11/26/24)	Steals	5 vs. Kansas (11/26/24)
6 vs. Louisville (2/7/24)	Blocks	2 vs. Army West Point (11/8/24)
11 at Duke (1/2/24)	FG Made	3, 2x, last at North Carolina (3/8/25)
2, 2x, last at North Carolina (3/8/25)	3FG Made	2 at North Carolina (3/8/25)
7 vs. Boston College (1/10/24)	FT Made	3 vs. Kansas (11/26/24)
40, 3x, last at Clemson (3/5/24)	Minutes	29 at Louisville (12/8/24)

2022-24 | At Syracuse

- » Played two seasons (2022-24) at Syracuse, appearing in 61 games with 25 starts.
- » Recorded two-year totals of 470 points (7.7 ppg), 363 rebounds (6.0 rpg), 97 steals (1.6 spg), 84 assists (1.4 apg) and 44 blocked shots (0.7 bpg), while shooting 69.8% from the field (201-of-288).
- » As a sophomore in 2023-24, appeared in all 32 games, averaging 29.6 minutes per contest and starting the final 18 outings.
- » Averaged 9.5 points, 7.2 rebounds, 2.2 steals and 0.9 blocks per game in 2023-24, while shooting 69.8% from the field and boasting the nation's third-highest effective field goal percentage (71.3%), according to KenPom.com.
- » Topped the ACC with 71 steals and ranked 11th in rebounding, 14th in blocked shots and ninth in offensive rebounding (2.3 per game) in 2023-24.
- » Selected to the 2023-24 ACC All-Defensive Team, earning the third-most votes.
- » Recorded three straight double-doubles to end his sophomore season, including 11 points and 12 boards against NC State (March 13) in the 2024 ACC Tournament.
- » On Feb. 7, 2024, versus Louisville, amassed 11 points on 4-for-4 shooting from the field, nine rebounds, five assists, six blocks and five steals to achieve the first
- » 5x5 performance while shooting 100% by any player on the NCAA Division I level (men's or women's), NBA or WNBA in the last 25 years, according to OptaStats.
- » As a freshman in 2022-23, played 29 games with seven starts, averaging 5.7 points and 4.6 rebounds per contest.

Career

- » All-ACC Defensive Team selection following the 2023-24 season
- » Started 25 total games at Syracuse during his first two seasons of college action
- » Finished with 24 games with at least two steals as a sophomore

High School

- » Four-time state champion at Blue Ridge High School in the Virginia Independent Schools Athletic Association (VISAA)
- » Named the VISAA Division II Player of the Year as a senior, averaging 15.4 points and 11.1 rebounds per contest
- » Also played two years of football and two years of track at Blue Ridge

Career Statistics

Season	GP-GS	Min	FG-FGA	Pct.	3PT-A	Pct.	FT-FTA	Pct.	Reb	Avg.	PF-DQ	Ass	TO	Blk	Stl	Pts	Avg
2022-23*	29-7	585	74-106	.698	0-0	.000	17-30	.567	133	4.6	29-0	25	23	15	26	165	5.7
2023-24*	32-18	948	127-182	.698	7-19	.368	44-61	.721	230	7.2	97-2	59	41	29	71	305	9.5
2024-25	23-0	389	25-39	.641	4-12	.333	6-16	.375	90	3.9	42-1	36	22	9	30	60	2.6
Total	84-25	1922	226-327	.691	11-31	.355	67-107	.626	453	5.4	168-3	120	86	53	127	530	6.3

* at Syracuse

Career ACC Regular Season Statistics

Season	GP-GS	Min	FG-FGA	Pct.	3PT-A	Pct.	FT-FTA	Pct.	Reb	Avg.	PF-DQ	Ass	TO	Blk	Stl	Pts	Avg
2022-23*	19-7	477	55-80	.688	0-0	.000	15-25	.600	102	5.4	20-0	21	20	13	19	112	5.9
2023-24*	20-17	669	85-127	.669	5-14	.357	34-49	.694	158	7.9	65-2	47	28	19	44	205	10.3
2024-25	13-0	207	15-22	.682	3-7	.429	3-8	.375	43	3.3	21-1	21	7	4	13	36	2.8
Totals	52-24	1353	155-229	.679	8-21	.381	52-82	.634	303	5.8	106-3	89	55	36	76	353	6.8

* at Syracuse

Career Postseason Statistics

Season	GP-GS	Min	FG-FGA	Pct.	3PT-A	Pct.	FT-FTA	Pct.	Reb	Avg.	PF-DQ	Ass	TO	Blk	Stl	Pts	Avg
2022-23*	1-0	4	0-0	.000	0-0	.000	0-0	.000	0	0.0	0-0	0	0	0	1	0	0.0
2023-24*	1-1	39	5-6	.833	1-2	.500	0-0	.000	12	12.0	4-0	3	4	2	2	11	11.0
2024-25	1-0	6	0-0	.000	0-0	.000	0-0	.000	0	0.0	0-0	0	0	0	0	0	0.0
Totals	3-1	49	5-6	.833	1-2	.500	0-0	.000	12	4.0	4-0	3	4	2	2	11	3.7

* at Syracuse

PRODUCTION

	Season	Career
Double-figure points	--	25
Double-doubles	--	6
20-point games	--	1
3+ 3-point field goals	--	--
5+ rebounds	7	48
3+ assists	3	12
2+ steals	6	36
2+ blocks	1	7
Dunks	10	10*

* stats from Syracuse not included

2024-25

- » Contributed key minutes off the bench, due to foul trouble for Cooper Flagg, in Duke's comeback win at Louisville (12/8) -- Duke went on an 18-2 run when Gillis entered the game after Flagg's fourth foul halfway through the second half
- » Led the team with five assists against UIW (12/10), matching a career high
- » Reached double-figures with 10 points against Virginia Tech (12/31) in 10 minutes of play
- » Scored 12 points on four three-pointers against Miami (1/14), setting new season highs for points, three-pointers and minutes played (21) in the first Duke game without Maliq Brown (knee injury)
- » Collected six rebounds at Boston College (1/18), the most for him in a Duke uniform, while logging 19 minutes off the bench
- » A steadying presence for Duke at Wake Forest (1/25), playing 23 minutes with three three-pointers and 11 total points
- » Again scored 11 points against the Demon Deacons (3/3), shooting 4-of-8 (.500) from the field in his final Duke home game
- » Played 23 key minutes against Louisville (3/15), finishing the game with a plus/minus of +12.

LAST FIVE GAME STATS																
Date	Opponent	Start	FG	Pct.	3FG	Pct.	FT	Pct.	Reb	PF	Pts	Asst	TO	Blk	Stl	Min
3/8	at North Carolina	1-2	.500	1-2	.500	0-0	.000	0-0-0	1	3	0	0	0	0	0	11
3/13	vs. Georgia Tech	0-2	.000	0-2	.000	0-0	.000	0-4-4	0	0	0	0	1	0	2	19
3/14	vs. North Carolina	0-3	.000	0-2	.000	1-2	.500	0-2-2	2	1	2	0	0	0	1	15
3/15	vs. Louisville	0-2	.000	0-2	.000	0-0	.000	0-3-3	1	0	0	1	0	1	0	13
3/21	vs. Mount St. Mary's	1-5	.200	0-4	.000	2-2	1.000	1-4-5	3	4	1	0	0	0	0	18

CAREER HIGHS		SEASON HIGHS	
29 vs. Penn State (2/1/23)	Points	12 vs. Miami (1/14/25)	
11 vs. Ohio State (1/30/22)	Rebounds	6, 2x, last at Wake Forest (1/25/25)	
5, 2x, last vs. UIW (12/10/24)	Assists	5 vs. UIW (12/10/24)	
3 vs. Milwaukee (11/8/22)	Steals	3 vs. Maine (11/4/24)	
2, 2x, last vs. Maryland (2/13/22)	Blocks	--	
10 vs. Penn State (2/1/23)	FG Made	4, 4x, last vs. Wake Forest (3/3/25)	
9 vs. Penn State (2/1/23)	3FG Made	4 vs. Miami (1/14/25)	
8, 2x, last vs. Northwestern (1/31/24)	FT Made	3, 2x, last vs. Florida State (3/1/25)	
43 at Illinois (1/17/22)	Minutes	23, 2x, last vs. Louisville (3/15/25)	

2019-24 | At Purdue

- » Played four seasons (2020-24) at Purdue, appearing in 132 career games with 63 starts and averaging more than 20 minutes per contest each year.
- » Amassed career totals of 827 points (6.3 ppg), 548 rebounds (4.2 rpg) and 179 assists (1.4 apg).
- » Made 40.7% (150-of-369) from 3-point range in four seasons at Purdue, good for seventh on the school's career list.
- » Named 2023-24 Big Ten Sixth Man of the Year.
- » Averaged 6.5 points, 3.9 rebounds and 1.7 assists per contest in 2023-24, while playing all 39 games for the Boilermakers, who advanced to the national championship game.
- » Shot 46.8% (58-of-124) from long distance in 2023-24, ranking sixth nationally in 3-point percentage among players that made at least 50 triples, and connected on 86.0% from the free-throw line.
- » Owned a 2.06 assist-to-turnover ratio (66/32) and ranked sixth in the nation with an offensive rating of 134.8, according to KenPom.com, during his final season at Purdue.
- » Broke Mackey Arena record for most 3-pointers in a game with nine against Penn State (Feb. 1, 2023).
- » Played in 11 NCAA Tournament games, including five starts, during his four seasons with the Boilermakers.
- » Three-time Big Ten All-Academic Team honoree.
- » Earned bachelor's degree in three-and-a-half years.

High School

- » A four-star recruit, was ranked No. 122 in the 247Sports rankings and No. 132 by Rivals
- » Averaged 21.6 points, 12.2 rebounds and 2.3 assists per game as a junior, helping New Castle to a Class 3A Regional title. Shot 59.5 percent from the floor and made over 45.0 percent of his 71 3-point attempts
- » Was an Indiana Junior All-Star following his junior season

Career Statistics																	
Season	GP-GS	Min	FG-FGA	Pct.	3PT-A	Pct.	FT-FTA	Pct.	Reb	Avg.	PF-DQ	Ast	TO	Blk	Stl	Pts	Avg
2019-20*	did not see game action																
2020-21*	28-23	622	46-99	.465	19-54	.352	35-43	.814	114	4.1	64-2	37	31	2	12	146	5.2
2021-22*	33-25	777	70-141	.496	36-87	.414	34-40	.850	159	4.8	62-1	35	26	7	12	210	6.4
2022-23*	32-15	655	71-155	.458	37-104	.356	39-49	.796	122	3.8	53-0	41	31	3	15	218	6.8
2023-24*	39-0	823	79-165	.479	58-124	.468	37-43	.860	153	3.9	56-0	66	32	1	9	253	6.5
2024-25	33-0	503	47-116	.405	30-92	.326	19-23	.826	87	2.6	47-0	28	14	0	16	143	4.3
Totals	165-63	3380	313-676	.463	180-461	.390	164-198	.828	635	3.8	282-3	207	134	13	64	970	5.9
at Purdue *																	
Career ACC Regular Season Statistics																	
Season	GP-GS	Min	FG-FGA	Pct.	3PT-A	Pct.	FT-FTA	Pct.	Reb	Avg.	PF-DQ	Ast	TO	Blk	Stl	Pts	Avg
2024-25	18-0	266	32-64	.500	22-52	.423	13-15	.867	46	2.6	24-0	15	5	0	5	99	5.5
Totals	18-0	266	32-64	.500	22-52	.423	13-15	.867	46	2.6	24-0	15	5	0	5	99	5.5
Career Postseason Statistics																	
Season	GP-GS	Min	FG-FGA	Pct.	3PT-A	Pct.	FT-FTA	Pct.	Reb	Avg.	PF-DQ	Ast	TO	Blk	Stl	Pts	Avg
2020-21*	2-2	58	2-8	.250	1-4	.250	7-9	.778	14	7.0	2-0	2	2	0	0	12	6.0
2021-22*	6-6	151	10-25	.400	2-11	.182	10-11	.909	36	6.0	7-0	12	5	0	5	32	5.3
2022-23*	4-4	118	14-27	.519	5-17	.294	9-11	.818	22	5.5	10-0	9	7	1	0	42	10.5
2023-24*	8-0	199	11-32	.344	10-26	.385	4-4	1.000	35	4.4	7-0	14	7	0	0	36	4.5
2024-25	4-0	75	1-12	.083	0-10	.000	3-4	.750	14	3.5	7-0	3	2	0	4	5	1.3
Totals	24-12	601	38-104	.365	18-68	.265	33-39	.846	121	5.0	33-0	40	23	1	9	127	5.3
* at Purdue																	

PRODUCTION	Season	Career
Double-figure points	4	32
Double-doubles	--	--
20-point games	--	1
3+ 3-point field goals	3	15
5+ rebounds	5	60
3+ assists	1	26
2+ steals	2	13
2+ blocks	--	2
Dunks	1	1*
* stats from Purdue not included		

2024-25

- » Named to Jerry West Shooting Guard of the Year Top 20 Preseason Watch List
- » Tallied double-digit scoring performances in Duke's first two games of the season, scoring 11 points against both Maine (11/4) and Army West Point (11/8), and got back into double-figures with a 13-point showing versus Wofford (11/16)
- » Came off the bench for the first time, playing 20 minutes, in Duke's win over No. 2 Auburn (12/4), scoring 11 points on 4-of-8 shooting
- » Has increased his activity on defense, swiping at least two steals in seven games, more than double his entire freshman campaign (3)
- » Posted 12 points in seven minutes against Illinois (2/22), shooting 5-of-6 (.833) overall, including a perfect 2-for-2 from deep
- » Played nine key second-half minutes at North Carolina (3/8), contributing on both ends, including a key hustle play to set up a fast-break layup late in the game
- » Scored six points against North Carolian (3/14), providing crucial minutes off the bench in the ACC Tournament semifinal, highlighted by a plus/minus of +22 in 10 first-half minutes
- » Reached double-figures against Mount St. Mary's (3/21), scoring 12 points on 4-of-5 (.800) shooting, including 3-of-4 (.750) from deep

LAST FIVE GAME STATS

Date	Opponent	Start	FG	Pct.	3FG	Pct.	FT	Pct.	Reb	PF	Pts	Ast	TO	Blk	Stl	Min
3/8	at North Carolina		1-2	.500	0-0	.000	0-0	.000	0-1-1	0	2	1	0	1	0	9
3/13	vs. Georgia Tech		0-1	.000	0-1	.000	0-0	.000	0-0-0	1	0	0	1	0	0	5
3/14	vs. North Carolina		2-6	.333	0-2	.000	2-2	1.000	2-1-3	0	6	1	2	0	2	16
3/15	vs. Louisville		0-2	.000	0-0	.000	0-0	.000	1-0-1	1	0	3	2	0	1	9
3/21	vs. Mount St. Mary's		4-5	.800	3-4	.750	1-1	1.000	0-3-3	1	12	1	1	0	2	20

CAREER HIGHS

18 vs. Michigan State (11/14/23)	Points	13 vs. Wofford (11/16/24)
6, 2x, last vs. Boston College (2/10/24)	Rebounds	4, 3x, last vs. Miami (1/14/25)
7 at Pittsburgh (1/9/24)	Assists	4, 4x, last vs. Miami (1/14/25)
3 vs. Pittsburgh (1/20/24)	Steals	2, 7x, last vs. Mt. St. Mary's (3/21/25)
2 vs. Kansas (11/26/24)	Blocks	2 vs. Kansas (11/26/24)
7 vs. Michigan State (11/14/23)	FG Made	5, 3x, last vs. Illinois (2/22/25)
4 vs. Michigan State (11/14/23)	3FG Made	3 vs. Wofford (11/16/24)
5 vs. Pittsburgh (1/20/24)	FT Made	3 at Arizona (11/22/24)
36 at Georgia Tech (12/2/23)	Minutes	29 vs. Kentucky (11/12/24)

SEASON HIGHS

2023-24

- » All-ACC Academic
- » Played a team-high 22 minutes in Duke's exhibition against UNC Pembroke, scoring nine points while grabbing three rebounds and dishing three assists
- » Scored double-figures in his Duke debut, logging 15 points on 6-of-10 shooting against Dartmouth
- » Burst onto the scene with an 18-point performance versus Michigan State in the Champions Classic, connecting on four three-pointers, including back-to-back shots from deep late in the contest to ice the game for the Blue Devils
- » 17th Duke freshman all-time to shoot .800 or better from three with at least five attempts and first since AJ Griffin during the 2021-22 season
- » Dished a team-high six assists against Bucknell, adding in nine points and four rebounds in 23 minutes
- » Played a career-high 36 minutes in place of an injured Tyrese Proctor vs. Georgia Tech (12/2), scoring 12 points on 5-of-8 shooting
- » First career start versus Charlotte (12/9), playing 29 minutes and scoring seven points while adding three assists
- » Career-high seven assists at Pittsburgh (1/7) while also scoring eight points and two rebounds
- » Led the team in rebounds, assists and steals versus Pittsburgh (1/20), including career-highs for boards (6) and steals (3)
- » Team-high 13 points versus Notre Dame (2/7), including a perfect 4-for-4 from the charity stripe
- » Matched his career-high with six rebounds versus Boston College (2/10)
- » Started at Florida State (2/17), playing 35 minutes and scoring four points while dishing three assists with just one turnover
- » Second straight start in Duke's win at Miami (2/21), scoring 11 points, including 3-of-5 from deep, in 28 minutes
- » Missed the final nine games of his freshman season due to an ankle fracture

High School

- » Rated by 247Sports with five stars as the No. 22 player nationally, the No. 4 combo guard and the No. 3 player from the state of California
- » Rated by ESPN with five stars as the No. 24 player nationally, the No. 7 point guard and the No. 4 player from the state of California
- » Transferred from Oak Hill Academy in Virginia to Notre Dame High School in California for his senior season
- » Named MaxPreps California Player of the Year following his senior season after averaging 21.4 points, 6.8 rebounds and 3.9 assists per game
- » Averaged 28.3 points, 5.7 rebounds and 4.7 assists a game in the final EYBL session in Kansas City in the summer of 2022
- » Was a force at the 2022 Nike Peach Jam, averaging 25.2 points, shooting .444 from the three-point line with 4.7 assists a game

Career Statistics

Season	GP-GS	Min	FG-FGA	Pct.	3PT-A	Pct.	FT-FTA	Pct.	Reb	Avg.	PF-DQ	Ast	TO	Blk	Stl	Pts	Avg
2023-24	27-15	685	73-167	.437	28-69	.406	33-48	.688	65	2.4	53-1	58	29	2	16	207	7.7
2024-25	34-7	487	65-158	.411	24-71	.338	22-33	.667	58	1.7	38-0	47	31	3	23	176	5.2
Totals	61-22	1172	138-325	.425	52-140	.371	55-81	.679	123	2.0	91-1	105	60	5	39	383	6.3

Career ACC Regular Season Statistics

Season	GP-GS	Min	FG-FGA	Pct.	3PT-A	Pct.	FT-FTA	Pct.	Reb	Avg.	PF-DQ	Ast	TO	Blk	Stl	Pts	Avg
2023-24	16-10	413	36-87	.414	18-39	.462	16-23	.696	36	2.3	36-0	38	16	1	14	106	6.6
2024-25	19-0	221	26-68	.382	10-31	.323	9-13	.692	32	1.7	24-0	21	13	1	7	71	3.7
Totals	35-10	634	62-155	.400	28-70	.400	25-36	.694	68	1.9	60-0	59	29	2	21	177	5.1

Career Postseason Statistics

Season	GP-GS	Min	FG-FGA	Pct.	3PT-A	Pct.	FT-FTA	Pct.	Reb	Avg.	PF-DQ	Ast	TO	Blk	Stl	Pts	Avg
2023-24	did not see action (injury)																
2024-25	4-0	51	6-14	.429	3-7	.429	3-3	1.000	7	1.8	3-0	5	6	0	5	18	4.5
Totals	4-0	51	6-14	.429	3-7	.429	3-3	1.000	7	1.8	3-0	5	6	0	5	18	4.5

PRODUCTION

	Season	Career
Double-figure points	8	16
Double-doubles	--	--
20-point games	--	--
3+ 3-point field goals	2	5
5+ rebounds	--	3
3+ assists	7	14
2+ steals	7	10
2+ blocks	1	1
Dunks	--	2
Three-point plays	1	2

2024-25

- » Made his Duke debut against Wofford (11/16) after missing the first two weeks of the season due to injury
- » Scored two points against the Terriers and made his presence felt on the offensive glass, securing five offensive boards en route to six total caroms
- » Shot a perfect 3-for-3 from the field against UIW (12/10)
- » Praised for his performance off the bench at Wake Forest (1/25), logging a career-high 21 minutes with three rebounds, two steals and four points, en route to a team-high plus-minus of +19
- » Continued to make an impact during Maliq Brown's absence due to injury, scoring a key basket in the waning minutes against NC State (1/27)
- » Scored eight points at Virginia (2/17) followed by nine at Miami (2/25)
- » Matched his career high on the glass, bringing in six total boards against Wake Forest (3/3) in 14 minutes of action
- » Shot a perfect 3-for-3 from the field against Georgia Tech (3/13), while also blocking a shot and reeling in two boards
- » Remained perfect from the field in the postseason, going 6-of-6 against North Carolina (3/14), scoring a career-high 12 points against the Tar Heels - highlighted with three dunks
- » Blocked a career-high three shots against Louisville (3/15), while scoring seven points in the ACC title game
- » Career-high eight rebounds against Mount St. Mary's (3/21), adding nine points and matching his career high with three swats

High School

- » Five-star prospect according to ESPN, out of St. Paul VI Catholic High School (Fairfax, Va.)
- » Missed senior season at St. Paul VI due to injury
- » Named to the USA Basketball 2024 Men's U18 National Team and selected to participate in the Nike Hoop Summit
- » Helped USA capture the gold medal in the 2024 FIBA Men's U18 AmeriCup (June 2024), averaging 4.5 points, 4.8 rebounds, 1.2 blocks and 1.0 assists per game, while shooting 66.7% (10 of 15) from the field
- » Had a breakout season for Team Takeover on the EYBL circuit, averaging 12.0 points and 7.4 rebounds, including a statement game with a 33-point, 18-rebound and five-assist performance against Phenom University

Personal

- » Son of two former collegiate basketball players, with both of his parents - Patrick and Tajama - playing for George Washington
- » Tajama graduated as George Washington's all-time leading scorer with 2,134 career points and played two seasons in the WNBA

Career Statistics

Season	GP-GS	Min	FG-FGA	Pct.	3PT-A	Pct.	FT-FTA	Pct.	Reb	Avg.	PF-DQ	Ast	TO	Blk	Stl	Pts	Avg
2024-25	26-0	278	42-59	.712	0-1	.000	15-22	.682	76	2.9	41-1	17	6	14	10	99	3.8
Totals	26-0	278	42-59	.712	0-1	.000	15-22	.682	76	2.9	41-1	17	6	14	10	99	3.8

Career ACC Regular Season Statistics

Season	GP-GS	Min	FG-FGA	Pct.	3PT-A	Pct.	FT-FTA	Pct.	Reb	Avg.	PF-DQ	Ast	TO	Blk	Stl	Pts	Avg
2024-25	18-0	164	21-28	.750	0-1	.000	7-10	.700	41	2.3	30-1	7	2	4	6	49	2.7
Totals	18-0	164	21-28	.750	0-1	.000	7-10	.700	41	2.3	30-1	7	2	4	6	49	2.7

Career Postseason Statistics

Season	GP-GS	Min	FG-FGA	Pct.	3PT-A	Pct.	FT-FTA	Pct.	Reb	Avg.	PF-DQ	Ast	TO	Blk	Stl	Pts	Avg
2024-25	4-0	59	14-18	.778	0-0	.000	7-10	.700	15	3.8	7-0	4	2	8	1	35	8.8
Totals	4-0	59	14-18	.778	0-0	.000	7-10	.700	15	3.8	7-0	4	2	8	1	35	8.8

LAST FIVE GAME STATS

Date	Opponent	Start	FG	Pct.	3FG	Pct.	FT	Pct.	Reb	PF	Pts	Ast	TO	Blk	Stl	Min
3/8	at North Carolina		0-0	.000	0-0	.000	0-0	.000	0-0-0	0	0	0	0	0	0	2
3/13	vs. Georgia Tech		3-3	1.000	0-0	.000	1-2	.500	1-1-2	0	7	0	0	1	0	10
3/14	vs. North Carolina		6-6	1.000	0-0	.000	0-0	.000	1-2-3	3	12	2	1	1	0	17
3/15	vs. Louisville		1-4	.250	0-0	.000	5-6	.833	1-1-2	3	7	0	1	3	0	13
3/21	vs. Mount St. Mary's		4-5	.800	0-0	.000	1-2	.500	1-7-8	1	9	2	0	3	1	19

CAREER HIGHS

12 vs. North Carolina (3/14/25)	Points
8 vs. Mount St. Mary's (3/21/25)	Rebounds
3 vs. Illinois (2/22/25)	Assists
2 at Wake Forest (1/25/25)	Steals
3, 2x, last vs. Mt. St. Mary's (3/21/25)	Blocks
6 vs. North Carolina (3/14/25)	FG Made
--	3FG Made
3 at Miami (2/25/25)	FT Made
21 at Wake Forest (1/25/25)	Minutes

SEASON HIGHS

12 vs. North Carolina (3/14/25)	Points
8 vs. Mount St. Mary's (3/21/25)	Rebounds
3 vs. Illinois (2/22/25)	Assists
2 at Wake Forest (1/25/25)	Steals
3, 2x, last vs. Mt. St. Mary's (3/21/25)	Blocks
6 vs. North Carolina (3/14/25)	FG Made
--	3FG Made
3 at Miami (2/25/25)	FT Made
21 at Wake Forest (1/25/25)	Minutes

PRODUCTION

	Season	Career
Double-figure points	1	1
Double-doubles	--	--
20-point games	--	--
3+ 3-point field goals	--	--
5+ rebounds	5	5
3+ assists	1	1
2+ steals	1	1
2+ blocks	3	3
Dunks	9	9
Three-point-plays	2	2

#8 • DARREN HARRIS

G/F • 6-6 • 203 • Fr. • Herndon, Va. • St. Paul VI

2024-25

- » Played a career-high 17 minutes against Florida State (3/1), making a career-high three field goals, while matching his career highs for points, rebounds, steals and assists
- » Made postseason debut with a career-high seven points against Mount St. Mary's (3/21)

High School

- » Four-star prospect according to both 247Sports and ESPN, out of St. Paul VI Catholic High School (Fairfax, Va.)
- » Ranked No. 45 by ESPN and No. 56 by 247Sports
- » Named the 2023-24 Gatorade Virginia Player of the Year after averaging 17.2 points, 4.5 rebounds, 3.1 assists and 1.9 steals per game
- » Led team to 33-2 record and both conference (WCAC) and state (VISAA) championships as a senior
- » Registered 24 points and four rebounds in the VISAA state championship game
- » Scored 36 points, including 19 in the third quarter, during a 101-89 victory over IMG Academy in the 2024 Chipotle Nationals, eventually advancing to the national title game
- » Helped lead Team Takeover to eight wins at the EYBL Peach Jam, averaging 14.3 points, 3.4 rebounds and 2.5 assists per game
- » Scored 28 points on 10-of-15 shooting, including 5-of-7 from beyond the arc, in the EYBL Championship, earning MVP and All-EYBL First Team honors

LAST FIVE GAME STATS

Date	Opponent	Start	FG	Pct.	3FG	Pct.	FT	Pct.	Reb	PF	Pts	Ast	TO	Blk	Stl	Min
3/8	at North Carolina		dnp	(coach's decision)												
3/13	vs. Georgia Tech		dnp	(coach's decision)												
3/14	vs. North Carolina		dnp	(coach's decision)												
3/15	vs. Louisville		dnp	(coach's decision)												
3/21	vs. Mount St. Mary's		3-6	.500	1-3	.333	0-0	.000	0-4-4	0	7	0	0	0	0	11

CAREER HIGHS

7 vs. Mount St. Mary's (3/21/25)	Points
4, 3x, last vs. Mt. St. Mary's (3/21/25)	Rebounds
1, 5x, last vs. Florida State (3/1/25)	Assists
1, 3x, last vs. Florida State (3/1/25)	Steals
--	Blocks
3, 2x, last vs. Mt. St. Mary's (3/21/25)	FG Made
1, 5x, last vs. Mt. St. Mary's (3/21/25)	3FG Made
3 vs. Maine (11/4/24)	FT Made
17 vs. Florida State (3/1/25)	Minutes

SEASON HIGHS

7 vs. Mount St. Mary's (3/21/25)	Points
4, 3x, last vs. Mt. St. Mary's (3/21/25)	Rebounds
1, 5x, last vs. Florida State (3/1/25)	Assists
1, 3x, last vs. Florida State (3/1/25)	Steals
--	Blocks
3, 2x, last vs. Mt. St. Mary's (3/21/25)	FG Made
1, 5x, last vs. Mt. St. Mary's (3/21/25)	3FG Made
3 vs. Maine (11/4/24)	FT Made
17 vs. Florida State (3/1/25)	Minutes

Career Statistics

Season	GP-GS	Min	FG-FGA	Pct.	3PT-A	Pct.	FT-FTA	Pct.	Reb	Avg.	PF-DQ	Ast	TO	Blk	Stl	Pts	Avg
2024-25	20-0	126	15-41	.366	5-22	.227	8-16	.500	23	1.2	4-0	7	1	0	3	43	2.2
Totals	20-0	126	15-41	.366	5-22	.227	8-16	.500	23	1.2	4-0	7	1	0	3	43	2.2

Career ACC Regular Season Statistics

Season	GP-GS	Min	FG-FGA	Pct.	3PT-A	Pct.	FT-FTA	Pct.	Reb	Avg.	PF-DQ	Ast	TO	Blk	Stl	Pts	Avg
2024-25	13-0	72	6-19	.316	0-9	.000	1-3	.333	12	0.9	3-0	5	1	0	2	13	1.0
Totals	13-0	72	6-19	.316	0-9	.000	1-3	.333	12	0.9	3-0	5	1	0	2	13	1.0

Career Postseason Statistics

Season	GP-GS	Min	FG-FGA	Pct.	3PT-A	Pct.	FT-FTA	Pct.	Reb	Avg.	PF-DQ	Ast	TO	Blk	Stl	Pts	Avg
2024-25	1-0	11	3-6	.500	1-3	.333	0-0	.000	4	4.0	0-0	0	0	0	0	7	7.0
Totals	1-0	11	3-6	.500	1-3	.333	0-0	.000	4	4.0	0-0	0	0	0	0	7	7.0

PRODUCTION

	Season	Career
Double-figure points	--	--
Double-doubles	--	--
20-point games	--	--
3+ 3-point field goals	--	--
5+ rebounds	--	--
3+ assists	--	--
2+ steals	--	--
2+ blocks	--	--
Dunks	2	2

2024-25 Season

- » Scored first points of the year with a dunk against Stanford (2/15)
- » Was recognized on Senior Night before Duke's game against Wake Forest (3/3), finishing with two points against the Demon Deacons
- » First three-pointer as a Blue Devils came against Mount St. Mary's (3/21), also adding one rebound and one steal

2023-24 Season

- » Transferred to Duke after four years at Stanford
- » Earned his economics degree from Stanford and is pursuing his Master of Management Studies graduate degree from Duke's Fuqua School of Business
- » Made his Duke debut against Dartmouth, playing two minutes and grabbing one rebound
- » Logged a season-high four minutes against Bucknell (11/17), reeling in one rebound
- » Played two minutes at Miami (2/21), scoring two points on two made free throws

Before Duke

- » Appeared in a total of 15 games for the Cardinal, including two starts
- » Shot 6-of-14 (.429) from the field at Stanford

Personal

- » His older brothers, Daniel and Joseph, both played basketball at Stanford

LAST FIVE GAME STATS

Date	Opponent	Start	FG	Pct.	3FG	Pct.	FT	Pct.	Reb	PF	Pts	Ast	TO	Blk	Stl	Min
3/8	at North Carolina	dnp (coach's decision)														
3/13	vs. Georgia Tech	dnp (coach's decision)														
3/14	vs. North Carolina	dnp (coach's decision)														
3/15	vs. Louisville	dnp (coach's decision)														
3/21	vs. Mount St. Mary's		1-1	1.000	1-1	1.000	0-0	.000	1-0-1	0	3	0	0	0	1	6

CAREER HIGHS

3, 2x, last vs. Mount St. Mary's (3/21/25)	Points	3 vs. Mount St. Mary's (3/21/25)
3 vs. Washington (2/26/23)	Rebounds	2, 2x, last vs. Illinois (2/22/25)
2 vs. Green Bay (12/16/22)	Assists	1, 2x, last at Syracuse (2/5/25)
1, 4x, last vs. Mt. St. Mary's (3/21/25)	Steals	1, 3x, last vs. Mt. St. Mary's (3/21/25)
1 at Oregon State (3/2/23)	Blocks	--
1, 8x, last vs. Wake Forest (3/3/25)	FG Made	1, 2x, last vs. Wake Forest (3/3/25)
1 at N.C. A&T (12/6/20)	3FG Made	--
2 at Oregon State (3/2/23)	FT Made	--
6 vs. Washington (2/26/23)	Minutes	3, 3x, last vs. Florida State (3/1/25)

SEASON HIGHS**PRODUCTION**

	Season	Career
Double-figure points	--	--
Double-doubles	--	--
20-point games	--	--
5+ rebounds	--	--
3+ assists	--	--
2+ steals	--	--
2+ blocks	--	--
Dunks	1	1*
Three-point plays	--	--

* stats from Stanford not included

Career Statistics

Season	GP-GS	Min	FG-FGA	Pct.	3PT-A	Pct.	FT-FTA	Pct.	Reb	Avg.	PF-DQ	Ast	TO	Blk	Stl	Pts	Avg
2020-21*	3-0	7	3-3	1.000	1-1	1.000	0-0	.000	1	0.3	0-0	0	0	0	0	7	2.3
2021-22*	4-0	11	1-2	.500	0-1	.000	0-0	.000	1	0.3	2-0	0	0	0	0	2	0.5
2022-23*	8-2	28	2-9	.222	0-4	.000	3-5	.600	9	1.1	4-0	2	1	1	1	7	0.9
2023-24	8-0	17	0-4	.000	0-3	.000	2-2	1.000	4	0.5	0-0	0	0	0	0	2	0.3
2024-25	10-0	25	3-5	.600	1-3	.333	0-0	.000	8	0.8	2-0	2	1	0	3	7	0.7
Totals	33-2	88	9-23	.391	2-12	.167	5-7	.714	23	0.7	8-0	4	2	1	4	25	0.8

* at Stanford

Career ACC Regular Season Statistics

Season	GP-GS	Min	FG-FGA	Pct.	3PT-A	Pct.	FT-FTA	Pct.	Reb	Avg.	PF-DQ	Ast	TO	Blk	Stl	Pts	Avg
2023-24	2-0	3	0-1	.000	0-1	.000	2-2	1.000	1	0.5	0-0	0	0	0	0	2	1.0
2024-25	6-0	13	2-4	.500	0-2	.000	0-0	.000	2	0.3	1-0	1	1	0	2	4	0.7
Totals	8-0	16	2-5	.400	0-3	.000	2-2	1.000	3	0.4	1-0	1	1	0	2	6	0.8

Career Postseason Statistics

Season	GP-GS	Min	FG-FGA	Pct.	3PT-A	Pct.	FT-FTA	Pct.	Reb	Avg.	PF-DQ	Ast	TO	Blk	Stl	Pts	Avg
2023-24	1-0	4	0-1	.000	0-0	.000	0-0	.000	0	0.0	0-0	0	0	0	0	0	0.0
2024-25	1-0	6	1-1	1.000	1-1	1.000	0-0	.000	1	1.0	0-0	0	0	0	1	3	3.0
Totals	2-0	10	1-2	.500	1-1	1.000	0-0	.000	1	1.0	0-0	0	0	0	1	3	1.5

#55 • SPENCER HUBBARD

G • 5-8 • 157 • Gr. • Los Angeles, Calif. • Harvard Westlake

2024-25

- » Drilled a three-pointer in Duke's win over Army West Point (11/8), reaching 10 career points as a Blue Devil with the bucket from distance
- » Scored five points, a new career high, against Florida State (3/1), making a fast-break layup followed by a three-pointer

2023-24

- » Was awarded a scholarship ahead of the season after playing for the Blue Devils as a walk-on for the previous two seasons
- » Scored first career bucket against Dartmouth (11/6) while adding first career assist
- » Played a season-high four minutes against Bucknell (11/17), grabbing a defensive rebound
- » Made his first ACC regular-season appearance during Duke's win at Miami (2/21), playing two minutes
- » Drilled his first career 3-pointer versus Louisville (2/28), giving the senior his first points against an ACC foe
- » First NCAA Tournament action came versus Vermont (3/22), grabbing a rebound in the closing minutes of play
- » Scored first NCAA Tournament points against JMU (3/24), going 1-of-2 from the charity stripe

Personal

- » His mother, Beth, attended Duke University
- » His uncle, Joe Hubbard, has spent time on the football staffs at USC, UNLV and the Los Angeles Rams
- » Was a member of Duke's practice squad his freshman year before earning a walk-on spot as a sophomore

LAST FIVE GAME STATS

Date	Opponent	Start	FG	Pct.	3FG	Pct.	FT	Pct.	Reb	PF	Pts	Ast	TO	Blk	Stl	Min
3/8	at North Carolina	dnp (coach's decision)														
3/13	vs. Georgia Tech	dnp (coach's decision)														
3/14	vs. North Carolina	dnp (coach's decision)														
3/15	vs. Louisville		0-0	.000	0-0	.000	0-0	.000	0-0-0	0	0	0	0	0	0	0+
3/21	vs. Mount St. Mary's		1-2	.500	0-1	.000	0-0	.000	0-0-0	0	2	1	0	0	0	4

CAREER HIGHS

5 vs. Florida State (3/1/25)	Points	5 vs. Florida State (3/1/25)
1, 6x, last vs. Illinois (2/22/25)	Rebounds	1, 2x, last vs. Illinois (2/22/25)
1, 5x, last vs. Mt. St. Mary's (3/21/25)	Assists	1, 3x, last vs. Mt. St. Mary's (3/21/25)
1, 2x, last vs. Wake Forest (3/3/25)	Steals	1, 2x, last vs. Wake Forest (3/3/25)
2 vs. Florida State (3/1/25)	FG Made	2 vs. Florida State (3/1/25)
1, 4x, last vs. Florida State (3/1/25)	3FG Made	1, 2x, last vs. Florida State (3/1/25)
1, 2x, last vs. JMU (3/24/24)	FT Made	--
5 vs. USC Upstate (11/11/22)	Minutes	4 vs. Mount St. Mary's (3/21/25)

SEASON HIGHS**Career Statistics**

Season	GP-GS	Min	FG-FGA	Pct.	3PT-A	Pct.	FT-FTA	Pct.	Reb	Avg.	PF-DQ	Ast	TO	Blk	Stl	Pts	Avg
2021-22	3-0	6	0-0	.000	0-0	.000	1-2	.500	1	0.3	1-0	0	0	0	0	1	0.3
2022-23	3-0	9	0-2	.000	0-1	.000	0-0	.000	1	0.3	2-0	0	2	0	1	0	0.0
2023-24	10-0	23	2-6	.333	1-4	.250	1-2	.500	3	0.3	8-0	2	1	0	0	6	0.6
2024-25	11-0	24	5-11	.455	3-5	.600	0-0	.000	2	0.2	2-0	3	2	0	2	13	1.2
Totals	27-0	6	17-19	.368	4-10	.400	2-4	.500	7	0.3	13-0	5	5	0	3	20	0.7

Career ACC Regular Season Statistics

Season	GP-GS	Min	FG-FGA	Pct.	3PT-A	Pct.	FT-FTA	Pct.	Reb	Avg.	PF-DQ	Ast	TO	Blk	Stl	Pts	Avg
2023-24	3-0	8	1-2	.500	1-2	.500	0-0	.000	0	0.0	5-0	0	1	0	0	3	1.0
2024-25	4-0	9	2-4	.500	1-1	1.000	0-0	.000	0	0.0	1-0	1	1	0	2	5	1.3
Totals	7-0	17	3-6	.500	2-3	.667	0-0	.000	0	0.0	6-0	1	2	0	2	8	1.1

Career Postseason Statistics

Season	GP-GS	Min	FG-FGA	Pct.	3PT-A	Pct.	FT-FTA	Pct.	Reb	Avg.	PF-DQ	Ast	TO	Blk	Stl	Pts	Avg
2022-23	1-0	2	0-1	.000	0-0	.000	0-0	.000	1	1.0	1-0	0	0	0	0	0	0.0
2023-24	2-0	5	0-1	.000	0-0	.000	1-2	.500	1	0.5	1-0	0	0	0	0	1	0.5
2024-25	2-0	4	1-2	.500	0-1	.000	0-0	.000	0	0.0	0-0	1	0	0	0	2	1.0
Totals	5-0	11	1-4	.250	0-1	.000	1-2	.500	2	0.4	2-0	1	0	0	0	3	0.6

PRODUCTION

	Season	Career
Double-figure points	--	--
Double-doubles	--	--
20-point games	--	--
3+ 3-point field goals	--	--
5+ rebounds	--	--
3+ assists	--	--
2+ steals	--	--
2+ blocks	--	--

2024-25

- » First Duke points came at Miami (2/25) on a three-pointer
- » Played a season-high six minutes against Florida State (3/1), scoring two points from the free throw line

2023-24 (Senior at Rice)

- » Redshirted after missing the year due to injury
- » NABC Honors Court
- » AAC All-Academic Team

Career

- » Played three seasons (2020-23) at Rice, appearing in 95 games with 55 starts. Missed the 2023-24 season due to injury
- » Totaled 537 points (5.7 ppg), 397 rebounds (4.2 rpg), 89 assists, 51 steals and 23 blocked shots in three seasons with the Owls
- » Averaged 7.6 points, 6.1 rebounds and 1.3 assists per contest as a junior in 2022-23, playing 35 games with 34 starts

LAST FIVE GAME STATS

Date	Opponent	Start	FG	Pct.	3FG	Pct.	FT	Pct.	Reb	PF	Pts	Ass	TO	Blk	Stl	Min
3/8	at North Carolina	dnp	(coach's decision)													
3/13	vs. Georgia Tech	dnp	(coach's decision)													
3/14	vs. North Carolina	dnp	(coach's decision)													
3/15	vs. Louisville	dnp	(coach's decision)													
3/21	vs. Mount St. Mary's		0-1	.000	0-1	.000	0-0	.000	0-0-0	0	0	0	0	0	0	4

CAREER HIGHS

17 at Louisiana Tech (2/26/21)	Points	3 at Miami (2/25/25)
16 at UTEP (12/31/22)	Rebounds	2 vs. Florida State (3/1/25)
6 at Sam Houston (12/19/20)	Assists	1, 2x, last at SMU (1/4/25)
2, 10x, last vs. Southern Utah (3/20/23)	Steals	--
2, 3x, last vs. Louisiana Tech (1/5/23)	Blocks	--
5, 2x, last vs. UTSA (2/16/23)	FG Made	1 at Miami (2/25/25)
4, 2x, last vs. UTSA (2/16/23)	3FG Made	1 at Miami (2/25/25)
6 at UTEP (12/31/22)	FT Made	2 vs. Florida State (3/1/25)
43 at UTEP (12/31/22)	Minutes	6 vs. Florida State (3/1/25)

SEASON HIGHS

Career Statistics

Season	GP-GS	Min	FG-FGA	Pct.	3PT-A	Pct.	FT-FTA	Pct.	Reb	Avg.	PF-DQ	Ass	TO	Blk	Stl	Pts	Avg
2020-21*	28-12	496	39-100	.390	22-60	.367	35-52	.673	86	3.1	43-0	28	16	9	12	135	4.8
2021-22*	32-9	531	40-105	.381	23-64	.359	32-45	.711	97	3.0	38-0	17	20	3	10	135	4.2
2022-23*	35-34	1080	80-186	.430	44-118	.373	63-82	.768	214	6.1	66-0	44	50	11	29	267	7.6
2023-24*	Did not see game action																
2024-25	12-0	29	1-6	.167	1-5	.200	2-4	.500	5	0.4	1-0	2	1	0	0	5	0.4
Totals	107-55	2135	160-397	.403	90-247	.364	132-183	.721	402	3.8	148-0	91	87	23	51	542	5.1

* at Rice

Career ACC Regular Season Statistics

Season	GP-GS	Min	FG-FGA	Pct.	3PT-A	Pct.	FT-FTA	Pct.	Reb	Avg.	PF-DQ	Ass	TO	Blk	Stl	Pts	Avg
2024-25	7-0	17	1-2	.500	1-2	.500	2-4	.500	4	0.6	1-0	2	1	0	0	5	0.7
Totals	7-0	17	1-2	.500	1-2	.500	2-4	.500	4	0.6	1-0	2	1	0	0	5	0.7

Career Postseason Statistics

Season	GP-GS	Min	FG-FGA	Pct.	3PT-A	Pct.	FT-FTA	Pct.	Reb	Avg.	PF-DQ	Ass	TO	Blk	Stl	Pts	Avg
2020-21*	3-3	87	3-10	.300	2-8	.250	6-7	.857	10	3.3	6-0	6	3	4	2	14	4.7
2021-22*	3-0	34	1-1	1.000	0-0	.000	5-7	.714	9	3.0	2-0	0	0	0	0	7	2.3
2022-23*	4-4	126	9-27	.333	5-16	.313	4-5	.800	24	6.0	9-0	3	2	1	4	27	6.8
2023-24*	Did not see game action																
2024-25	1-0	4	0-1	.000	0-1	.000	0-0	.000	0	0.0	0-0	0	0	0	0	0	0.0
Totals	11-7	251	13-39	.333	7-25	.280	15-19	.789	43	3.9	17-0	9	5	5	6	48	4.4

PRODUCTION

	Season	Career
Double-figure points	--	17
Double-doubles	--	1
20-point games	--	--
3+ 3-point field goals	--	7
5+ rebounds	--	35
3+ assists	--	10
2+ steals	--	30
2+ blocks	--	10

#52 • STANLEY BORDEN

2024-25

- » Has made three appearances across Duke's last four games
- » Played a career-high three minutes against Florida State (3/1)

2023-24

- » Did not see game action

2022-23

- » Made season debut against USC Upstate (11/11), grabbing a defensive rebound in two minutes of action

Career

- » Played for the Portuguese U20 National Team during the FIBA European Group A Challenger in the summer of 2021, averaging 7.6 points, 6.2 rebounds, 1.2 assists and 1.0 steals
- » Member of the Besiktas J.K. U18 team for two seasons
- » As a freshman, led his high school varsity team to its first CEESA (Central-Eastern European Schools Association) Division A Championship

Personal

- » Joined the Duke men's basketball team as a walk-on in September 2021
- » His grandfather, Stanley Borden, played basketball at Mississippi State
- » Holds dual citizenship in Portugal and played for the Portuguese U20 National Team

LAST FIVE GAME STATS

Date	Opponent	Start	FG	Pct.	3FG	Pct.	FT	Pct.	Reb	PF	Pts	Ass	TO	Blk	Stl	Min
3/8	at North Carolian	dnp	(coach's decision)													
3/13	vs. Georgia Tech	dnp	(coach's decision)													
3/14	vs. North Carolina	dnp	(coach's decision)													
3/15	vs. Louisville	dnp	(coach's decision)													
3/21	vs. Mount St. Mary's	dnp	(coach's decision)													

CAREER HIGHS

--	Points	--
1, 3x, last vs. Illinois (2/22/25)	Rebounds	1 vs. Illinois (2/22/25)
--	Assists	--
--	Steals	--
1 vs. Wake Forest (3/3/25)	Blocks	1 vs. Wake Forest (3/3/25)
--	FG Made	--
--	FT Made	--
3 vs. Florida State (3/1/25)	Minutes	3 vs. Florida State (3/1/25)

SEASON HIGHS

Career Statistics

Season	GP-GS	Min	FG-FGA	Pct.	3PT-A	Pct.	FT-FTA	Pct.	Reb	Avg.	PF-DQ	Ass	TO	Blk	Stl	Pts	Avg
2021-22	1-0	1	0-0	.000	0-0	.000	0-0	.000	1	1.0	0-0	0	0	0	0	0	0.0
2022-23	1-0	2	0-0	.000	0-0	.000	0-0	.000	1	1.0	0-0	0	0	0	0	0	0.0
2023-24	did not see game action																
2024-25	3-0	7	0-1	.000	0-0	.000	0-0	.000	1	0.3	1-0	0	2	1	0	0	0.0
Totals	5-0	10	0-1	.000	0-0	.000	0-0	.000	3	0.6	1-0	0	2	1	0	0	0.0

Career ACC Regular Season Statistics

Season	GP-GS	Min	FG-FGA	Pct.	3PT-A	Pct.	FT-FTA	Pct.	Reb	Avg.	PF-DQ	Ass	TO	Blk	Stl	Pts	Avg
2024-25	2-0	6	0-1	.000	0-0	.000	0-0	.000	0	0.0	0-0	0	1	1	0	0	0.0
Totals	2-0	6	0-1	.000	0-0	.000	0-0	.000	0	0.0	0-0	0	1	1	0	0	0.0

PRODUCTION

	Season	Career
Double-figure points	--	--
Double-doubles	--	--
20-point games	--	--
5+ rebounds	--	--
2+ blocks	--	--
2+ steals	--	--
Dunks	--	--
Three-point plays	--	--

ACC WEEKLY HONORS

2024-25 Season

Kon Knueppel	Rookie of the Week	Nov. 11
Cooper Flagg	Rookie of the Week	Nov. 18
Cooper Flagg	Rookie of the Week	Nov. 25
Cooper Flagg	Player of the Week	Nov. 25
Cooper Flagg	Rookie of the Week	Dec. 9
Cooper Flagg	Rookie of the Week	Dec. 23
Cooper Flagg	Rookie of the Week	Jan. 6
Cooper Flagg	Player of the Week	Jan. 6
Cooper Flagg	Rookie of the Week	Jan. 13
Cooper Flagg	Player of the Week	Jan. 13
Cooper Flagg	Rookie of the Week	Jan. 20
Cooper Flagg	Rookie of the Week	Jan. 27
Cooper Flagg	Rookie of the Week	Feb. 3
Cooper Flagg	Player of the Week	Feb. 3
Cooper Flagg	Rookie of the Week	Feb. 17
Cooper Flagg	Rookie of the Week	Feb. 24
Cooper Flagg	Player of the Week	Feb. 24
Isaiah Evans	Rookie of the Week	March 3
Cooper Flagg	Rookie of the Week	March 10

Career Honors by Blue Devils

Isaiah Evans	Rookie of the Week	1
Cooper Flagg	Rookie of the Week	12
	Player of the Week	5
Kon Knueppel	Rookie of the Week	1

Notable

Over the last 11 seasons (since the start of 2013-14), Duke has had an ACC Rookie of the Week in 99 of a possible 204 weeks (48.5%). Twenty-seven different Blue Devils have won the award at least once in that time.

as of March 10, 2025

Most ACC Player of the Week Selections

North Carolina	157
Duke	152
Virginia	86
Wake Forest	86
NC State	81
Georgia Tech	63
Clemson	50
Florida State	31
Virginia Tech	28
Boston College	21
Miami	19
Notre Dame	18
Louisville	16
Pittsburgh	15
Syracuse	12
Stanford	3
SMU	1

as of March 10, 2025

Most ACC Rookie of the Week Selections

Duke	172
North Carolina	97
Georgia Tech	89
Virginia	80
Wake Forest	76
NC State	72
Clemson	51
Florida State	35
Syracuse	16
Boston College	15
Miami	14
Pittsburgh	11
Virginia Tech	11
Notre Dame	9
Louisville	6
Cal	3

as of March 10, 2025

RECORDS WATCH

FRESHMAN POINTS

	G	Pts	Avg
1. ▲ R.J. Barrett, 2019 [1]	38	860	22.6
2. Zion Williamson, 2019 [2]	33	746	22.6
3. Marvin Bagley III, 2018 [5]	33	694	21.0
4. Paolo Banchero, 2022	39	671	17.2
5. Jabari Parker, 2014	35	670	19.1
6. Jahliil Okafor, 2015	38	657	17.3
7. Brandon Ingram, 2016	36	624	17.3
8. COOPER FLAGG, 2025	33	618	18.7
9. Gene Banks, 1978	34	581	17.1
10. Luol Deng, 2004	37	558	15.1

FRESHMAN SCORING AVERAGE

	G	Pts	Avg
1. ▲ R.J. Barrett, 2019 [1-1]	38	860	22.6
▲ Zion Williamson, 2019 [1-1]	33	746	22.6
3. Marvin Bagley III, 2018 [3]	33	694	21.0
4. Jabari Parker, 2014 [7]	35	670	19.1
5. COOPER FLAGG, 2025	33	618	18.7
6. Johnny Dawkins, 1983 [12]	28	506	18.1
7. Vernon Carey Jr., 2020 [14]	31	552	17.8
8. Jahliil Okafor, 2015 [1-15]	38	657	17.3
Brandon Ingram, 2016 [1-15]	36	624	17.3
10. Paolo Banchero, 2022	39	671	17.2

Minimum 20 games played

FRESHMAN FREE THROWS MADE

1. Jabari Parker, 2014	160
2. COOPER FLAGG, 2025	152
3. R.J. Barrett, 2019	149
4. Vernon Carey Jr., 2020	146
5. Tyus Jones, 2015	144
6. Paolo Banchero, 2022	137
7. Marvin Bagley III, 2018	131
8. Zion Williamson, 2019	130
Kyle Filipowski, 2023	130
10. Wendell Carter Jr., 2018	124

FRESHMAN DUNKS

1. Marvin Bagley III, 2018	98
2. Zion Williamson, 2019	72
3. KHAMAN MALUACH, 2025	67
4. Jahliil Okafor, 2015	64
5. Jabari Parker, 2014	61
6. Wendell Carter Jr., 2018	58
7. Dereck Lively II, 2023	57
8. Josh McRoberts, 2006	51

▲ - ACC Freshman Record

[#] - ACC All-Time Freshman Season Rank

FRESHMAN 3-POINT FIELD GOAL PCT.

	3FG	3FGA	Pct
1. Daniel Ewing, 2002	32	70	.457
2. A.J. Griffin, 2022	71	159	.447
3. Chris Collins, 1993	37	85	.435
4. Dariq Whitehead, 2023	42	98	.429
5. Trajan Langdon, 1995	59	138	.428
6. ISAIAH EVANS, 2025	61	144	.424
7. Jeff Capel, 1994	32	76	.421
8. Justise Winslow, 2015	46	110	.418
9. Jared McCain, 2024	87	210	.414
10. Brandon Ingram, 2016	80	195	.410

Minimum 30 three-point field goals made

ASSIST-TO-TURNOVER RATIO (SEASON)

	A	TOT	A/TOT
1. Tre Jones (Fr.), 2019 [1-3]	192	53	3.62
2. Steve Wojciechowski (Jr.), 1997	176	58	3.03
3. Jon Scheyer (Sr.), 2010	194	65	2.98
4. Tyrese Proctor (So.), 2024	118	40	2.95
5. Tommy Amaker (So.), 1985	184	64	2.88
6. Tyus Jones (Fr.), 2015	217	76	2.86
7. Chris Duhon (Fr.), 2001	174	61	2.85
8. Jordan Goldwire (Sr.), 2021	96	34	2.82
9. Quinn Cook (So.), 2013	153	57	2.68
10. SION JAMES (GR.), 2025	108	41	2.63

minimum 20 games played and 3.0 assist per game

ASSIST-TO-TURNOVER RATIO (FRESHMAN)

	A	TOT	A/TOT
1. Tre Jones, 2019	192	53	3.62
2. Tyus Jones, 2015	217	76	2.86
3. Chris Duhon, 2001	174	61	2.85
4. Trevor Keels, 2022	98	45	2.18
5. Tyrese Proctor, 2023	119	58	2.05
6. Trevon Duval, 2018	207	102	2.03
7. KON KNUEPPEL, 2025	94	47	2.00

minimum 20 games played and 2.0 assist per game

ASSIST-TO-TURNOVER RATIO (CAREER)

	Ast	TOT	A/TOT
1. Tre Jones, 2019-20 [5]	377	131	2.88
2. Quinn Cook, 2012-15 [13]	509	202	2.52
3. Steve Wojciechowski, 1995-98 [1-14]	505	202	2.50
4. TYRESE PROCTOR, 2023-PRES.	313	133	2.35
5. Chris Duhon, 2001-04 [20]	819	355	2.31
6. Tommy Amaker, 1984-87	708	336	2.11
7. Jon Scheyer, 2007-10	440	211	2.09
8. Bobby Hurley, 1990-93	1,076	534	2.02
9. Bob Bender, 1978-80	332	169	1.96
10. Quinn Snyder, 1986-89	575	316	1.82

minimum 50 games played and 3.0 assist per game

SINGLE-GAME POINTS

1. ▲ Danny Ferry (Sr.) at Miami, 12/10/1988 [1]	58
2. ■ Dick Groat (Sr.) vs. North Carolina, 2/29/1952	48
3. Dick Groat (Sr.) vs. George Washington, 2/2/1952	46
4. Jeff Mullins (Sr.) vs. Villanova, 3/13/1964	43
5. Tate Armstrong (Jr.) vs. Clemson, 2/25/1976	42
COOPER FLAGG (FR.) VS. NOTRE DAME, 1/11/25	42
7. Bob Verga (Sr.) vs. Ohio State, 12/29/1966	41
J.J. Redick (Sr.) vs. Texas, 12/10/2005	41
J.J. Redick (Sr.) at Georgetown, 1/21/2006	41
10. Dick Groat (Sr.) at South Carolina, 2/23/1952	40
Art Heyman (Sr.) vs. North Carolina, 2/23/1963	40
Tate Armstrong (Jr.) vs. NC State, 2/18/1976	40
J.J. Redick (Sr.) vs. Virginia, 1/28/2006	40

FRESHMAN SINGLE-GAME POINTS

1. ▲ COOPER FLAGG VS. NOTRE DAME, 1/11/25	42
2. Zion Williamson vs. Syracuse, 1/14/2019 [1-6]	35
Jared McCain at Florida State, 2/17/2024 [1-6]	35
3. J.J. Redick vs. Virginia, 1/15/2003 [1-11]	34
Marvin Bagley III vs. Texas, 11/24/17 [1-11]	34
5. Marvin Bagley III vs. Notre Dame, 3/8/2018 [1-17]	33
R.J. Barrett vs. Kentucky, 11/6/2018 [1-17]	33
R.J. Barrett vs. North Carolina, 2/20/2019 [1-17]	33

■ - Cameron Indoor Stadium record

▲ - ACC Record

[#] - ACC All-Time Individual Game Rank

SEASON RESULTS

Overall Record: 32-3 (Home: 17-0; Road: 10-1; Neutral: 5-2) | ACC Regular Season Record: 19-1 (Home: 10-0; Road: 9-1)

Date	AP Rank	DU	OPP	Opponent	Result	High Points	High Rebounds	High Assists	High Steals	High Blocks	Attendance
N 4	7	-		MAINE	W, 96-62	Knueppel (22)	Brown/Flagg (7)	Flagg (5)	Flagg/Gillis (3)	Maluach (3)	^ 9,314
N 8	7	-		ARMY WEST POINT	W, 100-58	Knueppel (15)	Maluach (14)	James (4)	Flagg/James (2)	Flagg (3)	^ 9,314
N 12	6	19		vs. Kentucky - 1	L, 72-77	Flagg (26)	Flagg (11)	Foster (4)	Brown/Foster (2)	Maluach (3)	16,107
N 16	6	-		WOFFORD	W, 86-35	Proctor (15)	Flagg (9)	Flagg (6)	Flagg (3)	Flagg (2)	^ 9,314
N 22	12	17		at Arizona	W, 69-55	Flagg (24)	Brown/Flagg/Knueppel (7)	Proctor (4)	Brown (3)	Flagg (3)	^ 14,634
N 26	11	1		vs. Kansas - 2	L, 72-75	Proctor (15)	Proctor (6)	Knueppel (8)	Brown (5)	Foster (2)	14,757
N 29	11	-		SEATTLE	W, 70-48	Proctor (13)	Flagg (9)	Flagg (7)	Brown/James (3)	Ngongba (2)	^ 9,314
D 4	9	2		AUBURN - 3	W, 84-78	Flagg (22)	Flagg (11)	Flagg (4)	Flagg/James (3)	Flagg/James (2)	^ 9,314
D 8	9	-		at Louisville *	W, 76-65	Flagg (20)	Flagg (12)	Knueppel (5)	Brown (3)	Brown/Flagg/James (3)	15,312
D 10	4	-		INCARNATE WORD	W, 72-46	Maluach (17)	Flagg/James (8)	Gillis (5)	Foster (2)	Flagg (1)	^ 9,314
D 17	5	-		GEORGE MASON	W, 68-47	Flagg (24)	Flagg (9)	Flagg (4)	Flagg (3)	Maluach (2)	^ 9,314
D 21	5	-		at Georgia Tech *	W, 82-56	Knueppel (18)	Maluach (8)	Knueppel (5)	Five players (1)	Three players (1)	8,005
D 31	4	-		VIRGINIA TECH *	W, 88-65	Flagg (24)	James (11)	Flagg (6)	Flagg (4)	Maluach (3)	^ 9,314
J 4	4	-		at SMU *	W, 89-62	Flagg (24)	Flagg (11)	James (8)	Brown/Flagg/Foster (1)	Flagg (2)	^ 7,105
J 7	4	-		PITTSBURGH *	W, 76-47	Flagg (19)	Flagg (10)	Flagg (5)	Flagg (1)	Flagg (2)	^ 9,314
J 11	4	-		NOTRE DAME *	W, 86-78	Flagg (42)	Maluach (10)	Flagg (7)	Flagg/Proctor (1)	Maluach (1)	^ 9,314
J 14	3	-		MIAMI *	W, 89-54	Knueppel (25)	Maluach (15)	Flagg (6)	Flagg/James/Knueppel (1)	James (3)	^ 9,314
J 18	3	-		at Boston College *	W, 88-63	Flagg (28)	James (7)	James (6)	Flagg (2)	Flagg (2)	^ 8,606
J 25	2	-		at Wake Forest *	W, 63-56	Flagg (24)	Knueppel/Proctor (8)	Flagg (6)	Ngongba/Proctor (2)	Maluach (2)	^ 13,169
J 27	2	-		NC STATE *	W, 74-64	Flagg (28)	Maluach (8)	Flagg/James/Proctor (3)	James (3)	Maluach (2)	^ 9,314
F 1	2	-		NORTH CAROLINA *	W, 87-70	Knueppel (22)	Flagg (8)	Flagg (7)	Flagg (3)	Flagg (2)	^ 9,314
F 5	2	-		at Syracuse *	W, 83-54	Proctor (16)	Brown (8)	James (4)	Brown (4)	Flagg/Maluach (2)	23,313
F 8	2	-		at Clemson *	L, 71-77	Proctor (23)	Flagg/Maluach (5)	James (5)	Flagg (3)	Flagg/Maluach (1)	^ 9,000
F 12	3	-		CALIFORNIA *	W, 78-57	Flagg (27)	Maluach (12)	Flagg/James/Maluach (3)	Flagg (3)	Maluach (1)	^ 9,314
F 15	3	-		STANFORD *	W, 106-70	Proctor (23)	Maluach (6)	Flagg/James (6)	Flagg/Knueppel (2)	Maluach (1)	^ 9,314
F 17	3	-		at Virginia *	W, 80-62	Evans/Flagg/Knueppel (17)	Flagg (14)	James/Proctor (3)	Flagg (2)	Evans/Flagg (2)	14,445
F 22	3	-		vs. Illinois - 4	W, 110-67	Evans (17)	Flagg/Maluach (7)	James (6)	Five players (1)	Maluach (1)	^ 19,812
F 25	2	-		at Miami *	W, 97-60	Knueppel (20)	Knueppel (5)	Flagg (6)	Knueppel (3)	Maluach (2)	7,801
M 1	2	-		FLORIDA STATE *	W, 100-65	Evans (19)	Maluach (10)	Knueppel (5)	Flagg (2)	Maluach (2)	^ 9,314
M 3	2	-		WAKE FOREST *	W, 93-60	Flagg (28)	Maluach (14)	Flagg (7)	Flagg/Knueppel (2)	Flagg (3)	^ 9,314
M 8	2	-		at North Carolina *	W, 82-69	Knueppel (17)	Flagg/Maluach (9)	Flagg (6)	James (3)	Flagg (4)	^ 21,750
M 13	1	-		vs. Georgia Tech - 5	W, 78-70	Knueppel (28)	Maluach (9)	Knueppel (8)	Flagg/Gillis/Knueppel	Maluach (4)	14,116
M 14	1	-		vs. North Carolina - 5	W, 74-71	Knueppel (17)	Maluach (9)	Knueppel (3)	Three players (2)	Maluach (2)	18,116
M 15	1	13		vs. Louisville - 5	W, 73-62	Proctor (19)	Maluach (10)	Foster/Knueppel (3)	Knueppel (2)	Ngongba II (3)	15,322
M 21	1	-		vs. Mount St. Mary's - 6	W, 93-49	Proctor (19)	Ngongba II (8)	Proctor (5)	Foster/Knueppel (2)	Ngongba II (3)	19,180

Duke/opponent AP ranking at time of game | Home games in caps
* - denotes ACC opponent | ^ - denotes sellout
1 - State Farm Champions Classic (State Farm Arena, Atlanta, Ga.)
2 - Vegas Showdown (T-Mobile Arena, Las Vegas, Nev.)
3 - ACC/SEC Challenge
4 - SentinelOne Classic (Madison Square Garden, New York, NY)
5 - ACC Tournament (Spectrum Center, Charlotte, N.C.)
6 - NCAA Tournament First Round (Lenovo Center, Raleigh, N.C.)

2024-25 ATTENDANCE FIGURES

Site	Games	Sellouts	Total	Average
Home	17	17	158,338	9,314
Away	11	6	143,140	13,013
Neutral	7	1	117,410	16,773
Totals	35	24	409,574	11,702

DUKE RECORD WHEN...

Plays at home	17-0	Has more TOs than opponent	8-0	Margin is 5 pts. or less	1-2
Plays on the road	10-1	Has equal or less TOs than opponent	24-3	Margin is between 6-10	5-1
Plays at neutral site	5-2	Scores more/equal bench points	23-1	Margin is between 11-20	6-0
Record vs. the ACC (regular season)	19-1	Scores less bench points	9-2	Margin is between 21-30	10-0
Record against non-conference	10-2	Makes 5+ 3-Pt. shots	31-2	Margin is more than 30	10-0
Plays an unranked opponent	29-1	No Duke player fouls out	28-2	Plays on Sunday	1-0
Plays a ranked opponent	3-2	1+ Duke player fouls out	4-1	Plays on Monday	4-0
Wins the game before	28-3	Has 20+ assists	9-0	Plays on Tuesday	7-2
Loses the game before	3-0	Wears white uniforms	18-1	Plays on Wednesday	3-0
Leads at half	28-2	Wears royal blue uniforms	5-1	Plays on Thursday	1-0
Trails at half	4-0	Wears black uniforms	3-1	Plays on Friday	5-0
Tied at half	0-1	Wears gray uniforms	1-0	Plays on Saturday	13-1
Plays an overtime game	--	Wears navy blue uniforms (Brotherhood)	2-0	Scores 59 points or less	--
Shoots 50% or better	17-1	Wears alternate white uniforms (Cameron Brotherhood)	3-0	Scores 60-69 points	3-0
Shoots less than 50%	15-2	Plays in November	5-2	Scores 70-79 points	9-3
Opponent shoots 50% or less	32-2	Plays in December	6-0	Scores 80-89 points	11-0
Shoots better than opponent	30-1	Plays in January	7-0	Scores 90-99 points	5-0
Shoots worse than opponent	2-2	Plays in February	7-1	Scores 100+ points	4-0
Has more FTs made than opponent	24-1	Plays in March	7-0	Plays on ESPN	14-3
Has equal FTs made	--	Plays in April	--	Plays on ESPN2	2-0
Has less FTs made than opponent	8-2	Plays during the day (before 6 p.m.)	9-0	Plays on ACC Network	11-0
Outrebounds opponent	26-1	Plays at night (after 6 p.m.)	23-3	Plays on ABC	1-0
Is outrebounded	6-2	Has a 20-pt. scorer	17-2	Plays on CBS/TBS	1-0
Has equal rebounds	--	Has a 30-pt. scorer	1-0	Plays on FOX	1-0
		Has a 40-pt. scorer	1-0	Plays on Regional Sports Networks	--
				Plays on The CW	1-0

TEAM HIGHS & LOWS

		DUKE	OPPONENT
Points 1st Half	High	54, 2x, last vs. Mount St. Mary's (3/21/25)	42 by North Carolina (3/8/25)
	Low	25 vs. George Mason (12/17/24)	14 by Wofford (11/16/24)
Points 2nd Half	High	57, 2x, last vs. Stanford (2/15/25)	47 by North Carolina (3/14/25)
	Low	26 vs. Kentucky (11/12/24)	21, 2x, last by Mount St. Mary's (3/21/25)
Total Points	High	110 vs. Illinois (2/22/25)	78, 2x, last by Notre Dame (1/11/25)
	Low	63 at Wake Forest (1/25/25)	35 by Wofford (11/16/24)
FG Made	High	40, 2x, last vs. Illinois (2/22/25)	30 by Clemson (2/8/25)
	Low	21, 2x, last at Wake Forest (1/25/25)	10 by Seattle (11/29/24)
FG Attempted	High	73 vs. Florida State (3/1/25)	68 by George Mason (12/17/24)
	Low	45 vs. Notre Dame (1/11/25)	47 by Seattle (11/29/24)
FG Percentage 1st Half	High	.625 (15-of-24) at Georgia Tech (12/21/24)	.682 (15-of-22) by Clemson (2/8/25)
	Low	.273 (9-of-33) vs. George Mason (12/17/24)	.200 (6-of-3) by Wofford (11/16/24)
FG Percentage 2nd Half	High	.692 (18-of-26) at Syracuse (2/5/25)	.643 (18-of-28) by North Carolina (2/1/25)
	Low	.286 (8-of-28) at Wake Forest (1/25/25)	.167 (4-of-24) by Seattle (11/29/24)
FG Percentage	High	.625 (40-of-64) vs. Stanford (2/15/25)	.588 (30-of-51) by Clemson (2/8/25)
	Low	.368 (21-of-57) at Wake Forest (1/25/25)	.213 (10-of-47) by Seattle (11/29/24)
3-Pt. FG Made	High	17, 2x, last vs. Miami (1/14/25)	14 by Notre Dame (1/11/25)
	Low	4, 2x, last vs. NC State (1/27/25)	2, 2x, last by Illinois (2/22/25)
3-Pt. FG Att.	High	39 vs. Wake Forest (3/3/25)	33 by Wofford (11/16/24)
	Low	19 at North Carolina (3/8/25)	10 by Clemson (2/8/25)
3-Pt. FG Pct.	High	.600 (15-of-25) at Miami (2/25/25)	.583 (14-of-24) by Notre Dame (1/11/25)
	Low	.167 (4-of-24) vs. Kentucky (11/12/24)	.077 (2-of-26) by Illinois (2/22/25)
FT Made	High	30 vs. Notre Dame (1/11/25)	24 by Seattle (11/29/24)
	Low	4 vs. Miami (1/14/25)	2, 3x, last by Syracuse (2/5/25)
FT Attempted	High	35 vs. Notre Dame (1/11/25)	31 by Seattle (11/29/24)
	Low	7 vs. Miami (1/14/25)	2 by Miami (1/14/25)
FT Percentage	High	1.000 (15-of-15) vs. Virginia Tech (12/31/24)	1.000, 2x, last [5-of-5] by Miami (2/25/25)
	Low	.571 (4-of-7) vs. Miami (1/14/25)	.440 (11-of-25) by SMU (1/4/25)
Off. Rebounds	High	21 vs. Florida State (3/1/25)	21 by SMU (1/4/25)
	Low	5 vs. Kansas (11/26/24)	4, 3x, last by Virginia (2/17/25)
Def. Rebounds	High	37 vs. Mount St. Mary's (3/21/25)	33 vs. Kentucky (11/12/24)
	Low	15 at Clemson (2/8/25)	16, 3x, last by Stanford (2/15/25)
Total Rebounds	High	50 vs. Army West Point (11/8/24)	43, 2x, last by George Mason (12/17/24)
	Low	23 at Clemson (2/8/25)	21, 2x, last by Virginia (2/17/25)
Assists	High	28 vs. Illinois (2/22/25)	22 by Kansas (11/26/24)
	Low	9 at Clemson (2/8/25)	4 by Maine (11/4/24)
Blocked Shots	High	7, 2x, last vs. Georgia Tech (3/13/25)	8 by Kentucky (11/12/24)
	Low	1, 5x, last vs. Illinois (2/22/25)	0, 5x, last by Stanford (2/15/25)
Steals	High	12, 2x, last at Syracuse (2/5/25)	12 by Kansas (11/26/24)
	Low	1 vs. Pittsburgh (1/7/25)	0 by Florida State (3/1/25)
Turnovers	High	16, 2x, last at Wake Forest (1/25/25)	20 by Miami (2/25/25)
	Low	2 vs. Mount St. Mary's (3/21/25)	5 by Virginia (2/17/25)
Personal Fouls	High	23, 2x, last vs. Illinois (2/22/25)	27 by Notre Dame (1/11/25)
	Low	8 vs. Miami (1/14/25)	8, 2x, last by Virginia (2/17/25)

INDIVIDUAL GAME HIGHS

	DUKE	OPPONENT
Total Points	42 by Cooper Flagg vs. Notre Dame (1/11/25)	29 by Terrence Edwards Jr., Louisville (3/15/25)
First Half Points	18, 2x, last by Kon Knueppel vs. Miami (1/14/25)	18 by Maxime Raynaud, Stanford (2/15/25)
Second Half Points	27 by Cooper Flagg vs. Notre Dame (1/11/25)	15, 5x, last by Duncan Powell, Georgia Tech (3/18/25)
FG Made	11 by Cooper Flagg vs. Notre Dame (1/11/25)	12 by Terrence Edwards Jr., Louisville (3/15/25)
FG Attempted	22 by Cooper Flagg at Arizona (11/22/24)	29 by Terrence Edwards Jr., Louisville (3/15/25)
3-Pt. FG Made	6, 4x, last by Tyrese Proctor vs. Mount St. Mary's (3/21/25)	6 by Duncan Powell, Georgia Tech (3/13/25)
3-Pt. FG Attempted	14 by Tyrese Proctor vs. Louisville (3/15/25)	14 by Duncan Powell, Georgia Tech (3/13/25)
FT Made	16 by Cooper Flagg vs. Notre Dame (1/11/25)	6, 7x, last by Seth Trimble, North Carolina (3/14/25)
FT Attempted	17 by Cooper Flagg vs. Notre Dame (1/11/25)	9, 2x, last by Seth Trimble, North Carolina (3/14/25)
Rebounds	15 by Khaman Maluach vs. Miami (1/14/25)	13 by Samet Yigitoglu, SMU (1/4/25)
Offensive Rebounds	7, Khaman Maluach vs. California (2/12/25)	8 by Samet Yigitoglu, SMU (1/4/25)
Defensive Rebounds	12 by Cooper Flagg at Virginia (2/17/25)	10 by Matthew-Alexander Moncrieffe, Seattle (11/29/24)
Assists	8, 3x, last by Kon Knueppel, vs. Georgia Tech (3/13/25)	9 by Dajuan Harris Jr., Kansas (11/26/24)
Turnovers	7 by Cooper Flagg at Wake Forest (1/25/25)	5, 3x, last by Elliot Cadeau, North Carolina (2/1/25)
Blocked Shots	4, 2x, last by Khaman Maluach vs. Georgia Tech (3/13/25)	4 by A.J. Staton-McCray, Miami (2/25/25)
Steals	5 by Maliq Brown vs. Kansas (11/26/24)	5 by Jaden Bradley, Arizona (11/22/24)
Minutes	39, 3x, last by Kon Knueppel at North Carolina (3/8/25)	40, 6x, last by Terrence Edwards Jr., Louisville (3/15/25)

COMPARISON GAME-BY-GAME

	1st Half	2nd Half	Final	Margin	Total FG	FG Pct.	3pt. FG	3FG Pct.	FT	FT Pct.	Reb	Margin	Assists	Turns	Blocks	Steals	Fouls
Maine	44-33	52-29	96-62	+34	35-63/21-57	.556/.368	11-29/3-14	.379/.214	15-20/17-18	.750/.944	40/27	+13	17/4*	13/14	3/0*	10/9	18/19
Army	43-20	*57-38	100-58	+42	35-71/21-64	.493/.328	*17-38/8-29	.447/.276	13-18/8-9	.722/.889	*50/32	+18	19/11	8/13	6/2	8/7	13/15
vs. Kentucky	46-37	*26-40	72-77	-5	28-71/25-63	.394/.397	*4-24/10-25	*.167/.400	12-17/17-24	.706/.708	44/43*	+1	12/17	7/11	6/8*	6/4	19/18
Wofford	51-14*	35-21*	86-35*	+51*	30-62/14-57	.484/.246	16-38/5-33	.421/.152	10-11/*2-3	.909/.667	43/29	+14	24/9	10/19*	3/0*	11/7	10/12
at Arizona	34-27	35-28	69-55	+14	26-61/21-53	.426/.396	9-25/6-23	.360/.261	8-13/7-11	.615/.636	43/30	+13	15/16	14/15	4/4	8/9	19/14
vs. Kansas	39-41	33-34	72-75	-3	24-48/28-57	.500/.491	11-26/8-17	.423/.471	13-18/11-12	.722/.917	25/31	-6	17/22*	*16/16	3/4	11/12*	18/14
Seattle	37-25	33-23	70-48	+22	23-58/*10-47	.397/.213*	10-36/4-19	.278/.211	14-19/*24-31	.737/.774	44/37	+7	18/6	13/16	4/0*	*12/6	22/18
Auburn	43-36	41-42	84-78*	+6	29-58/29-64	.500/.453	9-22/10-25	.409/.400	17-27/10-12	.630/.833	34/39	-5	11/17	4/8	4/3	7/4	14/20
at Louisville	33-37	43-28	76-65	+11	28-62/19-51	.452/.373	8-30/11-31	.267/.355	12-14/16-21	.857/.762	35/34	+1	14/10	7/15	3/1	7/4	18/16
UIW	28-21	44-25	72-46	+26	24-55/17-53	.436/.321	8-25/5-23	.320/.217	16-21/7-12	.762/.583	44/26	+18	16/7	13/11	*1/4	5/7	16/19
George Mason	*25-16	43-31	68-47	+21	*21-56/20-68	.375/.294	9-27/*2-17	.333/.118*	17-21/5-6	.810/.833	42/43*	-1	11/5	10/13	3/1	10/5	11/20
at Georgia Tech	41-36	41-20	82-56	+26	31-55/21-58	.564/.362	10-25/6-17	.400/.353	10-15/8-10	.667/.800	36/25	+11	20/12	10/10	3/5	5/5	13/15
Virginia Tech	37-27	51-38	88-65	+23	31-58/23-60	.534/.460	11-29/8-21	.379/.381	15-15/11-15	*1.000/.733	35/22	+13	19/14	9/12	4/0*	7/5	15/14
at SMU	41-32	48-30	89-62	+27	33-62/23-67	.532/.343	11-27/5-21	.407/.238	12-16/11-25	.750/*4.40	42/41	+1	22/14	7/7	*7/3	3/2*	19/13
Pittsburgh	34-24	42-23	76-47	+29	26-52/18-58	.500/.310	11-20/6-20	.550/.300	13-18/5-8	.722/.625	41/26	+15	17/9	14/11	4/6	*1/1	12/17
Notre Dame	44-36	42-42	86-78*	+8	24-45/27-57	.533/.474	8-24/*14-24	.333/.583*	*30-35/10-16	.857/.625	34/21*	+13	17/15	8/7	*1/1	2/3	18/27*
Miami	50-26	39-28	89-54	+35	34-62/23-59	.548/.390	*17-32/6-20	.531/.300	*4-7/*2-2	*.571/1.000*	43/22	+21*	*25/15	10/8	4/2	3/5	*8/8*
at BC	40-34	49-28	88-63	+25	30-57/22-49	.526/.449	8-30/11-31	.333/.333	20-25/14-26	.800/.538	36/22	+14	18/7	8/8	3/5	4/2*	21/17
at Wake Forest	35-22	28-34	*63-56	+7	*21-57/19-51	*.368/.373	9-32/3-18	.281/.167	12-17/15-23	.706/.652	46/29	+17	14/12	*16/10	6/3	4/8	22/19
NC State	33-37	41-27	74-64	+10	23-59/24-59	.390/.407	*4-20/10-22	.200/.455	24-28/6-7	.857/.857	42/27	+15	10/15	10/13	3/5	8/6	12/21
North Carolina	47-25	40-45	87-70	+17	28-53/26-55	.528/.473	10-20/7-19	.500/.368	21-25/11-14	.840/.786	26/31	-5	20/11	8/14	3/6	10/4	13/15
at Syracuse	37-23	46-31	83-52	+29	30-53/23-60	.566/.383	9-23/6-23	.391/.261	14-19/*2-4	.737/.500	32/33	-1	18/11	6/14	6/4	*12/4	13/15
at Clemson	41-35	30-42	71-77	-6*	24-55/*30-51	.436/.588*	12-24/4-10	.500/.400	11-14/13-22	.786/.591	*23/36	-13*	*9/13	9/12	2/5	8/4	*23/16
California	38-23	40-34	78-57	+21	27-58/20-57	.466/.351	9-25/7-23	.360/.304	15-19/10-15	.789/.667	43/31	+12	12/9	10/11	*1/5	6/6	19/16
Stanford	49-34	*57-36	106-70	+36	*40-64/24-63	*.625/.381	14-29/12-29	.483/.414	12-13/10-13	.923/.769	37/29	+8	23/12	5/10	*1/0*	8/4	12/14
at Virginia	43-29	37-33	80-62	+18	31-59/20-52	.525/.385	9-23/8-22	.391/.364	9-11/14-17	.818/.824	41/21*	+20	16/13	6/5*	5/3	4/4	15/8*
vs. Illinois	*54-37	56-30	*110-67	+43	*40-72/23-61	.556/.377	12-23/*2-26	.522/.077*	18-24/19-28	.750/.679	44/30	+14	*28/10	6/9	*1/6	5/3	*23/17
at Miami	47-32	50-28	97-60	+37	32-57/25-64	.561/.391	15-25/5-21	*.600/.200	18-20/5-5	.900/1.000*	28/30	-2	20/13	10/20*	4/5	10/7	10/17
Florida State	47-30	53-35	100-65	+35	32-73/22-57	.438/.386	8-30/7-21	.267/.333	28-34/14-17	.824/.824	49/32	+17	17/8	4/14	6/3	7/0	20/25
Wake Forest	40-27	53-33	93-60	+33	34-72/19-58	.472/.328	14-39/6-16	.359/.375	11-13/16-20	.846/.800	45/33	+12	19/7	10/15	5/1	8/1	19/15
at North Carolina	43-42*	39-27	82-69	+13	31-55/25-65	.564/.391	9-19/9-27	.474/.333	11-13/10-11	.846/.909	39/26	+13	14/8	14/6	5/2	5/9	14/11
vs. Georgia Tech	26-31	52-39	78-70	+8	27-62/26-61	.435/.426	7-30/12-27	.233/.444	17-19/6-8	.895/.750	38/31	+7	14/14	8/11	*7/3	7/4	10/18
vs. North Carolina	45-24	29-47*	74-71	+3	27-55/26-55	.491/.473	5-22/3-17	.227/.176	15-22/16-24	.682/.667	34/31	+3	13/13	12/13	3/4	8/8	20/17
vs. Louisville	33-38	40-24	73-62	+11	22-50/25-64	.440/.391	10-27/7-26	.370/.269	19-24/5-10	.792/.500	35/38	-3	11/11	10/11	5/2	6/3	13/19
vs. Mt. St. Mary's	54-28	39-21	93-49	+44	35-70/19-63	.500/.302	14-37/5-27	.378/.185	9-12/6-8	.750/.750	44/38	+6	22/10	*2/11	5/1	8/2	11/13

* Team season high

^ Team season low

GAME REPORTS

	Duke Jersey Color	Won Tip	Largest Duke Lead	Largest Duke Deficit	No. of Ties	No. of Lead Changes	Duke Led For	Opp. Led For	Game Tied For	Duke's First Sub(s)
Maine	White	Duke	36	-	1	-	39:28	-	0:32	Maliq Brown
Army West Point	Grey	Duke	42	1	1	2	39:24	0:18	0:18	Maliq Brown
vs. Kentucky	Black	Kentucky	10	6	7	9	27:40	7:10	5:10	Maliq Brown
Wofford	White	Wofford	51	2	0	1	37:57	1:42	0:21	Maliq Brown
at Arizona	Blue	Duke	14	5	2	1	36:19	2:19	1:22	Maliq Brown/Sion James
vs. Kansas	White	Kansas	2	13	5	6	1:38	35:47	2:35	Maliq Brown/Sion James
Seattle	White	Duke	29	1	2	4	38:24	0:29	1:07	Maliq Brown/Isaiah Evans/Sion James
Auburn	White	Auburn	12	11	1	3	25:42	13:51	0:27	Maliq Brown/Caleb Foster
at Louisville	Blue	Louisville	13	14	2	3	8:59	29:35	1:26	Maliq Brown/Caleb Foster
UIW	White	Duke	31	3	1	3	35:31	1:54	1:36	Caleb Foster
George Mason	White	George Mason	22	-	-	-	39:02	-	0:58	Maliq Brown/Caleb Foster
at Georgia Tech	Blue	Duke	26	3	1	1	35:36	3:24	1:00	Maliq Brown/Isaiah Evans
Virginia Tech	White	Duke	28	2	4	8	30:41	4:25	4:54	Maliq Brown/Caleb Foster
at SMU	Navy*	Duke	27	1	0	2	39:07	0:29	0:24	Maliq Brown/Isaiah Evans
Pittsburgh	White	Pittsburgh	29	1	1	4	37:22	1:54	0:44	Maliq Brown
Notre Dame	White*	Notre Dame	18	-	-	-	39:03	-	0:57	Maliq Brown/Isaiah Evans/Caleb Foster/Mason Gillis
Miami	White	Miami	36	-	2	-	38:29	-	1:31	Caleb Foster/Mason Gillis
at Boston College	Blue	Boston College	27	7	3	5	27:20	10:21	2:19	Caleb Foster/Mason Gillis/Patrick Ngongba II
at Wake Forest	Navy*	Wake Forest	15	6	2	2	30:04	6:24	3:32	Mason Gillis
NC State	White	Duke	10	13	1	2	17:15	21:13	1:32	Mason Gillis
North Carolina	White*	Duke	32	-	1	-	38:05	-	1:55	Maliq Brown
at Syracuse	Blue	Duke	31	-	2	-	36:55	-	3:05	Maliq Brown/Isaiah Evans
at Clemson	Blue	Clemson	9	7	3	7	27:10	10:21	2:29	Maliq Brown
California	White	Duke	26	-	-	-	39:44	-	0:16	Maliq Brown
Stanford	White	Stanford	37	-	1	-	39:13	-	0:47	Maliq Brown
at Virginia	Black	Virginia	27	3	2	5	36:05	1:54	2:01	Maliq Brown
vs. Illinois	White*	Illinois	45	-	-	-	39:08	-	0:52	Isaiah Evans/Patrick Ngongba II
at Miami	Black	Miami	39	-	-	-	39:15	-	0:45	Isaiah Evans/Patrick Ngongba II
Florida State	White	Duke	35	-	-	-	39:26	-	0:34	Caleb Foster/Patrick Ngongba II
Wake Forest	White	Duke	40	2	1	3	33:53	3:44	2:23	Isaiah Evans/Patrick Ngongba II
at North Carolina	Black	Duke	15	7	2	2	31:04	7:14	1:42	Maliq Brown
vs. Georgia Tech	White	Duke	11	14	2	5	17:46	19:02	3:12	Maliq Brown/Isaiah Evans/Caleb Foster
vs. North Carolina	White	North Carolina	24	2	3	7	34:46	1:55	3:19	Patrick Ngongba II
vs. Louisville	White	Duke	13	5	8	9	25:24	8:45	5:51	Patrick Ngongba II
vs. Mt. St. Mary's	White	Duke	46	-	-	-	39:40	-	0:20	Patrick Ngongba II

^ Brotherhood Uniforms

* Cameron Brotherhood Uniforms

MISCELLANEOUS STATS

GAMES AS LEADING SCORER

Cooper Flagg	15
Kon Knueppel	10
Tyrese Proctor	8
Isaiah Evans	3
Khaman Maluach	1

GAMES AS LEADING REBOUNDER

Cooper Flagg	17
Khaman Maluach	15
Sion James	4
Kon Knueppel	3
Maliq Brown	2
Tyrese Proctor	2
Patrick Ngongba II	1

GAMES LEADING IN ASSISTS

Cooper Flagg	17
Sion James	10
Kon Knueppel	7
Tyrese Proctor	4
Caleb Foster	2
Mason Gillis	1
Khaman Maluach	1

DOUBLE-FIGURE SCORING GAMES

Cooper Flagg	29
Kon Knueppel	28
Tyrese Proctor	24
Sion James	15
Khaman Maluach	15
Isaiah Evans	11
Caleb Foster	8
Mason Gillis	5
Patrick Ngongba II	1

20+ POINT GAMES

Cooper Flagg	14
Kon Knueppel	5
Tyrese Proctor	3

30+ POINT GAMES

Cooper Flagg	1
--------------	---

40+ POINT GAMES

Cooper Flagg	1
--------------	---

CHARGES DRAWN

Opponent	14
Duke	4
Tyrese Proctor	3
Sion James	1

DUKE'S FIRST SUBSTITUTION

Maliq Brown	23
Caleb Foster	10
Isaiah Evans	9
Patrick Ngongba II	8
Mason Gillis	5
Sion James	3

DUNKS

Opponent	58
Duke	150
Khaman Maluach	67
Cooper Flagg	33
Sion James	16
Maliq Brown	10
Patrick Ngongba II	9
Tyrese Proctor	8
Mason Gillis	2
Kon Knueppel	2
Isaiah Evans	2
Darren Harris	2

SHOT CLOCK VIOLATIONS FORCED

Opponent	8
Duke	33

OPENING TIPS CONTROLLED

Opponent	18
Duke	17
Khaman Maluach	17

TECHNICAL FOULS (UNSPORTING)

Opponent	7
Duke	4
Cooper Flagg	1
Mason Gillis	1
Khaman Maluach	1
Jon Scheyer	1

THREE-POINT PLAYS

Opponent	31
Duke	51
Cooper Flagg	19
Sion James	9
Kon Knueppel	9
Khaman Maluach	7
Tyrese Proctor	3
Patrick Ngongba II	2
Isaiah Evans	1
Caleb Foster	1

FOUR-POINT PLAYS

Opponent	2
Duke	5
Cooper Flagg	2
Isaiah Evans	1
Kon Knueppel	1
Tyrese Proctor	1

FREE THROW SHOOTING | LAST 5:00 & OVERTIME

Duke	103-128	.805
Khaman Maluach	8-8	1.000
Mason Gillis	3-3	1.000
Patrick Ngongba II	4-4	1.000
Kon Knueppel	27-29	.931
Sion James	9-10	.900
Cooper Flagg	28-33	.848
Isaiah Evans	4-5	.800
Caleb Foster	7-11	.636
Darren Harris	6-11	.545
Tyrese Proctor	6-11	.545
Cameron Sheffield	1-2	.500
Maliq Brown	0-1	.000

LARGEST DUKE LEAD

51, 2x
[77-26, 86-35] vs. Wofford (11/16/24)

LARGEST DUKE DEFICIT

14, 2x, last vs. Georgia Tech [12-26] (3/13/25)

LARGEST HALFTIME LEAD

37 [51-14] vs. Wofford (11/16/24)

LARGEST HALFTIME DEFICIT

5, 2x
[26-31] vs. Georgia Tech (3/13/25)
[33-38] vs. Louisville (3/15/25)

10+ POINT SCORING RUNS

Opponent	7
Duke	35

LONGEST SCORING RUN

19, 2x, last vs. Mount St. Mary's (3/21/25)

LONGEST SCORING RUN ALLOWED

14 by Kansas (11/26/24)

LARGEST DUKE WIN

51 [86-35] vs. Wofford (11/16/24)

LARGEST DUKE DEFEAT

6 [71-77] at Clemson (2/8/25)

LONGEST WINNING STREAK

16 (11/29/24-2/8/25)

LONGEST LOSING STREAK

1, 3x
(11/12/24-11/16/24; 11/26/24-11/29/24; 2/8/25-2/12/25)

LARGEST ROAD CROWD

23,313 at Syracuse (2/5/25)

LARGEST NEUTRAL CROWD

19,812 (Madison Square Garden, New York, N.Y.)
--

SPECIALTY STATS

	POINTS IN THE PAINT		POINTS OFF TURNOVERS		2ND CHANCE POINTS		FAST BREAK POINTS		BENCH POINTS	
	Duke	Opp	Duke	Opp	Duke	Opp	Duke	Opp	Duke	Opp
Maine	44	30	19	19	14	11	18	9	29	15
Army West Point	36	18	16	14	17	7	14	5	36	14
vs. Kentucky	46	26	15	9	10	9	12	10	6	25
Wofford	22	16	17	5	17	5	5	3	31	5
at Arizona	28	26	19	10	14	8	12	6	8	8
vs. Kansas	24	30	15	21*	4*	5	13	10	23	19
Seattle	22	8^	15	10	13	6	15	2	21	22
Auburn	38	34	13	1*	20	19*	16	0*	33	27
at Louisville	34	14	20	8	6	3*	12	3	18	31*
UIW	30	14	11	15	14	4	2*	5	28	12
George Mason	22	28	16	4	10	16	16	2	17	10
at Georgia Tech	38	30	12	10	8	8	10	8	19	24
Virginia Tech	38	22	18	8	17	3*	8	2	35	26
at SMU	42	24	7	10	12	15	10	5	23	12
Pittsburgh	28	20	20	10	11	5	9	7	6	16
Notre Dame	26	16	16	6	10	13	13	2	5*	17
Miami	34	22	13	14	15	4	11	9	34	8
at Boston College	38	28	10	9	14	7	5	3	26	13
at Wake Forest	20*	26	6*	12	5	3*	2*	12*	15	14
NC State	32	16	17	17	9	8	25*	10	6	25
North Carolina	32	30	19	7	9	5	10	10	8	25
at Syracuse	38	32	23	7	7	11	6	2	28	23
at Clemson	22	40	18	8	5	15	7	0*	5*	10
California	30	20	11	9	18	8	6	8	9	3*
Stanford	42	16	14	5	13	13	22	3	24	19
at Virginia	42	18	9	5	16	7	8	3	28	16
vs. Illinois	52*	40	20	8	27*	8	12	2	43	15
at Miami	34	34	27*	13	15	10	7	10	44*	17
Florida State	46	18	21	5	17	5	25*	7	30	26
Wake Forest	38	20	23	4	22	7	20	6	21	16
at North Carolina	40	28	10	16	7	5	6	7	16	28
vs. Georgia Tech	40	26	12	12	8	5	22	9	21	6
vs. North Carolina	40	44*	17	17	11	12	7	11	19	16
vs. Louisville	24	30	9	10	9	12	9	6	7	2
vs. Mount St. Mary's	36	26	18	4	16	4	17	4	41	18
Totals	1,198	870	546	342	440	286	411	201	763	583
Averages	34.2	24.9	15.6	9.8	12.6	8.2	11.7	5.7	21.8	16.7

* Team season high

^ Team season low

THE LAST TIME IT HAPPENED | TEAM

DUKE WAS RANKED (AP POLL)

No. 1	March 17, 2025
Top 5 (2-5)	March 3, 2025
Top 10 (6-10)	December 2, 2024
Top 25 (11-25)	November 18, 2024

DUKE PLAYED A RANKED OPPONENT (AP POLL)

No. 1	vs. Kansas on Nov. 26, 2024
Top 5 (2-5)	vs. No. 2 Auburn on Dec. 4, 2024
Top 10 (6-10)	vs. No. 7 North Carolina on March 9, 2024
Top 25 (11-25)	vs. No. 13 Louisville on March 15, 2025

DUKE DEFEATED A RANKED OPPONENT (AP POLL)

No. 1	vs. Gonzaga [84-81] on Nov. 26, 2021
Top 5 (2-5)	vs. No. 2 Auburn on Dec. 4, 2024
Top 10 (6-10)	vs. No. 10 Baylor [78-70] on Dec. 20, 2023
Top 25 (11-25)	vs. No. 13 Louisville on March 15, 2025

DUKE LOST TO A RANKED OPPONENT (AP POLL)

No. 1	vs. Kansas [72-75] on Nov. 26, 2024
Top 5 (2-5)	at No. 3 North Carolina [84-93] on Feb. 3, 2024
Top 10 (6-10)	vs. No. 7 North Carolina [79-84] on March 9, 2024
Top 25 (11-25)	vs. No. 19 Kentucky [72-77] on Nov. 12, 2024

DUKE FACED NO. 1 (AP POLL)

Home	vs. Syracuse [W, 66-60] on Feb. 22, 2014
Road	vs. North Carolina [L, 83-69] on March 7, 1993
Neutral	vs. Kansas [L, 72-75] on Nov. 26, 2024

100 POINTS BY A TEAM

By Duke	100 vs. Florida State (3/1/25)
By Opponent	113 by Wake Forest (2/25/20)

40+ POINT WIN

By Duke	44 [93-49] vs. Mt. St. Mary's (3/21/25)
By Opponent	43 [109-66] by Virginia (3/11/83)

30-39 POINT WIN

By Duke	33 [93-60] vs. Wake Forest (3/3/25)
By Opponent	103-73 by UNLV (4/2/90)

OVERTIME GAME

Duke Win	98-96 at North Carolina (2/8/20)
Duke Loss	62-69 at Virginia (2/11/23)

DOUBLE OVERTIME GAME

Duke Win	66-63 vs. Virginia Tech (12/1/69)
Duke Loss	101-113 at Wake Forest (2/25/20)

TRIPLE OVERTIME GAME

Duke Win	73-72 vs. Clemson (2/24/82)
Duke Loss	70-68 at Virginia (2/25/58)

WON THE GAME IN THE FINAL SECONDS

By Duke	Tyrese Proctor, 2 FT at 1.0 second
	Duke defeated Clemson, 72-71 (1/27/24)
By Opponent	Reece Beekman, 3FG at 1.1 seconds
	Virginia defeated Duke, 69-68 (2/7/22)

WON THE GAME AT THE BUZZER

By Duke	Wendell Moore Jr., FG
	Duke defeated North Carolina, 98-96 [OT] (2/8/20)
By Opponent	Nathan Bain, FG
	Stephen F. Austin defeated Duke, 85-83 [OT] (11/26/19)

5 PLAYERS IN DOUBLE-FIGURE POINTS

By Duke	(5) vs. North Carolina (3/14/25)
By Opponent	(5) by NC State (3/14/24)

6 PLAYERS IN DOUBLE-FIGURE POINTS

By Duke	(6) vs. Virginia Tech (12/31/24)
----------------	---

7 PLAYERS IN DOUBLE-FIGURE POINTS

By Duke	(7) vs. Illinois (2/22/25)
----------------	-----------------------------------

8 PLAYERS IN DOUBLE-FIGURE POINTS

By Duke	(8) vs. Clemson (1/27/92)
----------------	----------------------------------

9+ PLAYERS IN DOUBLE-FIGURE POINTS

By Duke	Never
----------------	--------------

MADE 40-49 FIELD GOALS

By Duke	40 vs. Illinois (2/22/25)
By Opponent	42 by Florida State (2/4/06)

MADE 50+ FIELD GOALS

By Duke	50 vs. Mercer (12/21/97)
By Opponent	Never

MADE FEWER THAN 20 FIELD GOALS

By Duke	19 vs. Vermont (3/22/24)
By Opponent	19 by Mt. St. Mary's (3/21/25)

HAD 70-79 FIELD GOAL ATTEMPTS

By Duke	70 vs. Mt. St. Mary's (3/21/25)
By Opponent	70 by North Carolina (2/4/23)

HAD 80-89 FIELD GOAL ATTEMPTS

By Duke	80 at North Carolina (2/8/20)
By Opponent	80 by Syracuse (1/14/19)

HAD 90-99 FIELD GOAL ATTEMPTS

By Duke	90 vs. Wake Forest (12/18/70)
By Opponent	91 by William & Mary (12/3/73)

HAD 100+ FIELD GOAL ATTEMPTS

By Duke	102 vs. NC State (3/5/55)
By Opponent	100 by NC State (2/20/74)

HAD FEWER THAN 30 FIELD GOAL ATTEMPTS

By Duke	23 vs. North Carolina (2/24/79)
By Opponent	29 by North Carolina (3/8/02)

SHOT 60 PERCENT OR BETTER FROM THE FIELD

By Duke	.625 (40-of-64) vs. Stanford (2/15/25)
By Opponent	.604 (29-of-48) by Wake Forest (2/24/24)

SHOT 70 PERCENT OR BETTER FROM THE FIELD

By Duke	.704 (38-of-54) vs. Davidson (11/8/13)
By Opponent	.700 (7-of-10) by Wake Forest (2/7/10)

SHOT LESS THAN 30 PERCENT FROM THE FIELD

By Duke	.267 (16-of-60) vs. Oregon State (11/24/22)
By Opponent	.294 (20-of-68) by George Mason (12/17/24)

MADE 10+ THREE-POINT FIELD GOALS

By Duke	14 vs. Mt. St. Mary's (3/21/25)
By Opponent	12 by Georgia Tech (3/13/25)

MADE 15+ THREE-POINT FIELD GOALS

By Duke	15 at Miami (2/25/25)
By Opponent	18 by The Citadel (11/22/21)

MADE 0 THREE-POINT FIELD GOALS

By Duke	0-4 vs. Hawai'i (12/30/89)
By Opponent	0-8 by Tennessee (11/21/11)

HAD 30+ THREE-POINT FIELD GOAL ATTEMPTS

By Duke	37 vs. Mt. St. Mary's (3/21/25)
By Opponent	31 by Louisville (12/8/24)

SHOT 60 PERCENT OR BETTER FROM THE 3-POINT LINE

By Duke	.600 (15-of-25) at Miami (2/25/25)
By Opponent	.667 (10-of-15) by North Carolina (2/6/21)

SHOT 70 PERCENT OR BETTER FROM THE 3-POINT LINE

By Duke	.706 (12-of-17) vs. Virginia Tech (2/21/13)
By Opponent	.727 (8-of-11) by Georgia Tech (2/4/15)

SHOT 80 PERCENT OR BETTER FROM THE 3-POINT LINE

By Duke	.800 (8-of-10) vs. Minnesota (11/22/12)
By Opponent	.800 (12-of-15) by N. Carolina (3/5/83)

SHOT LESS THAN 20 PERCENT FROM THE 3-POINT LINE

By Duke	.167 (4-of-24) vs. Kentucky (11/12/24)
By Opponent	.185 (5-of-27) by Mt. St. Mary's (3/21/25)

MADE 30-39 FREE THROWS

By Duke	30 vs. Notre Dame (1/11/25)
By Opponent	37 by Wake Forest (2/25/20)

MADE 40+ FREE THROWS

By Duke	40 vs. Southern Illinois (11/20/08)
By Opponent	42 by Wake Forest (12/20/68)

MADE 5 OR FEWER FREE THROWS

By Duke	4 vs. Miami (1/14/25)
By Opponent	5 by Louisville (3/15/25)

HAD 40-49 FREE THROW ATTEMPTS

By Duke	40 vs. Georgia Tech (1/4/22)
By Opponent	40 by Florida State (3/1/06)

HAD 50+ FREE THROW ATTEMPTS

By Duke	54 vs. Fairfield (11/14/98)
By Opponent	50 by Wake Forest (2/25/20)

SHOT 90 PERCENT OR BETTER FROM THE FOUL LINE

By Duke	.900 (18-of-20) at Miami (2/25/25)
By Opponent	.909 (10-of-11) by North Carolina (3/8/25)

SHOT 100 PERCENT FROM THE FOUL LINE

By Duke	15-of-15 vs. Virginia Tech (12/31/24)
By Opponent	5-of-5 by Miami (2/25/25)

HAD 50-59 REBOUNDS

By Duke	50 vs. Army West Point (11/8/24)
By Opponent	50 by North Carolina (4/2/22)

HAD 60+ REBOUNDS

By Duke	61 vs. Saint Francis (Pa.) (12/5/17)
By Opponent	64 by North Carolina (3/5/16)

FIVE PLAYERS FOULED OUT

By Duke	vs. Wake Forest (2/17/08)
By Opponent	by Portland State (11/24/17)

HAD 20-29 ASSISTS

By Duke	21 vs. Mt. St. Mary's (3/21/25)
By Opponent	22 by Kansas (11/26/24)

HAD 30+ ASSISTS

By Duke	32 vs. Evansville (12/20/17)
By Opponent	30 by Maryland (2/10/90)

HAD 10+ BLOCKED SHOTS

By Duke	11 vs. Queens (12/30/23)
By Opponent	10 by Arkansas (11/29/23)

HAD 15+ STEALS

By Duke	15 vs. USC Upstate (11/11/22)
By Opponent	15 by Miami (1/8/22)

HAD 20+ TURNOVERS

By Duke	22 at Virginia (2/11/23)
By Opponent	20 by Miami (2/25/25)

HAD 30+ TURNOVERS

By Duke	33 vs. Maryland (2/9/91)
By Opponent	31 by Eastern Kentucky (11/25/07)

COMMITTED 10 OR FEWER TURNOVERS

By Duke	2 vs. Mt. St. Mary's (3/21/25)
By Opponent	6 by North Carolina (3/8/25)

THE LAST TIME IT HAPPENED | INDIVIDUAL

30-39 POINTS BY A PLAYER

By Duke 32, Jared McCain, vs. NC State (3/31/24)
By Opp. 31, Cormac Ryan, North Carolina (3/9/24)

40+ POINTS BY A PLAYER

By Duke 42, Cooper Flagg vs. Notre Dame (1/11/25)
By Opp. 40, Bootsy Thornton, St. John's (1/24/99)

50+ POINTS BY A PLAYER

By Duke 58, Danny Ferry vs. Miami (12/10/88)
By Opp. Never

TWO PLAYERS SCORED 20 OR MORE POINTS

By Duke Kon Kneuppel (22) & Cooper Flagg (21)
vs. North Carolina (2/1/25)
By Opp. Johni Broome (20), Tahaad Pettiford (20)
Auburn (12/4/24)

THREE PLAYERS SCORED 20 OR MORE POINTS

By Duke Jared McCain (23), Kyle Filipowski (22),
Jeremy Roach (20) at North Carolina (2/3/24)
By Opp. Armando Bacot (23), Caleb Love (22),
RJ Davis (21), Brady Manek (20), North Carolina (3/5/22)

FOUR PLAYERS SCORED 20 OR MORE POINTS

By Duke Jabari Parker (22), Rodney Hood (22),
Quinn Cook (21), Rasheed Sulaimon (20)
vs. Davidson (11/8/13)
By Opp. Armando Bacot (23), Caleb Love (22),
RJ Davis (21), Brady Manek (20), North Carolina (3/5/22)

TWO PLAYERS SCORED 30 OR MORE POINTS

By Duke Gerald Henderson (35), Jon Scheyer (30)
vs. Wake Forest (2/22/09)
By Opp. Brian Oliver (31), Dennis Scott (31)
Georgia Tech (3/10/90)

10+ FIELD GOALS MADE BY A PLAYER

By Duke 10, Cooper Flagg vs. Wake Forest (3/3/25)
By Opp. 12, Terrence Edwards Jr., Louisville (3/15/25)

15+ FIELD GOALS MADE BY A PLAYER

By Duke 15, Matthew Hurt vs. Louisville (2/27/21)
By Opp. 17, Al Thornton, Florida State (2/4/06)

20-29 FIELD GOAL ATTEMPTS BY A PLAYER

By Duke 20, Cooper Flagg vs. George Mason (12/17/24)
By Opp. 29, Terrence Edwards Jr., Louisville (3/15/25)

30+ FIELD GOAL ATTEMPTS BY A PLAYER

By Duke 30, RJ Barrett vs. Syracuse (1/14/19)
By Opp. 32, Al Thornton, Florida State (2/4/06)

PLAYER SHOT 1.000 WITH 5+ FIELD GOAL ATTEMPTS

By Duke 5-of-5, Khaman Maluach vs. Mt. St. Mary's (3/21/25)
By Opp. 8-8, Kadin Shedrick, Virginia (2/7/22)

PLAYER SHOT .800 WITH 10+ FIELD GOAL ATTEMPTS

By Duke 9-11 (.818), Kon Kneuppel vs. Miami (1/14/25)
By Opp. 11-13 (.846) by Hunter Sallis, Wake Forest (2/24/24)

PLAYER SHOT .900 WITH 10+ FIELD GOAL ATTEMPTS

By Duke 11-12 (.917), Kyle Filipowski at Pittsburgh (1/9/24)
By Opp. 10-11 (.909), Armando Bacot, North Carolina (3/5/22)

5+ 3PT FIELD GOALS MADE BY A PLAYER

By Duke 6, Tyrese Proctor vs. Mt. St. Mary's (3/21/25)
By Opp. 5, Ariandus Keyes, Mt. St. Mary's (3/21/25)

10+ 3PT FIELD GOAL ATTEMPTS BY A PLAYER

By Duke 14, Tyrese Proctor vs. Louisville (3/5/25)
By Opp. 11, Ariandus Keyes, Mt. St. Mary's (3/21/25)

PLAYER SHOT .800 WITH 5+ 3PT FIELD GOAL ATTEMPTS

By Duke 4-5 (.800), Kon Kneuppel
at Miami (2/25/25)
By Opp. 4-5 (.800), Miles Kelly
Auburn (12/4/24)

10+ FREE THROWS MADE BY A PLAYER

By Duke 12 by Kon Kneuppel vs. Georgia Tech (3/13/25)
By Opp. 10, Matthew Cleveland, Florida State(12/31/22)

15+ FREE THROWS MADE BY A PLAYER

By Duke 16, Cooper Flagg vs. Notre Dame (1/11/25)
By Opp. 15, Bryant Crawford, Wake Forest (1/28/17)

10+ FREE THROWS ATTEMPTED BY A PLAYER

By Duke 13, Kon Kneuppel vs. Georgia Tech (3/13/25)
By Opp. 10, Cormac Ryan, North Carolina (3/9/24)

15+ FREE THROWS ATTEMPTED BY A PLAYER

By Duke 16, Cooper Flagg vs. Notre Dame (1/11/25)
By Opp. 17, Au'Diese Toney, Pittsburgh (1/19/21)

20+ FREE THROWS ATTEMPTED BY A PLAYER

By Duke 20, Christian Laettner vs. Boston U. (1/21/92)
By Opp. 22, Buzzy Wilkinson, Virginia (3/4/54)

PLAYER SHOT 1.000 WITH 10+ FREE THROW ATTEMPTS

By Duke 11-of-11, Jared McCain vs. NC State (3/31/24)
By Opp. 10-of-10, Matthew Cleveland, Florida State (12/31/22)

10+ REBOUNDS BY A PLAYER

By Duke 10, Khaman Maluach vs. Louisville (3/15/25)
By Opp. 10, Ven-Allen Lubin (3/14/25)

15+ REBOUNDS BY A PLAYER

By Duke 15, Khaman Maluach vs. Miami (1/14/25)
By Opp. 16, Mohamed Diarra, NC State (3/14/24)

20+ REBOUNDS BY A PLAYER

By Duke 21, Marvin Bagley III vs. Florida State (12/30/17)
By Opp. 21, Armando Bacot, North Carolina (4/2/22)

TWO PLAYERS WITH 10 OR MORE REBOUNDS

By Duke Cooper Flagg (12), Maliq Brown (11)
at Louisville (12/8/24)
By Opp. Harrison Ingram (13), Armando Bacot (10)
North Carolina (2/3/24)

5+ OFFENSIVE REBOUNDS BY A PLAYER

By Duke 5, Khaman Maluach vs. Louisville (3/15/25)
By Opp. 5, Jedy Cordilia, Mt. St. Mary's (3/21/25)

10+ DEFENSIVE REBOUNDS BY A PLAYER

By Duke 12, Cooper Flagg at Virginia (2/17/25)
By Opp. 10, Matthew-Alexander Moncrieffe, Seattle (11/29/24)

10+ ASSISTS BY A PLAYER

By Duke 10, Tyrese Proctor vs. Pittsburgh (3/9/23)
By Opp. 10, Dajuan Harris, Kansas (11/15/22)

5+ BLOCKED SHOTS BY A PLAYER

By Duke 5, Kyle Filipowski vs. Queens (12/30/23)
By Opp. 5, Yves Missi, Baylor (12/20/23)

10+ BLOCKED SHOTS BY A PLAYER

By Duke 10, Shelden Williams vs. Maryland (1/11/06)
By Opp. 10, Jay Huff, Virginia (2/29/20)

5+ STEALS BY A PLAYER

By Duke 5, Maliq Brown vs. Kansas (11/26/24)
By Opp. 5, Jaden Bradley, Arizona (11/22/24)

10+ STEALS BY A PLAYER

By Duke 11, Kenny Dennard vs. Maryland (2/3/79)
By Opp. Never

40 MINUTES PLAYED IN REGULATION

By Duke Jared McCain vs. NC State (3/31/24)
By Opp. Terrence Edwards Jr., Louisville (3/15/25)

40+ MINUTES PLAYED IN A GAME

By Duke 42, Tyrese Proctor at Virginia (2/11/23)
By Opp. 41, Reece Beekman, Virginia (2/11/23)

50+ MINUTES PLAYED IN A GAME

By Duke 53, Chip Engelland vs. Clemson (2/24/82)
51, Vince Taylor vs. Clemson (2/24/82)
By Opp. 53, Vince Hamilton, Clemson (2/24/82)
52, Mike Epley, Clemson (2/24/82)
51, Fred Gillam, Clemson (2/24/82)

DOUBLE-DOUBLE BY A PLAYER*

By Duke Khaman Maluach (14/10) vs. Florida State (3/1/25)
By Opp. Ven-Allen Lubin (20/10), North Carolina (3/14/25)

MULTIPLE DOUBLE-DOUBLES IN A GAME*

By Duke Cooper Flagg (13/11) & Khaman Maluach (11/14)
vs. Army West Point (11/8/24)
By Opp. Armando Bacot (25/10) & Harrison Ingram (21/13)
North Carolina (2/3/24)

20-20 GAMES (POINTS - REBOUNDS)

By Duke 32/21, Marvin Bagley III vs. Florida State (12/30/17)
By Opp. 26/24, Sean May, North Carolina (3/6/05)

TRIPLE-DOUBLE BY A PLAYER^

By Duke 19/10/10, Wendell Moore Jr., vs. Army (11/12/21)
By Opp. 16/15/10 blocks, Tree Rollins, Clemson (2/23/77)

ALL-TIME TRIPLE-DOUBLES BY A DUKE PLAYER (5)

21/18/10 assists, Art Heyman vs. Virginia (2/28/63)
13/12/11 assists, Gene Banks vs. Lehigh (1/9/78)
19/11/10 blocks, Shelden Williams vs. Maryland (1/11/06)
23/11/10 assists, RJ Barrett vs. NC State (2/16/19)
19/10/10 assists, Wendell Moore Jr., vs. Army (11/12/21)

**Double-doubles are points and rebounds
unless otherwise indicated*

*^Triple-doubles are points, rebounds, and assists
unless indicated*

DUKE SEASON STATS

Game Records

Record	Overall	Home	Away	Neutral
ALL GAMES	32-3	17-0	10-1	5-2
CONFERENCE	19-1	10-0	9-1	0-0
NON-CONFERENCE	13-2	7-0	1-0	5-2

Score by Periods

Team	1st	2nd	OT	TOT
Duke	1422	1483	0	2905
Opponents	1039	1115	0	2154

Team Box Score

No.	Player				Total		3-Point		F-Throw		Rebounds													
		GP-GS	MIN	AVG	FG-FGA	FG%	3FG-3FGA	3FG%	FT-FTA	FT%	OFF	DEF	TOT	AVG	PF	DQ	A	TO	BLK	STL	PTS	AVG		
2	FLAGG, Cooper	33-33	997:10	30.2	211-432	.488	44-120	.367	152-183	.831	45	201	246	7.5	63	1	135	70	42	49	618	18.7		
7	KNUEPPEL, Kon	35-35	1053:47	30.1	161-342	.471	75-193	.389	97-107	.907	36	103	139	4.0	72	0	94	47	6	36	494	14.1		
5	PROCTOR, Tyrese	34-34	996:02	29.3	144-329	.438	79-199	.397	47-68	.691	18	89	107	3.1	63	0	76	35	4	28	414	12.2		
14	JAMES, Sion	35-28	880:51	25.2	100-193	.518	27-66	.409	71-86	.826	23	121	144	4.1	73	0	108	41	10	31	298	8.5		
9	MALUACH, Khaman	35-35	728:50	20.8	120-171	.702	4-16	.250	50-67	.746	102	135	237	6.8	70	2	18	26	42	6	294	8.4		
3	EVANS, Isaiah	32-3	476:40	14.9	77-177	.435	61-144	.424	26-32	.813	4	36	40	1.3	33	0	18	16	3	7	241	7.5		
1	FOSTER, Caleb	34-7	486:37	14.3	65-158	.411	24-71	.338	22-33	.667	15	43	58	1.7	38	0	47	31	3	23	176	5.2		
18	GILLIS, Mason	33-0	502:44	15.2	47-116	.405	30-92	.326	19-23	.826	23	64	87	2.6	47	0	28	14	0	16	143	4.3		
21	NGONGBA, Patrick	26-0	277:34	10.7	42-59	.712	0-1	.000	15-22	.682	30	46	76	2.9	41	1	17	6	14	10	99	3.8		
6	BROWN, Maliq	23-0	388:34	16.9	25-39	.641	4-12	.333	6-16	.375	36	54	90	3.9	42	1	36	22	9	30	60	2.6		
8	HARRIS, Darren	20-0	125:39	6.3	15-41	.366	5-22	.227	8-16	.500	8	15	23	1.2	4	0	7	1	0	3	43	2.2		
55	HUBBARD, Spencer	11-0	24:04	2.2	5-11	.455	3-5	.600	0-0	.000	1	1	2	0.2	2	0	3	2	0	2	13	1.2		
20	BEGOVICH, Neal	10-0	25:25	2.5	3-5	.600	1-3	.333	0-0	.000	1	7	8	0.8	2	0	2	1	0	3	7	0.7		
13	SHEFFIELD, Cameron	12-0	28:47	2.4	1-6	.167	1-5	.200	2-4	.500	3	2	5	0.4	1	0	2	1	0	0	5	0.4		
52	BORDEN, Stanley	3-0	07:16	2.4	0-1	.000	0-0	.000	0-0	.000	0	1	1	0.3	1	0	0	2	1	0	0	0.0		
Team											43	51	94				13							
Total		35	7000		1016-2080	.488	358-949	.377	515-657	.784	388	969	1357	38.8	552	5	591	328	134	244	2905	83.0		
Opponents		35	7000		778-2027	.384	235-772	.304	363-507	.716	344	732	1076	30.7	573	9	400	412	107	184	2154	61.5		

Team Statistics

	DU	OPP
Scoring	2905	2154
Points per game	83.0	61.5
Scoring margin	+21.5	-
Field goals-att	1016-2080	778-2027
Field goal pct	.488	.384
3 point fg-att	358-949	235-772
3-point FG pct	.377	.304
3-pt FG made per game	10.2	6.7
Free throws-att	515-657	363-507
Free throw pct	.784	.716
F-Throws made per game	14.7	10.4
Rebounds	1357	1076
Rebounds per game	38.8	30.7
Rebounding margin	+8.0	-
Assists	591	400
Assists per game	16.9	11.4
Turnovers	328	412
Turnovers per game	9.4	11.8
Turnover margin	+2.4	-
Assist/turnover ratio	1.8	1.0
Steals	244	184
Steals per game	7.0	5.3
Blocks	134	107
Blocks per game	3.8	3.1
Winning streak	12	-
Home win streak	17	-
Attendance	158338	143140
Home games-Avg/Game	17-9314	11-13013
Neutral site-Avg/Game	-	7-16773

Team Results

Date	Opponent		Score	Att.
11/04/2024	Maine	W	96-62	9314
11/08/2024	Army West Point	W	100-58	9314
11/12/2024	vs Kentucky	L	72-77	16107
11/16/2024	Wofford	W	86-35	9314
11/22/2024	at Arizona	W	69-55	14634
11/26/2024	vs Kansas	L	72-75	14757
11/29/2024	Seattle U	W	70-48	9314
12/04/2024	Auburn	W	84-78	9314
12/08/2024	at Louisville	W	76-65	15312
12/10/2024	UIW	W	72-46	9314
12/17/2024	George Mason	W	68-47	9314
12/21/2024	at Georgia Tech	W	82-56	8005
12/31/2024	Virginia Tech	W	88-65	9314
01/04/2025	at SMU	W	89-62	7105
01/07/2025	Pittsburgh	W	76-47	9314
01/11/2025	Notre Dame	W	86-78	9314
01/14/2025	Miami (FL)	W	89-54	9314
01/18/2025	at Boston College	W	88-63	8606
01/25/2025	at Wake Forest	W	63-56	13169
01/27/2025	NC State	W	74-64	9314
02/01/2025	North Carolina	W	87-70	9314
02/05/2025	at Syracuse	W	83-54	23313
02/08/2025	at Clemson	L	71-77	9000
02/12/2025	California	W	78-57	9314
02/15/2025	Stanford	W	106-70	9314
02/17/2025	at Virginia	W	80-62	14445
02/22/2025	vs Illinois	W	110-67	19812
02/25/2025	at Miami (FL)	W	97-60	7801
03/01/2025	Florida St.	W	100-65	9314
03/03/2025	Wake Forest	W	93-60	9314
03/08/2025	at North Carolina	W	82-69	21750
03/13/2025	vs Georgia Tech	W	78-70	14116
03/14/2025	vs North Carolina	W	74-71	18116
03/15/2025	vs Louisville	W	73-62	15322
03/21/2025	vs Mount St. Mary's	W	93-49	19180

DUKE ACC STATS

Game Records

Record	Overall	Home	Away	Neutral
ALL GAMES	19-1	10-0	9-1	0-0
CONFERENCE	19-1	10-0	9-1	0-0
NON-CONFERENCE	0-0	0-0	0-0	0-0

Score by Periods

Team	1st	2nd	OT	TOT
Duke	820	868	0	1688
Opponents	611	643	0	1254

Team Box Score

No.	Player				Total		3-Point		F-Throw		Rebounds													
		GP-GS	MIN	AVG	FG-FGA	FG%	3FG-3FGA	3FG%	FT-FTA	FT%	OFF	DEF	TOT	AVG	PF	DQ	A	TO	BLK	STL	PTS	AVG		
2	FLAGG, Cooper	20-20	623:28	31.2	143-267	.536	33-75	.440	104-121	.860	24	117	141	7.1	40	1	87	41	25	29	423	21.2		
7	KNUEPPEL, Kon	20-20	598:28	29.9	95-196	.485	50-118	.424	54-60	.900	22	55	77	3.9	42	0	49	28	5	19	294	14.7		
5	PROCTOR, Tyrese	19-19	555:42	29.2	85-186	.457	38-102	.373	27-37	.730	8	45	53	2.8	33	0	42	20	2	15	235	12.4		
14	JAMES, Sion	20-20	540:57	27.0	60-111	.541	15-30	.500	40-45	.889	13	72	85	4.3	39	0	70	25	8	15	175	8.8		
9	MALUACH, Khaman	20-20	424:55	21.2	61-94	.649	1-9	.111	28-39	.718	63	80	143	7.2	38	1	13	17	23	3	151	7.6		
3	EVANS, Isaiah	20-1	281:04	14.1	41-102	.402	32-81	.395	14-16	.875	2	24	26	1.3	18	0	10	10	3	4	128	6.4		
18	GILLIS, Mason	18-0	265:44	14.8	32-64	.500	22-52	.423	13-15	.867	16	30	46	2.6	24	0	15	5	0	5	99	5.5		
1	FOSTER, Caleb	19-0	220:51	11.6	26-68	.382	10-31	.323	9-13	.692	7	25	32	1.7	24	0	21	13	1	7	71	3.7		
6	BROWN, Maliq	13-0	206:58	15.9	15-22	.682	3-7	.429	3-8	.375	14	29	43	3.3	21	1	21	7	4	13	36	2.8		
21	NGONGBA, Patrick	18-0	164:26	9.1	21-28	.750	0-1	.000	7-10	.700	15	26	41	2.3	30	1	7	2	4	6	49	2.7		
55	HUBBARD, Spencer	4-0	09:13	2.3	2-4	.500	1-1	1.000	0-0	.000	0	0	0	0.0	1	0	1	1	0	2	5	1.3		
8	HARRIS, Darren	13-0	71:48	5.5	6-19	.316	0-9	.000	1-3	.333	5	7	12	0.9	3	0	5	1	0	2	13	1.0		
13	SHEFFIELD, Cameron	7-0	17:27	2.5	1-2	.500	1-2	.500	2-4	.500	2	2	4	0.6	1	0	2	1	0	0	5	0.7		
20	BEGOVICH, Neal	6-0	13:07	2.2	2-4	.500	0-2	.000	0-0	.000	0	2	2	0.3	1	0	1	1	0	2	4	0.7		
52	BORDEN, Stanley	2-0	05:50	2.9	0-1	.000	0-0	.000	0-0	.000	0	0	0	0.0	0	0	0	1	1	0	0	0.0		
Team											20	28	48					8						
Total		20	4000		590-1168	.505	206-520	.396	302-371	.814	211	542	753	37.7	315	4	344	181	76	122	1688	84.4		
Opponents		20	4000		453-1140	.397	145-424	.342	203-291	.698	183	388	571	28.6	319	5	228	222	65	93	1254	62.7		

Team Statistics

	DU	OPP
Scoring	1688	1254
Points per game	84.4	62.7
Scoring margin	+21.7	-
Field goals-att	590-1168	453-1140
Field goal pct	.505	.397
3 point fg-att	206-520	145-424
3-point FG pct	.396	.342
3-pt FG made per game	10.3	7.3
Free throws-att	302-371	203-291
Free throw pct	.814	.698
F-Throws made per game	15.1	10.2
Rebounds	753	571
Rebounds per game	37.7	28.6
Rebounding margin	+9.1	-
Assists	344	228
Assists per game	17.2	11.4
Turnovers	181	222
Turnovers per game	9.1	11.1
Turnover margin	+2.1	-
Assist/turnover ratio	1.9	1.0
Steals	122	93
Steals per game	6.1	4.7
Blocks	76	65
Blocks per game	3.8	3.3
Winning streak	7	-
Home win streak	10	-
Attendance	93140	128506
Home games-Avg/Game	10-9314	10-12851
Neutral site-Avg/Game	-	0-0

Team Results

Date	Opponent		Score	Att.
12/08/2024	at Louisville	W	76-65	15312
12/21/2024	at Georgia Tech	W	82-56	8005
12/31/2024	Virginia Tech	W	88-65	9314
01/04/2025	at SMU	W	89-62	7105
01/07/2025	Pittsburgh	W	76-47	9314
01/11/2025	Notre Dame	W	86-78	9314
01/14/2025	Miami (FL)	W	89-54	9314
01/18/2025	at Boston College	W	88-63	8606
01/25/2025	at Wake Forest	W	63-56	13169
01/27/2025	NC State	W	74-64	9314
02/01/2025	North Carolina	W	87-70	9314
02/05/2025	at Syracuse	W	83-54	23313
02/08/2025	at Clemson	L	71-77	9000
02/12/2025	California	W	78-57	9314
02/15/2025	Stanford	W	106-70	9314
02/17/2025	at Virginia	W	80-62	14445
02/25/2025	at Miami (FL)	W	97-60	7801
03/01/2025	Florida St.	W	100-65	9314
03/03/2025	Wake Forest	W	93-60	9314
03/08/2025	at North Carolina	W	82-69	21750

DUKE POSTSEASON STATS

Game Records

Record	Overall	Home	Away	Neutral
ALL GAMES	4-0	0-0	0-0	4-0
CONFERENCE	0-0	0-0	0-0	0-0
NON-CONFERENCE	4-0	0-0	0-0	4-0

Score by Periods

Team	1st	2nd	OT	TOT
Duke	158	160	0	318
Opponents	121	131	0	252

Team Box Score

No.	Player				Total		3-Point		F-Throw		Rebounds											
		GP-GS	MIN	AVG	FG-FGA	FG%	3FG-3FGA	3FG%	FT-FTA	FT%	OFF	DEF	TOT	AVG	PF	DQ	A	TO	BLK	STL	PTS	AVG
7	KNUEPPEL, Kon	4-4	133:40	33.4	20-42	.476	6-20	.300	23-26	.885	3	17	20	5.0	6	0	16	8	1	7	69	17.3
5	PROCTOR, Tyrese	4-4	129:43	32.4	18-45	.400	12-32	.375	7-14	.500	2	10	12	3.0	6	0	11	2	0	5	55	13.8
9	MALUACH, Khaman	4-4	88:51	22.2	21-26	.808	2-3	.667	2-3	.667	15	18	33	8.3	11	1	2	5	8	0	46	11.5
14	JAMES, Sion	4-4	113:25	28.4	10-26	.385	4-12	.333	12-13	.923	3	13	16	4.0	12	0	10	3	0	1	36	9.0
21	NGONGBA, Patrick	4-0	58:49	14.7	14-18	.778	0-0	.000	7-10	.700	4	11	15	3.8	7	0	4	2	8	1	35	8.8
2	FLAGG, Cooper	2-2	37:28	18.7	7-19	.368	1-6	.167	1-1	1.000	1	10	11	5.5	0	0	4	2	3	2	16	8.0
8	HARRIS, Darren	1-0	10:53	10.9	3-6	.500	1-3	.333	0-0	.000	0	4	4	4.0	0	0	0	0	0	0	7	7.0
3	EVANS, Isaiah	4-2	81:38	20.4	9-25	.360	6-20	.300	2-3	.667	1	5	6	1.5	2	0	3	1	0	3	26	6.5
1	FOSTER, Caleb	4-0	50:56	12.7	6-14	.429	3-7	.429	3-3	1.000	3	4	7	1.8	3	0	5	6	0	5	18	4.5
20	BEGOVICH, Neal	1-0	05:46	5.8	1-1	1.000	1-1	1.000	0-0	.000	1	0	1	1.0	0	0	0	0	0	1	3	3.0
18	GILLIS, Mason	4-0	75:22	18.8	1-12	.083	0-10	.000	3-4	.750	1	13	14	3.5	7	0	3	2	0	4	5	1.3
55	HUBBARD, Spencer	2-0	03:58	2.0	1-2	.500	0-1	.000	0-0	.000	0	0	0	0.0	0	0	1	0	0	0	2	1.0
13	SHEFFIELD, Cameron	1-0	03:44	3.7	0-1	.000	0-1	.000	0-0	.000	0	0	0	0.0	0	0	0	0	0	0	0	0.0
6	BROWN, Maliq	1-0	05:47	5.8	0-0	.000	0-0	.000	0-0	.000	0	0	0	0.0	0	0	0	0	0	0	0	0.0
Team											2	10	12				2					
Total		4	800		111-237	.468	36-116	.310	60-77	.779	36	115	151	37.8	54	1	59	33	20	29	318	79.5
Opponents		4	800		96-243	.395	27-97	.278	33-50	.660	43	95	138	34.5	68	1	48	45	10	17	252	63.0

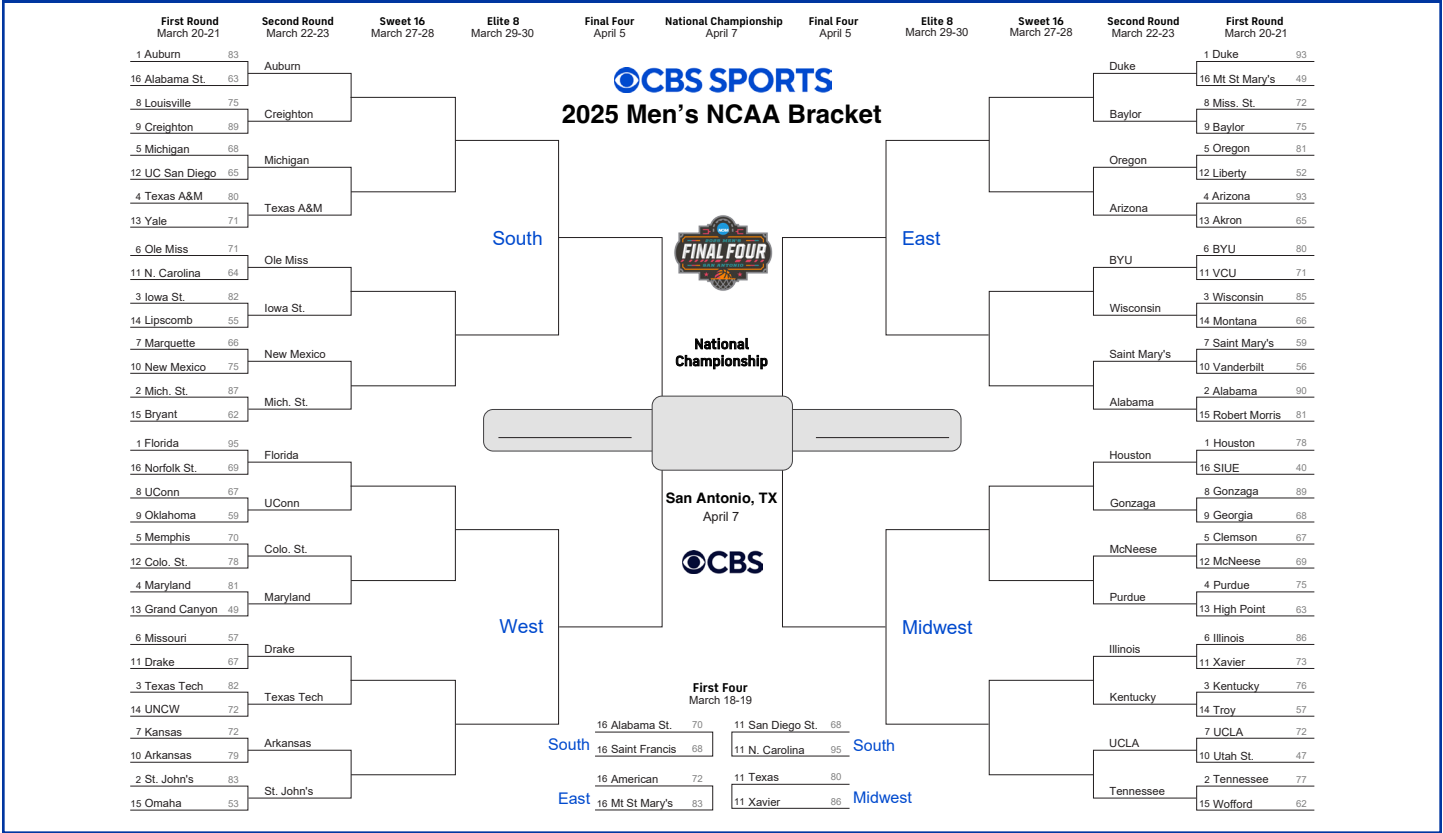
Team Statistics

	DU	OPP
Scoring	318	252
Points per game	79.5	63.0
Scoring margin	+16.5	-
Field goals-att	111-237	96-243
Field goal pct	.468	.395
3 point fg-att	36-116	27-97
3-point FG pct	.310	.278
3-pt FG made per game	9.0	6.8
Free throws-att	60-77	33-50
Free throw pct	.779	.660
F-Throws made per game	15.0	8.3
Rebounds	151	138
Rebounds per game	37.8	34.5
Rebounding margin	+3.3	-
Assists	59	48
Assists per game	14.8	12.0
Turnovers	33	45
Turnovers per game	8.3	11.3
Turnover margin	+3.0	-
Assist/turnover ratio	1.8	1.1
Steals	29	17
Steals per game	7.3	4.3
Blocks	20	10
Blocks per game	5.0	2.5
Winning streak	4	-
Home win streak	0	-
Attendance	0	0
Home games-Avg/Game	0-0	0-0
Neutral site-Avg/Game	-	4-16684

Team Results

Date	Opponent		Score	Att.
03/13/2025	vs Georgia Tech	W	78-70	14116
03/14/2025	vs North Carolina	W	74-71	18116
03/15/2025	vs Louisville	W	73-62	15322
03/21/2025	vs Mount St. Mary's	W	93-49	19180

DUKE'S NCAA TOURNAMENT RECORD BOOK



DUKE'S NCAA TOURNAMENT RESULTS

Round	Date	Site	Opponent	W/L	Score	Duke High
1955 EAST REGIONAL						
First Round	3/8	New York, N.Y.	Villanova	L	73-74	22 - Tobin

1960 | EAST REGIONAL

First Round	3/8	New York, N.Y.	Princeton	W	84-60	26 - Kistler
Reg. Semifinal	3/11	Charlotte, N.C.	St. Joseph's	W	58-56	22 - Youngkin
Reg. Final	3/12	Charlotte, N.C.	New York U.	L	59-74	20 - Kistler

1963 | EAST REGIONAL

Reg. Semifinal	3/15	College Park, Md.	New York U.	W	81-76	25 - Mullins
Reg. Final	3/16	College Park, Md.	St. Joseph's	W	73-59	24 - Mullins
Nat. Semifinal	3/22	Louisville, Ky.	Loyola, Ill.	L	75-94	29 - Heyman
Nat. Consol.	3/23	Louisville, Ky.	Oregon State	W	85-63	22 - Heyman

1964 | EAST REGIONAL

Reg. Semifinal	3/13	Raleigh, N.C.	Villanova	W	87-73	43 - Mullins
Reg. Final	3/14	Raleigh, N.C.	Connecticut	W	101-54	30 - Mullins
Nat. Semifinal	3/20	Kansas City, Mo.	Michigan	W	91-80	25 - Buckley
Nat. Final	3/21	Kansas City, Mo.	UCLA	L	83-98	22 - Mullins

1966 | EAST REGIONAL

Reg. Semifinal	3/11	Raleigh, N.C.	St. Joseph's	W	76-74	22 - Verga
Reg. Final	3/12	Raleigh, N.C.	Syracuse	W	91-81	22 - Marin
Nat. Semifinal	3/18	College Park, Md.	Kentucky	L	79-83	29 - Marin
Nat. Consol.	3/19	College Park, Md.	Utah	W	79-77	23 - Marin

1978 | EAST REGIONAL

First Round	3/12	Charlotte, N.C.	Rhode Island	W	63-62	25 - Gminski
Reg. Semifinal	3/17	Providence, R.I.	Pennsylvania	W	84-80	21 - two players
Reg. Final	3/19	Providence, R.I.	Villanova	W	90-72	23 - Spanarkel
Nat. Semifinal	3/25	St. Louis, Mo.	Notre Dame	W	90-86	29 - Gminski
Nat. Final	3/27	St. Louis, Mo.	Kentucky	L	88-94	22 - Banks

1979 | EAST REGIONAL | NO. 2 SEED

Second Round	3/11	Raleigh, N.C.	St. John's ^{10E}	L	78-80	24 - Banks
--------------	------	---------------	---------------------------	---	-------	------------

1980 | MIDEAST REGIONAL | NO. 4 SEED

Second Round	3/8	W. Lafayette, Ind.	Pennsylvania ^{12ME}	W	52-42	19 - Gmski
Reg. Semifinal	3/13	Lexington, Ky.	Kentucky ^{1ME}	W	55-54	17 - Gmski
Reg. Final	3/15	Lexington, Ky.	Purdue ^{6ME}	L	60-68	17 - Gmski

1984 | WEST REGIONAL | NO. 3 SEED

Second Round	3/18	Pullman, Wash.	Washington ^{6W}	L	78-80	22 - Dawkins
--------------	------	----------------	--------------------------	---	-------	--------------

Round	Date	Site	Opponent	W/L	Score	Duke High
1985 MIDWEST REGIONAL NO. 3 SEED						
First Round	3/15	Houston, Texas	Pepperdine ^{14MW}	W	75-62	22 - Henderson
Second Round	3/17	Houston, Texas	Boston College ^{14MW}	L	73-74	18 - Dawkins

1986 | EAST REGIONAL | NO. 1 SEED

First Round	3/13	Greensboro, N.C.	Miss. Valley St. ^{16E}	W	85-78	27 - Dawkins
Second Round	3/15	Greensboro, N.C.	Old Dominion ^{12C}	W	89-61	25 - Dawkins
Reg. Semifinal	3/21	E. Rutherford, N.J.	DePaul ^{12L}	W	74-67	25 - Dawkins
Reg. Final	3/23	E. Rutherford, N.J.	Navy ^{7E}	W	71-50	28 - Dawkins
Nat. Semifinal	3/29	Dallas, Texas	Kansas ^{10W}	W	71-67	24 - Dawkins
Nat. Final	3/31	Dallas, Texas	Louisville ^{2W}	L	69-72	24 - Dawkins

1987 | MIDWEST REGIONAL | NO. 5 SEED

First Round	3/12	Indianapolis, Ind.	Texas A&M ^{12MW}	W	58-51	20 - Strickland
Second Round	3/14	Indianapolis, Ind.	Xavier ^{13MW}	W	65-60	20 - Amaker
Reg. Semifinal	3/20	Cincinnati, Ohio	Indiana ^{1MW}	L	82-88	23 - Amaker

1988 | EAST REGIONAL | NO. 2 SEED

First Round	3/17	Chapel Hill, N.C.	Boston U. ^{ISE}	W	85-69	21 - Ferry
Second Round	3/19	Chapel Hill, N.C.	SMU ^{TE}	W	94-79	31 - Strickland
Reg. Semifinal	3/24	E. Rutherford, N.J.	Rhode Island ^{III}	W	73-72	17 - Ferry
Reg. Final	3/26	E. Rutherford, N.J.	Temple ^{IE}	W	63-52	21 - Strickland
Nat. Semifinal	4/2	Kansas City, Mo.	Kansas ^{GMW}	L	59-66	19 - Ferry

1989 | EAST REGIONAL | NO. 2 SEED

First Round	3/16	Greensboro, N.C.	S.C. State ^{ISE}	W	90-69	22 - Henderson
Second Round	3/18	Greensboro, N.C.	West Virginia ^{IE}	W	70-63	20 - Ferry
Reg. Semifinal	3/24	E. Rutherford, N.J.	Minnesota ^{IE}	W	87-70	21 - two players
Reg. Final	3/26	E. Rutherford, N.J.	Georgetown ^{IE}	W	85-77	24 - Laettner
Nat. Semifinal	4/1	Seattle, Wash.	Seton Hall ^{III}	L	78-95	34 - Ferry

1990 | EAST REGIONAL | NO. 3 SEED

First Round	3/16	Atlanta, Ga.	Richmond ^{4E}	W	81-46	22 - Abdelnaby
Second Round	3/18	Atlanta, Ga.	St. John's ^{5E}	W	76-72	22 - Bricker
Reg. Semifinal	3/22	E. Rutherford, N.J.	UCLA ^{4E}	W	90-81	28 - Henderson
Reg. Final	3/24	E. Rutherford, N.J.	Connecticut ^{1E}	Wot	79-78	27 - Abdelnaby
Nat. Semifinal	3/31	Denver, Colo.	Arkansas ^{4MW}	W	97-83	28 - Henderson
Nat. Final	4/2	Denver, Colo.	UNLV ^{7W}	L	73-103	21 - Henderson

1991 | MIDWEST REGIONAL | NO. 2 SEED | NATIONAL CHAMPION

First Round	3/14	Minneapolis, Minn.	N.E. Louisiana ^{15MW}	W	102-73	22 - Laettner
Second Round	3/16	Minneapolis, Minn.	Iowa ^{17MW}	W	85-70	19 - Laettner
Reg. Semifinal	3/22	Pontiac, Mich.	Connecticut ^{11MW}	W	81-67	19 - Laettner
Reg. Final	3/24	Pontiac, Mich.	St. John's ^{4MW}	W	78-61	20 - Hurley
Nat. Semifinal	3/30	Indianapolis, Ind.	UNLV ^{11W}	W	79-77	28 - Laettner
Nat. Final	4/1	Indianapolis, Ind.	Kansas ^{3SE}	W	72-65	18 - Laettner

DUKE'S NCAA TOURNAMENT RESULTS

Round	Date	Site	Opponent	W/L	Score	Duke High
1992 EAST REGIONAL NO. 1 SEED NATIONAL CHAMPION						
First Round	3/19	Greensboro, N.C.	Campbell ^{6SE}	W	82-56	22 - Laettner
Second Round	3/21	Greensboro, N.C.	Iowa ^{9E}	W	75-62	21 - Davis
Reg. Semifinal	3/26	Philadelphia, Pa.	Seton Hall ^{4E}	W	81-69	16 - two players
Reg. Final	3/28	Philadelphia, Pa.	Kentucky ^{2E}	Wot	104-103	31 - Laettner
Nat. Semifinal	4/4	Minneapolis, Minn.	Indiana ^{2W}	W	81-78	26 - Hurley
Nat. Final	4/6	Minneapolis, Minn.	Michigan ^{4SE}	W	71-51	19 - Laettner

1993 | MIDWEST REGIONAL | NO. 3 SEED

First Round	3/18	Chicago, Ill.	S. Illinois ^{14MW}	W	105-70	25 - Hurley
Second Round	3/20	Chicago, Ill.	California ^{6MW}	L	77-82	32 - Hurley

1994 | SOUTHEAST REGIONAL | NO. 2 SEED

First Round	3/18	St. Petersburg, Fla.	Texas Southern ^{15SE}	W	82-70	20 - Collins
Second Round	3/20	St. Petersburg, Fla.	Michigan State ^{7SE}	W	85-74	25 - Hill
Reg. Semifinal	3/24	Knoxville, Tenn.	Marquette ^{6SE}	W	59-49	22 - Hill
Reg. Final	3/26	Knoxville, Tenn.	Purdue ^{5E}	W	69-60	19 - two players
Nat. Semifinal	4/2	Charlotte, N.C.	Florida ^{3E}	W	70-65	25 - Hill
Nat. Final	4/4	Charlotte, N.C.	Arkansas ^{3MW}	L	72-76	15 - Lang

1996 | SOUTHEAST REGIONAL | NO. 8 SEED

First Round	3/14	Indianapolis, Ind.	E. Michigan ^{9SE}	L	60-75	15 - two players
-------------	------	--------------------	----------------------------	---	-------	------------------

1997 | SOUTHEAST REGIONAL | NO. 2 SEED

First Round	3/14	Charlotte, N.C.	Murray State ^{15SE}	W	71-68	25 - Capel
Second Round	3/16	Charlotte, N.C.	Providence ^{10SE}	L	87-98	26 - Capel

1998 | SOUTH REGIONAL | NO. 1 SEED

First Round	3/13	Lexington, Ky.	Radford ^{16S}	W	99-63	23 - McLeod
Second Round	3/15	Lexington, Ky.	Oklahoma State ^{8S}	W	79-73	22 - McLeod
Reg. Semifinal	3/20	St. Petersburg, Fla.	Syracuse ^{5S}	W	80-67	20 - Brand
Reg. Final	3/22	St. Petersburg, Fla.	Kentucky ^{2S}	L	84-86	19 - McLeod

1999 | EAST REGIONAL | NO. 1 SEED

First Round	3/12	Charlotte, N.C.	Florida A&M ^{16E}	W	99-58	17 - Brand
Second Round	3/14	Charlotte, N.C.	Tulsa ^{9E}	W	97-56	19 - Avery
Reg. Semifinal	3/19	E. Rutherford, N.J.	SW Missouri St. ^{12E}	W	78-61	24 - Langdon
Reg. Final	3/21	E. Rutherford, N.J.	Temple ^{6E}	W	85-64	23 - Langdon
Nat. Semifinal	3/27	St. Petersburg, Fla.	Michigan State ^{1MW}	W	68-62	18 - Brand
Nat. Final	3/29	St. Petersburg, Fla.	Connecticut ^{1W}	L	74-77	25 - Langdon

2000 | EAST REGIONAL | NO. 1 SEED

First Round	3/17	Winston-Salem, N.C.	Lamar ^{16E}	W	82-55	18 - Williams
Second Round	3/19	Winston-Salem, N.C.	Kansas ^{8E}	W	69-64	21 - Battier
Reg. Semifinal	3/24	Syracuse, N.Y.	Florida ^{5E}	L	78-87	20 - Battier

2001 | EAST REGIONAL | NO. 1 SEED | NATIONAL CHAMPION

First Round	3/15	Greensboro, N.C.	Monmouth ^{16E}	W	95-52	22 - Williams
Second Round	3/17	Greensboro, N.C.	Missouri ^{7E}	W	94-81	31 - Williams
Reg. Semifinal	3/22	Philadelphia, Pa.	UCLA ^{4E}	W	76-63	34 - Williams
Reg. Final	3/24	Philadelphia, Pa.	USC ^{4E}	W	79-69	28 - Williams
Nat. Semifinal	3/31	Minneapolis, Minn.	Maryland ^{2W}	W	95-84	25 - Battier
Nat. Final	4/2	Minneapolis, Minn.	Arizona ^{2MW}	W	82-72	21 - Dunleavy

2002 | SOUTH REGIONAL | NO. 1 SEED

First Round	3/14	Greenville, S.C.	Winthrop ^{16S}	W	84-37	19 - two players
Second Round	3/16	Greenville, S.C.	Notre Dame ^{8S}	W	84-77	18 - two players
Reg. Semifinal	3/21	Lexington, Ky.	Indiana ^{5S}	L	73-74	19 - Boozer

2003 | WEST REGIONAL | NO. 3 SEED

First Round	3/20	Salt Lake City, Utah	Colorado State ^{14W}	W	67-57	23 - Jones
Second Round	3/22	Salt Lake City, Utah	C. Michigan ^{11W}	W	86-60	28 - Jones
Reg. Semifinal	3/27	Anaheim, Calif.	Kansas ^{2W}	L	65-69	23 - Jones

2004 | ATLANTA (SOUTH) REGIONAL | NO. 1 SEED

First Round	3/18	Raleigh, N.C.	Alabama State ^{16S}	W	96-61	20 - Randolph
Second Round	3/20	Raleigh, N.C.	Seton Hall ^{8S}	W	90-62	21 - Redick
Reg. Semifinal	3/26	Atlanta, Ga.	Illinois ¹⁵	W	72-62	18 - Deng
Reg. Final	3/28	Atlanta, Ga.	Xavier ^{7S}	W	66-63	19 - Deng
Nat. Semifinal	4/3	San Antonio, Texas	Connecticut ^{2W}	L	78-79	16 - Deng

2005 | AUSTIN (SOUTH) REGIONAL | NO. 1 SEED

First Round	3/18	Charlotte, N.C.	Delaware State ^{16S}	W	57-46	14 - Williams
Second Round	3/20	Charlotte, N.C.	Mississippi State ^{9S}	W	63-55	22 - Ewing
Reg. Semifinal	3/26	Austin, Texas	Michigan State ^{5S}	L	68-78	19 - Williams

2006 | ATLANTA (SOUTH) REGIONAL | NO. 1 SEED

First Round	3/16	Greensboro, N.C.	Southern ^{16S}	W	70-54	29 - two players
Second Round	3/18	Greensboro, N.C.	George Washington ^{8S}	W	74-61	20 - Redick
Reg. Semifinal	3/23	Atlanta, Ga.	LSU ^{4S}	L	54-62	23 - Williams

2007 | BUFFALO (WEST) REGIONAL | NO. 6 SEED

First Round	3/15	Buffalo, N.Y.	VCU ^{11W}	L	77-79	25 - Paulus
-------------	------	---------------	--------------------	---	-------	-------------

Round	Date	Site	Opponent	W/L	Score	Duke High
2008 WEST REGIONAL NO. 2 SEED						
First Round	3/20	Washington, D.C.	Belmont ^{15W}	W	71-70	21 - Henderson
Second Round	3/22	Washington, D.C.	West Virginia ^{7W}	L	67-73	18 - Henderson

2009 | EAST REGIONAL | NO. 2 SEED

First Round	3/19	Greensboro, N.C.	Binghamton ^{15E}	W	86-62	15 - Scheyer
Second Round	3/21	Greensboro, N.C.	Texas ^{7E}	W	74-69	24 - Henderson
Reg. Semifinal	3/26	Boston, Mass.	Villanova ^{3E}	L	54-77	15 - Singler

2010 | SOUTH REGIONAL | NO. 1 SEED | NATIONAL CHAMPION

First Round	3/19	Jacksonville, Fla.	Arkansas Pine-Bluff ^{16S}	W	74-44	22 - Singler
Second Round	3/21	Jacksonville, Fla.	California ^{8S}	W	68-53	20 - Smith
Reg. Semifinal	3/26	Houston, Texas	Purdue ^{4S}	W	70-57	24 - Singler
Reg. Final	3/28	Houston, Texas	Baylor ^{3S}	W	78-71	29 - Smith
Nat. Semifinal	4/3	Indianapolis, Ind.	West Virginia ^{2E}	W	78-57	23 - Scheyer
Nat. Final	4/5	Indianapolis, Ind.	Butler ^{5W}	W	61-59	19 - Singler

2011 | WEST REGIONAL | NO. 1 SEED

Second Round	3/18	Charlotte, N.C.	Hampton ^{16W}	W	87-45	14 - Irving
Third Round	3/20	Charlotte, N.C.	Michigan ^{8W}	W	73-71	24 - Smith
Reg. Semifinal	3/24	Anaheim, Calif.	Arizona ^{5W}	L	77-93	28 - Irving

2012 | SOUTH REGIONAL | NO. 2 SEED

Second Round	3/16	Greensboro, N.C.	Lehigh ^{15S}	L	70-75	19 - two players
--------------	------	------------------	-----------------------	---	-------	------------------

2013 | MIDWEST REGIONAL | NO. 2 SEED

Second Round	3/22	Philadelphia, Pa.	Albany ^{15MW}	W	73-61	26 - Curry
Third Round	3/24	Philadelphia, Pa.	Creighton ^{7MW}	W	66-50	21 - Sulaimon
Reg. Semifinal	3/29	Indianapolis, Ind.	Michigan State ^{3MW}	W	71-61	29 - Curry
Reg. Final	3/31	Indianapolis, Ind.	Louisville ^{1MW}	L	63-85	17 - Plumlee

2014 | MIDWEST REGIONAL | NO. 3 SEED

Second Round	3/21	Raleigh, N.C.	Mercer ^{14MW}	L	71-78	23 - Cook
--------------	------	---------------	------------------------	---	-------	-----------

2015 | SOUTH REGIONAL | NO. 1 SEED | NATIONAL CHAMPION

Second Round	3/20	Charlotte, N.C.	Robert Morris ^{16S}	W	85-56	22 - Cook
Third Round	3/22	Charlotte, N.C.	San Diego State ^{8S}	W	68-49	26 - Okafor
Reg. Semifinal	3/27	Houston, Texas	Utah ^{5S}	W	63-57	21 - Winslow
Reg. Final	3/29	Houston, Texas	Gonzaga ^{2S}	W	66-52	16 - two players
Nat. Semifinal	4/4	Indianapolis, Ind.	Michigan State ^{7E}	W	81-61	19 - Winslow
Nat. Final	4/6	Indianapolis, Ind.	Wisconsin ^{1W}	W	68-63	23 - T. Jones

2016 | WEST REGIONAL | NO. 4 SEED

First Round	3/17	Providence, R.I.	UNC Wilmington ^{13W}	W	93-85	23 - two players
Second Round	3/19	Providence, R.I.	Yale ^{12W}	W	71-64	29 - Allen
Reg. Semifinal	3/24	Anaheim, Calif.	Oregon ^{1W}	L	68-82	24 - Ingram

2017 | EAST REGIONAL | NO. 2 SEED

First Round	3/17	Greenville, S.C.	Troy ^{15E}	W	87-65	21 - Allen
Second Round	3/19	Greenville, S.C.	South Carolina ^{7E}	L	81-88	20 - Allen

2018 | MIDWEST REGIONAL | NO. 2 SEED

First Round	3/15	Pittsburgh, Pa.	Iona ^{15MW}	W	89-67	22 - Bagley
Second Round	3/17	Pittsburgh, Pa.	Rhode Island ^{7MW}	W	87-62	22 - Bagley
Reg. Semifinal	3/23	Omaha, Neb.	Syracuse ^{11MW}	W	69-65	22 - Bagley
Reg. Final	3/25	Omaha, Neb.	Kansas ^{1MW}	Lot	81-85	20 - Duval

2019 | EAST REGIONAL | NO. 1 SEED

First Round	3/22	Columbia, S.C.	North Dakota St. ^{16E}	W	85-62	26 - Barrett
Second Round	3/24	Columbia, S.C.	UCF ^{9E}	W	77-76	32 - Williamson
Reg. Semifinal	3/29	Washington, D.C.	Virginia Tech ^{4E}	W	75-73	23 - Williamson
Reg. Final	3/31	Washington, D.C.	Michigan State ^{4E}	L	67-68	24 - Williamson

2020 | Championship canceled due to COVID-19 pandemic

2022 | WEST REGIONAL | NO. 2 SEED

First Round	3/18	Greenville, S.C.	Cal State Fullerton ¹⁵	W	78-61	17 - Banchemo
Second Round	3/20	Greenville, S.C.	Michigan State ¹	W	85-76	19 - Banchemo
Reg. Semifinal	3/24	San Francisco, Calif.	Texas Tech ³	W	78-73	22 - Banchemo
Reg. Final	3/26	San Francisco, Calif.	Arkansas ⁴	W	78-69	18 - Griffin
Nat. Semifinal	4/2	New Orleans, La.	North Carolina ⁸	L	77-81	20 - Banchemo

2023 | EAST REGIONAL | NO. 5 SEED

First Round	3/16	Orlando, Fla.	Oral Roberts ¹²	W	74-51	23 - Roach
Second Round	3/18	Orlando, Fla.	Tennessee ⁴	L	52-65	16 - Proctor

2024 | SOUTH REGIONAL | NO. 4 SEED

First Round	3/22	Brooklyn, N.Y.	Vermont ¹³	W	64-47	15 - McCain/Mitchell
Second Round	3/24	Brooklyn, N.Y.	James Madison ¹²	W	93-55	30 - McCain
Reg. Semifinal	3/29	Dallas, Texas	Houston ¹	W	54-51	16 - Filipowski
Ref. Final	3/31	Dallas, Texas	NC State ¹¹	L	64-76	32 - McCain

2025 | EAST REGIONAL | NO. 1 SEED

First Round	3/21	Raleigh, N.C.	Mount St. Mary's ¹⁶	W	93-49	19 - Proctor
-------------	------	---------------	--------------------------------	---	-------	--------------


DUKE'S NCAA TOURNAMENT RESULTS

NCAA TOURNEY RECORDS BY STATE

California	2-3
Colorado	1-1
District of Columbia	2-2
Florida	7-3
Georgia	4-1
Illinois	1-1
Indiana	10-2
Louisiana	0-1
Kentucky	4-3
Maryland	3-1
Michigan	2-0
Minnesota	6-0
Missouri	2-3
Nebraska	1-1
New Jersey	10-0
New York	3-3
North Carolina	35-6
Ohio	0-1
Pennsylvania	8-0
Rhode Island	4-0
South Carolina	6-1
Tennessee	2-0
Texas	7-5
Utah	2-0
Washington	0-2

NCAA TOURNAMENT RECORDS BY CONFERENCE

American Athletic	1-0	Metro	0-1
America East	4-0	Mid-American	1-1
Atlantic Coast	3-2	Midwestern	4-0
Atlantic 10	8-0	Missouri Valley	3-0
A-Sun	1-1	Mountain West	2-0
Big East	10-8	Northeast	2-0
Big Eight	2-1	Ohio Valley	1-0
Big South	3-0	Patriot	0-1
Big Ten	16-5	Pac-12	7-5
Big 12	7-2	Southeastern	6-8
Big West	2-1	Southwest	3-0
Colonial	3-1	Southwestern Athletic	5-0
East Coast	3-0	Summit League	2-0
ECAC	1-0	Sun Belt	3-0
Great Midwest	1-0	West Coast	2-0
Horizon League	2-0	Western Athletic	2-0
Independents	6-4	Yankee	1-0
Ivy League	4-0	<i>Conference based on what league opponent was in at the time of the game</i>	
Metro Atlantic Athletic	2-0		



The 2021-22 season marked the 30th anniversary of Duke's 1992 National Championship, and "The Shot" to beat Kentucky in the Elite Eight.

NCAA TOURNAMENT RECORDS BY OPPONENT

Alabama State	1-0	Lehigh	0-1	Richmond	1-0
Albany	1-0	Louisiana Monroe	1-0	Robert Morris	1-0
Arizona	1-1	Louisiana State	0-1	San Diego State	1-0
Arkansas	2-1	Louisville	0-2	St. John's	2-1
Arkansas Pine-Bluff	1-0	Loyola (Ill.)	0-1	St. Joseph's	3-0
Baylor	1-0	Marquette	1-0	Seton Hall	2-1
Belmont	1-0	Maryland	1-0	South Carolina	0-1
Binghamton	1-0	Mercer	0-1	South Carolina State	1-0
Boston College	0-1	Michigan	3-0	Southern	1-0
Boston University	1-0	Michigan State	5-2	Southern Cal	1-0
Butler	1-0	Minnesota	1-0	Southern Illinois	1-0
Cal State Fullerton	1-0	Mississippi State	1-0	SMU	1-0
California	1-1	Mississippi Valley State	1-0	SW Missouri State	1-0
Campbell	1-0	Missouri	1-0	Syracuse	3-0
Central Michigan	1-0	Monmouth	1-0	Temple	2-0
Colorado State	1-0	Mount St. Mary's	1-0	Tennessee	0-1
Connecticut	3-2	Murray State	1-0	Texas	1-0
Creighton	1-0	Navy	1-0	Texas A&M	1-0
Delaware State	1-0	Nevada-Las Vegas	1-1	Texas Southern	1-0
DePaul	1-0	NC State	0-1	Texas Tech	1-0
Eastern Michigan	0-1	New York	1-1	Troy	1-0
Florida	1-1	North Carolina	0-1	Tulsa	1-0
Florida A&M	1-0	North Dakota State	1-0	UCF	1-0
Georgetown	1-0	Notre Dame	2-0	UCLA	2-1
George Washington	1-0	Oklahoma State	1-0	UNC Wilmington	1-0
Gonzaga	1-0	Old Dominion	1-0	Utah	2-0
Hampton	1-0	Oral Roberts	1-0	VCU	0-1
Houston	1-0	Oregon	0-1	Vermont	1-0
Illinois	1-0	Oregon State	1-0	Villanova	2-2
Indiana	1-2	Pennsylvania	2-0	Virginia Tech	1-0
Iona	1-0	Pepperdine	1-0	Washington	0-1
Iowa	2-0	Princeton	1-0	West Virginia	2-1
James Madison	1-0	Providence	0-1	Winthrop	1-0
Kansas	3-3	Purdue	2-1	Wisconsin	1-0
Kentucky	2-3	Radford	1-0	Xavier	2-0
Lamar	1-0	Rhode Island	3-0	Yale	1-0

DUKE'S NCAA TOURNAMENT RECORDS | GAME

TEAM

MOST POINTS SCORED

Duke	vs. Southern Illinois, 3/18/1993	105
Opp	2x; last by Kentucky, 3/28/1992	103

FEWEST POINTS SCORED

Duke	vs. Pennsylvania, 3/8/1980	52
	vs. Tennessee, 3/18/2023	52
Opp	by Winthrop, 3/14/2002	37

LARGEST VICTORY MARGIN

Duke	vs. Connecticut, 3/14/1964	[101-54] 47
	vs. Winthrop, 3/14/2002	[84-37] 47
Opp	by UNLV, 4/2/1990	[101-71] 30

LARGEST HALFTIME MARGIN

Duke	vs. Winthrop, 3/14/2002	[52-15] 37
------	-------------------------	------------

MOST FIELD GOALS MADE

Duke	2x; last vs. Northeast Louisiana, 3/14/1991	43
Opp	by Kentucky, 3/27/1978	39

MOST FIELD GOAL ATTEMPTS

Duke	vs. Loyola-Chicago, 3/22/1963	82
Opp	by Oregon State, 3/23/1963	87

HIGHEST FIELD GOAL PCT.

Duke	vs. Southern Illinois, 3/18/1993	.632
Opp	by Washington, 3/18/1984	.705

FEWEST FIELD GOALS MADE

Duke	2x; last vs. Villanova, 3/26/2009	16
Opp	2x; by Creighton, 3/24/2013	16

FEWEST FIELD GOAL ATTEMPTS

Duke	vs. Texas A&M, 3/12/1987	36
Opp	by Mercer, 3/21/2014	45

MOST 3-POINT FIELD GOALS

Duke	vs. Monmouth, 3/15/2001	18
Opp	vs. Kansas, 3/25/2018	13

MOST 3-POINT ATTEMPTS

Duke	vs. Monmouth, 3/15/2001	38
Opp	vs. Kansas, 3/25/2018	36

HIGHEST 3-POINT PCT.

Duke	vs. Southern Illinois, 3/18/1993	.737 (14-of-19)
Opp	by Arizona, 3/24/2011	.600 (9-of-15)

MOST FREE THROWS MADE

Duke	vs. Seton Hall, 3/20/2004	34
Opp	by South Carolina, 3/19/2017	27

MOST FREE THROW ATTEMPTS

Duke	vs. UNC Wilmington, 3/17/2016	43
Opp	by Villanova, 3/8/1955	42

HIGHEST FREE THROW PCT.

Duke	vs. Michigan State, 3/29/2013	.923
	vs. Mercer, 3/21/2014	.923
Opp	by Temple, 3/26/1988	.929

Minimum 10 free throws attempted

MOST REBOUNDS

Duke	vs. Connecticut, 3/14/1964	60
Opp	by Oregon State, 3/23/1963	54

MOST ASSISTS

Duke	vs. Robert Morris, 3/20/2015	28
Opp	by UCLA, 3/21/1964	22

MOST STEALS

Duke	4x; last vs. UCLA, 3/22/2001	17
Opp	by UNLV, 4/2/1990	16

MOST BLOCKED SHOTS

Duke	vs. Temple, 3/26/1988	11
Opp	by Iowa, 3/21/1992	10

INDIVIDUAL

POINTS

1.	Jeff Mullins vs. Villanova, 3/13/1964	43
2.	Danny Ferry vs. Seton Hall, 4/1/1989	34
	Jason Williams vs. UCLA, 3/22/2001	34
4.	Bobby Hurley vs. California, 3/20/1993	32
	Zion Williamson vs. UCF, 3/24/2019	32
	Jared McCain vs. NC State, 3/31/2024	32
7.	Kevin Strickland vs. SMU, 3/19/1988	31
	Christian Laettner vs. Kentucky, 3/28/1992	31
	Jason Williams vs. Missouri, 3/17/2001	31

FIELD GOALS MADE

1.	Jeff Mullins vs. Villanova, 3/13/1964	19
2.	Jeff Mullins vs. Connecticut, 3/14/1964	14
3.	Mike Gminski vs. Notre Dame, 3/25/1978	13
	Johnny Dawkins vs. Navy, 3/23/1986	13
	Danny Ferry vs. Seton Hall, 4/1/1989	13

FIELD GOALS ATTEMPTED

1.	Art Heyman vs. Loyola-Chicago, 3/22/1963	30
2.	Danny Ferry vs. Seton Hall, 4/1/1989	29
3.	Jeff Mullins vs. Villanova, 3/13/1964	28
4.	Jack Marin vs. Utah, 3/19/1966	26
	Jason Williams vs. USC, 3/24/01	26

FIELD GOAL PCT.

1.	Christian Laettner vs. Kentucky, 3/28/1992	[10-10] 1.000
2.	Marshall Plumlee vs. UNC Wilmington, 3/17/2016	[9-10] .900
3.	Johnny Dawkins vs. Old Dominion, 3/15/1986	[10-12] .833
4.	Mason Plumlee vs. Albany, 3/22/2013	[9-11] .818
	Jahlil Okafor vs. Robert Morris, 3/20/2015	[9-11] .818

Minimum 10 field goal attempts

3-POINT FIELD GOALS MADE

1.	Jared McCain vs. JMU, 3/24/2024	8
2.	Quinn Cook vs. Mercer, 3/21/2014	7
3.	Phil Henderson vs. UCLA, 3/22/1990	6
	Bobby Hurley vs. Indiana, 4/4/1992	6
	Bobby Hurley vs. Southern Illinois, 3/18/1993	6
	Bobby Hurley vs. California, 3/20/1993	6
	Jason Williams vs. UCLA, 3/22/2001	6
	Jason Williams vs. Monmouth, 3/15/2001	6
	Seth Curry vs. Michigan State, 3/29/2013	6
	Quinn Cook vs. Robert Morris, 3/20/2015	6
	Tyrese Proctor vs. Mount St. Mary's, 3/21/2024	6

3-POINT FIELD GOAL ATTEMPTS

1.	Bobby Hurley vs. California, 3/20/1993	18
2.	Jason Williams vs. UCLA, 3/22/2001	13
3.	Jason Williams vs. Missouri, 3/17/2001	12
	J.J. Redick vs. Alabama State, 3/18/2004	12
	Rasheed Sulaimon vs. Mercer, 3/21/2014	12

3-POINT FIELD GOAL PCT.

1.	Bobby Hurley vs. Southern Illinois, 3/18/1993	[6-7] .857
2.	Trajan Langdon vs. Temple, 3/21/1999	[5-6] .833
3.	Jeff Capel vs. Providence, 3/16/1997	[4-5] .800
	Trevon Duval vs. Iowa, 3/15/2018	[4-5] .800
5.	Tyrese Proctor vs. Mount St. Mary's, 3/21/2025	[6-8] .750

Minimum five three-point field goal attempts

FREE THROWS MADE

1.	Grayson Allen vs. UNC Wilmington, 3/17/2016	15
2.	Jim Spanarkel vs. Notre Dame, 3/25/1978	12
	Christian Laettner vs. Kansas, 4/1/1991	12
	Shane Battier vs. Missouri, 3/17/2001	12
	Rasheed Sulaimon vs. Michigan State, 3/29/2013	12

FREE THROWS ATTEMPTED

1.	Grayson Allen vs. UNC Wilmington, 3/17/2016	17
2.	Art Heyman vs. St. Joseph's, 3/16/1963	15
3.	Art Heyman vs. New York, 3/15/1963	14
	David Henderson vs. Pepperdine, 3/15/1985	14
	Shelden Williams vs. Delaware State, 3/18/2005	14
	Rasheed Sulaimon vs. Michigan State, 3/29/2013	14

FREE THROW PCT.

1.	Jim Spanarkel vs. Notre Dame, 3/25/1978	[12-12] 1.000
	Christian Laettner vs. Kansas, 4/1/1991	[12-12] 1.000
	Jared McCain vs. NC State, 3/31/2024	[11-11] 1.000
	Christian Laettner vs. Kentucky, 3/28/1992	[10-10] 1.000
	Shelden Williams vs. G. Washington, 3/18/2006	[9-9] 1.000
	Jon Scheyer vs. West Virginia, 3/22/2008	[9-9] 1.000
	Bobby Hurley vs. California, 3/20/1993	[8-8] 1.000
	Luke Kennard vs. South Carolina, 3/19/2017	[8-8] 1.000

Minimum eight made free throws

REBOUNDS

1.	Jay Buckley vs. St. Joseph's, 3/16/1963	18
	Shelden Williams vs. Southern, 3/16/2006	18
3.	Jay Buckley vs. New York University, 3/15/1963	16
4.	Mike Lewis vs. St. Joseph's, 3/11/1966	15
	Jack Marin vs. St. Joseph's, 3/11/1966	15
	Elton Brand vs. Michigan State, 3/27/1999	15
	Shelden Williams vs. Mississippi State, 3/20/2005	15
	Amile Jefferson vs. South Carolina, 3/19/2017	15

ASSISTS

1.	Quinn Snyder vs. SMU, 3/19/1988	12
2.	Quinn Cook vs. Albany, 3/22/2013	11
	RJ Barrett vs. Virginia Tech, 3/29/2019	11
4.	Bobby Hurley vs. Campbell, 3/19/1992	10
	Bobby Hurley vs. Kentucky, 3/28/1992	10
6.	Chris Duhon vs. Monmouth, 3/15/2001	9
	Jason Williams vs. Missouri, 3/17/2001	9
	Grayson Allen vs. Iowa, 3/15/2018	9

STEALS

1.	Grant Hill vs. California, 3/20/1993	8
2.	Tommy Amaker vs. Old Dominion, 3/15/1986	7
	Tommy Amaker vs. Louisville, 3/31/1986	7
4.	Phil Henderson vs. Richmond, 3/16/1990	6
	Grant Hill vs. Iowa, 3/16/1991	6
	Chris Duhon vs. Central Michigan, 3/22/03	6

BLOCKED SHOTS

1.	Shane Battier vs. Kansas, 3/19/2000	8
2.	Mike Gminski vs. Pennsylvania, 3/17/1978	7
	Shelden Williams vs. George Washington, 3/18/2006	7
4.	Amile Jefferson vs. South Carolina, 3/19/2017	6
	Dereck Lively II vs. Oral Roberts, 3/16/2023	6
6.	Cherokee Parks vs. Marquette, 3/24/1994	5
	Elton Brand vs. SW Missouri State, 3/19/1999	5
	Casey Sanders vs. Colorado State, 3/20/2003	5
	Casey Sanders vs. Kansas, 3/27/2003	5
	Shelden Williams vs. Xavier, 3/28/04	5
	Josh McRoberts vs. VCU, 3/15/2007	5
	Marshall Plumlee vs. Yale, 3/19/2016	5
	Mark Williams vs. Cal State Fullerton, 3/18/2022	5
	Mark Williams vs. Michigan State, 3/20/2022	5

MINUTES PLAYED

1.	Bobby Hurley vs. Kentucky, 3/28/1992	45
	Grayson Allen vs. Kansas, 3/25/2018	45
3.	Gary Trent, Jr. vs. Kansas, 3/25/2018	44
	Marvin Bagley III vs. Kansas, 3/23/2018	44
5.	Bobby Hurley vs. Connecticut, 3/24/1990	43
	Christian Laettner vs. Kentucky, 3/28/1992	43
	Trevon Duval vs. Kansas, 3/25/2018	43

DUKE'S NCAA TOURNAMENT RECORDS | SEASON

POINTS

1.	Jason Williams, 2001	154
2.	Johnny Dawkins, 1986	153
3.	Shane Battier, 2001	135
4.	Phil Henderson, 1990	130
5.	Christian Laettner, 1991	125

POINTS PER GAME (MIN. TWO GAMES)

1.	Jeff Mullins, 1964	29.0
2.	Bobby Hurley, 1993	28.5
3.	Zion Williamson, 2019	26.0
4.	Jason Williams, 2001	25.7
5.	Johnny Dawkins, 1986	25.5
	Jeff Capel, 1997	25.5

FIELD GOALS MADE

1.	Johnny Dawkins, 1986	66
2.	Jason Williams, 2001	52
3.	Jeff Mullins, 1964	50
4.	Phil Henderson, 1990	48
5.	Mike Gminski, 1978	45
	Zion Williamson, 2019	45

FIELD GOAL ATTEMPTS

1.	Jason Williams, 2001	113
2.	Johnny Dawkins, 1986	110
3.	Phil Henderson, 1990	105
4.	Nolan Smith, 2010	93
5.	Jeff Mullins, 1964	91

FIELD GOAL PERCENTAGE (MIN. 25 FG)

1.	Mark Williams, 2022	[29-36] .806
2.	Christian Laettner, 1989	[26-33] .788
3.	Marvin Bagley III, 2018	[31-45] .689
4.	Alaa Abdelnaby, 1990	[42-64] .656
5.	Elton Brand, 1999	[37-57] .649

THREE-POINT FIELD GOALS MADE

1.	Jason Williams, 2001	23
2.	Phil Henderson, 1990	17
	Trajan Langdon, 1999	17
4.	Jon Scheyer, 2010	16
	Jared McCain, 2024	16
6.	Bobby Hurley, 1992	15
	William Avery, 1999	15
	Shane Battier, 2001	15
	J.J. Redick, 2004	15

THREE-POINT FIELD GOAL ATTEMPTS

1.	Jason Williams, 2001	66
2.	Phil Henderson, 1990	44
3.	Jon Scheyer, 2010	43
4.	Shane Battier, 2001	42
	J.J. Redick, 2004	42

THREE-POINT FIELD GOAL PERCENTAGE (MIN. 10 3FG)

1.	Trajan Langdon, 1999	[17-32] .531
2.	Paolo Banchemo, 2023	[10-19] .526
3.	Jared McCain, 2024	[11-21] .524
4.	William Avery, 1999	[15-29] .517
5.	Seth Curry, 2013	[12-24] .500
	Jared McCain, 2024	[16-32] .500
7.	Bobby Hurley, 1992	[15-31] .484

FREE THROWS MADE

1.	Christian Laettner, 1991	49
2.	Christian Laettner, 1990	42
3.	Shane Battier, 2001	38
4.	Art Heyman, 1963	35
5.	Jim Spanarkel, 1978	32

FREE THROWS ATTEMPTED

1.	Christian Laettner, 1991	54
2.	Christian Laettner, 1990	52
3.	Art Heyman, 1963	51
4.	Shane Battier, 2001	45
5.	Elton Brand, 1999	40

FREE THROW PERCENTAGE (MIN. 20 FT)

1.	Tyus Jones, 2015	[22-24] .917
2.	Kyrie Irving, 2011	[21-23] .913
3.	Christian Laettner, 1991	[49-54] .907
4.	Jon Scheyer, 2010	[26-29] .897
5.	Gerald Henderson, 2009	[21-24] .875

REBOUNDS

1.	Shane Battier, 2001	61
2.	Brian Zoubek, 2010	60
3.	Christian Laettner, 1990	56
	Justise Winslow, 2015	56
5.	Cherokee Parks, 1994	55
	Elton Brand, 1999	55

REBOUNDS PER GAME (MIN. TWO GAMES)

1.	Shelden Williams, 2006	15.0
2.	Shelden Williams, 2005	11.3
3.	RJ Barrett, 2019	11.0
3.	Art Heyman, 1963	10.5
	Amile Jefferson, 2017	10.5
5.	Shane Battier, 2001	10.2

ASSISTS

1.	Bobby Hurley, 1992	47
2.	Bobby Hurley, 1991	43
3.	Bobby Hurley, 1990	39
4.	Grant Hill, 1994	34
5.	Tommy Amaker, 1986	32

ASSISTS PER GAME (MIN. TWO GAMES)

1.	Bobby Hurley, 1993	8.0
2.	Bobby Hurley, 1992	7.8
3.	Bobby Hurley, 1991	7.2
4.	Jason Williams, 2000	6.7
5.	Bobby Hurley, 1990	6.5

STEALS

1.	Tommy Amaker, 1986	18
2.	Grant Hill, 1991	15
3.	Chris Duhon, 2001	14
	Jason Williams, 2001	14
5.	Mark Alarie, 1986	13
	Christian Laettner, 1992	13

STEALS PER GAME (MIN. TWO GAMES)

1.	Grant Hill, 1993	4.5
2.	Tommy Amaker, 1985	3.5
	Gerald Henderson, 2008	3.5
4.	Chris Duhon, 2003	3.3
	Daniel Ewing, 2005	3.3

BLOCKS

1.	Shane Battier, 2001	16
	Mark Williams, 2022	16
3.	Shelden Williams, 2006	15
4.	Mike Gminski, 1978	13
	Shane Battier, 2000	13
6.	Elton Brand, 1999	12
	Casey Peters, 2003	12

BLOCKS PER GAME (MIN. TWO GAMES)

1.	Shelden Williams, 2006	5.0
2.	Amile Jefferson, 2017	4.5
3.	Shane Battier, 2000	4.3
4.	Casey Peters, 2003	4.0
	Dereck Lively II, 2023	4.0
6.	Mark Williams, 2022	3.2

MINUTES PLAYED

1.	Bobby Hurley, 1992	230
2.	Nolan Smith, 2010	227
3.	Shane Battier, 2001	225
4.	Jon Scheyer, 2010	225
5.	Christian Laettner, 1992	223

MINUTES PER GAME (MIN. TWO GAMES)

1.	Tommy Amaker, 1987	40.0
	Grayson Allen, 2016	40.0
3.	Brandon Ingram, 2016	39.7
4.	Johnny Dawkins, 1985	39.5
	Grayson Allen, 2018	39.5

DUKE'S NCAA TOURNAMENT RECORDS | CAREER

POINTS

1. Christian Laettner, 1989-92	407
2. Shane Battier, 1998-01	278
3. Danny Ferry, 1986-89	269
Grant Hill, 1991-94	269
5. Jason Williams, 2000-02	243
6. Bobby Hurley, 1990-93	239
7. Phil Henderson, 1988-91	233
8. J.J. Redick, 2003-06	223
9. Johnny Dawkins, 1983-86	214
10. Kyle Singler, 2008-11	209

SCORING AVERAGE

	<i>G</i>	<i>Pts</i>	<i>Avg</i>
1. Jeff Mullins, 1962-64	8	200	25.0
2. Johnny Dawkins, 1983-86	9	214	23.8
3. Jason Williams, 2000-02	12	243	20.3
4. Mike Gminski, 1977-80	9	178	19.8
5. Christian Laettner, 1989-92	23	407	17.7
6. Gene Banks, 1978-80	9	153	17.0
7. Roshown McLeod, 1997-98	6	97	16.2
8. J.J. Redick, 2003-06	14	223	15.9
Mark Alarie, 1983-86	9	143	15.9
10. Jack Marin, 1964-66	8	122	15.3

FIELD GOALS MADE

1. Christian Laettner, 1989-92	128
2. Grant Hill, 1991-94	103
3. Danny Ferry, 1986-89	101
4. Shane Battier, 1998-01	88
5. Phil Henderson, 1988-91	86
Johnny Dawkins, 1983-86	86

FIELD GOAL ATTEMPTS

1. Danny Ferry, 1986-89	218
2. Christian Laettner, 1989-92	213
3. Jason Williams, 2000-02	207
4. Grant Hill, 1991-94	196
5. Phil Henderson, 1988-90	193

FIELD GOAL PCT.

	<i>FG</i>	<i>FGA</i>	<i>Pct</i>
1. Mark Williams, 2023	29	36	.806
2. Mason Plumlee, 2010-13	46	65	.708
3. Kenny Dennard, 1978-80	28	43	.651
4. Carlos Boozer, 2000-02	47	75	.627
5. Elton Brand, 1998-99	55	88	.625
6. Alaa Abdelnaby, 1987-90	63	102	.618
7. Christian Laettner, 1989-92	128	213	.601

Minimum 25 field goals made

3-POINT FIELD GOALS MADE

1. Bobby Hurley, 1990-93	42
2. J.J. Redick, 2003-06	39
3. Jason Williams, 2000-02	36
4. Trajan Langdon, 1995-99	28
Daniel Ewing, 2002-05	28

3-POINT FIELD GOAL ATTEMPTS

1. J.J. Redick, 2003-06	115
2. Jason Williams, 2000-02	112
3. Bobby Hurley, 1990-93	96
4. Shane Battier, 1998-01	73
5. Grayson Allen, 2015-18	71

3-POINT FIELD GOAL PCT.

	<i>3FG</i>	<i>3FGA</i>	<i>Pct</i>
1. William Avery, 1998-99	20	37	.541
2. Jeff Capel, 1994-97	19	38	.500
3. Daniel Ewing, 2002-05	28	61	.459
4. Bobby Hurley, 1990-93	42	96	.438
5. Kyle Singler, 2008-11	25	61	.410
6. Chris Collins, 1993-96	16	40	.400
Trajan Langdon, 1995-97	28	70	.400
Nolan Smith, 2008-11	18	45	.400
Seth Curry, 2011-13	16	40	.400

Minimum 15 three-point field goals made

FREE THROWS MADE

1. Christian Laettner, 1989-92	142
2. Shane Battier, 1998-01	75
3. Shelden Williams, 2003-06	67
4. Bobby Hurley, 1990-93	59
5. Danny Ferry, 1986-89	57

FREE THROWS ATTEMPTED

1. Christian Laettner, 1989-92	167
2. Shane Battier, 1998-01	91
3. Shelden Williams, 2003-06	86
4. Grant Hill, 1991-94	83
5. Brian Davis, 1989-92	82

FREE THROW PCT.

	<i>FT</i>	<i>FTA</i>	<i>Pct</i>
1. Mark Alarie, 1983-86	37	43	.860
2. Mike Gminski, 1977-80	36	42	.857
J.J. Redick, 2003-06	42	49	.857
4. Christian Laettner, 1989-92	142	167	.850
5. Grayson Allen, 2015-18	51	61	.836

Minimum 35 free throws made

REBOUNDS (SINCE 1973)

1. Christian Laettner, 1989-92	169
2. Shelden Williams, 2003-06	144
3. Shane Battier, 1998-01	135
4. Grant Hill, 1991-94	134
5. Danny Ferry, 1986-89	131

REBOUND AVERAGE

	<i>G</i>	<i>Reb</i>	<i>Avg</i>
1. Jay Buckley, 1962-64	8	95	11.9
2. Shelden Williams, 2003-06	14	144	10.3
3. Elton Brand, 1998-99	10	86	8.6
4. Gene Banks, 1978-81	9	76	8.4
5. Mike Gminski, 1977-80	9	75	8.3
Mark Alarie, 1983-86	9	75	8.3

ASSISTS

1. Bobby Hurley, 1990-93	145
2. Grant Hill, 1991-94	86
3. Chris Duhon, 2001-04	79
4. Quin Snyder, 1986-89	69
5. Jason Williams, 2000-02	66

ASSISTS PER GAME

	<i>G</i>	<i>Ast</i>	<i>Avg</i>
1. Bobby Hurley, 1990-93	20	145	7.3
2. Jason Williams, 2000-02	12	66	5.5
3. Quinn Cook, 2012-13	5	26	5.2
4. Tommy Amaker, 1984-87	12	57	4.8
5. Chris Duhon, 2001-04	17	79	4.7
6. Quin Snyder, 1986-89	16	69	4.3
Grant Hill, 1991-94	20	86	4.3

BLOCKED SHOTS

1. Shane Battier, 1998-01	42
2. Shelden Williams, 2003-06	41
3. Cherokee Parks, 1992-95	25
4. Grant Hill, 1991-94	23
Casey Sanders, 2000-03	23

BLOCKED SHOTS PER GAME

	<i>G</i>	<i>Blk</i>	<i>Avg</i>
1. Shelden Williams, 2003-06	14	41	2.9
2. Mike Gminski, 1977-80	9	22	2.4
3. Shane Battier, 1998-01	19	42	2.2
4. Cherokee Parks, 1992-95	14	25	1.8
5. Elton Brand, 1998-99	10	17	1.7

STEALS

1. Grant Hill, 1991-94	39
2. Chris Duhon, 2001-04	38
3. Tommy Amaker, 1984-87	36
4. Christian Laettner, Duke, 1989-92	32
Bobby Hurley, 1990-93	32

STEALS PER GAME

	<i>G</i>	<i>Stl</i>	<i>Avg</i>
1. Tommy Amaker, 1984-89	12	36	3.0
2. Jason Williams, 2000-03	12	31	2.6
3. Chris Duhon, 2001-04	17	38	2.2
4. Grant Hill, 1991-94	20	39	2.0
5. Daniel Ewing, 2002-05	14	27	1.9

GAMES PLAYED

1. Christian Laettner, 1989-92	23
2. Greg Koubek, 1988-91	22
Brian Davis, 1989-92	22
4. Thomas Hill, 1990-93	20
Bobby Hurley, 1990-93	20
Grant Hill, 1991-94	20
Antonio Lang, 1991-94	20

GAMES STARTED

1. Christian Laettner, 1989-92	23
2. Bobby Hurley, 1990-93	20
3. Chris Duhon, 2001-04	17
4. Robert Brickley, 1987-90	16
5. Grant Hill, 1991-94	15
Chris Carrawell, 1997-00	15
Shane Battier, 1998-01	15

DUKE'S NCAA TOURNAMENT FRESHMAN RECORDS | GAME

POINTS

1.	Zion Williamson vs UCF, 3/22/2019	32
	Jared McCain vs. NC State, 3/31/2024	32
3.	Jared McCain vs. JMU, 3/24/2024	30
4.	Kyrie Irving vs. Arizona, 3/24/2011	28
5.	J.J. Redick vs. Central Michigan, 3/22/2003	26
	Jahlil Okafor vs. San Diego State, 3/22/2015	26
	RJ Barrett vs. North Dakota St., 3/22/2019	26
8.	Brandon Ingram vs. Yale, 3/19/2016	25
	Zion Williamson vs. North Dakota St., 3/22/2019	25
10.	Christian Laettner vs. Georgetown, 3/26/1989	24
	Brandon Ingram vs. Oregon, 3/24/2016	24
	Zion Williamson vs. Michigan State, 3/31/2019	24

FIELD GOALS MADE

1.	Jahlil Okafor vs. San Diego State, 3/22/2015	12
	Zion Williamson vs. North Dakota St., 3/22/2019	12
	Zion Williamson vs UCF, 3/24/2019	12
4.	Zion Williamson vs. Virginia Tech, 3/29/2019	11
5.	Elton Brand vs. Syracuse, 3/20/1998	10
	Marvin Bagley III vs. Iona, 3/15/2018	10
	Zion Williamson vs. Michigan State, 3/31/2019	10
	Jared McCain vs. JMU, 3/24/2024	10
9.	Christian Laettner vs. Georgetown, 3/26/1989	9
	J.J. Redick vs. Central Michigan, 3/22/2003	9
	Kyrie Irving vs. Arizona, 3/24/2011	9
	Jahlil Okafor vs. Robert Morris, 3/20/2015	9
	Brandon Ingram vs. Oregon, 3/24/2016	9
	RJ Barrett vs North Dakota St., 3/22/19	9

FIELD GOAL ATTEMPTS

1.	Zion Williamson vs. UCF, 3/24/2019	24
2.	Jason Williams vs. Florida, 3/24/2000	20
	Brandon Ingram vs. Oregon, 3/24/2016	20
4.	Brandon Ingram vs. Yale, 3/19/2016	19
	Zion Williamson vs. Michigan State, 3/31/2019	19
6.	RJ Barrett vs. North Dakota St., 3/22/19	18
7.	Gene Banks vs. Pennsylvania, 3/17/1978	17
	RJ Barrett vs. Virginia Tech, 3/29/2019	17
	RJ Barrett vs. Michigan State, 3/31/2019	17
	Paolo Banchero vs. North Carolina, 4/2/22	17

FIELD GOAL PERCENTAGE (MIN. 10 FGA)

1.	Christian Laettner vs. Georgetown, 3/26/1989	[9-10] .900
2.	Jahlil Okafor vs. Robert Morris, 3/20/2015	[9-11] .818
3.	Marvin Bagley III vs. Iona, 3/15/2018	[8-10] .800
4.	Zion Williamson vs. Virginia Tech, 3/29/2019	[11-14] .786
5.	Jahlil Okafor vs. San Diego St., 3/22/2015	[12-16] .750
	Zion Williamson vs. North Dakota St., 3/22/2019	[12-16] .750
7.	Elton Brand vs. Syracuse, 3/20/1998	[10-14] .714
	Marvin Bagley III vs. Rhode Island, 3/17/2018	[10-14] .714
9.	J.J. Redick vs. Central Mich., 3/22/2003	[9-13] .692
10.	Kenny Dennard vs. Villanova, 3/19/1978	[8-12] .667
	Marvin Bagley III vs. Syracuse, 3/23/2018	[8-12] .667
	Jared McCain vs. JMU, 3/24/2024	[10-15] .667

THREE-POINT FIELD GOALS MADE

1.	Jared McCain vs. JMU, 3/24/2024	8
2.	J.J. Redick vs. Central Michigan, 3/22/2003	5
	Tre Jones vs. Virginia Tech, 3/29/2019	5
	Jared McCain vs. NC State, 3/31/2024	5
5.	Daniel Ewing vs. Notre Dame, 3/16/2002	4
	Trevon Duval vs. Iona, 3/15/2018	4
	Gary Trent, Jr. vs. Iona, 3/15/2018	4
	Gary Trent, Jr. vs Rhode Island, 3/17/2018	4
9.	13x, last Paolo Banchero vs. Texas Tech, 3/24/2022	3

THREE-POINT FIELD GOAL ATTEMPTS

1.	Grayson Allen vs.. Syracuse, 3/23/2018	14
2.	J.J. Redick vs. Kansas, 3/27/2003	11
	Jared McCain vs. JMU, 3/24/2024	11
	Jared McCain vs. NC State, 3/31/2024	11
4.	Jason Williams vs. Florida, 3/24/2000	9
	Gary Trent, Jr. vs. Iona, 3/15/2018	9
	Gary Trent, Jr. vs Rhode Island, 3/17/2018	9
7.	Gary Trent, Jr. vs. Syracuse, 3/23/2018	8
8.	8x, last Tre Jones vs. Virginia Tech, 3/29//2019	7

THREE-POINT FIELD GOAL PERCENTAGE (MIN. 5 3FGA)

1.	Trevon Duval vs. Iona, 3/15/2018	[4-5] .800
2.	Jared McCain vs. JMU, 3/24/2024	[8-11] .727
3.	J.J. Redick vs. Central Michigan, 3/22/2003	[5-7] .714
	Tre Jones vs Virginia Tech, 3/29/2019	[5-7] .714
5.	William Avery vs. Syracuse, 3/20/1998	[3-5] .600
	Rasheed Sulaimon vs. Creighton, 3/24/2013	[3-5] .600
7.	Daniel Ewing vs. Notre Dame, 3/16/2002	[4-7] .571

FREE THROWS MADE

1.	Rasheed Sulaimon vs. Michigan State, 3/29/2013	12
2.	Jared McCain vs. NC State, 3/31/2024	11
3.	Gene Banks vs. Kentucky, 3/27/1978	10
4.	Kyrie Irving vs. Michigan, 3/20/2011	9
	Tyus Jones vs. Utah, 3/27/2015	9
	Justise Winslow vs. Michigan State, 4/4/2015	9
7.	J.J. Redick vs. Colorado State, 3/20/2003	8
	Kyrie Irving vs. Arizona, 3/24/2011	8
	Rasheed Sulaimon vs. Creighton, 3/24/2013	8
	Brandon Ingram vs. Yale, 3/19/2016	8
	Wendell Carter, Jr. vs. Syracuse, 3/23/2018	8

FREE THROWS ATTEMPTED

1.	Rasheed Sulaimon vs. Michigan State, 3/29/2013	14
2.	Gene Banks vs. Kentucky, 3/27/1978	12
3.	Justise Winslow vs. Michigan State, 4/4/2015	11
	Wendell Carter, Jr. vs. Syracuse, 3/23/2018	11
	Jared McCain vs. NC State, 3/31/2024	11
5.	Kyrie Irving vs. Michigan, 3/20/2011	10
	Austin Rivers vs. Lehigh, 3/16/2012	10
	Rasheed Sulaimon vs. Creighton, 3/24/2013	10
	Tyus Jones vs. Utah, 3/27/2015	10
	Brandon Ingram vs. UNC Wilmington, 3/17/2016	10
	Brandon Ingram vs. Yale, 3/19/2016	10
	Jayson Tatum vs. Troy, 3/17/2017	10

FREE THROW PERCENTAGE (MIN. 8 FTA)

1.	Jared McCain vs. NC State, 3/31/2024	[11-110] 1.000
2.	Kyrie Irving vs. Michigan, 3/20/2011	[9-10] .900
	Tyus Jones vs. Utah, 3/27/2015	[9-10] .900
4.	J.J. Redick vs. Colorado State, 3/20/2003	[8-9] .889
	Kyrie Irving vs. Arizona, 3/24/2011	[8-9] .889
6.	Luol Deng vs. Seton Hall, 3/20/2004	[7-8] .875
	Paolo Banchero vs. Arkansas, 3/26/2022	[7-8] .875
8.	Rasheed Sulaimon vs. Michigan State, 3/29/2013	[12-14] .857
9.	Gene Banks vs. Kentucky, 3/27/1978	[10-12] .833
10.	Justise Winslow vs. Michigan State, 4/4/2015	[9-11] .818

REBOUNDS

1.	Elton Brand vs. Syracuse, 3/20/1998	14
	RJ Barrett vs. North Dakota St., 3/22/2019	14
	Zion Williamson vs. Michigan State, 3/31/2019	14
4.	Carlos Boozer vs. Kansas, 3/19/2000	13
	Josh McRoberts vs. George Washington, 3/18/2006	13
6.	Gene Banks vs. Notre Dame, 3/25/1978	12
	Shelden Williams vs. Colorado State, 3/20/2003	12
	Luol Deng vs. Connecticut, 4/3/2004	12
	Justise Winslow vs. San Diego State, 3/22/2015	12
	Jayson Tatum vs. Troy, 3/17/2017	12
	Wendell Carter, Jr. vs. Syracuse, 3/23/2018	12

ASSISTS

1.	RJ Barrett vs. Virginia Tech, 3/29/2019	11
2.	Gene Banks vs. Villanova, 3/19/1978	9
	Tommy Amaker vs. Washington, 3/18/1984	9
	Bobby Hurley vs. UCLA, 3/22/1990	9
	Chris Duhon vs. Monmouth, 3/15/2001	9
	Grayson Allen vs. Iona, 3/15/2018	9
7.	Bobby Hurley vs. Connecticut, 3/24/1990	8
	William Avery vs. Radford, 3/13/1998	8
	Greg Paulus vs. Southern, 3/16/2006	8
	Trevon Duval vs. Iona, 3/15/2018	8
	Grayson Allen vs. Syracuse, 3/23/2018	8

STEALS

1.	Grant Hill vs. Iowa, 3/16/1991	6
2.	Gene Banks vs. Pennsylvania, 3/17/1978	4
	Bobby Hurley vs. Connecticut, 3/24/1990	4
	Jeff Capel vs. Michigan State, 3/20/1994	4
	Jason Williams vs. Kansas, 3/19/2000	4
	Chris Duhon vs. UCLA, 3/22/2001	4
	Greg Paulus vs. Southern, 3/16/2006	4
	Justise Winslow vs. San Diego State, 3/22/2015	4
	Jayson Tatum vs. Troy, 3/17/2017	4
	Kyle Filipowski vs. Oral Roberts, 3/16/2023	4

BLOCKS

1.	Dereck Lively II vs. Oral Roberts, 3/16/2023	6
2.	Josh McRoberts vs. Southern, 3/16/2006	4
	Jayson Tatum vs. Troy, 3/17/2017	4
4.	Christian Laettner vs. Minnesota, 3/24/1989	3
	Cherokee Parks vs. Iowa, 3/21/1992	3
	Shane Battier vs. Syracuse, 3/20/1998	3
	Shelden Williams vs. Colorado State, 3/20/2003	3
	Jahlil Okafor vs. San Diego State, 3/22/2015	3
	Justise Winslow vs. San Diego State, 3/22/2015	3
	Justise Winslow vs. Wisconsin, 4/6/2015	3
	Zion Williamson vs. Michigan State, 3/31/2019	3
	Patrick Ngongba II vs. Mount St. Mary's, 3/21/2025	3

MINUTES PLAYED

1.	Bobby Hurley vs. Connecticut, 3/24/1990	43
2.	Bobby Hurley vs. St. John's, 3/18/1990	40
	Jason Williams vs. Kansas, 3/19/2000	40
	Tyus Jones vs. Utah, 3/27/2015	40
	Brandon Ingram vs. Yale, 3/19/2016	40
	Brandon Ingram vs. Oregon, 3/24/2016	40
	Grayson Allen vs. Syracuse, 3/23/2018	40
	Gary Trent, Jr. vs. Syracuse, 3/23/2018	40
	Zion Williamson vs. UCF, 3/24/2019	40
	RJ Barrett vs. UCF, 3/24/2019	40
	Tre Jones vs. UCF, 3/24/2019	40
	Zion Williamson vs. Virginia Tech, 3/29/2019	40
	Tre Jones vs. Virginia Tech, 3/29/2019	40
	RJ Barrett vs. Michigan State, 3/31/2019	40
	Tre Jones vs. Michigan State, 3/31/2019	40
	Jared McCain vs. Houston, 3/29/2024	40
	Jared McCain vs. NC State, 3/31/2024	40

DUKE'S NCAA TOURNAMENT FRESHMAN RECORDS | SEASON

POINTS

1. Zion Williamson, 2019	104
2. Gene Banks, 1978	96
3. Paolo Banchero, 2023	94
4. Jahlil Okafor, 2015	90
5. Luol Deng, 2004	88
6. Justise Winslow, 2015	86
7. Jared McCain, 2024	84
8. Marvin Bagley III, 2018	82

POINTS PER GAME (MIN. TWO GAMES)

1. Zion Williamson, 2019	26.0
2. Jared McCain, 2024	21.0
3. Brandon Ingram, 2016	23.0
4. Marvin Bagley III, 2018	20.5
5. RJ Barrett, 2019	20.3
6. Gene Banks, 1978	19.2
7. Paolo Banchero, 2022	18.8
8. Kyrie Irving, 2011	17.7
9. Luol Deng, 2004	17.6

FIELD GOALS MADE

1. Zion Williamson, 2019	45
2. Jahlil Okafor, 2015	40
3. Gene Banks, 1978	35
Zion Williamson, 2019	35
5. Paoloa Banchero, 2023	34
6. Luol Deng, 2004	32
7. Marvin Bagley III, 2018	31
8. RJ Barrett, 2019	29
9. Justise Winslow, 2015	28

FIELD GOAL ATTEMPTS

1. Zion Williamson, 2019	73
2. Gene Banks, 1978	69
3. Paolo Banchero, 2022	68
4. RJ Barrett, 2019	67
5. Jahlil Okafor, 2015	63
6. Luol Deng, 2004	59
Tyus Jones, 2015	59
8. Jeff Capel, 1994	58

FIELD GOAL PERCENTAGE (MIN. 20 FG)

1. Christian Laettner, 1989	[26-33] .788
2. Marvin Bagley III, 2018	[31-45] .689
3. Jahlil Okafor, 2015	[40-63] .635
4. Zion Williamson, 2019	[45-73] .616
5. Jared McCain, 2024	[17-30] .567
6. Grant Hill, 1991	[22-40] .550
7. Luol Deng, 2004	[32-59] .542

THREE-POINT FIELD GOALS MADE

1. Jared McCain, 2024	16
2. Gary Trent, Jr., 2018	12
3. Jared McCain, 2024	11
4. Paolo Banchero, 2022	10
5. Jeff Capel, 1994	8
Justise Winslow, 2015	8
AJ Griffin, 2022	8
8. Chris Duhon, 2001	7
Daniel Ewing, 2002	7
Luol Deng, 2004	7
Trevon Duval, 2018	7
Zion Williamson, 2019	7
RJ Barrett, 2019	7
Cam Reddish, 2019	7

THREE-POINT FIELD GOAL ATTEMPTS

1. Gary Trent, Jr., 2018	36
2. Jared McCain, 2024	32
3. AJ Griffin, 2022	24
4. Jason Williams, 2000	22
5. J.J. Redick, 2003	21
Jared McCain, 2024	21
7. RJ Barrett, 2019	20
8. Paolo Banchero, 2022	19
9. Jeff Capel, 1994	18
Chris Duhon, 2001	18
Luol Deng, 2004	18
Trevon Duval, 2018	18
Tre Jones, 2019	18

THREE-POINT FIELD GOAL PERCENTAGE (MIN. 5 3FG)

1. William Avery, 1998	[5-8] .625
Dariq Whitehead, 2023	[5-8] .625
3. Daniel Ewing, 2002	[7-13] .538
4. Paolo Banchero, 2022	[10-19] .526
5. Jared McCain, 2024	[11-21] .524
6. Justise Winslow, 2015	[8-16] .500
Jared McCain, 2024	[16-32] .500
8. Jeff Capel, 1994	[8-18] .444
9. Cam Reddish, 2019	[6-18] .438
10. Zion Williamson, 2019	[7-17] .412
11. Chris Duhon, 2001	[7-18] .389
Luol Deng, 2004	[7-18] .389
Trevon Duval, 2018	[7-18] .389

FREE THROWS MADE

1. Gene Banks, 1978	26
2. Rasheed Sulaimon, 2013	25
3. Tyus Jones, 2015	22
Justise Winslow, 2015	22
5. Christian Laettner, 1989	21
Kyrie Irving, 2011	21

FREE THROWS ATTEMPTED

1. Gene Banks, 1978	32
Rasheed Sulaimon, 2013	32
3. Justise Winslow, 2015	29
4. Grant Hill, 1991	27
5. Christian Laettner, 1989	26
Brandon Ingram, 2016	26

FREE THROW PERCENTAGE (MIN. 15 FT)

1. Jared McCain	[18-19] .947
2. Tyus Jones, 2015	[22-24] .917
3. Kyrie Irving, 2011	[21-23] .913
4. Gene Banks, 1978	[26-32] .813
5. Christian Laettner, 1989	[21-26] .808
6. Rasheed Sulaimon, 2013	[25-32] .781

REBOUNDS

1. Justise Winslow, 2015	56
2. Gene Banks, 1978	50
3. Paolo Banchero, 2022	38
4. Luol Deng, 2004	37
5. Grant Hill, 1991	34
Jahlil Okafor, 2015	34
Zion Williamson, 2019	34

REBOUNDS PER GAME (MIN. TWO GAMES)

1. Dereck Lively II, 2023	11.5
2. Gene Banks, 1978	10.0
3. Justise Winslow, 2015	9.3
4. Carlos Boozer, 2000	9.0
Josh McRoberts, 2006	9.0
6. Zion Williamson, 2019	8.5
Kyle Filipowski, 2023	8.5
8. Marvin Bagley III, 2018	8.3
RJ Barrett, 2019	8.3

ASSISTS

1. Bobby Hurley, 1990	39
2. Chris Duhon, 2001	29
3. Tyus Jones, 2015	27
4. Trevon Duval, 2018	25
5. RJ Barrett, 2019	24
6. Jeff Capel, 1994	23

STEALS

1. Grant Hill, 1991	15
2. Chris Duhon, 2001	14
3. Tyus Jones, 2015	10
4. Bobby Hurley, 1990	9
Jason Williams, 2000	9
Justise Winslow, 2015	9

BLOCKS

1. Jahlil Okafor, 2015	10
Justise Winslow, 2015	10
3. Dereck Lively II, 2023	8
4. Josh McRoberts, 2006	7
Zion Williamson, 2019	7
6. Christian Laettner, 1989	6
Cherokee Parks, 1992	6
Shane Battier, 1998	6
Shelden Williams, 2003	6

MINUTES PLAYED

1. Bobby Hurley, 1990	222
2. Tyus Jones, 2015	220
3. Chris Duhon, 2001	203
4. Jeff Capel, 1994	200
5. Justise Winslow, 2015	188

MINUTES PER GAME (MIN. TWO GAMES)

1. Brandon Ingram, 2016	39.7
2. Jason Williams, 2000	38.3
3. RJ Barrett, 2019	38.2
4. Marvin Bagley III, 2018	37.5
5. Paolo Banchero, 2022	37.0
Bobby Hurley, 1990	37.0
7. Zion Williamson, 2019	36.8
8. Tyus Jones, 2015	36.7
Tre Jones, 2019	36.7



DUKE BASKETBALL

2024-25 RADIO/TV ROSTER



1 • CALEB FOSTER

G | 6-5 | 197 | So.
Harrisburg, N.C.
Notre Dame (Calif.)



2 • COOPER FLAGG

G/F | 6-9 | 205 | Fr.
Newport, Maine
Montverde Academy



3 • ISAIAH EVANS

G/F | 6-6 | 175 | Fr.
Fayetteville, N.C.
North Mecklenburg HS



5 • TYRESE PROCTOR

G | 6-6 | 183 | Jr.
Sydney, Australia
NBA Global Academy



6 • MALIQ BROWN

F | 6-9 | 222 | Jr.
Culpeper, Va.
Blue Ridge HS
Syracuse Univ.



7 • KON KNUEPPEL

G/F | 6-7 | 217 | Fr.
Milwaukee, Wis.
Wisconsin Lutheran HS



8 • DARREN HARRIS

G/F | 6-6 | 203 | Fr.
Herndon, Va.
St. Paul VI Catholic HS



9 • KHAMAN MALUACH

C | 7-2 | 250 | Fr.
Rumbek, South Sudan
NBA Academy Africa




13 • CAMERON SHEFFIELD

G/F | 6-6 | 204 | Gr.
Alpharetta, Ga.
Chattahoochee HS
Rice Univ.



14 • SION JAMES

G | 6-6 | 220 | Gr.
Sugar Hill, Ga.
Lanier HS
Tulane Univ.



18 • MASON GILLIS

F | 6-6 | 225 | Gr.
New Castle, Ind.
New Castle HS
Purdue Univ.



20 • NEAL BEGOVICH

F | 6-9 | 230 | Gr.
San Francisco, Calif.
St. Ignatius College Prep
Stanford Univ.



21 • PATRICK NGONGBA II

C | 6-11 | 250 | Fr.
Manassas, Va.
St. Paul VI Catholic HS




52 • STANLEY BORDEN

C | 7-0 | 241 | Sr.
Istanbul, Turkey
Istanbul Int'l Community School




55 • SPENCER HUBBARD

G | 5-8 | 157 | Gr.
Los Angeles, Calif.
Harvard Westlake HS



JON SCHEYER

Head Coach
Duke '10
12th Season at Duke / 3rd as Head Coach




CHRIS CARRAWELL

Associate Head Coach
Duke '00
7th Season at Duke



WILL AVERY

Assistant Coach
Duke '23
2nd Season at Duke



EMANUEL DILDY

Assistant Coach
Eastern Illinois '05
2nd Season at Duke



JUSTIN ROBINSON

Director of Player Development
Duke '19
2nd Season at Duke