

# UNIVERSITY OF HOUSTON BASKETBALL

ATHLETICS COMMUNICATIONS: 3204 Cullen Blvd. • Suite 2008 • Houston, TX • 77204 • Contact: Jeff Conrad (jaconrad@central.uh.edu) C: (713) 557-3841 • UHCougars.com

## #3/3 HOUSTON COUGARS (26-4 • 18-1 Big 12)

Charity Exhibition

Oct. 27 #13/15 TEXAS A&amp;M ESPN+ W, 79-64

Nov. 4 JACKSON STATE ESPN+ W, 97-40

Mattress Firm Battleground 2k24 (Toyota Center • Houston)

Nov. 9 vs. #11/11 Auburn ESPN+ L, 69-74

Nov. 13 LOUISIANA ESPN+ W, 91-45

Nov. 22 HOFSTRA ESPN+ W, 80-44

Players Era Tournament (MGM Grand Garden Arena • Las Vegas)

Nov. 26 vs. #9/9 Alabama TBS/Max L, 80-85 (OT)

Nov. 27 vs. Notre Dame TBS/Max W, 65-54

Nov. 30 vs. San Diego State TNT/Max L, 70-73 (OT)

## Big 12-BIG EAST Battle

Dec. 7 BUTLER ESPN2 W, 79-51

Dec. 10 TROY ESPN+ W, 62-42

Dec. 18 TOLEDO ESPN+ W, 78-49

Dec. 21 TEXAS A&amp;M-CORPUS CHRISTI CBSN W, 87-51

Dec. 30 \* at Oklahoma State ESPN+ W, 60-47

Jan. 4 \* BYU ESPN+ W, 86-55

Jan. 6 \* TCU ESPN2 W, 65-46

Jan. 11 \* at Kansas State ESPN+ W, 87-57

Jan. 15 \* rv/#25 WEST VIRGINIA ESPN+ W, 70-54

Jan. 18 \* at UCF CBSN W, 69-68

Jan. 21 \* UTAH ESPN+ W, 70-36

Jan. 25 \* at #12/11 Kansas ESPN W, 92-86 (2OT)

Jan. 29 \* at rv/rv West Virginia ESPN+ W, 63-49

Feb. 1 \* #22/19 TEXAS TECH ESPN2 L, 81-82 (OT)

Feb. 4 \* OKLAHOMA STATE ESPN+ W, 72-63

Feb. 8 \* at Colorado ESPN+ W, 69-59

Feb. 10 \* rv/rv BAYLOR ESPN W, 76-65

Feb. 15 \* at #13/13 Arizona ESPN W, 62-58

Feb. 18 \* at Arizona State ESPN2 W, 80-65

## ESPN College GameDay covered by State Farm

Feb. 22 \* #8/8 IOWA STATE ESPN W, 68-59

Feb. 24 \* at #9/10 Texas Tech ESPN W, 69-61

March 1 \* CINCINNATI CBS W, 73-64

Senior Night

March 3 \* KANSAS ESPN W, 65-59

March 8 \* at Baylor ESPN 9 p.m.

Phillips 66 Big 12 Championship (T-Mobile Center • Kansas City, Mo.)

March 13 vs. TBA (Quarterfinals) TBA 2 p.m.

March 14 vs. TBA (Semifinals) TBA 6 p.m.

March 15 vs. TBA (Title Game) TBA 5 p.m.

## NCAA Tournament First/Second Rounds (Sites TBA)

March 20-23 vs. TBA TBA TBA

## NCAA Tournament Regionals (Sites TBA)

March 27-30 vs. TBA TBA TBA

## NCAA Tournament Final Four (Alamodome • San Antonio, Texas)

April 5 vs. TBA TBA TBA

## NCAA Tournament National Championship (Alamodome • San Antonio, Texas)

April 7 vs. TBA TBA TBA

Home Games played in Fertitta Center and listed in **BOLD CAPS**

All times are Central and subject to change

Rankings listed as Associated Press/USA TODAY Sports Coaches'

All games can be heard on 950 AM KPRC &amp; Varsity Network app

## #3/3 HOUSTON COUGARS (26-4 • 18-1 Big 12)

## at BAYLOR BEARS (18-12 • 10-9 Big 12)

9 p.m. • Saturday, March 8, 2025

Foster Pavilion (7,500) • Waco, Texas

ESPN

950 AM KPRC • Varsity Network app

## #3/3 HOUSTON WRAPS UP REGULAR SEASON at BAYLOR on SATURDAY NIGHT

• Winners of its last nine games overall and its last 13 road contests, #3/3 Houston closes its 2024-25 regular season when it meets Baylor at 9 p.m., Saturday, inside Foster Pavilion in Waco, Texas. Fans and media members should note the 9 p.m., tipoff, as it recently was changed from earlier published schedules.

• Houston enters the regular-season finale following a 65-59 win over Kansas inside Fertitta Center in Houston on Saturday night. Graduate guard **LJ Cryer** totaled 22 points with four 3-pointers to lead Houston while junior guard **Emanuel Sharp** totaled 12 points with six rebounds, including a career-high-tying five offensive boards.

• With that win, the Cougars clinched the outright Big 12 Conference regular-season championship for the second straight season, their first two years in the league.

• Saturday's game will be the second of two regular-season meetings against Baylor this season. The Cougars claimed a 76-65 win over the Bears inside Fertitta Center on Feb. 10.

• Houston has won its last 13 road games — all in Big 12 play — dating back to February 2024 to set a league record and own the nation's longest active streak.

## HEADLINES and STORYLINES

• With 18 league wins in 2024-25, Houston has set both Big 12 and school single-season records with its victory total.

• In 2024-25, Houston became the first school to join a major conference and win the regular-season championship in its first two years in the new league since Idaho accomplished the feat during the 1921-22 and 1922-23 seasons in the PCC (now known as the Pac 12).

• Houston is one of only three schools to rank among the *KenPom.com* Top 10 national leaders in both offensive (124.3, 10th) and defensive efficiencies (89.3, 3rd) through games of March 5. Duke (129.1 off., 2nd, 89.8, 4th) and Florida (127.2 off., 4th; 92.2 def., 10th) join the Cougars in that exclusive group.

• Since 2017-18, Houston ranks as the nation's second-winningest team with a 234-43 record. Only Gonzaga with a 236-38 record stands higher. Houston is the nation's winningest team over the three (91), four (123), five (151), six (174) and seven (207) seasons.

• Houston enjoys one of the nation's leading 3-point and free-throw shooting backcourts. Graduate guard **LJ Cryer** (2.9, 42.0%) and junior guard **Emanuel Sharp** (2.3, 41.8%) are among the Big 12 leaders in 3-point field goals per game and 3-point field goal percentage. In addition, both Cougars also shoot over 90.0 from the free throw line with Sharp leading the Big 12 and ranking eighth nationally at 91.3.

• With Houston's Dec. 7 win over Butler, graduate forward **J'Wan Roberts** set a school record and became the winningest student-athlete in program history. Entering Saturday's game against Baylor, Roberts owns a 142-23 record in his Houston career.

• Both graduate forward **J'Wan Roberts** and graduate guard **LJ Cryer** joined Houston's career 1,000-Point Club this season, becoming the 52nd and 53rd members. Roberts drained a jumper in the second half at Kansas State on Jan 11 while Cryer drained a pair of free throw late in Houston's March 1 win over Cincinnati. Junior guard **Emanuel Sharp** needs only 20 more points to reach that milestone.

• Junior point guard **Milos Uzan** has been an offensive leader for the Cougars in 2024-25. The Las Vegas native leads the Big 12 and ranks seventh in the nation with a 3.27 assist-turnover ratio.

## SETTING the SCENE

Television: ESPN

Roxy Bernstein (xpr)

Sean Farnham (reporter)

Radio:

KPRC 950 AM /

Varsity Network app /

SiriusXM Ch. 137 or Ch. 199

Jeremy Branham (PXP)

Pregame show begins 8:45 p.m.

Series vs. BU: Houston leads 40-16

Second regular-season meeting in

2024-25

Second straight season schools play

Houston won last two

Houston won last, 76-65

Fertitta Center • Houston (Feb. 10, 2025)

Houston leads 15-10 in Waco, Texas

Houston won last, two of last three in Waco

Houston won last in Waco, 82-76 (OT)

Foster Pavilion (Feb. 24, 2024)

Houston Head Coach: Kelvin Sampson

(UNC Pembroke '78)

Career Record: 790-353 (36th year)

Houston Record: 290-83 (11th year)

vs. BU: 24-1

(2-1 with Houston; 22-0 with Oklahoma)

vs. Scott Drew: 8-1

(2-1 with Houston; 6-0 with Oklahoma)

BU Head Coach: Scott Drew

(Butler '93)

Career Record: 482-167 (23rd yr.)

BU Record: 462-256 (22nd yr.)

vs. Houston: 1-2

(1-2 with Baylor)

vs. Kelvin Sampson: 1-8

(1-8 with Baylor)

Up Next: Phillips 66 Big 12

Championship Quarterfinals

vs. (TBA) TBA

2 p.m. • Thursday, March 13

T-Mobile Center (7,500) • Kansas City, Mo.

TV TBA

950 AM KPRC | Varsity Network app

X f @UHCougarMBK

#ForTheCity

#GoCoogs

## THE KELVIN SAMPSON RADIO SHOW

## J Bar M Barbecue • 2201 Leeland St.

7 p.m. • Throughout Big 12 season

Head Coach Kelvin Sampson holds his weekly radio show inside J Bar M Barbecue (2201 Leeland St., Houston, 77003).

Hosted by Jeremy Branham, the show airs from 7 to 8 p.m., during the Big 12 Conference season.

Each week, Coach Sampson and Jeremy discuss the latest news about Houston Basketball, the Big 12 Conference, the NCAA and more. Student-athlete and coaching and support staff guests

also

join Coach and Jeremy on shows.

Fans can tune in to 950 AM

KPRC or listen via the Varsity

Network app.

Fans can participate by

tweeting questions to @UH-

CougarMBK.

Thur., Jan. 2

Wed., Feb. 19

Wed., Jan. 8

Tue., Feb. 25

Mon., Jan. 13

Wed., March 5

Thur., Jan. 30

Mon., March 10

Wed., Feb. 5

March 17 or 18

Tue., Feb. 11

## HOUSTON COUGARS at a GLANCE (starters based on previous games)

PROBABLE STARTERS	Pos.	Ht.	Wt.	Cl.-Exp.	Hometown	G-GS	PPG	RPG	Other
7 Milos Uzan	G	6-4	190	Jr.-TR	Las Vegas, Nev.	30-30	10.9	3.1	3.3 Ast-TO
4 L.J. Cryer	G	6-1	200	Gr.-1L	Katy, Texas	30-30	15.0	2.2	2.9 3FG/gm
21 Emanuel Sharp	G	6-3	210	r-Jr.-2L	Tampa, Fla.	27-26	11.8	3.0	41.8 3FG%
13 J'Wan Roberts	F	6-8	235	r-Gr.-4L	St. Thomas, V.I.	29-29	11.1	6.3	2.4 orpg
11 Joseph Tugler	F	6-8	230	So.-1L	Monroe, La.	30-23	5.8	5.7	2.0 bpg

RESERVES	Pos.	Ht.	Wt.	Cl.-Exp.	Hometown	G-GS	PPG	RPG	Other
23 Terrance Arceneaux	G	6-6	205	r-So.-2L	Beaumont, Texas	30-4	7.6	3.0	1.0 spg
8 Mylik Wilson	G	6-3	175	r-Gr.-1L	Rayville, La.	30-1	6.2	3.5	1.7 Ast-TO
5 Ja'Vier Francis	F	6-8	235	Gr.-3L	New Orleans, La.	28-7	4.8	4.3	1.0 bpg
25 Mercy Miller	G	6-4	200	Fr.-HS	Sherman Oaks, Calif.	17-0	3.3	1.9	0.4 apg
2 Cedric Lath	C	6-9	260	r-So.-1L	Abidjan, Ivory Coast	17-0	0.7	1.3	0.9 orpg
0 Kordelius Jefferson	G	6-3	200	r-Fr.-RS	Arlington, Texas	12-0	0.9	0.2	4.0 mpg
3 Ramon Walker Jr.	G	6-5	215	Gr.-3L	Pearland, Texas	8-0	2.0	2.4	50.0 FG%
12 Jacob McFarland	C	6-11	215	r-Fr.-RS	Moreno Valley, Calif.	Sitting out due to injury			
24 Chase McCarty	F	6-6	220	Fr.-HS	Huntsville, Ala.	Has not played — Expected to redshirt			

## QUICK FACTS

## GENERAL INFORMATION

Location:	Houston, Texas
Founded:	1927
Enrollment:	47,981
Nickname:	Cougars
Colors:	Scarlet (PMS 186) and White
Arena (capacity):	Fertitta Center (7,035)
Court Name:	Penick Court
Affiliation:	NCAA Division I
Conference:	Big 12
President/Chancellor:	Dr. Renu Khator
Vice President for Athletics:	Eddie Nuñez
NCAA Faculty Representative:	Dr. Jason Porter
Athletics Ticket Office Phone:	(713) 60-COUGS (462-6647)

## COACHING STAFF

Head Coach:	Kelvin Sampson (UNC Pembroke '78)
Record at Houston:	290-83 (11th yr.)
Career Record:	790-353 (36th yr.)
Assistant Coaches:	Kellen Sampson, Quannas White, K.C. Beard
Special Assistant to the Head Coach/Assistant Coach:	Hollis Price
Director of Player Development/Assistant Coach:	Anthony Goldwire

## SUPPORT STAFF

Director of Operations & Basketball Strategy:	Bobby Champagne
Director of Operations:	Lauren Sampson
Video Coordinator:	Matthew McDonald
Associate AD for Sports Medicine:	John Houston
Director of Sports Performance:	Alan Bishop
Director of Program Strategy & Player Relations:	Bilal Batley
Associate Director of Operations:	Will Finch
Assistant Sports Performance Coach:	Bryan Clarke
Internal Operations:	Jonathan Lored, Ryan Elvin, Justin Whatley
Graduate Assistant Athletics Trainer:	Shantelle Willingham
Student Managers:	Matthew Criswell, Carson Calhoun, Ben Still, Ciarra Merchant, Cameron Simmons, Daniela Perdomo, Trey Hill, Henry Kolassa, Kendal White, Andrew Gonzalez, Brady Wilkes, Andre Bonfiglio, Taelyn Harris

## TEAM INFORMATION

2023-24 Record:	32-5
2023-24 Big 12 Finish:	15-3 (Champions)
2023-24 Big 12 Championship Finish:	2-1 (Finalist)
Starters Returning/Lost:	4/1
Lettermen Returning/Lost:	9/2
Newcomers:	3
Returning Scoring:	73.1% (1,987 of 2,720 pts.)
Returning Rebounding:	83.7% (1,150 of 1,374 rebs.)
Returning Assists:	48.3% (234 of 484 asts.)

## FERTITTA CENTER

Capacity:	7,035
Record:	109-7 (.940)
Current Streak:	Won, 5 games (since Feb. 4, 2025)
First Game:	W, 65-61, vs. #18/21 Oregon (Dec. 1, 2018)
Attendance:	741,927 (6,396 avg.)
Renovation Cost:	\$60 million
Architects:	PG&I and AECOM
Project Manager:	Turner Construction

## HISTORY

First Season:	1946
All-Time Record:	1,461-886 (.622)
NCAA Tournament Appearances / Last:	24 / 2024
Postseason Record:	45-43 (.511)
National Championship Appearances:	2 (1984, 1983)
Final Four Appearances:	6 (2021, 1984, 1983, 1982, 1968, 1967)
Elite Eight Appearances:	7 (2022, 2021, 1984, 1983, 1982, 1968, 1967)
Sweet 16 Appearances:	16 (2024, 2023, 2022, 2021, 2019, 1983, 1982, 1981, 1970, 1968, 1967, 1966, 1965, 1961, 1956)
Last NCAA Appearance:	2024 NCAA Tournament (lost to #13/14 (4) Duke, Sweet 16, 51-54 (March 29, 2024))
Conference Regular-Season Championships / Last:	13 (2024-25)
Conference Tournament Championships / Last:	8 (2022)
NIT Appearances:	11 (2017, 2016, 2006, 2005, 2002, 1993, 1991, 1988, 1985, 1977, 1962)
Last NIT Appearance:	2017 (lost to Akron, First Round)

## ATHLETICS COMMUNICATIONS

Assistant AD / Primary Basketball Contact:	Jeff Conrad
Office / Cell Phone:	(713) 743-9410 / (713) 557-3841
Email:	jaconrad@central.uh.edu

## 2024-25 HOUSTON COUGARS

No.	Name	Pos.	Ht.	Wt.	Cl.-Exp.	Hometown-High School (Last School)
0	Kordelius Jefferson	G	6-3	200	r-Fr.-RS	Bogue Chitto, Miss.-James Martin [Arlington, Texas]
2	Cedric Lath	C	6-9	260	r-So.-1L	Abidjan, Ivory Coast-Balboa School [San Diego, Calif.]
3	Ramon Walker Jr.	G	6-5	215	Sr.-3L	Pearland, Texas-Shadow Creek
4	L.J. Cryer	G	6-1	200	Gr.-1L	Katy, Texas-Morton Ranch (Baylor)
5	Ja'Vier Francis	F	6-8	235	Sr.-3L	New Orleans, La.-Montverde Academy [Fla.]
7	Milos Uzan	G	6-4	190	Jr.-TR	Las Vegas, Nev.-Desert Pines (Oklahoma)
8	Mylik Wilson	G	6-3	175	r-Gr.-1L	Rayville, La.-Rayville (Texas Tech/Louisiana)
11	Joseph Tugler	F	6-8	230	r-So.-1L	Monroe, La.-Cypress Falls [Houston]
12	Jacob McFarland	C	6-11	215	r-Fr.-RS	Moreno Valley, Calif.-Rancho Verde
13	J'Wan Roberts	F	6-8	235	r-Gr.-4L	St. Thomas, U.S. Virgin Islands-Shoemaker [Killeen, Texas]
21	Emanuel Sharp	G	6-3	210	r-Jr.-2L	Tampa, Fla.-Bishop McLaughlin Catholic School
23	Terrance Arceneaux	G	6-6	205	So.-2L	Beaumont, Texas-Beaumont United
24	Chase McCarty	F	6-6	220	Fr.-HS	Huntsville, Ala.-IMG Academy [Bradenton, Fla.]
25	Mercy Miller	G	6-4	200	Fr.-HS	Sherman Oaks, Calif.-Notre Dame

## COACHING STAFF

Head Coach:	Kelvin Sampson (UNC Pembroke '78), 11th season
Assistant Coach:	Kellen Sampson (Oklahoma '07), 11th season
Associate Head Coach:	Quannas White (Oklahoma '06), 7th season
Assistant Coach:	K.C. Beard (Boise State '08), 11th season overall
Special Assistant to the Head Coach/Assistant Coach:	Hollis Price (Oklahoma '11), 11th season
Director of Player Development/Assistant Coach:	Anthony Goldwire (Houston '20), 5th season

## SUPPORT STAFF

Director of Operations & Basketball Strategy:	Bobby Champagne (South Alabama '90)
Director of Operations:	Lauren Sampson (Oklahoma '04)
Video Coordinator:	Matthew McDonald (Houston '19)
Associate AD for Sports Medicine:	John Houston (Texas Tech '91)
Director of Sports Performance:	Alan Bishop (Utah State '09)
Director of Program Strategy & Player Relations:	Bilal Batley (Oklahoma '07)
Associate Director of Operations:	Will Finch (Indiana '07)
Assistant Director of Sports Performance:	Bryan Clarke (Texas Southern '19)
Internal Operations:	Jonathan Lored (Houston '24), Ryan Elvin (Houston '23), Justin Whatley (North Carolina Central '21)
Graduate Assistant Athletics Trainer:	Shantelle Willingham (North Carolina Central '23)
Student Managers:	Matthew Criswell, Carson Calhoun, Ben Still, Ciarra Merchant, Cameron Simmons, Daniela Perdomo, Trey Hill, Henry Kolassa, Kendal White, Andrew Gonzalez, Brady Wilkes, Andre Bonfiglio, Taelyn Harris

## PRONUNCIATION GUIDE

Names	
TERRANCE ARCEAUX	Tair-Ents Ar-Suh-No
Bobby CHAMPAGNE	Sham-Pain
L.J. CRYER	Cry-Err
Ja'VIER Francis	Jay-Vee-Ur
KORDELIUS Jefferson	Kor-Dell-E-Us
CEDRIC LATH	Said-Rick Lot
Jacob MCFARLAND	Mick-Far-Land
J'WAN Roberts	Juh-Wahn
EMANUEL Sharp	E-Man-Yule
Joseph TUGLER	Tug-Lur
MILOS UZAN	My-Los (rhymes with dose) You-Zan
QUANNAS White	Kwah-Nus
MYLIK Wilson	Muh-Leek
Hometowns	
ABIDJAN, Ivory Coast	Ah-Buh-Jahn
BEAUMONT, Texas	Bo-Mont
BOGUE CHITTO, Miss.	Bo-Guh Chit-O
MORENO Valley, Calif.	More-A-No
PEARLAND, Texas	Pair-Land



## HOUSTON x JORDAN BRAND

- In April 2018, the Cougars became the seventh school to be selected to join the Jordan Brand family.
- Houston is one of 12 schools to wear the Jumpman logo, joining North Carolina, Michigan, Oklahoma, Florida, Georgetown, Marquette, San Diego State, UCLA, Morehouse, Howard and Cincinnati.
- In December 2020, Houston Women's Basketball joined the Jumpman roster.

## UP NEXT

- Following Saturday's game, Houston takes its first steps in the postseason when it competes in the Phillips 66 Big 12 Championship Quarterfinals inside T-Mobile Center in Kansas City, Mo.,
- The Cougars will begin postseason play at 2 p.m., Thursday, March 13.
- Houston's Quarterfinal opponent will be determined with the conclusion of the regular season.
- With a win Thursday, the Cougars advance to the Semifinals to face an opponent to be determined at 6 p.m., Friday, March 14.
- All Houston Men's Basketball games can be heard on 950 AM KPRC and the Varsity Network app.

## TEAM COMPARISON

Category	UH	BU
Associated Press (as March 3)	#3	Not ranked
USA TODAY Sports Coaches (as of March 3)	#3	Not ranked
NET ranking (thru March 5, 2025)	#3	#31
KenPom (thru March 5, 2025)	3rd (+35.05)	30th (+20.40)
Offensive Efficiency	10th (124.3)	18th (121.0)
Defensive Efficiency	3rd (89.3)	61st (100.6)
ESPN BPI (thru March 5, 2025)	2nd (23.8)	21st (15.7)
Overall Record	26-4	18-12
Conference	Big 12	Big 12
Conference Record	18-1 (Champions)	10-9 (t-6th)
Points	74.5	77.3
Opp. Points	58.0	69.5
Scoring Margin	+16.5	+7.8
Rebounds	36.4	35.8
Opp. Rebounds	31.1	32.5
Rebounding Margin	+5.3	+3.3
Field Goal Pct.	46.0	45.1
Opp. Field Goal Pct.	38.4	43.7
3-Point Pct.	39.6	35.6
Opp. 3-Point Pct.	31.6	35.2
3-Point FG per game	8.0	8.7
Free Throw Pct.	73.9	74.2
Opp. Free Throw Pct.	69.6	69.3
Free Throws Made per Game	11.8	14.0
Personal Fouls	16.4	16.4
Assists	12.6	14.9
Turnovers	9.3	11.5
Turnovers Forced	14.1	13.2
Turnover Margin	+4.8	+1.8
Assist/Turnover Ratio	1.4	1.3
Blocked Shots	4.7	2.9
Steals	8.1	7.8

## HOUSTON JOINS BIG 12

- The University of Houston Athletics Department officially entered a new era when it joined the Big 12 Conference on July 1, 2023.

- Cougars joined with BYU, Cincinnati and UCF to become part of the league prior to the 2023-24 season.
- The University of Houston accepted an invitation to join the league on Sept. 9, 2021.
- In 2024-25, the league welcomed Arizona, Arizona State, Colorado and Utah to the 16-team Big 12.
- For the first time in school history, Houston will play a 20-game conference schedule in 2024-25.

## ESPN COLLEGE GAME DAY covered by STATE FARM

- Houston, Feb. 22 game vs. #8/8 Iowa State marked the second time that ESPN College GameDay covered by State Farm has broadcast from Fertitta Center.
- The show first aired from Houston on March 7, 2019, ahead of the Cougars' game against UCF.
- Men's Basketball isn't the only Houston sports program to host ESPN College GameDay on the UH campus.
- During the 2011 season, the show visited Houston Football ahead of the 10th-ranked Cougars' 37-7 win over SMU inside Robertson Stadium on Nov. 19, 2011.



## CONFERENCE CHAMPIONSHIPS (21)

### Regular Season (13)

Year	Conference	Final Ranking	Overall Record	Pct.	Conference Record	Pct.	Head Coach	Runner-up
2024-25	Big 12	---	26-4	.867	18-1	.947	Kelvin Sampson	---
2023-24	Big 12	#3/3	32-5	.865	15-3	.833	Kelvin Sampson	Iowa State
2022-23	American Athletic	#2/6	33-4	.892	17-1	.944	Kelvin Sampson	Memphis
2021-22	American Athletic	#15/7	32-6	.842	15-3	.833	Kelvin Sampson	SMU
2019-20	American Athletic	#22/23	23-8	.741	13-5	.722	Kelvin Sampson	Tied with Cincinnati, Tulsa
2018-19	American Athletic	#11/12	33-4	.892	16-2	.889	Kelvin Sampson	Cincinnati
1991-92	Southwest		25-6	.806	11-3	.786	Pat Foster	Tied with Texas
1983-84	Southwest	#5/#5	32-5	.865	15-1	.938	Guy V. Lewis	Arkansas
1982-83	Southwest	#1/#1	31-3	.912	16-0	1.000	Guy V. Lewis	Arkansas
1955-56	Missouri Valley		19-7	.731	9-3	.750	Alden Pasche	Saint Louis
1949-50	Gulf Coast		16-7	.696	6-0	1.000	Alden Pasche	Records not available
1946-47	Lone Star		15-7	.682	11-1	.917	Alden Pasche	Records not available
1946	Lone Star		10-4	.714	8-2	.800	Alden Pasche	Records not available

### Tournament (8)

Year	Conference	Record	Head Coach	Runner-up	Location (Venue)
2022	American Athletic	3-0	Kelvin Sampson	Memphis	Fort Worth, Texas (Dickies Arena)
2021	American Athletic	3-0	Kelvin Sampson	Cincinnati	Fort Worth, Texas (Dickies Arena)
2010	Conference USA	4-0	Tom Penders	UTEP	Tulsa, Okla. (BOK Center)
1992	Southwest	3-0	Pat Foster	Texas	Dallas (Reunion Arena)
1984	Southwest	2-0	Guy V. Lewis	Arkansas	Houston (The Summit)
1983	Southwest	2-0	Guy V. Lewis	TCU	Dallas (Reunion Arena)
1981	Southwest	2-0	Guy V. Lewis	Texas	San Antonio, Texas (Hemisfair Arena)
1978	Southwest	4-0	Guy V. Lewis	Texas	Houston (The Summit)

### KELVIN SAMPSON vs. BAYLOR (24-1)

Houston 2-1 • Oklahoma 22-0  
12-0 Home • 11-0 Road • 1-1 Neutral

#### with Houston (2-1)

Feb. 10, 2025	W	76-65	Fertitta Center
Feb. 24, 2024	W	82-76 (OT)	Waco, Texas
NCAA Tournament Final Four			
April 3, 2021	L	59-78	Indianapolis

#### with Oklahoma (22-0)

Feb. 11, 2006	W	80-52	Norman, Okla.
Jan. 25, 2006	W	82-52	Waco, Texas
Feb. 26, 2005	W	103-60	Norman, Okla.
Jan. 15, 2005	W	65-61	Waco, Texas
March 6, 2004	W	46-41	Norman, Okla.
Jan. 28, 2004	W	78-67	Waco, Texas
Feb. 8, 2003	W	91-42	Norman, Okla.
Jan. 25, 2003	W	67-54	Waco, Texas
Feb. 19, 2002	W	65-54	Waco, Texas
Feb. 6, 2002	W	70-57	Norman, Okla.
Feb. 17, 2001	W	82-60	Norman, Okla.
Jan. 31, 2001	W	65-51	Waco, Texas
Feb. 5, 2000	W	68-59	Waco, Texas
Jan. 11, 2000	W	76-43	Norman, Okla.
Feb. 27, 1999	W	87-63	Norman, Okla.
Feb. 3, 1999	W	59-58	Waco, Texas
Feb. 18, 1998	W	75-63	Norman, Okla.
Jan. 24, 1998	W	61-60	Waco, Texas
March 1, 1997	W	72-61	Waco, Texas
Jan. 18, 1997	W	84-67	Norman, Okla.
All-College Tournament			
Dec. 29, 1995	W	84-71	Oklahoma City
Jan. 2, 1995	W	75-70	Norman, Okla.

### KELVIN SAMPSON vs. SCOTT DREW (8-1)

4-0 Home • 4-0 Road • 0-1 Neutral

Sampson (Houston) v. Drew (Baylor) (2-1)	
Feb. 10, 2025	W 76-65 Fertitta Center
Feb. 24, 2024	W 82-76 (OT) Waco, Texas
NCAA Tournament Final Four	
April 3, 2021	L 59-78 Indianapolis

Sampson (Oklahoma) v. Drew (Baylor) (6-0)	
Feb. 11, 2006	W 80-52 Norman, Okla.
Jan. 25, 2006	W 82-52 Waco, Texas
Feb. 26, 2005	W 103-60 Norman, Okla.
Jan. 15, 2005	W 65-61 Waco, Texas
March 6, 2004	W 46-41 Norman, Okla.
Jan. 28, 2004	W 78-67 Waco, Texas

• With 995 career rebounds, graduate forward **J'Wan Roberts** needs only five more rebounds to reach 1,000 rebounds during his career. He would become the fourth Cougar to reach that milestone.

• With five more rebounds, graduate forward **J'Wan Roberts** would become the fourth Cougar in school history to post 1,000 points AND 1,000 rebounds in his career. He would join legendary centers **Elvin Hayes** (1965-68), **Hakeem Olajuwon** (1981-84) and **Greg Anderson** (1983-87).

• Junior guard **Emanuel Sharp** needs only 20 more points to become the 54th member of Houston's 1,000-Point Club. Sharp currently has 980 points.

### NET NOTES

• Houston stood at #3 in the NCAA NET rankings while Baylor came in at #31 in games through March 5.

• Ranking system relies on game results, strength of schedule, game location, scoring margin, net offensive and defensive efficiency and qualities of wins and losses.

• Using the quadrant system, the quality of wins and losses will be organized based on game location and the opponent's NET ranking.

– Quadrant 1: Home 1-30 | Neutral 1-50 | Away 1-75

– Quadrant 2: Home 31-75 | Neutral 51-100 | Away 76-135

– Quadrant 3: Home 76-160 | Neutral 101-200 | Away 135-240

– Quadrant 4: Home 161-353 | Neutral 201-353 | Away 241-353

• Replaced RPI as primary sorting tool for evaluating teams.

• Approved in July 2019 after consultation with Division I Men's Basketball Committee, National Association of Basketball Coaches, top basketball analytics and Google Cloud Professional Services.

### MILESTONES ALERT

✓ ✓ Graduate forward **J'Wan Roberts** became the 52nd member of Houston's career 1,000 Point Club in its Jan. 11 win at Kansas State. Roberts now has 1,199 points to stand 31st in school history. He needs 27 more points to move past guard **Ollie Taylor** (1,231 pts) in the Houston records book.

✓ ✓ Graduate forward **J'Wan Roberts** set the Houston career record by competing in his 150th game at Kansas State on Jan. 11. He broke out of a tie with forward **Fabian White Jr.**, who competed in 149 games from 2017-22. Roberts has now competed in 165 games during his career.

✓ ✓ With a free throw late in the first half in Houston's Jan. 18 win at UCF, graduate guard **Mylik Wilson** moved past 1,000 points during his complete college career. Wilson now has 1,094 points after compiling 334 points with Houston (2022 – present); 81 points with Texas Tech (2021-22) and 669 points with Louisiana (2019-21).

✓ ✓ In Houston's Feb. 15 win at #13/13 Arizona, senior forward **Ja'Vier Francis** competed in the 100th win of his collegiate career. Francis became only the sixth Cougar in school history to reach that total and now has 105 wins to rank fifth in school history.

✓ ✓ With Houston's 68-59 win over #8/8 Iowa State inside Fertitta Center on Feb. 22, **Head Coach Kelvin Sampson** moved into sole possession of 17th among coaches with 10+ years at the NCAA Division I level. Sampson broke out of a tie with former Georgia State, James Madison, Maryland and Davidson Head Coach Lefty Driesell.

✓ ✓ With a pair of free throws late in Houston's March 1 win over Cincinnati inside Fertitta Center, graduate guard **LJ Cryer** joined Houston's 1,000-Point Club and now has 1,024 points as a Cougar. He has scored 1,812 points in his collegiate career after totaling 788 points at Baylor (2020-23).

## HOUSTON'S RECORD ...

Category	2024-25 Record	Pct.	Sampson Era Record	Pct.
All Games	26-4	.867	290-83	.777
Conference Games	18-1	.947	150-48	.758
Big 12 Games	18-1	.947	33-4	.892
American Games	---	---	117-44	.727
Non-Conference Games	8-3	.727	140-35	.800
Postseason Games	0-0	.000	28-15	.651
Home Games	16-1	.941	166-23	.878
Away Games	9-0	1.000	74-41	.643
Neutral-Site Games	1-3	.250	48-19	.716
vs. Ranked Opponents	5-3	.625	26-23	.531
vs. Unranked Opponents	21-1	.955	264-60	.815
Winning Opening Tip	18-2	.900	185-36	.837
Opp. Wins Opening Tip	8-2	.800	105-47	.691
Scoring First	20-3	.870	197-32	.860
Opp. Scores First	6-1	.857	93-52	.641
Leading at Halftime	23-3	.885	251-31	.890
Trailing at Halftime	3-1	.750	37-50	.425
Tied at Halftime	0-0	.000	2-3	.400
Leading With 5:00 Remaining	25-2	.926	273-18	.938
Trailing With 5:00 Remaining	1-1	.500	12-60	.167
Tied With 5:00 Remaining	0-1	.000	5-4	.556
in Overtime	1-2	.334	9-7	.563
Shooting 40+ Percent	25-2	.926	246-35	.875
Shooting 35-39.99 Percent	1-2	.333	33-31	.516
Shooting <35 Percent	0-0	.000	11-17	.393
Opp. Shoots 40+ Percent	12-3	.800	96-73	.568
Opp. Shoots 35-39.99 Percent	4-1	.800	84-6	.933
Opp. Shoots <35 Percent	10-0	1.000	110-4	.965
More 3-Pointers than Opp.	14-1	.933	189-37	.836
Fewer 3-Pointers than Opp.	8-3	.727	72-39	.649
Equal 3-Pointers as Opp.	0-0	1.000	29-7	.806
More Free Throws than Opp.	12-1	.923	145-17	.895
Fewer Free Throws than Opp.	13-3	.813	131-65	.668
Equal Free Throws as Opp.	1-0	1.000	14-1	.933
More Rebounds than Opp.	18-2	.900	229-35	.867
Fewer Rebounds than Opp.	8-1	.889	55-43	.561
Equal Rebounds as Opp.	0-1	.000	6-5	.545
More Assists than Opp.	16-1	.941	219-23	.905
Fewer Assists than Opp.	9-2	.818	56-53	.514
Equal Assists as Opp.	1-1	.500	15-7	.682
More Turnovers than Opp.	2-1	.667	69-34	.670
Fewer Turnovers than Opp.	24-3	.889	206-45	.821
Equal Turnovers as Opp.	0-0	.000	15-4	.789
Scoring 100+ Pts.	0-0	.000	11-0	1.000
Scoring 90-99 Pts.	3-0	1.000	23-0	1.000
Scoring 80-89 Pts.	5-2	.714	73-6	.924
Scoring 70-79 Pts.	7-1	.875	109-15	.879
Scoring 60-69 Pts.	11-1	.917	69-33	.676
Scoring <60 Pts.	0-0	.000	5-29	.147
Allowing 100+ Pts.	0-0	.000	0-0	.000
Allowing 90-99 Pts.	0-0	.000	4-1	.800
Allowing 80-89 Pts.	1-2	.333	5-17	.227
Allowing 70-79 Pts.	0-2	.000	27-29	.482
Allowing 60-69 Pts.	6-0	1.000	88-27	.765
Allowing <60 Pts.	19-0	1.000	166-8	.954
Games Decided By 1-3 Pts.	1-2	.333	19-27	.413
Games Decided By 4-6 Pts.	3-2	.600	34-17	.667
Games Decided By 7-10 Pts.	5-0	1.000	42-15	.737
Games Decided By 11+ Pts.	17-0	1.000	195-24	.890
November	4-3	.571	51-9	.850
December	5-0	1.000	67-13	.838
January	8-0	1.000	63-23	.729
February	7-1	.857	60-19	.759
March	2-0	1.000	49-18	.731
April	0-0	.000	0-1	.000
in White Houston Uniforms	8-1	.889	132-28	.825
in White Cougars Uniforms	2-2	.500	24-5	.828
in White Throwback Uniforms	5-0	1.000	18-2	.900
in Red Houston Uniforms	0-0	.000	46-33	.583
in Red Script Uniforms	0-0	.000	3-2	.600
in Black Houston Uniforms	11-0	1.000	37-8	.822
in Black Cougars Uniforms	0-0	.000	15-3	.833
in Grey Uniforms	0-0	.000	15-1	.929
in Houston Blue Uniforms	0-1	.000	0-1	.000



## 2024-25 STANDINGS

through games of March 6, 2025

TEAM	BIG 12 GAMES			ALL GAMES		
	W	L	Pct.	W	L	Pct.
<b>(1) Houston</b>	<b>18</b>	<b>1</b>	<b>.947</b>	<b>26</b>	<b>4</b>	<b>.867</b>
Arizona	14	5	.737	20	10	.667
Texas Tech	14	5	.737	23	7	.767
BYU	13	6	.684	22	8	.733
(5) Iowa State	12	7	.632	22	8	.733
Kansas	10	9	.526	19	11	.633
Baylor	10	9	.526	18	12	.600
West Virginia	9	10	.474	18	12	.600
Kansas State	9	10	.474	15	15	.500
TCU	9	10	.474	16	14	.533
Utah	8	11	.421	16	14	.533
Cincinnati	7	12	.368	17	13	.567
UCF	7	12	.368	16	14	.533
Oklahoma State	6	13	.316	14	16	.467
(15) Arizona State	4	15	.211	13	17	.433
(16) Colorado	2	17	.105	11	19	.367

(-) – seeding at Phillips 66 Big 12 Championship

### UPCOMING GAMES

<b>Sat., March 8</b>	<b>* Houston at Baylor</b>	<b>9 p.m.</b>	<b>ESPN2</b>
	* Iowa State at Kansas State	12:30 p.m.	CBS
	* Cincinnati at Oklahoma State	2 p.m.	ESPN+
	* Arizona at Kansas	3 p.m.	ESPN
	* TCU at Colorado	3 p.m.	ESPN+
	* UCF at West Virginia	4 p.m.	ESPN+
	* Utah at BYU	9:30 p.m.	ESPNU
	* Texas Tech at Arizona State	9:30 p.m.	ESPNU

<b>Tue., March 11</b>	<b>Phillips 66 Big 12 Championship First Round</b>
	<b>(T-Mobile Center • Kansas City, Mo.)</b>
	<b>G1 – #13 seed vs. #12 seed, 11:30 a.m.</b>
	<b>G2 – #16 seed vs. #9 seed, 2 p.m.</b>
	<b>G3 – #15 seed vs. #10 seed, 6 p.m.</b>
	<b>G4 – #14 seed vs. #11 seed, 8:30 p.m.</b>

<b>Wed., March 12</b>	<b>Phillips 66 Big 12 Championship Second Round</b>
	<b>(T-Mobile Center • Kansas City, Mo.)</b>
	<b>G5 – G1 winner vs. #5 seed, 11:30 a.m.</b>
	<b>G6 – G2 winner vs. #6 seed, 2 p.m.</b>
	<b>G7 – G3 winner vs. #7 seed, 6 p.m.</b>
	<b>G8 – G4 winner vs. #8 seed, 8:30 p.m.</b>

<b>Thur., March 13</b>	<b>Phillips 66 Big 12 Championship Second Round</b>
	<b>(T-Mobile Center • Kansas City, Mo.)</b>
	<b>G9 – G5 winner vs. #4 seed, 11:30 a.m.</b>
	<b>G10 – G6 winner vs. (1) Houston, 2 p.m.</b>
	<b>G11 – G7 winner vs. #2 seed, 6 p.m.</b>
	<b>G12 – G8 winner vs. #3 seed, 8:30 p.m.</b>

### RECENT GAMES

<b>Wed., March 5</b>	* Kansas State 54, at Cincinnati 49
	* at UCF 83, Oklahoma State 70
	* at Texas Tech 91, Colorado 75
<b>Tue., March 4</b>	* Baylor 61, at TCU 58
	* BYU 88, at Iowa State 85 (20T)
	* West Virginia 71, at Utah 69
	* at Arizona 113, Arizona State 100

<b>Mon., March 3</b>	* at Houston 65, Kansas 59
<b>Sun., March 2</b>	* at Kansas State 65, Colorado 56
<b>Sat., March 1</b>	* at Houston 73, Cincinnati 64

	* Texas Tech 78, at Kansas 73
	* at TCU 89, UCF 78
	* at Utah 99, Arizona State 73
	* at Baylor 71, Oklahoma State 61
	* at Iowa State 84, Arizona 67
	* at BYU 77, West Virginia 56

<b>Wed., Feb. 26</b>	* at UCF 80, Kansas State 76
	* at Arizona 83, Utah 66
	* BYU 91, at Arizona State 81

<b>Tue., Feb. 25</b>	* at Cincinnati 69, Baylor 67
	* at Oklahoma State 74, Iowa State 68
	* at West Virginia 73, TCU 55

<b>Mon., Feb. 24</b>	* Houston 69, at Texas Tech 61
	* Kansas 71, at Colorado 64

<b>Sun., Feb. 23</b>	* at UCF 76, Utah 72
	* Arizona State 66, at Kansas State 54

<b>Sat., Feb. 22</b>	* at Houston 68, Iowa State 59
	* at Cincinnati 75, TCU 63
	* at Texas Tech 73, West Virginia 51
	* at Kansas 96, Oklahoma State 64
	* at Colorado 76, Baylor 74
	* BYU 96, at Arizona 95

<b>Wed., Feb. 19</b>	* at West Virginia 62, Cincinnati 59
	* at Oklahoma State 104, UCF 95

<b>Tue., Feb. 18</b>	* Houston 80, Arizona State 65
	* at TCU 69, Texas Tech 66
	* at Iowa State 79, Colorado 65
	* at BYU 91, Kansas 57

### 30-WIN TEAMS (7)

Rk.	No.	Record	Year	Head Coach	Postseason
<b>t1.</b>	<b>33</b>	<b>33-4</b>	<b>2022-23</b>	<b>Kelvin Sampson</b>	<b>NCAA Sweet 16</b>
		<b>33-4</b>	<b>2018-19</b>	<b>Kelvin Sampson</b>	<b>NCAA Sweet 16</b>
<b>t3.</b>	<b>32</b>	<b>32-5</b>	<b>2023-24</b>	<b>Kelvin Sampson</b>	<b>NCAA Sweet 16</b>
		<b>32-6</b>	<b>2021-22</b>	<b>Kelvin Sampson</b>	<b>NCAA Elite Eight</b>
		<b>32-5</b>	<b>1983-84</b>	<b>Guy V. Lewis</b>	<b>NCAA National Runner-Up</b>
<b>t6.</b>	<b>31</b>	<b>31-3</b>	<b>1982-83</b>	<b>Guy V. Lewis</b>	<b>NCAA National Runner-Up</b>
		<b>31-2</b>	<b>1967-68</b>	<b>Guy V. Lewis</b>	<b>NCAA Final Four</b>

### 20-WIN TEAMS (31)

<b>8.</b>	<b>29</b>	<b>29-8</b>	<b>1976-77</b>	<b>Guy V. Lewis</b>	<b>NIT Runner-Up</b>
<b>9.</b>	<b>28</b>	<b>28-4</b>	<b>2020-21</b>	<b>Kelvin Sampson</b>	<b>NCAA Final Four</b>
<b>t10.</b>	<b>27</b>	<b>27-8</b>	<b>2017-18</b>	<b>Kelvin Sampson</b>	<b>NCAA Second Round</b>
		<b>27-4</b>	<b>1966-67</b>	<b>Guy V. Lewis</b>	<b>NCAA Final Four</b>
<b>12.</b>	<b>26</b>	<b>26-4</b>	<b>2024-25</b>	<b>Kelvin Sampson</b>	<b>???</b>
<b>t13.</b>	<b>25</b>	<b>25-6</b>	<b>1991-92</b>	<b>Pat Foster</b>	<b>NCAA First Round</b>
		<b>25-8</b>	<b>1989-90</b>	<b>Pat Foster</b>	<b>NCAA First Round</b>
		<b>25-8</b>	<b>1981-82</b>	<b>Guy V. Lewis</b>	<b>NCAA Final Four</b>
		<b>25-8</b>	<b>1977-78</b>	<b>Guy V. Lewis</b>	<b>NCAA First Round</b>
		<b>25-5</b>	<b>1969-70</b>	<b>Guy V. Lewis</b>	<b>NCAA Second Round</b>
<b>t18.</b>	<b>24</b>	<b>24-10</b>	<b>2007-08</b>	<b>Tom Penders</b>	<b>CBI Semifinals</b>
<b>t19.</b>	<b>23</b>	<b>23-8</b>	<b>2019-20</b>	<b>Kelvin Sampson</b>	<b>None – COVID-19</b>
		<b>23-4</b>	<b>1972-73</b>	<b>Guy V. Lewis</b>	<b>NCAA First Round</b>
		<b>23-6</b>	<b>1965-66</b>	<b>Guy V. Lewis</b>	<b>NCAA Second Round</b>
<b>t22.</b>	<b>22</b>	<b>22-10</b>	<b>2015-16</b>	<b>Kelvin Sampson</b>	<b>NIT First Round</b>
		<b>22-7</b>	<b>1970-71</b>	<b>Guy V. Lewis</b>	<b>NCAA Second Round</b>
<b>t24.</b>	<b>21</b>	<b>21-11</b>	<b>2016-17</b>	<b>Kelvin Sampson</b>	<b>NIT First Round</b>
		<b>21-12</b>	<b>2008-09</b>	<b>Tom Penders</b>	<b>CBI First Round</b>
		<b>21-10</b>	<b>2005-06</b>	<b>Tom Penders</b>	<b>NIT Second Round</b>
		<b>21-9</b>	<b>1992-93</b>	<b>Pat Foster</b>	<b>NIT First Round</b>
		<b>21-9</b>	<b>1980-81</b>	<b>Guy V. Lewis</b>	<b>NCAA First Round</b>
		<b>21-6</b>	<b>1961-62</b>	<b>Guy V. Lewis</b>	<b>NIT Quarterfinals</b>
<b>t30.</b>	<b>20</b>	<b>20-13</b>	<b>2012-13</b>	<b>James Dickey</b>	<b>CBI Quarterfinals</b>
		<b>20-7</b>	<b>1971-72</b>	<b>Guy V. Lewis</b>	<b>NCAA First Round</b>

### WITH A WIN...

- Houston extends its Big 12 Conference single-season record with its 19th league victory in 2024-25.
- The Cougars extend their school single-season record with their 19th Big 12 win in 2024-25.
- Houston finishes the 2024-25 regular season at 27-4 overall and 19-1 in Big 12 Conference play.
- The Cougars improves to 1,462-886 in their history.
- The Cougars reach the 27-win season milestone for the 12th time in school history and the fifth straight season under **Head Coach Kelvin Sampson**.
- The Cougars move to 380-83 when competing as a ranked team.
- Houston moves to 41-16 against Baylor during the series history.
- The Cougars win their second straight game against Baylor.
- Houston improves to 16-10 against Baylor in road games played in Waco, Texas.
- **Head Coach Kelvin Sampson** improves to 791-353 in his career and 291-83 during his Houston tenure.
- Sampson improves to 25-1 against Baylor during his career with a 3-1 record with Houston.
- Sampson wins his third straight game against Baylor.
- Sampson moves to 11-1 in his road games at Baylor during his career with a 2-0 mark in Waco, Texas.
- Sampson moves to 9-1 against Baylor Head Coach Scott Drew during their careers with a 3-1 mark with the Cougars.
- Graduate forward **J'Wan Roberts** extends his school record and collects the 143rd victory of his collegiate career at Houston.

### BOUNCING BACK

- Under **Head Coach Kelvin Sampson's** leadership, the Cougars have posted a 31-2 record, including 23 straight wins at one point, in games following a regular-season loss since Feb. 1, 2017.
- The Cougars have won handily in those games, winning by an average of 18.7 points per game (616 points in 33 games).
- In their most recent game following a regular-season loss, the Cougars took a 72-63 win over Oklahoma State inside Fertitta Center in Houston on Feb. 4. That victory came after an 82-81 loss in overtime to Texas Tech inside Fertitta Center on Feb. 1.
- Houston has lost consecutive games only twice since Feb. 1, 2017.
- In the most recent losing streak during the 2023-24 season, the Cougars fell 57-53 at Iowa State (Jan. 9, 2024) and lost at TCU, 68-67 (Jan. 13, 2024).
- Houston went on to win 14 of its next 15 Big 12 Conference games to capture the regular-season championship in its first year in the league.

### NATIONAL POLLS

as of March 3, 2025

2024-25 opponents in bold

#### Associated Press

Rk.	Team	Record	Pts.
<b>1.</b>	<b>Auburn (61)</b>	<b>27-2</b>	<b>1,525</b>
<b>2.</b>	<b>Duke</b>	<b>26-3</b>	<b>1,458</b>
<b>3.</b>	<b>Houston</b>	<b>25-4</b>	<b>1,396</b>
4.	Tennessee	24-5	1,326
5.	Florida	25-4	1,247
6.	St. John's	26-4	1,179
<b>7.</b>	<b>Alabama</b>	<b>23-5</b>	<b>1,176</b>
8.	Michigan State	24-5	1,165
<b>9.</b>	<b>Texas Tech</b>	<b>22-7</b>	<b>947</b>
<b>10.</b>	<b>Iowa State</b>	<b>22-7</b>	<b>918</b>
11.	Clemson	24-5	905
12.	Wisconsin	22-7	815
13.	Maryland	22-7	628
14.	Louisville	23-6	606
15.	Missouri	21-8	603
16.	Memphis	24-5	560
17.	Michigan	22-7	494
18.	Purdue	20-9	454
19.	Kentucky	19-10	417
20.	Marquette	22-7	409
21.	Saint Mary's (Calif.)	27-4	399
22.	Texas A&M	20-9	364
<b>23.</b>	<b>BYU</b>	<b>21-8</b>	<b>287</b>
<b>24.</b>	<b>Arizona</b>	<b>19-10</b>	<b>162</b>
25.	Mississippi State	20-9	87

Others receiving votes: VCU 85, Vanderbilt 78, Oregon 37, Drake 18, UC San Diego 17, Illinois 16, Mississippi 13, UCLA 8, Gonzaga 8, Kansas 5, High Point 4, UConn 4, New Mexico 2, Creighton 2, Akron 1.

#### USA TODAY Sports Coaches'

Rk.	Team	Record	Pts.
<b>1.</b>	<b>Auburn (30)</b>	<b>27-2</b>	<b>774</b>
2.	Duke (1)	26-3	737
<b>3.</b>	<b>Houston</b>	<b>25-4</b>	<b>707</b>
4.	Tennessee	24-5	671
5.	Florida	25-4	653
6.	St. John's	26-4	612
7.	Michigan State	24-5	587
<b>8.</b>	<b>Alabama</b>	<b>23-6</b>	<b>566</b>
<b>9.</b>	<b>Texas Tech</b>	<b>22-7</b>	<b>504</b>
<b>10.</b>	<b>Iowa State</b>	<b>22-7</b>	<b>484</b>
11.	Clemson	24-5	442
12.	Wisconsin	22-7	391
13.	Louisville	23-6	365
14.	Maryland	22-7	341
15.	Michigan	22-7	288
16.	Memphis	24-5	272
17.	Saint Mary's (Calif.)	27-4	262
18.	Purdue	20-9	257
19.	Missouri	21-8	236
20.	Marquette	22-7	204
21.	Texas A&M	20-9	169
<b>22.</b>	<b>BYU</b>	<b>21-8</b>	<b>127</b>
<b>23.</b>	<b>Arizona</b>	<b>19-10</b>	<b>91</b>
24.	Kentucky	19-10	88
25.	VCU	24-5	54

Others receiving votes: Mississippi State 38; New Mexico 24; Creighton 24; UC San Diego 21; Vanderbilt 17; Gonzaga 17; Oregon 14; UConn 10; Drake 10; UCLA 9; Illinois 6; Mississippi 2; Boise State 1

#### WEEK-by-WEEK

Date	AP	Coaches
Preseason	#4 (4) [1,343]	#4 (4) [698]
<b>Week 1 (Nov. 11)</b>	<b>#8 [1,070]</b>	<b>#10 [488]</b>
<b>Week 2 (Nov. 18)</b>	<b>#7 [1,091]</b>	<b>t-#7 [470]</b>
<b>Week 3 (Nov. 25)</b>	<b>#6 [1,125]</b>	<b>#7 [559]</b>
<b>Week 4 (Dec. 2)</b>	<b>#17 [402]</b>	<b>#18 [221]</b>
<b>Week 5 (Dec. 9)</b>	<b>#15 [513]</b>	<b>#13 [304]</b>
<b>Week 6 (Dec. 16)</b>	<b>#15 [582]</b>	<b>#12 [363]</b>
<b>Week 7 (Dec. 23)</b>	<b>#15 [615]</b>	<b>#12 [406]</b>
<b>Week 8 (Dec. 30)</b>	<b>#14 [626]</b>	<b>#14 [386]</b>
<b>Week 9 (Jan. 6)</b>	<b>#12 [768]</b>	<b>#11 [454]</b>
<b>Week 10 (Jan. 13)</b>	<b>#10 [935]</b>	<b>#8 [522]</b>
<b>Week 11 (Jan. 20)</b>	<b>#7 [1,151]</b>	<b>#5 [623]</b>
<b>Week 12 (Jan. 27)</b>	<b>#6 [1,242]</b>	<b>#5 [635]</b>
<b>Week 13 (Feb. 3)</b>	<b>#5 [1,245]</b>	<b>#5 [613]</b>
<b>Week 14 (Feb. 10)</b>	<b>#6 [1,235]</b>	<b>#6 [639]</b>
<b>Week 15 (Feb. 17)</b>	<b>#5 [1,290]</b>	<b>#5 [672]</b>
<b>Week 16 (Feb. 24)</b>	<b>#4 [1,327]</b>	<b>#4 [660]</b>
<b>Week 17 (March 3)</b>	<b>#3 [1,396]</b>	<b>#4 [707]</b>
<b>Week 18 (March 10)</b>	---	---
<b>Week 19 (March 17)</b>	---	---
<b>Final (April 8)</b>	---	---

() – First-place votes | [] Poll points



### WINNINGEST NCAA DIVISION I TEAMS since 2017-18 through March 1, 2025 | 2024-25 opponents in bold

Rk.	School	Last 8 Yrs	Last 7 Yrs (Rk.)	Last 6 Yrs (Rk.)	Last 5 Yrs (Rk.)	Last 4 Yrs (Rk.)	Last 3 Yrs (Rk.)	2024-25	2023-24	2022-23	2021-22	2020-21	2019-20	2018-19	2017-18
1.	Gonzaga	236-38	204-33 (2)	171-29 (2)	140-27 (2)	109-26 (5)	81-22 (t5)	23-8	27-8	31-6	28-4	31-1	31-2	33-4	32-5
2.	<b>Houston</b>	<b>234-43</b>	<b>207-35 (1)</b>	<b>174-31 (1)</b>	<b>151-23 (1)</b>	<b>129-19 (1)</b>	<b>91-13 (1)</b>	<b>26-4</b>	<b>32-5</b>	<b>33-4</b>	<b>32-6</b>	<b>28-4</b>	<b>23-8</b>	<b>33-4</b>	<b>27-8</b>
3.	Duke	212-59	183-51 (3)	151-45 (6)	126-39 (t5)	113-28 (t2)	81-21 (t5)	27-3	27-9	27-9	32-7	13-11	25-6	32-6	29-8
4.	<b>Kansas</b>	<b>210-66</b>	<b>179-58 (4)</b>	<b>153-48 (t4)</b>	<b>125-45 (7)</b>	<b>104-36 (7)</b>	<b>70-30 (t10)</b>	<b>19-11</b>	<b>23-11</b>	<b>28-8</b>	<b>34-6</b>	<b>21-9</b>	<b>28-3</b>	<b>26-10</b>	<b>31-8</b>
5.	Purdue	203-70	173-63 (7)	147-53 (7)	131-38 (4)	113-28 (t2)	84-20 (3)	21-9	34-5	29-6	29-8	18-10	16-15	26-10	30-7
t6.	<b>San Diego State</b>	<b>197-66</b>	<b>175-55 (6)</b>	<b>154-42 (3)</b>	<b>124-40 (8)</b>	<b>101-35 (10)</b>	<b>78-26 (7)</b>	<b>20-8</b>	<b>26-11</b>	<b>32-7</b>	<b>23-9</b>	<b>23-5</b>	<b>30-2</b>	<b>21-13</b>	<b>22-11</b>
t6.	<b>Auburn</b>	<b>197-68</b>	<b>171-60 (9)</b>	<b>141-50</b>	<b>116-44</b>	<b>103-30 (t8)</b>	<b>75-24 (9)</b>	<b>27-3</b>	<b>27-8</b>	<b>21-13</b>	<b>28-6</b>	<b>13-14</b>	<b>25-6</b>	<b>30-10</b>	<b>26-</b>
8.	Tennessee	195-72	169-64 (10)	138-57	121-43 (9)	103-34 (t8)	76-26 (8)	24-6	27-9	25-11	27-8	18-9	17-14	31-6	26-9
t9.	Liberty	194-72	172-57 (8)	143-50 (10)	113-46	90-40	68-29	23-6	18-14	27-9	22-11	23-6	30-4	29-7	22-15
t9.	Drake	194-75	177-58 (5)	153-48 (t4)	133-34 (3)	107-29 (6)	82-18 (4)	27-3	28-7	27-8	25-11	26-5	20-14	24-10	17-17
11.	Virginia	191-68	160-65	125-62	102-55	84-47	63-34	15-15	23-11	25-8	21-14	18-7	23-7	35-3	31-3
12.	Belmont	190-68	166-59	139-53	113-46	87-42	62-34	21-10	20-13	21-11	25-8	26-4	26-7	27-6	24-9
13.	Vermont	189-62	162-54	135-47	110-40	99-35	71-29	20-11	28-7	23-11	28-6	10-5	26-7	27-7	27-8
t14.	Michigan State	187-80	157-75	125-68	103-59	88-46	65-33	24-5	20-15	21-13	23-13	15-13	22-9	32-7	30-5
t14.	Villanova	187-83	150-78	125-68	101-61	83-54	53-46	18-13	18-16	17-17	30-8	18-7	24-7	26-10	36-5
t16.	<b>Baylor</b>	<b>185-76</b>	<b>166-61</b>	<b>146-47 (8)</b>	<b>120-43 (10)</b>	<b>92-41</b>	<b>65-34</b>	<b>18-12</b>	<b>24-11</b>	<b>23-11</b>	<b>27-7</b>	<b>28-2</b>	<b>26-4</b>	<b>20-14</b>	<b>19-15</b>
t16.	North Carolina	185-90	159-79	130-72	115-51	98-41	69-32	20-11	29-8	20-13	29-10	18-11	14-19	29-7	26-11
18.	<b>Texas Tech</b>	<b>183-85</b>	<b>156-75</b>	<b>125-68</b>	<b>107-55</b>	<b>89-46</b>	<b>62-34</b>	<b>23-7</b>	<b>23-11</b>	<b>16-16</b>	<b>27-10</b>	<b>18-11</b>	<b>18-13</b>	<b>31-7</b>	<b>27-10</b>
t19.	South Dakota State	181-75	153-68	129-59	107-49	91-42	61-37	20-11	22-13	19-13	30-5	16-7	22-10	24-9	28-7
t19.	Kentucky	181-80	155-69	125-62	100-56	91-40	65-32	20-10	23-10	22-12	26-8	9-16	25-6	30-7	26-11

#### HOUSTON in NATIONAL POLLS

• Houston stood at #3 in both the Associated Press (1,396 pts.) and the USA TODAY Sports Coaches (707 pts.) polls, as of March 3.

• With the March 3 rankings, Houston was ranked in the AP Top 25 for the 248th week in program history.

• With the March 3 rankings, Houston owns the nation's longest active streak of being ranked at 103 consecutive weeks. Gonzaga previously held the honor at 143 straight weeks before falling out of the Jan. 15, 2024, poll.

**Record when Ranked:** With its March 3 win against Kansas inside Fertitta Center, Houston is 379-83 when playing as a ranked team in program history.

**Top 10 Streaks:** With the Dec. 2 rankings, the Cougars moved out of the AP Top 10 for the first time since the final AP poll of the 2021-22 season on March 14, 2022.

• That snapped Houston's school-record streak of 44 consecutive weeks in the Top 10. The previous record was 33 straight weeks in the AP Top 10 from Nov. 27, 1967 through Dec. 2, 1969.

**as #3:** Houston is 27-3 when competing as the #4 (AP) team during its history.

• The Cougars' #3 ranking is the highest Houston has stood during the 2024-25 season.

• The March 3 rankings marked the 12th week overall – including each of the last eight – in which Houston was ranked among the nation's Top-10 leaders in at least one poll.

• Houston is 1-0 when competing as the #3 (AP) team in 2024-25.

• The Cougars have won their last 21 games and 27 of their last 28 contests as the #3 (AP) team. Only a 68-61 loss to Fresno State during Chaminade Classic in Honolulu on Dec. 26, 1983, prevents a longer streak.

• In its most recent action as the #3 (AP) team, Houston claimed a 65-59 win over Kansas inside Fertitta Center on March 5.

• In its first game as the #3 (AP) team, the Cougars dropped an 81-78 decision at Washington on Jan. 28, 1968.

**vs. Baylor:** Houston as a ranked (AP) team is 7-1 against Baylor in the series history.

• The Cougars as a ranked (AP) team have won the last five meetings against the Bears. Only a 78-59 loss to #3/3 (1) Baylor during the NCAA Tournament Final Four in Indianapolis on April 3, 2021, prevents a longer streak.

• In the most recent meeting as a ranked (AP) team against Baylor, #6/6 Houston claimed a 76-65 win over rv/rv Baylor inside Fertitta Center in Houston on Feb. 10.

• In the first meeting as a ranked (AP) team against Baylor, the 10th-ranked Cougars enjoyed an 86-82 win inside Hofheinz Pavilion in Houston on Jan. 10, 1973.

#### HOME SWEET HOME

*Since 2015-16, the Cougars have posted a 155-15 (.912) record while competing in three different home venues, including a 128-7 (.948) mark in the last 7+ seasons.*

*Houston is 109-7 (.940) in the Fertitta Center during the facility's history*

Season	Record	Venue (Record)
2024-25	16-1	Fertitta Center
2023-24	17-0	Fertitta Center
2022-23	16-2	Fertitta Center
2021-22	16-1	Fertitta Center
2020-21	15-0	Fertitta Center
2019-20	14-2	Fertitta Center
2018-19	19-1	Fertitta Center (15-1) / H&PE Arena (4-0)
2017-18	15-0	H&PE Arena
2016-17	12-5	Hofheinz Pavilion (12-4) / H&PE Arena (0-1)
2015-16	15-3	Hofheinz Pavilion
<b>Totals</b>	<b>155-15</b>	<b>Fertitta Center (109-7); H&amp;PE Arena (19-1); Hofheinz Pavilion (27-7)</b>

**Weekly Streaks:** With the March 3 rankings, the Cougars extended their school record with their 103rd consecutive week ranked among the AP Top 25. The previous mark was 35 straight weeks in the poll from 1967 to 1969.

• The Cougars have appeared in every AP Top 25 poll since Jan. 20, 2020 and own the nation's longest active streak.

• Houston has appeared in the Coaches poll for 85 consecutive weeks, dating back to March 2, 2020.

• The Jan. 13, 2020, polls were the last time Houston did not appear in either the AP or Coaches Top 25 polls.

**Season Streaks:** This is the eighth straight season in which Houston was ranked for at least one week.

• The Cougars have been ranked in both final national polls in each of the last six seasons, a first in program history.

**Preseason:** This was the fifth straight season in which the Cougars were ranked in both national preseason polls.

• That is the longest streak since the Cougars were ranked in the AP preseason poll for eight consecutive seasons from 1966 to 1974.

#### LONGEST ACTIVE ROAD WINNING STREAKS (through March 6, 2025)

Rk.	No.	School
1.	13	<b>Houston</b>
2.	9	Central Connecticut State
t3.	8	Drake
	8	Clemson
	8	Chattanooga
t6.	5	UC San Diego
	5	High Point
	5	UC Irvine
	5	Wofford
t10.	4	15 schools tied at

#### HOUSTON vs. RANKED OPPONENTS

• Houston has posted a 94-189 record against ranked opponents during its history.

• The Cougars are 5-3 against ranked opponents during the 2024-25 season.

• Houston has won five of its last six games against ranked opponents in 2024-25. Only an 82-81 loss in overtime to Texas Tech inside Fertitta Center in Houston on Feb. 1 prevents a longer streak.

• In its most recent action against a ranked opponent, Houston took a 69-61 win at #10/10 Texas Tech in Lubbock, Texas, on Feb. 24.

#### ABOUT BAYLOR

• Baylor brings a 19-10 overall record and 10-8 mark in Big 12 Conference play into Monday's game.

• The Bears are tied for sixth with Kansas in the Big 12 standings, through games of March 5.

• Baylor is 13-2 in home games played inside Foster Pavilion this season.

• Baylor has won its last two games, including a 61-58 win at TCU on March 4 in its most recent action.

• Against TCU, fifth-year forward Norchad Omier led all players with 19 points and 12 rebounds. Freshman guard V.J. Edgcombe totaled 18 points with three 3-pointers, seven rebounds, three assists and a pair of steals. Freshman guard Robert Wright added 11 points with a game-high seven assists and two steals in the win.

• This season, Omier leads the Bears with 15.7 points, 10.5 points and 1.0 rebounds per game. Edgcombe stands second with 14.7 points per game while Wright is third with 11.4 points per game but averages a team-best 4.5 assists per contest.

**Head Coach:** Scott Drew is in his 22nd season at Baylor and his 23rd year as a collegiate head coach.

• Drew has built a 482-267 record during his career and is 462-256 during his career with Baylor.

• He previously compiled a 20-11 record at Valparaíso (2002-03).

• Drew has a 1-2 record against Houston during his career with all three previous games during his Baylor tenure.

• Drew has a 1-8 record against Houston **Head Coach Kelvin Sampson** during their careers. That includes a 1-2 record with Baylor against Sampson's Houston teams and an 0-6 record with Oral Roberts and Sampson's Oklahoma squads.

• 1993 graduate of Butler.

#### WINNINGEST TEXAS NCAA DIVISION I TEAMS since 2015-16 (through March 5, 2025)

Rk.	School	W-L	Pct.
1.	<b>Houston</b>	<b>277-64</b>	<b>.812</b>
2.	<b>Baylor</b>	<b>234-96</b>	<b>.709</b>
3.	<b>Texas Tech</b>	<b>220-112</b>	<b>.663</b>
4.	Stephen F. Austin	205-107	.657
t5.	<b>Texas A&amp;M</b>	<b>198-126</b>	<b>.611</b>
t5.	Texas	198-133	.598
7.	North Texas	196-128	.605
8.	Sam Houston	195-130	.600
9.	SMU	193-112	.633
10.	<b>TCU</b>	<b>188-145</b>	<b>.565</b>
11.	Texas State	185-136	.576
t12.	Tarleton State	182-121	.601
t12.	Abilene Christian	182-133	.578

**SERIES HISTORY vs. BAYLOR**

• Houston owns a 40-16 lead against Baylor in the series, which began during the 1952-53 season.

• Saturday's game is the second of two regular-season meetings against Baylor during the 2024-25 season.

• The two schools met at least twice a year every season from 1975-76 through 1995-96.

• In the most recent encounter against Baylor, Houston took a 76-65 win inside Fertitta Center in Houston on Feb. 10.

• In the first meeting against Baylor, the Bears claimed a 77-62 win in Waco, Texas, on Jan. 26, 1953.

**on Road:** Houston holds a 15-10 lead in road games played in Waco, Texas, during the series history.

• Houston has won the last two meetings in Waco, Texas.

• The Cougars' last road loss was a 97-89 setback on Feb. 22, 1995.

• In the most recent road meeting, Houston enjoyed an 82-76 win in overtime in Waco on Feb. 24, 2024.

• In the first meeting in Waco, Baylor took a 77-62 win on Jan. 26, 1953.

**KELVIN SAMPSON vs. BAYLOR**

• Houston **Head Coach Kelvin Sampson** has posted a 24-1 record against Baylor during his career.

• Sampson is 2-1 against Baylor as Houston's head coach. He compiled a 22-0 mark with Oklahoma.

• Sampson's teams have won the last two meetings against Baylor.

• In his most recent meeting, Sampson's 2024-25 Houston team claimed a 76-65 win inside Fertitta Center in Houston on Feb. 10.

• In his first meeting against Kansas, Sampson's 1994-95 Oklahoma squad took a 75-70 win in Norman, Okla., on Jan. 2, 1995.

**on Road:** Sampson has posted an 11-0 record in his road games against Baylor during his career.

• That includes a 1-0 mark with Houston and a 10-0 record with Oklahoma.

• In his most recent road meeting at Baylor, Sampson's 2023-24 Houston team enjoyed an 82-76 win in overtime on Feb. 24, 2024.

• In his first road meeting at Baylor, Sampson's 1996-97 Oklahoma team took a 72-61 win in Waco, Texas, on March 1, 1997.

**KELVIN SAMPSON vs. SCOTT DREW**

• Houston **Head Coach Kelvin Sampson** posted an 8-1 record against Baylor Head Coach Scott Drew during their careers.

• That includes a 2-1 record with Houston and a 6-0 record with Oklahoma.

• In his most recent meeting against Drew, Sampson's 2024-25 Houston team enjoyed a 76-65 win inside Fertitta Center in Houston on Feb. 10.

• In his first meeting against Drew, Sampson's 2003-04 Oklahoma squad claimed a 78-67 win in Waco, Texas, on Jan. 28, 2004.

**on Road:** Sampson has posted a 4-0 road record against Baylor Head Coach Scott Drew during their careers.

• That includes a 1-0 mark with Houston and a 3-0 record with Oklahoma.

• In his most recent road meeting against Drew, Sampson's 2024-25 Houston team took a 92-86 win in overtime in Waco, Texas., on Feb. 24, 2024.

• In his first road meeting against Drew, Sampson's 2003-04 Oklahoma squad claimed a 78-67 win in Waco, Texas, on Jan. 28, 2004.

**KENPOM.COM TOP 20 in BOTH OFFENSIVE & DEFENSIVE EFFICIENCIES through March 5, 2025**

School	OFF.	Rk.	DEF.	Rk.
<b>Houston</b>	<b>124.3</b>	<b>10th</b>	<b>89.3</b>	<b>3rd</b>
Duke	129.1	2nd	89.8	4th
Auburn	130.8	1st	94.3	14th
Florida	127.2	4th	92.2	10th

**KENPOM.COM TOP 10 in BOTH OFFENSIVE & DEFENSIVE EFFICIENCIES through March 1, 2025**

School	OFF.	Rk.	DEF.	Rk.
<b>Houston</b>	<b>124.3</b>	<b>10th</b>	<b>89.3</b>	<b>3rd</b>
Duke	129.1	2nd	89.8	4th
Florida	127.2	4th	92.2	10th

the 28th 20-win season of his award-winning career.

• Norchad Omier scored 19 points and Langston Love added 15 for Baylor, which shot 58% - including 9 of 15 on 3s. VJ Edgcombe had 14 points, and Robert Wright III finished with 10.

• Houston outscored the Bears' bench 24-1, and three starters played at least 35 minutes.

• Uzan hit a 3-pointer that sparked a 10-1 run and gave the Cougars a 26-16 lead with 7:53 remaining in the first half. Houston's lead never dipped below six the rest of the way.

• Houston, which entered forcing more than 14 turnovers per game and ranking in the top 10 nationally with a 5.2 turnover margin, forced Baylor into 15 turnovers and converted them into 28 points.

**30-POINT GAMES**

Player	2024-25	Career
Mylik Wilson	0	1 (1-0)
LJ Cryer	1	2 (0-2)
Emanuel Sharp	0	1 (1-0)

**20-POINT GAMES**

Player	2024-25	Career
LJ Cryer	8 (2) [5-3]	33 [28-5]
J'Wan Roberts	5 [5-0]	10 [9-1]
Emanuel Sharp	1 [0-1]	7 [5-2]
Mylik Wilson	0 [0-0]	5 [5-0]
Milos Uzan	1 [1-0]	2 [1-1]
Ja'Vier Francis	0 [0-0]	1 [1-0]

**DOUBLE-FIGURE SCORING GAMES**

Player	2024-25	Career
LJ Cryer	22 (2) [19-3]	86 [69-17]
J'Wan Roberts	17 [14-3]	59 [53-6]
Emanuel Sharp	19 (1) [16-3]	50 [45-5]
Milos Uzan	19 (1) [16-3]	46 [29-17]
Mylik Wilson	6 (1) [6-0]	45 [32-13]
Terrance Arceneaux	12 [12-0]	16 [16-0]
Ja'Vier Francis	1 [1-0]	14 [14-0]
Ramon Walker Jr.	1 [1-0]	5 [5-0]
Joseph Tugler	4 [3-1]	5 [4-1]
Mercy Miller	1 [1-0]	1 [1-0]

**DOUBLE-DOUBLES**

Player	2024-25	Career
J'Wan Roberts	2 [2-0]	15 [13-2]
Ja'Vier Francis	1 [1-0]	4 [4-0]
Joseph Tugler	1 [1-0]	1 [1-0]
Milos Uzan	0	1 [1-0]

**20-REBOUND GAMES**

Player	2024-25	Career
J'Wan Roberts	0 [0-0]	1 [1-0]

**DOUBLE-FIGURE REBOUNDING GAMES**

Player	2024-25	Career
J'Wan Roberts	4 [3-1]	26 [22-4]
Joseph Tugler	2 [2-0]	2 [2-0]
Mylik Wilson	1 [1-0]	8 [7-1]
Ja'Vier Francis	1 [1-0]	4 [4-0]
Terrance Arceneaux	0 [0-0]	1 [1-0]
Milos Uzan	0	1 [1-0]

**DOUBLE-FIGURE ASSIST GAMES**

Player	2024-25	Career
Milos Uzan	1 [1-0]	2 [1-0/1-0]

**Bold** – Totals | ( ) – current streak | [ ] records

**LAST TIME vs. BAYLOR**

**#6/6 Houston 76, rv/rv Baylor 65 • Fertitta Center • Houston • Monday, Feb. 10, 2025**

by Associated Press

• Graduate guard **LJ Cryer** scored 14 points, junior guard **Milos Uzan** added 12 points and six assists, and #6/6 Houston beat Baylor 76-65 inside Fertitta Center.

• Sophomore guard **Terrance Arceneaux** had 11 points, and graduate forward **J'Wan Roberts** scored 10 for Houston. Junior guard **Emanuel Sharp** also finished with 10 after missing the last two games with an ankle injury.

• The Cougars shot 51% and went 10-of-24 on 3-pointers. They reached 20 wins for the 10th consecutive season under **Head Coach Kelvin Sampson**, who recorded

**LAST TIME vs. BAYLOR in WACO**

**#2/2 Houston 82, #11/11 Baylor 76 (OT) • Foster Pavilion • Waco, Texas • Saturday, Feb. 24, 2024**

by Associated Press

• Guard **LJ Cryer** made six free throws in overtime and finished with 15 points as #2/2 and Big 12-leading Houston beat the 11th-ranked Bears 82-76 inside Foster Pavilion.

• The Cougars never trailed in regulation and appeared to win the game on a long 3-pointer by point guard **Jamal Shead** at the buzzer. But replay showed the ball was still in his hands when the clock ran out.

• All six of Cryer's free throws came in overtime, the first two with 3:06 left to put the Cougars back ahead to stay after falling behind for the first time. After playing 70 games the past three seasons for Baylor before transferring to Houston, he got booed loudly every time he touched the ball early.

• Guard **Emanuel Sharp** had 18 points to lead the Cougars. Forward **J'Wan Roberts** had 17 points and eight rebounds while Shead had 12 points and 10 assists for this third double-double of the season.

• Ja'Kobe Walter scored a game-high 23 points for Baylor, and Rayl Dennis had 21. Jalen Bridges had 17 points and 13 rebounds, and Jayden Nunn scored 11 points.

• The Bears didn't tie the game for the first time until Yves Missi, their 7-foot freshman, made a layup while being fouled with 4.4 seconds left in regulation to make it 69-all. Roberts rebounded Missi's missed free throw, and Shead was just a tick late in ending the game without overtime.

• Baylor opened the second half with a 12-0 run while Houston missed its first eight shots. Bridges scored 14 of his 17 points in the second half, including nine in a row for the Bears in the final 5 1/2 minutes of regulation.

• The Cougars led 41-25 at halftime after scoring 13 points off 11 Baylor turnovers. They made 10 of 11 shots in one stretch, which Roberts started by assisting on consecutive baskets before ending it with a jumper that made it 27-10.

**COUGARS AMONG STATISTICAL LEADERS**

National rankings (through March 5, 2025)

Big 12 rankings (through March 6, 2025)

Big 12 leader in bold

**TEAM**

Category	Mark	Big 12 Rank	National Rank
<b>AP</b> (as of March 3, 2025)	<b>#3</b>	<b>1st</b>	<b>#3</b>
<b>USATODAY Sports Coaches</b> (as of March 3, 2025)	<b>#3</b>	<b>1st</b>	<b>#3</b>
<b>NET</b> (thru March 5, 2025)	<b>#3</b>	<b>1st</b>	<b>#3</b>
<b>KenPom</b> (thru March 5, 2025)	<b>+35.05</b>	<b>1st</b>	<b>3rd</b>
<b>Offensive Efficiency</b>	124.3	2nd	10th
<b>Defensive Efficiency</b>	<b>89.3</b>	<b>1st</b>	<b>3rd</b>
<b>ESPN BPI</b> (thru March 5, 2025)	<b>23.8</b>	<b>1st</b>	<b>2nd</b>
<b>W-L Percentage</b>	<b>.867</b>	<b>1st</b>	<b>5th</b>
<b>Big 12 W-L Percentage</b>	<b>.947</b>	<b>1st</b>	---
<b>Scoring Offense</b>	74.5	10th	163rd
<b>Scoring Defense</b>	<b>58.0</b>	<b>1st</b>	<b>1st</b>
<b>Scoring Margin</b>	<b>+16.5</b>	<b>1st</b>	<b>4th</b>
<b>FG Pct.</b>	46.0	6th	110th
<b>Opp. FG Pct.</b>	<b>38.4</b>	<b>1st</b>	<b>5th</b>
<b>3-Pt. Pct.</b>	<b>39.6</b>	<b>1st</b>	<b>3rd</b>
<b>3-Pt. FGs per Game</b>	8.0	9th	149th
<b>Opp. 3-Pt. Pct.</b>	31.6	5th	67th
<b>FT Pct.</b>	73.9	7th	115th
<b>Opp. FT Pct.</b>	69.6	3rd	---
<b>Total Rebounds</b>	36.4	7th	121st
<b>Total Rebounds Allowed</b>	31.1	2nd	---
<b>Rebounding Margin</b>	<b>+5.3</b>	<b>3rd</b>	<b>36th</b>
<b>Offensive Rebounds</b>	12.6	3rd	50th
<b>Offensive Rebound Pct.</b>	<b>36.9</b>	<b>1st</b>	---
<b>Defensive Rebounds</b>	23.8	11th	255th
<b>Defensive Rebound Pct.</b>	71.3	8th	---
<b>Assists</b>	12.6	14th	252nd
<b>Steals</b>	7.1	3rd	55th
<b>Blocked Shots</b>	4.7	2nd	33rd
<b>Turnovers</b>	<b>9.3</b>	<b>1st</b>	<b>9th</b>
<b>Turnover Margin</b>	<b>+4.8</b>	<b>1st</b>	<b>7th</b>
<b>Turnovers Forced</b>	14.1	3rd	47th
<b>Assist/Turnover Ratio</b>	1.36	7th	66th

**INDIVIDUAL**

Category	Mark	Big 12 Rank	National Rank
<b>SCORING</b>			
LJ Cryer	15.0	11th	257th
Emanuel Sharp	11.8	---	692nd
J'Wan Roberts	11.1	---	796th
Milos Uzan	10.9	---	853rd

**REBOUNDS**

J'Wan Roberts	6.3	15th	265th
Joseph Tugler	5.7	19th	---

**FIELD-GOAL PERCENTAGE**

LJ Cryer	41.9	14th	302nd
----------	------	------	-------

**ASSISTS**

Milos Uzan	4.5	8th	88th
------------	-----	-----	------

**FREE THROW PERCENTAGE**

<b>Emanuel Sharp</b>	<b>91.3</b>	<b>1st</b>	<b>6th</b>
----------------------	-------------	------------	------------

**STEALS**

Emanuel Sharp	1.4	---	284th
---------------	-----	-----	-------

**3-POINT FIELD GOAL PERCENTAGE**

<b>LJ Cryer</b>	<b>42.0</b>	<b>1st</b>	<b>22nd</b>
-----------------	-------------	------------	-------------

**3-POINT FIELD GOALS MADE**

LJ Cryer	2.90	2nd	44th
Emanuel Sharp	2.26	12th	187th

**BLOCKED SHOTS**

Joseph Tugler	2.0	3rd	23rd
Ja'Vier Francis	1.0	---	274th

**ASSIST/TURNOVER RATIO**

<b>Milos Uzan</b>	<b>3.27</b>	<b>1st</b>	<b>7th</b>
-------------------	-------------	------------	------------

**OFFENSIVE REBOUNDS**

Joseph Tugler	2.67	8th	100th
J'Wan Roberts	2.45	12th	141st

**DEFENSIVE REBOUNDS**

None			
------	--	--	--

**MINUTES PLAYED**

LJ Cryer	31:58	13th	309th
----------	-------	------	-------

**DOUBLE-DOUBLES**

J'Wan Roberts	2	t-17th	---
Joseph Tugler	1	t-25th	---
Ja'Vier Francis	1	t-25th	---



### CONSECUTIVE GAMES/STARTS STREAKS

Player	Consecutive Games	Consecutive Starts	Career Starts
J'Wan Roberts	88 (19)	34 (19)	102
Milos Uzan	94/30 / 94/30	80/30 / (80/30)	85
LJ Cryer	90 (90)	90 (90)	101
Emanuel Sharp	80 (7)	23	58
Mylik Wilson	55 (55)	1 (1)	1
Ja'Vier Francis	39 (29)	37 (1)	45
Ramon Walker Jr.	33	2	2
Joseph Tugler	30 (30)	22	24
Terrance Arceneaux	29 (29)	3	5
Cedric Lath	10	0	0
Mercy Miller	8	0	0
Kordelius Jefferson	7	0	0
Jacob McFarland	0	0	0
Chase McCarty	0	0	0

Career highs in **bold** | ( ) indicates current streak  
[ ] career total, including previous schools

### STREAKING at the LINE

- Graduate guard **LJ Cryer** stands as one of the Cougars, the Big 12's and the nation's premier free throw shooters.
- The Katy, Texas, native saw his streak of 26 consecutive made free throws end on his third attempt in the Cougars' win over rv/#25 West Virginia inside Fertitta Center on Jan. 15.
- That was only Cryer's second miss of the season. He has drained 60-of-65 free throw tries for a 92.1 percentage.
- Cryer's streak of 26 straight included all 10 vs. #9/9 Alabama (Nov. 26), two tries against Notre Dame (Nov. 27), two tries against San Diego State (Nov. 30), two tries against Butler (Dec. 7), two tries against Texas A&M-Corpus Christi (Dec. 21) and two tries against Oklahoma State (Dec. 30), four attempts at Kansas State (Jan. 11) and his first two tries against rv/#25 West Virginia (Jan. 15).

### SHARP BEHIND the ARC

- Junior guard **Emanuel Sharp** has established himself as a national leader in 3-point field goal shooting.
- Sharp has buried 61-of-146 long-range tries for a 41.8 percentage. He would rank among the national and Big 12 leaders with that total but falls just shy of the qualifying minimums.
- The Tampa, Fla., native drained 10 consecutive 3-pointers earlier this season (final two vs. Auburn [Nov. 9]; both vs. Louisiana [Nov. 13]; all five vs. Hofstra [Nov. 22] and first vs. #11/11 Auburn [Nov. 26]).

### SHARP at the LINE

- In addition to his long-range shooting, Sharp is equally proficient from the charity stripe.

• With a 91.3 percentage (73-of-80) from the free throw line, Sharp stands second among the Cougars but leads the Big 12 and ranks sixth nationally with that total.

• With his free throw miss at the 1:27 mark of the second half in the Feb. 10 win over rv/rv Baylor, Sharp saw his streak of consecutive free throws made snapped at 45.

• Prior to the Feb. 10 game against Baylor, Sharp's last miss at the free throw line came with 15:18 remaining in the game against #9/9 Alabama during the first day of the Players Era Tournament inside MGM Grant Garden Arena in Las Vegas on Nov. 26, 2024.

• Sharp enters Saturday's game at Baylor having made 65 of his last 68 free throws (95.6 percent).

• Research into past Houston boxscores is ongoing to determine where Sharp's streak of 45 straight ranks in school history.

### INJURY BUG

• Redshirt freshman center **Jacob McFarland** was lost after suffering a broken leg in practice on Oct. 29.

• McFarland underwent successful surgery that night and has begun the rehabilitation process.

• No timeline has been announced for his return.

• Senior guard **Ramon Walker Jr.** has missed the last 22 games after undergoing surgery on his right hand to repair a tendon following a collision in practice in mid-December.

• Junior guard **Emanuel Sharp** missed games against Oklahoma State (Feb. 4) and at Colorado (Feb. 8) with an ankle injury but returned against rv/rv Baylor (Feb. 10).

• Senior forward **Ja'Vier Francis** missed the season opener at Jackson State with a groin injury. He most recently missed the Cougars' Feb. 4 game at Oklahoma State due to concussion protocols but returned to the lineup at Colorado (Feb. 8).

### LOOKING for SEVEN STRAIGHT

• Houston will be looking to extend its school record-setting NCAA Tournament streak in 2024-25.

• Entering the 2024-25 season, the Cougars have competed in six consecutive NCAA Tournaments (2024 Sweet 16, 2023 Sweet 16, 2022 Elite Eight, 2021 Final Four, 2019 Sweet 16,

2018 Second Round) (The 2020 Tournament was not held due to the COVID-19 pandemic).

• In a program history which features 25 NCAA Tournament berths and six NCAA Final Four appearances, Houston has never competed in seven straight NCAA Tournaments.

• The Cougars competed in 4+ straight NCAA Tournaments five times during the program's history: 2018 to present; 1981 to 1984; 1970 to 1973 and 1965 to 1968).

### HOME SWEET HOME

• The Cougars have made Fertitta Center one of the top homecourt advantages in college basketball.

• With its Feb. 1 overtime loss to #22/19 Texas Tech, Houston saw its 33-game home winning streak come to an end. It was the nation's longest active streak at the time.

• Through games of March 4, Houston has won 38 of its last 39 home games inside Fertitta Center. Only a Feb. 1 loss in overtime to #22/19 Texas Tech prevents a longer streak.

• The Cougars posted a perfect 17-0 home record inside Fertitta Center in 2023-24. It was the 11th undefeated home season in school history and the third under **Head Coach Kelvin Sampson**.

• The Cougars have posted a 109-7 (.940) record inside Fertitta Center since the \$60 million facility opened on Dec. 1, 2018.

### CAPS and GOWNS

• Three Cougars on the 2024-25 roster have already received their bachelor's degrees from the University of Houston.

• Graduate guard **LJ Cryer** received his bachelor's degree in integrated studies in May 2024.

• Graduate guard **Mylik Wilson** earned his bachelor's degree in psychology in May 2024.

• Graduate forward **J'Wan Roberts** received his bachelor's degree in May 2023.

• All three Cougars will do post-baccalaureate work at Houston during the 2024-25 season. Cryer and Wilson will study health while Roberts will study human developmental family sciences.

### STAFF ADDITIONS

• The Cougars welcomed three staff members to the program in 2024-25.

• **Will Finch** joined as associate director of operations and will assist Director of Operations and Program Strategy **Bobby Champagne**.

• Finch replaced **Daniel Hixon**, who left to accept a position with the San Antonio Spurs.

• After wearing #20 as a student-athlete for four years, **Ryan Elvin** will move into an internal operations role on the Cougars' bench in 2024-25.

• North Carolina Central graduates **Justin Whatley** and **Shantelle Willingham** joined the program as internal operations staff and graduate assistant athletics trainer, respectively.

### JERSEY NUMBER CHANGES

• Two Cougars will wear different jersey numbers during the 2024-25 season.

• After wearing #25, sophomore forward **Joseph Tugler** will don #11 this season.

• Redshirt freshman guard **Kordelius Jefferson** sat out the entire 2023-24 season as a redshirt but was listed at #15 on the roster. Jefferson will wear #0 in 2024-25.

• With his debut with the Cougars, junior guard **Milos Uzan** will become the first Houston Men's Basketball student-athlete to wear #7, according to the best Houston records.

• In June 2023, the NCAA made a rule change allowing for student-athletes to wear any number between 0 and 99.

### COUGARS in the PROS

Player	Years at UH	Current Team
Quentin Grimes	2019-21	Dallas Mavericks
Taze Moore	2021-22	Portland Trail Blazers
Marcus Sasser	2019-23	Detroit Pistons
Jarace Walker	2022-23	Indiana Pacers

### OTHER LEAGUES

Player	Years at UH	Team	League
Armoni Brooks	2016-19	Olimpia Milano	Lega Basket Serie A
Josh Carlton	2021-22	Zhejiang Lions	Chinese Basketball Association
Corey Davis Jr.	2017-19	Vanoli Cremona	Lega Basket Serie A
Devin Davis	2016-18	Panionios	Greek Basketball League
Damyean Dotson	2015-17	Aliaga Petkimspor Izmir	Turkish Basketball League
Kyler Edwards	2021-22	JDA Dijon	LNB Elite
Justin Gorham	2018-21	Derthona Basket	Lega Basket Serie A
Rob Gray	2015-18	Scafati Basket	Lega Basket Serie A
Brisson Gresham	2018-21	AEK Larnaca	Cypriot OPAP Basket League
Chris Harris Jr.	2017-20	Frayles de Guasave	Mexican CIBACOPA
Nate Hinton	2018-20	Memphis Hustle	NBA G League
Danrad Knowles	2013-17	Azpetitia Juarist Iraurgi Saski Baloia	Spanish Segunda FEB
Wes VanBeck	2014-18	Aliaga Petkimspor Izmir	Turkish BSL
Fabian White Jr.	2017-22	Manisa Basket	Basketbol Super Ligi

### RECENT NATIONAL STATISTICS RANKINGS through March 5, 2025

National Leader in **Red**  
Top 10 rankings in **Bold**

#### WINNING PERCENTAGE

2024-25	<b>86.7</b>	<b>5th</b>
2023-24	<b>86.5</b>	<b>5th</b>
2022-23	<b>89.2</b>	<b>2nd</b>
2021-22	<b>84.2</b>	<b>6th</b>
2020-21	<b>87.5</b>	<b>4th</b>
2019-20	74.2	33rd
2018-19	<b>89.2</b>	<b>2nd</b>
2017-18	77.1	20th
2016-17	65.6	68th

#### FIELD GOAL PERCENTAGE DEFENSE

2024-25	<b>38.4</b>	<b>5th</b>
2023-24	<b>37.9</b>	<b>1st</b>
2022-23	<b>36.6</b>	<b>1st</b>
2021-22	<b>37.1</b>	<b>1st</b>
2020-21	<b>37.8</b>	<b>1st</b>
2019-20	<b>38.3</b>	<b>7th</b>
2018-19	<b>36.8</b>	<b>1st</b>
2017-18	<b>39.4</b>	<b>8th</b>
2016-17	40.8	34th

#### SCORING DEFENSE

2024-25	<b>58.0</b>	<b>1st</b>
2023-24	<b>57.6</b>	<b>1st</b>
2022-23	<b>54.0</b>	<b>2nd</b>
2021-22	<b>58.8</b>	<b>3rd</b>
2020-21	<b>58.2</b>	<b>2nd</b>
2019-20	61.1	11th
2018-19	<b>61.0</b>	<b>7th</b>
2017-18	64.9	18th
2016-17	64.9	30th

#### SCORING MARGIN

2024-25	<b>+16.5</b>	<b>4th</b>
2023-24	<b>+15.9</b>	<b>3rd</b>
2022-23	<b>+17.4</b>	<b>1st</b>
2021-22	<b>+16.1</b>	<b>2nd</b>
2020-21	<b>+17.8</b>	<b>2nd</b>
2019-20	+10.2	26th
2018-19	<b>+14.3</b>	<b>6th</b>
2017-18	+11.8	13th
2016-17	+8.8	35th

#### 3-POINT FIELD GOAL PERCENTAGE DEFENSE

2024-25	31.6	67th
2023-24	30.1	16th
2022-23	<b>27.9</b>	<b>2nd</b>
2021-22	<b>28.8</b>	<b>9th</b>
2020-21	<b>29.0</b>	<b>9th</b>
2019-20	<b>28.6</b>	<b>8th</b>
2018-19	<b>27.9</b>	<b>1st</b>
2017-18	32.3	35th
2016-17	32.9	68th

#### OFFENSIVE REBOUNDS PER GAME

2024-25	12.6	50th
2023-24	13.4	11th
2022-23	12.8	17th
2021-22	<b>13.3</b>	<b>7th</b>
2020-21	<b>14.5</b>	<b>3rd</b>
2019-20	<b>14.4</b>	<b>3rd</b>
2018-19	12.3	34th
2017-18	11.7	68th
2016-17	11.3	109th

### QUADRUPLE-DIGIT POINTS

(1) With his jumper in the lane midway through the second half at Kansas State on Jan. 11, graduate forward **J'Wan Roberts** became the 52nd member of Houston's 1,000-Point Club.

• Roberts took a pass from graduate guard **Mylik Wilson** and drained the basket with 11:36 left in the game to reach the milestone.

• Roberts now has 1,205 points to rank 31st in Houston career history.

(2) With his free throw at the 5:43 mark in the first half at UCF on Jan. 18, Wilson hit 1,000 points during his complete collegiate career.

• Wilson has scored 344 points at Houston (2022 – present) with 81 points at Texas Tech (2021-22) and 669 points at Louisiana (2019-21) for a total of 1,094 points during his career.

(3) Already a 1,000-Point scorer in his collegiate career, graduate guard **LJ Cryer** became the 53rd member of the Cougars' 1,000-Point Club.

• Cryer reached 1,000 points in his collegiate career with a 3-pointer at the 14:15 mark of the first half in the Dec. 30, 2023, win against Penn. He joined the Houston club with a pair of free throws late in the game against Cincinnati inside Fertitta Center on March 1.

• Cryer, who scored 788 points at Baylor from 2020-2023, scored 573 with the Cougars in 2023-24 for a total of 1,024 with Houston.

• Cryer now has 1,812 points during his collegiate career.

(4) Junior guard **Emanuel Sharp** needs only 20 more points to reach 1,000 in his collegiate. He has 968 points during his career with the Cougars.

• Prior to Roberts, All-American point guard **Jamal Shead** was the last student-athlete to reach 1,000 points as a Cougar, achieving that total during the 2023-24 season.

### BIG 12 PRESEASON POLL

• For the sixth straight season, Houston was picked among the Top-Two leaders in its conference preseason poll.

• The Cougars received a five first-place votes and 211 points to finish a close second in the Big 12 Coaches Preseason Poll.

• Houston was tabbed as preseason favorite for its last four years in the American Athletic Conference (2019-23).

• Graduate guard **L.J. Cryer** and graduate forward **J'Wan Roberts** were named to the Preseason All-Big 12 First Team. Houston was the only school with two student-athletes on the First Team.

### RIISING in the COACHING RANKS

• **Head Coach Kelvin Sampson** has compiled a 790-353 career record, including a 290-83 mark with the Cougars.

• With Houston's Feb. 22 win over #8/8 Iowa State inside Fertitta Center, Sampson moved into sole possession of 17th in NCAA history (among coaches with 10+ years of Division I experience).

• Sampson broke out of a tie with Lefty Driesell, who recorded 786 wins with Georgia State, James Madison, Maryland and Davidson from 1960 to 2003.

• Up next in the NCAA records book is Rick Byrd, who recorded 805 wins with Belmont, Lincoln Memorial and Maryville (Tenn.) from 1978 to 2021.

### IN THE NBA RANKS

• Five Cougars started the 2024-25 season on NBA rosters.

• That group includes **Quentin Grimes** (Dallas Mavericks), **Marcus Sasser** (Detroit Pistons), **Jarace Walker** (Indiana Pacers), guard **Taze Moore** (Portland Trail Blazers) and guard **Jamal Shead** (Toronto Raptors).

• Grimes is in his first season with the Dallas Mavericks after being taken with the No. 25 overall pick in the First Round of the 2021 NBA Draft by the New York Knicks. He became the first Cougar to be taken in the First Round since **Greg Anderson** was taken in 1987 by the San Antonio Spurs.

• Sasser is in his second season with the Pistons after being taken with the No. 25 pick of the 2023 NBA Draft.

• Walker is in his second season with the Pacers after being taken with the No. 8 pick of the 2023 NBA Draft. He was the highest Cougar taken in the Draft since Hall of Fame center **Hakeem Olajuwon** was taken at No. 1 by the Houston Rockets in 1984.

• Shead is in his rookie season with the Raptors after being taken in the Second Round with the No. 45 overall pick.

• Moore is in his second season with the Trail Blazers. He competed in four games during the 2023-24 season after signing a two-way contract in September 2024.

### 1,000 CLUB... TWICE

• Graduate forward **J'Wan Roberts** has joined one Houston 1,000 Club and is poised to join another during the 2024-25 season.

• With 1,205 points to date, Roberts became the 52nd member of Houston's career 1,000-Point Club.

• With 995 rebounds, Roberts needs only five more rebounds to join Houston's 1,000-Rebound Club. Only four student-athletes have snared 1,000 rebounds during their Houston career.

• If he reaches 1,000 points **AND** 1,000 rebounds in 2024-25, Roberts will become only the fourth Cougar in school history to reach quadruple digits in both categories.

• He would join legendary centers **Elvin Hayes** (2,884 pts., 1,602 rebs., 1965-68), **Hakeem Olajuwon** (1,332 pts., 1,067 rebs., 1981-84) and **Greg Anderson** (1,662 pts., 1,045 rebs., 1983-87) as the only student-athletes to accomplish that feat.

### 161... AND COUNTING

• When he stepped on the court and the ball was tipped at Kansas State on Jan. 11, graduate forward **J'Wan Roberts** added another Houston career record to his resume.

• In that win against Kansas State, Roberts competed in the 150th game of his Houston career to set the school mark.

• Roberts broke out of a tie with forward **Fabian White Jr.** (2017-22), who competed in 149 games during his award-winning career.

• Entering Saturday's game at Baylor, Roberts has competed in 165 games during his Houston career.

### RECENT NATIONAL STATISTICS RANKINGS through March 5, 2025

National Leader in **Red**  
Top 10 rankings in **Bold**

#### TURNOVER MARGIN

2024-25	<b>+4.8</b>	<b>7th</b>
2023-24	<b>+6.9</b>	<b>1st</b>
2022-23	+3.7	16th
2021-22	+3.1	25th
2020-21	+3.5	19th
2019-20	+0.3	165th
2018-19	+1.2	110th
2017-18	+1.1	99th
2016-17	+3.8	12th
2015-16	+2.0	52nd

#### TURNOVERS PER GAME

2024-25	<b>9.3</b>	<b>9th</b>
2023-24	<b>8.9</b>	<b>7th</b>
2022-23	10.0	14th
2021-22	11.1	49th
2020-21	10.7	16th
2019-20	11.9	70th
2018-19	11.1	34th
2017-18	11.9	92nd
2016-17	<b>9.8</b>	<b>4th</b>
2015-16	10.4	21st

#### KENPOM EFFICIENCY

2024-25	<b>+35.05</b>	<b>3rd</b>
2023-24	<b>+31.17</b>	<b>2nd</b>
2022-23	<b>+27.72</b>	<b>2nd</b>
2021-22	<b>+27.70</b>	<b>2nd</b>
2020-21	<b>+28.75</b>	<b>5th</b>
2019-20	+20.39	14th
2018-19	+24.13	12th
2017-18	+20.24	18th
2016-17	+13.61	52nd

#### KENPOM OFFENSIVE EFFICIENCY

2024-25	<b>124.3</b>	<b>10th</b>
2023-24	118.9	19th
2022-23	118.1	11th
2021-22	<b>116.8</b>	<b>10th</b>
2020-21	<b>118.3</b>	<b>7th</b>
2019-20	112.7	22nd
2018-19	115.3	19th
2017-18	114.6	38th
2016-17	113.5	39th

#### KENPOM DEFENSIVE EFFICIENCY

2024-25	<b>89.3</b>	<b>3rd</b>
2023-24	<b>87.7</b>	<b>2nd</b>
2022-23	<b>90.4</b>	<b>5th</b>
2021-22	<b>89.1</b>	<b>8th</b>
2020-21	<b>89.6</b>	<b>9th</b>
2019-20	92.3	21st
2018-19	91.2	11th
2017-18	94.4	13th
2016-17	99.9	79th



**MAKING HISTORY**

- Now in his sixth year at Houston, graduate forward **J'Wan Roberts** has etched his name atop the Cougars' winningest student-athletes.
- During his award-winning career, Roberts has compiled a 142-23 record at Houston, entering Saturday's Big 12 showdown at Baylor in Waco, Texas.
- With Houston's win over Butler during the Big 12-Big East Challenge inside Fertitta Center on Dec. 7, Roberts broke out of a tie with Forward **Fabian White Jr.** to become the winningest student-athlete in program history.
- White posted a 121-28 record during his Houston career from 2017 to 2022.

**FINE in FERTITTA CENTER**

- With the Cougars' 97-40 win over Jackson State inside Fertitta Center on Nov. 4, graduate forward **J'Wan Roberts** etched his name in the Houston records book.
- With Houston's March 3 win over Cincinnati, Roberts has posted a 77-4 record inside Fertitta Center during his career.
- In Houston's Nov. 4 win over Jackson State, Roberts broke out of a tie with point guard **Jamal Shead** to become the Fertitta Center's winningest student-athlete.
- Roberts became the first member of the Fertitta Center 50-Win Club against Montana on Nov. 24, 2023.

**UNDER the BOARDS**

- When the shot goes up, graduate forward **J'Wan Roberts** is working to get to that rebound.
- This season, Roberts leads Houston and is 15th in the Big 12 with 6.3 rebounds per game.
- In 2023-24, the St. Thomas, U.S. Virgin Islands, native led the Cougars and ranked sixth in the Big 12 with 6.8 rebounds per game.
- Roberts was one of only three student-athletes to stand among the Big 12 Top-10 leaders in both offensive AND defensive rebounding.
- Roberts was third with 2.64 offensive rebounds per game and finished 10th with 4.17 defensive boards per contest.
- Roberts joined Kansas' Hunter Dickinson (2.58, 5th; 8.36 drpg, 1st) and Cincinnati's Aziz Bandaogo (2.28 orpg, 9th; 5.17 drpg, 6th) in that exclusive group.

**LJ for THREEEEEEEE!!!!**

- One of the nation's premier 3-pointers, graduate guard **LJ Cryer** started the 2024-25 season on a hot streak with four treys in six attempts during Houston's season-opening win over Jackson State inside Fertitta Center on Nov. 4.
- In 2024-25, Cryer leads the league with a 42.0 (87-for-207) 3-point field goal percentage. The Katy, Texas, native also leads Houston and is second in the Big 12 with 2.9 3-point field goals per game.
- Cryer has drained at least one trey in all but two games with multiple 3-pointers in all but six games in 2024-25.
- He enters Saturday's game at Baylor having drained 3+ 3-pointers in eight of his last 10 contests.
- A year ago, Cryer drained 112-of-289 from behind the arc and led the Cougars and the Big 12 Conference with 3.0 3-pointers per game.
- With 112 treys, Cryer became only the eighth Cougar in

**MOVING UP**

- With Houston's 77-67 win over South Carolina on Dec. 5, 2020, inside the Fertitta Center, **Head Coach Kelvin Sampson** became the second-winningest coach in Houston history.
- Sampson moved past **Pat Foster**, who recorded 142 victories from 1986 to 1993.
- Sampson ranks as Houston's career leader in winning percentage at .777 (290-83 record).

Rk.	Coach	Record	Pct.	Years
1.	Guy V. Lewis	592-279	.680	1956-86
2.	<b>Kelvin Sampson</b>	<b>290-83</b>	<b>.777</b>	<b>2014 -</b>
3.	Pat Foster	142-73	.660	1986-93
4.	Alden Pasche	135-116	.538	1946-56
5.	Tom Penders	121-77	.611	2004-10

school history to drain 100+ treys in a single season.

- He became the first Cougar since All-American guard

**Quentin Grimes** buried 100 treys during the 2020-21 season.

- In 2024-25, Cryer looks to become only the third Cougar in Houston history to reach triple-digits 3s in multiple seasons.

- Guard **Corey Davis Jr.** is the most recent Cougars to accomplish that feat with 111 treys in 2018-19 and 103 treys in 2017-18.

- Guard **Robert McKiver** was the first Cougar with 100+ 3-pointers in multiple years, posting 116 treys in 2006-07 and setting a school record with 145 in 2007-08.

**JOJO SAYS NO NO**

- Sophomore forward **Joseph Tugler** was a defensive force for the Cougars in their Nov. 26 loss to #9/9 Alabama during the first day of the Players Era Festival inside MGM Grand Garden Arena in Las Vegas.

- The Monroe, La., native swatted eight shots and added eight rebounds, including six defensive boards against the Crimson Tide.

- Tugler became the first Cougar to block eight shots in a game since center **Emmanuel Adeife** accomplished that feat in the season-opening win over Florida Tech on Nov. 22, 2005.

- With his impressive total, Tugler also became only the seventh Cougar

to block eight shots in a game in school history. He joined Adeife (2005-06), **Anwar Ferguson**, (2002-04), **Dwight Jones** (1971-73), **Hakeem Olajuwon** (1981-84) and **Bo Outlaw** (1991-93).

- The Monroe, La., native leads the Cougars, ranks third in the Big 12 and 23rd nationally with 2.0 blocks per game (60 in 30 games).

- Tugler has recorded 17 games with multiple blocks in 2024-25.

- He was one of 15 student-athletes from across the nation named to the Naismith Defensive Player of the Year presented by MOLECULE Watch List in early February.

**RETURNING REDSHIRTS**

- The Cougars welcome the return of two red-

shirts in 2023-24.

- Redshirt freshman center **Jacob McFarland** sat out a year ago after competing as a senior at Rancho Verde High School in Moreno Valley, Calif., in 2022-23.

- At 6-foot-11, McFarland is the tallest member of the 2024-25 team.

- Redshirt freshman guard **Kordelius Jefferson** sat out the 2023-23 season following surgery on both wrists during the summer of 2023.

- Jefferson was an award-winning high school star at James Martin High School in Arlington, Texas, in 2022-23.

**HOUSTON in TOYOTA CENTER HISTORY**

- With its loss to #11/11 Auburn during the nightcap of the Mattress Firm Battleground 2k24 on Nov. 9, Houston fell to 2-1 in games played inside Toyota Center since that facility opened Oct. 6, 2003.

- This was the second straight season in which the Cougars played in Toyota Center, home of the NBA's Houston Rockets.

- During the 2023-24 season, fourth-ranked Houston enjoyed a 70-66 win over Texas A&M during the nightcap of The Halal Guys Showcase on Dec. 16, 2023.

- In their first game in Toyota Center, the Cougars claimed a 54-52 win over Rice in the Dickies Shootout on Dec. 21, 2013.

**SEASON OPENER HISTORY**

- With its 60-47 win over Oklahoma State in Stillwater, Okla., on Dec. 30, 2024, Houston improved to 40-25 during its conference opener history.

- The Cougars have won their last 10 conference openers and 17 of their last 18. Only a 73-54 loss at Memphis on Dec. 31, 2014, prevents a longer Houston winning streak.

- Houston has posted a 2-0 record in conference openers in the **Big 12**, a 9-1 mark in the **American Athletic Conference**, a 7-10 record in **Conference USA**, an 11-10 mark in the **Southwest Conference**, an 8-2 record in the **Missouri Valley Conference**, a 1-0 mark in the **Gulf Coast Conference** and a 2-2 record in the

**WINNINGEST BIG 12 TEAMS in CONFERENCE PLAY**

Rk.	Record	Pct.	School	Year
1.	18-1	.947	<b>Houston</b>	<b>2024-25</b>
2.	17-1	.944	Kansas	2019-20
t3.	16-0	1.000	Kansas	2001-02
	16-2	.889	Kansas	2016-17
	16-2	.889	Kansas	2011-12
t6.	15-3	.833	<b>Houston</b>	<b>2023-24</b>
	15-3	.833	Baylor	2019-20
	15-3	.833	Kansas	2015-16
	15-1	.938	Kansas	2009-10
	15-1	.938	Kansas	1997-98
	15-1	.938	Kansas	1996-97

**WINNINGEST HOUSTON TEAMS in CONFERENCE PLAY**

Rk.	Record	Season	Pct.	Conference	Head Coach
1.	18-1	2024-25	.947	<b>Big 12</b>	<b>Kelvin Sampson</b>
2.	17-1	2022-23	.944	<b>American Athletic</b>	<b>Kelvin Sampson</b>
t2.	16-2	2018-19	.889	<b>American Athletic</b>	<b>Kelvin Sampson</b>
	16-0	1982-83	1.000	Southwest	Guy V. Lewis
t5.	15-3	2023-24	.833	<b>Big 12</b>	<b>Kelvin Sampson</b>
	15-3	2021-22	.833	<b>American Athletic</b>	<b>Kelvin Sampson</b>
	15-1	1983-84	.938	Southwest	Guy V. Lewis
	14-3	2020-21	.824	<b>American Athletic</b>	<b>Kelvin Sampson</b>
	14-4	2017-18	.778	<b>American Athletic</b>	<b>Kelvin Sampson</b>
t10.	13-5	2019-20	.722	<b>American Athletic</b>	<b>Kelvin Sampson</b>
	13-3	1989-90	.813	Southwest	Pat Foster
	13-3	1976-77	.813	Southwest	Guy V. Lewis
t13.	12-6	2016-17	.667	<b>American Athletic</b>	<b>Kelvin Sampson</b>
	12-6	2015-16	.667	<b>American Athletic</b>	<b>Kelvin Sampson</b>
t15.	11-5	2007-08	.688	Conference USA	Tom Penders
	11-3	1995-96	.813	Southwest	Alvin Brooks
	11-3	1991-92	.786	Southwest	Pat Foster
	11-5	1981-82	.688	Southwest	Guy V. Lewis
	11-5	1977-78	.688	Southwest	Guy V. Lewis
	11-1	1946-47	.917	Lone Star	Alden Pasche

**Lone Star Conference.**

**in Big 12 Conference:** Houston is 2-0 in Big 12 openers after its 60-47 win at Oklahoma State in Stillwater, Okla., on Dec. 30, 2024.

The Cougars began their Big 12 Conference tenure with an 89-55 win over West Virginia in Fertitta Center on Jan. 6, 2024.

**in Conference Home Openers:** With its Jan. 4 win over BYU inside Fertitta Center, Houston is 43-22 in conference home openers during its history.

• This includes a 2-0 mark in the **Big 12 Conference**, a 9-1 mark in the **American Athletic Conference**, a 9-8 record in **Conference USA**, a 15-6 mark in the **Southwest Conference**, a 6-4 record in the **Missouri Valley Conference**, a 1-0 mark in the **Gulf Coast Conference** and a 1-3 record in the **Lone Star Conference**.

- The Cougars have won their last 10 and 14 of their last 15 conference home openers. Only a 79-78 loss in overtime to

**HOUSTON'S MOST PLAYED OPPONENTS through March 7, 2025**

Rk.	G	Opponent	W-L	Pct.	Current Strk	First Game	Last Game
1.	92	SMU	58-34	.630	W3	1955-56	2022-23
2.	87	Texas A&M	55-32	.632	W2	1946-47	2023-24
3.	84	Rice	66-18	.786	W7	1971-72	2023-24
4.	76	<b>TCU</b>	<b>50-26</b>	<b>.658</b>	<b>W2</b>	<b>1955-56</b>	<b>2024-25</b>
5.	66	Texas	34-32	.515	W3	1949-50	2023-24
6.	61	Tulsa	32-29	.525	W4	1950-51	2022-23
7.	60	<b>Texas Tech</b>	<b>32-28</b>	<b>.533</b>	<b>W1</b>	<b>1960-61</b>	<b>2024-25</b>
8.	59	Memphis	23-36	.390	L1	1956-57	2022-23
9.	56	<b>Baylor</b>	<b>40-16</b>	<b>.714</b>	<b>W3</b>	<b>1952-53</b>	<b>2024-25</b>
10.	50	Tulane	32-18	.640	W11	1946-47	2022-23
11.	50	<b>Cincinnati</b>	<b>17-33</b>	<b>.340</b>	<b>W12</b>	<b>1957-58</b>	<b>2024-25</b>

2024-25 opponents in bold

Tulsa in Hofheinz Pavilion on Jan. 6, 2015, prevents a longer winning streak.

- In its most recent conference home opener, Houston took an 86-55 win over BYU inside Fertitta Center in Houston on Jan. 4.

**in Conference Road Openers:** With its win at Oklahoma State in Stillwater, Okla., on Dec. 30, 2024, Houston improved to 29-36 in conference road openers during its history.

- This includes a 1-1 mark in the **Big 12 Conference**, an 8-2 mark in the **American Athletic Conference**, a 3-14 record in Conference USA, a 10-11 mark in the **Southwest Conference**, a 4-6 record in the **Missouri Valley Conference**, a 1-0 mark in the **Gulf Coast Conference** and a 2-2 record in the **Lone Star Conference**.

- With their Dec. 30, 2024, win at Oklahoma State, the Cougars have won five of their last six conference road openers.

#### SEASON OPENER HISTORY

- With its 97-40 win over Jackson State on Nov. 4, inside Fertitta Center, Houston improved to 61-19 in season openers during its history.

- The win against Jackson State was the second-biggest season-opening win in school history, trailing only the 2004-05 team's 131-62 win over Florida Tech inside Hofheinz Pavilion on Nov. 22, 2005.

- The Cougars have won their last 16 and 20 of their last 21 season openers... Only a 65-63 loss to Georgia Southern on the first day of the 2K Sports Classic benefiting Coaches vs. Cancer in Durham, N.C., on Nov. 11, 2008, prevents a longer streak.

- Houston has won handily in recent history, winning its last 16 season openers by an average of 30.4 points per game (487 points in 16 games).

- With its 2024-25 season-opening win, Houston has won nine of its last 10 season openers by 28+ points. Only the 2021-22 season-opening 83-75 overtime win against Hofstra prevents a longer streak.

#### KELVIN SAMPSON in SEASON OPENERS

- With Houston's 97-40 win over Jackson State on Nov. 4 inside Fertitta Center, **Head Coach Kelvin Sampson** improved to 33-3 record in season openers during his award-winning career.

- In season openers, Sampson is 11-0 during his Houston tenure... Posted a 2-0 record at Indiana, an 11-1 mark at Oklahoma a 6-1 record at Washington State and a 3-1 mark at Montana Tech.

- With the win over Jackson State, Sampson's teams have won their last 16 season openers and 29 of his last 30... Only a 68-62 loss to Alabama at the AT&T Wireless Classic in New York on Nov. 14, 2002, prevents a longer streak.

- During his career, Sampson's teams have won by an average of 25.6 points per game (846 points in 33 wins).

- In his teams' 33 season-opening wins, only four teams have won by fewer than double digits... His first team at Houston in 2014-15 claimed a 77-74 win at Murray State on Nov. 14, 2014, in his most recent single-digit, season-opening win.

#### IN the PRO RANKS

- In addition to the Cougars in the NBA, numerous other Cougars continue to compete in various leagues for teams around the world.

- Guard **Armoni Brooks** (Olimpia Milano) plays in the Lega Basket Serie A.

- Center **Josh Carlton** (Zhejiang Lions) plays in the Chinese Basketball Association.

- Guard **Corey Davis Jr.** (Vanoli Cremona) plays in Lega Basket Serie A.

- Forward **Devin Davis** (Panionios) is playing in the Greek Basketball League.

- Guard **Damyean Dotson** (Aliaga Petkimspor Izmir) is competing in the Turkish Basketball League.

- Guard **Kyler Edwards** (JDA Dijon) plays in the LNB Elite.

- Forward **Justin Gorham** (Derthona Basket) plays in the Lega Basket Serie A.

- Guard **Rob Gray** (Scafati Basket) plays in the Lega Basket Serie A.

- Forward **Brisen Gresham** (AEK Larnaca) plays in the Cy-

priot OPAP Basket League.

- Center **Chris Harris Jr.** (Frayles de Guasave) plays in the Mexican CIBACOPA.

- Guard **Nate Hinton** (Memphis Hustle) plays in the NBA G League.

- Forward **Danrad Knowles** (Azpeitia Juaris Iraurug Saski Baloia) plays in the Spanish Segunda FEB.

- Guard **Wes VanBeck** (Aliaga Petkimspor Izmir) plays in the Turkish BSL.

- Forward **Fabian White Jr.** (Manisa Basket) plays in the Basketball Super Ligi.

### WELCOME to HOUSTON

- The Cougars signed four newcomers to the team for the 2025-26 season during the early signing period in November 2024.

- Houston's 2025 signing class is ranked nationally at **#1** (*on3*), **#2** (*247Sports*), **#2** (*Rivals*) and **#2** (ESPN).

- Guard **Isiah Harwell**, guard Bryce Jackson, point guard **Kingston Flemings** and center **Chris Cenac Jr.** will compete as true freshmen in 2025-26, and each will have four years of eligibility remaining.

#### CHRIS CENAC JR.

**Forward/Center • 6-10 • 230 • Freshman**  
**New Orleans, La.**

**Link Academy [Branson, Mo.]**

5-star recruit by *Rivals*, *247Sports*, *on3* and ESPN... Ranked #7 overall and No. 4 power forward nationally by *on3*... Ranked #10 overall and No. 1 center nationally by *247Sports*... Ranked #7 overall and No. 1 center nationally in *ESPN100*... Ranked #6 overall and #3 power forward by *Rivals*... Chose Houston over Alabama, Arkansas, Auburn, Baylor, Kentucky, Louisville, LSU, Michigan State, Tennessee, Texas and UConn... Played for Coach Chad Myers at Link Academy... Named to McDonald's All-American Game Wes Team... Named to Naismith Trophy Watch List for National High School Player of the Year... Following 2023-24 season, named Most Valuable Player at NBPA Top 100 camp... Guided Team USA to gold medal at FIBA Under-17 World Cup in Istanbul... Was named Most Valuable Player of Puma's PRO16 League... Led Isidore Newman High School (New Orleans) to its third straight state championship... Was an All-State Second-Team selection... Averaged 13.9 points, 10.2 rebounds, 1.9 steals, 1.7 assists and 1.3 blocks per game... Recognized as State Championship Most Outstanding Player... Last name is pronounced See-Nack.

#### KINGSTON FLEMINGS

**Guard • 6-3 • 170 • Freshman**

**San Antonio, Texas**

**William J. Brennan High School**

4-star recruit by *Rivals*, *247Sports*, *on3* and ESPN... Ranked #14 overall and No. 1 shooting guard nationally by *on3*... Ranked #18 overall and No. 3 point guard nationally by *247Sports*... Ranked #21 overall and No. 6 point guard nationally in *ESPN100*... Ranked #22 overall and No. 3 point guard nationally by *Rivals*... Chose Houston over Alabama, Baylor, LSU, TCU, Tennessee, Texas, Texas A&M and Texas Tech... Played for Coach Koty Cowgill at Brennan High

School... Led Team USA to Gold Medal at FIBA U18 3x3 World Cup in Debrecen, Hungary... Competed at USA Basketball U17 National Team training camps and National Basketball Association Players Association Top 100 Camp... Played on Puma's Pro16 Circuit... Named to Naismith Trophy Watch List for National High School Player of the Year... Named San Antonio Express-News Player of the Year for second straight season following his junior season in 2023-24.

#### ISIAH HARWELL

**Guard • 6-6 • 200 • Freshman**

**Pocatello, Idaho**

**Wasatch Academy [Mount Pleasant, Utah]**

5-star recruit by *Rivals*, *247Sports*, *on3* and ESPN... Ranked #10 overall and No. 3 shooting guard nationally by *on3*... Ranked #12 overall and No. 2 shooting guard nationally by *247Sports*... Ranked #14 overall and No. 3 shooting guard nationally in *ESPN100*... Ranked #9 overall and #3 shooting guard by *Rivals*... Chose Houston over California, Gonzaga and Texas... Played for Coach Paul Peterson at Wasatch Academy and for Coach Tim Davis with Utah Prospects... Named to McDonald's All-American Game East Team... Named to Naismith Trophy Watch List for National High School Player of the Year... Led Utah Prospects to adidas AAU National Championship in South Carolina... Led Team USA to Gold Medal at U16 FIBA Americas Championships in Merida, Mexico... Played for championship team at NBPA Top 100 Camp.

#### BRUCE JACKSON

**Guard • 6-6 • 205 • Freshman**

**Pearland, Texas**

**Shadow Creek High School**

3-star recruit by ESPN, *On3* and *247Sports*... Played for Coach David President... Overcame leg injuries during his sophomore and junior seasons... Returned to full health in Summer 2024 and impressed coaches at TABC Showcase.



## 2024-25 HONORS

### LJ CRYER

- 1A FAR Academic Excellence Award
- 2024-25 *Blue Ribbon College Yearbook* Preseason All-America Fourth Team
- 2024-25 Preseason All-Big 12 First Team
- 2024-25 NABC Player of the Year Preseason Watch List
- 2024-25 John R. Wooden Award Preseason Top 50 Watch List
- 2024-25 Jersey Mike's Naismith Trophy Player of the Year Watch List
- 2024-25 Jerry West Shooting Guard of the Year Watch List

### J'WAN ROBERTS

- 2024-25 *Blue Ribbon College Yearbook* Preseason All-America Third Team
- 2024-25 Preseason All-Big 12 First Team
- 2024-25 John R. Wooden Award Preseason Top 50 Watch List
- 2024-25 Jersey Mike's Naismith Trophy Player of the Year Watch List
- 2024-25 Karl Malone Power Forward of the Year Watch List

### JOSEPH TUGLER

- Naismith Defensive Player of the Year Watch List

### MILOS UZAN

- USBWA Oscar Robertson National Player of the Week (Jan. 27, 2025)
- Big 12 Conference Player of the Week (Jan. 27, 2025)

## 2024-25 PRESEASON BIG 12 CONFERENCE COACHES POLL

Rk.	School (First-place votes)	Pts.
1.	Kansas (9)	215
2.	<b>Houston (5)</b>	<b>211</b>
3.	Iowa State (1)	194
4.	Baylor	185
5.	Arizona (1)	179
6.	Cincinnati	140
7.	Texas Tech	135
8.	Kansas State	133
9.	BYU	116
10.	TCU	90
11.	UCF	83
12.	Arizona State	64
13.	West Virginia	62
14.	Oklahoma State	46
15.	Colorado	37
16.	Utah	30

### PRESEASON PLAYER of the YEAR

Hunter Dickinson • Center • Kansas

### PRESEASON CO-NEWCOMERS of the YEAR

Jeremy Roach • Guard • Baylor  
Coleman Hawkins • Wing • Kansas State

### FRESHMAN of the YEAR

VJ Edgecombe • Guard • Baylor

### PRESEASON ALL-BIG 12 TEAMS

First Team			
Pos.	Player	Cl.	School
F	J'Wan Roberts	Gr.	Houston
G	LJ Cryer	Sr.	Houston
C	Hunter Dickinson	Gr.	Kansas
G	Caleb Love	5th	Arizona
G	Tamin Lipsey	Jr.	Iowa State
Second Team			
Pos.	Player	Cl.	School
F	Norchad Omier	Sr.	Baylor
G	Jeremy Roach	5th	Baylor
G	Keshon Gilbert	Sr.	Iowa State
G	Dajuan Harris	Gr.	Kansas
F	Coleman Hawkins	Sr.	Kansas State

## GAME-by-GAME STARTERS

Opponent	Date	1	2	3	4	5	Record
<b>JACKSON STATE</b>	<b>11/4/24</b>	<b>Uzan</b>	<b>Cryer</b>	<b>Sharp</b>	<b>Roberts</b>	<b>Tugler</b>	<b>1 (1-0)</b>
vs. #11/11 Auburn	11/9/24	Uzan	Cryer	Sharp	Roberts	Francis	1 (0-1)
<b>LOUISIANA</b>	<b>11/13/24</b>	<b>Uzan</b>	<b>Cryer</b>	<b>Sharp</b>	<b>Roberts</b>	<b>Francis</b>	<b>2 (1-1)</b>
<b>rv/- HOFSTRA</b>	<b>11/22/24</b>	<b>Uzan</b>	<b>Cryer</b>	<b>Sharp</b>	<b>Roberts</b>	<b>Francis</b>	<b>3 (2-1)</b>
vs. #9/9 Alabama	11/26/24	Uzan	Cryer	Sharp	Roberts	Francis	4 (2-2)
vs. Notre Dame	11/27/24	Uzan	Cryer	Sharp	Roberts	Francis	5 (3-2)
vs. San Diego State	11/30/24	Uzan	Cryer	Sharp	Roberts	Francis	6 (3-3)
<b>BUTLER</b>	<b>12/7/24</b>	<b>Uzan</b>	<b>Cryer</b>	<b>Sharp</b>	<b>Roberts</b>	<b>Tugler</b>	<b>2 (2-0)</b>
<b>TROY</b>	<b>12/10/24</b>	<b>Uzan</b>	<b>Cryer</b>	<b>Sharp</b>	<b>Roberts</b>	<b>Tugler</b>	<b>3 (3-0)</b>
<b>TOLEDO</b>	<b>12/18/24</b>	<b>Uzan</b>	<b>Cryer</b>	<b>Sharp</b>	<b>Roberts</b>	<b>Tugler</b>	<b>4 (4-0)</b>
<b>TEXAS A&amp;M-CORPUS CHRISTI</b>	<b>12/21/24</b>	<b>Uzan</b>	<b>Cryer</b>	<b>Sharp</b>	<b>Arceneaux</b>	<b>Tugler</b>	<b>1 (1-0)</b>
* at Oklahoma State	12/30/24	Uzan	Cryer	Sharp	Roberts	Tugler	5 (5-0)
* <b>BYU</b>	<b>1/4/25</b>	<b>Uzan</b>	<b>Cryer</b>	<b>Sharp</b>	<b>Roberts</b>	<b>Tugler</b>	<b>6 (6-0)</b>
* <b>TCU</b>	<b>1/6/25</b>	<b>Uzan</b>	<b>Cryer</b>	<b>Sharp</b>	<b>Roberts</b>	<b>Tugler</b>	<b>7 (7-0)</b>
* at Kansas State	1/11/25	Uzan	Cryer	Sharp	Roberts	Tugler	8 (8-0)
* <b>rv/#25 WEST VIRGINIA</b>	<b>1/15/25</b>	<b>Uzan</b>	<b>Cryer</b>	<b>Sharp</b>	<b>Roberts</b>	<b>Tugler</b>	<b>9 (9-0)</b>
* at UCF	1/18/25	Uzan	Cryer	Sharp	Roberts	Tugler	10 (10-0)
* <b>UTAH</b>	<b>1/21/25</b>	<b>Uzan</b>	<b>Cryer</b>	<b>Arceneaux</b>	<b>Roberts</b>	<b>Tugler</b>	<b>1 (1-0)</b>
* at #12/11 Kansas	1/25/25	Uzan	Cryer	Sharp	Roberts	Tugler	11 (11-0)
* at rv/rv West Virginia	1/29/25	Uzan	Cryer	Sharp	Roberts	Tugler	12 (12-0)
* <b>#22/19 TEXAS TECH</b>	<b>2/1/25</b>	<b>Uzan</b>	<b>Cryer</b>	<b>Sharp</b>	<b>Roberts</b>	<b>Tugler</b>	<b>13 (12-1)</b>
* <b>OKLAHOMA STATE</b>	<b>2/4/25</b>	<b>Uzan</b>	<b>Cryer</b>	<b>Arceneaux</b>	<b>Roberts</b>	<b>Tugler</b>	<b>2 (2-0)</b>
* at Colorado	2/8/25	Uzan	Cryer	Arceneaux	Roberts	Tugler	3 (3-0)
* <b>rv/rv BAYLOR</b>	<b>2/10/25</b>	<b>Uzan</b>	<b>Cryer</b>	<b>Sharp</b>	<b>Roberts</b>	<b>Tugler</b>	<b>14 (13-1)</b>
* at #13/13 Arizona	2/15/25	Uzan	Cryer	Sharp	Roberts	Tugler	15 (14-1)
* at Arizona State	2/18/25	Uzan	Cryer	Sharp	Roberts	Tugler	16 (15-1)
* <b>#8/8 IOWA STATE</b>	<b>2/22/25</b>	<b>Uzan</b>	<b>Cryer</b>	<b>Sharp</b>	<b>Roberts</b>	<b>Tugler</b>	<b>17 (16-1)</b>
* at #10/10 Texas Tech	2/24/25	Uzan	Cryer	Sharp	Roberts	Tugler	18 (17-1)
* <b>CINCINNATI</b>	<b>3/1/25</b>	<b>Uzan</b>	<b>Cryer</b>	<b>Sharp</b>	<b>Roberts</b>	<b>Tugler</b>	<b>19 (18-1)</b>
* <b>KANSAS</b>	<b>3/3/25</b>	<b>Uzan</b>	<b>Cryer</b>	<b>Wilson</b>	<b>Roberts</b>	<b>Francis</b>	<b>1 (1-0)</b>
* at Baylor	3/8/25	---	---	---	---	---	---
vs. TBA	TBA	---	---	---	---	---	---

## TEAM GAME-by-GAME SPECIALTY STATISTICS

Opponent	Date	Points Off Turnovers		2nd Chance Points		Points in the Paint		Fastbreak Points		Bench Points	
		UH	Opp.	UH	Opp.	UH	Opp.	UH	Opp.	UH	Opp.
<b>JACKSON STATE</b>	<b>11/4/24</b>	<b>35</b>	<b>4</b>	<b>13</b>	<b>2</b>	<b>42</b>	<b>14</b>	<b>15</b>	<b>0</b>	<b>47</b>	<b>7</b>
vs. #11/11 Auburn	11/9/24	16	10	16	9	28	36	10	14	17	39
<b>LOUISIANA</b>	<b>11/13/24</b>	<b>27</b>	<b>3</b>	<b>17</b>	<b>5</b>	<b>34</b>	<b>12</b>	<b>15</b>	<b>2</b>	<b>39</b>	<b>21</b>
<b>rv/- HOFSTRA</b>	<b>11/22/24</b>	<b>17</b>	<b>5</b>	<b>13</b>	<b>6</b>	<b>26</b>	<b>14</b>	<b>7</b>	<b>0</b>	<b>44</b>	<b>10</b>
vs. #9/9 Alabama	11/26/24	18	10	13	15	26	22	5	3	18	31
vs. Notre Dame	11/27/24	11	4	13	7	24	22	0	0	19	0
vs. San Diego State	11/30/24	7	12	12	15	18	26	0	7	7	16
<b>BUTLER</b>	<b>12/7/24</b>	<b>14</b>	<b>11</b>	<b>12</b>	<b>11</b>	<b>28</b>	<b>6</b>	<b>6</b>	<b>2</b>	<b>22</b>	<b>15</b>
<b>TROY</b>	<b>12/10/24</b>	<b>16</b>	<b>12</b>	<b>10</b>	<b>14</b>	<b>16</b>	<b>20</b>	<b>5</b>	<b>5</b>	<b>16</b>	<b>12</b>
<b>TOLEDO</b>	<b>12/18/24</b>	<b>8</b>	<b>10</b>	<b>24</b>	<b>3</b>	<b>46</b>	<b>16</b>	<b>14</b>	<b>3</b>	<b>36</b>	<b>17</b>
<b>TEXAS A&amp;M-CORPUS CHRISTI</b>	<b>12/21/24</b>	<b>27</b>	<b>8</b>	<b>15</b>	<b>12</b>	<b>20</b>	<b>20</b>	<b>18</b>	<b>2</b>	<b>22</b>	<b>17</b>
* at Oklahoma State	12/30/24	16	7	7	10	28	20	14	9	4	28
* <b>BYU</b>	<b>1/4/25</b>	<b>24</b>	<b>5</b>	<b>18</b>	<b>7</b>	<b>24</b>	<b>18</b>	<b>13</b>	<b>4</b>	<b>41</b>	<b>24</b>
* <b>TCU</b>	<b>1/6/25</b>	<b>16</b>	<b>9</b>	<b>7</b>	<b>8</b>	<b>26</b>	<b>26</b>	<b>13</b>	<b>5</b>	<b>17</b>	<b>2</b>
* at Kansas State	1/11/25	21	7	20	1	52	18	10	9	30	12
* <b>rv/#25 WEST VIRGINIA</b>	<b>1/15/25</b>	<b>25</b>	<b>9</b>	<b>12</b>	<b>9</b>	<b>24</b>	<b>16</b>	<b>9</b>	<b>4</b>	<b>8</b>	<b>16</b>
* at UCF	1/18/25	10	10	18	15	48	26	5	10	23	9
* <b>UTAH</b>	<b>1/21/25</b>	<b>29</b>	<b>2</b>	<b>11</b>	<b>9</b>	<b>28</b>	<b>14</b>	<b>13</b>	<b>1</b>	<b>18</b>	<b>20</b>
* at #12/11 Kansas	1/25/25	17	8	4	13	36	38	8	8	25	19
* at rv/rv West Virginia	1/29/25	8	13	16	3	32	28	2	9	16	13
* <b>#22/19 TEXAS TECH</b>	<b>2/1/25</b>	<b>14</b>	<b>12</b>	<b>27</b>	<b>16</b>	<b>42</b>	<b>18</b>	<b>4</b>	<b>5</b>	<b>22</b>	<b>15</b>
* <b>OKLAHOMA STATE</b>	<b>2/4/25</b>	<b>16</b>	<b>17</b>	<b>16</b>	<b>0</b>	<b>32</b>	<b>32</b>	<b>0</b>	<b>12</b>	<b>6</b>	<b>14</b>
* at Colorado	2/8/25	12	17	18	7	42	20	9	8	7	18
* <b>rv/rv BAYLOR</b>	<b>2/10/25</b>	<b>28</b>	<b>14</b>	<b>16</b>	<b>7</b>	<b>32</b>	<b>24</b>	<b>7</b>	<b>7</b>	<b>24</b>	<b>1</b>
* at #13/13 Arizona	2/15/25	13	8	4	2	36	26	10	18	11	29
* at Arizona State	2/18/25	20	14	12	9	24	20	17	13	22	11
* <b>#8/8 IOWA STATE</b>	<b>2/22/25</b>	<b>16</b>	<b>16</b>	<b>4</b>	<b>8</b>	<b>20</b>	<b>22</b>	<b>11</b>	<b>3</b>	<b>11</b>	<b>4</b>
* at #10/10 Texas Tech	2/24/25	13	8	10	12	26	16	6	3	8	7
* <b>CINCINNATI</b>	<b>3/1/25</b>	<b>17</b>	<b>9</b>	<b>9</b>	<b>8</b>	<b>40</b>	<b>24</b>	<b>6</b>	<b>13</b>	<b>24</b>	<b>12</b>
* <b>KANSAS</b>	<b>3/3/25</b>	<b>18</b>	<b>8</b>	<b>11</b>	<b>6</b>	<b>18</b>	<b>24</b>	<b>9</b>	<b>4</b>	<b>17</b>	<b>18</b>
* at Baylor	3/8/25	---	---	---	---	---	---	---	---	---	---
vs. TBA	TBA	---	---	---	---	---	---	---	---	---	---
<b>Totals</b>		<b>529</b>	<b>282</b>	<b>398</b>	<b>249</b>	<b>918</b>	<b>638</b>	<b>261</b>	<b>183</b>	<b>621</b>	<b>437</b>
<b>Averages</b>		<b>17.6</b>	<b>9.4</b>	<b>13.3</b>	<b>8.3</b>	<b>30.6</b>	<b>21.3</b>	<b>8.7</b>	<b>6.1</b>	<b>20.7</b>	<b>14.6</b>
<b>Big 12 Games Only Totals</b>		<b>325</b>	<b>180</b>	<b>224</b>	<b>147</b>	<b>576</b>	<b>402</b>	<b>174</b>	<b>136</b>	<b>318</b>	<b>259</b>
<b>Big 12 Games Only Averages</b>		<b>17.1</b>	<b>9.5</b>	<b>11.8</b>	<b>7.7</b>	<b>30.3</b>	<b>21.2</b>	<b>9.2</b>	<b>7.2</b>	<b>16.7</b>	<b>13.6</b>

## RECORDS WATCH

### TEAM • MISCELLANEOUS

#### CONSECUTIVE WINNING SEASONS

Rk.	No.	Seasons
1.	20	1959-60 through 1978-79
2.	10	2015-16 – present
3.	7	1986-87 through 1992-93
4.	6	2004-05 through 2009-10
5.	5	1980-81 through 1984-85
t6.	2	1954-55 through 1955-56
	2	1946 through 1946-47

#### CONSECUTIVE NON-LOSING SEASONS

Rk.	No.	Seasons
1.	34	1959-60 through 1992-93
2.	10	2015-16 through present
3.	6	2004-05 through 2009-10
4.	5	1946 through 1949-50
5.	3	2011-12 through 2013-14
6.	2	1954-55 through 1955-56

#### CONSECUTIVE 20-WIN SEASONS

Rk.	No.	Seasons
1.	10	2015-16 through present
t2.	4	1980-81 through 1983-84
	4	1969-70 through 1972-73
4.	3	1965-66 through 1967-68
t5.	2	2007-08 through 2008-09
	2	1991-92 through 1992-93
	2	1976-77 through 1977-78

#### VICTORIES – 4-YEAR PERIOD

Rk.	No.	Seasons
1.	125	2020-21 through 2023-24
2.	123	2021-22 through present
t3.	116	2019-20 through 2022-23
	116	2018-19 through 2021-22
5.	111	2017-18 through 2020-21
6.	109	1980-81 through 1983-84
t7.	104	2016-17 through 2019-20
	104	1981-82 through 1984-85
t9.	103	2015-16 through 2018-19
10.	100	1964-65 through 1967-68
11.	99	1966-67 through 1969-70

#### VICTORIES – 3-YEAR PERIOD

Rk.	No.	Seasons
1.	97	2021-22 through 2023-24
2.	93	2020-21 through 2022-23
3.	91	2022-23 through present
4.	88	1981-82 through 1983-84
5.	84	2018-19 through 2020-21
t6.	83	2019-20 through 2021-22
	83	2017-18 through 2019-20
t8.	81	2016-17 through 2018-19
	81	1965-66 through 1967-68
10.	79	1982-83 through 1984-85
11.	77	1980-81 through 1982-83

#### WINNINGEST 4-YEAR CLASSES

Rk.	Wins	Years (Records)	Four-Year Lettermen in Senior Class
1.	125	20-21 (28-4), 21-22 (32-6), 22-23 (33-4), 23-24 (32-5)	Ryan Elvin, J'Wan Roberts, Jamal Shead
2.	123	21-22 (32-6), 22-23 (33-4), 23-24 (32-5), 24-25 (26-4)	J'Wan Roberts, Ramon Walker Jr.
t3.	116	18-19 (33-4), 19-20 (23-8), 20-21 (28-4), 21-22 (32-6)	Fabian White Jr.
	116	19-20 (23-8), 20-21 (28-4), 21-22 (32-6), 22-23 (33-4)	Marcus Sasser
5.	111	17-18 (27-8), 18-19 (33-4), 19-20 (23-8), 20-21 (28-4)	---
6.	109	80-81 (21-9), 81-82 (25-8), 82-83 (31-3), 83-84 (32-5)	Michael Young
t7.	104	16-17 (21-11), 17-18 (27-8), 18-19 (33-4), 19-20 (23-8)	---
t7.	104	81-82 (25-8), 82-83 (31-3), 83-84 (32-5), 84-85 (16-14)	Eric Dickens, Reid Gettys
9.	103	15-16 (22-10), 16-17 (21-11), 17-18 (27-8), 18-19 (33-4)	Galen Robinson Jr.
10.	100	64-65 (19-10), 65-66 (23-6), 66-67 (27-4), 67-68 (31-2)	Don Chaney, Elvin Hayes
11.	99	66-67 (27-4), 67-68 (31-2), 68-69 (16-10), 69-70 (25-5)	Melvin Bell, Tom Gribben
12.	97	65-66 (23-6), 66-67 (27-4), 67-68 (31-2), 68-69 (16-10)	Niemer Hamood, Theodis Lee, Ken Spain
13.	94	67-68 (31-2), 68-69 (16-10), 69-70 (25-5), 70-71 (22-7)	---
14.	93	82-83 (31-3), 83-84 (32-5), 84-85 (16-14), 85-86 (14-14)	Alvin Franklin, Renaldo Thomas
15.	91	79-80 (14-14), 80-81 (21-9), 81-82 (25-8), 82-83 (31-3)	David Bunce, Larry Micheaux
16.	90	69-70 (25-5), 70-71 (22-7), 71-72 (20-7), 72-73 (23-4)	Clay Hoster, Steve Newsome, Doug Worrell
17.	89	89-90 (25-8), 90-91 (18-11), 91-92 (25-6), 92-93 (21-9)	Darrell Grayson
t18.	87	75-76 (17-11), 76-77 (29-8), 77-78 (25-8), 78-79 (16-15)	Ken Ciolli, George Walker
	87	74-75, 75-76 (17-11), 76-77 (29-8), 77-78 (25-8)	Cecil Rose, Charles Thompson
t20.	85	88-89 (17-14), 89-90 (25-8), 90-91 (18-11), 91-92 (25-6)	Derrick Daniels, Roger Fernandes, Craig Upchurch
	85	63-64 (16-10), 64-65 (19-10), 65-66 (23-6), 66-67 (27-4)	Gary Grider, Leary Lentz

**Bold** – Played 4+ seasons at Houston | (3+ years for those who played before freshmen eligibility)

#### VICTORIES – 2-YEAR PERIOD

Rk.	No.	Seasons
t1.	65	2022-23 through 2023-24
t1.	65	2021-22 through 2022-23
3.	63	1983-83 through 1983-84
4.	61	2020-21 through 2021-22
t4.	60	2017-18 through 2018-19
t6.	58	2023-24 through present
t6.	58	1966-67 through 1967-68
t8.	56	2018-19 through 2019-20
	56	1981-82 through 1982-83
10.	54	1976-77 through 1977-78

#### VICTORIES

t1.	33	33-4	2022-23
	33	33-4	2018-19
t3.	32	32-5	2023-24
	32	32-6	2021-22
	32	32-5	1983-84
t6.	31	31-3	1982-83
	31	31-2	1967-68
8.	29	29-8	1976-77
9.	28	28-4	2020-21
t10.	27	27-8	2017-18
	27	27-4	1966-67
**	26	26-4	2024-25

#### 3-POINT FIELD GOALS MADE

1.	375	2007-08
2.	333	2018-19
3.	330	2006-07
4.	298	2021-22
5.	297	2017-18
6.	290	2009-10
t7.	286	2023-24
	286	2005-06
9.	284	2022-23
10.	268	2016-17
**	239	2024-25

#### BLOCKED SHOTS

1.	286	1983-84
2.	269	1982-83
3.	196	2021-22
t4.	182	2022-23
	182	2013-14
6.	178	2023-24
7.	171	1981-82
8.	161	2018-19
9.	157	1992-93
t10.	151	2019-20
	151	2003-04
**	140	2024-25



## RECORDS WATCH

### INDIVIDUAL • CAREER

#### WINS

Rk.	No.	Player	Record	Years
1.	142	<b>J'Wan Roberts</b>	<b>142-23</b>	<b>2019 –</b>
2.	121	Fabian White Jr.	121-28	2017-22
3.	120	Jamal Shead	120-18	2020-24
4.	109	Michael Young	109-25	1980-84
5.	105	<b>Ja'Vier Francis</b>	<b>105-13</b>	<b>2021 –</b>
6.	103	Galen Robinson Jr.	103-33	2015-19
7.	95	Reid Gettys	95-25	1981-85
t8.	90	Reggie Chaney	90-14	2020-23
		Marcus Sasser	90-17	2019-23
		Alvin Franklin	90-35	1982-86
11.	89	Larry Micheaux	89-34	1979-83

#### CONFERENCE WINS

Rk.	No.	Player	Record	Years
1.	78	<b>J'Wan Roberts (American/Big 12)</b>	<b>78-11</b>	<b>2019 –</b>
2.	66	<b>Ja'Vier Francis (American/Big 12)</b>	<b>66-6</b>	<b>2021 –</b>
3.	61	Fabian White Jr. (American)	61-15	2017-22
4.	59	Jamal Shead (American/Big 12)	59-9	2020-24
5.	54	Galen Robinson Jr. (American)	54-18	2015-19
6.	52	Michael Young (SWC)	52-12	1980-84
7.	47	Alvin Franklin (SWC)	47-17	1982-86
t8.	45	Reggie Chaney (AAC)	45-7	2020-23
		Larry Micheaux (SWC)	45-19	1979-83
t10.	44	Marcus Sasser (American)	44-9	2019-23
		Reid Gettys (SWC)	44-16	1981-85

#### FERTITTA CENTER WINS

Rk.	No.	Player	Record	Years
1.	77	<b>J'Wan Roberts</b>	<b>77-4</b>	<b>2019 –</b>
2.	62	Jamal Shead	62-3	2020-24
3.	56	<b>Ja'Vier Francis</b>	<b>56-2</b>	<b>2021 –</b>
t4.	49	Marcus Sasser	49-4	2019-23
	49	Fabian White Jr.	49-4	2017-22
6.	46	<b>Emanuel Sharp</b>	<b>46-1</b>	<b>2021 –</b>
7.	45	Reggie Chaney	45-3	2020-23
8.	43	Brisson Gresham	43-3	2018-21
t9.	40	DeJon Jarreau	40-3	2018-21
		Ryan Elvin	40-0	2020-24
11.	37	<b>Terrance Arceneaux</b>	<b>37-2</b>	<b>2022 –</b>
12.	36	<b>Ramon Walker Jr.</b>	<b>36-2</b>	<b>2021 –</b>
13.	34	Tramon Mark	34-2	2020-23

#### POINTS

Rk.	No.	Player	G	Years
1.	2,884	Elvin Hayes	93	1965-68
2.	2,832	Otis Birdsong	116	1973-77
3.	2,043	Michael Young	134	1980-84
4.	1,880	Craig Upchurch	126	1987-92
5.	1,838	Rob Williams	88	1979-82
6.	1,765	Louis Dunbar	79	1972-75
7.	1,741	Dwight Davis	84	1969-72
8.	1,710	Rob Gray	91	2015-18
9.	1,684	Alvin Franklin	125	1982-86
10.	1,662	Greg Anderson	123	1983-87
11.	1,548	Rickie Winslow	123	1983-87
12.	1,516	Aubrey Coleman	67	2008-10
13.	1,476	Kenneth Williams	126	1976-80
14.	1,465	Kelvin Lewis	100	2007-10
15.	1,458	Marcus Sasser	107	2019-23
16.	1,452	Gary Phillips	79	1958-61
17.	1,435	Robert McKiver	67	2006-08
18.	1,407	Andre Owens	87	2002-05
19.	1,388	TaShawn Thomas	96	2011-14
20.	1,383	Clyde Drexler	96	1980-83
21.	1,381	Charles Thompson	118	1974-78
22.	1,333	Jamal Shead	138	2020 –
23.	1,332	Hakeem Olajuwon	100	1981-84
24.	1,322	Larry Micheaux	123	1979-83
25.	1,298	Tim Moore	70	1993-96
26.	1,250	Lanny Smith	122	2003-08
27.	1,244	Cecil Rose	114	1974-78
28.	1,237	Joe Hamood	84	1963-66
29.	1,234	Fabian White Jr.	149	2017-22
30.	1,231	Ollie Taylor	56	1968-70
31.	1,205	<b>J'Wan Roberts</b>	<b>165</b>	<b>2019 –</b>
32.	1,195	Ted Luckenbill	72	1958-61
33.	1,162	Don Boldebuck	51	1954-56
34.	1,139	Don Schverak	85	1960-64
35.	1,135	Galen Robinson	96	1994-98
36.	1,133	Don Chaney	90	1965-68
37.	1,132	George Williams	90	1999-02
38.	1,131	Kenny Younger	87	1997-00
39.	1,114	Gee Gervin	58	1998-00
40.	1,107	George Walker	129	1975-79
41.	1,088	Steve Newsome	83	1970-73
42.	1,087	Derrick Daniels	124	1988-92
43.	1,086	Corey Davis Jr.	72	2017-19
44.	1,077	Jherrod Stiggers	97	2011-15
45.	1,073	Lyle Harger	76	1960-63
46.	1,057	Richard Hollis	62	1987-89
47.	1,051	Byron Smith	62	1989-91
48.	1,050	David Marrs	102	1972-76
49.	1,041	Damon Jones	81	1994-97
50.	1,026	Lloyd Hendrix	89	1947-51
51.	1,025	Ken Spain	90	1966-69
52	1,024	<b>LJ Cryer</b>	<b>67</b>	<b>2023 –</b>
53.	1,001	Damyean Dotson	64	2015-17
**	980	<b>Emanuel Sharp</b>	<b>97</b>	<b>2021 –</b>

#### 1,000-POINT COLLEGIATE CAREERS

**	1,812	<b>LJ Cryer (career)</b>	137	2020 –
**	1,094	<b>Mylik Wilson (career)</b>	153	2019 –

#### FASTEST to 1,000 Points

Rk.	G	Player	Years
1.	37	Elvin Hayes	1965-68
2.	43	Don Boldebuck	1954-56
t3.	47	Louis Dunbar	1972-75
		Ollie Taylor	1968-70
5.	45	Aubrey Coleman	2008-10
6.	50	Rob Williams	1979-82
7.	51	Gee Gervin	1998-00
t8.	52	Robert McKiver	2006-08
		Otis Birdsong	1973-77
10.	53	Dwight Davis	1969-72
11.	54	Tim Moore	1993-96
t12.	55	Rob Gray	2015-18
		Gary Phillips	1958-61
t14.	59	Byron Smith	1989-91
		Richard Hollis	1987-89
16.	62	Ted Luckenbill	1958-61
17.	64	Damyean Dotson	2015-17
18.	65	Andre Owens	2002-05
19.	66	<b>LJ Cryer</b>	<b>2023 –</b>
20.	68	Craig Upchurch	1987-92
21.	69	Corey Davis Jr.	2017-19
t22.	70	TaShawn Thomas	2011-14
		Kelvin Lewis	2007-10
24.	71	Clyde Drexler	1980-83
t25.	73	Joe Hamood	1963-66
		Lyle Harger	1960-63
t27.	75	George Williams	1999-02
		Kenny Younger	1997-00
		Donnie Schverak	1960-64
30.	76	Steve Newsome	1970-73
31.	* 77	<i>Lloyd Hendrix</i>	<i>1947-51</i>
32.	78	Damon Jones	1994-97
33.	79	Michael Young	1980-84
34.	80	Marcus Sasser	2019-23
t35.	81	Hakeem Olajuwon	1981-84
		Don Chaney	1965-68
37.	83	Rickie Winslow	1983-87
38.	85	Lanny Smith	2003-08
t39.	87	Galen Robinson	1994-98
		Greg Anderson	1983-87
t41.	89	Alvin Franklin	1982-86
		Ken Spain	1966-69
43.	92	Jherrod Stiggers	2013-15
44.	94	Charles Thompson	1974-78
45.	95	Kenneth Williams	1976-80
46.	98	Larry Micheaux	1979-83
47.	99	Cecil Rose	1974-78
48.	100	David Marrs	1972-76
t49.	116	Jamal Shead	2020-24
		Derrick Daniels	1988-92
51.	123	George Walker	1975-79
52.	132	Fabian White Jr.	2017-22
53	150	<b>J'Wan Roberts</b>	<b>2019 –</b>

\* – Game-by-game records from 1947-55 are incomplete.

Hendrix' game total is estimated based on scoring average from the 1950-51 season. Exact number is unknown.

## RECORDS WATCH

### REBOUNDS

Rk.	No.	Player	G	Years
1.	1,602	Elvin Hayes	93	1965-68
2.	1,067	Hakeem Olajuwon	100	1981-84
3.	1,045	Greg Anderson	123	1983-87
4.	995	<b>J'Wan Roberts</b>	165	2019 –
5.	969	Rickie Winslow	124	1983-87
6.	961	Dwight Davis	84	1969-72
7.	948	Clyde Drexler	96	1980-83
8.	863	Don Boldebuck	51	1954-55
9.	859	Ken Spain	90	1966-69
10.	833	TaShawn Thomas	96	2011-14
11.	797	Craig Upchurch	126	1987-92
12.	795	Michael Young	134	1980-84
13.	787	Larry Micheaux	123	1979-83
14.	777	Charles Thompson	118	1974-78
15.	766	Lyle Harger	76	1960-63
16.	765	Maurice Pressley	79	1972-75
17.	755	Steve Newsome	83	1970-73
18.	739	Dwight Jones	54	1971-73
19.	735	Leary Lentz	89	1964-67
20.	704	Fabian White Jr.	149	2017-22
21.	703	Tim Moore	49	1993-96

### GAMES PLAYED

Rk.	No.	Player	Years
1.	165	<b>J'Wan Roberts</b>	2019 –
2.	149	Fabian White Jr.	2017-22
3.	138	Jamal Shead	2020-24
4.	136	Galen Robinson Jr.	2015-19
5.	134	Michael Young	1980-84
t6.	129	Ken Ciolli	1975-79
		George Walker	1975-79
t8.	126	Danrad Knowles	2013-17
		Craig Upchurch	1987-92
		Kenneth Williams	1976-80
11.	125	Alvin Franklin	1982-86
t12.	124	Derrick Daniels	1988-92
		Rickie Winslow	1983-87
t14.	123	Greg Anderson	1983-87
		Larry Micheaux	1979-83
t16.	122	Zamal Nixon	2007-11
		Lanny Smith	2003-08
18.	120	Reid Gettys	1981-85
19.	119	Marcus Oliver	1999-04
20.	118	Charles Thompson	1974-78

### GAMES STARTED

Rk.	No.	Player	Years
1.	129	Michael Young	1980-84
2.	126	Craig Upchurch	1987-92
3.	124	Derrick Daniels	1988-92
4.	123	Rickie Winslow	1983-87
5.	119	Galen Robinson Jr.	2015-19
6.	113	Lanny Smith	2003-08
7.	112	Alvin Franklin	1982-86
t8.	108	Jamal Shead	2020-24
t8.	107	Larry Micheaux	1979-83
10.	102	<b>J'Wan Roberts</b>	2019 –
11.	96	TaShawn Thomas	2011-14
12.	95	Clyde Drexler	1980-83
13.	94	Greg Anderson	1983-87
14.	93	Marcus Sasser	2019-23
15.	91	Kelvin Lewis	2007-10
t16.	90	Fabian White Jr.	2017-22
17.	88	George Williams	1999-02
18.	87	Kenny Younger	1997-00
t19.	86	Rob Williams	1979-82
20.	85	Andre Owens	2002-05
21.	82	Jack Foster	1953-56

### MINUTES PLAYED

Rk.	No.	Player	G	Years
1.	4,498	Michael Young	134	1980-84
2.	4,087	Rickie Winslow	124	1983-87
3.	4,065	Derrick Daniels	124	1988-92
4.	4,062	Otis Birdsong	116	1973-77
5.	3,916	Craig Upchurch	126	1987-92
6.	3,830	Alvin Franklin	125	1982-86
7.	3,788	Jamal Shead	138	2020-24
8.	3,773	Galen Robinson Jr.	136	2015-19
9.	3,707	<b>J'Wan Roberts</b>	165	2019 –
10.	3,535	Lanny Smith	122	2003-08
11.	3,457	Greg Anderson	123	1983-87
12.	3,418	Larry Micheaux	123	1979-83
13.	3,335	Elvin Hayes	93	1965-68
14.	3,299	Kelvin Lewis	100	2007-10
15.	3,255	Clyde Drexler	96	1980-83
16.	3,161	Fabian White Jr.	149	2017-22
17.	3,132	Marcus Sasser	107	2019-23
18.	3,129	Rob Williams	88	1979-82
19.	3,115	Andre Owens	87	2002-05
20.	3,039	George Williams	90	1999-02
21.	3,036	Dwight Davis	84	1969-72

### 3-POINT FIELD GOALS

Rk.	No.	Player	G	Years
1.	276	Marcus Sasser	107	2019-23
2.	261	Robert McKiver	67	2007-08
3.	251	Kelvin Lewis	65	2007-10
4.	243	Jherrod Stiggers	97	2011-15
5.	229	Armoni Brooks	100	2016-19
6.	227	Andre Owens	87	2002-34
7.	214	Corey Davis Jr.	72	2017-19
8.	199	<b>LJ Cryer</b>	67	2023 –
9.	186	<b>Emanuel Sharp</b>	97	2021 –
10.	183	Lanny Smith	122	2003-08
t10.	182	Damon Jones	81	1994-97
12.	172	Rob Gray	92	2015-18
13.	170	Damyeon Dotson	64	2015-17
14.	168	Derrick Daniels	124	1988-92
15.	161	Oliver Lafayette	64	2005-07
16.	145	Jessie Drain	115	1991-95
17.	142	Quentin Grimes	60	2019-21

### 3-POINT FIELD GOALS ATTEMPTS

Rk.	No.	Player	G	Years
1.	748	Marcus Sasser	107	2019-23
2.	719	Robert McKiver	67	2007-08
3.	679	Jherrod Stiggers	97	2011-15
4.	675	Andre Owens	87	2002-05
5.	658	Kelvin Lewis	65	2007-10
6.	577	Armoni Brooks	100	2016-19
7.	536	Corey Davis Jr.	72	2017-19
8.	530	Lanny Smith	122	2003-08
9.	521	Damon Jones	81	1994-97
10.	500	Oliver Lafayette	64	2005-07
11.	496	<b>LJ Cryer</b>	67	2023 –
12.	493	<b>Emanuel Sharp</b>	97	2021 –
13.	475	Rob Gray	91	2015-18
14.	439	Derrick Daniels	124	1988-92
15.	413	Damyeon Dotson	64	2015-17
16.	411	Jessie Drain	115	1991-95
17.	377	Quentin Grimes	60	2019-21

### 3-POINT FIELD GOAL PERCENTAGE (min. 85 made)

Rk.	Pct.	Player	FGM-A	Years
1.	.431	Wes VanBeek	103-239	2014-18
2.	.423	Byron Smith	137-324	1989-91
3.	.4116	Damyeon Dotson	170-413	2015-17
4.	.4020	Joseph Young	121-301	2010-13
7.	.4012	<b>LJ Cryer</b>	199-496	2023 –
5.	.400	Adam Brown	96-240	2009-11
6.	.3993	Corey Davis Jr.	214-536	2017-19

8.	.3969	Armoni Brooks	229-577	2016-19
9.	.3935	Dominic Smith	85-216	2000-02
10.	.3917	Darian Thibodeaux	94-240	2010-12
11.	.390	Horace Chaney	139-356	1987-89
12.	.3839	Dion Dowell	124-323	2006-08
13.	.3827	Derrick Daniels	168-439	1988-92
14.	.3815	Kelvin Lewis	251-658	2007-10
16.	.37864	Gee Gervin	117-309	1998-00
15.	.3773	<b>Emanuel Sharp</b>	186-493	2021 –
17.	.3767	Quentin Grimes	142-377	2019-21

### 3-POINT FIELD GOALS per GAME (min. 85 made)

Rk.	No.	Player	3FG	G	Years
1.	3.90	Robert McKiver	261	67	2006-08
2.	2.972	Corey Davis Jr.	214	72	2017-19
3.	2.970	<b>LJ Cryer</b>	199	67	2023 –
4.	2.656	Damyeon Dotson	170	64	2015-17
5.	2.609	Andre Owens	226	87	2002-05
6.	2.58	Marcus Sasser	276	107	2019-23
7.	2.516	Oliver Lafayette	161	64	2005-07
8.	2.51	Kelvin Lewis	251	100	2007-10
9.	2.505	Jherrod Stiggers	243	91	2011-15
10.	2.37	Quentin Grimes	142	60	2019-21
11.	2.29	Armoni Brooks	229	100	2016-19
12.	2.289	Marcus Sasser	135	59	2019-23
13.	2.279	Horace Chaney	139	61	1987-89
14.	2.247	Damon Jones	182	81	1994-97
15.	2.210	Byron Smith	137	62	1989-91
16.	2.032	Dion Dowell	124	61	2006-08
**	1.918	<b>Emanuel Sharp</b>	186	97	2021 –

### CONSECUTIVE GAMES with 3-POINT FGM

Rk.	No.	Player	Dates
t1.	32	Quentin Grimes	3/5/20 – 4/4/21
		Damyeon Dotson	11/11/16 – 3/16/17
3.	29	Corey Davis Jr.	11/25/17 – 3/15/18
4.	28	Robert McKiver	11/26/07 – 3/27/08
t5.	26	Corey Davis Jr.	12/23/18 – 3/30/19
		Jherrod Stiggers	2/5/14 – 1/15/15
		Kelvin Lewis	3/7/09 – 2/6/10
8.	25	Robert McKiver	11/13/06 – 2/19/0
9.	24	Armoni Brooks	3/17/18 – 2/10/19
10.	23	Richard Hollis	1/9 – 11/30/88
**	20	<b>LJ Cryer</b>	12/21/24 – present
**	5	<b>Emanuel Sharp</b>	2/18/25 – present

### BLOCKED SHOTS

Rk.	No.	Player	G	Years
1.	454	Hakeem Olajuwon	100	1980-84
2.	231	Dwight Davis	84	1969-72
3.	227	Greg Anderson	123	1983-87
4.	211	Bo Outlaw	61	1991-93
5.	209	TaShawn Thomas	96	2011-14
6.	160	Anwar Ferguson	55	2002-04
7.	155	Dwight Jones	54	1969-71
8.	137	Danrad Knowles	126	2013-17
9.	136	<b>Ja'Vier Francis</b>	118	2019 –
11.	135	Maurice Pressley	79	1972-75
12.	133	Tim Moore	70	1993-96
13.	132	Larry Micheaux	123	1979-83
t14.	131	<b>J'Wan Roberts</b>	165	2019 –
14.	131	Brisson Gresham	99	2018-21
t16.	130	Fabian White Jr.	149	2017-22
17.	107	George Williams	90	1999-02
18.	102	Rickie Winslow	124	1983-87
19.	100	David Marrs	102	1972-76



## RECORDS WATCH

### INDIVIDUAL • SEASON

#### 3-POINT FIELD GOALS MADE

Rk.	No.	Player	G	Years
1.	145	Robert McKiver	33	2007-08
2.	121	Armoni Brooks	37	2018-19
3.	116	Robert McKiver	33	2006-07
4.	112	<b>LJ Cryer</b>	<b>37</b>	<b>2023-24</b>
5.	111	Corey Davis Jr	37	2018-19
6.	108	Damyean Dotson	32	2016-17
7.	103	Corey Davis Jr.	35	2017-18
8.	102	Kelvin Lewis	35	2009-10
t9.	100	Quentin Grimes	30	2020-21
		Andre Owens	32	2004-05

#### 3-POINT FIELD GOALS per GAME (min. 70 made)

Rk.	No.	Player	3FG	G	Years
1.	4.3	Robert McKiver	145	34	2007-08
2.	3.5	Robert McKiver	116	33	2006-07
3.	3.38	Damyean Dotson	108	32	2016-17
4.	3.33	Quentin Grimes	100	30	2020-21
5.	3.27	Armoni Brooks	121	37	2018-19
6.	3.13	Andre Owens	100	32	2004-05
7.	3.097	Jherrod Stiggers	96	31	2014-15
8.	3.03	<b>LJ Cryer</b>	<b>112</b>	<b>37</b>	<b>2023-24</b>
9.	3.0	Corey Davis Jr.	111	37	2018-19
10.	2.94	Corey Davis Jr.	103	35	2017-18
11.	2.91	Kelvin Lewis	102	35	2009-10
12.	2.90	<b>LJ Cryer</b>	<b>87</b>	<b>30</b>	<b>2024-25</b>
13.	2.82	Kelvin Lewis	93	33	2008-09
**	2.26	<b>Emanuel Sharp</b>	<b>61</b>	<b>27</b>	<b>2024-25</b>

#### 100 3-POINT FIELD GOAL SEASONS

2

Corey Davis Jr.	2018-19 (111); 2017-18 (103)
Robert McKiver	2007-08 (145); 2006-07 (116)

1

<b>LJ Cryer</b>	<b>2024-25 (87); 2023-24 (112)</b>
Quentin Grimes	2020-21 (100)
Armoni Brooks	2018-19 (121)
Damyean Dotson	2016-17 (108)
Kelvin Lewis	2009-10 (102)
Andre Owens	2004-05 (100)

#### 3-POINT FIELD GOALS ATTEMPTS

Rk.	No.	Player	G	Years
1.	376	Robert McKiver	34	2007-08
2.	343	Robert McKiver	33	2006-07
3.	310	Armoni Brooks	37	2018-19
4.	296	Corey Davis Jr.	37	2018-19
5.	294	Kyler Edwards	37	2021-22
6.	289	<b>LJ Cryer</b>	<b>36</b>	<b>2023-24</b>
t7.	280	Jherrod Stiggers	31	2014-15
		Andre Owens	32	2004-05
9.	270	Oliver Lafayette	31	2005-06
10.	257	Kelvin Lewis	35	2009-10
11.	252	Kelvin Lewis	33	2008-09
12.	250	Marcus Sasser	36	2022-23
13.	248	Quentin Grimes	30	2020-21
14.	244	Damyean Dotson	33	2016-17
15.	240	Corey Davis Jr.	35	2017-19
**	207	<b>LJ Cryer</b>	<b>30</b>	<b>2024-25</b>
**	146	<b>Emanuel Sharp</b>	<b>97</b>	<b>2024-25</b>

### ASSISTS

Rk.	No.	Player	G	Years
1.	309	Reid Gettys	37	1983-84
2.	233	Jamal Shead	37	2023-24
3.	221	Jamal Shead	38	2021-22
4.	209	Reid Gettys	34	1982-83
5.	208	Reid Gettys	30	1984-85
6.	201	Ken Ciolli	37	1976-77
7.	200	Jamal Shead	37	2022-23
8.	196	Derrick Daniels	33	1989-90
9.	190	Joe Hamood	29	1965-66
10.	183	Galen Robinson Jr.	37	2018-19
11.	181	Derrick Daniels	31	1988-89
12.	180	Poo Welch	30	1969-70
13.	179	Derrick Daniels	29	1990-91
14.	173	Ken Ciolli	31	1978-79
15.	170	Anthony Goldwire	30	1992-93
16.	167	Desmond Wade	35	2009-10
17.	164	Anthony Goldwire	27	1993-94
t18.	162	Lanny Smith	30	2005-06
		Randy Brown	29	1987-88
		Donnell Hayes	26	1973-74
21.	160	Ken Ciolli	33	1977-78
22.	158	Gary Grider	31	1966-67
t23.	157	Alvin Franklin	37	1983-84
		George Reynolds	28	1967-68
t25.	155	Galen Robinson Jr.	32	2016-17
		Cecil Rose	33	1977-78
		Derrick Daniels	31	1991-92
28.	154	L.J. Rose	28	2013-14
29.	148	Rob Gray	34	2017-18
t30.	146	Rob Williams	30	1980-81
		Tom Gribben	26	1968-69
32.	145	Otis Birdsong	36	1976-77
t33.	141	Zamal Nixon	30	2010-11
		Alvin Franklin	30	1984-85
t35.	134	<b>Milos Uzan</b>	<b>30</b>	<b>2024-25</b>
t35.	134	Lanny Smith	32	2004-05
		Rob Williams	30	1981-82
		Poo Welch	29	1970-71
39.	133	DeJon Jarreau	31	2020-21
t40.	132	Damon Jones	27	1996-97
		Lynden Rose	33	1981-82
t42.	130	Galen Robinson Jr.	35	2017-18
		Tom Gribben	30	1969-70
44.	129	Clyde Drexler	34	1982-83
t45.	127	Brian Latham	31	2005-06
		Alvin Franklin	28	1985-86
		Rob Williams	28	1979-80
t48.	125	Don Chaney	33	1967-68
		Theodis Lee	33	1967-68
t50.	121	Tommy Davis	28	1994-95
		Steve Newsome	27	1972-73
52.	120	Joe Hamood	29	1964-65

### TEAM • SEASON

#### 3-POINT FIELD GOAL PERCENTAGE

1.	.425	150-353	1989-90
2.	<b>.3964</b>	<b>239-603</b>	<b>2024-25</b>
3.	.3950	94-238	1986-87
4.	.3935	268-681	2016-17
5.	.3894	176-452	2010-11
6.	.3867	297-768	2017-18
7.	.383	149-389	2001-02
8.	.383	162-423	1987-88
9.	.372	140-376	1996-97
10.	.367	212-578	2013-14
11.	.364	209-574	1990-91

#### FREE THROW PERCENTAGE

1.	.770	552-717	2007-08
2.	.7464	562-753	2008-09
3.	.7442	582-782	1965-66
4.	<b>.7390</b>	<b>354-479</b>	<b>2024-25</b>
5.	.7327	466-636	2022-23
6.	.7301	449-615	2019-20
7.	.7233	536-741	1957-58
8.	.718	484-674	2017-18
9.	.717	390-544	2016-17
10.	.716	638-891	1969-70
11.	.715	457-639	2006-07

## WELCOME to the HOUSTON COUGARS, JACE ABARCA



• **Jace Abarca** returns for his third season with the University of Houston Men's Basketball program as Head Ball Kid in 2024-25.

• Jace joined the Cougars in a special ceremony inside the Guy V. Lewis Development Facility prior to the 2022-23 season on Oct. 4, 2022.

• Sitting beside his parents, Yaneth and James, and with his two brothers, Jace signed his Cougars Letter of Intent in front of his new teammates, coaches and the University of Houston band and cheer members and media members.

• As part of his signing, Jace serves as the Head Ball Kid at all Houston home Men's Basketball games inside the Fertitta Center.

• Jace joined the Cougars as part of a partnership with Team IMPACT. He lives with lupus and kidney disorders. Lupus is an inflammatory disease in which the body's immune systems attacks its own tissues and organs.

• Jace loves to read and play video games, like Roblox and Fortnite. He also enjoys science, engineering and geography. Jace is a big fan of the TV show Chicago Med and loves to talk about medical things.

• Nine-year-old **Nicholas Hickey** was Houston Men's Basketball's first Team IMPACT signee in October 2017. Nicholas battled epilepsy, apraxia of speech and autism.



### HOUSTON ATHLETICS & TEAM IMPACT

<b>2022</b>	<b>Jace Abarca</b>	<b>Men's Basketball</b>
	Emilia	Swimming and Diving
	Bella	Soccer
<b>2021</b>	<b>Vinny Robins</b>	<b>Football</b>
<b>2017</b>	<b>Nicholas Hickey</b>	<b>Men's Basketball</b>
	Zamya Sumling	Volleyball
<b>2014</b>	<b>Maycie Gonzalez</b>	<b>Track &amp; Field</b>

• Houston Athletics has worked with Team IMPACT for the past 2+ years, matching children across its Men's Basketball, Football, Soccer and Swimming and Diving programs.





The University of Houston Men's and Women's Basketball programs began play in a new game arena during the 2018-19 season when the Fertitta Center officially opened with a 65-61 win over No. 18/21 Oregon on Dec. 1, 2018, in front of a sellout crowd of 7,039.

With the completion of the 2016-17 season, Hofheinz Pavilion underwent a \$60 million renovation. The renovation was made possible through a generous \$20 million donation from University of System Board of Regents Chairman Tilman J. Fertitta and his family in late August 2016.

The facility features a premium club area and a courtside club. The reconfigured bowl moved mid-court seating locations closer to game action with floor-level seating opposite the team benches for UH students. Renovations included a new audio system, sports lighting and video boards as well as new concession stands and expanded restrooms. The facility's exterior also was refreshed.

Prominent to the center's exterior, the renovation will preserve the legacy of the Hofheinz family and its contributions to both UH and the city of Houston.

## QUICK FACTS

<b>Name:</b>	Fertitta Center
<b>Location:</b>	3422 Cullen Blvd. Corner of Cullen Boulevard and Holman Street on the UH campus
<b>Capacity:</b>	7,035
<b>All-Time Record:</b>	109-7 (.940)
<b>All-Time Attendance:</b>	741,927 (6,396 avg.)
<b>First Game:</b>	vs. #18/21 Oregon (Dec. 1, 2018)
<b>First Win:</b>	W, 65-61, vs. #18/21 Oregon (Dec. 1, 2018)
<b>Current Streak:</b>	5 wins (Feb 4, 2025 – present)
<b>Long Winning Streak:</b>	37 games (Dec. 19, 2019 – Feb. 12, 2022)
<b>Long Losing Streak:</b>	1 (Feb. 1, 2025 – Jan. 22, 2023; Dec. 10, 2022; Feb. 12, 2022; Dec. 15, 2019; Nov. 15, 2019; March 2, 2019)
<b>Renovation Cost:</b>	\$60 million
<b>Historic Donation:</b>	\$20 million from UH System Board of Regents Chairman Tilman J. Fertitta and his family
<b>Arena Amenities</b>	Premium club area and courtside club Reconfigured bowl with mid-court seating closer to game action Floor-level seating opposite team benches for UH students New audio system, sports lighting and video boards New concession stands and expanded restrooms
<b>Architects:</b>	PGAL and AECOM
<b>Project Manager:</b>	Turner Construction

In December 2019, a statue of former Harris County Judge Roy Hofheinz was dedicated with members of his family outside the Fertitta Center Club lower entrance off Holman Street. Fans can learn more about Hofheinz and his contributions to the University, city and state at the Roy Hofheinz Wall, located on the concourse near Section 107.

The University of Houston will request that city officials rename a portion of Holman Street in front of the arena after the Hofheinz family. In addition, Roy Hofheinz's records will be permanently archived and publicly accessible as a special collection in the UH library, and the Alumni Center will house an area describing the lives and public service of Roy and Irene Hofheinz.

"This gift is personal. It represents a commitment from my family and me to support the University of Houston in its quest to strengthen our nationally competitive institution both in academics and athletics," Fertitta said. "Upgrading our athletics facilities shows we are serious about competing at the highest levels of collegiate sports for many years to come. I'm proud of where the University of Houston is today and I'm proud to make this investment in my university's future."







*"I am proud and grateful that our administration recognized how important the Guy V. Lewis Development Facility is. We now have a place where our players can practice, work out, shoot, develop chemistry and improve their work ethics 24 hours a day, 365 days a year, with this facility. This is a game-changer."*

**Head Coach Kelvin Sampson**

The University of Houston Men's Basketball program moved into its new home during the 2015-16 season following completion of construction of the Guy V. Lewis Development Facility.

The near-53,000-square-foot facility provides the environment that University of Houston Men's and Women's Basketball student-athletes need to excel throughout the season in all areas.

Named after 592-game winner and Hall of Fame Head Coach Guy V. Lewis, the Development Facility is located adjacent to Hofheinz Pavilion at the corner of Cullen Boulevard and Holman Street on the UH campus.

Construction on the \$25-million facility began in September 2014. Austin Commercial served as the construction manager for the project, which was designed by DLR Group and Page.

The building was officially dedicated during NCAA Final Four Weekend in Houston on

### QUICK FACTS

<b>Location:</b>	Corner of Cullen Boulevard and Holman Street on UH campus
<b>Construction Cost:</b>	\$25 million
<b>Size:</b>	52,923 square feet
<b>Dedicated:</b>	April 3, 2016
<b>Levels:</b>	3
<b>Level 1:</b>	Dedicated practice courts for Men's and Women's Basketball programs with sports performance and sports medicine areas shared by both teams
<b>Level 2:</b>	Team areas, including locker room and academic/film rooms
<b>Level 3:</b>	Office space for Men's and Women's Basketball coaching/support staffs
<b>Architects:</b>	DLR Group and Page
<b>Construction Manager:</b>	Austin Commercial

April 3, 2016, with Cougar and CBS Sports broadcasting great Jim Nantz serving as master of ceremonies

The first level houses a dedicated practice court for each team as well as sports performance and sports medicine areas, which are shared by both programs.

The second level features the teams' areas, which include locker room and academic/film theaters. The team rooms contain spacious, modern lockers, multiple video screens for television and video games and comfortable furniture.

The third level holds office space for both Men's and Women's Basketball coaching and support staffs.

In Summer 2024, the facility underwent \$5 million in extensive renovations to the second-floor teams areas for Men's and Women's Basketball.

These renovations included a graphics refresh throughout the building, including the sneaker wall on Level Two to celebrate the Houston-Jordan Brand partnership.






# THE UNIVERSITY OF HOUSTON



## TIER ONE UNIVERSITY • RANKED ONE OF THE BEST COLLEGES IN THE U.S.



- Founded in 1927, the University of Houston empowers learning, discovery, leadership and engagement among 45,000+ students in one of the country's most diverse universities. UH alumni total more than 276,000 across time and more than 50 percent live in Houston and the Gulf Coast region.

- UH features world-renowned faculty within 15 academic colleges. We offer more than 300 undergraduate and graduate academic programs and award more than 9,000 degrees annually. The University also fulfills the needs of students beyond Houston by offering degree programs at the University of Houston at Sugar Land and University of Houston at Katy.

- UH is located in Houston, Texas, the nation's fourth-largest city, the energy capital of the world and home to the world's largest medical center. Our students regularly test their skills through internships with national and international companies based here, and our faculty routinely partner with businesses and government agencies through research.

- UH has the nation's only space architecture graduate program and the only Spanish-language creative writing program; it also has the first subsea engineering program in the U.S. UH's undergraduate entrepreneurship program consistently ranks among the top in the nation, and intellectual property and health law are among the top 10 law programs.

- Our nationally-ranked programs drive students to discover the multitude of academic resources that are available on-campus and online while our student-run organizations and athletics have something for everyone and connect students in authentic Coog culture. With more than 500 student organizations and 6,000 students living on campus in residence halls, apartments and townhouses, life at UH is active and lively.

- University of Houston faculty are renowned scholars with real-world experience who work closely with each student. The faculty includes 15 members of the National Academy of Engineering, four National Academy of Science members and a Nobel Laureate. From the Tony Award to the Nobel Peace Prize and back to the classroom, UH faculty makes things happen on campus and around the world.

- UH leads five nationally funded centers, comprising numerous collaborations with partner institutions and industry. Sponsored by nearly \$20 million in funding, these centers pioneer groundbreaking research in the areas of energy, materials, psychology, laser mapping and homeland security.

- UH is a home for big ideas. In 2017, UH ranked #1 in the nation among all public universities without medical schools in royalties from technology transfers. With more than \$22 million a year in royalties, UH has seen a 400 percent increase in patent income since 2010.

- The UH Technology Bridge boasts more than 30,000 square feet of incubator space and nearly 200,000 square feet of built-up space ideally suited for large laboratories, pilot scale facilities and light manufacturing. UH's innovation ecosystem allows entrepreneurial faculty, students and alumni to bring new discoveries into the market place or to establish partnerships to launch new companies.

**uh.edu**




## RADIO/TV ROSTER



**KORDELIUS JEFFERSON**  
G • 6-3 • 200 • r-Fr.-RS  
Arlington, Texas  
@ korrdel



**CEDRIC LATH**  
C • 6-9 • 260 • r-So.-1L  
Abidjan, Ivory Coast  
@ ced\_lath X AguyCedric



**RAMON WALKER Jr.**  
G • 6-5 • 215 • r-Sr.-3L  
Pearland, Texas  
@ ramonwalkerjr X ramonwalker04



**LJ CRYER**  
G • 6-1 • 200 • c-Gr.-1L  
Katy, Texas  
@ ljcryer



**Ja'VIER FRANCIS**  
F • 6-8 • 235 • Sr.-3L  
New Orleans, La.  
@ lahjay11 X theJayFrancis10



**MILOS UZAN**  
G • 6-4 • 190 • Jr.-TR  
Las Vegas, Nev.  
@ lossyuzan



**MYLIK WILSON**  
G • 6-3 • 175 • c-Gr.-1L  
Rayville, La.  
@ m.w.13 X mylikw



**JOSEPH TUGLER**  
F • 6-8 • 230 • So.-1L  
Houston, Texas  
@ joseph\_tugler X joseph\_tugler



**JACOB McFARLAND**  
C • 6-11 • 215 • r-Fr.-RS  
Moreno Valley, Calif.  
@ jacobmcfar1and



**J'WAN ROBERTS**  
F • 6-8 • 235 • c-Gr.-4L  
St. Thomas, U.S. Virgin Islands  
@ jwann\_13 X JwanRoberts13



**EMANUEL SHARP**  
G • 6-3 • 210 • r-Jr.-2L  
Tampa, Fla.  
@ emanuelsharp\_



**TERRANCE ARCENEAUX**  
G • 6-6 • 205 • r-So.-2L  
Beaumont, Texas  
@ tarceneaux23 X TArceneaux21



**CHASE McCARTY**  
F • 6-6 • 220 • Fr.-HS  
Huntsville, Ala.  
@ chase\_mccarty X Chasemccarty21



**MERCY MILLER**  
G • 6-4 • 200 • Fr.-HS  
Sherman Oaks, Calif.  
@ mercymiller X mercymiller25



**KELVIN SAMPSON**  
Head Coach  
11th Season at Houston  
36th Season Overall

X CoachSampsonUH



**KELLEN SAMPSON**  
Assistant Coach  
11th Season at Houston  
15th Season Overall

X kellenmsampson



**QUANNAS WHITE**  
Assistant Coach  
8th Season at Houston  
11th Season Overall

X quannasbwhite



**K.C. BEARD**  
Assistant Coach  
11th Season at Houston  
14th Season Overall

X CoachKCBeard1



**HOLLIS PRICE**  
Special Assistant  
to Head Coach/Assistant Coach  
11th Season at Houston  
11th season Overall

X HollisHp



**ANTHONY GOLDWIRE**  
Director of Player Development/  
Assistant Coach  
4th Season at Houston  
4th Season Overall



## KELVIN SAMPSON

### Head Coach

11th Season at Houston • 36th Season Overall

290-83 Record at Houston • 790-353 Career Record

UNC Pembroke '78; Michigan State '80

X CoachSampsonUH



• Ninth Men's Basketball head coach in University of Houston history

• Previously served as head coach at Indiana (2006-08); Oklahoma (1994-06); Washington State (1987-94) and Montana Tech (1981-85)

• 790-353 (.691) career record in 35+ seasons; 290-83 (.777) record in 10+ seasons at Houston

• 33rd coach (with 10+ years in NCAA Division I) to record 700 wins in career

• One of 16 coaches in NCAA history to lead 2+ different schools to NCAA Final Fours (1 – Oklahoma • 1 – Houston)

• One of 11 coaches in NCAA history to lead 3+ different schools to NCAA Tournament wins (11 – Oklahoma • 1 – Indiana • 3 – Houston)

• One of 15 coaches in NCAA history to lead 4+ different schools to NCAA Tournament (1 – Washington State • 11 – Oklahoma • 1 – Indiana • 2 – Houston)

• Veteran of 26 postseason tournaments (19 NCAA, 4 NIT, 3 NAIA District 12 playoffs) includes 2 NCAA Final Four (2021, 2002) • 2 Elite Eight (2022, 2003) 4 Sweet 16 (2024, 2023, 2019, 1999) 3 Second Round (2018, 2007, 2005) 2 NIT Second Round (2004, 1992)

• Second-winningest coach in Houston history (290)... Ranks as Houston's career leader in winning percentage (.777)

• Only coach in Houston history to lead Cougars to three consecutive 30-win seasons as well as five, six, seven, eight, nine and 10 consecutive 20-win seasons

• Nine conference regular-season championships (2024-25 Big 12 • 2023-24 Big 12 • 2022-23 The American • 2021-22 The American • 2019-20 The American • 2018-19 The American • 2004-05 Big 12 • 1984-85 Frontier • 1983-84 Frontier)

• Eight conference tournament championships (2022, 2021 The American • 2003, 2002, 2001 Big 12 • 1985, 1984, 1983 Frontier)

• Twelve National Coach of the Year awards (2024, 1995 Henry Iba Award (USBWA) • 2024 Field of 68 • 2022 CBS Sports • 2022 Ben Jobe • 2024, 2021 John McLendon Award • 2019 Clarence "Big House" Gaines Award • 2024, 2002 NABC • 2024, 1995 Associated Press)

• Eight District Coach of the Year awards (2024 NABC District 8, 2023 USBWA District VII, 2023, 2022 NABC District 24 • 2019, 2018 NABC District 25 • 1992, 1991 Kodak District 14)

• Ten Conference Coach of the Year awards from five leagues (2024 Big 12, 2024 Big 12 (AP) • 2023, 2022, 2019, 2018 The American • 1995 Big Eight • 1991 PAC-10 • 1985, 1983 Frontier)

• One Texas College Coach of the Year award (2022 [Dave Campbell's Texas Basketball])

• Worked for six years in the NBA coaching ranks (2011-14 • Houston Rockets • 2008-11 • Milwaukee Bucks)

• 15 NBA Draft picks • Seven NBA Draft First-Round selections

• He and his wife, Karen, have a daughter, Lauren, who is the Cougars' director of operations; a son, Kellen, who is an assistant coach at Houston; a granddaughter, Maisy Jade; and a grandson, Kylan Ned (children of Tonya and Kellen Sampson)

## KELVIN SAMPSON'S YEAR-by-YEAR RECORD

Year	[- Overall -]		[- Conference -]		Conf.	Notes	Postseason
	Record	Pct.	Record	Pct.	Finish		
<b>Montana Tech (73-45 • 31-29 Frontier Conference • 3 NAIA District 12 [2-3])</b>							
<i>Became acting head coach on Jan. 1, 1981 • Totals not included above and below</i>							
1980-81	2-14	.125	2-11	.154			
<i>Became permanent head coach on March 14, 1981</i>							
1981-82	7-20	.259	0-15	.000		Frontier Conference Tournament Champions	NAIA District 12 Playoffs (1-1)
1982-83	22-9	.710	9-6	.600		Frontier Conference Coach of the Year	
1983-84	22-9	.710	10-5	.667	1st	Frontier Conference Champions	NAIA District 12 Playoffs (1-1)
Frontier Conference Tournament Champions							
1984-85	22-7	.759	12-3	.800	1st	Frontier Conference Champions	
Frontier Conference Tournament Champions							
Frontier Conference Coach of the Year							
NAIA District 12 Playoffs (0-1)							
<b>Washington State (103-103 • 48-78 Pac-10 • 1 NCAA [0-1] • 1 NIT [1-1])</b>							
1987-88	13-16	.448	7-11	.389	6th	1-1	
1988-89	10-19	.345	4-14	.222	8th	1-1	
1989-90	7-22	.241	1-17	.056	10th	0-1	
1990-91	16-12	.571	8-10	.444	6th		
PAC-10 Coach of the Year							
Kodak District 14 Coach of the Year							
1991-92	22-11	.667	9-9	.500	t-5th		NIT Second Round (1-1)
1992-93	15-12	.556	9-9	.500	t-5th		
1993-94	20-11	.645	10-8	.556	t-4th		NCAA First Round (0-1)
<b>Oklahoma (281-107 • 129-59 Big Eight/Big 12 • 11 NCAA [11-11] • 1 NIT [1-1])</b>							
1994-95	23-9	.719	9-5	.643	3rd	1-1	AP National Coach of the Year
Henry Iba Award							
Big Eight Coach of the Year							
1995-96	18-12	.600	8-6	.571	3rd	2-1	NCAA First Round (0-1)
1996-97	20-10	.667	10-6	.625	5th	2-1	NCAA First Round (0-1)
1997-98	22-11	.667	11-5	.688	t-2nd	0-1	NCAA First Round (0-1)
1998-99	22-11	.667	11-5	.688	t-2nd	2-1	NCAA Sweet 16 (2-1)
1999-00	27-7	.794	12-4	.750	t-3rd	2-1	NCAA Second Round (1-1)
2000-01	26-7	.788	12-4	.750	t-2nd	3-0	NCAA First Round (0-1)
2001-02	31-5	.861	13-3	.813	2nd	3-0	NCAA Final Four (4-1)
NABC National Coach of the Year							
2002-03	27-7	.794	12-4	.750	3rd	3-0	NCAA Elite Eight (3-1)
2003-04	20-11	.645	8-8	.500	7th	1-1	NIT Second Round (1-1)
2004-05	25-8	.758	12-4	.750	t-1st	1-1	NCAA Second Round (1-1)
2005-06	20-9	.690	11-5	.688	3rd	0-1	NCAA First Round (0-1)
Big 12 Champions							
<b>Indiana (43-15 • 21-8 Big Ten • 1 NCAA [1-1])</b>							
2006-07	21-11	.656	10-6	.625	3rd	0-1	NCAA Second Round (1-1)
2007-08	22-4	.846	11-2	.846			
<b>Houston (290-83 • 33-4 Big 12 • 117-44 The American • 6 NCAA [14-6] • 2 NIT [0-2])</b>							
2014-15	13-19	.406	4-14	.222	10th	1-1	NIT First Round (0-1)
2015-16	22-10	.688	12-6	.667	t-3rd	0-1	NIT First Round (0-1)
2016-17	21-11	.656	12-6	.667	3rd	0-1	NCAA Second Round (1-1)
2017-18	27-8	.771	14-4	.778	t-2nd	2-1	
The American Coach of the Year							
NABC District 25 Coach of the Year							
2018-19	33-4	.892	16-2	.889	1st	2-1	The American Champions
Clarence "Big House" Gaines National Coach of the Year							
The American Coach of the Year							
NABC District 25 Coach of the Year							
2019-20	23-8	.742	13-5	.722	t-1st	COVID-19	No Tournament – COVID
2020-21	28-4	.875	14-3	.824	2nd	3-0	The American Tournament Champions
John McLendon Award							
Coach of the Year (Houston Sports Awards)							
2021-22	32-6	.842	15-3	.833	1st	3-0	The American Champions
The American Tournament Champions							
CBS Sports National Coach of the Year							
Ben Jobe Award							
The American Coach of the Year							
NABC District 24 Coach of the Year							
Texas Coach of the Year (Dave Campbell's Texas Basketball)							
2022-23	33-4	.892	17-1	.944	1st	2-1	The American Champions
The American Coach of the Year							
NABC District 24 Coach of the Year							
USBWA District VII Coach of the Year							
2023-24	32-5	.865	15-3	.833	1st	2-1	Big 12 Champions
AP National Coach of the Year							
NABC National Coach of the Year							
Henry Iba National Coach of the Year Award (USBWA)							
John McLendon Award							
Field of 68 National Coach of the Year							
Big 12 Coach of the Year							
Big 12 Coach of the Year (Associated Press)							
NABC District 8 Coach of the Year							
2024-25	26-4	.867	18-1	.947	1st	---	Big 12 Champions
35+ yrs	790-353	.691	379-222	.631	9 – 1st	37-21	9 Conference Championships
5 30-win seasons							
28 20-win seasons							
22 20-win seasons in last 23 yrs.							
14– Top 2							
22– Top 3							
19 NCAs (26-19)							
4 NITs (2-4)							
12 National Coach of the Year awards							
3 NAIA District 12 (2-3)							
10 Conference Coach of the Year awards							
8 District Coach of the Year awards							
2 Houston Sports Awards Coach of the Year							

# KELVIN SAMPSON • RECORD vs. OPPONENTS

Team	Overall	Houston	Indiana	Oklahoma	Washington State	Montana Tech
Abilene Christian	1-0	1-0	---	---	---	---
Akron	0-1	0-1	---	---	---	---
<b>Alabama</b>	<b>3-6</b>	<b>0-3</b>	---	<b>2-1</b>	<b>1-2</b>	---
Alabama A&M	1-0	1-0	---	---	---	---
Alabama State	2-0	1-0	---	1-0	---	---
Alaska-Anchorage	2-0	---	---	---	2-0	---
Alberta	1-0	---	---	---	---	1-0
Alcorn State	4-0	2-0	---	1-0	1-0	---
American-Puerto Rico	1-0	---	---	1-0	---	---
Appalachian State	0-1	---	---	---	0-1	---
<b>Arizona</b>	<b>4-15</b>	<b>2-0</b>	---	<b>2-0</b>	<b>0-15</b>	---
<b>Arizona State</b>	<b>9-6</b>	<b>1-0</b>	---	---	<b>8-6</b>	---
Arkansas	4-2	0-1	---	4-1	---	---
Arkansas State	1-0	---	---	1-0	---	---
Arkansas-Pine Bluff	2-1	0-1	---	2-0	---	---
<b>Auburn</b>	<b>1-1</b>	<b>1-1</b>	---	---	---	---
Azusa Pacific	1-0	---	---	---	1-0	---
Ball State	1-0	---	1-0	---	---	---
<b>Baylor</b>	<b>24-1</b>	<b>2-1</b>	---	<b>22-0</b>	---	---
Belmont	1-0	---	---	1-0	---	---
Bethune-Cookman	1-0	---	---	1-0	---	---
Binghamton	1-0	---	---	1-0	---	---
Boise State	1-1	1-1	---	---	---	---
Boston	1-0	---	---	1-0	---	---
Bryant	1-0	1-0	---	---	---	---
<b>Butler</b>	<b>3-2</b>	<b>2-0</b>	<b>0-1</b>	<b>1-1</b>	---	---
<b>BYU</b>	<b>3-2</b>	<b>3-1</b>	---	---	<b>0-1</b>	---
BYU-Hawai'i	2-0	---	---	---	2-0	---
Boston College	0-1	---	---	---	0-1	---
Cal State Northridge	2-0	---	---	1-0	1-0	---
Calgary	0-2	---	---	---	---	0-2
California	9-7	---	---	2-0	7-7	---
Carroll College	9-5	---	---	---	---	8-4
Centenary	1-1	---	---	1-0	0-1	---
Central Connecticut State	2-0	---	---	1-0	1-0	---
Central Michigan	1-0	---	---	1-0	---	---
Chadron State	1-0	---	---	---	---	1-0
Charlotte	2-0	---	1-0	1-0	---	---
Chattanooga	1-0	---	1-0	---	---	---
Chicago State	2-0	---	2-0	---	---	---
<b>Cincinnati</b>	<b>16-11</b>	<b>16-9</b>	---	<b>0-2</b>	---	---
Cleveland State	1-0	1-0	1-0	---	---	---
College of Idaho	3-3	---	---	---	---	3-3
<b>Colorado</b>	<b>5-3</b>	<b>1-0</b>	---	<b>14-3</b>	---	---
Coppin State	11-0	1-0	1-0	8-0	1-0	---
Cornell	1-0	1-0	---	---	---	---
Dayton	1-0	1-0	---	---	---	---
Delaware State	2-0	---	---	1-0	1-0	---
Drexel	1-1	0-1	---	1-0	---	---
Duke	0-3	0-1	0-1	0-1	---	---
East Carolina	12-2	12-2	---	---	---	---
Eastern Kentucky	1-0	---	---	---	1-0	---
Eastern Illinois	2-0	2-0	---	1-0	---	---
Eastern Michigan	1-0	---	---	---	1-0	---
Eastern Oregon State	3-0	---	---	---	---	3-0
Eastern Washington	6-0	---	---	1-0	5-0	---
Fairfield	1-0	1-0	---	---	---	---
Florida	0-1	---	---	0-1	---	---
Florida A&M	3-0	1-0	---	1-0	1-0	---
Florida Atlantic	1-0	---	---	1-0	---	---
Fresno State	1-1	---	---	---	1-1	---
George Mason	1-0	1-0	---	---	---	---
George Washington	1-0	---	---	1-0	---	---
Georgia Southern	1-0	---	---	1-0	---	---
Georgia State	2-0	1-0	---	1-0	---	---
Georgia Tech	2-3	1-1	1-0	0-2	---	---
Gonzaga	1-1	---	1-0	---	0-1	---
Grand Canyon	0-1	0-1	---	---	---	---
Great Falls	7-10	---	---	---	---	6-8
Hartford	1-0	---	---	1-0	---	---
Harvard	0-2	0-2	---	---	---	---
Hawai'i	1-0	---	---	---	1-0	---
Hawai'i-Hilo	1-0	---	---	1-0	---	---
Hawai'i-Pacific	1-0	---	---	---	1-0	---
High Point	2-0	---	---	2-0	---	---
<b>Hofstra</b>	<b>2-0</b>	<b>2-0</b>	---	---	---	---
Houston Christian	2-0	2-0	---	---	---	---
Idaho	3-5	---	---	---	3-5	---
Illinois	4-2	1-0	3-2	---	---	---
Illinois State	1-0	---	1-0	---	---	---

Team	Overall	Houston	Indiana	Oklahoma	Washington State	Montana Tech
Illinois-Chicago	1-0	---	---	1-0	---	---
Indiana	0-4	---	---	0-2	0-2	---
Indiana State	2-1	---	1-0	0-1	1-0	---
Iowa	3-1	---	3-1	---	---	---
<b>Iowa State</b>	<b>11-8</b>	<b>2-2</b>	---	<b>9-6</b>	---	---
IUPUI	1-0	---	1-0	---	---	---
<b>Jackson State</b>	<b>7-0</b>	<b>2-0</b>	---	<b>4-0</b>	<b>1-0</b>	---
Jamestown	1-0	---	---	---	---	1-0
<b>Kansas</b>	<b>9-12</b>	<b>3-1</b>	---	<b>6-11</b>	---	---
<b>Kansas State</b>	<b>13-4</b>	<b>2-0</b>	---	<b>11-4</b>	---	---
Kent State	1-0	1-0	---	---	---	---
Kentucky	1-2	0-1	1-1	---	---	---
La Salle	1-0	---	---	1-0	---	---
Lafayette	1-0	---	1-0	---	---	---
Lake Region College	1-0	---	---	---	---	1-0
Lamar	3-0	2-0	---	1-0	---	---
Lethbridge	5-0	---	---	---	---	5-0
Lewis-Clark State	0-2	---	---	---	---	0-2
Liberty	2-0	2-0	---	---	---	---
Longwood	2-0	1-0	1-0	---	---	---
<b>Louisiana</b>	<b>3-0</b>	<b>2-0</b>	---	---	<b>1-0</b>	---
Louisiana Tech	1-0	---	---	1-0	---	---
LSU	3-2	2-2	---	1-0	---	---
Manhattan	0-1	---	---	0-1	---	---
Marquette	1-0	---	---	---	1-0	---
Mary College	2-1	---	---	---	---	2-1
Maryland	1-1	---	---	1-1	---	---
McNeese	2-0	2-0	---	---	---	---
Memphis	9-10	9-8	---	0-2	---	---
Mesa State	0-1	---	---	---	---	0-1
Miami (Fla.)	0-1	0-1	---	---	---	---
Michigan	2-3	0-1	2-1	0-1	---	---
Michigan State	5-4	---	2-1	2-2	1-1	---
Minnesota	4-0	---	2-0	1-0	1-0	---
Minot State	2-0	---	---	---	---	2-0
Mississippi	1-2	---	---	1-2	---	---
Mississippi State	0-3	---	---	0-3	---	---
Mississippi Valley State	1-0	1-0	---	---	---	---
Missouri	13-9	---	---	13-9	---	---
Missouri State	1-0	---	---	1-0	---	---
Monmouth	1-0	---	---	---	1-0	---
Montana	1-0	1-0	---	---	---	---
Montana State	2-0	---	---	2-0	---	---
Morgan State	2-0	2-0	---	---	---	---
Mount St. Mary's	2-0	---	---	2-0	---	---
Murray State	2-1	2-0	---	0-1	---	---
NC State	0-1	---	---	0-1	---	---
Nebraska	11-5	---	---	11-5	---	---
Nebraska Wesleyan	1-0	---	---	---	---	1-0
New Mexico	0-1	---	---	---	0-1	---
New Mexico Highlands	1-0	---	---	---	---	1-0
New Orleans	1-0	1-0	---	---	---	---
Niagara	1-0	---	---	1-0	---	---
Nicholls	4-0	1-0	---	3-0	---	---
NJIT	1-0	1-0	---	---	---	---
North Carolina A&T	1-0	1-0	---	---	---	---
North Carolina Central	1-0	1-0	---	---	---	---
North Florida	1-0	1-0	---	---	---	---
North Texas	2-0	---	---	2-0	---	---
Norfolk State	1-0	1-0	---	---	---	---
Northern Colorado	2-0	1-0	---	1-0	---	---
Northern Kentucky	1-0	1-0	---	---	---	---
Northern Montana	8-8	---	---	---	---	8-5
Northern State	0-2	---	---	---	---	0-2
Northwest Nazarene	3-3	---	---	---	---	3-3
Northwestern	2-0	---	2-0	---	---	---
Northwestern State	3-0	2-0	---	1-0	---	---
<b>Notre Dame</b>	<b>1-0</b>	<b>1-0</b>	---	---	---	---
Ohio	1-0	---	---	---	1-0	---
Ohio State	2-1	1-0	1-1	---	---	---
Oklahoma	1-0	1-0	---	---	---	---
Oklahoma Baptist	1-0	---	---	---	1-0	---
<b>Oklahoma State</b>	<b>17-15</b>	<b>5-1</b>	---	<b>12-14</b>	---	---
Oral Roberts	8-0	1-0	---	6-0	1-0	---
Oregon	10-9	3-1	---	---	7-8	---
Oregon State	9-8	1-0	---	1-0	7-8	---
Oregon Tech	1-0	---	---	---	---	1-0
Our Lady of the Lake	1-0	1-0	---	---	---	---
Penn	1-0	1-0	---	---	---	---
Penn State	3-0	---	3-0	---	---	---



# KELVIN SAMPSON • RECORD vs. OPPONENTS

Team	Overall	Houston	Indiana	Oklahoma	Washington State	Montana Tech
Pittsburg State	1-0	---	---	---	1-0	---
Portland	2-1	1-0	---	---	1-1	---
Prairie View A&M	6-0	3-0	---	2-0	1-0	---
Princeton	3-0	---	---	2-0	1-0	---
Providence	1-0	1-0	---	---	---	---
Purdue	6-2	---	2-1	4-1	---	---
Regina	1-0	---	---	---	---	1-0
Rhode Island	1-1	1-1	---	---	---	---
Rice	5-0	5-0	---	---	---	---
Rocky Mountain	6-10	---	---	---	---	6-7
<b>Rutgers</b>	<b>1-0</b>	<b>1-0</b>	---	---	---	---
Sacramento State	3-0	---	---	---	3-0	---
Saint Joseph's	1-0	1-0	---	---	---	---
Saint Louis	2-0	2-0	---	---	---	---
Saint Mary's (Calif.)	1-0	1-0	---	---	---	---
Sam Houston State	2-0	---	---	2-0	---	---
Samford	1-0	---	---	1-0	---	---
San Diego	1-0	---	---	1-0	---	---
<b>San Diego State</b>	<b>2-1</b>	<b>1-1</b>	---	---	<b>1-0</b>	---
San Francisco State	1-0	---	---	---	1-0	---
San Jose State	1-1	---	---	---	1-1	---
Seattle	2-0	---	---	---	1-0	1-0
Simon Fraser	1-0	---	---	---	1-0	---
SMU	15-7	11-7	---	4-0	---	---
South Carolina	2-0	2-0	---	---	---	---
South Carolina State	1-1	0-1	---	1-0	---	---
South Dakota	1-0	1-0	---	---	---	---
South Florida	14-2	14-2	---	---	---	---
Southeast Missouri State	1-0	---	---	1-0	---	---
Southern	1-0	---	---	1-0	---	---
Southern Alberta Tech	3-0	---	---	---	---	3-0
Southern Illinois	2-0	---	2-0	---	---	---
Southern Utah	1-0	---	---	---	1-0	---
St. Bonaventure	1-0	---	---	1-0	---	---
Stanford	6-9	---	---	0-1	6-8	---
Stephen F. Austin	0-1	---	---	---	0-1	---
Stetson	1-0	1-0	---	---	---	---
Syracuse	1-1	1-0	---	0-1	---	---
Temple	11-5	11-4	---	0-1	---	---
Tennessee	0-1	---	---	---	0-1	---
<b>TCU</b>	<b>2-1</b>	<b>2-1</b>	---	---	---	---
Tennessee State	1-0	---	1-0	---	---	---
Texas	20-9	2-0	---	18-9	---	---
<b>Texas A&amp;M</b>	<b>21-1</b>	<b>1-0</b>	---	<b>20-1</b>	---	---
<b>Texas A&amp;M-Corpus Christi</b>	<b>2-0</b>	<b>2-0</b>	---	---	---	---
Texas Southern	4-0	1-0	---	2-0	1-0	---
Texas State	5-0	3-0	---	2-0	---	---
<b>Texas Tech</b>	<b>21-8</b>	<b>5-1</b>	---	<b>16-7</b>	---	---
<b>Toledo</b>	<b>1-0</b>	<b>1-0</b>	---	---	---	---
Towson	1-0	1-0	---	---	---	---
Trinity Western	1-0	---	---	---	---	1-0
<b>Troy</b>	<b>1-0</b>	<b>1-0</b>	---	---	---	---
Tulane	18-3	17-3	---	1-0	---	---
Tulsa	15-7	11-6	---	4-1	---	---
UAB	1-0	1-0	---	---	---	---
UALR	1-0	---	---	1-0	---	---
UC Irvine	3-0	---	---	3-0	---	---
UC San Diego	1-0	---	---	---	1-0	---
<b>UCF</b>	<b>16-4</b>	<b>16-4</b>	---	---	---	---
UCLA	2-14	---	0-1	---	2-13	---
UConn	12-5	8-3	1-1	3-1	---	---
UIW	1-0	1-0	---	---	---	---
ULM	4-0	2-0	---	2-0	---	---
UNC Asheville	1-0	---	---	1-0	---	---
UNC Wilmington	1-0	---	1-0	---	---	---
USC	6-9	---	---	---	6-9	---
UT Arlington	2-0	1-0	---	1-0	---	---
UT Rio Grande Valley	6-0	4-0	---	2-0	---	---
<b>Utah</b>	<b>2-1</b>	<b>2-0</b>	---	<b>0-1</b>	---	---
Utah State	1-0	1-0	---	---	---	---
UTEP	1-0	1-0	---	---	---	---
UTSA	1-0	---	---	1-0	---	---
Valley City State	1-0	---	---	---	---	1-0
Vermont	1-0	1-0	---	---	---	---
Villanova	0-2	0-1	---	0-1	---	---
Virginia	2-0	2-0	---	---	---	---
Wake Forest	1-0	1-0	---	---	---	1-0
Warner Pacific	1-0	---	---	---	---	---
Washington	8-8	---	---	0-1	7-7	---
<b>West Virginia</b>	<b>3-1</b>	<b>3-0</b>	---	<b>0-1</b>	---	---

Team	Overall	Houston	Indiana	Oklahoma	Washington State	Montana Tech
Western Carolina	2-0	---	1-0	1-0	---	---
Western Illinois	2-0	---	1-0	1-0	---	---
Western Montana	12-5	---	---	---	---	12-2
Western Michigan	1-0	---	1-0	---	---	---
Western New Mexico	0-1	---	---	---	---	0-1
Whitman College of Walla Walla	0-1	---	---	---	---	0-1
Whitworth	0-2	---	---	---	---	0-1
Wichita State	10-2	10-2	---	---	---	---
Winthrop	1-0	---	---	1-0	---	---
Wisconsin	3-5	0-1	1-2	0-1	2-1	---
Wisconsin-Milwaukee	0-1	---	---	0-1	---	---
Wisconsin-Stout	0-1	---	---	---	---	---
WKU	2-0	---	---	1-0	---	---
Wyoming	1-0	1-0	---	---	---	---
Xavier	2-1	1-0	0-1	1-0	---	---
<b>Totals</b>	<b>790-353</b>	<b>290-83</b>	<b>43-15</b>	<b>281-107</b>	<b>103-103</b>	<b>73-45</b>

## NCAA WINNINGEST COACHES (10+ years at NCAA Division I level)

Red Bold indicates coaches with **Houston** ties • **Bold** indicates active coaches • through March 5, 2025


Rk.	Coach	Wins	Losses	Pct.	School (Years)
1.	Mike Krzyzewski	1,202	368	.766	Duke (1980-22); Army West Point (1975-80)
2.	Jim Boheim	1,015	441	.697	Syracuse (1976-23)
3.	Bob Huggins	935	414	.693	West Virginia (2007-23); Kansas State (2006-07); Cincinnati (1989-05); Akron (1984-89); Walsh (1980-83)
4.	Jim Calhoun	920	397	.699	St. Joseph's (Conn.) (2018-21); UConn (1986-2012); Northeastern (1972-86)
5.	Roy Williams	903	264	.774	North Carolina (2003-22); Kansas (1988-03)
6.	Bob Knight	902	371	.709	Texas Tech (2001-08); Indiana (1972-00); Army West Point (1965-72)
7.	Dean Smith	879	254	.776	North Carolina (1961-97)
8.	Adolph Rupp	876	190	.822	Kentucky (1930-72)
9.	Cliff Ellis	831	565	.595	Coastal Carolina (2007-23); Auburn (1994-04); Clemson (1984-94); South Alabama (1975-84)
10.	<b>John Calipari</b>	<b>831</b>	<b>273</b>	<b>.753</b>	<b>Arkansas (2024 – present); Kentucky (2009-24); Memphis (2000-09); UMass (1988-96)</b>
t11.	<b>Rick Barnes</b>	<b>830</b>	<b>421</b>	<b>.663</b>	<b>Tennessee (2015 – present); Texas (1998-15); Clemson (1994-98); Providence (1988-94); George Mason (1987-88)</b>
t11	Jim Phelan	830	524	.613	Mount St. Mary's (1954-2003)
13.	Rollie Massimino	816	462	.638	Keiser (2006-17); Cleveland State (1996-03); UNLV (1992-94); Villanova (1973-92); Stony Brook (1969-71)
14.	<b>Bill Self</b>	<b>814</b>	<b>259</b>	<b>.759</b>	<b>Kansas (2003 – present); Illinois (2000-03); Tulsa (1997-00); Oral Roberts (1993-97)</b>
15.	Eddie Sutton	806	326	.712	San Francisco (2007-08); Oklahoma State (1990-06); Kentucky (1985-89); Arkansas (1974-85); Creighton (1969-74)
16.	Rick Byrd	805	403	.666	Belmont (1986-21); Lincoln Memorial (1983-86); Maryville (Tenn.) (1978-80)
17.	<b>Kelvin Sampson</b>	<b>790</b>	<b>353</b>	<b>.691</b>	<b>Houston (2014 – present); Indiana (2006-08); Oklahoma (1994-06); Washington State (1987-94); Montana Tech (1981-85)</b>
18.	Lefty Driesell	786	394	.666	Maryland (1969-86); James Madison (1988-97); Georgia State (1997-03); Davidson (1960-69)
19.	Lute Olson	781	279	.737	Arizona (1983-07); Iowa (1974-83); Long Beach State (1973-74)
20.	Lou Henson	779	412	.654	New Mexico State (1997-2005); Illinois (1975-96); New Mexico State (1966-75); Hardin-Simmons (1962-66)
21.	<b>Dana Altman</b>	<b>777</b>	<b>403</b>	<b>.658</b>	<b>Oregon (2010 – present); Creighton (1994-10); Kansas State (1990-94); Marshall (1989-90)</b>
22.	Bo Ryan	762	241	.760	Wisconsin (2001-16); Milwaukee (1999-01); Wisconsin-Platteville (1984-99)
23.	Ed Diddle	759	302	.715	Western Kentucky (1922-64)
24.	<b>Rick Pitino</b>	<b>757</b>	<b>307</b>	<b>.711</b>	<b>St. John's (2023 – present); Iona (2020-23) Louisville (2001-17); Kentucky (1989-97); Providence (1985-87); Boston University (1978-83); Hawai'i (1975-76)</b>
25.	Henry Iba	755	340	.689	Oklahoma State (1934-70); Colorado (1933-34); Northwest Missouri State (1929-33)
t25.	John Beilein	754	425	.640	Michigan (2007-19); West Virginia (2002-07); Richmond (1997-02); Canisius (1992-97); Le Moyne (1983-92); Nazareth (1982-83)
27.	Phog Allen	746	264	.739	Kansas (1907-09, 1919-56); Central Missouri (1912-19); Haskell (1908-09); Baker (1905-08)
28.	Jim Larranaga	744	508	.594	Miami (Fla.) (2011-24); George Mason (1997-11); Bowling Green (1986-97); American International (1977-79)
29.	John Chaney	741	312	.704	Temple (1982-06)
30.	<b>Mark Few</b>	<b>738</b>	<b>151</b>	<b>.830</b>	<b>Gonzaga (2000 – present)</b>
31.	<b>Tom Izzo</b>	<b>731</b>	<b>300</b>	<b>.709</b>	<b>Michigan State (1996 – present)</b>
t32.	Jerry Tarkanian	729	201	.784	Fresno State (1995-02); UNLV (1973-92); Long Beach State (1968-73)
t32.	Norm Stewart	729	373	.662	Missouri (1967-99); Northern Iowa (1961-67)
34.	Ray Meyer	724	354	.672	DePaul (1942-84)
35.	Jerry Sloucom	723	556	.565	Youngtown State (2005-17); Gannon (1996-05); Geneva (1987-96); Nyack (1975-87)
36.	Don Haskins	719	353	.671	UTEP (1961-99)
37.	<b>Greg Kampe</b>	<b>714</b>	<b>554</b>	<b>.563</b>	<b>Oakland (1984 – present)</b>
38.	Larry Hunter	702	453	.608	Western Carolina (2005-18); Ohio (1989-2001); Wittenberg (1976-89)
39.	<b>Steve Alford</b>	<b>699</b>	<b>371</b>	<b>.653</b>	<b>Nevada (2019 – present); UCLA (2014-19); New Mexico (2008-13); Iowa (2000-07); Missouri State (1996-99); Manchester (1992-95)</b>
40.	<b>Bruce Pearl</b>	<b>689</b>	<b>267</b>	<b>.721</b>	<b>Auburn (2015 – present); Tennessee (2006-11); Milwaukee (2002-05); Southern Indiana (1993-01)</b>
41.	Mike Montgomery	677	317	.681	California (2008-14); Stanford (1986-04); Montana (1978-86)
42.	Denny Crum	675	295	.696	Louisville (1971-01)
43.	Lon Kruger	674	432	.609	Oklahoma (2011-21); UNLV (2004-11); Illinois (1996-00); Florida (1990-96); Kansas State (1986-90); UTRGV (1982-86)
44.	Gary Williams	668	380	.637	Maryland (1989-11); Ohio State (1986-89); Boston College (1982-86); American (1978-82)
45.	John Wooden	664	162	.804	UCLA (1948-75); Indiana State (1946-48)
46.	Ralph Miller	657	382	.632	Oregon State (1970-89); Iowa (1964-70); Wichita State (1951-64)
47.	<b>Tom Penders</b>	<b>649</b>	<b>437</b>	<b>.598</b>	<b>Houston (2004-10); George Washington (1998-2001); Texas (1988-98); Rhode Island (1986-88); Fordham (1978-86); Columbia (1974-78); Tufts (1971-74)</b>
48.	Gene Bartow	647	353	.647	UAB (1978-96); UCLA (1975-77); Illinois (1974-75); Memphis (1970-74); Valparaiso (1964-70); Central Missouri (1961-64)
49.	Tubby Smith	642	370	.634	High Point (2018-22); Memphis (2016-18); Texas Tech (2013-16); Minnesota (2007-13); Kentucky (1997-2007); Georgia (1995-97); Tulsa (1991-95)
t50.	Jay Wright	641	281	.695	Villanova (2002-22); Hofstra (1995-01)
t50.	Billy Tubbs	641	340	.653	Lamar (2003-06); TCU (1994-02); Oklahoma (1980-94); Lamar (1976-80); Southwestern (Texas) (1971-73)
t52.	Homer Drew	640	427	.600	Valparaiso (1988-11); Indiana-South Bend (1987-88); Bethel (Ind.) (1976-87);
53.	<b>Leonard Hamilton</b>	<b>638</b>	<b>504</b>	<b>.559</b>	<b>Florida State (2002 – present); Miami (Fla.) (1990-00); Oklahoma State (1986-90)</b>
54.	Marv Harshman	637	444	.589	Washington State (1958-71); Washington (1971-85); Pacific Lutheran (1945-58)
55.	Bob McKillop	634	383	.623	Davidson (1990-22)
56.	Hugh Durham	633	429	.596	Jacksonville (1997-05); Georgia (1978-95); Florida State (1966-78)
57.	<b>Bob Hoffman</b>	<b>630</b>	<b>386</b>	<b>.620</b>	<b>Central Oklahoma (2019 – present); Mercer (2008-19); UT Rio Grande Valley (1999-04); Oklahoma Baptist (1990-99)</b>
58.	<b>Greg McDermott</b>	<b>626</b>	<b>364</b>	<b>.632</b>	<b>Creighton (2010 – present); Iowa State (2006-10); Northern Iowa (2001-06); North Dakota State (2000-01); Wayne State (Neb.) (1994-00)</b>
59.	Norm Sloan	624	393	.614	NC State (1966-80); Florida (1960-89); The Citadel (1956-60); Presbyterian (1951-55)
60.	<b>Fran Dunphy</b>	<b>623</b>	<b>379</b>	<b>.622</b>	<b>La Salle (2022 – present); Temple (2006-19); Penn (1989-06)</b>
61.	Stew Morrill	620	294	.678	Utah State (1998-15); Colorado State (1991-98); Montana (1986-91)
62.	Ben Braun	615	517	.543	Rice (2008-14); California (1996-08); Eastern Michigan (1985-96); Siena Heights (1977-85)
63.	Slats Gill	599	393	.604	Oregon State (1928-64)
64.	Tom Davis	598	355	.627	Drake (2003-07); Iowa (1986-99); Stanford (1982-86); Boston College (1977-82); Lafayette (1971-77)
65.	Abe Lemons	597	344	.634	Texas (1976-82); UTRGV (1973-76); Oklahoma City (1955-73)
66.	John Thompson	596	239	.714	Georgetown (1972-99)
67.	<b>Guy V. Lewis</b>	<b>592</b>	<b>279</b>	<b>.680</b>	<b>Houston (1956-86)</b>
t68.	Danny Kaspar	584	302	.659	Texas State (2014-20); Stephen F. Austin (2001-13); UIW (1992-00)
t68.	Tony Shaver	584	389	.600	William & Mary (2004-19); Hampden-Sydney (1987-03)
t70.	Mike Brey	582	332	.637	Notre Dame (2001-23); Delaware (1995-00)



2018-19  
American Athletic  
Conference  
Regular Season




2020-21  
American Athletic  
Conference  
Tournament




2021  
NCAA Tournament  
Final Four  
Midwest Regional  
Championship




2021-22  
American Athletic  
Conference  
Regular Season



2021-22  
American Athletic  
Conference  
Tournament



2022-23  
American Athletic  
Conference  
Regular Season



2023-24  
Big 12  
Regular Season



2024-25  
Big 12  
Regular Season

### COACHES who LED THREE SCHOOLS to NCAA FINAL FOUR (2)

Coach	1st School	2nd School	3rd School
Rick Pitino	Providence	Kentucky	Louisville
John Calipari	UMass	Memphis	Kentucky

### COACHES who LED TWO SCHOOLS to NCAA FINAL FOUR (15)

Coach	1st School	2nd School
<b>Kelvin Sampson</b>	<b>Oklahoma</b>	<b>Houston</b>
Forddy Anderson	Bradley	Michigan State
Gene Bartow	Memphis	UCLA
Larry Brown	UCLA	Kansas
Hugh Durham	Florida State	Georgia
Jack Gardner	Kansas State	Utah
Lou Henson	New Mexico State	Illinois
Bob Huggins	Cincinnati	West Virginia
Lon Kruger	Florida	Oklahoma
Jim Larranaga	George Mason	Miami (Fla.)
Frank McGuire	St. John's	North Carolina
Lute Olson	Iowa	Arizona
Lee Rose	Charlotte	Purdue
Eddie Sutton	Arkansas	Oklahoma State
Roy Williams	Kansas	North Carolina

### COACHES who LED FIVE SCHOOLS to NCAA TOURNAMENT WINS (1)

Coach	1st School	2nd School	3rd School	4th School	5th School
Lon Kruger	Kansas State	Florida	Illinois	UNLV	Oklahoma

### COACHES who LED FOUR SCHOOLS to NCAA TOURNAMENT WINS (3)

Coach	1st School	2nd School	3rd School	4th School
Steve Alford	Missouri State	Iowa	New Mexico	UCLA
Eddie Sutton	Creighton	Arkansas	Kentucky	Oklahoma State
Tubby Smith	Tulsa	Georgia	Kentucky	Minnesota

### COACHES who LED THREE SCHOOLS to NCAA TOURNAMENT WINS (7)

Coach	1st School	2nd School	3rd School
<b>Kelvin Sampson</b>	<b>Oklahoma</b>	<b>Indiana</b>	<b>Houston</b>
Rick Barnes	Clemson	Texas	Tennessee
John Beilein	Richmond	West Virginia	Michigan
Lefty Driesell	Davidson	Maryland	Georgia State
Jim Harrick	Pepperdine	UCLA	Rhode Island
Rick Pitino	Providence	Kentucky	Louisville
Bill Self	Tulsa	Illinois	Kansas



### COACHES who LED FIVE SCHOOLS to NCAA TOURNAMENT (3)

Coach	1st School	2nd School	3rd School	4th School	5th School
Lon Kruger	Kansas State	Florida	Illinois	UNLV	Oklahoma
Rick Pitino	Boston Univ.	Providence	Kentucky	Louisville	Iona
Tubby Smith	Tulsa	Georgia	Kentucky	Minnesota	Texas Tech

### COACHES who LED FOUR SCHOOLS to NCAA TOURNAMENT (12)

Coach	1st School	2nd School	3rd School	4th School
<b>Kelvin Sampson</b>	<b>Washington State</b>	<b>Oklahoma</b>	<b>Indiana</b>	<b>Houston</b>
Steve Alford	Missouri State	Iowa	New Mexico	UCLA
Rick Barnes	Providence	Clemson	Texas	Tennessee
John Beilein	Canisius	Richmond	West Virginia	Michigan
Lefty Driesell	Davidson	Maryland	James Madison	Georgia State
Cliff Ellis	South Alabama	Clemson	Auburn	Coastal Carolina
Larry Eustachy	Utah State	Iowa State	Southern Miss	Colorado State
Jim Harrick	Pepperdine	UCLA	Rhode Island	Georgia
Ben Howland	Northern Arizona	Pittsburgh	UCLA	Mississippi State
Fran McCaffery	Lehigh	UNC Greensboro	Siena	Iowa
<b>Tom Penders</b>	<b>Rhode Island</b>	<b>Texas</b>	<b>George Washington</b>	<b>Houston</b>
Eddie Sutton	Creighton	Arkansas	Kentucky	Oklahoma State

### YEARS BETWEEN FINAL FOUR APPEARANCES

*Italics indicate first two Final Fours of respective head coach's career*

Rk.	Yrs.	Coach	Year – School	Years – School
1.	36	Ray Meyer	1943 – DePaul	1979 – DePaul
2.	22	Lon Kruger	1994 – Florida	2016 – Oklahoma
t3.	19	<b>Kelvin Sampson</b>	<b>2002 – Oklahoma</b>	<b>2021 – Houston</b>
		Lou Henson	1980 – New Mexico State	1989 – Illinois
5.	18	Bob Huggins	1992 – Cincinnati	2010 – West Virginia
t6.	17	Jim Larranaga	2006 – George Mason	2023 – Miami (Fla.)
		Eddie Sutton	1978 – Arkansas	1995 – Oklahoma State
t8.	14	<b>Guy V. Lewis</b>	<b>1968 – Houston</b>	<b>1982 – Houston</b>
		Slats Gill	1949 – Oregon State	1963 – Oregon State
10.	13	Branch McCracken	1940 – Indiana	1953 – Indiana
t11.	12	John Calipari	1996 – UMass	2008 – Memphis
		Phog Allen	1940 – Kansas	1952 – Kansas
13.	11	Hugh Durham	1972 – Florida State	1983 – Georgia
t14.	10	Jim Boeheim	2003 – Syracuse	2013 – Syracuse
		Jerry Tarkanian	1977 – UNLV	1987 – UNLV
		Jack Gardner	1951 – Kansas State	1961 – Utah
t17.	9	Eddie Sutton	1995 – Oklahoma State	2004 – Oklahoma State
		Roy Williams	1993 – Kansas	2002 – Kansas
		Jim Boeheim	1987 – Syracuse	1996 – Syracuse
		Dean Smith	1982 – North Carolina	1991 – North Carolina
t21.	8	Rick Pitino	1997 – Kentucky	2005 – Louisville
		Lute Olson	1980 – Iowa	1988 – Arizona
		Adolph Rupp	1958 – Kentucky	1966 – Kentucky
		Bruce Drake	1938 – Oklahoma	1947 – Oklahoma



### MOST VICTORIES among ACTIVE NCAA DIVISION I COACHES through March 5, 2025

Rk.	Wins	Coach	School(s)	Years
1.	831	John Calipari	Arkansas, UMass, Memphis, Kentucky	1989 –
2.	830	Rick Barnes	George Mason, Providence, Clemson, Texas, Tennessee	1988 –
3.	814	Bill Self	Tulsa, Illinois, Kansas	1999 –
4.	790	<b>Kelvin Sampson</b>	<b>Montana Tech, Washington State, Oklahoma, Indiana, Houston</b>	<b>1982 –</b>
5.	777	Dana Altman	Marshall, Kansas State, Creighton, Oregon	1990 –
6.	757	Rick Pitino	Hawai'i, Boston, Providence, Kentucky, Louisville, Iona, St. John's	1975 –
7.	738	Mark Few	Gonzaga	2000 –
8.	731	Tom Izzo	Michigan State	1996 –
9.	714	Greg Kampe	Oakland	1985 –
10.	699	Steve Alford	Manchester, Missouri State, Iowa New Mexico, UCLA, Nevada	1992 –
11.	689	Bruce Pearl	Southern Indiana, Milwaukee, Tennessee, Auburn	1993 –
12.	638	Leonard Hamilton	Oklahoma State, Miami (Fla.), Florida State	1987 –
13.	626	Greg McDermott	Wayne State (Neb.), UNI, Iowa State, Creighton	1994 –
14.	623	Fran Dunphy	Penn, Temple, La Salle	1990 –
15.	590	Scott Nagy	South Dakota State, Wright State, Southern Illinois	1995 –
16.	573	Herb Sendek	Miami (Ohio), NC State, Arizona State, Santa Clara	1993 –
17.	560	Randy Bennett	Saint Mary's (Calif.)	2001 –
18.	546	Fran McCaffery	Lehigh, UNC Greensboro, Siena, Iowa	1985 –
19.	532	Ron Hunter	IUPUI, Georgia State, Tulane	1994 –

### MOST NCAA DIVISION I 20-WIN SEASONS among ACTIVE COACHES through March 5, 2025 \* – total includes 2024-25 season

Rk.	No.	Coach	School(s)	Years
1.	28	John Calipari	Arkansas, UMass, Memphis, Kentucky	1989 –
t2.	* 27	Dana Altman	Marshall, Kansas State, Creighton, Oregon	1990 –
t2.	27	Bill Self	Tulsa, Illinois, Kansas	1999 –
4.	* 26	Mark Few	Gonzaga	2000 –
t5.	* 25	<b>Kelvin Sampson</b>	<b>Montana Tech, Washington State, Oklahoma, Indiana, Houston</b>	<b>1982 –</b>
t5.	* 25	Rick Pitino	Hawai'i, Boston, Providence, Kentucky, Louisville, Iona, St. John's	1975 –
t5.	* 25	Rick Barnes	George Mason, Providence, Clemson, Texas, Tennessee	1988 –
8.	* 24	Tom Izzo	Michigan State	1996 –
9.	18	Fran Dunphy	Penn, Temple, La Salle	1990 –



### MOST GAMES among ACTIVE NCAA DIVISION I COACHES through March 5, 2025

Rk.	No.	Coach	School(s)	Years
1.	1,268	Greg Kampe	Oakland	1985 –
2.	1,251	Rick Barnes	George Mason, Providence, Clemson, Tennessee	1988 –
3.	1,180	Dana Altman	Marshall, Kansas State, Creighton, Oregon	1990 –
4.	1,143	<b>Kelvin Sampson</b>	<b>Montana Tech, Washington State, Oklahoma, Indiana, Houston</b>	<b>1982 –</b>
5.	1,142	Leonard Hamilton	Oklahoma State, Miami (Fla.), Florida State	1987 –
6.	1,104	John Calapari	Arkansas, UMass, Memphis, Kentucky	1989 –
7.	1,073	Bill Self	Tulsa, Illinois, Kansas	1999 –
8.	1,070	Steve Alford	Manchester, Missouri State, Iowa New Mexico, UCLA, Nevada	1992 –
9.	1,064	Rick Pitino	Iona, Louisville, Kentucky, Providence, Boston, Hawai'i	1996 –
10.	1,031	Tom Izzo	Michigan State	1996 –
**	1,002	Fran Dunphy	Penn, Temple, La Salle	1990 –

### MOST YEARS among ACTIVE NCAA DIVISION I COACHES includes 2024-25 season

Rk.	Years	Coach	School(s)	Years
1.	41	Greg Kampe	Oakland	1985 –
2.	38	Rick Barnes	George Mason, Providence, Clemson, Texas, Tennessee	1988 –
t3.	37	Rick Pitino	Hawai'i, Boston, Providence, Kentucky, Louisville, Iona	1975 –
t3.	37	Leonard Hamilton	Oklahoma State, Miami (Fla.), Florida State	1987 –
t5.	36	<b>Kelvin Sampson</b>	<b>Montana Tech, Washington State, Oklahoma, Indiana, Houston</b>	<b>1982 –</b>
t5.	36	Dana Altman	Marshall, Kansas State, Creighton, Oregon	1990 –
7.	34	Steve Alford	Manchester, Missouri State, Iowa New Mexico, UCLA, Nevada	1992 –
t8.	33	John Calipari	Arkansas, UMass, Memphis, Kentucky	1989 –
t8.	32	Fran Dunphy	Penn, Temple, La Salle	1990 –

### MOST NCAA DIVISION I 30-WIN SEASONS among ACTIVE COACHES through March 5, 2025

Rk.	No.	Coach	School(s)	Years
1.	11	Bill Self	Oral Roberts, Tulsa, Illinois, Kansas	1994 –
2.	10	John Calipari	Arkansas, UMass, Memphis, Kentucky	1989 –
3.	7	Mark Few	Gonzaga	2000 –
t4.	5	<b>Kelvin Sampson</b>	<b>Montana Tech, Washington State, Oklahoma, Indiana, Houston</b>	<b>1982 –</b>
t4.	5	Tom Izzo	Michigan State	1996 –
t4.	5	Sean Miller	Xavier, Arizona, Xavier	2005 –
t4.	5	Rick Pitino	Hawai'i, Boston, Providence, Kentucky, Louisville, Iona, St. John's	1976 –
8.	4	Tony Bennett	Washington State, Virginia	2006 –
9.	3	Rick Barnes	George Mason, Providence, Clemson, Texas, Tennessee	1988 –
t10.	2	Steve Alford	Manchester Missouri State, Iowa, New Mexico, UCLA, Nevada	1992 –
t10.	2	Dana Altman	Marshall, Kansas State, Creighton, Oregon,	1990 –
t10.	2	Chris Beard	McMurry, Angelo State, Texas Tech, Texas, Mississippi	2013 –
t10.	2	Jamie Dixon	Pittsburgh, TCU	2004 –
t10.	2	Ben Jacobson	UNI	2006 –
t10.	2	Bruce Pearl	Southern Indiana, Milwaukee, Tennessee, Auburn	1993 –



## #23 TERRANCE ARCENEAUX

Guard

6-6 • 205 • r-Sophomore-2L (RS '23-24)

Beaumont, Texas (Beaumont United HS)

Integrated Studies

📷 **tarceneaux23** X **TArceneaux21**

### CAREER HIGHS

#### Points

16, vs. Toledo (12/18/24)

#### Field Goals Made

7, vs. Toledo (12/18/24)

#### Field Goal Attempts

14, vs. Louisiana (11/13/24)

#### 3-Point Field Goals Made

4, vs. BYU (1/4/25)

#### 3-Point Field Goal Attempts

8, vs. Louisiana (11/13/24)

#### Free Throws Made

4, at Colorado (2/8/25)

4, vs. Butler (12/7/24)

4, vs. Louisiana (11/13/24)

#### Free Throw Attempts

6, vs. Montana (11/24/23)

6, vs. Oral Roberts (11/14/22)

#### Rebounds

10, vs. Jackson State (12/9/23)

#### Offensive Rebounds

6, vs. Jackson State (12/9/23)

#### Defensive Rebounds

7, vs. Toledo (12/18/24)

#### Assists

6, vs. Oklahoma State (2/4/25)

#### Steals

4, vs. Hofstra (11/22/24)

#### Blocked Shots

4, vs. Utah (1/2/25)

#### Minutes Played

35:22, vs. Memphis (3/12/23)

### REDSHIRT SOPHOMORE (2024-25)

Scored 10 points on 4-of-6 shooting and grabbed three rebounds with two assists and two steals in charity exhibition win over #13/15 Texas A&M (10/27)... Made his season debut in season-opening win vs. Jackson State inside Fertitta Center... Finished with seven points and one rebound against the Tigers (11/4)... Led all players with 14 points and grabbed five rebounds with a pair of assists in home win over Louisiana (11/13)... Posted 12 points on 5-of-7 shooting and added three rebounds with a game-high four steals in home win over Hofstra (11/22)... Posted 13 points on 6-of-7 shooting and grabbed three rebounds with two steals against Notre Dame during second day of Players Era Festival inside MGM Grand Garden Arena in Las Vegas (11/27)... Scored 14 points on 5-of-9 shooting from field with 4-of-4 shooting from free throw line vs. Butler in Big 12-Big East Challenge (12/7)... Led all players with 16 points and nine

rebounds in home win over Toledo (12/18)... Posted 13 points on 5-of-9 shooting and grabbed five rebounds with three assists and three steals in home win over Texas A&M-Corpus Christi (12/21)... Finished with 15 points and grabbed six rebounds, including three offensive boards, in home win over BYU (1/4)... Did a little of everything in Houston's win over Utah in Fertitta Center... Posted 10 points with six rebounds and added three rebounds, three steals and four blocked shots against the Utes (1/22)... Finished with 10 points, five rebounds and a game-high six assists in home win over Oklahoma State (2/4)... Scored 15 points on 5-of-9 shooting and grabbed five rebounds with three blocked shots in road win at Colorado (2/8)... Posted 11 points on 4-of-6 shooting and grabbed two rebounds with a pair of assists in home win over rv/rv Baylor (2/10)... Drained a pair of free throws to give the Cougars a 61-58 lead with just 34 seconds remaining at #13/13 Arizona... Finished with seven points and two rebounds against the Wildcats (2/15)... Posted 10 points on 5-of-8 shooting in home win over Cincinnati (3/1).

### 2024-25 GAME-by-GAME STATISTICS (26-4 • 18-1 Big 12)

Date	Opponent	GS	Min	FG-A	3FG-FGA	FT-FTA	OR-DR	Tot	PF	A	TO	Blk	Stl	Pts
11/4/24	JACKSON STATE		16:48	3-7	1-1	0-0	0-1	1	1	0	1	0	0	7
11/9/24	vs. #11/11Auburn		11:33	1-2	1-1	2-4	1-1	2	0	0	0	0	0	5
11/13/24	LOUISIANA		24:06	4-14	2-8	4-4	2-3	5	2	2	1	0	1	14
11/22/24	rv/- HOFSTRA		23:28	5-7	0-0	2-2	1-2	3	1	1	0	0	4	12
11/26/24	vs. #9/9 Alabama		20:52	2-3	0-0	1-2	1-2	3	2	1	1	0	2	5
11/27/24	vs. Notre Dame		22:46	6-7	1-2	0-0	1-2	3	0	2	0	0	1	13
11/30/24	vs. San Diego State		20:39	1-4	0-0	1-2	0-3	3	2	1	0	0	0	3
12/7/24	BUTLER		22:44	5-9	0-1	4-4	1-0	1	1	0	0	0	3	14
12/10/24	TROY		22:16	3-7	0-1	3-4	1-3	4	1	1	4	0	0	9
12/18/24	TOLEDO		27:05	7-12	1-2	1-2	2-7	9	2	1	0	0	1	16
12/21/24	TEXAS A&M-CORPUS CHRISTI *		23:40	5-9	3-6	0-0	2-3	5	1	3	0	0	3	13
12/30/24	* at Oklahoma State		17:28	0-3	0-3	0-0	0-2	2	2	0	3	0	0	0
1/4/25	* BYU		22:59	5-9	4-5	1-2	3-3	6	0	1	0	0	2	15
1/6/25	* TCU		23:05	1-4	0-2	0-0	0-1	1	1	0	1	0	2	2
1/11/25	* at Kansas State		17:13	3-6	2-3	0-0	0-3	3	0	1	0	0	2	8
1/15/25	* rv/#25 WEST VIRGINIA		25:37	2-5	2-4	0-0	1-3	4	2	2	2	1	0	6
1/18/25	* at UCF		10:09	0-3	0-1	0-1	1-0	1	1	0	0	1	0	0
1/21/25	* UTAH	*	33:04	4-10	0-3	2-2	2-4	6	0	3	1	4	3	10
1/25/25	* at #12/11 Kansas		15:07	1-3	1-3	0-0	1-2	3	1	0	0	0	0	3
1/29/25	* at rv/rv West Virginia		22:41	3-5	2-4	0-0	1-1	2	0	0	0	0	0	8
2/1/25	* #22/19 TEXAS TECH		31:04	4-8	1-2	0-0	2-0	2	4	1	0	0	2	9
2/4/25	* OKLAHOMA STATE	*	28:38	4-12	1-5	1-2	2-3	5	1	6	1	0	1	10
2/8/25	* at Colorado	*	30:58	5-9	1-2	4-4	2-3	5	3	0	2	3	1	15
2/10/25	* rv/rv BAYLOR		21:52	4-6	1-3	2-4	1-1	2	0	2	0	0	0	11
2/15/25	* at #13/13 Arizona		27:11	2-4	1-2	2-2	0-2	2	1	0	0	1	0	7
2/18/25	* at Arizona State		19:13	1-2	0-0	0-0	1-1	2	2	0	1	0	1	2
2/22/25	* #8/8 IOWA STATE		13:44	1-2	0-1	0-0	1-2	3	1	0	1	1	0	2
2/24/25	* at #10/10 Texas Tech		14:22	0-2	0-1	0-0	1-0	1	1	0	0	0	0	0
3/1/25	* CINCINNATI		26:03	5-8	0-1	0-0	0-0	0	1	1	0	0	0	10
3/3/25	* KANSAS		18:39	0-7	0-3	0-0	1-1	2	1	0	0	1	0	0
3/8/25	* at Baylor		---	---	---	---	---	---	---	---	---	---	---	---
TBA	TBA		---	---	---	---	---	---	---	---	---	---	---	---

### CAREER STATISTICS

Year	W-L	GP-GS	MP	FG-FGA	Pct	3P-A	Pct	FT-FTA	Pct	Off-Def	Reb - Avg	PF-DQ	Ast	TO	Blk	Stl	Pts - Avg
2022-23	30-4	34-1	471	49-133	.368	17-68	.250	10-19	.526	30-54	84 - 2.5	36-0	19	19	5	22	125 - 3.7
2023-24	11-0	11-0	201	22-57	.386	6-21	.286	10-19	.526	23-27	50 - 4.5	13-0	8	4	6	10	60 - 5.5
2024-25	26-4	30-4	655	87-189	.460	25-70	.357	30-41	.732	32-59	91 - 3.0	35-0	29	19	12	29	229 - 7.6
Totals	67-8	75-5	1,328	158-379	.417	48-159	.302	50-79	.633	85-140	225 - 3.0	84-0	56	42	23	61	414 - 5.5



### ARCENEUX's 2023-24 GAME-BY-GAME (11-0 • 0-0 Big 12)

Opponent	Date	GS	Min	FG-A	3FG-A	FT-A	Off-Def	Tot	PF	A	TO	Blk	Stl	Pts
ULM	11/6/23		19:25	2-6	0-3	1-2	1-3	4	1	1	0	0	3	5
TEXAS A&M-CORPUS CHRISTI	11/11/23		18:32	2-5	0-2	1-2	3-5	8	0	0	0	1	1	5
STETSON	11/13/23		21:35	3-5	1-2	3-3	1-1	2	0	1	0	1	3	10
vs. Towson	11/16/23		17:05	2-5	1-2	2-4	0-1	1	1	0	0	0	0	7
vs. Utah	11/17/23		26:13	3-6	1-3	1-2	2-2	4	2	2	0	1	0	8
vs. Dayton	11/19/23		15:12	2-4	1-1	0-0	3-0	3	1	1	0	0	0	5
MONTANA	11/24/23		19:10	1-8	0-2	2-6	3-6	9	1	1	0	0	1	4
at Xavier	12/1/23		13:21	1-3	0-0	0-0	0-0	0	3	0	0	1	1	2
RICE	12/6/23		23:14	3-9	0-2	0-0	4-5	9	2	1	1	1	0	6
JACKSON STATE	12/9/23		22:00	3-6	2-4	0-0	6-4	10	2	1	3	0	1	8
vs. rv/rv Texas A&M	12/16/23		5:36	0-0	0-0	0-0	0-0	0	0	0	0	1	0	0

Sat out for the remainder of the season with a foot injury

### ARCENEUX's 2022-23 GAME-BY-GAME (30-4 • 15-1 American)

Opponent	Date	GS	Min	FG-A	3FG-A	FT-A	Off-Def	Tot	PF	A	TO	Blk	Stl	Pts
HOFSTRA	11/9/21	DNP – Coach's Decision												
NORTHERN COLORADO	11/7/22		16:56	3-5	1-3	0-0	2-2	4	0	0	1	0	2	7
vs. Saint Joseph's	11/11/22		10:40	1-5	0-3	1-2	0-3	3	2	0	0	0	0	3
ORAL ROBERTS	11/14/22		22:14	4-7	3-6	3-6	1-4	5	0	0	0	1	1	14
TEXAS SOUTHERN	11/16/22		15:18	2-5	1-4	1-1	3-2	5	0	0	0	0	1	6
at rv/rv Oregon	11/20/22		19:10	6-11	3-5	0-1	3-2	5	1	1	0	0	3	15
KENT STATE	11/26/22		17:46	0-2	0-1	0-0	0-6	6	1	1	0	0	0	0
NORFOLK STATE	11/29/22		23:43	3-8	1-4	0-0	0-3	3	2	0	1	1	0	7
vs. –/rv Saint Mary's (Calif.)	12/3/22		12:58	1-2	0-0	0-0	1-3	4	1	0	1	0	0	2
NORTH FLORIDA	12/6/22		22:10	1-6	0-2	0-0	1-5	6	0	1	1	0	1	2
#8/10 ALABAMA	12/10/22		8:11	0-1	0-1	0-0	0-1	1	0	0	1	0	0	0
NORTH CAROLINA A&T	12/13/22		17:52	1-6	1-6	0-0	1-1	2	4	3	4	0	2	3
at #2/2 Virginia	12/17/22	DNP – Coach's Decision												
McNEESE	12/21/22		17:08	3-6	1-3	0-0	1-3	4	1	2	1	0	0	7
* at Tulsa	12/28/22		12:59	4-5	1-2	0-0	0-3	3	0	1	0	0	2	9
* UCF	12/31/22	DNP – Coach's Decision												
* SMU	1/5/23		19:01	4-9	1-3	1-2	3-2	5	1	0	1	1	0	10
* at Cincinnati	1/8/23		13:51	2-2	0-0	0-0	1-0	1	0	1	0	1	1	4
* SOUTH FLORIDA	1/11/23		16:57	0-4	0-2	0-0	3-0	3	2	1	0	0	2	0
* at Tulane	1/17/23		3:44	0-1	0-0	0-0	0-0	0	0	1	0	0	0	0
* TEMPLE	1/22/23		3:27	0-1	0-0	0-0	0-0	0	1	0	0	0	0	0
* at UCF	1/25/23		11:49	1-3	0-1	0-0	0-0	0	0	0	1	0	0	2
* CINCINNATI	1/28/23		11:10	1-2	0-1	0-0	0-2	2	0	0	0	1	2	2
* at Wichita State	2/2/23		11:21	1-3	1-3	0-0	0-0	0	1	0	0	0	0	3
* at Temple	2/5/23		2:09	0-0	0-0	0-0	0-0	0	0	0	1	0	0	0
* TULSA	2/8/23		16:14	2-5	1-3	0-0	1-1	2	2	2	1	0	0	5
* at SMU	2/16/23	DNP – Injury												
* MEMPHIS	2/19/23		8:55	1-3	0-2	0-0	0-1	1	0	0	0	0	2	2
* TULANE	2/22/23		11:51	0-2	0-2	0-0	0-2	2	1	2	0	0	0	0
* at East Carolina	2/25/23		11:09	0-1	0-1	0-0	0-2	2	3	0	0	0	0	0
* WICHITA STATE	3/2/23		14:43	1-3	0-0	0-0	2-1	3	1	2	0	0	2	2
* at Memphis	3/5/23		1:44	1-1	0-0	0-1	0-0	0	2	0	1	0	0	2
vs. (9) East Carolina	3/10/23		14:17	1-5	1-2	0-0	0-1	1	1	0	1	0	0	3
vs. (4) Cincinnati	3/11/23		27:41	1-5	0-2	2-3	2-1	3	2	0	1	0	0	4
vs. (2) Memphis	3/12/23	*	35:22	3-10	1-4	2-3	3-0	3	3	1	2	0	0	9
vs. (16) Northern Kentucky	3/16/23		11:38	1-4	0-2	0-0	1-3	4	2	0	0	0	1	2
vs. (9) Auburn	3/18/23		4:45	0-0	0-0	0-0	1-0	1	1	0	0	0	0	0
vs. #16/15 (5) Miami (Fla.)	3/24/23		2:36	0-0	0-0	0-0	0-0	0	1	0	0	0	0	0



## #4 L.J. CRYER

Guard

6-1 • 200 • Graduate-1L

Katy, Texas (Morton Ranch HS)

'24 UH graduate in Integrated Studies

Post-baccalaureate work in Health

Instagram X Ijcryer

### CAREER HIGHS

#### Points

30, vs. #9/9 Alabama (11/26/24)  
30, vs. rv/#22 Creighton (3/19/23)

#### Field Goals Made

11, vs. #8/8 Iowa State (2/22/25)  
13, vs. rv/#22 Creighton (3/19/23)

#### Field Goal Attempts

26, vs. #9/9 Alabama (11/26/24)  
22, vs. rv/#22 Creighton (3/19/23)

#### 3-Point Field Goals Made

6, done four times; Most recently  
vs. Troy (12/10/24)  
8, vs. West Virginia (2/13/23)

#### 3-Point Field Goal Attempts

13, vs. San Diego State (11/30/24)  
12, vs. Norfolk State (11/17/22)

#### Free Throws Made

10, vs. #9/9 Alabama (11/26/24)  
6, vs. #17/17 TCU (1/4/23)

#### Free Throw Attempts

10, vs. #9/9 Alabama (11/26/24)  
7, at Texas Tech (1/17/23)

#### Rebounds

6, at Colorado (2/8/25)  
5, at #10/10 Texas (1/30/23)  
5, vs. Northwestern State (12/20/22)

#### Offensive Rebounds

3, at Colorado (2/8/25)  
3, at #21/19 BYU (1/23/24)  
2, at Oklahoma State (2/27/23)  
2, at #14/16 Kansas State (2/21/23)

#### Defensive Rebounds

4, done five times; Most recently  
vs. #8/8 Iowa State (2/22/25)  
5, vs. Northwestern State (12/20/22)

#### Assists

6, at Arizona State (2/18/25)  
6, at #14/16 Kansas State (2/21/23)  
6, vs. Central Arkansas (11/17/21)

#### Steals

4, at Oklahoma State (12/30/24)  
4, vs. UCF (1/20/24)  
4, vs. Norfolk State (11/11/22)

#### Blocked Shots

1, done five times; Most recently  
vs. San Diego State (11/30/24)  
1, vs. McNeese (11/23/22)  
1, vs. Kansas State (1/25/22)

#### Minutes Played

48:00, at #12/11 Kansas (1/25/25)  
40, at Oklahoma State (1/27/23)

Accomplished at Baylor

### HONORS

• 1A FAR Academic Excellence Award

### GRADUATE (2024-25)

Became 53rd member of Houston's career 1,000-Point Club in Big 12 Conference championship-clinching win vs. Cincinnati... Received 1A FAR Academic Excellence Award in December 2024... Presented to student-athletes who graduate with a cumulative GPA of 3.80 or above and have participated in at least two years of NCAA athletics at an FBS school... Led Houston with 18 points, thanks to six 3-pointers and added three assists with a steal in charity exhibition win vs. #13/15 Texas A&M (10/27)... Led all players with 16 points, thanks to 4-of-6 3-point shooting, and dished out three assists in season-opening win vs. Jackson State inside Fertitta Center (11/4)... Tied for team lead with 13 points and added two assists and a steal against #11/11 Auburn in Mattress Firm Battleground 2k24 inside Toyota Center (11/9)... Led all players with 30 points, thanks to 10-of-10 shooting from the free throw line, and three steals against #9/9 Alabama during first day of Players Era Festival inside MGM Grand Garden Arena in Las Vegas... Scored 21 points and led all players with five 3-pointers against San Diego State during Players Era

Festival Third-Place Game (11/30)... Finished with a game-high 20 points and added four 3-pointers with three assists in win over Butler during Big 12-Big East Challenge (12/7)... Led all players with 22 points, thanks to 6-of-7 shooting from the arc, in home win over Troy (12/10)... Posted 17 points on 5-of-9 shooting from the field, including 5-of-7 from the arc, with three assists in home win over Texas A&M-Corpus Christi (12/21)... Finished with 18 points, thanks to 4-of-8 shooting from the arc, and led all players with four steals in road win at Oklahoma State (12/30)... Totaled 18 points, thanks to 5-of-10 shooting from the arc, and grabbed two rebounds with a pair of assists in home win over rv/#25 West Virginia (1/15)... Scored 13 points, thanks to 3-of-4 shooting from the arc, in home win over Utah (1/22)... Led all players with 17 points on 6-of-12 shooting and grabbed three rebounds with three assists in road win at rv/rv West Virginia (1/29)... Led Houston with 22 points and three 3-pointers against #22/19 Texas Tech (2/1)... Led all players with 18 points and four 3-pointers and grabbed three rebounds in home win over Oklahoma State (2/4)... Posted 15 points and six rebounds with three treys in road win at Colorado (2/8)... Led Houston with 14 points, thanks to four 3-pointers, and dished out three assists in home win over rv/rv Baylor (2/10)... Posted 15 points with three 3-pointers and two assists in road win at #13/13 Arizona... Led Houston with 18 points on 6-of-13 shooting and six assists and tied for team lead with four 3-pointers in road win at Arizona State (2/18)... Led all players with 18 points on 11-of-17 shooting from the field, including 5-of-7 from the arc in home win over #8/8 Iowa State... Added five rebounds with an assist and steal (2/22)... Led all players with 20 points on 7-of-13 shooting in home win over Cincinnati... Drained a pair of free throws with 50 seconds left to join Houston's career 1,000-Point Club (3/1)... Led all players with 22 points on 8-of-15 shooting and added three rebounds and three steals in Senior Day home win over Kansas (3/3).

### 2024-25 GAME-by-GAME STATISTICS (26-4 • 18-1 Big 12)

Date	Opponent	GS	Min	FG-A	3FG-FGA	FT-FTA	OR-DR	Tot	PF	A	TO	Blk	Stl	Pts
11/4/24	JACKSON STATE	*	18:50	4-8	4-6	4-4	0-1	1	0	3	0	0	0	16
11/9/24	vs. #11/11 Auburn	*	27:37	5-14	1-4	2-3	0-0	0	4	2	1	0	1	13
11/13/24	LOUISIANA	*	16:19	3-6	2-3	0-0	0-2	2	0	1	2	0	1	8
11/22/24	rv/- HOFSTRA	*	26:55	3-10	2-8	0-0	0-3	3	1	3	0	0	3	8
11/26/24	vs. #9/9 Alabama	*	42:16	9-26	2-8	10-10	0-0	0	1	2	1	0	3	30
11/27/24	vs. Notre Dame	*	36:44	2-11	0-6	2-2	0-2	2	1	1	1	0	1	6
11/30/24	vs. San Diego State	*	37:48	7-15	5-13	2-2	0-2	2	3	2	3	1	0	21
12/7/24	BUTLER	*	35:45	7-14	4-7	2-2	0-1	1	1	3	3	0	0	20
12/10/24	TROY	*	32:00	8-11	6-7	0-0	0-2	2	0	0	0	1	2	22
12/18/24	TOLEDO	*	26:45	1-8	0-6	0-0	0-4	4	0	2	0	0	0	2
12/21/24	TEXAS A&M-CORPUS CHRISTI	*	28:43	5-9	5-7	2-2	0-0	0	0	3	1	0	0	17
12/30/24	* at Oklahoma State	*	33:48	6-15	4-8	2-2	0-2	2	1	0	2	0	4	18
1/4/25	* BYU	*	27:11	3-11	3-9	0-0	0-0	0	0	2	1	0	1	9
1/6/25	* TCU	*	25:18	4-9	2-5	0-0	1-1	2	3	3	0	0	1	10
1/11/25	* at Kansas State	*	30:47	3-8	1-3	4-4	0-1	1	0	2	0	0	0	11
1/15/25	* rv/#25 WEST VIRGINIA	*	28:15	5-12	5-10	3-4	1-1	2	2	2	0	0	0	18
1/18/25	* at UCF	*	35:41	2-13	2-7	0-0	1-3	4	1	1	1	0	0	6
1/21/25	* UTAH	*	23:14	4-7	3-4	2-2	0-1	1	0	1	0	0	0	13
1/25/25	* at #12/11 Kansas	*	48:00	2-12	1-8	4-6	0-3	3	4	3	2	0	0	9
1/29/25	* at rv/rv West Virginia	*	35:07	6-12	2-4	3-3	0-3	3	2	3	2	0	1	17
2/1/25	* #22/19 TEXAS TECH	*	44:00	7-14	3-6	5-6	0-4	4	2	2	1	0	0	22
2/4/25	* OKLAHOMA STATE	*	38:36	6-15	4-11	2-2	0-3	3	1	0	2	0	0	18
2/8/25	* at Colorado	*	31:43	6-17	3-9	0-0	3-3	6	3	1	3	0	1	15
2/10/25	* rv/rv BAYLOR	*	30:38	5-11	4-7	0-0	0-1	1	1	3	1	0	0	14
2/15/25	* at #13/13 Arizona	*	35:00	6-12	3-8	0-0	0-1	1	2	2	2	0	0	15
2/18/25	* at Arizona State	*	35:23	6-13	4-10	2-2	0-4	4	1	6	1	0	1	18
2/22/25	* #8/8 IOWA STATE	*	35:36	11-17	5-7	1-1	1-4	5	3	1	2	0	1	28
2/24/25	* at #10/10 Texas Tech	*	31:20	1-5	1-4	2-2	1-2	3	1	3	1	0	1	5
3/1/25	* CINCINNATI	*	34:11	7-13	2-6	4-4	0-1	1	1	1	2	0	0	20
3/3/25	* KANSAS	*	25:32	8-15	4-6	2-2	2-1	3	4	0	1	0	3	22
3/8/25	* at Baylor	---	---	---	---	---	---	---	---	---	---	---	---	---
TBA	TBA	---	---	---	---	---	---	---	---	---	---	---	---	---

### CAREER STATISTICS

Year	W-L	GP-GS	MP	FG-FGA	Pct	3P-A	Pct	FT-FTA	Pct	Off-Def	Reb - Avg	PF-DQ	Ast	TO	Blk	Stl	Pts - Avg
2020-21 (at BU)	19-1	20-0	197	21-55	.382	16-44	.364	9-14	.643	3-8	11 - 0.6	7-0	15	9	0	10	67 - 3.4
2021-22 (at BU)	16-3	19-3	491	88-185	.476	52-111	.468	28-36	.778	2-27	29 - 1.5	25-0	32	33	1	15	256 - 13.5
2022-23 (at BU)	21-10	31-31	1,000	163-360	.453	80-193	.415	59-66	.894	7-57	64 - 2.1	44-0	63	48	1	15	465 - 15.0
2023-24	32-5	37-37	1,187	200-487	.411	112-289	.388	61-70	.871	24-64	88 - 2.4	63-2	70	35	4	39	573 - 15.5
2024-25	26-4	30-30	959	152-363	.419	87-207	.420	60-65	.923	10-56	66 - 2.2	43-0	58	36	2	25	451 - 15.0
UH Totals	58-9	67-67	2,146	352-850	.414	199-496	.401	121-135	.896	34-120	154 - 2.3	106-2	128	71	6	64	1,024 - 15.3
BU Totals	56-14	70-34	1,688	272-600	.453	148-348	.425	96-116	.828	12-92	104 - 1.5	76-0	110	90	2	30	788 - 11.3
Totals	114-23	137-101	3,836	624-1,450	.430	347-844	.411	217-251	.865	46-212	258 - 1.9	182-2	238	162	8	104	1,812 - 13.2

2 NCAA National Championship Game Appearances • 6 NCAA Final Four Appearances • 25 NCAA Tournaments • 21 Conference Championships • 2 NBA Draft No. 1 Overall Picks • 12 NBA Draft First-Round Selections



**CRYER'S 2022-23 GAME-BY-GAME (21-10 • 11-6 Big 12 at Baylor)**

Opponent	GS	Min	FG-A	3FG-A	FT-A	O-D-T	PF	A	TO	Blk	Stl	Pts
ULM	*	29:53	3-13	1-9	2-2	1-1-2	2	2	1	0	1	9
TEXAS WOMAN COLLEGE	*	30:13	4-13	2-7	5-5	1-2-3	1	3	1	0	2	15
STETSON	*	32:08	9-15	3-6	0-0	0-1-1	2	2	1	0	2	21
vs. Towson	*	26:11	6-14	3-7	3-3	2-1-3	3	2	0	0	1	18
vs. Utah	*	33:08	5-14	4-9	0-0	0-3-3	2	3	0	0	1	14
vs. Dayton	*	29:34	6-14	4-8	2-2	0-2-2	3	1	1	0	0	18
MONTANA	*	32:09	9-16	5-12	1-1	0-4-4	1	3	0	0	0	24
at Xavier	*	38:08	8-16	5-12	2-2	0-4-4	2	0	1	0	0	23
RICE	*	23:39	5-11	5-10	0-0	0-2-2	2	2	0	0	1	15
KANSAS STATE	*	29:42	6-15	3-8	6-7	2-1-3	1	1	0	0	1	21
vs. rv/rv Texas A&M	*	36:53	5-15	4-10	3-3	1-2-3	0	1	2	0	0	17
TEXAS STATE	*	31:09	4-12	1-5	0-1	1-1-2	0	3	1	0	1	9
PENN	*	30:09	7-13	2-3	0-2	1-1-2	0	4	1	0	1	16
* WEST VIRGINIA	*	30:47	7-12	4-7	2-2	1-2-3	1	1	0	1	2	20
* at rv/rv Iowa State	*	30:32	2-9	1-6	0-0	0-2-2	3	2	3	0	1	5
* at rv/rv TCU	*	36:46	2-14	1-7	0-0	1-4-5	1	1	1	1	2	5
* #25/25 TEXAS TECH	*	34:22	3-8	2-4	0-0	0-2-2	2	2	0	0	1	8
* UCF	*	33:13	6-14	4-10	0-0	0-2-2	2	2	1	0	4	16
* at #21/19 BYU	*	36:31	7-14	5-9	4-4	3-1-4	1	1	0	0	1	23
* rv/rv KANSAS STATE	*	25:18	3-11	1-6	0-0	0-1-1	1	1	1	0	1	7
* at rv/rv Texas	*	39:26	5-17	2-9	2-2	1-1-2	3	3	1	0	1	14
* at #8/9 Kansas	*	38:24	9-20	6-12	0-1	0-1-1	3	3	0	0	1	24
* OKLAHOMA STATE	*	26:40	2-10	0-3	2-2	1-2-3	1	4	1	0	2	6
* at Cincinnati	*	16:50	2-7	0-4	4-5	0-2-2	4	1	1	0	0	8
* rv/- TEXAS	*	32:35	9-13	6-9	2-3	1-0-1	1	0	0	0	0	26
* #6/6 IOWA STATE	*	32:31	2-10	2-9	2-2	0-1-1	5	1	2	0	1	8
* at #11/11 Baylor	*	42:44	3-8	3-7	6-6	1-1-2	1	2	0	0	2	15
* CINCINNATI	*	35:09	7-15	4-10	4-5	1-1-2	1	2	0	0	3	22
* at rv/rv Oklahoma	*	40:00	9-17	5-9	0-0	0-0-0	2	2	1	0	0	23
* at UCF	*	37:32	9-17	5-11	2-2	0-3-3	3	1	2	0	0	25
* #14/15 KANSAS	*	26:33	4-13	3-9	0-0	2-1-3	1	4	2	1	1	11
vs. (8) TCU	*	27:43	3-10	2-7	0-0	0-2-2	0	2	1	0	0	8
vs. #25/23 (4) Texas Tech	*	35:17	6-15	6-11	2-2	0-2-2	1	1	0	0	1	20
vs. #7/8 (2) Iowa State	*	34:51	3-12	1-4	0-0	0-2-2	0	0	3	0	1	7
vs. (16) Longwood	*	22:09	6-11	3-7	2-2	1-2-3	1	2	0	0	2	17
vs. (9) Texas A&M	*	35:01	7-15	3-10	3-4	2-1-3	5	4	2	1	1	20
vs. #13/14 (4) Duke	*	38:54	7-14	1-3	0-0	0-3-3	1	1	4	0	0	15

**CRYER's 2021-22 GAME-BY-GAME (16-3 • 6-3 Big 12 at Baylor)**

Opponent	GS	Min	FG-A	3FG-A	FT-A	O-D-T	PF	A	TO	Blk	Stl	Pts
UIW		22	5-10	2-6	1-1	0-2-2	2	3	2	0	0	13
NICHOLLS		24	7-9	5-6	1-1	0-2-2	3	2	0	0	2	20
CENTRAL ARKANSAS		22	9-15	2-5	0-0	0-2-2	0	6	0	0	2	20
STANFORD	*	32	8-12	5-9	0-0	1-3-4	1	1	1	0	1	21
vs. Arizona State		25	6-12	3-5	0-0	0-4-4	4	1	1	0	0	15
vs. VCU		25	1-6	0-3	4-6	0-0-0	1	2	4	0	1	6
vs. rv/rv Michigan State		26	3-7	2-5	0-0	0-1-1	0	0	1	0	0	1
ARKANSAS-PINE BLUFF		24	7-14	4-9	2-4	0-1-1	0	1	2	0	0	20
#6/6 VILLANOVA		23	2-6	2-5	2-2	0-1-1	1	0	1	0	0	8
at Oregon		28	2-8	1-4	0-2	0-1-1	0	4	1	0	2	5
ALCORN STATE		DNP										
NORTHWESTERN STATE		DNP										
* at #8/8 Iowa State		20	5-8	3-5	0-0	0-1-1	1	0	2	0	3	13
* rv/rv OKLAHOMA		16	1-5	1-4	2-2	0-0-0	0	1	3	0	0	5
* at TCU		28	5-10	4-7	1-3	1-2-3	2	2	0	0	0	15
* #19/19 TEXAS TECH		29	4-9	2-4	0-0	0-0-0	1	0	4	0	1	10
* OKLAHOMA STATE		32	5-12	4-9	2-4	0-1-1	1	2	1	0	1	18
* at rv/rv West Virginia*		34	8-16	5-9	4-4	0-2-2	4	1	1	0	0	25
* at rv/rv Oklahoma		28	4-9	2-4	4-4	0-2-2	1	0	3	0	0	14
* KANSAS STATE	*	28	4-12	3-8	3-3	0-2-2	1	4	6	1	0	16
at rv/rv Alabama		DNP										
* WEST VIRGINIA		DNP										
* at 10/10 Kansas		DNP										
* at Kansas State		DNP										
* TEXAS		DNP										
* at 11/11 Texas Tech		15	2-5	2-4	0-0	0-0-0	0	1	0	0	0	6

*Sat out for the remainder of the season*

Opponent	GS	Min	FG-A	3FG-A	FT-A	O-D-T	PF	A	TO	Blk	Stl	Pts
MISSISSIPPI VALLEY ST.	*	20	5-11	3-8	3-3	0-1-1	3	1	2	0	1	16
NORFOLK STATE	*	28	2-13	2-12	1-1	0-1-1	0	4	2	0	4	7
NORTHERN COLORADO	*	32	8-16	4-9	0-0	0-4-4	2	2	1	0	1	20
vs. #16/14 Virginia	*	31	8-12	3-5	0-0	0-0-0	1	4	0	0	0	19
vs. #8/7 UCLA	*	35	10-18	4-8	4-4	0-4-4	4	1	3	0	2	28
McNEESE	*	26	7-13	2-6	0-0	0-3-3	3	2	3	1	0	16
at Marquette	*	35	7-14	3-6	2-2	0-1-1	0	3	3	0	1	19
vs. #14/12 Gonzaga	*	26	3-7	0-1	1-2	0-3-3	1	0	3	0	0	7
TARLETON	DNP											
vs. Washington State	*	30	2-7	2-5	0-0	0-1-1	2	2	1	0	0	6
NORTHWESTERN STATE	*	36	4-13	3-10	0-0	0-5-5	1	3	2	0	0	11
NICHOLLS	DNP											
* at Iowa State	DNP											
#17/17 TCU	*	34	3-9	1-5	6-6	0-1-1	1	2	3	0	0	13
* KANSAS STATE	*	30	1-5	0-3	2-3	0-1-1	1	3	1	0	1	4
* at West Virginia	*	33	5-8	1-3	2-2	0-2-2	3	2	2	0	0	13
* OKLAHOMA STATE	*	35	6-9	4-5	0-0	0-2-2	0	2	1	0	0	16
* at Texas Tech	*	30	5-7	4-4	4-7	0-4-4	4	1	0	0	0	18
* at Oklahoma	*	31	2-11	0-2	2-2	0-0-0	0	1	1	0	1	6
* #9/9 KANSAS	*	38	8-16	5-11	1-2	1-1-2	2	2	2	0	0	22
* ARKANSAS	*	36	6-13	2-4	6-6	1-1-2	2	1	2	0	0	20
* at #10/10 Texas	*	37	7-17	3-6	2-2	0-5-5	1	2	1	0	1	19
* TEXAS TECH	*	31	2-8	0-4	2-2	0-1-1	2	4	0	0	0	6
* OKLAHOMA	*	15	3-7	1-4	0-0	0-2-2	0	1	0	0	0	7
* at #17/19 TCU	*	36	8-11	4-6	3-3	1-2-3	0	2	1	0	1	23
* WEST VIRGINIA	*	35	8-12	8-11	2-2	0-1-1	2	0	2	0	0	26
* at #5/7 Kansas	*	38	5-14	3-7	2-2	0-2-2	0	0	1	0	0	15
* at #14/16 Kansas State	*	35	6-11	4-7	0-0	2-1-3	1	6	0	0	1	16
#8/8 TEXAS	*	35	2-7	1-4	4-4	0-3-3	0	4	3	0	1	9
* at Oklahoma State	*	40	5-15	3-10	2-2	2-1-3	3	2	2	0	0	15
* IOWA STATE	*	34	3-11	2-5	5-5	0-1-1	1	2	2	0	0	13
vs. Iowa State	*	36	3-10	3-5	1-1	0-1-1	1	2	3	0	0	10
vs. UC Santa Barbara	*	29	6-13	1-6	2-2	0-0-0	1	1	0	0	0	15
vs. Creighton	*	34	13-22	4-11	0-1	0-2-2	3	1	1	0	0	30

**CRYER'S 2020-21 GAME-BY-GAME (19-1 • 8-1 Big 12 at Baylor)**

Opponent	GS	Min	FG-A	3FG-A	FT-A	O-D-T	PF	A	TO	Bk	Stl	Pts
vs. Louisiana		15	6-9	5-7	0-0	0-2-2	0	1	0	0	2	17
vs. Washington		10	0-0	0-0	0-0	0-0-0	1	0	0	0	0	0
vs. #5/10 Illinois	DNP											
<b>STEPHEN F. AUSTIN</b>	<b>18</b>	<b>1-3</b>	<b>1-3</b>	<b>3-4</b>	<b>1-1-2</b>	<b>2</b>	<b>3</b>	<b>1</b>	<b>0</b>	<b>1</b>	<b>6</b>	
* at Kansas State	19	3-5	2-4	0-0	0-1-1	0	3	1	0	1	8	
<b>ARKANSAS-PINE BLUFF</b>	<b>24</b>	<b>4-7</b>	<b>4-6</b>	<b>3-4</b>	<b>0-0-0</b>	<b>2</b>	<b>2</b>	<b>0</b>	<b>0</b>	<b>2</b>	<b>15</b>	
<b>CENTRAL ARKANSAS</b>	<b>22</b>	<b>3-8</b>	<b>1-5</b>	<b>0-0</b>	<b>0-0-0</b>	<b>0</b>	<b>2</b>	<b>1</b>	<b>0</b>	<b>1</b>	<b>7</b>	
<b>ALCORN STATE</b>	<b>19</b>	<b>0-6</b>	<b>0-5</b>	<b>2-4</b>	<b>0-2-2</b>	<b>1</b>	<b>2</b>	<b>4</b>	<b>0</b>	<b>1</b>	<b>2</b>	
<b>* IOWA STATE</b>	<b>DNP</b>											
<b>* OKLAHOMA</b>	<b>9</b>	<b>1-1</b>	<b>1-1</b>	<b>0-0</b>	<b>0-2-2</b>	<b>0</b>	<b>0</b>	<b>0</b>	<b>0</b>	<b>0</b>	<b>3</b>	
* at TCU	5	0-0	0-0	0-0	0-0-0	0	0	0	0	0	0	
* at #15/15 Texas Tech	2	0-0	0-0	0-0	0-0-0	0	0	0	0	0	0	
<b>* #9/9 KANSAS</b>	<b>DNP</b>											
* at rv/rv Oklahoma State	7	1-4	1-4	0-0	0-0-0	0	0	0	0	0	0	
<b>* KANSAS STATE</b>	<b>17</b>	<b>1-3</b>	<b>1-2</b>	<b>0-0</b>	<b>0-1-1</b>	<b>0</b>	<b>2</b>	<b>1</b>	<b>0</b>	<b>1</b>	<b>3</b>	
<b>AUBURN</b>	<b>6</b>	<b>0-0</b>	<b>0-0</b>	<b>0-0</b>	<b>0-0-0</b>	<b>0</b>	<b>0</b>	<b>0</b>	<b>0</b>	<b>0</b>	<b>0</b>	
* at #6/6 Texas	DNP											
<b>* IOWA STATE</b>	<b>10</b>	<b>1-3</b>	<b>0-2</b>	<b>0-0</b>	<b>0-0-0</b>	<b>0</b>	<b>0</b>	<b>1</b>	<b>0</b>	<b>0</b>	<b>2</b>	
* at #17/19 Kansas	7	0-0	0-0	0-0	0-0-0	1	0	0	0	1	0	
<b>* #6/5 WEST VIRGINIA</b>	<b>DNP</b>											
<b>* #17/17 OKLAHOMASTATE</b>	<b>DNP</b>											
<b>* #18/18 TEXAS TECH</b>	<b>2</b>	<b>0-1</b>	<b>0-0</b>	<b>0-0</b>	<b>0-0-0</b>	<b>0</b>	<b>0</b>	<b>0</b>	<b>0</b>	<b>0</b>	<b>0</b>	
vs. Kansas State	DNP											
vs. #12/14 Oklahoma State	DNP											
vs. Hartford	5	0-3	0-3	1-2	1-1-2	0	0	0	0	0	0	1
vs. rv/- Wisconsin	1	0-0	0-0	0-0	0-0-0	0	0	0	0	0	0	0
vs. #18/17 Villanova	DNP											
vs. #10/10 Arkansas	DNP											
vs. #6/6 Houston	2	0-1	0-1	0-0	0-0-0	0	0	0	0	0	0	0
vs. #1/1 Gonzaga	1	0-1	0-1	0-0	0-0-0	0	0	0	0	0	0	0



## #5 Ja'VIER FRANCIS

Center

6-8 • 235 • Senior-3L

New Orleans, La. (Montverde Academy [Fla.])

Health Promotions

@lahjay11 X theJayfrancis10

### CAREER HIGHS

#### Points

23, vs. McNeese (12/21/22)

#### Field Goals Made

9, vs. McNeese (12/21/22)

#### Field Goal Attempts

10, vs. North Carolina A&T (12/13/22)

#### 3-Point Field Goals Made

None

#### 3-Point Field Goal Attempts

None

#### Free Throws Made

6, at Arizona State (2/18/25)

6, at UCF (1/18/25)

#### Free Throw Attempts

10, vs. McNeese (12/21/22)

#### Rebounds

15, vs. North Carolina A&T (12/13/22)

#### Offensive Rebounds

7, at UCF (1/18/25)

7, vs. McNeese (12/21/22)

7, vs. North Carolina A&T (12/13/22)

#### Defensive Rebounds

8, vs. North Carolina A&T (12/13/22)

#### Assists

1, done 21 times; Most recently  
at #10/10 Texas Tech (2/24/25)

#### Steals

3, vs. (16) Longwood (3/22/24)

3, vs. Cincinnati (2/27/24)

3, vs. South Florida (1/11/23)

#### Blocked Shots

5, vs. Texas A&M-Corpus Christi (11/11/23)

#### Minutes Played

27:57, vs. North Carolina A&T (12/13/22)

### SENIOR (2024-25)

Became sixth Cougar to compete in 100+ wins during his career in road victory at #13/13 Arizona... Returned to starting lineup against #11/11 Auburn in Mattress Firm Battleground 2k24 inside Toyota Center... Finished with four points and a rebound against the Tigers (11/9)... Led all player with three blocks and added nine points with four rebounds in home win over Louisiana (11/13)... Blocked four shots in home win over Texas A&M-Corpus Christi (12/21)... Scored nine points with five rebounds, including three offensive boards, and a game-high three blocked shots in home win over BYU (1/4)... Grabbed five rebounds and tied for game-high honors with four offensive boards in home win over TCU (1/6)... Scored 11 points and grabbed nine rebounds, including six offensive boards, in road win at Kansas State (1/11)... Posted his first

double-double of the season with 16 points and 10 rebounds, including seven offensive boards, in road win at UCF... Buried 5-of-6 shots from the field and all six free throw attempts against the Knights (1/18)... Grabbed game-high seven rebounds with two offensive boards in road win at #13/13 Arizona... Joined J'wan Roberts, Fabian White Jr., Jamal Shead, Michael Young and Galen Robinson Jr., as only Cougars to compete in 100+ wins during their careers (2/15)... Scored eight points and drained all six free throw attempts with five rebounds, including a game-high four offensive boards, in road win at Arizona State (2/18)... Tied for game-high honors with six rebounds in home win over #8/8 Iowa State (2/22).

### 2024-25 GAME-by-GAME STATISTICS (24-4 • 17-1 Big 12)

Date	Opponent	GS	Min	FG-A	3FG-FA	FT-FTA	OR-DR	Tot	PF	A	TO	Blk	Stl	Pts
11/4/24	JACKSON STATE	DNP – Injury												
11/9/24	vs. #11/11 Auburn	*	8:53	1-1	0-0	2-2	0-1	1	2	0	1	0	0	4
11/13/24	LOUISIANA	*	12:37	3-5	0-0	3-4	2-2	4	1	0	0	3	0	9
11/22/24	rv/– HOFSTRA	*	14:45	2-5	0-0	0-0	2-1	3	0	0	0	1	1	4
11/26/24	vs. #9/9 Alabama	*	12:18	0-1	0-0	2-3	1-1	2	4	0	2	0	2	2
11/27/24	vs. Notre Dame	*	10:37	2-3	0-0	0-0	0-2	2	3	0	0	1	0	4
11/30/24	vs. San Diego State	*	20:04	2-5	0-0	1-3	3-3	6	2	1	0	1	0	5
12/7/24	BUTLER		13:46	1-2	0-0	0-0	1-3	4	3	0	1	1	0	2
12/10/24	TROY		18:43	1-2	0-1	0-1	1-3	4	0	1	2	1	0	2
12/18/24	TOLEDO		12:46	1-2	0-0	1-2	1-4	5	4	0	3	0	0	3
12/21/24	TEXAS A&M-CORPUS CHRISTI		18:31	3-5	0-0	3-4	0-0	0	3	0	2	4	2	9
12/30/24	* at Oklahoma State		19:25	1-4	0-0	0-0	0-5	5	2	0	2	1	0	2
1/4/25	* BYU		19:01	4-6	0-0	1-2	3-2	5	2	0	1	3	1	9
1/6/25	* TCU		16:28	1-3	0-0	2-2	4-1	5	1	1	0	0	0	4
1/11/25	* at Kansas State		14:29	5-9	0-0	1-3	6-3	9	3	0	0	1	1	11
1/15/25	* rv/#25 WEST VIRGINIA		14:50	1-2	0-0	0-0	2-2	4	2	0	0	0	1	2
1/18/25	* at UCF		24:38	5-6	0-0	6-6	7-3	10	2	0	1	1	0	16
1/21/25	* UTAH		16:56	3-4	0-0	0-0	1-1	2	1	1	1	1	2	6
1/25/25	* at #12/11 Kansas		14:26	2-3	0-0	0-1	1-1	2	2	0	0	0	1	4
1/29/25	* at rv/rv West Virginia		11:28	3-3	0-0	0-0	2-3	5	0	0	1	0	1	6
2/1/25	* #22/19 TEXAS TECH		12:38	2-2	0-0	3-4	2-1	3	4	0	1	1	0	7
2/4/25	* OKLAHOMA STATE	DNP – Injury												
2/8/25	* at Colorado		3:47	0-0	0-0	0-0	1-1	2	4	0	0	0	0	0
2/10/25	* rv/rv BAYLOR		12:37	1-1	0-0	2-2	2-1	3	3	1	1	0	1	4
2/15/25	* at #13/13 Arizona		15:08	1-4	0-0	0-0	2-5	7	3	0	2	1	0	2
2/18/25	* at Arizona State		12:28	1-4	0-0	6-6	4-1	5	4	0	1	0	0	8
2/22/25	* #8/8 IOWA STATE		24:07	1-3	0-0	0-1	1-5	6	0	0	1	2	0	2
2/24/25	* at #10/10 Texas Tech		18:54	1-1	0-0	0-0	1-5	6	1	1	2	1	0	2
3/1/25	* CINCINNATI		18:32	2-2	0-0	2-3	3-3	6	1	0	2	0	0	6
3/3/25	* KANSAS	*	15:11	0-0	0-0	0-3	1-2	3	0	0	0	2	1	0
3/8/25	* at Baylor		---	---	---	---	---	---	---	---	---	---	---	---
TBA	TBA		---	---	---	---	---	---	---	---	---	---	---	---

### CAREER STATISTICS

Year	W-L	GP-GS	MP	FG-FA	Pct	3P-A	Pct	FT-FTA	Pct	Off-Def	Reb – Avg	PF-DQ	Ast	TO	Blk	Stl	Pts – Avg
2021-22	17-1	18-0	73	9-14	.643	0-0	.000	3-9	.333	5-11	16 – 0.9	5-0	0	6	11	1	21 – 1.2
2022-23	32-3	35-1	362	62-87	.713	0-0	.000	26-44	.591	50-72	122 – 3.5	56-0	6	10	39	12	150 – 4.3
2023-24	32-5	37-37	765	93-144	.646	0-0	.000	37-70	.529	83-109	192 – 5.2	99-5	9	29	59	34	223 – 6.0
2024-25	24-4	28-7	428	50-88	.568	0-1	.000	35-52	.673	54-65	119 – 4.3	57-0	6	27	27	14	135 – 4.8
<b>Totals</b>	<b>105-13</b>	<b>118-45</b>	<b>1,628</b>	<b>214-333</b>	<b>.643</b>	<b>0-1</b>	<b>.000</b>	<b>101-175</b>	<b>.577</b>	<b>192-257</b>	<b>449 – 3.8</b>	<b>217-5</b>	<b>21</b>	<b>72</b>	<b>136</b>	<b>61</b>	<b>529 – 4.5</b>



## FRANCIS' 2023-24 GAME-by-GAME (32-5 • 15-3 Big 12)

Opponent	GS	Min	FG-A	3FG-A	FT-A	O-D-T	PF	A	TO	Blk	Stl	Pts
<b>ULM</b>	*	17:44	3-3	0-0	3-4	2-2-4	3	0	1	1	2	9
<b>TEXAS A&amp;M</b>	*	20:14	5-7	0-0	3-4	1-3-4	1	0	0	5	2	13
<b>STETSON</b>	*	18:27	2-4	0-0	2-4	3-4-7	2	0	0	0	2	6
vs. Towson	*	23:29	5-6	0-0	0-0	1-2-3	3	1	1	0	0	10
vs. Utah	*	14:53	0-0	0-0	1-2	1-2-3	3	0	2	1	1	1
vs. Dayton	*	21:15	1-4	0-0	0-0	5-4-9	3	0	0	1	0	2
<b>MONTANA</b>	*	15:11	0-0	0-0	2-4	1-4-5	1	0	1	1	0	2
at Xavier	*	22:54	0-2	0-0	0-3	2-5-7	4	1	3	3	0	0
<b>RICE</b>	*	18:31	4-8	0-0	2-4	2-0-2	1	0	1	1	2	10
<b>JACKSON STATE</b>	*	13:51	1-1	0-0	2-2	1-4-5	2	0	1	0	0	4
vs. rv/rv Texas A&M	*	16:38	2-5	0-0	1-1	2-3-5	4	0	1	3	0	5
<b>TEXAS STATE</b>	*	22:08	5-5	0-0	3-7	2-3-5	2	0	0	2	1	13
<b>PENN</b>	*	19:44	3-8	0-0	0-0	5-4-9	2	0	2	2	1	6
<b>* WEST VIRGINIA</b>	*	17:14	6-8	0-0	1-1	2-3-5	2	0	1	2	0	13
* at rv/rv Iowa State	*	21:23	1-3	0-0	1-2	2-4-6	3	0	0	1	2	3
* at rv/rv TCU	*	21:06	1-1	0-0	0-0	3-3-6	2	0	0	2	0	2
<b>*#25/25 TEXAS TECH</b>	*	24:52	3-7	0-0	0-0	2-4-6	1	0	0	2	1	6
<b>* UCF</b>	*	22:37	4-4	0-0	2-2	3-3-6	2	0	0	3	0	10
* at #21/19 BYU	*	26:53	3-4	0-0	0-0	1-3-4	0	0	1	1	0	6
<b>*rv/rv KANSAS STATE</b>	*	19:47	0-0	0-0	2-4	3-5-8	2	1	0	1	2	2
* at rv/rv Texas	*	25:38	1-2	0-0	2-2	2-6-8	5	1	0	1	0	4
* at #8/9 Kansas	*	3:55	1-1	0-0	0-0	0-0-0	1	0	0	0	0	2
<b>* OKLAHOMA STATE</b>	*	21:06	4-6	0-0	0-0	2-4-6	4	0	0	0	2	8
* at Cincinnati	*	18:05	2-3	0-0	1-2	4-2-6	4	0	0	1	0	5
<b>*rv/- TEXAS</b>	*	24:55	3-6	0-0	1-2	4-2-6	3	0	2	2	1	7
<b>* #6/6 IOWA STATE</b>	*	26:49	2-3	0-0	0-4	2-5-7	2	1	1	1	1	4
* at #11/11 Baylor	*	21:44	4-5	0-0	0-0	1-1-2	4	0	0	2	1	8
<b>* CINCINNATI</b>	*	25:53	3-3	0-0	0-2	2-3-5	3	0	2	3	3	6
* at rv/rv Oklahoma	*	12:16	0-1	0-0	1-2	0-1-1	5	0	0	1	1	1
* at UCF	*	26:39	4-6	0-0	2-2	6-2-8	2	0	2	2	1	10
<b>* #14/15 KANSAS</b>	*	9:58	4-4	0-0	0-0	0-0-0	5	0	0	0	2	8
vs. (8) TCU	*	23:55	2-4	0-0	0-0	3-6-9	2	1	2	2	0	4
vs. #25/23 (4) Texas Tech	*	29:09	5-6	0-0	2-2	4-5-9	3	0	1	3	2	12
vs. #7/8 (2) Iowa State	*	18:59	3-4	0-0	0-0	3-1-4	5	0	1	1	0	6
vs. (16) Longwood	*	23:58	3-3	0-0	2-4	1-3-4	2	2	0	2	3	8
vs. (9) Texas A&M	*	18:52	0-1	0-0	0-0	0-0-0	5	0	1	4	1	0
vs. (4) Duke	*	34:37	3-6	0-0	1-4	5-3-8	1	1	2	2	0	7

## FRANCIS' 2021-22 GAME-BY-GAME (17-1 • 7-1 American)

Opponent	GS	Min	FG-A	3FG-A	FT-A	O-D-T	PF	A	TO	Blk	Stl	Pts
<b>HOFSTRA</b>	DNP – Coach's Decision											
<b>RICE</b>	10:03	0-1	0-0	0-1	1-2-3	0	0	1	1	0	0	0
<b>rv/#25 VIRGINIA</b>	1:24	0-0	0-0	0-0	0-0-0	0	0	0	0	0	0	0
vs. Butler	3:20	0-1	0-0	0-0	0-0-0	0	0	0	0	0	0	0
vs. Wisconsin	DNP – Coach's Decision											
vs. rv/#23 Oregon	5:44	2-2	0-0	0-0	0-1-1	0	0	0	1	0	4	
<b>NORTHWESTERN STATE</b>	10:03	1-1	0-0	0-0	1-3-4	1	0	1	1	0	2	
<b>BRYANT</b>	DNP – Injury											
<b>ALCORN STATE</b>	5:10	1-1	0-0	0-0	1-0-1	0	0	0	1	0	2	
at #9/9 Alabama	DNP – Coach's Decision											
<b>LOUISIANA</b>	DNP – Coach's Decision											
vs. Oklahoma State	DNP – Coach's Decision											
<b>TEXAS STATE</b>	5:58	2-3	0-0	0-1	0-0-0	0	0	1	1	1	4	
<b>* CINCINNATI</b>	Postponed											
* at Temple	DNP – Coach's Decision											
* at South Florida	00:52	0-0	0-0	0-0	0-0-0	0	0	0	0	0	0	0
<b>* WICHITA STATE</b>	DNP – Coach's Decision											
* at Tulsa	DNP – Coach's Decision											
<b>* SOUTH FLORIDA</b>	3:04	1-1	0-0	0-0	0-1-1	0	0	1	1	0	2	
<b>* EAST CAROLINA</b>	10:31	0-1	0-0	2-5	2-0-2	2	0	1	4	0	2	
* at UCF	DNP – Coach's Decision											
<b>* TULANE</b>	DNP – Coach's Decision											
* at Cincinnati	2:11	0-0	0-0	0-0	0-1-1	0	0	0	0	0	0	0
* at SMU	DNP – Coach's Decision											
<b>* MEMPHIS</b>	DNP – Coach's Decision											
<b>* UCF</b>	DNP – Coach's Decision											
* at Wichita State	DNP – Coach's Decision											
* at Tulane	1:02	2-2	0-0	0-0	0-1-1	0	0	0	0	0	4	
<b>*rv/rv SMU</b>	1:40	0-0	0-0	0-0	0-0-0	1	0	1	0	0	0	0
<b>* CINCINNATI</b>	DNP – Coach's Decision											
<b>* TEMPLE</b>	1:53	0-0	0-0	0-0	0-0-0	1	0	0	1	0	0	0
* at Memphis	4:20	0-1	0-0	0-0	0-1-1	0	0	0	0	0	0	0
vs. Cincinnati	0:40	0-0	0-0	0-0	0-1-1	0	0	0	0	0	0	0
vs. Tulane	4:34	0-0	0-0	1-2	0-0-0	0	0	0	0	0	1	
vs. Memphis	DNP – Coach's Decision											
vs. UAB	0:41	0-0	0-0	0-0	0-0-0	0	0	0	0	0	0	0
vs. #19/16 Illinois	DNP – Coach's Decision											
vs. #2/2 Arizona	DNP – Coach's Decision											
vs. #6/5 Villanova	DNP – Coach's Decision											

## FRANCIS' 2022-23 GAME-BY-GAME (32-3 • 17-1 American)

Opponent	GS	Min	FG-A	3FG-A	FT-A	O-D-T	PF	A	TO	Blk	Stl	Pts
<b>NORTHERN COLORADO</b>	15:28	1-4	0-0	0-0	1-2-3	4	0	0	3	0	2	
vs. Saint Joseph's	5:42	0-0	0-0	0-0	0-0-0	1	0	0	3	0	0	
<b>ORAL ROBERTS</b>	16:32	5-7	0-0	1-4	4-7-11	4	0	0	2	2	11	
<b>TEXAS SOUTHERN</b>	15:06	3-5	0-0	1-2	3-3-6	1	0	1	2	0	7	
at rv/rv Oregon	7:17	0-1	0-0	0-0	0-0-0	1	0	0	0	0	0	
<b>KENT STATE</b>	7:52	1-1	0-0	1-2	3-1-4	1	0	2	0	0	3	
<b>NORFOLK STATE</b>	16:30	5-5	0-0	1-2	4-4-8	0	0	1	3	2	11	
vs. -/rv Saint Mary's (Calif.)	2:16	0-0	0-0	0-0	0-0-0	1	0	0	1	0	0	
<b>NORTH FLORIDA</b>	19:08	7-9	0-0	0-0	2-2-4	2	0	2	4	1	14	
<b>#8/10 ALABAMA</b>	1:51	1-2	0-0	0-0	0-0-0	2	0	0	0	0	2	
<b>NORTH CAROLINA A&amp;T</b>	27:57	7-10	0-0	3-4	7-8-15	2	0	0	3	0	17	
at #2/2 Virginia	3:38	1-1	0-0	1-1	0-0-0	1	0	0	0	0	3	
<b>MCNEESE</b>	25:25	9-9	0-0	5-10	7-6-13	1	0	0	1	1	23	
* at Tulsa	14:04	1-1	0-0	2-2	1-3-4	2	1	1	4	0	4	
<b>* UCF</b>	19:38	3-5	0-0	3-4	2-5-7	4	1	1	1	2	9	
<b>* SMU</b>	20:48	4-4	0-0	0-0	4-3-7	2	0	1	2	0	8	
* at Cincinnati	10:33	1-2	0-0	0-0	0-1-1	4	1	0	2	0	2	
<b>* SOUTH FLORIDA</b>	21:26	2-4	0-0	2-2	2-4-6	3	0	0	3	3	6	
* at Tulane	9:08	2-2	0-0	0-1	0-3-3	0	0	0	0	0	4	
<b>* TEMPLE</b>	6:07	1-1	0-0	0-0	0-2-2	0	0	0	0	0	2	
* at UCF	8:52	0-1	0-0	0-0	2-1-3	1	0	0	1	0	0	
<b>* CINCINNATI</b>	6:04	1-1	0-0	0-0	0-1-1	0	0	0	0	0	2	
* at Wichita State	7:48	0-0	0-0	0-0	0-1-1	2	0	0	0	0	0	
* at Temple	5:38	0-2	0-0	0-0	2-1-3	0	0	0	2	1	0	
<b>* TULSA</b>	14:46	3-5	0-0	0-0	3-3-6	1	0	1	0	0	6	
* at SMU	6:43	1-1	0-0	1-2	0-1-1	2	0	0	0	0	3	
<b>* MEMPHIS</b>	3:37	1-1	0-0	2-3	0-0-0	0	0	0	1	0	4	
<b>* TULANE</b>	5:25	0-0	0-0	0-0	0-3-3	1	1	0	0	0	0	
* at East Carolina	12:18	1-2	0-0	1-2	2-4-6	3	1	0	0	0	3	
<b>* WICHITA STATE</b>	5:42	0-0	0-0	2-2	1-0-1	2	1	0	0	0	2	
* at Memphis	1:36	0-0	0-0	0-0	0-0-0	2	0	0	1	0	0	
vs. (9) East Carolina	5:36	0-0	0-0	0-0	0-0-0	3	0	0	0	0	0	
vs. (4) Cincinnati	8:32	1-1	0-0	0-1	0-3-3	1	0	0	0	0	2	
vs. (2) Memphis	DNP – Coach's Decision											
vs. (16) Northern Kentucky	DNP – Coach's Decision											
vs. (9) Auburn	1:10	0-0	0-0	0-0	0-0-2	0	0	0	0	0	0	
vs. #16/15 (5) Miami (Fla.)	1:30	0-0	0-0	0-0	0-0-0	1	0	0	0	0	0	



## #0 KORDELIUS JEFFERSON

Guard

6-3 • 200 • r-Freshman-RS (RS '23-24)

Bogue Chitto, Miss.

James Martin HS [Arlington, Texas]

Undeclared Major

korrdel

### CAREER HIGHS

#### Points

4, vs. Jackson State (11/4/24)

#### Field Goals Made

2, vs. Jackson State (11/4/24)

#### Field Goal Attempts

3, vs. BYU (1/4/25)

3, vs. Jackson State (11/4/24)

#### 3-Point Field Goals Made

1, vs. BYU (1/4/25)

#### 3-Point Field Goal Attempts

3, vs. BYU (1/4/25)

#### Free Throws Made

None

#### Free Throw Attempts

None

#### Rebounds

2, vs. Jackson State (11/4/24)

#### Offensive Rebounds

None

#### Defensive Rebounds

2, vs. Jackson State (11/4/24)

#### Assists

None

#### Steals

1, vs. Utah (1/22/25)

#### Blocked Shots

1, vs. Hofstra (11/22/24)

#### Minutes Played

7:55, vs. Utah (1/22/25)

### REDSHIRT FRESHMAN (2024-25)

Scored three points with two assists and two rebounds in charity exhibition win vs. #13/15 Texas A&M (10/27)... Made his collegiate regular-season debut in home win vs. Jackson State... Finished with four points and two rebounds against the Tigers (11/4).

### 2024-25 GAME-BY-GAME STATISTICS (12-0 • 5-0 Big 12)

Date	Opponent	GS	Min	FG-A	3FG-FGA	FT-FTA	OR-DR	Tot	PF	A	TO	Blk	Stl	Pts
11/4/24	JACKSON STATE		5:37	2-3	0-1	0-0	0-2	2	2	0	0	0	0	4
11/9/24	vs. #11/11 Auburn	DNP – Coach's Decision												
11/13/24	LOUISIANA		7:26	0-2	0-1	0-0	0-0	0	0	0	0	0	0	0
11/22/24	rv/- HOFSTRA		3:25	0-1	0-1	0-0	0-0	0	0	0	1	1	0	0
11/26/24	vs. #9/9 Alabama	DNP – Coach's Decision												
11/27/24	vs. Notre Dame	DNP – Coach's Decision												
11/30/24	vs. San Diego State	DNP – Coach's Decision												
12/7/24	BUTLER		1:43	1-1	0-0	0-0	0-0	0	0	0	0	0	0	2
12/10/24	TROY		2:20	0-1	0-1	0-0	0-0	2	0	0	0	0	0	0
12/18/24	TOLEDO		3:38	0-0	0-0	0-0	0-0	0	0	0	0	0	0	0
12/21/24	TEXAS A&M-CORPUS CHRISTI		6:21	0-1	0-1	0-0	0-0	0	1	0	0	0	0	0
12/30/24	* at Oklahoma State		1:16	0-0	0-0	0-0	0-0	0	0	0	0	0	0	0
1/4/25	* BYU		4:12	1-3	1-3	0-0	0-0	0	0	0	1	0	0	3
1/6/25	* TCU	DNP – Illness												
1/11/25	* at Kansas State		3:16	1-1	0-0	0-0	0-0	0	1	0	1	0	0	2
1/15/25	* rv/#25 WEST VIRGINIA	DNP – Coach's Decision												
1/18/25	* at UCF	DNP – Coach's Decision												
1/21/25	* UTAH		7:55	0-2	0-2	0-0	0-0	0	1	0	0	0	1	0
1/25/25	* at #12/11 Kansas	DNP – Coach's Decision												
1/29/25	* at rv/rv West Virginia	DNP – Coach's Decision												
2/1/25	* #22/19 TEXAS TECH	DNP – Coach's Decision												
2/4/25	* OKLAHOMA STATE	DNP – Coach's Decision												
2/8/25	* at Colorado	DNP – Coach's Decision												
2/10/25	* rv/rv BAYLOR	DNP – Coach's Decision												
2/15/25	* at #13/13 Arizona	DNP – Coach's Decision												
2/18/25	* at Arizona State		0:42	0-0	0-0	0-0	0-0	0	0	0	0	0	0	0
2/22/25	* #8/8 IOWA STATE	DNP – Coach's Decision												
2/24/25	* at #10/10 Texas Tech	DNP – Coach's Decision												
3/1/25	* CINCINNATI	DNP – Coach's Decision												
3/3/25	* KANSAS	DNP – Coach's Decision												
3/8/25	* at Baylor		---	---	---	---	---	---	---	---	---	---	---	---
TBA	TBA		---	---	---	---	---	---	---	---	---	---	---	---

### CAREER STATISTICS

Year	W-L	GP-GS	MP	FG-FGA	Pct	3P-A	Pct	FT-FTA	Pct	Off-Def	Reb – Avg	PF-DQ	Ast	TO	Blk	Stl	Pts – Avg
2023-24	0-0																
2024-25	12-0	12-0	48	5-15	.333	1-10	.100	0-0	.000	0-2	2 – 0.2	7-0	0	3	1	1	11 – 0.9
Totals	12-0	12-0	48	5-15	.333	1-10	.100	0-0	.000	0-2	2 – 0.2	7-0	0	3	1	1	11 – 0.9





## #2 CEDRIC LATH

Center

6-9 • 260 • r-Sophomore-1L (RS' 22-23)

Abidjan, Ivory Coast (Balboa School [San Diego])

Undeclared Major

ced\_lath X AguyCedric

(12/18)... Snared two rebounds in road win at Kansas State (1/11)...  
Posted five rebounds, including four offensive boards, and blocked two shots in home win over Utah (1/22).

### CAREER HIGHS

#### Points

4, vs. Jackson State (11/4/24)

#### Field Goals Made

2, vs. Jackson State (11/4/24)

#### Field Goal Attempts

3, vs. Hofstra (11/22/24)  
3, vs. Louisiana (11/13/24)  
3, vs. Jackson State (11/4/24)

#### 3-Point Field Goals Made

None

#### 3-Point Field Goal Attempts

None

#### Free Throws Made

1, vs. Utah (1/22/25)  
1, vs. Texas A&M-Corpus Christi (12/21/24)  
1, vs. Penn (12/30/23)

#### Free Throw Attempts

4, vs. Utah (1/22/25)

#### Rebounds

6, vs. #7/8 (2) Iowa State (3/16/24)

#### Offensive Rebounds

4, vs. Utah (1/22/25)

#### Defensive Rebounds

3, vs. #7/8 (2) Iowa State (3/16/24)

#### Assists

1, vs. Louisiana (11/13/24)

#### Steals

1, vs. Jackson State (11/4/24)  
1, vs. #14/15 Kansas (3/9/24)

#### Blocked Shots

3, vs. (16) Longwood (3/24/24)

#### Minutes Played

21:01, vs. #7/8 (2) Iowa State (3/16/24)

### REDSHIRT SOPHOMORE (2024-25)

Blocked a shot in charity exhibition win vs. #13/15 Texas A&M (10/27)...  
Finished with four points on 2-of-3 shooting and added three offensive rebounds with a steal in season-opening win over Jackson State inside Fertitta Center (11/4)... Grabbed five rebounds, including three offensive, and scored two points with an assist in home win over Louisiana (11/13)...  
Scored two points and blocked a shot in home win over Hofstra (11/22)...  
Grabbed a team-high three offensive rebounds in home win over Toledo

### 2024-25 GAME-by-GAME STATISTICS (16-1 • 8-0 Big 12)

Date	Opponent	GS	Min	FG-A	3FG-FGA	FT-FTA	OR-DR	Tot	PF	A	TO	Blk	Stl	Pts
11/4/24	JACKSON STATE		16:12	2-3	0-0	0-0	3-0	3	2	0	0	0	0	4
11/9/24	vs. #11/11 Auburn	DNP	Coach's Decision											
11/13/24	LOUISIANA		10:10	1-3	0-0	0-1	3-2	5	1	1	0	0	0	2
11/22/24	rv/- HOFSTRA		8:27	1-3	0-0	0-0	0-0	0	0	0	0	1	0	2
11/26/24	vs. #9/9 Alabama	DNP	Coach's Decision											
11/27/24	vs. Notre Dame		2:47	0-0	0-0	0-0	0-0	0	1	0	0	0	0	0
11/30/24	vs. San Diego State		0:01	0-0	0-0	0-0	0-0	0	0	0	0	0	0	0
12/7/24	BUTLER		1:43	0-0	0-0	0-0	0-0	0	0	0	0	0	0	0
12/10/24	TROY		2:20	0-0	0-0	0-0	0-0	0	0	0	0	0	0	0
12/18/24	TOLEDO		9:10	1-1	0-0	0-2	3-0	3	4	0	0	0	0	2
12/21/24	TEXAS A&M-CORPUS CHRISTI		12:12	0-0	0-0	1-2	1-1	2	1	0	0	0	0	1
12/30/24	* at Oklahoma State		1:16	0-0	0-0	0-0	0-0	0	1	0	0	0	0	0
1/4/25	* BYU		4:12	0-0	0-0	0-0	0-0	0	2	0	0	1	0	0
1/6/25	* TCU		1:32	0-0	0-0	0-0	0-0	0	0	0	0	0	0	0
1/11/25	* at Kansas State		3:16	0-0	0-0	0-0	1-1	2	1	0	0	0	0	0
1/15/25	* rv/#25 WEST VIRGINIA	DNP	Coach's Decision											
1/18/25	* at UCF	DNP	Coach's Decision											
1/21/25	* UTAH		13:45	0-0	0-0	1-4	4-1	5	2	0	1	2	0	1
1/25/25	* at #12/11 Kansas	DNP	Coach's Decision											
1/29/25	* at rv/rv West Virginia	DNP	Coach's Decision											
2/1/25	* #22/19 TEXAS TECH	DNP	Coach's Decision											
2/4/25	* OKLAHOMA STATE		8:06	0-0	0-0	0-0	1-0	1	2	0	0	0	0	0
2/8/25	* at Colorado		4:52	0-0	0-0	0-0	0-1	1	0	0	0	0	0	0
2/10/25	* rv/rv BAYLOR	DNP	Coach's Decision											
2/15/25	* at #13/13 Arizona	DNP	Coach's Decision											
2/18/25	* at Arizona State		2:30	0-0	0-0	0-0	0-0	0	1	0	0	0	0	0
2/22/25	* #8/8 IOWA STATE	DNP	Coach's Decision											
2/24/25	* at #10/10 Texas Tech	DNP	Coach's Decision											
3/1/25	* CINCINNATI	DNP	Coach's Decision											
3/3/25	* KANSAS	DNP	Coach's Decision											
3/8/25	* at Baylor		---	---	---	---	---	---	---	---	---	---	---	---
TBA	TBA		---	---	---	---	---	---	---	---	---	---	---	---

### CAREER STATISTICS

Year	W-L	GP-GS	MP	FG-FGA	Pct	3P-A	Pct	FT-FTA	Pct	Off-Def	Reb - Avg	PF-DQ	Ast	TO	Blk	Stl	Pts - Avg
2022-23	0-0									Redshirt							
2023-24	23-2	25-0	139	2-7	.286	0-0	.000	1-5	.200	13-7	20 - 0.8	22-0	0	5	8	1	5 - 0.2
2024-25	17-1	17-0	103	5-10	.500	0-0	.000	2-9	.222	16-6	22 - 1.3	18-0	1	2	5	1	12 - 0.7
Totals	39-3	42-0	242	7-17	.412	0-0	.000	3-14	.214	29-13	42 - 1.0	40-0	1	7	13	2	17 - 0.4

**LATH's 2022-23 GAME-BY-GAME (23-2 • 9-0 Big 12)**

Opponent	Date	GS	Min	FG-A	3FG-A	FT-A	Off-Def	Tot	PF	A	TO	Blk	Stl	Pts
ULM	11/6/23		2:58	0-0	0-0	0-0	0-0	0	1	0	0	0	0	0
TEXAS A&M-CORPUS CHRISTI	11/11/23		2:47	0-1	0-0	0-0	1-0	1	0	0	1	0	0	0
STETSON	11/13/23		2:19	0-0	0-0	0-0	0-0	0	0	0	0	0	0	0
vs. Towson	11/16/23		1:37	0-0	0-0	0-0	0-0	0	0	0	0	0	0	0
vs. Utah	11/17/23	DNP – Coach's Decision												
vs. Dayton	11/19/23		1:38	0-0	0-0	0-0	0-0	0	0	0	0	0	0	0
MONTANA	11/24/23		2:47	0-0	0-0	0-0	1-0	1	0	0	0	0	0	0
at Xavier	12/1/23	DNP – Coach's Decision												
RICE	12/6/23		4:43	0-1	0-0	0-0	2-0	2	4	0	1	0	0	0
JACKSON STATE	12/9/23		3:08	0-1	0-0	0-0	0-0	0	1	0	0	0	0	0
vs. rv/rv Texas A&M	12/16/23	DNP – Coach's Decision												
TEXAS STATE	12/21/23		2:52	0-0	0-0	0-0	0-0	0	0	0	0	1	0	0
PENN	12/30/23		3:52	0-0	0-0	1-2	1-0	1	0	0	0	0	0	1
* WEST VIRGINIA	1/6/24		2:34	0-0	0-0	0-0	0-0	0	1	0	0	0	0	0
* at rv/rv Iowa State	1/9/24	DNP – Coach's Decision												
* at rv/rv TCU	1/13/24	DNP – Coach's Decision												
* #25/25 TEXAS TECH	1/17/24		1:16	1-1	0-0	0-0	1-0	1	0	0	0	0	0	0
* UCF	1/20/24		2:41	0-0	0-0	0-0	0-0	0	1	0	0	0	0	0
* at #21/19 BYU	1/23/24	DNP – Coach's Decision												
* rv/rv KANSAS STATE	1/27/24		2:28	0-0	0-0	0-0	0-0	0	1	0	0	0	0	0
* at rv/rv Texas	1/29/24	DNP – Coach's Decision												
* at #8/9 Kansas	2/3/24	DNP – Coach's Decision												
* OKLAHOMA STATE	2/6/24		4:21	0-0	0-0	0-0	1-0	1	1	0	1	0	0	0
* at Cincinnati	2/10/24	DNP – Coach's Decision												
* rv/- TEXAS	2/17/24		1:34	0-0	0-0	0-0	0-0	0	0	0	0	0	0	0
* #6/6 IOWA STATE	2/19/24	DNP – Coach's Decision												
* at #11/11 Baylor	2/24/24	DNP – Coach's Decision												
* CINCINNATI	2/27/24	DNP – Coach's Decision												
* at rv/rv Oklahoma	3/2/24		10:14	0-0	0-0	0-0	0-2	2	0	0	0	1	0	0
* at UCF	3/6/24		4:02	0-0	0-0	0-0	0-0	0	0	0	0	0	0	0
* #14/15 KANSAS	3/9/24		17:57	0-0	0-0	0-0	1-0	1	3	0	1	1	1	0
vs. (8) TCU	3/14/24		8:56	0-1	0-0	0-0	1-1	2	2	0	0	1	0	0
vs. #25/23 (4) Texas Tech	3/15/24		7:26	1-1	0-0	0-1	0-0	0	3	0	0	1	0	2
vs. #7/8 (2) Iowa State	3/16/24		21:01	0-1	0-0	0-0	3-3	6	0	0	0	0	0	0
vs. (16) Longwood	3/22/24		16:02	0-0	0-0	0-2	1-0	1	0	0	1	3	0	0
vs. (9) Texas A&M	3/24/24		8:07	0-0	0-0	0-0	0-1	1	1	0	0	0	0	0
vs. #13/14 (4) Duke	3/29/24		1:56	0-0	0-0	0-0	0-0	2	0	0	0	0	0	0





## #24 CHASE McCARTY

Forward

6-6 • 220 • Freshman-HS

Huntsville, Ala. (IMG Academy [Fla.])

Undeclared Major

chase\_mccarty Chasemccarty21

### CAREER HIGHS

**Points**

None

**Field Goals Made**

None

**Field Goal Attempts**

None

**3-Point Field Goals Made**

None

**3-Point Field Goal Attempts**

None

**Free Throws Made**

None

**Free Throw Attempts**

None

**Rebounds**

None

**Offensive Rebounds**

None

**Defensive Rebounds**

None

**Assists**

None

**Steals**

None

**Blocked Shots**

None

**Minutes Played**

None

**FRESHMAN (2024-25)**

Grabbed a rebound and added a steal in charity exhibition win vs. #13/15 Texas A&M (10/27)... Is expected to sit out as a redshirt this season.

### 2024-25 GAME-by-GAME STATISTICS (0-0 • 0-0 Big 12)

Date	Opponent	GS	Min	FG-A	3FG-FGA	FT-FTA	OR-DR	Tot	PF	A	TO	Blk	Stl	Pts
11/4/24	JACKSON STATE	DNP – Coach's Decision												
11/9/24	vs. #11/11 Auburn	DNP – Coach's Decision												
11/13/24	LOUISIANA	DNP – Coach's Decision												
11/22/24	rv/– HOFSTRA	DNP – Coach's Decision												
11/26/24	vs. #9/9 Alabama	DNP – Coach's Decision												
11/27/24	vs. Notre Dame	DNP – Coach's Decision												
11/30/24	vs. San Diego State	DNP – Coach's Decision												
12/7/24	BUTLER	DNP – Coach's Decision												
12/10/24	TROY	DNP – Coach's Decision												
12/18/24	TOLEDO	DNP – Coach's Decision												
12/21/24	TEXAS A&M-CORPUS CHRISTI	DNP – Coach's Decision												
12/30/24	* at Oklahoma State	DNP – Coach's Decision												
1/4/25	* BYU	DNP – Coach's Decision												
1/6/25	* TCU	DNP – Coach's Decision												
1/11/25	* at Kansas State	DNP – Coach's Decision												
1/15/25	* rv/#25 WEST VIRGINIA	DNP – Coach's Decision												
1/18/25	* at UCF	DNP – Coach's Decision												
1/21/25	* UTAH	DNP – Coach's Decision												
1/25/25	* at #12/11 Kansas	DNP – Coach's Decision												
1/29/25	* at rv/rv West Virginia	DNP – Coach's Decision												
2/1/25	* #22/19 TEXAS TECH	DNP – Coach's Decision												
2/4/25	* OKLAHOMA STATE	DNP – Coach's Decision												
2/8/25	* at Colorado	DNP – Coach's Decision												
2/10/25	* rv/rv BAYLOR	DNP – Coach's Decision												
2/15/25	* at #13/13 Arizona	DNP – Coach's Decision												
2/18/25	* at Arizona State	DNP – Coach's Decision												
2/22/25	* #8/8 IOWA STATE	DNP – Coach's Decision												
2/24/25	* at #10/10 Texas Tech	DNP – Coach's Decision												
3/1/25	* CINCINNATI	DNP – Coach's Decision												
3/3/25	* KANSAS	DNP – Coach's Decision												
3/8/25	* at Baylor		--	--	--	--	--	--	--	--	--	--	--	--
TBA	TBA		--	--	--	--	--	--	--	--	--	--	--	--

### CAREER STATISTICS

Year	W-L	GP-GS	MP	FG-FGA	Pct	3P-A	Pct	FT-FTA	Pct	Off-Def	Reb – Avg	PF-DQ	Ast	TO	Blk	Stl	Pts – Avg
2024-25	0-0																
Totals	0-0	0-0	0	0-0	.000	0-0	.000	0-0	.000	0-0	0 – 0.0	0-0	0	0	0	0	0 – 0.0



## #12 JACOB McFARLAND

Center

6-11 • 215 • r-Freshman-RS (RS' 23-24)

Moreno Valley, Calif. (Rancho Verde HS)

Undeclared Major

📷 X jacobmcfar1and

### CAREER HIGHS

#### Points

None

#### Field Goals Made

None

#### Field Goal Attempts

None

#### 3-Point Field Goals Made

None

#### 3-Point Field Goal Attempts

None

#### Free Throws Made

None

#### Free Throw Attempts

None

#### Rebounds

None

#### Offensive Rebounds

None

#### Defensive Rebounds

None

#### Assists

None

#### Steals

None

#### Blocked Shots

None

#### Minutes Played

None

### REDSHIRT FRESHMAN (2024-25)

Grabbed a rebound and added a steal in charity exhibition win vs. #13/15 Texas A&M (10/27)... Suffered a broken leg in practice in late October and missed the start of the season.

### 2024-25 GAME-by-GAME STATISTICS (0-0 • 0-0 Big 12)

Date	Opponent	GS	Min	FG-A	3FG-FGA	FT-FTA	OR-DR	Tot	PF	A	TO	Blk	Stl	Pts
11/4/24	JACKSON STATE	DNP – Injury												
11/9/24	vs. #11/11 Auburn	DNP – Injury												
11/13/24	LOUISIANA	DNP – Injury												
11/22/24	rv/– HOFSTRA	DNP – Injury												
11/26/24	vs. #9/9 Alabama	DNP – Injury												
11/27/24	vs. Notre Dame	DNP – Injury												
11/30/24	vs. San Diego State	DNP – Injury												
12/7/24	BUTLER	DNP – Injury												
12/10/24	TROY	DNP – Injury												
12/18/24	TOLEDO	DNP – Injury												
12/21/24	TEXAS A&M-CORPUS CHRISTI	DNP – Injury												
12/30/24	* at Oklahoma State	DNP – Injury												
1/4/25	* BYU	DNP – Injury												
1/6/25	* TCU	DNP – Injury												
1/11/25	* at Kansas State	DNP – Injury												
1/15/25	* rv/#25 WEST VIRGINIA	DNP – Injury												
1/18/25	* at UCF	DNP – Injury												
1/21/25	* UTAH	DNP – Injury												
1/25/25	* at #12/11 Kansas	DNP – Injury												
1/29/25	* at rv/rv West Virginia	DNP – Injury												
2/1/25	* #22/19 TEXAS TECH	DNP – Injury												
2/4/25	* OKLAHOMA STATE	DNP – Injury												
2/8/25	* at Colorado	DNP – Injury												
2/10/25	* rv/rv BAYLOR	DNP – Injury												
2/15/25	* at #13/13 Arizona	DNP – Injury												
2/18/25	* at Arizona State	DNP – Injury												
2/22/25	* #8/8 IOWA STATE	DNP – Injury												
2/24/25	* at #10/10 Texas Tech	DNP – Injury												
3/1/25	* CINCINNATI	DNP – Injury												
3/3/25	* KANSAS	DNP – Injury												
3/8/25	* at Baylor		--	--	--	--	--	--	--	--	--	--	--	--
TBA	TBA		--	--	--	--	--	--	--	--	--	--	--	--

### CAREER STATISTICS

Year	W-L	GP-GS	MP	FG-FGA	Pct	3P-A	Pct	FT-FTA	Pct	Off-Def	Reb – Avg	PF-DQ	Ast	TO	Blk	Stl	Pts – Avg
2023-24	0-0																
2024-25	0-0																
Totals	0-0	0-0	0	0-0	.000	0-0	.000	0-0	.000	0-0	0-0.0	0-0	0	0	0	0	0-0.0

Redshirt  
Has not competed





## #25 MERCY MILLER

Guard

6-4 • 200 • Freshman-HS

Sherman Oaks, Calif. (Notre Dame HS)

Integrated Studies

mercymiller mercymiller25

### CAREER HIGHS

#### Points

12, vs. Louisiana (11/13/24)

#### Field Goals Made

4, vs. Louisiana (11/13/24)

#### Field Goal Attempts

9, vs. Louisiana (11/13/24)

#### 3-Point Field Goals Made

1, done five times; Most recently vs. Texas A&M-Corpus Christi (12/21/24)

#### 3-Point Field Goal Attempts

5, vs. Texas A&M-Corpus Christi (12/21/24)

#### Free Throws Made

7, vs. Utah (1/22/25)

#### Free Throw Attempts

8, vs. Utah (1/22/25)

#### Rebounds

9, vs. Hofstra (11/22/24)

#### Offensive Rebounds

2, vs. Utah (1/22/25)

#### Defensive Rebounds

8, vs. Hofstra (11/22/24)

#### Assists

2, vs. Hofstra (11/22/24)  
2, vs. Louisiana (11/13/24)

#### Steals

4, vs. Louisiana (11/13/24)

#### Blocked Shots

1, vs. BYU (1/4/25)

#### Minutes Played

21:00, vs. Louisiana (11/13/24)

### FRESHMAN (2024-25)

Scored 11 points on 5-of-7 shooting and added an assist in charity exhibition win vs. #13/15 Texas A&M (10/27)... Made his collegiate regular-season debut in home win over Jackson State inside Fertitta Center... Finished with seven points on 3-of-6 shooting and added two

rebounds, an assist and steal against the Tigers (11/4)... Posted 12 points with a game-high four steals and added two assists in home win over Louisiana (11/13)... Scored four points and led all players with nine rebounds, including eight defensive boards, in home win over Hofstra... Added a pair of assists against the Pride (11/22)... Grabbed five rebounds and scored four points in home win over Texas A&M-Corpus Christi (12/21).

### 2024-25 GAME-by-GAME STATISTICS (16-1 • 9-0 Big 12)

Date	Opponent	GS	Min	FG-A	3FG-FGA	FT-FTA	OR-DR	Tot	PF	A	TO	Blk	Stl	Pts
11/4/24	JACKSON STATE		14:03	3-6	1-2	0-0	1-1	2	0	1	1	0	1	7
11/9/24	vs. #11/11 Auburn	DNP – Coach's Decision												
11/13/24	LOUISIANA		21:00	4-9	1-4	3-4	0-0	0	3	2	1	0	4	12
11/22/24	rv/- HOFSTRA		22:45	2-8	0-3	0-2	1-8	9	2	2	0	0	0	4
11/26/24	vs. #9/9 Alabama		8:25	1-1	0-0	2-2	0-0	0	2	0	0	0	0	4
11/27/24	vs. Notre Dame	DNP – Coach's Decision												
11/30/24	vs. San Diego State	DNP – Coach's Decision												
12/7/24	BUTLER		5:20	2-4	0-0	0-0	1-2	3	0	0	0	0	0	4
12/10/24	TROY		6:13	1-2	1-2	0-0	0-2	2	1	0	1	0	0	3
12/18/24	TOLEDO		12:56	2-6	1-2	0-0	1-3	4	2	0	1	0	1	5
12/21/24	TEXAS A&M-CORPUS CHRISTI		17:37	1-6	1-5	1-2	1-4	5	2	1	1	0	0	4
12/30/24	* at Oklahoma State		1:16	0-1	0-0	0-0	0-0	0	0	0	0	0	0	0
1/4/25	* BYU		10:42	0-2	0-1	2-2	1-1	2	2	1	1	1	0	2
1/6/25	* TCU		3:26	0-1	0-0	2-2	0-0	0	0	0	0	1	0	2
1/11/25	* at Kansas State		3:37	0-1	0-1	2-2	0-1	1	2	0	1	0	0	2
1/15/25	* rv/#25 WEST VIRGINIA	DNP – Coach's Decision												
1/18/25	* at UCF	DNP – Coach's Decision												
1/21/25	* UTAH		18:12	0-5	0-3	7-8	2-1	3	0	0	0	0	0	7
1/25/25	* at #12/11 Kansas	DNP – Coach's Decision												
1/29/25	* at rv/rv West Virginia	DNP – Coach's Decision												
2/1/25	* #22/19 TEXAS TECH	DNP – Coach's Decision												
2/4/25	* OKLAHOMA STATE		2:55	0-1	0-0	0-0	0-0	0	0	0	0	0	0	0
2/8/25	* at Colorado		5:02	0-1	0-1	0-0	0-0	0	0	0	0	0	0	0
2/10/25	* rv/rv BAYLOR		3:27	0-0	0-0	0-0	0-1	1	1	0	0	0	0	0
2/15/25	* at #13/13 Arizona	DNP – Coach's Decision												
2/18/25	* at Arizona State		2:30	0-1	0-0	0-0	0-0	0	0	0	0	0	0	0
2/22/25	* #8/8 IOWA STATE	DNP – Coach's Decision												
2/24/25	* at #10/10 Texas Tech	DNP – Coach's Decision												
3/1/25	* CINCINNATI	DNP – Coach's Decision												
3/3/25	* KANSAS	DNP – Coach's Decision												
3/8/25	* at Baylor		--	--	--	--	--	--	--	--	--	--	--	--
TBA	TBA		--	--	--	--	--	--	--	--	--	--	--	--

### CAREER STATISTICS

Year	W-L	GP-GS	MP	FG-FGA	Pct	3P-A	Pct	FT-FTA	Pct	Off-Def	Reb – Avg	PF-DQ	Ast	TO	Blk	Stl	Pts – Avg
2024-25	16-1	17-0	159	16-55	.291	5-24	.208	19-24	.792	8-24	32 – 1.9	17-0	7	8	1	6	56 – 3.3
Totals	16-1	17-0	159	16-55	.291	5-24	.208	19-24	.792	8-24	32 – 1.9	17-0	7	8	1	6	56 – 3.3



## #13 J'WAN ROBERTS

Forward

6-8 • 235 • r-Graduate-4L (RS '19-20)

St. Thomas, U.S. Virgin Islands  
(Shoemaker HS [Killeen, Texas])

'23 UH graduate in Health Promotions

Post-baccalaureate work in Human  
Development Family Sciences in '24-25

Instagram: jwann\_13 X: JwanRoberts13

### CAREER HIGHS

#### Points

26, vs. Tulane (2/22/23)

#### Field Goals Made

10, done six times; Most recently  
at #12/11 Kansas (1/25/25)

#### Field Goal Attempts

21, at #12/11 Kansas (1/25/25)

#### 3-Point Field Goals Made

None

#### 3-Point Field Goal Attempts

2, vs. Wisconsin (11/23/21)

#### Free Throws Made

10, at #10/10 Texas Tech (2/24/25)

#### Free Throw Attempts

12, at #10/10 Texas Tech (2/24/25)

#### Rebounds

20, vs. Memphis (3/12/23)

#### Offensive Rebounds

10, vs. Memphis (3/12/23)

#### Defensive Rebounds

10, vs. Towson (11/16/23)

10, vs. Memphis (3/12/23)

#### Assists

7, vs. rv/rv Texas A&M (12/16/23)

#### Steals

6, at #11/11 Baylor (2/24/24)

#### Blocked Shots

5, vs. Auburn (3/18/23)

5, vs. #8/10 Alabama (12/10/22)

#### Minutes Played

46:28, at #12/11 Kansas (1/25/25)

### PRESEASON HONORS

• 2024-25 Blue Ribbon Yearbook Preseason

All-America Third Team

• 2024-25 Jersey Mike's Naismith Trophy

Player of the Year Watch List

• 2024-25 Preseason All-Big 12 First Team

### GRADUATE (2024-25)

Became 52nd Cougar in school history to score 1,000+ points during his career... Winning student-athlete in program history with 142 victories during his Houston career... Set record in Cougars' win over Butler during Big 12-Big East Challenge in Fertitta Center... Scored 10 points with eight rebounds, including five offensive boards, in charity exhibition win vs. #13/15 Texas A&M... Added three assists with four blocks and a steal with no turnovers against the Aggies (10/27)... Posted 14 points on 6-of-8 shooting and grabbed six rebounds with three steals in season-opening win over Jackson State inside Fertitta Center (11/4)... Finished with 12 points and tied for team lead with seven rebounds against #11/11 Auburn in Mattress Firm Battleground 2k24 inside Toyota Center (11/9)... Posted 11 points on 3-of-3 shooting from field and 5-of-5 from the free throw line and led all players with six rebounds in home win over Louisiana (11/13)... Finished with 11 points against #9/9 Alabama during first day of Players Era Festival inside MGM Grand Garden Arena in Las Vegas (11/26)... Tied as winningest-student-athlete in program history after

posting nine points with eight rebounds and two assists in win over Notre Dame during second day of Players Era Festival (11/27)... Led all players with 12 rebounds, including seven offensive boards, against San Diego State during Players Era Festival (11/30)... Topped all players with 12 rebounds, including four offensive boards, and blocked two shots against Butler during Big 12-Big East Challenge (12/7)... Posted six points with a game-high nine rebounds and added four assists with two turnovers, two blocked shots and no turnovers in home win over Troy (12/10)... Led all players with 20 points on 9-of-13 shooting and 11 rebounds in road win at Oklahoma State... Was his and Houston's first double-double of season (12/30)... Posted 12 points with four rebounds, three assists, two blocks and a steal in home win over TCU (1/6)... Finished with 10 points, six rebounds and three assists in road win at Kansas State... Reached 1,000 points in his career with jumper in lane from Mylik Wilson with 11:36 left in game (1/11)... Recorded game-high 22 points on 10-of-13 shooting and grabbed three rebounds in home win over rv/#25 West Virginia (1/15)... Banked game-winning layup with 1.1 seconds remaining to lift Houston to 69-68 road win at UCF... Finished with nine rebounds including six offensive boards, with an assist against the Knights (1/18)... Posted 11 points on 5-of-9 shooting and grabbed four rebounds with an assist, three steals and two blocked shots in home win over Utah (1/22)... Led all players with 24 points and tied for team-high honors with nine rebounds in road win at #12/11 Kansas... Also dished out five assists against the Jayhawks... Drained two free throws with 14 seconds in regulation to force first overtime period (1/25)... Scored 18 points and grabbed seven rebounds with three assists and three steals against #22/19 Texas Tech (2/1)... Posted 14 points on 6-of-10 shooting and grabbed a game-high 10 rebounds, including seven offensive boards, in home win over Oklahoma State (2/4)... Led Cougars with 20 points on 9-of-11 shooting and grabbed four rebounds with three assists in road win at Colorado (2/8)... Scored 10 points with six rebounds and added two assists and two blocks in road win at Arizona State (2/18)... Scored 16 points, thanks to 10-of-12 free throw shooting, and led Cougars with seven rebounds and three assists in road win at #10/10 Texas Tech (2/24)... Posted six points and six rebounds with a game-high four steals in Senior Night win over Kansas (3/3).

### 2024-25 GAME-by-GAME STATISTICS (25-4 • 18-1 Big 12)

Date	Opponent	GS	Min	FG-A	3FG-FGA	FT-FTA	OR-DR	Tot	PF	A	TO	Blk	Stl	Pts
11/4/24	JACKSON STATE	*	19:47	6-8	0-0	2-2	2-4	6	2	1	2	1	3	14
11/9/24	vs. #11/11 Auburn	*	38:03	6-14	0-0	0-1	3-4	7	4	1	2	1	1	12
11/13/24	LOUISIANA	*	16:08	3-3	0-0	5-5	3-3	6	2	0	2	0	1	11
11/22/24	rv/- HOFSTRA	*	16:46	1-6	0-0	2-3	1-2	3	1	0	0	1	0	4
11/26/24	vs. #9/9 Alabama	*	37:57	3-4	0-0	5-7	1-0	1	4	0	2	2	0	11
11/27/24	vs. Notre Dame	*	34:09	4-8	0-0	1-3	3-5	8	2	2	1	1	0	9
11/30/24	vs. San Diego State	*	40:56	2-6	0-0	0-1	7-5	12	3	1	3	0	0	4
12/7/24	BUTLER	*	26:13	1-5	0-0	0-0	4-8	12	0	1	3	2	0	2
12/10/24	TROY	*	27:03	3-5	0-0	0-0	3-6	9	3	4	0	2	2	6
12/18/24	TOLEDO	*	9:34	2-2	0-0	0-0	2-1	3	0	0	0	0	1	4
12/21/24	TEXAS A&M-CORPUS CHRISTI	DNP - Injury												
12/30/24	* at Oklahoma State	*	32:21	9-13	0-0	2-2	3-8	11	1	1	2	1	2	20
1/4/25	* BYU	*	24:54	3-4	0-0	0-0	2-4	6	1	2	3	0	2	6
1/6/25	* TCU	*	32:36	6-13	0-0	0-3	1-3	4	2	3	3	2	1	12
1/11/25	* at Kansas State	*	28:43	5-13	0-0	0-1	3-3	6	2	3	0	0	1	10
1/15/25	* rv/#25 WEST VIRGINIA	*	33:35	10-13	0-0	2-4	0-3	3	1	1	3	1	0	22
1/18/25	* at UCF	*	35:30	10-17	0-0	1-2	6-3	9	4	1	2	0	0	21
1/21/25	* UTAH	*	24:43	5-9	0-0	1-2	1-3	4	1	1	1	2	3	11
1/25/25	* at #12/11 Kansas	*	46:28	10-21	0-0	4-9	4-5	9	4	5	1	0	1	24
1/29/25	* at rv/rv West Virginia	*	34:50	2-6	0-0	1-1	4-2	6	0	3	2	1	1	5
2/1/25	* #22/19 TEXAS TECH	*	38:38	6-15	0-0	6-9	3-4	7	1	3	5	0	3	18
2/4/25	* OKLAHOMA STATE	*	37:55	6-10	0-0	2-2	7-3	10	2	1	3	0	1	14
2/8/25	* at Colorado	*	32:05	9-11	0-0	2-4	0-4	4	3	3	0	0	0	20
2/10/25	* rv/rv BAYLOR	*	30:11	4-7	0-0	2-2	0-3	3	4	2	2	0	1	10
2/15/25	* at #13/13 Arizona	*	35:03	3-11	0-0	3-4	0-4	4	1	3	1	0	0	9
2/18/25	* at Arizona State	*	31:53	4-5	0-0	2-4	3-3	6	2	2	2	2	0	10
2/22/25	* #8/8 IOWA STATE	*	33:41	1-6	0-0	2-2	2-4	6	1	2	1	0	1	4
2/24/25	* at #10/10 Texas Tech	*	30:31	3-10	0-0	10-12	1-6	7	3	3	0	1	1	16
3/1/25	* CINCINNATI	*	21:52	4-9	0-0	0-0	0-5	5	2	1	0	1	0	8
3/3/25	* KANSAS	*	36:12	3-11	0-0	0-0	2-4	6	1	1	1	1	4	6
3/8/25	* at Baylor													
TBA	TBA													

### CAREER STATISTICS

Year	W-L	GP-GS	MP	FG-FGA	Pct	3P-A	Pct	FT-FTA	Pct	Off-Def	Reb - Avg	PF-DQ	Ast	TO	Blk	Stl	Pts - Avg
2019-20										Redshirt							
2020-21	21-4	25-1	266	19-34	.559	0-0	.000	10-19	.526	36-59	95 - 3.8	20-0	8	9	14	10	48 - 1.9
2021-22	32-6	38-0	617	49-78	.628	0-4	.000	22-44	.500	78-109	187 - 4.9	52-0	20	22	14	24	120 - 3.2
2022-23	33-4	37-36	976	156-255	.612	0-1	.000	59-86	.686	111-174	285 - 7.7	79-2	44	39	49	26	371 - 10.0
2023-24	31-5	36-36	961	149-250	.596	0-1	.000	45-88	.511	95-150	245 - 6.8	73-2	67	40	32	45	343 - 9.5
2024-25	25-4	29-29	888	134-265	.506	0-0	.000	55-86	.640	71-112	183 - 6.3	57-0	51	47	22	30	323 - 11.1
Totals	142-23	165-102	3,707	507-882	.575	0-6	.000	191-323	.591	391-604	995 - 6.0	281-4	190	157	131	135	1,205 - 7.3

2 NCAA National Championship Game Appearances • 6 NCAA Final Four Appearances • 25 NCAA Tournaments • 21 Conference Championships • 2 NBA Draft No. 1 Overall Picks • 12 NBA Draft First-Round Selections

## ROBERTS' 2023-24 GAME-by-GAME (31-5 • 15-3 Big 12)

Opponent	GS	Min	FG-A	3FG-A	FT-A	O-D-T	PF	A	TO	Blk	Stl	Pts
ULM	*	23:01	3-4	0-0	0-0	4-3-7	1	1	1	1	2	6
BYRON RUMBLE	*	22:28	6-10	0-0	5-10	4-5-9	1	4	1	0	0	17
STETSON	*	8:13	0-1	0-0	0-0	0-1-1	0	0	0	0	1	0
vs. Towson	*	21:48	2-3	0-0	1-3	1-10-11	1	1	2	1	0	5
vs. Utah	*	26:21	5-6	0-0	3-4	3-9-12	4	1	0	0	1	13
vs. Dayton	*	30:45	5-6	0-0	0-0	3-5-8	0	3	2	1	2	10
MONTANA	*	22:10	5-7	0-0	3-4	3-3-6	1	0	0	1	1	13
at Xavier	*	31:06	3-7	0-0	3-4	5-7-12	3	2	3	2	1	9
RICE	*	19:45	2-4	0-0	0-0	2-4-6	1	2	0	1	1	4
JACKSON STATE	*	18:00	1-2	0-0	1-2	1-0-1	3	0	2	1	3	3
vs. rv/rv Texas A&M	*	36:11	5-8	0-0	0-0	4-7-11	3	7	0	1	0	10
TEXAS STATE	*	8:04	0-2	0-0	0-0	0-1-1	1	1	1	1	2	0
PENN	DNP – Injury											
* WEST VIRGINIA	*	27:58	4-10	0-1	1-2	0-3-3	3	1	0	0	1	9
* at rv/rv Iowa State	*	36:06	3-7	0-0	0-0	5-3-8	1	3	2	2	1	6
* at rv/rv TCU	*	36:02	10-18	0-0	0-1	6-7-13	2	5	0	4	0	20
* #25/25 TEXAS TECH	*	29:16	6-9	0-0	0-0	3-4-7	2	2	1	0	2	12
* UCF	*	18:27	2-8	0-0	0-2	1-4-5	1	1	0	1	1	4
* at #21/19 BYU	*	33:24	2-3	0-0	1-2	2-5-7	1	3	2	0	1	5
* rv/rv KANSAS STATE	*	28:02	5-8	0-0	4-6	5-1-6	2	2	0	0	1	14
* at rv/rv Texas	*	37:35	5-9	0-0	4-7	3-5-8	2	2	2	2	1	14
* at #8/9 Kansas	*	37:58	5-11	0-0	1-3	7-6-13	2	1	0	0	2	11
* OKLAHOMA STATE	*	11:49	2-4	0-0	0-0	0-0-0	5	1	1	0	1	4
* at Cincinnati	*	36:44	10-15	0-0	0-1	4-4-8	2	0	2	1	0	20
* rv/rv TEXAS	*	28:19	4-10	0-0	1-3	4-3-7	1	4	1	1	1	9
* #6/6 IOWA STATE	*	26:16	3-5	0-0	0-0	3-3-6	5	2	1	0	1	6
* at #11/11 Baylor	*	40:26	7-9	0-0	3-4	3-5-8	2	4	3	3	6	17
* CINCINNATI	*	27:52	4-6	0-0	7-9	1-4-5	4	0	2	0	1	15
* at rv/rv Oklahoma	*	30:45	10-12	0-0	0-1	1-4-5	1	2	0	1	1	20
* at UCF	*	37:58	6-8	0-0	0-3	3-4-7	3	1	0	1	3	12
* #14/14 KANSAS	*	32:02	4-11	0-0	2-2	2-6-8	3	2	2	2	1	10
vs. (8) TCU	*	34:34	4-5	0-0	0-3	2-8-10	3	0	4	2	3	8
vs. #25/23 (4) Texas Tech	*	7:04	1-2	0-0	0-0	1-1-2	0	3	0	0	0	2
vs. #7/8 (2) Iowa State	*	13:06	1-	0-0	0-0	1-2-3	1	1	2	0	1	2
vs. (16) Longwood	*	19:05	3-3	0-0	1-2	1-4-5	1	2	2	0	0	7
vs. (9) Texas A&M	*	33:24	6-6	0-0	1-2	3-5-8	4	2	0	1	2	13
vs. #13/14 (4) Duke	*	28:34	5-9	0-0	3-8	4-4-8	3	1	1	1	1	13

## ROBERTS' 2021-22 GAME-BY-GAME (32-6 • 15-3 American)

Opponent	GS	Min	FG-A	3FG-A	FT-A	O-D-T	PF	A	TO	Blk	Stl	Pts
HOFSTRA		23:47	4-4	0-0	0-0	6-9-15	2	1	1	1	0	8
RICE		23:52	0-1	0-1	3-4	4-5-9	2	0	0	0	3	3
rv/#25 VIRGINIA		20:34	1-1	0-0	0-0	3-4-7	1	1	0	0	0	2
vs. Butler		19:37	1-3	0-1	3-4	1-5-6	2	1	1	0	1	5
vs. Wisconsin		19:14	1-5	0-2	3-4	3-3-6	0	0	2	1	1	5
vs. rv/#23 Oregon		13:33	2-2	0-0	0-1	1-2-3	3	0	0	0	0	4
NORTHWESTERN STATE		13:59	1-2	0-0	0-0	4-2-6	1	0	0	0	2	2
BRYANT		23:07	3-4	0-0	0-0	3-9-12	0	3	0	1	2	6
ALCORN STATE		13:36	0-0	0-0	1-2	0-4-4	3	0	2	0	0	1
at #9/9 Alabama		21:43	4-4	0-0	1-6	9-4-13	2	1	0	0	0	9
LOUISIANA		12:19	0-0	0-0	0-0	1-3-4	0	0	0	0	0	0
vs. Oklahoma State		4:46	0-1	0-0	0-0	0-1-1	0	0	0	0	0	0
TEXAS STATE		21:01	0-0	0-0	2-2	3-2-5	1	2	0	0	2	2
* CINCINNATI	Postponed											
* at Temple		10:38	1-1	0-0	0-0	2-1-3	2	0	1	0	2	2
* at South Florida		18:18	0-0	0-0	0-0	2-2-4	4	0	0	0	0	0
* WICHITA STATE		14:09	0-1	0-0	2-2	0-2-2	2	1	0	1	0	2
* at Tulsa		18:16	1-2	0-0	1-2	1-1-2	1	1	2	0	0	3
* SOUTH FLORIDA		14:13	0-1	0-0	0-0	2-2-4	0	2	0	0	0	0
* EAST CAROLINA		19:59	1-3	0-0	0-0	2-1-3	0	1	1	0	0	2
* at UCF		13:04	0-1	0-0	0-0	0-2-2	1	0	1	0	0	0
* TULANE		4:09	0-0	0-0	0-0	0-1-1	0	0	0	0	0	0
* at Cincinnati		12:25	0-0	0-0	0-0	1-3-4	1	0	2	0	0	0
* at –rv SMU		3:14	2-2	0-0	1-1	0-0-0	0	0	0	0	0	5
* MEMPHIS		4:51	0-1	0-0	0-0	0-0-0	1	0	0	0	0	0
* UCF		12:01	3-3	0-0	0-0	0-0-0	2	0	2	0	1	6
* at Wichita State		11:22	1-4	0-0	0-1	0-1-1	1	0	0	0	0	2
* rv/rv SMU		17:52	3-4	0-0	0-0	5-3-8	2	2	1	1	1	6
* CINCINNATI		13:17	0-1	0-0	0-0	1-4-5	2	0	0	0	0	0
* TEMPLE		21:22	1-3	0-0	0-2	1-2-3	3	0	0	1	0	2
* at Memphis		18:16	1-1	0-0	0-0	1-2-3	2	1	2	0	2	2
vs. Cincinnati		16:55	2-3	0-0	3-3	0-1-1	2	1	0	0	0	3
vs. Tulane		33:43	5-6	0-0	0-0	5-8-13	4	1	2	0	1	10
vs. Memphis		15:21	1-2	0-0	0-1	3-2-5	0	1	1	1	1	2
vs. UAB		14:19	3-3	0-0	0-2	1-1-2	1	0	0	1	1	6
vs. #19/16 Illinois		12:22	0-1	0-0	0-0	2-3-5	1	0	0	0	0	0
vs. #2/2 Arizona		14:19	1-1	0-0	2-2	0-2-2	0	0	0	0	0	4
vs. #6/5 Villanova		26:04	2-2	0-0	3-4	4-4-8	2	0	0	2	3	7

## ROBERTS' 2022-23 GAME-by-GAME (33-4 • 17-1 American)

Opponent	GS	Min	FG-A	3FG-A	FT-A	O-D-T	PF	A	TO	Blk	Stl	Pts
NORTHERN COLORADO	*	20:31	6-8	0-0	0-0	2-4-6	0	0	3	1	3	12
vs. Saint Joseph's	*	30:11	8-9	0-0	3-4	5-7-12	1	1	0	2	0	19
ORAL ROBERTS	*	11:12	2-3	0-0	0-0	2-0-2	3	0	1	0	1	4
TEXAS SOUTHERN	*	22:06	4-7	0-0	2-2	1-3-4	0	3	0	1	0	10
at rv/rv Oregon	*	33:53	1-1	0-0	0-0	2-3-5	2	1	2	1	0	2
KENT STATE	*	35:08	5-10	0-0	1-4	5-9-14	1	1	4	4	1	11
NORFOLK STATE	*	16:39	5-5	0-0	0-0	2-3-5	0	3	0	1	1	10
vs. –rv Saint Mary's (Calif.)	*	35:11	7-11	0-0	1-2	2-6-8	2	1	1	2	1	15
NORTH FLORIDA	*	20:52	3-5	0-0	0-0	2-4-6	0	1	0	0	1	6
#8/10 ALABAMA	*	27:38	4-10	0-0	1-2	5-4-9	3	0	0	5	0	9
NORTH CAROLINA A&T	*	19:45	2-3	0-0	0-0	1-6-7	1	2	1	0	0	4
at #2/2 Virginia	*	21:51	5-7	0-0	0-0	1-5-6	3	1	1	0	0	10
MCNEESE	*	22:47	2-3	0-0	0-0	2-6-8	1	0	1	0	1	4
* at Tulsa	*	26:03	7-7	0-0	1-2	5-4-9	1	1	0	0	2	15
* UCF	*	33:49	5-10	0-0	2-2	4-1-5	2	1	0	1	0	12
* SMU	*	20:53	3-5	0-0	5-6	1-7-8	4	2	2	0	2	11
* at Cincinnati	*	33:38	7-16	0-1	0-0	4-7-11	4	1	0	0	2	14
* SOUTH FLORIDA	*	17:38	0-1	0-0	3-4	1-2-3	4	0	1	0	0	3
* at Tulane	*	31:10	6-9	0-0	3-4	2-4-6	1	2	2	2	1	15
* TEMPLE	*	27:22	3-3	0-0	2-4	2-3-5	5	1	2	2	1	8
* at UCF	*	30:19	5-9	0-0	0-0	3-6-0	2	0	2	1	0	10
* CINCINNATI	*	22:42	7-9	0-0	0-0	2-4-6	3	0	0	1	0	14
* at Wichita State	*	16:56	4-5	0-0	2-3	1-5-6	4	1	0	1	0	10
* at Temple	*	21:04	5-7	0-0	2-3	0-3-3	4	1	1	4	0	12
* TULSA	*	23:41	2-4	0-0	2-3	4-6-10	0	1	0	0	0	6
* at SMU	*	25:41	4-4	0-0	0-0	3-7-10	4	0	2	1	1	8
* MEMPHIS	*	33:50	6-10	0-0	8-9	4-8-12	1	1	4	1	1	20
* TULANE	*	25:29	9-10	0-0	8-9	4-3-7	3	3	1	1	2	26
* at East Carolina	*	28:47	8-14	0-0	1-2	7-5-12	2	1	0	4	0	17
* WICHITA STATE	*	28:56	2-5	0-0	2-2	2-1-3	3	1	0	1	1	6
* at Memphis	*	29:07	0-0	0-0	1-2	3-3-6	2	1	1	2	0	1
vs. (9) East Carolina	*	29:21	0-5	0-0	0-0	3-9-12	1	2	1	3	2	0
vs. (4) Cincinnati	*	25:36	7-12	0-0	2-4	2-6-8	3	0	1	0	1	16
vs. (2) Memphis	*	37:11	5-11	0-0	2-6	10-10-20	2	3	0	1	1	12
vs. (16) North Kentucky	*	34:51	4-6	0-0	3-4	5-7-12	1	4	1	1	0	11
vs. (9) Auburn	*	31:19	2-8	0-0	2-3	4-3-7	5	2	2	5	0	6
vs. #16/15 (5) Miami (Fla.)	*	22:25	1-2	0-0	0-0	2-0-2	1	1	1	0	0	2

## ROBERTS' 2020-21 GAME-by-GAME (21-4 • 13-3 American)

Opponent	GS	Min	FG-A	3FG-A	FT-A	O-D-T	PF	A	TO	Blk	Stl	Pts
LAMAR		17:18	2-4	0-0	1-1	3-3-6	1	0	0	2	2	5
BOISE STATE		21:01	1-5	0-0	0-0	5-9-14	2	0	1	1	2	2
vs. #14/13 Texas Tech		2:36	0-0	0-0	0-0	0-0-0	0	0	0	0	0	0
SOUTH CAROLINA		13:52	2-3	0-0	3-4	1-3-4	3	0	0	2	0	7
SAM HOUSTON STATE	Canceled											
RICE	Canceled											
ALCORN STATE		12:29	1-1	0-0	0-0	2-2-4	0	1	0	0	0	2
* TEMPLE		14:50	1-3	0-0	1-2	4-3-7	1	1	0	3	1	3
* at rv/rv UCF		9:01	0-1	0-0	0-0	2-1-3	1	0	1	0	0	0
* at Tulsa		6:13	0-0	0-0	0-2	0-0-0	1	0	0	2	0	0
* at rv/rv SMU		2:29	0-0	0-0	0-0	0-0-0	0	0	0	0	0	0
* WICHITA STATE		9:07	0-0	0-0	0-0	1-2-3	0	0	0	1	0	0
* TULANE		19:19	0-0	0-0	1-2	1-7-8	0	0	2	0	0	1
* at South Florida		PPD										
* UCF		11:20	2-2	0-0	0-0	1-3-4	2	0	1	0	1	4
* -/rv TULSA		15:58	2-3	0-0	0-0	5-2-7	0	2	0	0	0	4
* at Temple		8:27	0-0	0-0	0-0	0-1-1	0	0	1	0	1	0
* at Tulane		14:34	0-0	0-0	2-2	0-7-7	1	2	0	0	0	2
* SMU		9:43	0-1	0-0	0-0	0-2-2	0	0	1	0	1	0
* at East Carolina		2:48	0-0	0-0	0-0	0-0-0	1	0	0	0	0	0
OUR LADY OF THE LAKE	*	29:18	5-7	0-0	0-2	5-6-11	3	1	0	1	2	10
* at South Florida		11:33	2-2	0-0	0-1	1-0-1	1	0	0	1	0	4
* MEMPHIS	Canceled											
* EAST CAROLINA	Canceled											
* at Wichita State		9:49	1-2	0-0	0-0	2-1-3	1	0	1	0	0	2
* CINCINNATI		10:43	0-0	0-0	2-3	2-4-6	0	0	1	0	0	2
rv/- WKU		1:43	0-0	0-0	0-0	0-0-0	0	0	0	1	0	0
* SOUTH FLORIDA		7:34	0-0	0-0	0-0	0-3-3	0	0	1	0	0	0
* MEMPHIS	DNP – Injury											
vs. Tulane	DNP – Injury											
vs. Memphis	DNP – Injury											
vs. Cincinnati	DNP – Injury											
vs. Cleveland State		2:05	0-0	0-0	0-0	1-0-1	0	0	0	0	0	0
vs. Rutgers	DNP – Coach’s decision											
vs. Syracuse	DNP – Coach’s decision											
vs. Oregon State	DNP – Coach’s decision											
vs. #3/3 Baylor		1:46	0-0	0-0	0-0	0-0-0	0	0	0	0	0	0





## #21 EMANUEL SHARP

Guard

6-3 • 210 • r-Junior-2L (RS '21-22)

Tampa, Fla. (Bishop McLaughlin School)

Integrated Studies

emanuelsharp\_

### CAREER HIGHS

#### Points

30, vs. (9) Texas A&M (3/24/24)

#### Field Goals Made

8, vs. (9) Texas A&M (3/24/24)

#### Field Goal Attempts

17, vs. rv/rv Texas A&M (12/16/23)

#### 3-Point Field Goals Made

7, vs. (9) Texas A&M (3/24/24)

#### 3-Point Field Goal Attempts

14, vs. (9) Texas A&M (3/24/24)

#### Free Throws Made

11, vs. Texas State (12/21/23)

#### Free Throw Attempts

11, vs. Texas State (12/21/23)

#### Rebounds

10, vs. SMU (1/5/23)

#### Offensive Rebounds

5, vs. Kansas (3/3/25)

5, vs. rv/rv Texas A&M (12/16/23)

#### Defensive Rebounds

8, at rv/rv Texas (1/29/24)

8, vs. SMU (1/5/23)

#### Assists

4, vs. Troy (12/10/24)

4, vs. Notre Dame (11/27/24)

4, at Xavier (12/1/23)

#### Steals

4, done four times; Most recently vs. Louisiana (11/13/24)

#### Blocked Shots

1, done five times; Most recently vs. #13/14 (4) Duke (3/29/24)

#### Minutes Played

40:39, at rv/rv Texas (1/29/24)

### JUNIOR (2023-24)

Scored eight points with two 3-pointers and added two steals with a rebound in charity exhibition win vs. #13/15 Texas A&M (10/27)... Made his regular-season debut in season-opening win over Jackson State inside Fertitta Center... Finished with seven points and grabbed a rebound against the Tigers (11/4)... Posted 13 points with a team-high three 3-pointers against #11/11 Auburn in Mattress Firm Battleground 2k24 inside Toyota Center (11/9)... Posted 11 points with two 3-pointers, five rebounds and a game-high-tying four steals in home win over Louisiana (11/13)... Scored 16 points, thanks to 5-of-5 shooting from behind the arc, and grabbed two rebounds with two assists and a pair of steals in home win over Hofstra (11/22)... Finished with 14 points and six rebounds against #9/9 Alabama during first day of Players Era Festival inside MGM Grand Garden Arena in Las Vegas... Saw his streak of 10 consecutive 3-pointers made end in first half (11/26)... Led Cougars with 17 points on 6-of-13 shooting and grabbed three rebounds with a pair of assists

against Notre Dame during second day of Players Era Festival (11/27)... Led all players with 23, thanks to four 3-pointers and 9-of-9 shooting from the free throw line against San Diego State during Players Era Festival Third-Place Game (11/30)... Posted 16 points on 6-of-10 shooting from field, including 4-of-7 from behind the arc, against Butler during Big 12-Big East Challenge... Added two rebounds and an assist against the Bulldogs (12/7)... Posted 14 points with four rebounds, four assists and three steals in home win over Troy (12/10)... Finished with 13 points and grabbed five rebounds with a pair of steals in home win over Toledo (12/18)... Led all players with 18 points and dished out a pair of assists in home win over Texas A&M-Corpus Christi (12/21)... Led all players with 18 points and led Cougars with four 3-pointers in home win over BYU (1/4)... Buried four 3-pointers on the way to a team-high 14 points and swiped three steals with a pair of rebounds in home win over TCU (1/6)... Led Cougars with 15 points on 5-of-8 shooting, including 3-of-6 from the arc, in road win at Kansas State... Added four rebounds, three assists and a steal against the Wildcats (1/11)... Finished with 14 points, thanks to three 3-pointers and grabbed three rebounds with an assist in home win over rv/#25 West Virginia (1/15)... Returned to Houston lineup with 10 points, thanks to three 3-pointers, in home win over rv/rv Baylor (2/10)... Scored 17 points, thanks to four 3-pointers, and grabbed four rebounds in road win at Arizona State (2/18)... Recorded 12 points and grabbed a game-high five offensive rebounds with a pair of steals in Senior Night home win over Kansas (3/3).

### 2024-25 GAME-by-GAME STATISTICS (23-4 • 15-1 Big 12)

Date	Opponent	GS	Min	FG-A	3FG-FGA	FT-FTA	OR-DR	Tot	PF	A	TO	Blk	Stl	Pts
11/4/24	JACKSON STATE	*	18:14	3-7	1-2	0-0	1-0	1	2	0	1	0	0	7
11/9/24	vs. #11/11 Auburn	*	35:31	3-9	3-6	4-4	0-2	2	0	0	2	0	1	13
11/13/24	LOUISIANA	*	19:52	3-5	2-2	3-4	1-4	5	1	1	1	0	4	11
11/22/24	rv/- HOFSTRA	*	19:30	5-6	5-5	1-2	1-1	2	4	2	0	0	2	16
11/26/24	vs. #9/9 Alabama	*	29:40	3-11	2-6	6-8	0-6	6	5	1	1	0	1	14
11/27/24	vs. Notre Dame	*	34:08	6-13	3-9	2-2	1-3	4	3	4	1	0	0	17
11/30/24	vs. San Diego State	*	35:31	5-15	4-8	9-9	0-2	2	3	1	1	0	1	23
12/7/24	BUTLER	*	29:06	6-10	4-7	0-0	0-2	2	3	1	0	0	0	16
12/10/24	TROY	*	28:35	4-9	2-5	4-4	0-4	4	3	4	0	0	3	14
12/18/24	TOLEDO	*	20:28	4-10	1-6	4-4	1-4	5	1	0	1	0	2	13
12/21/24	TEXAS A&M-CORPUS CHRISTI	*	18:38	3-6	3-5	9-9	0-0	0	2	2	2	0	0	18
12/30/24	* at Oklahoma State	*	22:10	1-4	0-2	0-0	0-2	2	1	1	0	0	0	2
1/4/25	* BYU	*	20:07	5-9	4-8	4-4	0-3	3	3	1	0	0	1	18
1/6/25	* TCU	*	26:26	5-9	4-7	0-0	0-2	2	2	0	0	0	3	14
1/11/25	* at Kansas State	*	31:20	5-8	3-6	2-2	0-4	4	2	1	0	0	3	15
1/15/25	* rv/#25 WEST VIRGINIA	*	31:59	4-9	3-8	3-3	0-3	3	0	1	1	0	0	14
1/18/25	* at UCF	*	28:27	4-11	1-6	0-0	0-4	4	4	0	2	0	1	9
1/21/25	* UTAH	DNP - Injury												
1/25/25	* at #12/11 Kansas	*	25:37	2-8	2-7	2-2	0-3	3	2	0	0	0	2	8
1/29/25	* at rv/rv West Virginia	*	18:12	1-4	1-4	0-0	0-3	3	2	0	2	0	1	3
2/1/25	* #22/19 TEXAS TECH	*	17:37	1-2	0-1	2-2	0-3	3	3	0	0	0	1	4
2/4/25	* OKLAHOMA STATE	DNP - Injury												
2/8/25	* at Colorado	DNP - Injury												
2/10/25	* rv/rv BAYLOR	*	25:04	3-7	3-7	1-2	0-0	0	3	1	1	0	1	10
2/15/25	* at #13/13 Arizona	*	21:46	0-6	0-6	0-0	0-2	2	1	1	1	0	3	0
2/18/25	* at Arizona State	*	30:41	4-9	4-7	5-6	0-4	4	1	1	0	0	2	17
2/22/25	* #8/8 IOWA STATE	*	28:43	3-5	2-4	3-4	0-1	1	3	2	3	0	1	11
2/24/25	* at #10/10 Texas Tech	*	35:06	3-6	2-3	2-2	0-5	5	2	1	0	0	1	10
3/1/25	* CINCINNATI	*	30:19	3-7	1-5	2-2	0-2	2	3	0	0	0	2	9
3/3/25	* KANSAS	*	27:06	3-10	1-4	5-5	5-1	6	0	0	1	0	2	12
3/8/25	* at Baylor	---	---	---	---	---	---	---	---	---	---	---	---	---
TBA	TBA	---	---	---	---	---	---	---	---	---	---	---	---	---

### CAREER STATISTICS

Year	W-L	GP-GS	MP	FG-FGA	Pct	3P-A	Pct	FT-FTA	Pct	Off-Def	Reb - Avg	PF-DQ	Ast	TO	Blk	Stl	Pts - Avg
2021-22	0-0																
2022-23	30-3	33-0	515	58-159	.365	43-124	.347	37-42	.881	20-54	74 - 2.2	72-1	16	26	2	10	196 - 5.9
2023-24	32-5	37-32	1,043	135-362	.373	82-223	.368	114-134	.851	35-96	131 - 3.5	95-2	34	40	3	55	466 - 12.6
2024-25	23-4	27-26	710	92-215	.428	61-146	.418	73-80	.913	10-70	80 - 3.0	59-1	26	21	0	38	318 - 11.8
Totals	85-12	97-58	2,268	285-736	.387	186-493	.377	224-256	.875	65-220	285 - 2.9	226-4	76	87	5	103	980 - 10.1

2 NCAA National Championship Game Appearances • 6 NCAA Final Four Appearances • 25 NCAA Tournaments • 21 Conference Championships • 2 NBA Draft No. 1 Overall Picks • 12 NBA Draft First-Round Selections

## SHARP's 2023-24 GAME-BY-GAME (32-5 • 15-3 Big 12)

Opponent	Date	GS	Min	FG-A	3FG-A	FT-A	Off-Def	Tot	PF	A	TO	Blk	Stl	Pts
ULM	11/6/23	*	20:56	5-9	4-8	6-8	0-0	0	1	0	1	0	0	20
TEXAS A&M-CORPUS CHRISTI	11/11/23	*	21:51	3-8	2-5	3-3	2-1	3	3	2	1	0	0	11
STETSON	11/13/23	*	22:21	1-5	0-4	5-7	2-3	5	1	1	2	1	0	7
vs. Towson	11/16/23		18:12	4-7	3-5	3-3	0-3	3	2	0	1	0	0	14
vs. Utah	11/17/23		27:45	6-13	1-4	2-3	2-4	6	1	0	1	0	3	15
vs. Dayton	11/19/23		20:27	2-10	0-5	0-0	0-2	2	2	1	0	0	1	4
MONTANA	11/24/23		19:18	3-5	2-3	3-4	3-3	6	0	0	1	0	2	11
at Xavier	12/1/23	*	36:20	2-12	1-6	5-6	0-2	2	1	4	0	0	3	10
RICE	12/6/23	*	17:23	4-8	2-6	2-2	1-3	4	1	3	2	0	1	12
JACKSON STATE	12/9/23	*	22:04	6-13	5-9	8-10	1-2	3	2	1	1	0	3	25
vs. rv/rv Texas A&M	12/16/23	*	35:23	7-17	5-13	2-2	5-1	6	2	0	2	0	1	21
TEXAS STATE	12/21/23	*	27:04	2-10	2-9	11-11	1-2	3	2	1	1	0	4	17
PENN	12/30/23	*	27:57	5-10	2-5	0-0	2-2	4	3	1	1	0	1	12
* WEST VIRGINIA	1/6/24	*	20:52	3-4	1-2	1-1	2-5	7	3	0	2	0	3	8
* at rv/rv Iowa State	1/9/24	*	37:04	6-12	5-10	3-4	1-4	5	4	0	1	0	1	20
* at rv/rv TCU	1/13/24	*	28:54	2-7	1-4	3-4	0-0	0	4	1	1	0	3	8
* #25/25 TEXAS TECH	1/17/24	*	20:57	3-8	2-5	0-0	0-3	3	3	0	1	0	0	8
* UCF	1/20/24	*	19:33	0-7	0-3	2-2	0-1	1	5	0	0	0	0	2
* at #21/19 BYU	1/23/24	*	25:17	1-6	0-2	7-9	4-5	9	2	1	2	0	2	9
* rv/rv KANSAS STATE	1/27/24	*	30:57	3-15	2-8	1-2	2-4	6	1	2	1	0	3	9
* at rv/rv Texas	1/29/24	*	40:39	3-8	3-6	4-4	0-8	8	0	2	2	0	1	13
* at #8/9 Kansas	2/3/24	*	31:23	4-14	3-9	0-0	0-1	1	2	1	0	0	0	11
* OKLAHOMA STATE	2/6/24	*	29:00	6-11	3-5	1-2	1-3	4	4	1	2	0	0	16
* at Cincinnati	2/10/24	*	34:01	3-7	1-3	2-2	1-5	6	2	0	1	0	1	9
* rv/rv TEXAS	2/17/24	*	26:29	5-11	1-5	4-4	0-3	3	4	1	0	0	4	15
* #6/6 IOWA STATE	2/19/24	*	29:33	5-13	2-7	8-9	0-1	1	2	0	0	0	4	20
* at #11/11 Baylor	2/24/24	*	32:58	5-12	2-6	6-6	0-2	2	4	1	2	0	2	18
* CINCINNATI	2/27/24	*	35:30	3-12	3-8	2-2	1-3	4	4	0	1	0	2	11
* at rv/rv Oklahoma	3/2/24	*	26:34	4-8	3-5	0-0	1-2	3	4	1	1	0	0	11
* at UCF	3/6/24	*	29:40	1-7	1-4	1-2	1-2	3	4	1	1	0	2	4
* #14/15 KANSAS	3/9/24	*	31:53	3-7	3-7	0-0	1-4	5	3	2	1	0	1	9
vs. (8) TCU	3/14/24	*	33:47	4-12	2-7	4-4	0-4	4	3	1	1	0	0	14
vs. #25/23 (4) Texas Tech	3/15/24	*	37:29	5-12	4-8	3-3	1-3	4	4	2	2	0	0	17
vs. #7/8 (2) Iowa State	3/16/24	*	24:59	2-9	1-5	0-0	0-0	0	4	1	1	0	3	5
vs. (16) Longwood	3/22/24	*	28:31	4-10	3-6	2-4	0-1	1	2	0	2	0	1	13
vs. (9) Texas A&M	3/24/24	*	34:15	8-16	7-14	7-8	0-3	3	5	1	1	1	2	30
vs. #13/14 (4) Duke	3/29/24	*	35:43	2-7	0-2	3-3	0-1	1	1	1	0	1	1	7

## SHARP's 2022-23 GAME-BY-GAME (30-3 • 17-1 American)

Opponent	Date	GS	Min	FG-A	3FG-A	FT-A	Off-Def	Tot	PF	A	TO	Blk	Stl	Pts
NORTHERN COLORADO	11/7/22		7:41	4-7	3-5	0-0	2-0	2	3	1	0	0	1	11
vs. Saint Joseph's	11/11/22		3:14	0-1	0-1	0-0	0-1	1	0	0	1	0	0	0
ORAL ROBERTS	11/14/22		11:47	2-2	0-0	2-2	0-2	2	2	0	3	0	0	6
TEXAS SOUTHERN	11/16/22		6:33	0-1	0-1	0-0	0-0	0	1	1	0	0	0	0
at rv/rv Oregon	11/20/22		DNP – Coach's Decision											
KENT STATE	11/26/22		DNP – Coach's Decision											
NORFOLK STATE	11/29/22		19:01	1-6	1-4	0-0	1-1	2	0	0	1	0	0	3
vs. –/rv Saint Mary's (Calif.)	12/3/22		DNP – Coach's Decision											
NORTH FLORIDA	12/6/22		19:14	3-5	3-5	0-0	0-0	0	0	0	1	0	0	9
#8/10 ALABAMA	12/10/22		DNP – Coach's Decision											
NORTH CAROLINA A&T	12/13/22		25:39	3-5	1-3	3-3	0-3	3	3	2	3	0	0	10
at #2/2 Virginia	12/17/22		9:26	0-2	0-2	0-0	0-1	1	1	0	1	0	0	0
McNEESE	12/21/22		19:11	6-10	6-10	0-0	2-1	3	0	1	1	0	0	18
* at Tulsa	12/28/22		20:17	4-7	3-5	3-3	0-4	4	4	0	4	0	0	14
* UCF	12/31/22		8:25	0-2	0-1	0-0	0-2	2	0	0	0	0	0	0
* SMU	1/5/23		23:31	1-9	1-7	3-3	2-8	10	3	0	0	0	0	6
* at Cincinnati	1/8/23		4:07	0-1	0-1	0-0	0-0	0	0	0	0	0	0	0
* SOUTH FLORIDA	1/11/23		14:51	3-6	2-5	0-0	0-0	0	3	0	1	0	0	8
* at Tulane	1/17/23		13:15	1-2	1-2	3-3	0-1	1	3	1	2	0	2	6
* TEMPLE	1/22/23		11:56	1-2	1-2	0-0	1-0	1	2	0	1	0	0	3
* at UCF	1/25/23		23:38	5-7	4-6	4-4	0-3	3	3	0	0	1	0	18
* CINCINNATI	1/28/23		23:51	1-5	1-5	2-3	0-2	2	1	1	1	0	0	5
* at Wichita State	2/2/23		6:22	0-2	0-2	0-0	0-1	1	2	0	0	0	0	0
* at Temple	2/5/23		19:33	2-4	1-3	1-2	1-2	3	2	0	0	0	0	6
* at SMU	2/16/23		22:33	2-8	2-6	1-2	3-2	5	3	2	1	1	0	7
* MEMPHIS	2/19/23		15:49	1-7	0-4	0-0	0-0	0	3	1	0	0	2	2
* TULANE	2/22/23		17:18	1-8	1-6	2-2	3-2	5	2	2	1	0	1	5
* at East Carolina	2/25/23		17:29	0-2	0-1	0-0	1-1	2	3	1	1	0	1	0
* WICHITA STATE	3/2/23		10:15	1-3	1-3	4-4	1-1	2	3	1	1	0	0	7
* at Memphis	3/5/23		14:16	2-4	1-3	0-0	0-0	0	2	0	1	0	0	5
vs. (9) East Carolina	3/10/23		18:09	1-6	1-4	1-2	0-2	2	4	0	0	0	1	4
vs. (4) Cincinnati	3/11/23		22:42	1-5	0-2	0-0	0-3	3	4	0	0	0	0	2
vs. (2) Memphis	3/12/23		12:37	1-5	1-5	0-0	2-0	2	2	0	0	0	0	3
vs. (16) Northern Kentucky	3/16/23		22:43	3-4	2-3	2-2	0-1	1	3	1	0	0	0	10
vs. (9) Auburn	3/18/23		12:54	1-4	1-3	4-5	0-4	4	2	0	0	0	1	7
vs. #16/15 (5) Miami (Fla.)	3/24/23		17:30	3-8	2-6	0-0	0-2	2	3	0	0	0	0	8

## SHARP's 2021-22 GAME-by-GAME (0-0 • 0-0 American)

Opponent	Date	GS	Min	FG-A	3FG-A	FT-A	Off-Def	Tot	PF	A	TO	Blk	Stl	Pts
Sat out as a redshirt														



## #11 JOSEPH TUGLER

### Forward

**6-8 • 230 • Sophomore-1L**

**Monroe, La. (Cypress Falls HS)**

**Undeclared Major**

joseph\_tugler joseph\_tugler

### CAREER HIGHS

#### Points

17, vs. Hofstra (11/22/24)

#### Field Goals Made

6, vs. Hofstra (11/22/24)

#### Field Goal Attempts

9, at rv/rv West Virginia (1/29/25)  
9, at Kansas State (1/11/25)

#### 3-Point Field Goals Made

2, vs. Hofstra (11/22/24)

#### 3-Point Field Goal Attempts

2, vs. #9/9 Alabama (11/26/24)  
2, vs. Hofstra (11/22/24)

#### Free Throws Made

6, vs. #11/11 Auburn (11/9/24)

#### Free Throw Attempts

8, vs. #11/11 Auburn (11/9/24)

#### Rebounds

10, at Colorado (2/8/25)  
10, at Kansas State (1/11/25)

#### Offensive Rebounds

6, at Colorado (2/8/25)

#### Defensive Rebounds

6, vs. Butler (12/7/24)  
6, vs. #9/9 Alabama (11/26/24)

#### Assists

4, vs. Hofstra (11/22/24)

#### Steals

4, vs. Utah (1/22/25)  
4, vs. Rice (12/6/23)

#### Blocked Shots

8, vs. #9/9 Alabama (11/26/24)

#### Minutes Played

35:37, at #12/11 Kansas (1/25/25)

### SOPHOMORE (2024-25)

Grabbed nine rebounds, including a game-high eight offensive boards, and added two blocks and a pair of steals in charity exhibition win vs. #13/15 Texas A&M (10/27)... Tied for team lead with five points and led Cougars with three blocked shots in season-opening win vs. Jackson State inside Fertitta Center... Added five points against the Tigers (11/4)... Scored 10 points, tied for lead with seven rebounds and blocked two shots against #11/11 Auburn in Mattress Firm Battleground 2k24 inside Toyota Center (11/9)... Led all players with four offensive rebounds in home win over Louisiana (11/13)... Led the Cougars with 17 points on 6-of-6 shooting from the field and grabbed four rebounds with four assists in home win over Hofstra... Also drained a pair of 3-pointers and blocked a shot against the Pride (11/22)... Blocked a game-high eight shots and added eight rebounds with two points and a pair of assists against #9/9 Alabama during first day of Players Era Festival inside MGM Grand Garden Arena in Las Vegas (11/26)... Became only sixth Cougar in school history to block 8+ shots in a game... Grabbed nine rebounds,

including five offensive boards, and added two points and three assists against San Diego State during Players Era Festival Third-Place Game (11/30)... Scored 13 points on 5-of-6 shooting from the field and grabbed three rebounds with three blocks, two steals and an assist in home win over Toledo (12/18)... Grabbed seven rebounds and tied for team lead with four blocks in home win over Texas A&M-Corpus Christi (12/21)... Tied for team lead with six rebounds, including four offensive boards, and added three points with two assists, three blocks and a steal in home win over TCU (1/6)... Posted first double-double of career with 13 points and 10 rebounds in road win at Kansas State... Added two assists and a pair of blocked shots against the Wildcats (1/11)... Led all players with four offensive rebounds and two blocks in home win over rv/#25 West Virginia (1/15)... Led all players with five blocked shots and grabbed seven rebounds in road win at #12/11 Kansas (1/25)... Led all players with seven rebounds and scored 12 points in road win at rv/rv West Virginia (1/29)... Led all players with eight rebounds, including five offensive boards, against #22/19 Texas Tech (2/1)... Scored seven points with nine rebounds, three assists, a steal and two blocked shots in home win over Oklahoma State (2/4)... Led all players with 10 rebounds, including six offensive boards, in road win at Colorado (2/8)... Scored six points and led all players with eight rebounds, including five offensive boards, in home win over rv/rv Baylor (2/10)... Led Cougars with seven rebounds and tied for team lead with two blocks in Senior Night home win over Kansas (3/3).

### 2024-25 GAME-BY-GAME STATISTICS (26-4 • 18-1 Big 12)

Date	Opponent	GS	Min	FG-A	3FG-FA	FT-FTA	OR-DR	Tot	PF	A	TO	Blk	Stl	Pts
11/4/24	JACKSON STATE	*	25:27	2-4	1-1	0-0	3-4	7	2	1	1	3	1	5
11/9/24	vs. #11/11 Auburn		31:07	2-4	0-1	6-8	4-3	7	4	0	0	2	2	10
11/13/24	LOUISIANA		17:13	1-3	0-0	0-4	4-1	5	3	0	1	1	1	2
11/22/24	rv/- HOFSTRA		16:48	6-6	2-2	3-5	3-1	4	1	4	0	1	0	17
11/26/24	vs. #9/9 Alabama		30:58	1-5	0-2	0-1	2-6	8	4	2	2	8	1	2
11/27/24	vs. Notre Dame		10:54	3-5	0-0	0-2	00-3	3	4	1	1	0	1	6
11/30/24	vs. San Diego State		27:50	1-6	0-0	0-0	5-4	9	2	3	2	0	0	2
12/7/24	BUTLER	*	18:59	3-4	0-0	0-0	2-6	8	3	0	2	2	0	6
12/10/24	TROY	*	14:08	1-3	0-0	0-0	4-2	6	4	0	0	3	0	2
12/18/24	TOLEDO	*	16:10	5-6	0-0	3-3	2-1	3	3	1	2	3	2	13
12/21/24	TEXAS A&M-CORPUS CHRISTI	*	23:19	2-5	0-1	1-2	3-4	7	2	0	1	4	2	5
12/30/24	* at Oklahoma State	*	19:19	2-6	0-0	0-0	1-1	2	5	2	1	3	0	4
1/4/25	* BYU	*	18:27	1-1	0-0	3-4	3-2	5	5	0	3	2	0	5
1/6/25	* TCU	*	23:32	1-3	0-0	1-2	4-2	6	2	2	2	3	1	3
1/11/25	* at Kansas State	*	25:31	5-9	0-1	3-6	5-5	10	3	2	1	2	0	13
1/15/25	* rv/#25 WEST VIRGINIA	*	19:56	0-1	0-0	0-0	4-1	5	4	0	0	2	2	0
1/18/25	* at UCF	*	12:23	1-2	0-0	0-0	0-2	2	3	0	1	1	0	2
1/21/25	* UTAH	*	13:20	2-3	0-0	0-0	0-2	2	5	0	0	2	4	4
1/25/25	* at #12/11 Kansas	*	35:37	4-4	0-0	1-2	2-5	7	2	0	1	5	0	9
1/29/25	* at rv/rv West Virginia	*	27:34	5-9	0-1	2-2	3-4	7	4	0	1	1	0	12
2/1/25	* #22/19 TEXAS TECH	*	24:18	2-5	0-0	1-4	5-3	8	4	1	0	1	1	5
2/4/25	* OKLAHOMA STATE	*	24:58	2-6	0-0	3-4	4-5	9	3	3	3	2	1	7
2/8/25	* at Colorado	*	28:24	0-2	0-0	0-0	6-4	10	3	0	0	0	0	0
2/10/25	* rv/rv BAYLOR	*	27:23	3-4	0-0	0-0	5-3	8	1	1	0	1	0	6
2/15/25	* at #13/13 Arizona	*	21:38	4-7	0-0	0-0	1-4	5	4	0	0	1	1	8
2/18/25	* at Arizona State	*	7:41	2-3	0-0	0-0	0-1	1	5	0	2	1	0	4
2/22/25	* #8/8 IOWA STATE	*	19:45	1-3	0-0	0-0	1-1	2	4	0	2	1	2	2
2/24/25	* at #10/10 Texas Tech	*	20:47	4-5	0-0	0-1	0-3	3	5	2	1	1	1	8
3/1/25	* CINCINNATI	*	18:54	2-2	0-0	2-3	1-4	5	1	3	0	2	1	6
3/3/25	* KANSAS		---	---	---	---	---	---	---	---	---	---	---	---
3/8/25	* at Baylor		---	---	---	---	---	---	---	---	---	---	---	---
TBA	TBA		---	---	---	---	---	---	---	---	---	---	---	---

### CAREER STATISTICS

Year	W-L	GP-GS	MP	FG-FGA	Pct	3P-A	Pct	FT-FTA	Pct	Off-Def	Reb - Avg	PF-DQ	Ast	TO	Blk	Stl	Pts - Avg
2023-24	25-3	28-1	448	43-78	.551	0-2	.000	19-41	.463	53-62	115 - 4.1	85-2	8	13	30	26	105 - 3.8
2024-25	26-4	30-23	650	70-131	.534	3-10	.300	30-55	.545	80-91	171 - 5.7	96-5	28	32	60	26	173 - 5.8
Totals	51-7	58-24	1,098	113-209	.541	3-12	.250	49-96	.510	133-153	286 - 4.9	181-7	36	45	90	52	278 - 4.8

2 NCAA National Championship Game Appearances • 6 NCAA Final Four Appearances • 25 NCAA Tournaments • 21 Conference Championships • 2 NBA Draft No. 1 Overall Picks • 12 NBA Draft First-Round Selections



**TUGLER'S 2022-23 GAME-BY-GAME (25-3 • 12-3 Big 12)**

Opponent	Date	GS	Min	FG-A	3FG-A	FT-A	Off-Def	Tot	PF	A	TO	Blk	Stl	Pts
<b>ULM</b>	<b>11/6/23</b>		<b>12:25</b>	<b>1-2</b>	<b>0-0</b>	<b>0-0</b>	<b>4-2</b>	<b>6</b>	<b>3</b>	<b>1</b>	<b>1</b>	<b>1</b>	<b>0</b>	<b>2</b>
<b>TEXAS A&amp;M-CORPUS CHRISTI</b>	<b>11/11/23</b>		<b>20:56</b>	<b>1-3</b>	<b>0-1</b>	<b>0-0</b>	<b>1-2</b>	<b>3</b>	<b>4</b>	<b>1</b>	<b>0</b>	<b>3</b>	<b>0</b>	<b>2</b>
<b>STETSON</b>	<b>11/13/23</b>		<b>15:38</b>	<b>1-2</b>	<b>0-0</b>	<b>0-0</b>	<b>1-3</b>	<b>4</b>	<b>2</b>	<b>1</b>	<b>0</b>	<b>1</b>	<b>2</b>	<b>2</b>
vs. Towson	11/16/23		16:01	0-1	0-0	0-0	2-1	3	4	0	0	0	0	0
vs. Utah	11/17/23		10:01	1-1	0-0	2-6	1-0	1	3	0	0	0	1	4
vs. Dayton	11/19/23		11:11	1-1	0-0	1-2	0-1	1	3	0	0	1	0	3
<b>MONTANA</b>	<b>11/24/23</b>		<b>17:12</b>	<b>1-2</b>	<b>0-0</b>	<b>1-2</b>	<b>0-2</b>	<b>2</b>	<b>2</b>	<b>0</b>	<b>0</b>	<b>2</b>	<b>1</b>	<b>3</b>
at Xavier	12/1/23		12:39	3-4	0-0	0-0	3-3	6	5	0	1	2	1	6
<b>RICE</b>	<b>12/6/23</b>		<b>13:47</b>	<b>3-3</b>	<b>0-0</b>	<b>1-2</b>	<b>2-0</b>	<b>2</b>	<b>3</b>	<b>0</b>	<b>3</b>	<b>1</b>	<b>4</b>	<b>7</b>
<b>JACKSON STATE</b>	<b>12/9/23</b>		<b>23:01</b>	<b>0-0</b>	<b>0-0</b>	<b>1-2</b>	<b>5-4</b>	<b>9</b>	<b>3</b>	<b>0</b>	<b>0</b>	<b>1</b>	<b>3</b>	<b>1</b>
vs. rv/rv Texas A&M	12/16/23		21:25	2-4	0-0	0-0	3-2	5	3	1	0	3	0	4
<b>TEXAS STATE</b>	<b>12/21/23</b>		<b>19:15</b>	<b>2-5</b>	<b>0-0</b>	<b>0-0</b>	<b>3-1</b>	<b>4</b>	<b>2</b>	<b>0</b>	<b>0</b>	<b>2</b>	<b>1</b>	<b>4</b>
<b>PENN</b>	<b>12/30/23</b>	*	<b>21:08</b>	<b>5-7</b>	<b>0-0</b>	<b>3-6</b>	<b>3-4</b>	<b>7</b>	<b>3</b>	<b>1</b>	<b>0</b>	<b>2</b>	<b>2</b>	<b>13</b>
<b>* WEST VIRGINIA</b>	<b>1/6/24</b>		<b>17:47</b>	<b>2-4</b>	<b>0-0</b>	<b>2-2</b>	<b>1-4</b>	<b>5</b>	<b>4</b>	<b>0</b>	<b>1</b>	<b>0</b>	<b>2</b>	<b>6</b>
* at rv/rv Iowa State	1/9/24		17:03	1-1	0-0	1-2	1-4	5	5	0	1	0	0	3
* at rv/rv TCU	1/13/24		11:06	2-3	0-0	0-0	1-2	3	4	0	0	0	0	4
<b>* #25/25 TEXAS TECH</b>	<b>1/17/24</b>		<b>12:40</b>	<b>1-2</b>	<b>0-0</b>	<b>0-0</b>	<b>0-5</b>	<b>5</b>	<b>4</b>	<b>0</b>	<b>1</b>	<b>0</b>	<b>1</b>	<b>2</b>
<b>* UCF</b>	<b>1/20/24</b>		<b>14:42</b>	<b>0-1</b>	<b>0-0</b>	<b>0-1</b>	<b>4-1</b>	<b>5</b>	<b>3</b>	<b>1</b>	<b>0</b>	<b>2</b>	<b>1</b>	<b>0</b>
* at #21/19 BYU	1/23/24		10:58	1-3	0-0	1-4	1-3	4	2	0	1	1	1	3
<b>* rv/rv KANSAS STATE</b>	<b>1/27/24</b>		<b>16:00</b>	<b>2-2</b>	<b>0-0</b>	<b>3-6</b>	<b>0-3</b>	<b>3</b>	<b>4</b>	<b>0</b>	<b>0</b>	<b>1</b>	<b>1</b>	<b>7</b>
* at rv/rv Texas	1/29/24		19:22	2-4	0-0	0-0	4-1	5	3	0	0	2	0	4
* at #8/9 Kansas	2/3/24		33:47	3-7	0-0	2-2	5-3	8	3	0	2	1	2	8
<b>* OKLAHOMA STATE</b>	<b>2/6/24</b>		<b>13:33</b>	<b>1-4</b>	<b>0-0</b>	<b>0-0</b>	<b>3-3</b>	<b>6</b>	<b>4</b>	<b>0</b>	<b>0</b>	<b>1</b>	<b>1</b>	<b>2</b>
* at Cincinnati	2/10/24		19:36	2-3	0-0	1-2	1-2	3	3	2	0	2	0	5
<b>* rv/- TEXAS</b>	<b>2/17/24</b>		<b>13:31</b>	<b>1-1</b>	<b>0-0</b>	<b>0-2</b>	<b>1-2</b>	<b>3</b>	<b>3</b>	<b>0</b>	<b>1</b>	<b>1</b>	<b>1</b>	<b>2</b>
<b>* #6/6 IOWA STATE</b>	<b>2/19/24</b>		<b>11:20</b>	<b>0-3</b>	<b>0-1</b>	<b>0-0</b>	<b>0-2</b>	<b>2</b>	<b>1</b>	<b>0</b>	<b>1</b>	<b>0</b>	<b>1</b>	<b>0</b>
* at #11/11 Baylor	2/24/24		12:39	3-3	0-0	0-0	1-2	3	1	0	0	0	0	6
<b>* CINCINNATI</b>	<b>2/27/24</b>		<b>9:38</b>	<b>1-2</b>	<b>0-0</b>	<b>0-0</b>	<b>2-0</b>	<b>2</b>	<b>1</b>	<b>0</b>	<b>0</b>	<b>0</b>	<b>0</b>	<b>2</b>

Sat out for the remainder of the season with a foot injury



## #7 MIŁOS UZAN

Guard

6-4 • 190 • Junior-TR

Las Vegas, Nev. (Oklahoma/Desert Pines HS)

Integrated Studies

X lossyuzan

## CAREER HIGHS

## Points

22, at #10/10 Texas Tech (2/24/25)  
20, at #11/11 Kansas State (3/1/23)

## Field Goals Made

8, at #10/10 Texas Tech (2/24/25)  
8, at #13/13 Arizona (2/15/25)  
8, vs. Providence (12/5/23)

## Field Goal Attempts

15, at #10/10 Texas Tech (2/24/25)  
16, at #11/11 Kansas State (3/1/23)

## 3-Point Field Goals Made

3, done four times; Most recently  
at #10/10 Texas Tech (2/24/25)  
3, done four times; Most recently  
vs. Arkansas-Pine Bluff (11/30/23)

## 3-Point Field Goal Attempts

6, done three times; Most recently  
at Arizona State (2/18/25)  
7, at Oklahoma State (2/24/24)  
7, at Kansas State (3/1/23)

## Free Throws Made

3, done four times; Most recently  
at #10/10 Texas Tech (2/24/25)  
3, vs. Kansas (2/17/24)  
3, vs. TCU (3/4/23)  
3, at Kansas State (3/1/23)

## Free Throw Attempts

5, at Colorado (2/8/25)  
5, at #12/11 Kansas (1/25/25)  
4, vs. Kansas (2/17/24)  
4, vs. TCU (3/4/23)

## Rebounds

9, at #12/11 Kansas (1/25/25)  
12, vs. Providence (12/5/23)

## Offensive Rebounds

2, vs. Providence (12/5/23)  
2, vs. Iowa State (1/4/23)

## Defensive Rebounds

9, at #12/11 Kansas (1/25/25)  
10, vs. Providence (12/5/23)

## Assists

10, vs. Jackson State (11/4/24)  
10, at TCU (1/10/24)

## Steals

4, vs. Jackson State (11/4/24)  
4, vs. Texas (1/23/24)  
4, vs. Providence (12/5/23)

## Blocked Shots

1, done three times; Most recently  
at UCF (1/18/25)  
2, at Iowa State (2/28/24)  
2, vs. Arkansas-Pine Bluff (11/30/23)  
2, vs. Nebraska (11/24/22)

## Minutes Played

41:20, at #12/11 Kansas (1/25/25)  
40:21, at Oklahoma State (2/24/24)

indicates accomplished at Oklahoma

## HONORS

• USBWA Oscar Robertson National

Player of the Week (Jan. 27, 2025)

• Big 12 Conference Player of the Week (Jan. 27, 2025)

## JUNIOR (2024-25)

Scored five points with four rebounds, two assists and a steal in charity exhibition win vs. #13/15 Texas A&M (10/27)... Flirted with a triple-double in his Houston regular-season debut vs. Jackson State inside Fertitta Center... Led all players with 10 assists and four steals, tied for game-high honors with seven rebounds and added eight points on 3-of-6 shooting against the Tigers (11/4)... Posted 10 points with two rebounds and a game-high four assists against #11/11 Auburn in Mattress Firm Battleground 2k24 inside Toyota Center (11/9)... Totaled 13 points on 5-of-9 shooting and led all players with five assists in home win over Louisiana (11/13)... Topped all players with six assists and added four points and five rebounds in home win over Hofstra (11/22)... Scored 10 points and dished out a game-high nine assists with three rebounds and only one turnover against Notre Dame during second day of Players Era Festival inside MGM Grand Garden Arena in Las Vegas (11/27)... Scored 13 points and added three assists with two rebounds and a pair

of steals against Butler during Big 12-Big East Challenge (12/7)... Dished out five assists without a turnover in home win over Troy (12/10)... Posted 10 points with five rebounds and four assists in home win over Toledo (12/18)... Finished with 12 points on 4-of-5 shooting and dished out six assists in home win over Texas A&M-Corpus Christi (12/21)... Totaled 12 points with six rebounds, four assists and two steals in road win at Oklahoma State (12/30)... Scored seven points and dished out a game-high eight assists with no turnovers in home win over BYU (1/4)... Posted nine points with three rebounds, three assists and three steals in home win over TCU (1/6)... Dished out four assists with no turnovers and led all players with seven rebounds to go with a pair of steals in home win over rv/#25 West Virginia (1/15)... Handed out a game-high five assists with eight points, three rebounds, a block and no turnovers in road win at UCF (1/18)... Led all players with 14 points on 6-of-9 shooting and dished out a team-high five assists in home win over Utah (1/22)... Nearly posted a triple-double in road win at #12/11 Kansas... Finished with 17 points, tied for team-lead with nine rebounds and led Cougars with nine assists against the Jayhawks... Tipped Kansas inbound pass leading to Mylik Wilson game-tying 3-pointer with six seconds remaining in first overtime (1/25)... Honored as Big 12 Conference Player of the Week for Jan. 27 following those games... Posted 17 points on 6-of-10 shooting and dished out five assists with two rebounds and no turnovers in home win over Oklahoma State (2/4)... Finished with 12 points, five rebounds, six assists, a steal and no turnovers in road win at Colorado (2/8)... Led all players with six assists and no turnovers in more than 34 minutes and scored 12 points with two rebounds in home win over rv/rv Baylor (2/10)... Posted a game-high 19 points on 8-of-12 shooting and dished out five turnovers with two steals and no turnovers in more than 38 minutes in road win at #13/13 Arizona (2/15)... Posted 19 points on 7-of-10 shooting and grabbed four rebounds in home win over #8/8 Iowa State (2/22)... Scored career-high 22 points on 8-of-15 shooting with three 3-pointers and grabbed two rebounds with two assists and a pair of steals in road win at #10/10 Texas Tech... Buried a key 3-pointer with the shot clock winding down to give Houston a 6-point lead with 45 seconds left (2/24).

## 2024-25 GAME-by-GAME STATISTICS (26-4 • 18-1 Big 12)

Date	Opponent	GS	Min	FG-A	3FG-FGA	FT-FTA	OR-DR	Tot	PF	A	TO	Blk	Stl	Pts
11/4/24	JACKSON STATE	*	25:38	3-6	2-4	0-0	0-7	7	1	10	2	1	4	8
11/9/24	vs. #11/11 Auburn	*	31:27	5-10	0-1	0-0	1-1	2	5	4	3	0	0	10
11/13/24	LOUISIANA	*	21:12	5-9	2-3	1-1	0-4	4	0	5	0	0	2	13
11/22/24	rv/- HOFSTRA	*	21:32	1-5	0-2	2-2	1-4	5	0	6	2	0	0	4
11/26/24	vs. #9/9 Alabama	*	11:51	2-5	1-1	0-0	1-0	1	5	1	2	0	0	5
11/27/24	vs. Notre Dame	*	37:26	4-11	2-5	0-0	0-3	3	0	9	1	0	1	10
11/30/24	vs. San Diego State	*	36:00	4-9	2-3	0-0	0-2	2	5	3	3	0	0	10
12/7/24	BUTLER	*	24:46	6-11	1-3	0-0	1-1	2	4	3	1	0	2	13
12/10/24	TROY	*	20:57	1-7	0-2	0-1	1-0	1	1	5	0	0	0	2
12/18/24	TOLEDO	*	26:45	3-13	1-7	3-4	0-5	5	1	4	1	1	1	10
12/21/24	TEXAS A&M-CORPUS CHRISTI	*	25:14	4-5	2-2	2-2	0-2	2	0	6	1	0	0	12
12/30/24	* at Oklahoma State	*	35:53	5-10	2-6	0-0	1-5	6	3	4	1	0	2	12
1/4/25	* BYU	*	31:04	2-9	2-6	1-2	0-2	2	0	8	0	0	2	7
1/6/25	* TCU	*	30:04	4-6	1-3	0-0	0-3	3	2	3	2	0	3	9
1/11/25	* at Kansas State	*	28:29	4-6	0-0	0-0	1-2	3	2	2	1	0	0	8
1/15/25	* rv/#25 WEST VIRGINIA	*	34:44	3-8	1-4	1-1	1-6	7	0	4	0	0	2	8
1/18/25	* at UCF	*	35:22	4-11	0-2	0-0	0-3	3	1	5	0	1	1	8
1/21/25	* UTAH	*	24:33	6-9	2-4	0-0	1-0	1	2	5	1	0	1	14
1/25/25	* at #12/11 Kansas	*	41:20	6-11	2-4	3-5	0-9	9	4	9	0	0	1	17
1/29/25	* at rv/rv West Virginia	*	37:33	4-10	2-4	0-0	0-0	0	4	2	2	0	1	10
2/1/25	* #22/19 TEXAS TECH	*	37:29	4-12	1-5	1-2	0-1	1	2	2	4	0	1	10
2/4/25	* OKLAHOMA STATE	*	35:54	6-10	3-4	2-2	0-2	2	3	5	0	0	0	17
2/8/25	* at Colorado	*	37:12	4-10	2-2	2-5	1-4	5	0	3	1	0	1	12
2/10/25	* rv/rv BAYLOR	*	34:10	4-9	1-5	3-4	0-2	2	2	6	0	0	2	12
2/15/25	* at #13/13 Arizona	*	38:06	8-12	1-1	2-2	0-2	2	1	1	1	0	3	19
2/18/25	* at Arizona State	*	34:06	3-9	3-6	0-0	0-3	3	3	5	1	0	0	9
2/22/25	* #8/8 IOWA STATE	*	36:14	7-10	3-5	2-2	0-4	4	2	1	4	0	1	19
2/24/25	* at #10/10 Texas Tech	*	34:57	8-15	3-4	3-4	1-1	2	2	2	3	0	2	22
3/1/25	* CINCINNATI	*	33:31	3-9	0-2	0-0	0-3	3	1	2	4	0	2	6
3/3/25	* KANSAS	*	22:58	4-10	2-4	0-0	0-0	0	3	2	1	0	0	10
3/8/25	* at Baylor	---	---	---	---	---	---	---	---	---	---	---	---	---
TBA	TBA	---	---	---	---	---	---	---	---	---	---	---	---	---

## CAREER STATISTICS

Year	W-L	GP-GS	MP	FG-FGA	Pct	3P-A	Pct	FT-FTA	Pct	Off-Def	Reb - Avg	PF-DQ	Ast	TO	Blk	Stl	Pts - Avg
2022-23 (OU)	15-17	32-24	909	94-200	.470	29-71	.408	26-34	.765	6-81	87 - 2.7	68-1	96	69	6	24	243 - 7.6
2023-24 (OU)	20-12	32-32	1,015	114-291	.392	34-115	.296	25-37	.676	8-101	109 - 3.4	51-1	139	65	9	38	287 - 9.0
2024-25	26-4	30-30	934	127-277	.458	44-104	.423	28-39	.718	11-81	92 - 3.1	59-3	134	41	3	34	326 - 10.9
UH Totals	26-4	30-30	934	127-277	.458	44-104	.423	28-39	.718	11-81	92 - 3.1	59-3	134	41	3	34	326 - 10.9
OU Totals	35-29	64-56	1,924	208-491	.424	63-186	.339	51-71	.718	14-182	196 - 3.1	119-2	235	134	15	62	530 - 8.3
Totals	61-33	94-86	2,864	335-768	.436	107-290	.369	79-110	.718	25-263	288 - 3.1	178-5	371	175	18	96	856 - 9.1

## UZAN's 2023-24 GAME-BY-GAME at OKLAHOMA (20-12 • 8-10 Big 12)

Opponent	Date	GS	Min	FG-A	3FG-A	FT-A	Off-Def	Tot	PF	A	TO	Blk	Stl	Pts
CENTRAL MICHIGAN	11/6/23	*	30:31	2-6	1-2	1-2	0-2	2	2	4	4	1	0	6
MISSISSIPPI VALLEY STATE	11/10/23	*	26:59	3-10	1-5	0-0	0-3	3	0	3	1	0	1	7
TEXAS STATE	11/14/23	*	24:10	3-6	1-3	1-2	0-4	4	0	5	2	0	1	8
UT RIO GRANDE VALLEY	11/17/23	*	29:03	3-15	0-5	2-2	0-2	2	3	2	4	0	3	8
vs. Iowa	11/23/23	*	32:17	2-7	0-3	0-0	0-5	5	3	9	0	0	0	4
vs. USC	11/24/23	*	30:50	4-11	2-5	0-0	0-4	4	0	4	1	0	1	10
ARKANSAS-PINE BLUFF	11/30/23	*	29:51	3-8	3-7	0-0	0-2	2	2	8	1	2	1	9
PROVIDENCE	12/5/23	*	34:05	8-12	0-0	1-1	2-10	12	1	0	1	1	4	17
vs. Arkansas	12/9/23	*	32:53	4-10	1-4	2-2	0-2	2	2	2	3	0	3	11
GREEN BAY	12/16/23	*	24:23	2-7	0-3	0-0	0-3	3	0	4	3	0	3	4
vs. #11/13 North Carolina	12/20/23	*	32:17	4-8	1-3	1-4	1-4	5	0	2	2	1	0	10
CENTRAL ARKANSAS	12/28/23	*	29:28	1-4	0-1	1-2	0-3	3	1	2	0	0	3	3
MONMOUTH	12/31/23	*	29:28	3-6	2-5	2-2	0-1	1	3	8	1	0	1	10
rv/rv IOWA STATE	1/6/24	*	31:05	5-9	2-5	0-0	0-4	4	1	5	3	0	0	12
* at rv/rv TCU	1/10/24	*	36:10	6-12	1-3	0-0	0-7	7	1	10	1	1	0	13
* at #3/3 Kansas	1/13/24	*	31:52	6-13	2-5	1-1	0-1	1	1	3	1	0	0	15
* WEST VIRGINIA	1/17/24	*	35:43	3-7	1-4	1-2	0-4	4	1	5	2	0	0	8
* at Cincinnati	1/20/24	*	29:10	1-6	0-1	0-0	1-3	4	4	3	2	0	1	2
* rv/rv TEXAS	1/23/24	*	29:45	4-12	1-3	0-0	0-1	1	2	4	1	0	4	9
* #20/21 TEXAS TECH	1/27/24	*	30:14	5-14	2-5	1-2	1-1	2	4	5	0	0	0	13
* at Kansas State	1/30/24	*	35:30	0-4	0-2	2-2	0-4	4	0	8	2	0	2	2
* at UCF	2/3/24	*	30:16	2-8	1-3	0-0	0-2	2	3	2	4	0	0	5
* #21/19 BYU	2/6/24	*	33:36	6-12	2-6	2-2	0-5	5	1	4	1	0	0	16
* OKLAHOMA STATE	2/10/24	*	33:41	3-5	1-2	1-2	0-4	4	0	6	3	0	0	8
* at #12/13 Baylor	2/13/24	*	30:43	4-8	1-4	0-0	0-2	2	3	4	5	0	0	9
* #6/7 KANSAS	2/17/24	*	35:40	3-12	2-4	3-4	0-5	5	1	4	1	0	2	11
* at Oklahoma State	2/24/24	*	40:21	6-15	1-7	1-1	0-2	2	1	2	2	0	1	14
* at #8/6 Iowa State	2/28/24	*	34:39	3-9	2-3	0-0	0-4	4	2	3	5	2	1	8
* #1/1 HOUSTON	3/2/24	*	34:52	3-6	0-1	0-0	1-2	3	1	4	0	1	1	6
* CINCINNATI	3/5/24	*	24:04	1-10	0-2	0-0	1-1	2	5	3	4	0	1	2
* at Texas	3/9/24	*	32:42	5-10	1-5	1-1	1-2	3	1	7	1	0	1	12
vs. TCU	3/13/24	*	37:43	6-9	2-4	1-3	0-2	2	2	4	4	0	3	15

## UZAN's 2022-23 GAME-BY-GAME at OKLAHOMA (15-17 • 5-13 Big 12)

Opponent	Date	GS	Min	FG-A	3FG-A	FT-A	Off-Def	Tot	PF	A	TO	Blk	Stl	Pts
SAM HOUSTON	11/7/22		19:51	1-1	0-0	2-2	0-0	0	3	1	4	1	1	4
ARKANSAS-PINE BLUFF	11/11/22		28:29	4-5	1-1	2-2	0-2	2	2	2	3	0	3	11
UNCW	11/15/22		17:51	1-1	0-0	0-0	0-1	1	3	5	0	0	0	2
SOUTH ALABAMA	11/18/22		15:00	1-1	1-1	0-0	0-0	0	1	0	0	0	0	3
vs. Nebraska	11/24/22		14:23	1-3	0-0	0-0	0-0	0	1	0	0	2	0	2
vs. Seton Hall	11/25/22		21:40	1-4	0-1	2-2	1-0	1	1	5	0	0	2	4
vs. Mississippi	11/27/22		18:20	1-2	0-0	0-0	0-3	3	0	1	1	1	1	2
at Villanova	12/3/22		15:57	0-1	0-1	0-0	0-1	1	1	2	0	0	0	0
KANSAS CITY	12/6/22	*	28:31	5-6	1-2	0-0	0-1	1	0	5	3	0	2	11
vs. #9/8 Arkansas	12/10/22	*	34:11	7-11	1-2	0-1	0-2	2	4	5	1	0	0	15
CENTRAL ARKANSAS	12/17/22	*	25:27	0-4	0-1	0-0	0-4	4	1	9	2	0	0	0
vs. Florida	12/20/22	*	33:18	3-7	0-1	0-0	0-9	9	1	5	3	0	1	6
* #6/6 TEXAS	12/31/22	*	32:14	2-4	1-2	0-0	0-2	2	2	5	3	0	0	5
* #25/25 IOWA STATE	1/4/23	*	31:48	2-6	0-2	0-0	2-2	4	0	4	4	0	2	4
* at --/rv Texas Tech	1/7/23	*	36:32	7-10	2-2	2-2	0-3	3	3	3	4	0	1	18
* at #2/2 Kansas	1/10/23	*	35:05	4-8	1-3	2-2	0-5	5	5	1	1	0	0	11
* WEST VIRGINIA	1/14/23	*	38:02	5-7	1-3	0-2	0-9	9	4	5	4	1	1	11
* at Oklahoma State	1/18/23	*	32:15	4-7	0-0	0-0	0-4	4	2	1	4	0	1	8
* #21/22 BAYLOR	1/21/23	*	27:59	2-5	1-3	0-0	1-1	2	2	4	2	0	1	5
* at #11/11 TCU	1/24/23	*	25:47	1-10	0-3	0-0	0-1	1	2	3	4	0	0	2
* #2/2 ALABAMA	1/28/23	*	34:52	1-1	1-1	2-2	0-2	2	1	3	1	0	0	5
* OKLAHOMA STATE	2/1/23	*	27:36	4-10	1-5	2-2	0-4	4	3	1	1	0	0	11
* at rv -- West Virginia	2/4/23	*	23:36	1-8	0-3	0-0	0-3	3	3	2	3	0	0	2
* at #14/12 Baylor	2/8/23	*	29:33	4-11	3-6	0-1	0-3	3	2	0	3	0	1	11
* #9/8 KANSAS	2/11/23	*	30:43	3-8	0-2	0-0	1-1	2	4	0	5	0	3	6
* #12/14 KANSAS STATE	2/14/23	*	26:57	5-8	3-5	0-0	0-1	1	4	2	1	0	0	13
* at #6/5 Texas	2/18/23	*	39:54	6-11	1-3	2-3	0-2	2	3	4	3	0	2	15
* TEXAS TECH	2/21/23	*	36:06	3-7	2-4	2-2	0-2	2	2	1	2	0	2	10
* at #23/21 Iowa State	2/25/23	*	34:30	2-6	2-3	1-2	0-1	1	1	7	3	0	0	7
* at #11/11 Kansas State	3/1/23	*	33:41	7-16	3-5	3-3	0-3	3	4	5	0	0	0	20
* #22/22 TCU	3/4/23	*	33:04	4-6	1-3	3-4	0-6	6	0	2	2	0	0	12
vs. Oklahoma State	3/8/23	*	32:57	2-5	2-3	1-2	1-3	4	3	3	2	1	0	7





## #3 RAMON WALKER Jr.

Guard

6-5 • 215 • Senior-3L

Pearland, Texas (Shadow Creek HS)

Health

@ramonwalkerjr X ramonwalker04

### CAREER HIGHS

#### Points

13, at Temple (1/2/22)

#### Field Goals Made

4, done five times; Most recently vs. Jackson State (11/4/24)

#### Field Goal Attempts

10, at Temple (1/2/22)

#### 3-Point Field Goals Made

3, done three times; Most recently vs. Tulane (3/12/22)

#### 3-Point Field Goal Attempts

6, vs. Tulane (2/2/22)  
6, at Temple (1/2/22)

#### Free Throws Made

4, vs. UCF (1/20/24)

#### Free Throw Attempts

6, vs. Jackson State (12/9/23)

#### Rebounds

7, vs. Texas A&M-Corpus Christi (11/11/23)  
7, vs. ULM (11/6/23)  
7, vs. rv/rv SMU (2/27/22)

#### Offensive Rebounds

4, vs. ULM (11/6/23)

#### Defensive Rebounds

6, at Tulsa (1/15/22)

#### Assists

2, done six times; Most recently vs. UCF (1/20/24)

#### Steals

2, vs. Louisiana (11/13/24)  
2, vs. Penn (12/30/23)  
2, vs. Oklahoma State (12/18/21)

#### Blocked Shots

1, vs. Cincinnati (3/1/22)  
1, at Wichita State (2/20/22)

#### Minutes Played

37:01, at Temple (1/2/22)

### SENIOR (2024-25)

Posted seven points with two assists and two steals in charity exhibition win vs. #13/15 Texas A&M (10/27)... Made regular-season debut in win over Jackson State inside Fertitta Center... Finished with 10 points on 4-of-6 shooting and grabbed four rebounds against the Tigers (11/4)... Snared five rebounds and added a pair of steals in home win over Louisiana (11/13)... Underwent right hand surgery in late December following a collision in practice.

### 2024-25 GAME-by-GAME STATISTICS (6-2 • 0-0 Big 12)

Date	Opponent	GS	Min	FG-A	3FG-FGA	FT-FTA	OR-DR	Tot	PF	A	TO	Blk	Stl	Pts
11/4/24	JACKSON STATE		18:34	4-6	1-2	1-1	0-4	4	0	0	0	0	0	10
11/9/24	vs. #11/11 Auburn		1:57	0-0	0-0	0-0	0-0	0	1	0	0	0	0	0
11/13/24	LOUISIANA		16:26	1-2	0-1	0-0	2-3	5	0	0	0	0	2	2
11/22/24	rv/- HOFSTRA		14:35	1-2	1-1	0-0	0-3	3	1	0	1	1	0	3
11/26/24	vs. #9/9 Alabama		7:08	0-0	0-0	0-0	2-1	3	1	0	0	0	0	0
11/27/24	vs. Notre Dame		4:35	0-0	0-0	0-0	0-0	0	0	0	0	0	0	0
11/30/24	vs. San Diego State		DNP	Coach's Decision										
12/7/24	BUTLER		18:12	0-0	0-0	0-0	2-1	3	2	0	0	0	0	2
12/10/24	TROY		10:56	0-2	0-0	1-2	0-1	1	0	0	0	1	0	1
12/18/24	TOLEDO		DNP	Injury										
12/21/24	TEXAS A&M-CORPUS CHRISTI		DNP	Injury										
12/30/24	* at Oklahoma State		DNP	Injury										
1/4/25	* BYU		DNP	Injury										
1/6/25	* TCU		DNP	Injury										
1/11/25	* at Kansas State		DNP	Injury										
1/15/25	* rv/#25 WEST VIRGINIA		DNP	Injury										
1/18/25	* at UCF		DNP	Injury										
1/21/25	* UTAH		DNP	Injury										
1/25/25	* at #12/11 Kansas		DNP	Injury										
1/29/25	* at rv/rv West Virginia		DNP	Injury										
2/1/25	* #22/19 TEXAS TECH		DNP	Injury										
2/4/25	* OKLAHOMA STATE		DNP	Injury										
2/8/25	* at Colorado		DNP	Injury										
2/10/25	* rv/rv BAYLOR		DNP	Injury										
2/15/25	* at #13/13 Arizona		DNP	Injury										
2/18/25	* at Arizona State		DNP	Injury										
2/22/25	* #8/8 IOWA STATE		DNP	Injury										
2/24/25	* at #10/10 Texas Tech		DNP	Injury										
3/1/25	* CINCINNATI		DNP	Injury										
3/3/25	* KANSAS		DNP	Injury										
3/8/25	* at Baylor		--	--	--	--	--	--	--	--	--	--	--	--
TBA	TBA		--	--	--	--	--	--	--	--	--	--	--	--

### CAREER STATISTICS

Year	W-L	GP-GS	MP	FG-FGA	Pct	3P-A	Pct	FT-FTA	Pct	Off-Def	Reb - Avg	PF-DQ	Ast	TO	Blk	Stl	Pts - Avg
2021-22	24-4	28-2	517	28-82	.341	17-62	.274	16-19	.842	22-53	75 - 2.7	46-0	14	15	3	10	89 - 3.2
2022-23	9-1	10-0	151	10-28	.357	4-15	.267	5-7	.714	7-18	25 - 2.5	16-1	4	6	0	2	29 - 2.9
2023-24	23-4	27-0	297	14-41	.341	7-23	.304	18-28	.643	29-49	78 - 2.9	30-0	9	8	0	9	53 - 2.0
2024-25	6-2	8-0	92	6-12	.500	2-4	.500	2-3	.667	6-13	19 - 2.4	5-0	0	1	2	2	16 - 2.0
Totals	62-11	73-2	1,057	58-163	.356	30-104	.288	41-57	.719	64-133	197 - 2.7	97-1	27	30	5	23	187 - 2.6

### WALKER Jr.'s 2023-24 GAME-BY-GAME (23-4 • 10-3 American)

Opponent	GS	Min	FG-A	3FG-A	FT-A	O-D-T	PF	A	TO	Blk	Stl	Pts
ULM	16:36	1-3	1-2	2-2	4-3-7	2	2	0	0	0	0	5
TEXAS A&M CORPUS CHRISTI	13:37	3-6	2-3	0-2	2-5-7	2	0	0	0	0	1	8
STETSON	13:48	1-1	0-0	0-0	1-2-3	3	1	1	0	0	0	2
vs. Towson	6:18	0-2	0-0	0-0	2-2-4	2	0	1	0	0	0	0
vs. Utah	DNP – Coach's Decision											
vs. Dayton	1:38	0-0	0-0	2-2	0-0-0	0	0	0	0	0	0	2
MONTANA	17:58	0-2	0-1	1-2	2-2-4	1	1	0	0	0	0	1
at Xavier	1:34	0-0	0-0	0-0	0-0-0	2	0	0	0	0	0	0
RICE	10:08	1-2	0-0	0-1	1-2-3	0	0	0	0	0	0	2
JACKSON STATE	8:51	0-0	0-0	3-6	1-1-2	1	0	1	0	1	3	3
vs. rv/rv Texas A&M	DNP – Coach's Decision											
TEXAS STATE	20:33	2-6	0-3	0-0	2-4-6	4	1	1	0	1	4	4
PENN	24:19	0-2	0-2	0-0	3-3-6	3	1	0	0	2	0	0
* WEST VIRGINIA	14:27	2-2	1-1	0-0	1-4-5	1	0	0	0	1	5	5
* at rv/rv Iowa State	5:28	0-0	0-0	0-0	0-1-1	0	0	1	0	0	0	0
* at rv/rv TCU	5:12	0-1	0-1	0-0	0-1-1	2	0	0	0	0	0	0
* #25/25 TEXAS TECH	10:06	1-4	1-3	0-0	3-1-4	0	0	0	0	0	0	3
* UCF	18:38	1-1	1-1	4-5	1-2-3	1	2	1	0	0	7	7
* at #21/19 BYU	6:36	0-0	0-0	0-0	0-1-1	0	0	0	0	0	0	0
* rv/rv KANSAS STATE	11:58	0-1	0-0	1-2	0-1-1	1	0	0	0	0	1	1
* at rv/rv Texas	4:12	0-0	0-0	0-0	0-1-1	1	0	0	0	0	0	0
* at #8/9 Kansas	3:38	0-1	0-1	0-0	0-0-0	0	0	0	0	0	0	0
* OKLAHOMA STATE	22:05	0-0	0-0	0-0	2-4-6	0	1	0	0	0	0	0
* at Cincinnati	3:57	0-0	0-0	0-0	0-1-1	0	0	0	0	0	0	0
* rv/- TEXAS	11:41	0-1	0-1	2-2	1-3-4	0	0	0	0	0	0	2
* #6/6 IOWA STATE	9:24	0-1	0-1	2-2	0-1-1	0	0	0	1	0	2	2
* at #11/11 Baylor	DNP – Injury											
* CINCINNATI	DNP – Injury											
* at rv/rv Oklahoma	DNP – Injury											
* at UCF	DNP – Injury											
* #14/15 KANSAS	DNP – Injury											
vs. (8) TCU	DNP – Injury											
vs. #25/23 (4) Texas Tech	DNP – Injury											
vs. #7/8 (2) Iowa State	DNP – Injury											
vs. (16) Longwood	14:04	0-1	0-0	1-2	2-0-2	3	0	0	0	2	2	2
vs. (9) Texas A&M	7:06	1-1	0-0	0-0	1-1-2	1	0	0	0	0	2	2
vs. #13/14 (4) Duke	13:16	1-3	1-3	0-0	0-3-3	0	0	1	0	0	3	3

### WALKER Jr.'s 2022-23 GAME-BY-GAME (9-1 • 1-0 American)

Opponent	GS	Min	FG-A	3FG-A	FT-A	O-D-T	PF	A	TO	Blk	Stl	Pts
NORTHERN COLORADO	13:38	1-2	1-2	0-0	0-1-1	3	2	0	0	0	0	3
vs. Saint Joseph's	18:09	3-6	2-4	1-2	2-2-4	5	0	0	0	1	9	9
ORAL ROBERTS	20:20	0-1	0-1	0-0	2-4-6	1	0	2	0	0	0	0
TEXAS SOUTHERN	17:47	3-6	1-3	0-0	1-3-4	2	1	0	0	1	7	7
at rv/rv Oregon	7:18	0-0	0-0	2-3	0-0-0	0	0	0	0	0	0	2
KENT STATE	DNP – Illness											
NORFOLK STATE	DNP – Illness											
vs. -/rv Saint Mary's (Calif.)	DNP – Coach's Decision											
NORTH FLORIDA	21:05	0-4	0-3	2-2	0-3-3	2	0	2	0	0	2	2
#8/10 ALABAMA	16:33	0-2	0-1	0-0	1-3-4	3	0	0	0	0	3	3
NORTH CAROLINA A&T	10:18	3-5	0-0	0-0	0-1-1	0	0	2	0	0	6	6
at #2/2 Virginia	DNP – Coach's Decision											
McNEESE	15:36	0-1	0-0	0-0	1-0-1	0	1	0	0	0	0	0
* at Tulsa	9:52	0-1	0-0	0-0	0-1-1	0	0	0	0	0	0	0

Sat out for the remainder of the season

### WALKER Jr.'s 2021-22 GAME-BY-GAME (24-4 • 15-3 American)

Opponent	GS	Min	FG-A	3FG-A	FT-A	O-D-T	PF	A	TO	Blk	Stl	Pts
HOFSTRA	DNP – Coach's Decision											
RICE	DNP – Injury											
rv/#25 VIRGINIA	DNP – Injury											
vs. Butler	DNP – Injury											
vs. Wisconsin	DNP – Injury											
vs. rv/#23 Oregon	DNP – Injury											
NORTHWESTERN STATE	DNP – Injury											
BRYANT	DNP – Injury											
ALCORN STATE	DNP – Injury											
at #9/9 Alabama	DNP – Injury											
LOUISIANA	7:09	0-3	0-2	0-0	0-0-0	1	0	0	0	0	0	0
vs. Oklahoma State	17:25	0-0	0-0	3-4	0-1-1	1	0	1	0	2	3	3
TEXAS STATE	22:39	2-4	1-3	0-0	1-4-5	1	1	0	0	0	5	5
* CINCINNATI	Postponed											
* at Temple	37:01	4-10	3-6	2-2	1-2-3	0	0	1	0	1	13	13
* at South Florida	19:11	0-4	0-4	0-0	0-1-1	1	1	1	0	0	0	0
* WICHITA STATE	12:20	1-4	1-4	2-2	0-1-1	1	1	0	0	1	5	5
* at Tulsa	30:45	1-5	0-4	0-0	0-6-6	4	1	1	0	0	2	2
* SOUTH FLORIDA	22:27	1-7	0-5	0-0	2-3-5	3	2	0	0	0	2	2
* EAST CAROLINA	17:01	1-2	1-2	0-0	1-5-6	4	0	0	0	0	3	3
* at UCF	9:28	1-1	0-0	0-0	0-0-0	3	0	0	0	1	2	2
* TULANE	25:21	4-9	1-6	2-2	3-1-4	2	0	1	0	0	11	11
* at Cincinnati	20:33	0-2	0-2	0-0	0-1-1	1	1	0	0	0	0	0
* at -/rv SMU	13:08	0-0	0-0	0-0	0-1-1	1	0	1	0	0	0	0
* MEMPHIS	11:04	0-1	0-1	0-0	1-0-1	0	0	0	0	0	0	0
* UCF	13:15	2-2	2-2	2-3	0-1-1	2	0	1	0	1	8	8
* at Wichita State	31:09	4-6	3-5	0-0	2-0-2	2	0	1	1	0	11	11
* at Tulane	20:02	1-4	1-4	0-0	1-4-5	1	2	0	0	0	3	3
* rv/rv SMU	22:10	0-1	0-1	0-1	2-5-7	3	0	0	0	0	0	0
* CINCINNATI	19:07	0-3	0-2	0-0	0-1-1	3	0	2	1	0	0	0
* TEMPLE	13:12	0-0	0-0	3-1-4	0	0	1	0	0	0	0	0
* at Memphis	12:52	0-1	0-1	0-0	1-2-3	2	1	2	0	1	0	0
vs. Cincinnati	13:06	0-0	0-0	3-3	0-1-1	2	1	0	0	0	3	3
vs. Tulane	23:19	4-7	3-4	0-0	1-5-6	1	1	1	0	1	11	11
vs. Memphis	19:40	0-2	0-2	0-0	1-0-1	0	0	1	0	0	0	0
vs. UAB	16:28	0-1	0-1	2-2	2-4-6	3	2	0	0	1	2	2
vs. #19/16 Illinois	11:55	0-0	0-0	0-0	0-0-0	1	0	0	0	0	0	0
vs. #2/2 Arizona	26:30	2-3	1-2	0-0	0-3-3	2	0	0	1	1	5	5
vs. #6/5 Villanova	8:45	0-0	0-0	0-0	0-0-0	1	0	0	0	0	0	0



## #8 MYLIK WILSON

Guard

6-2 • 175 • r-Graduate-1L (RS '22-23)

Rayville, La.-Rayville HS (Texas Tech/Louisiana)

'24 UH graduate in Psychology

Post-baccalaureate work in Health in '24-25

m.w.13 X mylikw13

## CAREER HIGHS

## Points

18, at #12/11 Kansas (1/25/25)  
30, at Appalachian State (1/6/20)

## Field Goals Made

8, at #12/11 Kansas (1/25/25)  
10, at Appalachian State (1/6/20)

## Field Goal Attempts

11, at #12/11 Kansas (1/25/25)  
11, vs. Utah (1/22/25)  
19, at Appalachian State (1/6/20)

## 3-Point Field Goals Made

2, done three times; Most recently  
at #12/11 Kansas (1/25/25)  
3, at UT Arlington (1/16/21)  
5, vs. South Alabama (1/2/20)

## 3-Point Field Goal Attempts

3, done five times; Most recently  
at #12/11 Kansas (1/25/25)  
9, vs. South Alabama (1/2/20)

## Free Throws Made

4, vs. (8) TCU (3/14/24)  
4, vs. Penn (12/30/23)  
7, at ULM (2/13/21)  
7, at Arkansas State (12/18/19)

## Free Throw Attempts

5, vs. (8) TCU (3/14/24)  
10, at Arkansas State (12/18/19)

## Rebounds

11, vs. Texas A&M-Corpus Christi (12/21/24)  
16, at UT Arlington (1/16/21)

## Offensive Rebounds

4, vs. Texas A&M-Corpus Christi (12/21/24)  
6, vs. LSU-Alexandria (12/8/20)

## Defensive Rebounds

10, vs. #7/8 (2) Iowa State (3/16/24)  
13, at UT Arlington (1/16/21)

## Assists

6, vs. Kansas (3/3/25)  
8, vs. Coastal Carolina (3/3/20)

## Steals

5, vs. Utah (1/22/25)  
5, vs. Jackson State (12/9/23)  
5, vs. New Orleans (12/15/20)  
5, vs. Coastal Carolina (3/3/20)

## Blocked Shots

3, vs. (8) TCU (3/14/24)  
3, vs. Kansas State (2/28/22)  
3, vs. ULM (2/11/21)

## Minutes Played

31:34, vs. #25/23 (4) Texas Tech (3/15/24)  
40, vs. South Alabama (3/6/21)  
40, at Appalachian State (1/6/20)Accomplished prior to Houston  
2019-21 – Louisiana | 2021-22 Texas Tech

## GRADUATE (2024-25)

Became 1,000-point scorer in his collegiate career with free throw late in first half at UCF... Led all players with four assists and added five points, three rebounds and a pair of steals in charity exhibition win vs. #13/15 Texas A&M (10/27)... Posted 15 points on 7-of-9 shooting and grabbed three rebounds with three assists and a pair of steals in season-opening win vs. Jackson State inside Fertitta Center (11/4)... Finished with 10 points on 4-of-7 shooting and added five rebounds with four assist, two steals and a blocked shot in home win over Toledo (12/18)... Posted eight points with a team-high 11 rebounds and dished out two assists with a pair of steals in home win over Texas A&M-Corpus Christi (12/21)... Scored 12 points with four rebounds in home win over BYU (1/4)... Finished with

nine point and added five rebounds with two assists in home win over TCU (1/6)... Posted seven points with five rebounds, an assist and steal in road win at UCF (1/18)... Scored four points and led the Cougars with seven rebounds and five steals in home win over Utah (1/22/25)... Poured in a Houston-career-high 18 points on 8-of-11 shooting and grabbed six rebounds in road win at #12/11 Kansas... Scooped up a loose ball on Kansas inbounds pass and drained the game-tying 3-pointer with less than two seconds remaining to force second overtime period (1/25)... Led all players with seven rebounds and scored 12 points on 5-of-8 shooting with a pair of steals in road win at Arizona State (2/18)... Finished with 10 points, five rebounds, a team-high six assists and four steals in Senior Night home win over Kansas... Swiped a Jayhawk pass and raced down court for dunk to give Cougars a 5-point lead with less than four minutes remaining (3/3).

## 2024-25 GAME-by-GAME STATISTICS (26-4 • 18-1 Big 12)

Date	Opponent	GS	Min	FG-A	3FG-FGA	FT-FTA	OR-DR	Tot	PF	A	TO	Blk	Stl	Pts
11/4/24	JACKSON STATE		20:50	7-9	1-1	0-0	1-2	3	1	3	0	0	2	15
11/9/24	vs. #11/11 Auburn		13:53	1-4	0-0	0-0	2-2	4	0	0	1	0	0	2
11/13/24	LOUISIANA		17:31	3-7	1-1	0-0	1-3	4	1	1	1	0	1	7
11/22/24	rv/- HOFSTRA		11:04	2-3	2-2	0-0	0-1	1	1	2	0	0	0	6
11/26/24	vs. #9/9 Alabama		23:35	3-9	1-2	0-0	1-4	5	2	1	1	0	1	7
11/27/24	vs. Notre Dame		5:54	0-2	0-1	0-0	1-0	1	2	0	0	0	1	0
11/30/24	vs. San Diego State		6:12	1-2	0-0	0-0	0-0	0	1	0	0	0	0	2
12/7/24	BUTLER		1:43	0-0	0-0	0-0	0-1	1	0	0	1	0	1	0
12/10/24	TROY		14:29	0-2	0-0	1-2	0-1	1	1	1	2	0	1	1
12/18/24	TOLEDO		26:47	4-7	0-1	2-2	2-3	5	1	4	3	1	2	10
12/21/24	TEXAS A&M-CORPUS CHRISTI		25:46	3-7	0-2	2-2	4-7	11	2	2	0	0	2	8
12/30/24	* at Oklahoma State		15:48	0-1	0-1	2-2	0-2	2	0	1	0	0	0	2
1/4/25	* BYU		10:42	0-2	0-1	2-2	1-1	2	2	1	1	1	0	2
1/6/25	* TCU		17:33	4-6	1-2	0-0	1-4	5	1	2	1	0	0	9
1/11/25	* at Kansas State		13:19	3-8	0-0	1-2	0-2	2	0	2	0	0	1	7
1/15/25	* rv/#25 WEST VIRGINIA		11:04	0-1	0-0	0-0	0-2	2	0	1	0	0	1	0
1/18/25	* at UCF		17:50	3-6	0-0	1-2	1-4	5	4	1	1	0	1	7
1/21/25	* UTAH		24:18	2-11	0-2	0-1	3-4	7	1	4	0	0	5	7
1/25/25	* at #12/11 Kansas		23:24	8-11	2-3	0-0	3-3	6	3	0	1	0	0	18
1/29/25	* at rv/rv West Virginia		12:36	1-3	0-1	0-0	1-4	5	1	0	3	0	0	2
2/1/25	* #22/19 TEXAS TECH		19:16	3-6	0-0	0-0	2-3	5	4	2	0	0	1	6
2/4/25	* OKLAHOMA STATE		22:58	2-8	0-1	2-2	2-2	4	0	1	1	1	3	6
2/8/25	* at Colorado		25:57	3-6	0-1	1-2	0-3	3	2	1	2	0	2	7
2/10/25	* rv/rv BAYLOR		14:38	3-8	1-2	2-2	0-1	1	1	1	2	0	1	9
2/15/25	* at #13/13 Arizona		6:08	1-2	0-0	0-0	0-1	1	0	0	0	0	1	2
2/18/25	* at Arizona State		22:53	5-8	0-0	2-2	2-5	7	1	1	0	1	2	12
2/22/25	* #8/8 IOWA STATE		8:10	0-1	0-0	0-0	0-1	1	1	0	0	0	1	0
2/24/25	* at #10/10 Texas Tech		14:02	2-5	0-0	2-2	0-3	3	3	0	2	0	1	6
3/1/25	* CINCINNATI		16:38	4-6	0-0	0-0	0-1	1	3	1	1	1	2	8
3/13/25	* KANSAS	*	27:07	4-10	0-2	2-2	1-4	5	3	6	0	0	4	10
3/8/25	* at Baylor		---	---	---	---	---	---	---	---	---	---	---	---
TBA	TBA		---	---	---	---	---	---	---	---	---	---	---	---

## CAREER STATISTICS

Year	W-L	GP-GS	MP	FG-FGA	Pct	3P-A	Pct	FT-FTA	Pct	Off-Def	Reb - Avg	PF-DQ	Ast	TO	Blk	Stl	Pts - Avg
2019-20 (at UL)	14-15	29-24	991	128-270	.474	7-21	.333	48-68	.706	34-132	166 - 5.7	79-0	85	82	18	68	333 - 11.5
2020-21 (at UL)	17-9	26-26	877	132-301	.439	13-53	.245	59-81	.728	32-111	143 - 5.5	66-1	83	56	25	52	336 - 12.9
2021-22 (at TTU)	24-8	32-5	487	31-71	.437	2-12	.167	17-27	.630	9-45	54 - 1.7	26-0	53	27	17	38	81 - 2.5
2022-23	0-0																
2023-24	31-5	36-0	574	65-147	.442	7-29	.241	22-37	.595	35-92	127 - 3.5	46-0	29	25	14	33	159 - 4.4
2024-25	26-4	30-1	499	77-164	.470	11-27	.407	20-25	.800	29-75	104 - 3.5	40-0	39	23	5	36	185 - 6.2
UH Totals	57-9	66-1	1,073	142-311	.457	18-56	.321	42-62	.677	64-167	231 - 3.5	86-0	68	48	19	69	344 - 5.2
UL Totals	31-24	55-50	1,868	260-571	.455	20-74	.270	107-149	.718	66-243	309 - 5.6	145-1	168	138	43	120	669 - 12.2
TTU Totals	24-8	32-5	487	31-71	.437	2-12	.167	17-27	.630	9-45	54 - 1.7	26-0	53	27	17	38	81 - 2.5
Totals	112-41	153-56	3,425	433-953	.454	62-202	.307	166-238	.697	139-455	594 - 3.9	257-1	289	213	79	227	1,094 - 7.2

2 NCAA National Championship Game Appearances • 6 NCAA Final Four Appearances • 25 NCAA Tournaments • 21 Conference Championships • 2 NBA Draft No. 1 Overall Picks • 12 NBA Draft First-Round Selections



Opponent	GS	Min	FG-A	3FG-A	FT-A	O-D-T	PF	A	TO	Bk	Stl	Pts
LOYOLA (N.O.)		34	5-10	0-2	1-2	0-4-4	1	4	5	1	4	11
McNEESE	*	40	3-9	0-2	0-0	4-2-6	4	5	2	2	2	6
at TCU	*	35	6-15	2-5	2-3	1-5-6	3	2	5	0	3	16
YOUNGSTOWN STATE	*	34	4-9	0-0	1-2	0-3-3	2	2	3	1	2	9
at Wyoming	*	36	1-6	0-3	0-2	2-7-9	2	0	3	0	2	2
vs. Detroit-Mercy		30	4-6	2-3	0-0	1-2-3	2	3	1	0	1	10
vs. UC Irvine		20	2-4	1-1	1-1	0-0-0	0	0	1	0	0	6
SOUTHEASTERN LOUISIANA		24	3-5	0-1	0-0	2-2-4	1	2	3	0	1	6
at Arizona State	*	35	5-10	3-4	3-5	3-5-8	3	0	6	2	3	16
LOUISIANA TECH	*	29	3-7	0-0	1-3	1-2-3	4	1	1	0	4	7
* at Arkansas State	*	36	2-6	1-1	7-10	2-2-4	4	2	2	0	1	12
* LITTLE ROCK	*	34	3-4	1-1	1-2	0-2-2	3	4	2	0	5	8
UC SANTA BARBARA	*	39	7-11	1-2	0-0	1-2-3	4	4	0	1	3	15
* SOUTH ALABAMA	*	32	6-10	5-9	0-0	1-6-7	2	3	3	1	0	17
* TROY	*	36	7-10	0-2	4-4	3-10-13	3	5	5	1	3	18
* at Appalachian State	*	40	10-19	4-8	6-8	0-9-9	2	3	2	1	5	30
* at Georgia State		DNP										
at Georgia Southern		DNP										
* UT ARLINGTON		DNP										
* TEXAS STATE		DNP										
* ULM	*	26	3-8	0-1	3-3	0-5-5	3	3	2	0	2	9
* at UT Arlington	*	30	3-10	0-4	0-0	0-4-4	2	0	1	1	2	6
* at Texas State	*	36	6-16	1-4	2-2	0-8-8	3	3	4	2	0	15
* GEORGIA STATE	*	39	6-10	1-3	3-3	2-6-8	4	1	4	1	4	16
* GEORGIA SOUTHERN	*	35	3-6	1-1	2-2	2-7-9	4	3	4	0	2	9
* at South Alabama	*	39	3-10	0-2	0-0	1-2-3	2	7	0	0	4	6
* at Troy	*	36	4-10	1-2	2-4	0-7-7	3	3	5	1	1	11
* at ULM	*	35	3-7	1-3	1-2	2-4-6	4	5	3	0	1	8
* ARKANSAS STATE	*	37	4-10	0-4	2-3	1-7-8	2	2	2	1	1	10
* at Little Rock	*	36	8-12	0-2	2-2	0-4-4	4	4	3	0	4	18
* COASTAL CAROLINA	*	36	4-6	0-1	2-3	1-1-2	1	8	2	0	5	10
* ARKANSAS STATE	*	39	6-13	3-5	2-2	2-10-12	4	2	4	1	3	17
* at Georgia Southern	*	33	4-11	1-5	0-0	2-4-6	3	4	4	1	0	9

## THE LAST TIME...

### A TEAM...

#### Poll Rankings

##### Was ranked in one national poll

#3 (1,396 pts.), Associated Press (March 3, 2025)  
#3 (707 pts.), USA TODAY Sports Coaches (March 3, 2025)  
**Was ranked in both national polls**  
#3 (1,396 pts.), Associated Press (March 3, 2025)  
#3 (707 pts.), USA TODAY Sports Coaches (March 3, 2025)

##### Received points in one national poll

#3 (1,396 pts.), Associated Press (March 3, 2025)  
#3 (707 pts.), USA TODAY Sports Coaches (March 3, 2025)  
**Received points in both national polls**  
#3 (1,396 pts.), Associated Press (March 3, 2025)  
#3 (707 pts.), USA TODAY Sports Coaches (March 3, 2025)

##### Received 50+ first-place votes in one national poll

52, Associated Press (March 11, 2024)

##### Received 40+ first-place votes in one national poll

52, Associated Press (March 11, 2024)

##### Received 35+ first-place votes in one national poll

52, Associated Press (March 11, 2024)

##### Received 30+ first-place votes in one national poll

52, Associated Press (March 11, 2024)

##### Received 20+ first-place votes in one national poll

52, Associated Press (March 11, 2024)  
29, USA TODAY Sports Coaches (March 11, 2024)

##### Received 10+ first-place votes in one national poll

52, Associated Press (March 11, 2024)  
29, USA TODAY Sports Coaches (March 11, 2024)

##### Received 10+ first-place votes in both national polls

52, Associated Press (March 11, 2024)  
29, USA TODAY Sports Coaches (March 11, 2024)

##### Received 5+ first-place votes in one national poll

52, Associated Press (March 11, 2024)  
29, USA TODAY Sports Coaches (March 11, 2024)

##### Received 5+ first-place votes in both national polls

52, Associated Press (March 11, 2024)  
29, USA TODAY Sports Coaches (March 11, 2024)

##### Received a first-place vote in one national poll

4, Associated Press (Preseason, Oct. 14, 2024)  
4, USA TODAY Sports Coaches (Oct. 23, 2024)

##### Received a first-place vote in both national polls

4, Associated Press (Preseason, Oct. 14, 2024)  
4, USA TODAY Sports Coaches (Oct. 23, 2024)

#### NET Rankings

##### Was ranked #1 in NET ranking

#1, through March 17, 2024

##### Was ranked in Top Five in NET ranking

#3, through March 5, 2025

##### Was ranked in Top 10 in NET ranking

#3, through March 5, 2025

##### Was ranked in Top 25 in NET ranking

#3, through March 5, 2025

#### vs. Ranked Teams

##### Played a ranked team

W, 69-61, at #10/10 Texas Tech (2/24/25)  
**Beat a ranked team at home**  
W, 68-59, vs. #8/8 Iowa State (2/2/25)  
**Beat a ranked team on road**  
W, 69-61, at #10/10 Texas Tech (2/24/25)  
**Beat a ranked team at neutral site**  
W, 82-59, vs. #25/23 (4) Texas Tech, Phillips 66 Big 12 Championship Semifinals (3/15/24)

##### Lost to a ranked team at home

L, 65-71, vs. #8/10 Alabama (12/10/22)

##### Lost to a ranked team on road

L, 65-78, at #8/9 Kansas (2/3/24)

##### Lost to a ranked team at neutral site

L, 80-85 (OT), vs. #9/9 Alabama, Players Era Festival (11/26/24)

#### Winning Streaks

##### Won 5+ straight games

9 (2/4/25 – present)

##### Won 10+ straight games

13 (12/7/24 – 2/1/25)

##### Won 15+ straight games

15 (11/10/18 – 1/9/19)

##### Won 20+ straight games

26 (12/17/82 – 4/4/83)

##### Won 25+ straight games

26 (12/17/82 – 4/4/83)

##### Won 30+ straight games

32 (3/25/67 – 3/16/68)

#### Losing Streaks

##### Lost 5+ straight games

6 (2/51 – 3/1/15)

##### Lost 10+ straight games

11 (1/31 – 3/4/98)

#### Buzzer Beaters

##### Won on buzzer beater

UH: 69-68, 6-foot layup on left side, by J'Wan Roberts, at UCF (1/18/25) (1.1 secs left on clock)  
67-65, 18-foot jumper to right of free throw line, by Jamal Shead, at Memphis (3/5/23) (no time left on clock)  
**Opp:** 72-71, jumper by T.J. Haws from right wing, bounced off rim and in, vs. BYU (11/15/19) (no time left on clock)

#### Margin of Victory

##### Won by 20+ Points

UH: (34) 70-36, vs. Utah (1/22/25)  
**Opp:** (28) 41-69, vs. #7/8 (2) Iowa State, Phillips 66 Big 12 Championship Title Game (3/16/24)

##### Won by 25+ Points

UH: (34) 70-36, vs. Utah (1/22/25)  
**Opp:** (28) 41-69, vs. #7/8 (2) Iowa State, Phillips 66 Big 12 Championship Title Game (3/16/24)

##### Won by 30+ Points

UH: (34) 70-36, vs. Utah (1/22/25)  
**Opp:** (37) 43-80, at rv/rv UConn (1/30/14)

##### Won by 35+ Points

UH: (36) 80-44, vs. Hofstra (11/22/24)  
**Opp:** (37) 43-80, at rv/rv UConn (1/30/14)

##### Won by 40+ Points

UH: (46) 91-45, vs. Louisiana (11/13/24)  
**Opp:** (47) 63-110, at Washington (12/24/04)

##### Won by 45+ Points

UH: (46) 91-45, vs. Louisiana (11/13/24)  
**Opp:** (47) 63-110, at Washington (12/24/04)

#### Won by 50+ Points

UH: (57) 97-40, vs. Jackson State (11/4/24)  
**Opp:** Has not happened

#### Won by 55+ Points

UH: (57) 97-40, vs. Jackson State (11/4/24)  
**Opp:** Has not happened

#### Won by 60+ Points

UH: (67) 111-44, vs. Bryant (12/3/21)  
**Opp:** Has not happened

#### Won by 65+ Points

UH: (67) 111-44, vs. Bryant (12/3/21)  
**Opp:** Has not happened

#### Won by 70+ Points

UH: (77) 158-81, vs. Valparaiso (2/24/68)  
**Opp:** Has not happened

#### Won by 75+ Points

UH: (77) 158-81, vs. Valparaiso (2/24/68)  
**Opp:** Has not happened

#### Scored 100 points and lost

L, 101-102 (2OT), at Louisiana (1/13/88)

#### in Overtime

##### Played an overtime game

L, 81-82 (OT), vs. Texas Tech (2/1/25)

##### Played a double-overtime game

W, 92-86 (2OT), at #12/11 Kansas (1/25/25)

##### Played a triple-overtime game

L, 92-101, at Tulsa (2/16/13)

##### Played a quadruple-overtime game

L, 77-78 (4OT), at TCU (2/17/81)

#### Total Points

##### Scored 150+ points

UH: W, 158-81, vs. Valparaiso (2/24/68)  
**Opp:** Has not happened

##### Scored 140+ points

UH: W, 145-78, vs. Texas Lutheran (12/8/81)  
**Opp:** Has not happened

##### Scored 130+ points

UH: W, 131-62, vs. Florida Tech (11/22/05)  
**Opp:** Has not happened

##### Scored 120+ points

UH: W, 131-62, vs. Florida Tech (11/22/05)  
**Opp:** L, 101-121, at Bowling Green (3/1/75)

##### Scored 110+ points

UH: W, 111-44, vs. Bryant (12/3/21)  
**Opp:** L, 99-112, at Nevada (11/21/09)

##### Scored 100+ points

UH: W, 100-95, vs. (9) Texas A&M, NCAA Tournament South Region Round of 32, (3/24/24)  
**Opp:** W, 100-95, vs. (9) Texas A&M, NCAA Tournament South Region Round of 32, (3/24/24)

##### Scored 95+ points

UH: W, 97-40, vs. Jackson State (11/4/24)  
**Opp:** W, 100-95, vs. (9) Texas A&M, NCAA Tournament South Region Round of 32, (3/24/24)

##### Scored 60 or fewer points

UH: L, 51-54, vs. #13/14 (4) Duke, NCAA Tournament Sweet 16 (3/29/24)  
**Opp:** W, 65-69, vs. Kansas (3/3/25)

#### Scored 55 or fewer points

UH: L, 51-54, vs. #13/14 (4) Duke, NCAA Tournament Sweet 16 (3/29/24)  
**Opp:** W, 63-49, at rv/rv West Virginia (1/29/25)

#### Scored 50 or fewer points

UH: L, 41-69, vs. #7/8 (2) Iowa State, Phillips 66 Big 12 Championship Title Game (3/16/24)  
**Opp:** W, 63-49, at rv/rv West Virginia (1/29/25)

#### Scored 45 or fewer points

UH: L, 41-69, vs. #7/8 (2) Iowa State, Phillips 66 Big 12 Championship Title Game (3/16/24)  
**Opp:** W, 70-36, vs. Utah (1/22/25)

#### Scored 40 or fewer points

UH: L, 39-42, vs. Oklahoma City (12/15/51)  
**Opp:** W, 70-36, vs. Utah (1/22/25)

#### Scored 35 or fewer points

UH: L, 34-43, vs. Louisiana (12/10/47)  
**Opp:** W, 84-31, vs. ULM (11/6/23)

#### Points in a Half

##### Scored 50+ points in a half

UH: 51 (2nd), vs. Butler, Big 12-Big East Battle (12/7/24) (W, 79-51)  
**Opp:** 50 (2nd), at Rice (11/19/19) (W, 97-89)

##### Scored 50+ points in both halves

UH: 52 (1st), 59 (2nd) vs. Bryant (12/3/21) (W, 111-44)  
**Opp:** 50 (1st), 54 (2nd), at UCF (3/7/14) (L, 83-104)

##### Scored 55+ points in a half

UH: 59 (2nd), vs. Bryant (12/3/21) (W, 111-44)  
**Opp:** 57 (1st), at #18/14 Louisville (1/16/14) (L, 52-91)

##### Scored 55+ points in both halves

UH: 56 (1st, 2nd), vs. Houston Baptist (11/26/19) (W, 112-73)

##### Scored 60+ points in a half

UH: 60 (2nd), vs. Northwestern State (11/30/21) (W, 99-58)  
**Opp:** 64, by Marshall, at C-USA Championship (3/9/11)

##### Scored 60+ points in both halves

UH: 69 (1st); 62 (2nd), vs. Florida Tech (11/22/05) (W, 131-62)  
**Opp:** Has not happened

##### Scored 65+ points in a half

UH: 65 (2nd), at Rice (11/19/19) (W, 97-89)  
**Opp:** 66 (2nd), by Purdue (Indianapolis) (12/10/93) (L, 90-114)

##### Scored 65+ points in both halves

UH: 74 (1st); 84 (2nd), vs. Valparaiso (W, 158-81)  
**Opp:** Has not happened

##### Scored 70+ points in a half

UH: 84 (2nd), vs. Valparaiso (2/24/68) (W, 158-81)  
**Opp:** Has not happened

##### Scored 70+ points in both halves

UH: 74 (1st); 84 (2nd), vs. Valparaiso (W, 158-81) (2/24/68)  
**Opp:** Has not happened

##### Scored 75+ points in a half

UH: 84 (2nd), vs. Valparaiso (2/24/68) (W, 158-81)  
**Opp:** Has not happened

## THE LAST TIME...

### Scored 80+ points in a half

UH: 84 (2nd), vs. Valparaiso (2/24/68 (W, 158-81)  
Opp: Has not happened

### Scored 85+ points in a half

UH: 85 (1st), vs. Texas Wesleyan (2/22/66)  
(W, 152-108)  
Opp: Has not happened

### Scored 25 points or fewer in a half

UH: 18 (1st), vs. rv/ Hofstra (11/22/24)  
(W, 80-44)  
Opp: 25 (1st), vs. Cincinnati (3/1/25) (W, 73-64)

### Scored 20 points or fewer in a half

UH: 18 (1st), vs. rv/ Hofstra (11/22/24)  
(W, 80-44)  
Opp: 19 (1st), at rv/rv West Virginia (1/29/25)  
(W, 63-49)

### Scored 15 points or fewer in a half

UH: 15, (1st), at Southern Miss (1/13/12)  
(L, 54-73)  
Opp: 11 (1st), vs. Troy (12/10/24) (W, 62-42)  
*Houston school record*

### Scored 10 points or fewer in a half

UH: 10 (2nd), vs. rv/rv Tulsa (2/5/15) (L, 44-57)  
Opp: Has not happened

### Field Goal Percentage

**Shot 70+ percent from field**  
UH: 70.0 (35-50), vs. Tennessee State (12/30/01)  
(W, 91-60)  
Opp: Has not happened

### Shot 65+ percent from field

UH: 66.7 0 (42-63), vs. East Carolina (2/25/18)  
(W, 109-58)  
Opp: 68.9 (31-45), at #8/9 Kansas (2/3/23)  
(L, 67-78)

### Shot 60+ percent from field

UH: 62.0 (44-71), vs. Bryant (12/3/21)  
(W, 111-44)  
Opp: 68.9 (31-45), at #8/9 Kansas (2/3/23)  
(L, 67-78)

### Shot 55 percent+ from field

UH: 53.2 (25-47), vs. #8/8 Iowa State (2/22/25)  
(W, 68-59)  
Opp: 57.9 (22-38), vs. rv/rv Baylor (2/10/25)  
(W, 76-65)

### Shot 50 percent+ from field

UH: 53.6 (30-56), vs. Cincinnati (3/1/25)  
(W, 73-64)  
Opp: 51.0 (25-49), vs. Oklahoma State (2/4/25)  
(W, 72-63)

### Shot 35 percent or less from field

UH: 26.8 (15-56), vs. #7/8 (2) Iowa State,  
Phillips 66 Big 12 Championship Title Game  
(3/16/24) (L, 41-69)  
Opp: 29.8 (17-57), at #10/10 Texas Tech (2/24/25)  
(W, 69-61)

### Shot 30 percent or less from field

UH: 26.8 (15-56), vs. #7/8 (2) Iowa State,  
Phillips 66 Big 12 Championship Title Game  
(3/16/24) (L, 41-69)  
Opp: 29.8 (17-57), at #10/10 Texas Tech (2/24/25)  
(W, 69-61)

### Shot 25 percent or less from field

UH: 23.8 (15-63), vs. Kent State (11/26/22)  
(W, 49-44)  
Opp: 24.0 (12-50), vs. Troy (12/10/24) (W, 62-42)

### Shot 20 percent or less from field

UH: TBD  
Opp: 15.9 (7-44), vs. UCF (1/20/24) (W, 57-42)

### 3-Point Field Goals Made

**Made 19+ 3-pointers**  
UH: 19, vs. Florida Tech (Nov. 22, 2005)  
(W, 131-62)  
Opp: Has not happened

### Made 18+ 3-pointers

UH: 18, vs. East Carolina (2/25/18) (W, 109-58)  
Opp: Has not happened

### Made 17+ 3-pointers

UH: 18, vs. Norfolk State (11/29/22) (W, 100-52)  
Opp: Has not happened

### Made 16+ 3-pointers

UH: 16, vs. BYU (1/4/25) (W, 86-55)  
Opp: Has not happened

### Made 15+ 3-pointers

UH: 16, vs. BYU (1/4/25) (W, 86-55)  
Opp: 15, at #18/14 Louisville (1/16/14) (L, 52-91)

### Made 14+ 3-pointers

UH: 16, vs. BYU (1/4/25) (W, 86-55)  
Opp: 14, vs. Vermont, Gulf Coast Showcase  
Championship (11/23/16) (W, 72-71)

### Made 13+ 3-pointers

UH: 16, vs. BYU (1/4/25) (W, 86-55)  
Opp: 13, vs. Lamar (11/25/20)

### Made 12+ 3-pointers

UH: 16, vs. BYU (1/4/25) (W, 86-55)  
Opp: 12, vs. #22/19 Texas Tech (2/1/25)  
(L, 81-82 OT)

### Made 11+ 3-pointers

UH: 11, at Arizona State (2/18/25) (W, 80-65)  
Opp: 12, vs. #22/19 Texas Tech (2/1/25)  
(L, 81-82 OT)

### Made 10+ 3-pointers

UH: 10, vs. #8/8 Iowa State (2/22/25) (W, 68-59)  
Opp: 12, vs. #22/19 Texas Tech (2/1/25)  
(L, 81-82 OT)

### Made 3 or fewer 3-pointers

UH: 3, at UCF (1/18/25) (W, 69-68)  
Opp: 3, vs. TCU (1/6/25) (W, 65-46)

### Made 2 or fewer 3-pointers

UH: 2, vs. #13/14 (4) Duke,  
NCAA Tournament Sweet 16 (3/29/24)  
(L, 51-54)  
Opp: 2, vs. (8) TCU, Big 12 Championship  
Quarterfinals (3/15/24) (W, 60-45)

### Made 1 or fewer 3-pointer

UH: 1, vs. #6/5 Villanova, NCAA Tournament  
Elite Eight (3/26/22) (L, 44-50)  
Opp: 1, vs. Norfolk State (11/29/22) (W, 100-52)

### Did not make a 3-pointer

UH: vs. Saint Louis (3/7/01), C-USA Tournament  
(L, 65-78)  
*Current streak of 783 straight games through March 4, 2025*  
Opp: at Tulsa (1/4/15) (L, 54-72)  
*Current streak of 357 straight games through March 4, 2025*

### 3-Point Field Goal Attempts

**Attempted 40+ 3-pointers**  
UH: 42, at UCF (2/2/08) (W, 84-81)  
Opp: 43, vs. Hofstra (11/9/21) (W, 83-75 OT)

### Attempted 35+ 3-pointers

UH: 35, vs. ULM (11/6/23) (W, 84-31)  
Opp: 38, at #21/19 BYU (1/23/24) (W, 75-68)

### Attempted 30+ 3-pointers

UH: 34, vs. BYU (1/4/25) (W, 86-55)  
Opp: 30, at #10/10 Texas Tech (2/24/25)  
(W, 69-61)

### Attempted 25+ 3-pointers

UH: 25, at #12/11 Kansas (1/25/25)  
(W, 92-86, 2OT)  
Opp: 30, at #10/10 Texas Tech (2/24/25)  
(W, 69-61)

### Attempted 20+ 3-pointers

UH: 20, vs. Kansas (3/3/25) (W, 65-59)  
Opp: 20, vs. Cincinnati (3/1/25) (W, 73-64)

### Attempted 15+ 3-pointers

UH: 20, vs. Kansas (3/3/25) (W, 65-59)  
Opp: 20, vs. Cincinnati (3/1/25) (W, 73-64)

### 3-Point Field Goal Percentage

**Shot 60 percent or higher from 3-pt line**  
UH: 60.0 (12-20), vs. Jackson State (11/4/24)  
(W, 97-40)  
Opp: 60.0 (9-15), vs. rv/rv Baylor (2/10/25)  
(W, 76-65)

### Shot 50 percent or higher from 3-pt line

UH: 50.0 (6-12), at #10/10 Texas Tech (2/24/25)  
(W, 69-61)  
Opp: 60.0 (9-15), vs. rv/rv Baylor (2/10/25)  
(W, 76-65)

### Shot 45 percent or higher from 3-pt line

UH: 50.0 (6-12), at #10/10 Texas Tech (2/24/25)  
(W, 69-61)  
Opp: 60.0 (9-15), vs. rv/rv Baylor (2/10/25)  
(W, 76-65)

### Shot 40 percent or higher from 3-pt line

UH: 50.0 (6-12), at #10/10 Texas Tech (2/24/25)  
(W, 69-61)  
Opp: 41.7 (5-12), vs. Kansas (3/3/25) (W, 65-59)

### Shot 30 percent or higher from 3-pt line

UH: 35.0 (7-20), vs. Kansas (3/3/25) (W, 65-59)  
Opp: 41.7 (5-12), vs. Kansas (3/3/25) (W, 65-59)

### Shot 20 percent or less from 3-pt line

UH: 16.7 (4-24), vs. Toledo (12/18/24) (W, 78-49)  
Opp: 20.0 (6-30), at #10/10 Texas Tech (2/24/25)  
(W, 69-61)

### Shot 10 percent or less from 3-pt line

UH: 5.0 (1-20), vs. #6/5 Villanova,  
NCAA Tournament Elite Eight (3/26/22) (L, 44-50)  
Opp: 10.0 (2-20), vs. (8) TCU, Big 12  
Championship Quarterfinals (3/15/24)  
(W, 60-45)

### Free Throws Made

**Made 40+ free throws**  
UH: 40, vs. Southwestern (12/12/77)  
Opp: 42, vs. Texas Tech, SWC Classic (3/10/94)  
(L, 86-110)

### Made 35+ free throws

UH: 35, vs. Southern Miss (1/23/02)  
Opp: 36, vs. Wyoming, Global Sports Classic  
Championship Round (12/22/15)

### Made 30+ free throws

UH: 31, vs. South Carolina (12/5/20) (W, 77-67)  
Opp: 30, vs. #9/9 Alabama, Players Era Festival  
(11/26/24) (L, 80-85 OT)

### Made 25+ free throws

UH: 26, vs. #9/9 Alabama, Players Era Festival  
(11/26/24) (L, 80-85 OT)  
Opp: 30, vs. #9/9 Alabama, Players Era Festival  
(11/26/24) (L, 80-85 OT)

### Made 20+ free throws

UH: 21, vs. Texas A&M-Corpus Christi  
(12/21/24) (W, 87-51)  
Opp: 21, at #10/10 Texas Tech (2/24/25)  
(W, 69-61)

### Made 10 or fewer free throws

UH: 10, vs. Cincinnati (3/1/25) (W, 73-64)  
Opp: 6, vs. Cincinnati (3/1/25) (W, 73-64)

### Made 5 or fewer free throws

UH: 5, vs. TCU (1/6/25) (W, 65-46)  
Opp: 5, at rv/rv West Virginia (1/29/25)  
(W, 63-49)

### Made 3 or fewer free throws

UH: 3, vs. #25/25 Texas Tech (11/17/24) (W, 77-54)  
Opp: 3, vs. Stetson (11/13/23) (W, 79-48)

### Made 2 or fewer free throws

UH: 1, at Oklahoma State (12/8/18) (W, 63-53)  
Opp: 2, vs. McNeese (12/21/22) (W, 83-44)

### Made 1 or fewer free throws

UH: 1, at Oklahoma State (12/8/18) (W, 63-53)  
Opp: 1, vs. Rice (1/9/91) (W, 80-73)

### Made 0 free throws

UH: 0, at TCU (1/19/05) (L, 51-58)  
Opp: Has not happened

### Free Throws Attempts

**Attempted 50+ free throws**  
UH: 53, vs. Southwestern (12/12/77)  
Opp: 50, at Tulsa (2/16/13) (L, 92-101, 3OT)

### Attempted 45+ free throws

UH: 45, vs. Texas Southern (12/23/00) (L, 68-71)  
Opp: 45, vs. (9) Texas A&M,  
NCAA Tournament South Region Round of 32,  
(3/24/24) (W, 100-95, OT)

### Attempted 40+ free throws

UH: 43, vs. Houston Baptist (12/16/14) (W, 83-76)  
Opp: 41, vs. #9/9 Alabama, Players Era Festival  
(11/26/24) (L, 80-85 OT)

### Attempted 35+ free throws

UH: 38, vs. South Carolina (12/5/20) (W, 77-67)  
Opp: 41, vs. #9/9 Alabama, Players Era Festival  
(11/26/24) (L, 80-85 OT)

### Attempted 30+ free throws

UH: 33, vs. #9/9 Alabama, Players Era Festival  
(11/26/24) (L, 80-85 OT)  
Opp: 34, vs. #22/19 Texas Tech (2/1/25)  
(L, 81-82 OT)

### Attempted 10 or fewer free throws

UH: 10, vs. #8/8 Iowa State (2/22/25) (W, 68-59)  
Opp: 8, vs. Cincinnati (3/1/25) (W, 73-64)

### Attempted 5 or fewer free throws

UH: 3, vs. #25/25 Texas Tech (11/17/24) (W, 77-54)  
Opp: 5, vs. Stetson (11/13/23) (W, 79-48)

### Attempted 3 or fewer free throws

UH: 3, vs. #25/25 Texas Tech (11/17/24) (W, 77-54)  
Opp: 2, vs. TCU (2/1/85) (L, 80-85)



## THE LAST TIME...

### Attempted 2 or fewer free throws

**UH:** 2, at Oklahoma State (12/8/18) (W, 63-53)  
**Opp:** 2, vs. TCU (2/1/85) (L, 80-85)

### Attempted 1 or fewer free throws

**UH:** 1, vs. SMU (2/16/11) (L, 51-65)  
**Opp:** Has not happened

### Free Throw Percentage

#### Shot 100 percent from FT line

**UH:** 100.0 (6-6), at rv/rv West Virginia (1/29/25) (W, 63-49)

**Opp:** 100.0 (15-15), vs. #6/5 Villanova, NCAA Tournament Elite Eight (3/26/22) (L, 44-50)

#### Shot 90 percent or higher from FT line

**UH:** 100.0 (6-6), at rv/rv West Virginia (1/29/25) (W, 63-49)

**Opp:** 93.8 (15-16), vs. Longwood, NCAA Tournament South Region First Round (3/22/24) (W, 86-46)

#### Shot 80 percent or higher from FT line

**UH:** 83.3 (10-14), vs. Cincinnati (3/1/25) (W, 73-64)

**Opp:** 84.2 (16-19), vs. Kansas (3/3/25) (W, 65-59)

#### Shot 70 percent or higher from FT line

**UH:** 71.4 (10-14), vs. Kansas (3/3/25) (W, 65-59)

**Opp:** 84.2 (16-19), vs. Kansas (3/3/25) (W, 65-59)

#### Shot 60 percent or higher from FT line

**UH:** 71.4 (10-14), vs. Kansas (3/3/25) (W, 65-59)

**Opp:** 84.2 (16-19), vs. Kansas (3/3/25) (W, 65-59)

#### Shot 50 percent or less from FT line

**UH:** 50.0 (9-18), at UCF (3/6/24) (W, 67-59)

**Opp:** 50.0 (6-12), vs. Oklahoma State (2/4/25) (W, 72-63)

#### Shot 40 percent or less from FT line

**UH:** 36.4 (4-11), at #8/8 Cincinnati (1/31/18) (L, 70-80)

**Opp:** 35.3 (6-17), vs. ULM (11/6/23) (W, 84-31)

### Rebounds

#### Had 60+ Rebounds

**UH:** 62, vs. Morgan State (11/22/14) (W, 72-57)  
**Opp:** 65, vs. Georgetown (St. Petersburg, Fla.) (12/29/90) (L, 51-63)

#### Had 50+ Rebounds

**UH:** 50, vs. Toledo (12/18/24) (W, 78-49)  
**Opp:** 55, vs. (8) TCU, Big 12 Championship Quarterfinals (3/15/24) (W, 60-45)

#### Had 40+ Rebounds

**UH:** 40, vs. Oklahoma State (2/4/25) (W, 72-63)  
**Opp:** 40, at #10/10 Texas Tech (2/24/25) (W, 69-61)

#### Had 30+ Rebounds

**UH:** 37, vs. Kansas (3/3/25) (W, 65-59)  
**Opp:** 34, vs. Kansas (3/3/25) (W, 65-59)

#### Had 20 or fewer Rebounds

**UH:** 18, vs. Southeastern Louisiana (12/18/04) (W, 68-61)

**Opp:** 20, vs. rv/rv Baylor (2/10/25) (W, 76-65)

### Rebounding Margin

#### Had +49 Rebound Margin

**UH:** Has not happened  
**Opp:** +49 (70-21), at #10 Bradley (1/11/58) (L, 80-116)

#### Had +48 Rebound Margin

**UH:** Has not happened  
**Opp:** +49 (70-21), at #10 Bradley (1/11/58) (L, 80-116)

#### Had +47 Rebound Margin

**UH:** Has not happened  
**Opp:** +49 (70-21), at #10 Bradley (1/11/58) (L, 80-116)

#### Had +45 Rebound Margin

**UH:** +45 (72-27), vs. St. Mary's (Texas) (2/15/67) (W, 110-79)  
**Opp:** +47 (74-27), vs. Notre Dame (1/9/65) (L, 80-10)

#### Had +44 Rebound Margin

**UH:** +44 (72-27), at West Texas A&M (2/23/67) (W, 120-76)  
**Opp:** +47 (74-27), vs. Notre Dame (1/9/65) (L, 80-10)

#### Had +43 Rebound Margin

**UH:** +44 (72-27), at West Texas A&M (2/23/67) (W, 120-76)  
**Opp:** +47 (74-27), vs. Notre Dame (1/9/65) (L, 80-10)

#### Had +41 Rebound Margin

**UH:** +42 (68-26), vs. Valparaiso (2/24/68) (W, 158-81)  
**Opp:** +47 (74-27), vs. Notre Dame (1/9/65) (L, 80-10)

#### Had +40 Rebound Margin

**UH:** +42 (68-26), vs. Valparaiso (2/24/68) (W, 158-81)  
**Opp:** +47 (74-27), vs. Notre Dame (1/9/65) (L, 80-10)

#### Had +38 Rebound Margin

**UH:** +38 (65-27), vs. UNLV (1/20/71) (W, 130-73)  
**Opp:** +47 (74-27), vs. Notre Dame (1/9/65) (L, 80-10)

#### Had +37 Rebound Margin

**UH:** +37 (75-38), vs. Trinity (12/11/76) (W, 124-67)  
**Opp:** +47 (74-27), vs. Notre Dame (1/9/65) (L, 80-10)

#### Had +36 Rebound Margin

**UH:** +37 (75-38), vs. Trinity (12/11/76) (W, 124-67)  
**Opp:** +47 (74-27), vs. Notre Dame (1/9/65) (L, 80-10)

#### Had +35 Rebound Margin

**UH:** +35 (65-30), vs. Nevada (12/2/89) (W, 109-68)  
**Opp:** +47 (74-27), vs. Notre Dame (1/9/65) (L, 80-10)

#### Had +32 Rebound Margin

**UH:** +35 (65-30), vs. Nevada (12/2/89) (W, 109-68)  
**Opp:** +32 (26-58), at Arizona (12/17/06) (L, 62-87)

#### Had +30 Rebound Margin

**UH:** +31 (53-22), vs. East Carolina (2/25/18) (W, 109-58)  
**Opp:** +31 (26-57), at Nevada (11/21/09) (L, 99-112)

### Had +28 Rebound Margin

**UH:** +28 (54-26), vs. SMU (1/5/23) (W, 87-53)  
**Opp:** +31 (26-57), at Nevada (11/21/09) (L, 99-112)

### Had +25 Rebound Margin

**UH:** +26 (53-27), vs. Tulsa (2/8/23) (W, 80-42)  
**Opp:** +27 (25-52), at UTSA (1/1/10) (L, 82-83)

### Had +20 Rebound Margin

**UH:** +24 (44-20), at Kansas State (1/11/25) (W, 87-57)  
**Opp:** +22 (23-45), vs. South Florida (12/30/15) (W, 73-67)

### Had +15 Rebound Margin

**UH:** +16 (40-24), vs. Oklahoma State (2/4/25) (W, 72-63)  
**Opp:** +16 (24-40), at #8/9 Kansas (2/3/24) (L, 65-78)

### Had +10 Rebound Margin

**UH:** +11 (36-25), at Arizona State (2/18/25) (W, 80-65)  
**Opp:** +14 (35-49), vs. (9) Texas A&M, NCAA Tournament South Region Round of 32 (3/24/24) (W, 100-95 OT)

### Had +5 Rebound Margin

**UH:** +7 (29-22), vs. #8/8 Iowa State (2/22/25) (W, 68-59)  
**Opp:** +7 (33-40), at #10/10 Texas Tech (2/24/25) (W, 69-61)

### Had +3 Rebound Margin

**UH:** +3 (37-34), vs. Kansas (3/3/25) (W, 65-59)  
**Opp:** +4 (32-28), vs. Cincinnati (3/1/25) (W, 73-64)

### Had +1 Rebound Margin

**UH:** +3 (37-34), vs. Kansas (3/3/25) (W, 65-59)  
**Opp:** +74 (32-28), vs. Cincinnati (3/1/25) (W, 73-64)

### Had Even Rebound Margin

**UH:** (33-33), vs. #11/11 Auburn, Battleground 2k24 (11/13/24) (L, 69-74)

### Assists

#### Recorded 35+ assists

**UH:** 35, vs. SMU (1/8/83) (W, 105-71)  
**Opp:** Has not happened

#### Recorded 30+ assists

**UH:** 31, vs. East Carolina (2/25/18) (W, 109-58)  
**Opp:** 30, at Charlotte (12/28/98) (L, 75-105)

#### Recorded 25+ assists

**UH:** 26, vs. Norfolk State (11/29/22) (W, 100-52)  
**Opp:** 25, at rv/rv SMU (1/21/17) (L, 64-85)

#### Recorded 20+ assists

**UH:** 20, vs. rv/- Hofstra (11/22/24) (W, 80-44)  
**Opp:** 20, at #12/11 Kansas (1/25/25) (W, 92-86, 2OT)

#### Recorded 15+ assists

**UH:** 15, at Arizona State (2/18/25) (W, 80-65)  
**Opp:** 10, vs. rv/rv Baylor (2/10/25) (W, 76-65)

#### Recorded 10+ assists

**UH:** 12, at #10/10 Texas Tech (2/24/25) (W, 69-61)  
**Opp:** 12, vs. Kansas (3/3/25) (W, 65-59)

#### Recorded 5 or fewer assists

**UH:** 13, vs. Louisiana (11/13/24) (W, 91-45)  
**Opp:** 4, vs. TCU (1/6/25) (W, 65-46)

### Recorded 3 or fewer assists

**UH:** 3, vs. Boise State (11/27/20) (W, 68-58)  
**Opp:** 3, vs. Saint Joseph's, Veterans Classic (11/11/22) (W, 81-55)

### Blocked Shots

#### Recorded 15+ blocks

**UH:** 15, vs. #13 Villanova (3/27/83), NCAA Tournament Midwest Regional championship (W, 89-71)  
**Opp:** Has not happened

#### Recorded 10+ blocks

**UH:** 11, vs. Utah (1/22/25) (W, 70-36)  
**Opp:** 10, at Cincinnati (2/1/20) (L, 62-64)

#### Recorded 5+ blocks

**UH:** 6, vs. Kansas (3/3/25) (W, 65-59)  
**Opp:** 5, vs. Kansas (3/3/25) (W, 65-59)

#### Recorded 0 blocks

**UH:** 0, at Tulane (2/23/22) (W, 81-67)  
**Opp:** 0, vs. rv/rv Baylor (2/10/25) (W, 76-65)

### Steals

#### Recorded 20+ steals

**UH:** 22, vs. McNeese (12/31/05) (W, 78-67)  
**Opp:** 21, vs. Texas (1/29/94 L, 78-110)

#### Recorded 15+ steals

**UH:** 16, vs. Kansas (3/3/25) (W, 65-59)  
**Opp:** 18, vs. Arkansas-Pine Bluff, Continental Tire Las Vegas Classic Regional Round (12/17/14) (L, 56-61 OT)

#### Recorded 10+ steals

**UH:** 16, vs. Kansas (3/3/25) (W, 65-59)  
**Opp:** 10, vs. #8/8 Iowa State (2/22/25) (W, 68-59)

#### Recorded 5+ steals

**UH:** 7, vs. Cincinnati (3/1/25) (W, 73-64)  
**Opp:** 6, vs. Cincinnati (3/1/25) (W, 73-64)

### Turnovers

#### Recorded 30+ turnovers

**UH:** NA  
**Opp:** 30, vs. Louisiana College (11/19/12) (W, 106-59)

#### Recorded 25+ turnovers

**UH:** 26, vs. Nicholls (11/12/10) (W, 63-62 OT)  
**Opp:** 26, vs. Utah (1/22/25) (W, 70-36)

#### Recorded 20+ turnovers

**UH:** 23, vs. Kent State (11/26/22) (W, 49-44)  
**Opp:** 20, vs. Kansas (3/3/25) (W, 65-59)

#### Recorded 15+ turnovers

**UH:** 17, vs. #8/8 Iowa State (2/22/25) (W, 68-59)  
**Opp:** 20, vs. Kansas (3/3/25) (W, 65-59)

#### Recorded 10+ turnovers

**UH:** 17, vs. #8/8 Iowa State (2/22/25) (W, 68-59)  
**Opp:** 20, vs. Kansas (3/3/25) (W, 65-59)

#### Recorded 5 or fewer turnovers

**UH:** 5, vs. Utah (1/22/25) (W, 70-36)  
**Opp:** 12, at rv/rv West Virginia (1/29/25) (W, 63-49)

#### Recorded 3 or fewer turnovers

**UH:** 3, at #8/9 Kansas (2/3/24) (L, 65-78)  
**Opp:** NA

#### Recorded 2 or fewer turnovers

**UH:** 1, vs. UConn (2/1/15) (W, 70-68)  
**Opp:** NA

## THE LAST TIME...

### Fouls

#### Recorded 36+ fouls

UH: 36, vs. Tulsa (2/16/13) (L, 92-101)  
Opp: NA

#### Recorded 35+ fouls

UH: 35, vs. Wyoming, Global Sports Classic Third/Championship Rounds (12/22/15) (W, 94-89 2OT)  
Opp: NA

#### Recorded 30+ fouls

UH: 30, vs. #9/9 Alabama, Players Era Festival (11/26/24) (L, 80-85 OT)  
Opp: 30, vs. UConn (1/23/20) (W, 63-59)

#### Recorded 25+ fouls

UH: 30, vs. #9/9 Alabama, Players Era Festival (11/26/24) (L, 80-85 OT)  
Opp: 25, vs. #9/9 Alabama, Players Era Festival (11/26/24) (L, 80-85 OT)

#### Recorded 20+ fouls

UH: 20, at Arizona State (2/18/25) (W, 80-65)  
Opp: 22, vs. #22/19 Texas Tech (2/1/25) (L, 81-82 OT)

#### Recorded 15+ fouls

UH: 15, vs. Kansas (3/3/25) (W, 65-59)  
Opp: 17, vs. Cincinnati (3/1/25) (W, 73-64)

#### Recorded 12 or fewer fouls

UH: 12, vs. Oklahoma State (2/4/25) (W, 72-63)  
Opp: 11, at #13/13 Arizona (2/15/25) (W, 62-58)

#### Recorded 10 or fewer fouls

UH: 10, vs. Dayton, Shriners Childrens Charleston Classic Title Game (11/19/23) (W, 69-55)  
Opp: 10, at Oklahoma State (12/30/24) (W, 60-47)

#### Recorded 8 or fewer fouls

UH: 4, vs. McNeese (12/21/22) (W, 83-44)  
Opp: 8, vs. Our Lady of the Lake (2/6/21) (W, 112-46)

#### Recorded 7 or fewer fouls

UH: 4, vs. McNeese (12/21/22) (W, 83-44)  
Opp: 6, at UCF (2/15/15) (L, 54-56)

#### Recorded 6 or fewer fouls

UH: 4, vs. McNeese (12/21/22) (W, 83-44)  
Opp: 6, at UCF (2/15/15) (L, 54-56)

### A PLAYER...

#### Triple-Doubles

##### Recorded a triple-double

UH: DeJon Jarreau (15 pts., 10 rebs., 10 asts.), vs. Tulane, American Championship Quarterfinals (3/12/21) (W, 77-52)  
Opp: Jalen James (12 pts., 13 rebs., 10 asts.), vs. San Jose State (12/7/13) (L, 68-72)

#### Double-Doubles

##### Recorded a points-rebounds double-double

UH: J'Wan Roberts (14 pts, 10 rebs), vs. Oklahoma State (2/4/25) (W, 72-63)  
Opp: Hunter Dickinson (17 pts, 12 rebs), vs. Kansas (3/3/25) (W, 65-59)

##### Recorded a points-assists double-double

UH: Jamal Shead (21pts, 10 asts), vs. (9) Texas A&M, NCAA Tournament South Region Round of 32, (3/24/24) (W, 100-95, OT)  
Opp: Davion Mitchell (12 pts, 11 asts), vs. #3/3 Baylor, NCAA Tournament Final Four (4/4/21) (L, 59-78)

##### Had two players record a double-double

UH: Josh Carlton (23 pts, 11 rebs), Kyler Edwards (11 pts, 13 rebs), at Wichita State (2/20/22) (W, 76-74 2OT)  
Opp: Grant Nelson (13 pts, 10 rebs), Mouhamed Dioubate (10 pts., 16 rebs), vs. #9/9 Alabama, Players Era Festival (11/26/24) (L, 80-85 OT)

##### Had three players record a double-double

UH: J'Wan Roberts (10 pts, 11 rebs), Kyron Powell (11 pts, 13 rebs), Jamal Shead (20 pts, 11 asts), vs. Our Lady of the Lake (2/6/21) (W, 112-46)  
Opp: NA

##### Recorded four straight double-doubles

UH: TaShawn Thomas (24 pts, 17 rebs, at George Mason, CBI Quarterfinals; 15 pts., 10 rebs., vs. Texas, CBI First Round, 3/20/13; 15 pts., 11 rebs., vs. UTEP, C-USA Championship Quarterfinals, 3/14/13; 16 pts, 10 rebs., vs. Rice, C-USA Championship First Round, 3/13/13)

##### Recorded three straight double-doubles

UH: Devonta Pollard (17 pts, 10 rebs), vs. Houston Baptist (12/16/14) (W, 83-76); (22 pts, 10 rebs), vs. Abilene Christian (12/6/14) (W, 71-59); (10 pts., 10 rebs.), vs. UT Rio Grande Valley (12/4/14) (W, 71-59)

##### Recorded consecutive double-doubles

UH: J'Wan Roberts (11 pts, 12 rebs), vs. Northern Kentucky, NCAA Tournament First Round (3/16/23) (W, 63-52) (12 pts, 20 rebs.), vs. Memphis, The American Championship Title Game (3/12/23) (L, 65-75)

### Points Scored

#### Scored 60+ points

UH: 62, Elvin Hayes, vs. Valparaiso (2/24/68) (W, 158-81)  
Opp: Has not happened

#### Scored 55+ points

UH: 62, Elvin Hayes, vs. Valparaiso (2/24/68) (W, 158-81)  
Opp: Has not happened

#### Scored 50+ points

UH: 52, Robert McKiver, vs. Southern Miss (2/27/08)  
Opp: 50, Ron Schlieman, North Dakota State (12/7/67)

#### Scored 45+ points

UH: 52, Robert McKiver, vs. Southern Miss (2/27/08)  
Opp: 50, Ron Schlieman, vs. North Dakota State (12/7/67)

#### Scored 40+ points

UH: 52, Robert McKiver, vs. Southern Miss (2/27/08)  
Opp: 42, Russ Smith, #5/5 Louisville, American Championship Semifinals (3/14/14) (L, 65-94)

#### Scored 35+ points

UH: 39, Rob Gray, vs. San Diego State, NCAA Tournament First Round, (3/16/18) (W, 67-65)  
Opp: 42, Russ Smith, #5/5 Louisville, American Championship Semifinals (3/14/14) (L, 65-94)

#### Scored 30+ points

UH: 30, LJ Cryer, vs. #9/9 Alabama, Players Era Festival (11/26/24) (L, 80-85 OT)  
Opp: 34, Wade Taylor IV, vs. rv/rv Texas A&M, The Halal Guys Showcase (12/16/23) (W, 70-66)

#### Scored 25+ points

UH: 28, LJ Cryer, vs. #8/8 Iowa State (2/22/25) (W, 68-59)  
Opp: 26, Alston Mason, at Arizona State (2/18/25) (W, 80-65)

#### Scored 20+ points

UH: 22, LJ Cryer, vs. Kansas (3/3/25) (W, 65-59)  
Opp: 26, Alston Mason, at Arizona State (2/18/25) (W, 80-65)

#### Scored 20+ points in first half

UH: 20, Fabian White Jr., vs. Cincinnati (3/1/22) (W, 71-53)  
Opp: 20, Kendrick Davis, vs. Memphis, The American Championship Title Game (3/12/23) (L, 65-75)

### 30-Point Game Streaks

#### Scored 30+ points in 3+ straight games

UH: 3, Aubrey Coleman (37, vs. Marshall, 1/30/10; 32, at Memphis, 1/23/10; 30, vs. UCF, 1/20/10)

#### Scored 30+ points in 2+ straight games

UH: 2, Damyean Dotson, 32, at Tulane (2/8/17) (W, 91-62); 31, vs. UCF (2/1/17) (W, 82-64)

### 20-Point Game Streaks

#### Scored 20+ points in 8+ straight games

UH: 11, Aubrey Coleman 29, at WKU (2/9/10) (W, 74-72) 22, vs. Southern Miss (2/6/10) (L, 55-57) 23, at UTEP (2/3/10) (L, 58-65) 37, vs. Marshall (1/30/10) (W, 81-66) 32, at Memphis (1/23/10) (L, 77-92) 30, vs. UCF (1/20/10) (L, 71-78) 25, at East Carolina (1/16/10) (W, 74-55) 22, vs. UTEP (1/13/10) (W, 75-65) 25, vs. Tulsa (1/9/10) (L, 80-86) 22, at Rice (1/6/10) (W, 83-66) 28, at Iowa State (1/3/10) (L, 75-82, 20T)

#### Scored 20+ points in 7+ straight games

UH: 11, Aubrey Coleman 29, at WKU (2/9/10) (W, 74-72) 22, vs. Southern Miss (2/6/10) (L, 55-57) 23, at UTEP (2/3/10) (L, 58-65) 37, vs. Marshall (1/30/10) (W, 81-66) 32, at Memphis (1/23/10) (L, 77-92) 30, vs. UCF (1/20/10) (L, 71-78) 25, at East Carolina (1/16/10) (W, 74-55) 22, vs. UTEP (1/13/10) (W, 75-65) 25, vs. Tulsa (1/9/10) (L, 80-86) 22, at Rice (1/6/10) (W, 83-66) 28, at Iowa State (1/3/10) (L, 75-82, 20T)

#### Scored 20+ points in 6+ straight games

UH: 6, Marcus Sasser 22, vs. Wichita State (3/2/23) (W, 83-66) 22, at East Carolina (2/25/23) (W, 76-57) 22, vs. Tulane (2/22/23) (W, 89-59) 20, vs. Memphis (2/19/23) (W, 72-64) 20, at SMU (2/16/23) (W, 80-65) 25, vs. Tulsa (2/8/23) (W, 80-42)

#### Scored 20+ points in 5+ straight games

UH: 6, Marcus Sasser 22, vs. Wichita State (3/2/23) (W, 83-66) 22, at East Carolina (2/25/23) (W, 76-57) 22, vs. Tulane (2/22/23) (W, 89-59) 20, vs. Memphis (2/19/23) (W, 72-64) 20, at SMU (2/16/23) (W, 80-65) 25, vs. Tulsa (2/8/23) (W, 80-42)

#### Scored 20+ points in 4+ straight games

UH: 5, Marcus Sasser 22, at East Carolina (2/25/23) (W, 76-57) 22, vs. Tulane (2/22/23) (W, 89-59) 20, vs. Memphis (2/19/23) (W, 72-64) 20, at SMU (2/16/23) (W, 80-65) 25, vs. Tulsa (2/8/23) (W, 80-42)

#### Scored 20+ points in 3+ straight games

UH: 3, LJ Cryer 20, vs. Troy (12/10/24) (W, 62-42) 20, vs. Butler, Big 12-Big East Battle (12/7/24) (W, 79-51) 21, vs. San Diego State, Players Era Festival (11/30/24) (L, 70-73 OT)

#### Scored 20+ points in 2+ straight games

UH: 2, LJ Cryer 22, vs. Kansas (3/3/25) (W, 65-59) 20, vs. Cincinnati (3/1/25) (W, 73-64)

## THE LAST TIME...

### Double-Digit Scorers

#### Had 7+ players score in double digits

**UH:** Lamar Roberson (25), Oliver Lafayette (19), Jahmar Thorpe (15), Ramon Dyer (14), Corey Bloom (13), Sergio de Randamie (11), Tristan Martin (10), vs. Florida Tech (11/22/05) (W, 131-62)

**Opp:** NA

#### Had 6+ players score in double digits

**UH:** Quentin Grimes (18), Tramon Mark (15), Marcus Sasser (14), Fabian White Jr. (12), Justin Gorham (10), Brison Gresham (10), vs. Cleveland State, NCAA Tournament First Round (3/19/21) (W, 87-56)

**Opp:** Julian Washburn (20), Jacques Streeter (13), Konner Tucker (12), McKenzie Moore (11), Cedrick Lang (10), Jalen Ragland, vs. UTEP, C-USA Championship Quarterfinals (3/14/13) (L, 69-80)

#### Had 5+ players score in double digits

**UH:** LJ Cryer (14), Milos Uzan (12), Terrance Arceneaux (11), J'Wan Roberts (10), Emanuel Sharp (10), vs. rv/rv Baylor (2/10/25) (W, 76-65)

**Opp:** Chance McMillian (23), Elijah Hawkins (17), Kerwin Walton (14), Darrien Williams (13), Christian Anderson (10), vs. #22/19 Texas Tech (2/1/25) (L, 81-82 OT)

#### Had 0 players score in double digits

**UH:** NA

**Opp:** at rv/rv West Virginia (1/29/25) (W, 63-49)

### 20-Point Scorers

#### Had 2+ 20-point scorers

**UH:** Emanuel Sharp (23), LJ Cryer (21), vs. San Diego State, Players Era Festival (11/30/24) (L, 70-73 OT)

**Opp:** Tahaad Pettiford (21), Johni Broome (20), vs. #11/11 Auburn, Mattress Firm Battleground 2k24 (11/9/24) (L, 69-74)

#### Had 3+ 20-point scorers

**UH:** Emanuel Sharp (30), LJ Cryer (21), Jamal Shead (20), vs. (9) Texas A&M, NCAA Tournament South Region Round of 32, (3/24/24) (W, 100-95, OT)

**Opp:** Ricky Tarrant (27), Kendall Timmons (22), Josh Davis (21), vs. Tulane (2/9/13) (L, 85-88)

### Field Goals Made

#### Made 15+ field goals

**UH:** 16, Aubrey Coleman, at Marshall (2/18/09) (L, 83-88)

**Opp:** 15, Craig Brackins, at Iowa State (12/28/08) (L, 67-71)

#### Made 10-14 field goals

**UH:** 11, LJ Cryer, vs. #8/8 Iowa State (2/22/25) (W, 68-59)

**Opp:** 10, Johni Broome, vs. #11/11 Auburn, Mattress Firm Battleground 2k24 (11/9/24) (L, 69-74)

### Field Goal Attempts

#### Attempted 30+ field goals

**UH:** 31, Aubrey Coleman, vs. Mississippi State (12/19/09)

**Opp:** NA

#### Attempted 25-29 field goals

**UH:** 26, LJ Cryer, vs. #9/9 Alabama, Players Era Festival (11/26/24) (L, 80-85 OT)

**Opp:** 26, Wade Taylor IV, vs. (9) Texas A&M, NCAA Tournament South Region Round of 32, (3/24/24) (W, 100-95, OT)

#### Attempted 20-24 field goals

**UH:** 21, J'Wan Roberts, at #12/11 Kansas (1/25/25) (W, 92-86, 20T)

**Opp:** 22, Tyrece Radford, vs. (9) Texas A&M, NCAA Tournament South Region Round of 32, (3/24/24) (W, 100-95, OT)

#### Attempted 15-19 field goals

**UH:** 15, LJ Cryer, vs. Kansas (3/3/25) (W, 65-59)

**Opp:** 19, Jizzie James, vs. Cincinnati (3/1/25) (W, 73-64)

### Rebounds

#### Recorded 30+ rebounds

**UH:** 37, Elvin Hayes, vs. Centenary (2/10/68)

**Opp:** Has not happened

#### Recorded 25+ rebounds

**UH:** 25, Hakeem Olajuwon, vs. Texas Tech (1/12/84)

**Opp:** 26, by Tom Owens, South Carolina (2/22/71)

#### Recorded 20+ rebounds

**UH:** 20, J'Wan Roberts, vs. Memphis, The American Championship Title Game (3/12/23) (L, 65-75)

**Opp:** 20, Adrick McKinney, at TCU (12/4/12) (W, 54-48)

#### Recorded 15+ rebounds

**UH:** 20, J'Wan Roberts, vs. Memphis, The American Championship Title Game (3/12/23) (L, 65-75)

**Opp:** 16, Mouhamed Dioubate, vs. #9/9 Alabama, Players Era Festival (11/26/24) (L, 80-85 OT)

#### Recorded 10+ rebounds

**UH:** 10, Joseph Tugler, at Colorado (2/8/25) (W, 69-59)

**Opp:** 12, Hunter Dickinson, vs. Kansas (3/3/25) (W, 65-59)

### Rebounding Streaks

#### Recorded 10+ rebounds in 15+ straight games

**UH:** 15, Hakeem Olajuwon,

**1982-83**

13, vs. Villanova (3/27/83) (W, 89-71)

22, vs. Louisville (4/2/83) (W, 94-81)

18, vs. NC State (4/4/83) (L, 52-54)

**1983-84**

13, vs. NC State (11/19/83) (L, 64-76)

15, Kansas (11/26/83) (W, 91-76)

11, at Mississippi State (11/30/83) (W, 68-62)

18, Biscayne (12/3/83) (W, 69-51)

10, at LSU (12/6/83) (W, 100-91)

13, St. Mary's (Texas) (12/10/83) (W, 71-55)

10, Stetson (12/16/83) (W, 92-71)

17, Princeton (12/17/83) (W, 65-40)

11, Texas Lutheran (12/19/83) (W, 129-65)

13, at UC Santa Barbara (12/21/83) (W, 89-79)

13, vs. Louisville (12/25/83) (W, 76-73)

17, vs. Fresno State (12/26/83) (L, 61-68)

#### Recorded 10+ rebounds in 14+ straight games

**UH:** 15, Hakeem Olajuwon,

**1982-83**

13, vs. Villanova (3/27/83) (W, 89-71)

22, vs. Louisville (4/2/83) (W, 94-81)

18, vs. NC State (4/4/83) (L, 52-54)

**1983-84**

13, vs. NC State (11/19/83) (L, 64-76)

15, Kansas (11/26/83) (W, 91-76)

11, at Mississippi State (11/30/83) (W, 68-62)

18, Biscayne (12/3/83) (W, 69-51)

10, at LSU (12/6/83) (W, 100-91)

13, St. Mary's (Texas) (12/10/83) (W, 71-55)

10, Stetson (12/16/83) (W, 92-71)

17, Princeton (12/17/83) (W, 65-40)

11, Texas Lutheran (12/19/83) (W, 129-65)

13, at UC Santa Barbara (12/21/83) (W, 89-79)

13, vs. Louisville (12/25/83) (W, 76-73)

17, vs. Fresno State (12/26/83) (L, 61-68)

#### Recorded 10+ rebounds in 13+ straight games

**UH:** 15, Hakeem Olajuwon,

**1982-83**

13, vs. Villanova (3/27/83) (W, 89-71)

22, vs. Louisville (4/2/83) (W, 94-81)

18, vs. NC State (4/4/83) (L, 52-54)

**1983-84**

13, vs. NC State (11/19/83) (L, 64-76)

15, Kansas (11/26/83) (W, 91-76)

11, at Mississippi State (11/30/83) (W, 68-62)

18, Biscayne (12/3/83) (W, 69-51)

10, at LSU (12/6/83) (W, 100-91)

13, St. Mary's (Texas) (12/10/83) (W, 71-55)

10, Stetson (12/16/83) (W, 92-71)

17, Princeton (12/17/83) (W, 65-40)

11, Texas Lutheran (12/19/83) (W, 129-65)

13, at UC Santa Barbara (12/21/83) (W, 89-79)

13, vs. Louisville (12/25/83) (W, 76-73)

17, vs. Fresno State (12/26/83) (L, 61-68)

#### Recorded 10+ rebounds in 12+ straight games

**UH:** 15, Hakeem Olajuwon,

**1982-83**

13, vs. Villanova (3/27/83) (W, 89-71)

22, vs. Louisville (4/2/83) (W, 94-81)

18, vs. NC State (4/4/83) (L, 52-54)

**1983-84**

13, vs. NC State (11/19/83) (L, 64-76)

15, Kansas (11/26/83) (W, 91-76)

11, at Mississippi State (11/30/83) (W, 68-62)

18, Biscayne (12/3/83) (W, 69-51)

10, at LSU (12/6/83) (W, 100-91)

13, St. Mary's (Texas) (12/10/83) (W, 71-55)

10, Stetson (12/16/83) (W, 92-71)

17, Princeton (12/17/83) (W, 65-40)

11, Texas Lutheran (12/19/83) (W, 129-65)

13, at UC Santa Barbara (12/21/83) (W, 89-79)

13, vs. Louisville (12/25/83) (W, 76-73)

17, vs. Fresno State (12/26/83) (L, 61-68)

#### Recorded 10+ rebounds in 11+ straight games

**UH:** 15, Hakeem Olajuwon,

**1982-83**

13, vs. Villanova (3/27/83) (W, 89-71)

22, vs. Louisville (4/2/83) (W, 94-81)

18, vs. NC State (4/4/83) (L, 52-54)

**1983-84**

13, vs. NC State (11/19/83) (L, 64-76)

15, Kansas (11/26/83) (W, 91-76)

11, at Mississippi State (11/30/83) (W, 68-62)

18, Biscayne (12/3/83) (W, 69-51)

10, at LSU (12/6/83) (W, 100-91)

13, St. Mary's (Texas) (12/10/83) (W, 71-55)

10, Stetson (12/16/83) (W, 92-71)

17, Princeton (12/17/83) (W, 65-40)

11, Texas Lutheran (12/19/83) (W, 129-65)

13, at UC Santa Barbara (12/21/83) (W, 89-79)

13, vs. Louisville (12/25/83) (W, 76-73)

17, vs. Fresno State (12/26/83) (L, 61-68)

#### Recorded 10+ rebounds in 10+ straight games

**UH:** 15, Hakeem Olajuwon,

**1982-83**

13, vs. Villanova (3/27/83) (W, 89-71)

22, vs. Louisville (4/2/83) (W, 94-81)

18, vs. NC State (4/4/83) (L, 52-54)

**1983-84**

13, vs. NC State (11/19/83) (L, 64-76)

15, Kansas (11/26/83) (W, 91-76)

11, at Mississippi State (11/30/83) (W, 68-62)

18, Biscayne (12/3/83) (W, 69-51)

10, at LSU (12/6/83) (W, 100-91)

13, St. Mary's (Texas) (12/10/83) (W, 71-55)

10, Stetson (12/16/83) (W, 92-71)

17, Princeton (12/17/83) (W, 65-40)

11, Texas Lutheran (12/19/83) (W, 129-65)

13, at UC Santa Barbara (12/21/83) (W, 89-79)

13, vs. Louisville (12/25/83) (W, 76-73)

17, vs. Fresno State (12/26/83) (L, 61-68)

#### Recorded 10+ rebounds in 9+ straight games

**UH:** 9, Justin Gorham,

11, at East Carolina (2/3/21) (L, 73-82)

17, vs. SMU (1/31/21) (W, 70-48)

15, at Tulane (1/28/21) (W, 83-60)

10, at Temple (1/23/21) (W, 68-51)

11, vs. Tulsa (1/17/21) (W, 86-59)

10, vs. UCF (1/17/21) (W, 75-58)

11, vs. Tulane (1/9/21) (W, 71-50)

10, vs. Wichita State (1/6/21) (W, 70-63)

19, at rv/rv SMU (1/3/21) (W, 74-60)

#### Recorded 10+ rebounds in 8+ straight games

**UH:** 9, Justin Gorham,

11, at East Carolina (2/3/21) (L, 73-82)

17, vs. SMU (1/31/21) (W, 70-48)

15, at Tulane (1/28/21) (W, 83-60)

10, at Temple (1/23/21) (W, 68-51)

11, vs. Tulsa (1/17/21) (W, 86-59)

10, vs. UCF (1/17/21) (W, 75-58)

11, vs. Tulane (1/9/21) (W, 71-50)

10, vs. Wichita State (1/6/21) (W, 70-63)

19, at rv/rv SMU (1/3/21) (W, 74-60)

#### Recorded 10+ rebounds in 7+ straight games

**UH:** 9, Justin Gorham,

11, at East Carolina (2/3/21) (L, 73-82)

17, vs. SMU (1/31/21) (W, 70-48)

15, at Tulane (1/28/21) (W, 83-60)



## THE LAST TIME...

### Recorded 10+ rebounds in 5 straight games

**UH:** 9, Justin Gorham, 11, at East Carolina (2/3/21) (L, 73-82)  
17, vs. SMU (1/31/21) (W, 70-48)  
15, at Tulane (1/28/21) (W, 83-60)  
10, at Temple (1/23/21) (W, 68-51)  
11, vs. Tulsa (1/17/21) (W, 86-59)  
10, vs. UCF (1/17/21) (W, 75-58)  
11, vs. Tulane (1/9/21) (W, 71-50)  
10, vs. Wichita State (1/6/21) (W, 70-63)  
19, at rv/rv SMU (1/3/21) (W, 74-60)

### Recorded 10+ rebounds in 4 straight games

**UH:** 9, Justin Gorham, 11, at East Carolina (2/3/21) (L, 73-82)  
17, vs. SMU (1/31/21) (W, 70-48)  
15, at Tulane (1/28/21) (W, 83-60)  
10, at Temple (1/23/21) (W, 68-51)  
11, vs. Tulsa (1/17/21) (W, 86-59)  
10, vs. UCF (1/17/21) (W, 75-58)  
11, vs. Tulane (1/9/21) (W, 71-50)  
10, vs. Wichita State (1/6/21) (W, 70-63)  
19, at rv/rv SMU (1/3/21) (W, 74-60)

### Recorded 10+ rebounds in 3 straight games

**UH:** 3, J'Wan Roberts 12, vs. Memphis (2/19/23) (W, 72-64)  
10, at SMU (2/16/23) (W, 80-65)  
12, vs. Tulsa (2/8/23) (W, 80-42)

### Recorded 10+ rebounds in 2 straight games

**UH:** 2, J'Wan Roberts 12, vs. Butler, Big 12-Big East Battle (12/7/24) (W, 79-51)  
12, vs. San Diego State, Players Era Festival Third-Place Game (11/30/24) (W, L, 70-73 OT)

### Had two players record 10+ rebounds in consecutive games

**UH:** Fabian White (12), Devin Davis (10), vs. UIW (11/25/17) (W, 97-58);  
Nura Zanna (11), Devin Davis (10), vs. Wake Forest, Paradise Jam (11/19/17) (W, 78-73)

### Had two players record 10+ rebounds

**UH:** 10, Jarace Walker, Emanuel Sharp, vs. SMU (1/5/23) (W, 83-57)  
**Opp:** 11, Josh Carlton, 10, Jalen Adams, The American Championship Quarterfinals, vs. UConn (3/15/19) (W, 84-45)

### Had three players record 10+ rebounds

**UH:** Devonta Pollard (13), LeRon Barnes (11);  
Cavon Baker (10), vs. Morgan State (11/22/14) (W, 72-57)  
**Opp:** NA

### Scoring & Rebounding

#### Recorded 30+ pts/10+ rebs.

**UH:** Josh Carlton (30 pts., 11 rebs.), at South Florida (1/5/22) (W, 83-66)  
**Opp:** Steven Pledger (31 pts., 10 rebs.), vs. Oklahoma (12/17/11) (L, 74-79) (played in Little Rock, Ark.)

#### Recorded 20+ pts/20+ rebs.

**UH:** TaShawn Thomas (21 pts., 20 rebs.), vs. Florida A&M (11/9/12)  
**Opp:** Kurt Thomas, TCU (26 pts., 20 rebs.) (3/9/95)

### Recorded 20+ pts/15+ rebs.

**UH:** Nate Hinton (20 pts., 16 rebs.), vs. UCF (1/3/20) (W, 78-63)  
**Opp:** Tyrece Radford (27 pts., 15 rebs.), vs. (9) Texas A&M, NCAA Tournament South Region Round of 32, (3/24/24) (W, 100-95, OT)

### Scoring & Assists

#### Recorded 25+ pts/10+ asts

**UH:** Jamal Shead (29 pts., 10 asts.), vs. #25/25 Texas Tech (1/17/24) (W, 77-54)  
**Opp:** NA

#### Recorded 20+ pts/10+ asts

**UH:** Jamal Shead (21 pts., 10 asts.), vs. (9) Texas A&M, NCAA Tournament South Region Round of 32, (3/24/24) (W, 100-95, OT)  
**Opp:** NA

### 3-Point Field Goals Made

#### Made 10+ 3-pointers

**UH:** 10, Cameron Tyson, vs. Our Lady of the Lake (2/6/21) (W, 112-46)  
**Opp:** 11, by Dennis Scott, Georgia Tech (12/28/88)

#### Made 9+ 3-pointers

**UH:** 9, Cameron Tyson, at Tulane (1/28/21) (W, 83-60)  
**Opp:** 11, by Dennis Scott, Georgia Tech (12/28/88)

#### Made 8+ 3-pointers

**UH:** 8, Quentin Grimes, vs. WKU (2/25/21) (W, 81-57)  
**Opp:** 8, Gabe Madsen, vs. Utah, Shriners Childrens Charleston Classic Semifinals (11/17/23) (W, 76-66)

#### Made 7+ 3-pointers

**UH:** 7, Emanuel Sharp, vs. (9) Texas A&M, NCAA Tournament South Region Round of 32, (3/24/24) (W, 100-95, OT)  
**Opp:** 8, Gabe Madsen, vs. Utah, Shriners Childrens Charleston Classic Semifinals (11/17/23) (W, 76-66)

#### Made 6+ 3-pointers

**UH:** 7, LJ Cryer, vs. Troy (12/10/24) (W, 62-42)  
**Opp:** 8, Gabe Madsen, vs. Utah, Shriners Childrens Charleston Classic Semifinals (11/17/23) (W, 76-66)

### 3-Point Field Goals Attempts

#### Attempted 15+ three-pointers

**UH:** 15, Kyler Edwards, at Tulsa (1/15/22) (W, 66-64)  
**Opp:** 15, Gabe Madsen, vs. Utah, Shriners Childrens Charleston Classic Semifinals (11/17/23) (W, 76-66)

#### Attempted 11+ three-pointers

**UH:** 11, LJ Cryer, vs. Oklahoma State (2/4/25) (W, 72-63)  
**Opp:** 11, Kerwin Walton, at #10/10 Texas Tech (2/24/25) (W, 69-61)

#### Attempted 8-10 three-pointers

**UH:** 10, LJ Cryer, at Arizona State (2/18/25) (W, 80-65)  
**Opp:** 10, Simas Lukosius, vs. Cincinnati (3/1/25) (W, 73-64)

#### Attempted 7 three-pointers

**UH:** 7, LJ Cryer, vs. #8/8 Iowa State (2/22/25) (W, 68-59)  
**Opp:** 7, Elijah Hawkins, at #10/10 Texas Tech (2/24/25) (W, 69-61)

### Free Throws Made

#### Made 15+ free throws

**UH:** 17, Kelvin Lewis, at UTEP (1/14/09)  
**Opp:** 16, Josh Adams, vs. Wyoming, Global Sports Classic Championship Round (12/22/15) (W, 94-89 2OT)

#### Made 10+ free throws

**UH:** 10, J'Wan Roberts, at #10/10 Texas Tech (2/24/25) (W, 69-61)  
**Opp:** 12, Mark Sears, vs. #9/9 Alabama, Players Era Festival (11/26/24) (L, 80-85 OT)

### Free Throws Attempts

#### Attempted 20+ free throws

**UH:** 20, Alandise Harris, vs. Marshall (2/1/11) (L, 62-63)  
**Opp:** 20, Jerryd Bayless, vs. Arizona (1/12/08) (L, 71-85)

#### Attempted 15+ free throws

**UH:** 15, Quentin Grimes, vs. South Carolina (12/5/20) (W, 77-67)  
**Opp:** 19, Josh Adams, vs. Wyoming, Global Sports Classic Championship Round (12/22/15) (W, 94-89, 2OT)

#### Attempted 10+ free throws

**UH:** 12, J'Wan Roberts, at #10/10 Texas Tech (2/24/25) (W, 69-61)  
**Opp:** 10, KJ Adams, vs. Kansas (3/3/25) (W, 65-59)

### Assists

#### Recorded 15+ assists

**UH:** 15, Randy Brown, vs. Fordham (3/17/88)  
**Opp:** 17, by Sean Colson, Charlotte (2/8/97)

#### Recorded 10+ assists

**UH:** 10, Milos Uzan, vs. Jackson State (11/4/24) (W, 97-40)  
**Opp:** 12, Dajuan Harris Jr., at #12/11 Kansas (1/25/25) (W, 92-86, 2OT)

#### Recorded 5+ assists

**UH:** 6, Mylik Wilson, vs. Kansas (3/3/25) (W, 65-59)  
**Opp:** 5, Jizzle James, vs. Cincinnati (3/1/25) (W, 73-64)

### Blocked Shots

#### Recorded 15+ blocks

**UH:** 15, Hakeem Olajuwon, vs. Biscayne (12/3/83)  
**Opp:** Has not happened

#### Recorded 10+ blocks

**UH:** 10, Bo Outlaw, vs. Texas A&M (2/17/93)  
**Opp:** 10, by Gerrick Morris, South Florida (2/21/04)

#### Recorded 8+ blocks

**UH:** 8, Joseph Tugler, vs. #9/9 Alabama, Players Era Festival (11/26/24) (L, 80-85 OT)  
**Opp:** TBA

#### Recorded 5+ blocks

**UH:** 5, Joseph Tugler, at #12/11 Kansas (1/25/25) (W, 92-86, 2OT)  
**Opp:** 5, Magoon Gwath, vs. San Diego State, Players Era Festival (11/30/24) (L, 70-73 OT)

### Steals

#### Recorded 10+ steals

**UH:** 11, Clyde Drexler, vs. Syracuse (12/11/82)  
**Opp:** 10, by B.J. Tyler, Texas (1/29/94)

#### Recorded 5+ steals

**UH:** 5, Mylik Wilson, vs. Utah (1/22/25) (W, 70-36)  
**Opp:** 7, Joshua Jefferson, vs. #8/8 Iowa State (2/22/25) (W, 68-59)

### Turnovers

#### Recorded 11+ turnovers

**UH:** NA  
**Opp:** 12, Dawan Robinson, vs. Rhode Island (12/27/05) (W, 67-41)

#### Recorded 10+ turnovers

**UH:** 10, Andre Owens, at UAB (2/22/03) (L, 52-80)  
**Opp:** 10, Jeremy Wise, vs. Southern Miss (2/27/08) (W, 95-67)

#### Recorded 8+ turnovers

**UH:** 9, Jonathon Simmons, vs. Tulsa (1/4/12) (W, 70-69, OT)  
**Opp:** 8, RayJ Dennis, at #11/11 Baylor (2/24/24) (W, 82-76 OT)

#### Recorded 5+ turnovers

**UH:** 5, J'Wan Roberts, vs. #22/19 Texas Tech (2/1/25) (L, 81-82 OT)  
**Opp:** 7, Hunter Dickinson, vs. Kansas (3/3/25) (W, 65-59)

### Minutes Played

#### Played every minute (regulation)

**UH:** 40:00, LJ Cryer, at rv/rv Oklahoma (3/2/24) (W, 87-85)  
**Opp:** 40:00, Christian Anderson, at #10/10 Texas Tech (2/24/25) (W, 69-61)

#### Two players played every minute (reg.)

**UH:** L.J. Rose, LeRon Barnes, at South Florida (2/17/15) (L, 67-69)  
**Opp:** B.J. Tyson, Shawn Williams, vs. East Carolina (2/25/18) (W, 109-58)

#### Three players played every minute (reg.)

**UH:** 40, Dion Dowell, Richard Young, Robert Lee, vs. Creighton, Outrigger Hotels Rainbow Classic (12/22/06)  
**Opp:** 40, by Brian Graham, Brian Swift, Bradley Mosley, vs. South Florida (2/21/04)

#### Played every minute (OT+)

**UH:** 45, LeRon Barnes, vs. UCF (1/6/15) (L, 78-79, OT)  
**Opp:** 45, Zach Cooks, vs. Hofstra (11/9/21) (W, 83-75 OT)

#### Played every minute (20T+)

**UH:** 50, Rickie Winslow, Alvin Franklin, vs. Texas Tech (2/5/86)  
**Opp:** 50, by Albert Thomas, Michael Strickland, vs. TCU, SWC Tournament (3/14/92)

#### Played every minute (30T+)

**UH:** 60, Clyde Drexler, at TCU (2/17/81)  
**Opp:** 60, by Deckery Johnson, Warren Bridges, Darrell Browder, at TCU (2/17/81)

#### Played every minute (40T+)

**UH:** 60, Clyde Drexler, at TCU (2/17/81)  
**Opp:** 60, by Deckery Johnson, Warren Bridges, Darrell Browder, at TCU (2/17/81)

## THE LAST TIME...

### Technical Fouls

#### Received a technical foul

**UH:** 2, Coach Kelvin Sampson, vs. Oklahoma State (2/6/24) (W, 79-63)

Joseph Tugler, at UCF (1/18/25) (W, 69-68)

**Opp:** 1, Arizona State Coach Bobby Hurley, (2/18/25) (W, 80-65)

Keyshawn Hall, at UCF (1/17/25) (W, 69-68)

### Fouls

#### Fouled out

**UH:** Joseph Tugler, at #10/10 Texas Tech (2/24/25) (W, 69-61)

**Opp:** Hunter Dickinson, vs. Kansas (3/3/25) (W, 65-59)

#### Two players fouled out

**UH:** Milos Uzan, Emanuel Sharp, vs. #9/9 Alabama, Players Era Festival (11/26/24) (L, 80-85 OT)

**Opp:** Zeke Cook, Jeremiah Evans, vs. Louisiana (11/13/24) (W, 91-45)

#### Three players fouled out

**UH:** Ja'Vier Francis, Jamal Shead, LJ Cryer, Emanuel Sharp, vs. (9) Texas A&M, NCAA Tournament South Region Round of 32, (3/24/24) (W, 100-95, OT)

**Opp:** Christian Vital, James Bouknight, Sidney Wilson, vs. UConn (1/23/20) (W, 63-59)

#### Four players fouled out

**UH:** Ja'Vier Francis, Jamal Shead, LJ Cryer, Emanuel Sharp, vs. (9) Texas A&M, NCAA Tournament South Region Round of 32, (3/24/24) (W, 100-95, OT)

**Opp:** NA

### Ejections

#### Was ejected

**UH:** Coach Kelvin Sampson, vs. Oklahoma State (2/6/24) (W, 79-63)

Justin Gorham, at Wichita State (2/18/21) (L, 63-68)

**Opp:** 2, Texas Tech Coach Grant McCasland, (2/1/25) (L, 81-82 OT)

## #4/4 HOUSTON vs. #13/15 TEXAS A&M

### Charity Exhibition Game

#### Sunday, Oct. 27, 2022 • Fertitta Center • Houston



Official Basketball Box Score - Final  
Texas A&M at Houston  
10/27/24 Fertitta Center, Houston, Texas  
2024-25 Men's Basketball

Game Time: 4:02 PM  
Game Duration: 2:04  
Attendance: 5,981



Official Basketball Box Score - Final  
Jackson St. at Houston  
11/04/24 Fertitta Center, Houston, Texas  
2024-25 Houston Men's Basketball

Game Time: 7:02 PM  
Game Duration: 1:58  
Attendance: 7,035

Officials: Bret Smith, Tommy Johnson, Roland Simmons

Jackson St. - 40

Record: 0-1

NO. Name	Min	FG M-A	3P M-A	FT M-A	Rebounds OR DR TOT	Fouls PF	TP	AS	TO	ST	Blocks BS BA	+/-
7 Shannon Grant	F 25:43	3-4	0-0	1-2	2 1 3	4 2	7	1	4	0	0 1	-40
13 Romelle Mansel	F 33:08	3-8	1-3	0-0	2 4 6	1 0	7	1	2	0	0 1	-49
2 Jalen Tatum	G 30:04	4-11	1-4	5-7	0 2 2	1 5	14	3	4	0	0 0	-32
5 Keivone Hunt	G 10:41	0-3	0-1	0-0	0 0 0	0 1	0	0	1	0	0 0	-23
20 Juan Reyna III	G 26:29	1-6	1-6	2-2	1 2 3	2 3	5	2	0	1	0 0	-34
1 Dorian McMillian	14:04	1-2	1-2	0-0	0 2 2	1 0	3	0	4	0	0 0	-24
3 Jayme Mitchell Jr.	16:52	0-4	0-4	1-2	0 0 0	1 1	1	0	3	0	0 1	-20
0 Tamarion Hoover	04:42	0-3	0-2	0-0	0 1 1	0 0	0	0	0	0	0 0	-10
14 Dylan Canoville	12:49	1-3	0-0	1-2	1 1 2	1 1	0	0	1	1	1 1	-18
21 Marcus Watson Jr.	25:28	0-3	0-1	0-0	1 3 4	3 0	0	1	1	1	0 2	-35
Team					1 1 2	0	1					
Totals		13-47	4-23	10-15	8 17 25	14 13	40	8	21	3	3 6	-57

Shooting By Period	1st FG%	2nd FG%	3rd FG%	GM FG%
1st FG%	5-22	22.7%		
2nd FG%	2-10	20.0%		
3rd FG%	1-2	50%		
GM FG%	8-25	32.0%		
1st FG%	2-13	15.4%		
2nd FG%	9-13	69.2%		
3rd FG%	13-47	27.7%		
GM FG%	4-23	17.4%		
FT%	10-15	66.7%		

Dead Ball Rebounds: 3 0

Houston - 97

Record: 1-0

NO. Name	Min	FG M-A	3P M-A	FT M-A	Rebounds OR DR TOT	Fouls PF	TP	AS	TO	ST	Blocks BS BA	+/-
11 Joseph Tugler	F 25:27	2-4	1-1	0-0	3 4 7	2 5	5	1	1	1	3 0	47
13 J'Wan Roberts	F 19:47	6-8	0-0	2-2	4 4 6	2 1	14	1	2	3	1 0	35
4 LJ Cryer	G 18:50	4-8	4-6	4-4	0 1 1	0 1	16	3	0	0	0 0	14
7 Milos Uzan	G 25:38	3-6	2-4	0-0	0 7 7	1 2	8	10	2	4	1 1	35
21 Emanuel Sharp	G 18:14	3-7	1-2	0-0	1 0 1	2 2	7	0	1	0	0 0	30
23 Terrance Arceneaux	16:48	3-7	1-1	0-0	0 1 1	0 1	7	0	1	0	0 0	22
3 Ramon Walker Jr.	18:34	4-6	1-2	1-1	0 4 4	0 1	10	0	0	0	0 0	14
8 Mylik Wilson	20:50	7-9	1-1	0-0	1 2 3	1 1	15	3	0	2	0 0	16
2 Cedric Lath	16:12	2-3	0-0	0-0	3 3 2	1 4	0	0	1	1	1 0	18
25 Mercy Miller	14:03	3-6	1-2	0-0	1 1 2	0 0	7	1	1	1	0 1	19
0 Kordellus Jefferson	05:37	2-3	0-1	0-0	0 2 2	2 0	4	0	0	0	0 0	9
Team					0 2 2	0	0					
Totals		39-67	12-20	7-7	11 28 39	13 14	97	19	12	6	3 57	

Shooting By Period	1st FG%	2nd FG%	3rd FG%	GM FG%
1st FG%	19-31	61.3%		
2nd FG%	6-10	60.0%		
3rd FG%	6-6	100%		
GM FG%	20-36	55.6%		
1st FG%	4-10	40.0%		
2nd FG%	1-1	100%		
3rd FG%	39-67	58.2%		
FT%	12-20	60.0%		
FT%	7-7	100.0%		

Dead Ball Rebounds: 0 0

Biggest lead	JSU	HOU
0 (1st 20:00)	58 (2nd 1:41)	
Best Scoring Run	JSU	HOU
3 (1st 11:03)	17 (1st 3:36)	
Lead Changes	JSU	HOU
0	2	13
Times Tied	JSU	HOU
0	15	
Time with Lead	JSU	HOU
00:00	39:10	

Technical Fouls: NONE

Period by Period Scoring

1st 2nd TOT

JSU 52 47 97

HOU 25 72 97

## #4/4 HOUSTON 74, #11/11 AUBURN 69

### Mattress Firm Battleground 2k24

#### Saturday, Nov. 9, 2024 • Toyota Center • Houston



Official Basketball Box Score - Final  
Auburn at Houston  
11/09/24 Toyota Center, Houston, Texas  
2024-25 Men's Basketball

Game Time: 9:35 PM  
Game Duration: 2:23  
Attendance: 6,901



Official Basketball Box Score - Final  
Louisiana at Houston  
11/13/24 Fertitta Center, Houston, Texas  
2024-25 Men's Basketball

Game Time: 7:02 PM  
Game Duration: 2:04  
Attendance: 7,035

Officials: Kipp Kissinger, Brooks Wells, Doug Simmons

Louisiana - 45

Record: 1-2

NO. Name	Min	FG M-A	3P M-A	FT M-A	Rebounds OR DR TOT	Fouls PF	TP	AS	TO	ST	Blocks BS BA	+/-
10 Zaka Cook	F 13:11	1-3	0-0	0-0	1 2 3	5 4	2	1	2	0	0 1	-18
2 Kentrell Garnett	G 27:28	2-6	1-5	2-2	0 1 1	1 1	7	0	0	0	0 0	-32
4 Kyndal Davis	G 21:22	3-7	1-3	0-0	1 1 2	1 0	7	0	3	2	0 0	-30
13 Christian Wright	G 30:01	2-6	0-2	4-4	0 1 1	2 2	8	3	5	0	0 1	-37
52 Michael Thomas	G 13:50	0-3	0-2	0-0	0 3 3	0 2	0	1	0	1	0 0	-9
23 Kyran Ratiff	22:29	0-2	0-0	0-0	0 3 3	0 0	0	1	3	1	1 1	-25
3 Chancellor White	19:32	2-6	2-4	1-2	0 4 4	3 1	7	1	2	0	0 0	-24
5 London Fields	15:03	0-5	0-3	0-0	0 1 1	1 0	0	0	1	0	0 0	-29
8 Mostapha El Moutaouakkil	11:12	2-2	0-0	0-0	0 1 1	1 0	4	0	3	0	0 0	-12
0 Jeremiah Evans	10:12	0-1	0-0	0-0	1 3 4	5 1	0	0	0	3	0 1	-8
11 Koron Davis	12:30	2-4	1-1	1-2	0 0 0	2 2	6	0	0	0	0 0	-9
7 Christian Landry	03:10	1-1	1-1	1-2	0 1 1	0 1	4	0	0	0	0 0	3
Team					0 1 1	0	1					
Totals		15-46	6-21	9-12	4 24 28	21 14	45	7	23	4	2 4	-46

Shooting By Period	1st FG%	2nd FG%	3rd FG%	GM FG%
1st FG%	8-21	38.1%		
2nd FG%	4-8	50.0%		
3rd FG%	5-5	100%		
GM FG%	7-25	28.0%		
1st FG%	2-13	15.4%		
2nd FG%	4-7	57.1%		
3rd FG%	15-46	32.6%		
GM FG%	15-46	32.6%		
FT%	9-12	75.0%		

Dead Ball Rebounds: 2 0

Technical Fouls: Davis 1st 9:30

Period by Period Scoring

1st 2nd TOT

JSU 52 47 97

HOU 25 72 97

JSU 52 47 97

HOU 25 72 97

JSU 52 47 97

HOU 25 72 97

JSU 52 47 97

HOU 25 72 97

JSU 52 47 97

HOU 25 72 97

JSU 52 47 97

HOU 25 72 97

JSU 52 47 97

HOU 25 72 97

JSU 52 47 97

HOU 25 72 97

JSU 52 47 97

HOU 25 72 97

JSU 52 47 97

HOU 25 72 97

JSU 52 47 97

HOU 25 72 97

JSU 52 47 97

HOU 25 72 97

JSU 52 47 97

HOU 25 72 97

JSU 52 47 97

HOU 25 72 97

JSU 52 47 97

HOU 25 72 97

JSU 52 47 97

HOU 25 72 97

JSU 52 47 97

HOU 25 72 97

JSU 52 47 97

HOU 25 72 97

JSU 52 47 97

HOU 25 72 97

JSU 52 47 97

HOU 25 72 97

JSU 52 47 97

HOU 25 72 97

JSU 52 47 97

HOU 25 72 97

JSU 52 47 97

HOU 25 72 97

JSU 52 47 97

HOU 25 72 97

JSU 52 47 97

HOU 25 72 97

JSU 52 47 97

HOU 25 72 97

JSU 52 47 97

HOU 25 72 97

JSU 52 47 97

HOU 25 72 97

JSU 52 47 97

HOU 25 72 97

JSU 52 47 97

HOU 25 72 97

JSU 52 47 97

HOU 25 72 97

JSU 52 47 97

HOU 25 72 97

JSU 52 47 97

HOU 25 72 97

JSU 52 47 97

HOU 25 72 97

JSU 52 47 97

HOU 25 72 97

JSU 52 47 97

HOU 25 72 97

JSU 52 47 97

HOU 25 72 97

JSU 52 47 97

HOU 25 72 97

JSU 52 47 97

HOU 25 72 97

JSU 52 47 97

HOU 25 72 97

JSU 52 47 97

HOU 25 72 97

JSU 52 47 97

HOU 25 72 97

JSU 52 47 97

HOU 25 72 97

JSU 52 47 97

HOU 25 72 97

JSU 52 47 97

HOU 25 72 97

JSU 52 47 97



# #7/7 HOUSTON 80, rv/- HOFSTRA 44 Friday, Nov. 22, 2024 • Fertitta Center • Houston



Official Basketball Box Score - Final  
Hofstra at Houston  
11/22/24 Fertitta Center, Houston, Texas  
2024-25 Men's Basketball

Game Time: 7:02 PM  
Game Duration: 1:42  
Attendance: 7,035

Officials: Chance Moore, Chris Pacci, Tommy Johnson

Hofstra - 44			Record: 4-2															
NO.	Name		Min	FG	3P	FT	Rebounds	Fouls	TP	AS	TO	ST	Blocks	BS	BA	+/-		
				M-A	M-A	M-A	OR	DR	PF	FO								
12	Michael Graham	C	15:24	2-3	0-0	0-0	1	3	4	3	0	4	0	0	0	0	-4	
1	TJ Gadsden	G	27:36	1-3	1-2	1-2	0	4	4	0	1	4	0	1	0	0	-29	
2	Jaqun Sanders	G	21:55	3-9	2-6	0-0	0	1	1	4	1	8	0	2	0	0	-19	
5	Cruz Davis	G	33:22	6-12	3-6	3-3	0	1	1	2	4	18	4	3	0	0	-35	
7	Jean Aranguren	G	24:52	0-5	0-3	0-0	0	3	3	1	1	0	1	4	2	0	-24	
33	Silas Sunday		20:13	0-2	0-0	0-0	2	3	5	3	2	0	0	3	0	0	-39	
0	KJ'An Robinson		25:10	3-10	1-3	0-0	0	3	3	0	1	7	1	1	0	0	-31	
25	Gurman Plotnikov		12:24	0-2	0-0	0-0	0	2	2	2	1	0	1	0	0	0	-7	
4	Joshua DeCady		04:23	0-1	0-0	0-0	0	1	1	0	0	0	0	0	0	0	1	-7
3	Khalil Farmer		11:16	1-4	1-3	0-0	0	1	1	0	0	3	0	0	0	0	1	-5
24	Eric Parnell		03:25	0-1	0-0	0-0	1	1	2	0	1	0	0	0	1	0	0	6
Team							3	2	5									
Totals				16-52	8-25	4-5	7	25	32	15	12	44	7	15	3	0	6	-36

Technical Fouls: NONE

Houston - 80			Record: 3-1														
NO.	Name	Min	FG	3P	FT	Rebounds	Fouls	TP	AS	TO	ST	Blocks	BS	BA	+/-		
5	Ja'Vier Francis	F 14:45	2-5	0-0	0-0	2	1	3	0	4	0	0	1	1	7		
13	J'Wan Roberts	F 16:46	1-6	0-0	2-3	1	2	3	1	3	4	0	0	0	12		
4	LJ Cryer	G 26:55	3-10	2-8	0-0	0	3	3	1	2	8	0	3	0	27		
7	Milos Uzan	G 21:32	1-5	0-2	2-2	1	4	5	0	1	4	6	2	0	17		
21	Emanuel Sharp	G 19:30	5-6	5-5	1-2	1	1	2	4	1	16	2	0	2	15		
11	Joseph Tugler	16:48	6-6	2-2	3-5	3	1	4	1	3	17	4	0	0	31		
23	Terrance Arceneaux	23:26	5-7	0-0	2-2	1	2	3	1	2	12	1	0	4	37		
25	Mercy Miller	22:45	2-8	0-3	0-2	1	8	9	2	3	4	2	0	0	29		
3	Ramon Walker Jr.	14:35	1-2	1-1	0-0	0	3	3	1	0	3	0	1	0	10		
8	Mylik Wilson	11:04	2-3	2-2	0-0	0	1	1	1	0	6	2	0	0	3		
2	Cedric Lath	08:27	1-3	0-0	0-0	0	0	0	0	2	0	0	0	0	-2		
0	Kordellus Jefferson	03:25	0-1	0-1	0-0	0	0	0	0	0	0	1	0	1	-6		
Team						0	3	3		0	0						
Totals			29-62	12-24	10-16	10	29	39	12	15	80	20	4	10	6	0	36

Technical Fouls: NONE

		HOF	HOU
Biggest lead		0 (1 <sup>st</sup> 20:00)	44 (2 <sup>nd</sup> 4:20)
Best Scoring Run		8 (2 <sup>nd</sup> 0:17)	19 (1 <sup>st</sup> 0:32)
Lead Changes		0	
Times Tied		0	
Time with Lead		00:00	39:43

Points from		HOF	HOU
Turnovers		5	17
Paint		14	26
Second Chance		6	13
Fast Breaks		0	7
Bench		10	44

Period by Period Scoring		1st	2nd	TOT
HOF		18	26	44
HOU		48	32	80

# #9/9 ALABAMA 85, #6/7 HOUSTON 80 (OT) Players Era Festival • First Day Tuesday, Nov. 26, 204 • MGM Grand Garden Arena • Las Vegas



Official Basketball Box Score - Final  
Alabama at Houston  
11/26/24 MGM Grand Garden Arena, Las Vegas  
2024-25 Men's Basketball

Game Time: 5:00 PM  
Game Duration: 2:44  
Attendance: 7,602

Officials: Brian O'Connell, Pat Adams, Chuck Jones

Alabama - 85			Record: 5-1															
NO.	Name	Min	FG	3P	FT	Rebounds	Fouls	TP	AS	TO	ST	Blocks	BS	BA	Shooting By Period			
4	Grant Nelson	F 39:45	4-8	1-3	4-6	4	6	10	4	6	13	0	4	2	0	1 <sup>st</sup> FG%	11:34	32.4%
11	Clifford Omoruyi	C 16:52	1-1	0-0	2-4	2	1	3	2	3	4	0	1	0	1	3PT%	4:16	25.0%
0	Labaron Philon	G 15:06	0-9	0-3	1-2	2	1	3	1	2	1	2	3	0	1	FT%	8:13	61.5%
1	Mark Sears	G 41:05	4-13	4-8	12-14	0	4	4	3	10	24	3	2	1	0	2 <sup>nd</sup> FG%	9:20	45.0%
3	Latrell Wrightsall Jr.	G 28:60	3-6	3-6	3-4	0	0	0	3	2	12	2	1	1	0	3PT%	6:11	54.5%
35	Derriion Reid	17:49	2-5	1-4	1-2	1	0	1	2	1	6	2	1	0	1	FT%	20:24	83.3%
10	Mouhammed Dioubate	27:38	3-8	0-1	4-4	5	11	16	4	2	10	1	0	1	3	3 <sup>rd</sup> FG%	1:31	33.3%
22	Aiden Sherrell	01:51	0-1	0-0	0-0	0	0	0	1	1	0	1	0	0	1	FT%	2-4	50%
2	Aden Holloway	26:01	5-8	2-4	2-2	1	2	1	3	3	1	14	3	1	0	GM FG%	22:60	36.7%
15	Jarin Stevenson	09:54	0-1	0-1	1-3	2	1	3	3	2	2	1	0	0	0	3PT%	11:30	36.7%
																FT%	30:41	73.2%
Team						3	2	5								Dead Ball Rebounds: 6		
Totals			22-60	11-30	30-41	20	28	48	25	30	85	14	15	5	6	10	5	

Technical Fouls: NONE

Houston - 80			Record: 3-2																	
NO.	Name	Min	FG	3P	FT	Rebounds	Fouls	TP	AS	TO	ST	Blocks	BS	BA	Shooting By Period					
5	Ja'Vier Francis	F 12:18	0-1	0-0	2-3	1	1	2	4	2	2	0	2	0	0	1 <sup>st</sup> FG%	12-29	41.4%		
13	J'Wan Roberts	F 37:57	3-4	0-0	5-7	1	0	1	4	4	11	0	2	0	2	3 <sup>rd</sup>	3-9	33.3%		
4	LJ Cryer	G 42:16	9-26	2-8	10-10	0	0	0	1	5	30	2	1	3	0	FT%	9-12	75%		
7	Milos Uzan	G 11:51	2-5	1-1	0-0	1	0	1	5	0	5	1	2	0	0	2 <sup>nd</sup> FG%	11-26	42.3%		
21	Emanuel Sharp	G 29:40	3-11	2-6	6-8	0	6	6	5	6	14	1	1	0	1	3 <sup>rd</sup>	3-6	50.0%		
11	Joseph Tugler	30:58	1-5	0-2	0-1	2	6	8	4	4	2	2	1	8	1	FT%	17-21	81%		
3	Ramon Walker Jr.	07:08	0-0	0-0	0-0	2	1	3	1	0	0	0	0	0	0	OT FG%	1-10	10.0%		
23	Terrance Arceneaux	20:52	2-3	0-0	1-2	1	2	3	2	3	5	1	1	2	0	3 <sup>rd</sup>	0-4	0.0%		
25	Mercy Miller	08:25	1-1	0-0	2-2	0	0	0	2	1	4	0	0	0	0	FT%	0-0	0.0%		
8	Mylik Wilson	23:35	3-9	1-2	0-0	1	4	5	2	0	7	1	1	1	0	GM FG%	24-65	36.9%		
Team						7	3	10								3 <sup>rd</sup>	6-19	31.6%		
Totals			24-65	6-19	26-33	16	23	39	30	25	80	8	12	10	10	6	-5	FT%	26-33	78.8%
Deal Ball Rebounds: 2.																				

Technical Fouls: NONE

		ALA	HOU
Biggest lead		8 (2 <sup>nd</sup> 8:53)	7 (1 <sup>st</sup> 9:23)
Best Scoring Run		8 (1 <sup>st</sup> 6:10)	10 (2 <sup>nd</sup> 4:28)
Lead Changes		13	
Times Tied		10	
Time with Lead		17:43	20:39

Points from		ALA	HOU
Turnovers		10	18
Paint		22	26
Second Chance		15	13
Fast Breaks		3	5
Bench		31	18

Period by Period Scoring		1st	2nd	OT1	TOT
ALA		34	44	7	85
HOU		36	42	2	80

# #6/7 HOUSTON 65, NOTRE DAME 54 Players Era Festival • Second Day Wednesday, Nov. 27, 204 • MGM Grand Garden Arena • Las Vegas



Official Basketball Box Score - Final  
Houston at Notre Dame  
11/27/24 MGM Grand Garden Arena, Las Vegas  
2024-25 Men's Basketball

Game Time: 9:30 PM  
Game Duration: 1:51

Officials: James Breeding, Brian O'Connell, Lucas Santos

Houston - 65

Record: 4-2

Officials: James

NO.	Name	Min	FG	3P	FT	Rebounds	Fouls	TP	AS	TO	ST	Blocks	BS	BA	+/-		
5	Ja'Vier Francis	F 10:37	2-3	0-0	0-0	2	2	3	0	4	0	0	0	1	0	-5	
13	J'Wan Roberts	F 34:09	4-8	0-0	1-3	3	5	8	2	4	9	2	1	0	1	10	
4	LJ Cryer	G 36:44	2-11	0-6	2-2	0	2	2	1	2	6	1	1	1	0	7	
7	Milos Uzan	G 37:26	4-11	2-5	0-0	0	3	3	0	1	10	9	1	1	0	10	
21	Emanuel Sharp	G 34:08	6-13	3-9	2-2	1	3	4	3	3	17	4	1	0	0	8	
11	Joseph Tugler	10:54	3-5	0-0	0-2	0	3	3	4	2	6	1	1	1	0	7	
23	Terrance Arceneaux	22:46	6-7	1-2	0-0	1	2	3	0	0	13	2	0	1	0	18	
3	Ramon Walker Jr.	04:35	0-0	0-0	0-0	0	0	0	0	0	0	0	0	0	0	2	
8	Mylik Wilson	05:54	0-2	0-1	0-0	0	1	1	2	0	0	0	0	1	0	0	
2	Cedric Lath	02:47	0-0	0-0	0-0	0	0	0	1	0	0	0	0	0	0	-2	
Team						2	4	6									
Totals			27-60	6-23	5-9	8	24	32	16	12	65	19	5	5	2	0	11

Technical Fouls: NONE

Notre Dame - 54		Record: 4-3														
NO.	Name	Min	FG	3P	FT	Rebounds	Fouls	TP	AS	TO	ST	Blocks	BS	BA		
			M/A	M/A	M/A	OR	GR								M/A	M/A
7	Tae Davis	F 37:15	9-15	1-2	3-5	4	8	4	22	4	0	0	0	0		
14	Kebba Njie	F 34:32	1-4	0-0	3-4	3	6	3	4	0	0	0	0	1		
2	Logan Innes	G 28:40	1-2	0-1	1-2	0	5	5	2	2	3	0	0	-13		
11	Breanna Shrewsberry	G 35:40	6-18	4-13	0-0	1	1	0	16	2	0	0	0	-6		
41	Matt Alper	G 38:20	2-7	2-5	2-2	0	5	1	4	8	4	1	0	-9		
1	Jaffan Rocco II	14:45	0-1	0-0	0	1	2	3	1	0	0	1	1	-5		
20	J.B. Koncinski	0:26	0-0	0-0	0	0	1	1	0	0	0	0	0	-1		
25	Burke Cheburar	03:57	0-0	0-0	0	0	1	2	0	0	1	1	0	-5		
21	Nikita Konstantynovskyi	01:07	0-0	0-0	0-1	0	0	1	0	0	1	0	0	-1		
Team						1	3	4		0	2					
Totals			19-49	7-21	9-14	7	27	34	12	16	54	12	12	0	2	-11

# #17/18 HOUSTON 79, BUTLER 51 Big 12-Big East Battle Saturday, Dec. 7, 2024 • Fertitta Center • Houston

# #15/13 HOUSTON 62, TROY 42 Tuesday, Dec. 10, 2024 • Fertitta Center • Houston



Butler - 51														
Record: 7-2														
NO.	Name	Min	FG	3P	FT	Rebounds	Fouls	TP	AS	TO	ST	Blocks	BS	BA
0	Augusto Cassia	18:17	3-4	2-3	3-3	1 2 3	2 2	11	1	0	0	0	0	-10
11	Jahmyl Telfort	F 29:25	1-5	1-3	1-2	1 1 2	3 1	4	3	5	0	0	0	-28
21	Pierre Brooks	F 31:23	2-10	0-8	2-2	0 1 1	2 1	6	1	1	1	0	0	-22
22	Patrick McCaffery	F 34:24	4-11	3-7	0-0	1 3 4	0 1	11	1	1	0	0	0	-22
13	Finley Bizjack	G 26:23	1-4	1-2	1-2	0 0 0	1 2	4	0	1	1	0	0	-15
23	Andre Screen	11:48	0-3	0-0	3-4	2 1 3	3 3	3	1	2	1	1	3	-10
12	Koby King	19:49	0-3	0-2	2-4	1 5 6	0 4	2	2	1	0	0	0	-15
14	Landon Moore	17:57	1-4	1-1	4-5	1 1 2	0 3	7	1	0	1	0	0	-10
33	Bryan Kapke	08:52	1-2	1-2	0-0	0 0 0	1 0	3	0	1	0	0	0	-7
1	Evan Haywood	01:43	0-0	0-0	0-0	0 0 0	0 0	0	0	0	1	0	0	-1
Team														
Totals														

Houston - 79														
Record: 5-3														
NO.	Name	Min	FG	3P	FT	Rebounds	Fouls	TP	AS	TO	ST	Blocks	BS	BA
11	Joseph Tugler	F 18:59	3-4	0-0	0-0	2 6 8	3 1	6	0	2	0	2	1	11
13	J'Wan Roberts	F 26:13	1-5	0-0	0-0	4 8 12	0 1	2	1	3	0	2	0	11
4	LJ Cryer	G 35:45	7-14	4-7	2-2	0 1 1	1 1	20	3	3	0	0	0	26
7	Milos Uzan	G 24:46	6-11	1-3	0-0	1 1 2	4 0	13	3	1	2	0	0	13
21	Emanuel Sharp	G 29:06	6-10	4-7	0-0	0 2 3	2 16	1	0	0	0	0	0	17
5	Ja'Vier Francis	13:46	1-2	0-0	0-0	1 3 4	3 2	2	0	1	0	1	0	14
23	Terrance Arceneaux	22:44	5-9	0-1	4-4	1 0 1	1 3	14	0	0	3	0	0	24
25	Mercy Miller	05:20	2-4	0-0	0-0	1 2 3	0 4	0	0	0	0	0	0	4
3	Ramon Walker Jr.	18:12	0-0	0-0	0-0	2 1 3	2 2	0	0	0	0	0	0	17
0	Kordellus Jefferson	01:43	1-1	0-0	0-0	0 0 0	0 0	2	0	0	0	0	0	1
2	Cedric Lath	01:43	0-0	0-0	0-0	0 0 0	0 0	0	0	0	0	0	0	1
8	Mylik Wilson	01:43	0-0	0-0	0-0	0 1 1	0 0	0	0	1	1	0	0	1
Team														
Totals														

Technical Fouls: NONE														
Shooting By Period														
1st FG%	5-25	20.0%	3PT%	4-15	26.7%	FT%	4-6	66.7%	2nd FG%	8-21	38.1%	3PT%	5-13	38.5%
GM FG%	13-46	28.3%	3PT%	9-28	32.1%	FT%	16-22	72.7%	Dead Ball Rebounds:	3, 0				



Troy - 42														
Record: 5-4														
NO.	Name	Min	FG	3P	FT	Rebounds	Fouls	TP	AS	TO	ST	Blocks	BS	BA
1	Thomas Dowd	F 28:43	2-8	0-6	6-7	3 1 4	3 3	10	1	0	0	0	1	-9
4	Myles Rigby	F 29:24	1-6	0-0	1-2	0 3 3	4 1	3	0	2	0	0	0	-30
15	Jackson Fields	F 18:36	1-6	0-1	3-5	2 1 3	1 4	5	0	0	0	0	0	-21
2	Marqus Rigby Jr.	G 21:29	1-6	1-4	0-0	0 0 0	4 2	3	0	3	1	0	1	-19
12	Capton Conerway	G 28:23	4-9	0-3	1-2	1 7 8	3 2	9	1	2	1	0	0	-5
3	Cooper Campbell	20:50	1-5	1-2	2-2	0 0 0	0 1	5	1	1	0	0	1	-7
10	Jerrell Bellamy	13:35	1-3	0-0	0-0	3 0 3	2 0	2	0	0	0	0	0	-15
11	Victor Valdes	14:32	0-4	0-1	0-0	1 2 0	0 0	0	1	1	1	1	2	-13
0	Kerrington Kiel	11:28	0-1	0-1	0-0	0 0 0	0 0	0	0	0	0	0	0	7
24	Randarius Jones	11:26	1-2	0-0	3-4	1 0 1	1 2	5	0	0	1	1	1	7
21	Braydon Whitaker	01:34	0-0	0-0	0-0	0 0 0	0 0	0	0	0	0	0	0	5
Team														
Totals														

Houston - 62														
Record: 6-3														
NO.	Name	Min	FG	3P	FT	Rebounds	Fouls	TP	AS	TO	ST	Blocks	BS	BA
11	Joseph Tugler	F 14:08	1-3	0-0	0-0	4 2 6	4 3	2	0	0	0	3	0	13
13	J'Wan Roberts	F 27:03	3-5	0-0	0-0	3 6 9	3 2	6	4	0	2	2	0	31
4	LJ Cryer	G 32:00	8-11	6-7	0-0	0 2 2	0 1	22	0	0	2	1	0	24
7	Milos Uzan	G 20:57	1-7	0-2	0-1	1 0 1	1 1	2	5	0	0	0	0	17
21	Emanuel Sharp	G 28:35	4-9	2-5	4-4	0 4 4	3 3	14	4	0	3	0	2	23
5	Ja'Vier Francis	18:43	1-2	0-1	0-1	1 3 4	0 1	2	1	2	0	1	0	6
23	Terrance Arceneaux	22:16	3-7	0-1	3-4	1 3 4	1 3	9	1	4	0	0	0	1
3	Ramon Walker Jr.	10:56	0-2	0-0	1-2	0 1 1	0 2	1	0	0	0	0	0	0
8	Mylik Wilson	14:29	0-2	0-0	1-2	0 1 1	1 1	1	2	1	0	1	0	2
25	Mercy Miller	06:13	1-2	1-2	0-0	0 2 2	1 0	3	0	1	0	0	0	-5
0	Kordellus Jefferson	02:20	0-1	0-1	0-0	0 0 0	2 0	0	0	0	0	0	0	-8
2	Cedric Lath	02:20	0-0	0-0	0-0	0 0 0	0 0	0	0	0	0	0	0	-8
Team														
Totals														

Technical Fouls: Tugler 2nd 16:15														
Shooting By Period														
1st FG%	12-30	40.0%	3PT%	2-7	28.6%	FT%	2-2	100%	2nd FG%	20-30	66.7%	3PT%	7-11	63.6%
GM FG%	32-60	53.3%	3PT%	9-18	50.0%	FT%	6-6	100.0%	Dead Ball Rebounds:	9, 1				

# #15/12 HOUSTON 78, TOLEDO 49 Wednesday, Dec. 18, 2024 • Fertitta Center • Houston

# #15/12 HOUSTON 87, TEXAS A&M-CORPUS CHRISTI 51 Saturday, Dec. 21, 2024 • Fertitta Center • Houston



Toledo - 49														
Record: 6-5														
NO.	Name	Min	FG	3P	FT	Rebounds	Fouls	TP	AS	TO	ST	Blocks	BS	BA
1	Javan Simmons	F 27:06	3-5	0-0	3-5	1 2 3	2 6	9	0	3	1	0	1	-32
32	Jaylan Owuinga	F 16:37	1-3	0-0	0-0	0 1 1	3 1	2	0	0	0	0	0	-11
3	Sonny Wilson	G 32:46	1-8	1-3	0-0	1 4 5	1 0	3	1	2	2	0	2	-33
7	Isaiah Adams	G 24:14	2-10	0-3	0-0	0 0 0	2 0	4	3	4	1	1	0	-21
11	Sam Lewis	G 28:54	4-11	1-2	5-5	0 3 3	1 3	14	1	2	0	0	1	-12
12	Seth Hubbard	22:54	1-9	1-5	3-5	1 2 3	1 3	6	2	1	0	1	0	-22
13	Andre Loretsson	20:29	2-4	2-4	0-0	0 0 0	1 0	6	0	0	0	0	0	-18
24	Gigort Broic	11:05	1-1	0-0	1-3	1 5 6	2 5	3	0	0	1	0	0	4
2	Bryce Ford	14:07	1-3	0-1	0-0	2 2 2	0 2	0	1	2	0	0	0	-7
22	Tyler Ode	01:48	0-0	0-0	0-0	0 0 0	0 0	0	0	0	0	0	0	7
Team														
Totals														

Houston - 78															Record: 7-3														
NO.	Name	Min	FG		3P	FT	Rebounds		Fouls		TP	AS	TO	ST	Blocks		+/-	Shooting By Period											
			M	A			M	A	OR	DR					PF	FF		BS	BA	1st	2nd	3rd							
11	Joseph Tugler	F 16:10	5-6	0-0	3-3	2	1	3	3	3	13	1	2	2	3	0	21	1st	FG%	12-28	42.9%								
3	J'Wan Roberts	F 09:34	2-2	0-0	0-0	2	1	3	0	0	4	0	0	1	0	0	11	1st	FG%	2-14	14.3%								
4	LJ Cryer	G 26:45	1-8	0-6	0-0	0	4	4	0	1	2	2	0	0	0	1	17	1st	FT%	13-18	72.2%								
7	Milos Uzan	G 34:41	3-13	1-7	3-4	0	5	5	1	2	10	4	1	1	1	0	30	2nd	FG%	18-39	46.2%								
21	Emanuel Sharp	G 20:28	4-10	1-6	4-4	1	4	5	1	2	13	0	1	2	0	0	16	2nd	FT%	2-10	20.0%								
23	Terrance Arceneaux	27:05	7-12	1-2	1-2	2	7	9	2	1	16	1	0	0	1	0	28	2nd	FT%	1-1	100%								
5	Ja'Vier Francis	12:46	1-2	0-0	1-2	1	4	5	4	3	3	0	3	0	0	1	11	GM FG%	30-67	44.8%									
5	Mickey Wilson	26:47	4-7	0-1	2-2	3	3	5	1	2	10	4	2	2	2	0	14	3rd	FG%	4-24	16.7%								
8	Medric Lath	09:10	-1	0-0	0-0	0	2	0	0	0	2	0	0	0	0	0	1	FT	14-19	73.7%									
25	Merly Miller	12:56	2-6	1-2	0-0	1	3	4	2	0	5	0	1	1	0	0	8	Free Ball Rebounds:	3	0									
0	Kordellus Jefferson	03:38	0-0	0-0	0-0	0	0	0	0	0	0	0	0	0	0	0	-9												
Team						2		2		4	0		1																
Totals			30-67		4-24	14-19	16	34	50	18	15	78	12	10	5	2	29												

## #14/14 HOUSTON 60, OKLAHOMA STATE 47

Monday, Dec. 30, 2024 • Gallagher-Iba Arena • Stillwater, Okla.



Official Basketball Box Score - Final  
Houston at Oklahoma St.  
12/30/24 Gallagher-Iba Arena, Stillwater  
2024-25 Men's Basketball

Game Time: 7:00 PM  
Game Duration: 1:54  
Attendance: 7,365

Officials: Ray Nalik, Brooks Wells, Gregory Nixon

Houston - 60

Record: 9-3 (1-0)

NO.	Name	Min	FG	3P	FT	Rebounds	Fouls	TP	AS	TO	ST	Blocks	+	-
			M-A	M-A	M-A	OR DR TOT	PF FD					BS BA		
11	Joseph Tugler	19:19	2-6	0-0	0-0	1 1 2	5 2	4	2	1	0	3	0	11
13	J'Wan Roberts	32:21	9-13	0-0	2-2	3 8 11	1 4	20	1	2	2	1	0	28
4	LJ Cryer	33:48	6-15	4-8	2-2	0 2 2	1 1	18	0	2	4	0	0	10
7	Milos Uzan	35:53	5-10	2-6	0-0	1 5 6	3 1	12	4	1	2	0	0	25
21	Emanuel Sharp	22:10	1-4	0-2	0-0	0 2 2	1 0	2	1	0	0	0	0	13
5	Ja'Vier Francis	19:25	1-4	0-0	0-0	0 5 5	2 0	2	0	2	0	0	1	7
23	Terrance Arceneaux	17:28	0-3	0-3	0-0	2 2 2	2 0	0	0	0	3	0	0	10
8	Mylik Wilson	15:48	0-1	0-1	2-2	0 2 2	0 1	2	1	0	0	0	0	4
0	Kordellus Jefferson	01:16	0-0	0-0	0-0	0 0 0	0 0	0	0	0	0	0	0	5
2	Cedric Lath	01:16	0-0	0-0	0-0	0 0 0	1 0	0	0	0	0	0	0	5
25	Mercy Miller	01:16	0-1	0-0	0-0	0 0 0	0 0	0	0	0	0	0	0	5
Team						0 2 2				0	1			
Totals			24-57	6-20	6-6	5 29 34	16 9	60	9	12	8	5	1	13

Technical Fouls: NONE

Shooting By Period		
1 <sup>st</sup> FG%	13-30	43.3%
3PT%	2-5	40.0%
FT%	0-0	0%
2 <sup>nd</sup> FG%	11-27	40.7%
3PT%	4-15	26.7%
FT%	6-6	100%
GM FG%	24-57	42.1%
3PT%	6-20	30.0%
FT%	6-6	100.0%

Dead Ball Rebounds: 0, 0

Oklahoma St. - 47

Record: 8-4 (0-1)

NO.	Name	Min	FG	3P	FT	Rebounds	Fouls	TP	AS	TO	ST	Blocks	+	-
			M-A	M-A	M-A	OR DR TOT	PF FD					BS BA		
25	Robert Jennings	26:12	2-6	0-1	6-6	1 4 5	3 5	10	0	0	2	1	1	-9
33	Abou Ousmane	30:13	2-3	0-0	1-2	2 4 6	0 2	5	0	1	2	0	0	-10
1	Bryce Thompson	10:58	0-6	0-2	0-0	0 1 1	0 1	0	1	2	0	0	0	3
5	Khalil Brantley	28:42	0-4	0-2	0-0	2 6 8	1 1	0	4	3	0	0	1	-7
14	Jamyrus Keller	21:46	0-5	0-2	4-4	0 0 0	0 3	4	0	1	0	0	0	-3
0	Marchelus Avery	20:35	2-8	1-4	0-0	0 3 3	2 0	5	1	1	0	0	0	-12
2	Arturo Dean	23:12	3-7	1-2	2-4	0 4 4	1 2	9	1	3	1	0	1	-14
6	Brandon Newman	24:10	4-11	2-5	2-2	1 3 4	1 2	12	0	0	0	0	1	-7
4	Davonte Davis	10:29	0-2	0-1	0-0	0 0 0	1 0	0	0	1	0	0	0	-9
24	Pat Suernick	03:43	1-2	0-0	0-0	1 0 1	1 0	2	1	1	0	0	1	3
Team						4 3 7				0	2			
Totals			14-54	4-19	15-18	11 28 39	10 16	47	7	14	7	1	5	-13

Technical Fouls: Avery 2<sup>nd</sup> 5:14

Shooting By Period		
1 <sup>st</sup> FG%	6-27	22.2%
3PT%	1-8	12.5%
FT%	5-6	83.3%
2 <sup>nd</sup> FG%	8-27	29.6%
3PT%	3-11	27.3%
FT%	10-12	83.3%
GM FG%	14-54	25.9%
3PT%	4-19	21.1%
FT%	15-18	83.3%

Dead Ball Rebounds: 3, 0

		HOU	OKST
Biggest lead	22 (2 <sup>nd</sup> 3:28)	6 (1 <sup>st</sup> 10:24)	
Best Scoring Run	11 (1 <sup>st</sup> 5:06)	9 (1 <sup>st</sup> 10:24)	
Lead Changes	4		
Times Tied	5		
Time with Lead	28:09	04:26	

Points from		HOU	OKST
Turnovers	16	7	
Paint	28	20	
Second Chance	7	10	
Fast Breaks	14	9	
Bench	4	28	

Period by Period Scoring		1st	2nd	TOT
HOU	28	32	60	
OKST	18	29	47	

## #14/14 HOUSTON vs. BYU

Saturday, Jan. 4, 2025 • Fertitta Center • Houston



Official Basketball Box Score - Final  
BYU at Houston  
01/04/25 Fertitta Center, Houston, Texas  
2024-25 Men's Basketball

Game Time: 1:01 PM  
Game Duration: 1:56  
Attendance: 7,035

Officials: Jeffery Anderson, Gary Maxwell, De Sella Dean

BYU - 55

Record: 10-3 (1-1)

NO.	Name	Min	FG	3P	FT	Rebounds	Fouls	TP	AS	TO	ST	Blocks	+	-
			M-A	M-A	M-A	OR DR TOT	PF FD					BS BA		
6	Kanon Catchings	25:35	2-5	1-3	1-2	2 0 2	2 2	6	1	0	1	1	1	28
13	Keba Keita	19:55	3-7	0-0	0-0	1 0 1	3 2	6	0	0	0	1	2	-19
3	Egor Demin	25:51	1-6	0-3	1-2	0 3 3	1 1	3	7	3	1	0	0	-31
15	Richie Saunders	22:22	3-8	1-5	2-3	0 2 2	1 4	9	1	2	1	0	1	-16
30	Dallin Hall	24:19	1-1	1-1	4-4	0 0 0	2 2	7	0	3	0	0	0	-12
25	Dawson Baker	17:57	2-7	0-3	0-0	0 1 1	2 1	4	1	2	1	0	1	-15
45	Fousseyni Traore	19:31	0-3	0-0	1-2	1 5 6	0 1	1	3	3	0	0	1	-18
5	Mihailo Boskovic	12:35	1-2	1-2	2-2	0 2 2	0 2	5	1	0	0	0	0	-6
21	Trevin Kneil	15:53	4-6	4-6	0-0	1 1 1	3 0	12	0	0	0	0	0	-8
0	Mawot Mag	05:46	1-2	0-0	0-0	0 0 0	1 0	2	0	1	1	0	1	-5
4	Brody Kozlowski	04:12	0-1	0-1	0-0	0 0 0	0 0	0	0	0	0	0	0	1
1	Trey Stewart	03:03	0-0	0-0	0-0	0 0 0	0 0	0	0	0	1	0	0	1
2	Elijah Crawford	03:03	0-0	0-0	0-0	0 0 0	0 0	0	0	0	0	0	0	1
Team						3 3 6				0	1			
Totals			18-48	8-24	11-15	7 17 24	15 15	55	14	15	6	2	7	-31

Technical Fouls: NONE

Shooting By Period		
1 <sup>st</sup> FG%	8-22	36.4%
3PT%	4-14	28.6%
FT%	2-4	50%
2 <sup>nd</sup> FG%	10-26	38.5%
3PT%	4-10	40.0%
FT%	9-11	81.8%
GM FG%	18-48	37.5%
3PT%	8-24	33.3%
FT%	11-15	73.3%

Dead Ball Rebounds: 5, 0

Houston - 86

Record: 9-4 (2-0)

NO.	Name	Min	FG	3P	FT	Rebounds	Fouls	TP	AS	TO	ST	Blocks	+	-
			M-A	M-A	M-A	OR DR TOT	PF FD					BS BA		
11	Joseph Tugler	18:27	1-1	0-0	3-4	3 2 5	5 3	5	0	3	0	2	0	19
13	J'Wan Roberts	24:54	3-4	0-0	0-0	2 4 6	1 2	6	2	3	2	0	0	32
4	LJ Cryer	27:11	3-11	3-9	0-0	0 0 0	0 1	9	2	1	1	0	0	28
7	Milos Uzan	31:04	2-9	2-6	1-2	0 2 2	0 1	7	8	0	2	0	1	26
21	Emanuel Sharp	20:07	5-9	4-8	4-4	0 3 3	3 4	18	1	0	1	0	0	17
5	Ja'Vier Francis	19:01	4-6	0-0	1-2	3 2 5	2 2	9	0	1	1	3	0	14
23	Terrance Arceneaux	22:59	5-9	4-5	1-2	3 3 6	0 1	15	1	0	2	0	1	14
8	Mylik Wilson	17:11	5-5	2-2	0-0	2 2 4	0 0	12	0	1	0	0	0	3
25	Mercy Miller	10:42	0-2	0-1	2-2	1 1 2	2 1	2	1	1	0	0	0	4
0	Kordellus Jefferson	04:12	1-3	1-3	0-0	0 0 0	0 0	3	0	1	0	0	0	-1
2	Cedric Lath	04:12	0-0	0-0	0-0	0 0 0	2 0	0	0	0	1	0	0	-1
Team						1 3 4				0	0			
Totals			29-59	16-34	12-16	15 22 37	15 15	86	15	11	9	7	2	31

Technical Fouls: NONE

		BYU	HOU
Biggest lead	0 (1 <sup>st</sup> 20:00)	34 (2 <sup>nd</sup> 7:34)	
Best Scoring Run	5 (2 <sup>nd</sup> 5:50)	9 (2 <sup>nd</sup> 12:13)	
Lead Changes	0		
Times Tied	2		
Time with Lead	00:00	36:57	

Points from		BYU	HOU
Turnovers	5	24	
Paint	18	24	
Second Chance	7	18	
Fast Breaks	4	13	
Bench	24	41	

Period by Period Scoring		1st	2nd	TOT
BYU	22	33	55	
HOU	39	47	86	

## #12/11 HOUSTON 65, TCU 46

Monday, Jan. 6, 2025 • Fertitta Center • Houston



Official Basketball Box Score - Final  
TCU at Houston  
01/06/25 Fertitta Center, Houston, Texas  
2024-25 Men's Basketball

Game Time: 8:05 PM  
Game Duration: 1:54  
Attendance: 7,035

Officials: Kipp Kissinger, Doug Simmons, Brent Smith

TCU - 46

Record: 8-6 (1-2)

NO.	Name	Min	FG M-A	3P M-A	FT M-A	Rebounds OR DR TT	Fouls PF FD	TP	AS	TO	ST	Blocks BS BA	+/-			
13	Trazarien White	F 24:57	4-9	1-5	0-0	0 1 1	2 1	9	0	1	0	0	1	-16		
15	David Punch	F 25:21	2-2	0-0	1-2	3 2 5	1 2	5	0	1	0	0	0	-16		
8	Ernest Udeh Jr.	C 27:56	0-0	0-0	0-0	2 2 4	3 0	0	1	2	2	0	0	-11		
3	Vasean Allette	G 32:41	4-10	2-3	1-2	0 5 5	0 3	11	1	2	0	0	2	-14		
21	Noah Reynolds	G 30:47	9-16	0-5	1-3	1 1 2	1 4	19	1	4	0	0	1	-25		
0	Brendan Wenzel		15:54	0-3	0-1	0-0	2 2 2	0 2	0	0	0	0	1	0		
1	Isaiah Manning		10:32	0-4	0-0	0-0	1 1 0	1	0	0	0	0	0	-6		
5	Micah Robinson		15:03	0-1	0-1	0-0	2 2 1	0	0	0	2	2	0	-3		
32	Malick Diallo		12:04	1-2	0-0	0 1 1	3 0	2	0	1	0	0	1	-8		
41	Jace Posey		04:45	0-0	0-0	0 0 0	0 1	0	1	1	0	0	0	4		
Team						3	1 4	0	5							
Totals		20-47	3-18	3-7	9	18	27	11	14	46	4	19	4	2	6	-19



# #10/8 HOUSTON 70, rv/#25 WEST VIRGINIA 54

Wednesday, Jan. 15, 2025 • Fertitta Center • Houston



Official Basketball Box Score - Final  
West Virginia at Houston  
01/15/25 Fertitta Center, Houston, Texas  
2024-25 Men's Basketball

Game Time: 7:01 PM  
Game Duration: 1:56  
Attendance: 7,035

Officials: Gregory Nixon, Brooks Wells, James Duke

West Virginia - 54

Record: 12-4 (3-2)

NO. Name	Min	FG	3P	FT	Rebounds	Fouls	TP	AS	TO	ST	Blocks	+/-
		M-A	M-A	M-A	OR DR TOT	PF					BS BA	
11 Jonathan Powell	F 37:03	2-7	2-6	2-4	0 3 3	2 2	8	1	1	1	0 0	-10
0 Eduardo Andre	F 19:35	1-2	0-0	0-0	0 3 3	3 0	2	0	2	0	0 1	-14
5 Toby Okani	G 35:51	3-7	1-2	1-2	2 3 5	2 1	8	1	3	1	0 0	-11
7 Javon Small	G 37:56	4-11	3-5	2-2	0 1 1	1 5	13	8	1	1	1 2	-15
10 Sencire Harris	G 22:38	3-3	0-0	1-2	1 2 3	2 2	7	0	0	2	0 0	-2
13 Amani Hansberry	19:34	6-8	3-5	1-1	0 1 1	4 1	16	0	2	0	1 0	0
4 LJ Cryer	19:44	0-4	0-3	0-0	1 1 2	3 0	0	0	1	0	0 0	-15
3 KJ Tenner	03:41	0-1	0-1	0-0	0 0 0	0 0	0	0	1	0	0 0	-10
22 Haris Elezovic	01:54	0-0	0-0	0-0	0 0 0	0 0	0	0	0	0	0 0	-4
8 Jake Auer	02:04	0-0	0-0	0-0	0 0 0	0 0	0	0	0	0	0 0	-1
Team					3 3 6			0	1			
Totals		19-43	9-22	7-11	6 17 23	17 11	54	10	12	5	2 4	-16

Technical Fouls:NONE

Houston - 70

Record: 13-3 (5-0)

NO. Name	Min	FG	3P	FT	Rebounds	Fouls	TP	AS	TO	ST	Blocks	+/-
		M-A	M-A	M-A	OR DR TOT	PF					BS BA	
11 Joseph Tugler	F 19:56	0-1	0-0	0-0	4 1 5	4 2	0	0	2	2	0 0	9
13 J'Wan Roberts	F 33:35	10-13	0-0	2-4	0 3 3	1 4	22	1	3	0	1 0	7
4 LJ Cryer	G 28:15	5-12	3-4	1 1	2 2 3	18	2	0	0	0	0 1	0
7 Milos Uzan	G 34:44	3-8	1-4	1-1	1 6 7	0 2	8	4	0	2	0 1	19
21 Emanuel Sharp	G 31:59	4-9	3-8	3-3	0 3 3	0 3	14	1	1	0	0 1	7
8 Mylik Wilson	11:04	0-1	0-0	0-0	2 2 0	1 0	1	0	1	0	0 0	5
5 Ja'Vier Francis	14:50	1-2	0-0	0-0	2 2 4	2 1	2	0	0	1	0 0	7
23 Terrance Arceneaux	25:37	2-5	2-4	0-0	1 3 4	2 1	6	2	2	0	1 0	25
Team					0 0 0		0	1				
Totals		25-51	11-26	9-12	9 21 30	11 17	70	11	7	6	4 2	16

Technical Fouls:NONE

	WVU	HOU
Biggest lead	5 (1 <sup>st</sup> 13:10)	18 (2 <sup>nd</sup> 4:58)
Best Scoring Run	8 (2 <sup>nd</sup> 18:13)	14 (2 <sup>nd</sup> 7:08)
Lead Changes	5	
Times Tied	2	
Time with Lead	03:06	34:34

Shooting By Period		
1 <sup>st</sup>	2 <sup>nd</sup>	3 <sup>rd</sup>
FG% 10-22 45.5%	FG% 4-10 40.0%	FG% 3-4 75%
3PT% 6-11 54.5%	3PT% 2-3 66.7%	3PT% 1-2 50%
FT% 7-9 77.8%	FT% 4-9 44.4%	FT% 1-2 50%
GM FG% 19-43 44.2%	GM 3PT% 9-22 40.9%	GM FT% 7-11 63.6%
Dead Ball Rebounds: 1, 0		

Shooting By Period		
1 <sup>st</sup>	2 <sup>nd</sup>	3 <sup>rd</sup>
FG% 16-26 61.5%	FG% 6-11 54.5%	FG% 2-3 66.7%
3PT% 6-11 54.5%	3PT% 2-3 66.7%	3PT% 1-2 50%
FT% 7-9 77.8%	FT% 4-9 44.4%	FT% 1-2 50%
GM FG% 25-51 49.0%	GM 3PT% 11-26 42.3%	GM FT% 9-12 75.0%
Dead Ball Rebounds: 3, 0		



Official Basketball Box Score - Final  
Houston at UCF  
01/18/25 Addition Financial Arena, Orlando  
2024-25 Men's Basketball

Game Time: 12:00 PM  
Game Duration: 2:11  
Attendance: 9,314

Officials: Kipp Kissinger, Justin Shamion, Randall Anders

Houston - 69

Record: 14-3 (6-0)

NO. Name	Min	FG	3P	FT	Rebounds	Fouls	TP	AS	TO	ST	Blocks	+/-
		M-A	M-A	M-A	OR DR TOT	PF					BS BA	
11 Joseph Tugler	F 12:23	1-2	0-0	0-0	0 2 2	3 0	2	0	1	0	1 1	5
13 J'Wan Roberts	F 35:30	10-17	0-0	1-2	6 3 9	4 3	21	1	2	0	0 1	3
4 LJ Cryer	G 35:41	2-13	2-7	0-0	1 3 4	1 1	6	1	1	0	0 2	5
7 Milos Uzan	G 35:22	4-11	0-2	0-0	0 3 3	1 0	8	5	0	1	1 0	1
21 Emanuel Sharp	G 28:27	4-11	1-6	0-0	0 4 4	4 1	9	0	2	1	0 0	9
5 Ja'Vier Francis	24:38	5-6	0-0	6-6	7 3 10	2 5	16	0	1	0	1 0	0
8 Mylik Wilson	17:50	3-6	0-0	1-2	1 4 5	4 2	7	1	1	1	0 0	-10
23 Terrance Arceneaux	10:09	0-3	0-1	0-1	1 0 1	1 0	0	0	0	1	1 -8	
Team					2 4 4		0	0				
Totals		29-69	3-16	8-11	18 24 42	20 13	69	8	8	3	4 5	1

Shooting By Period		
1 <sup>st</sup>	2 <sup>nd</sup>	3 <sup>rd</sup>
FG% 13-33 39.4%	FG% 4-12 33.3%	FG% 8-10 80%
3PT% 1-8 12.5%	3PT% 5-6 83.3%	3PT% 1-2 50%
FT% 7-9 77.8%	FT% 4-9 44.4%	FT% 1-2 50%
GM FG% 29-69 42.0%	GM 3PT% 3-16 18.8%	GM FT% 8-11 72.7%
Dead Ball Rebounds: 0, 0		

UCF - 68

Record: 12-5 (3-3)

NO. Name	Min	FG	3P	FT	Rebounds	Fouls	TP	AS	TO	ST	Blocks	+/-
		M-A	M-A	M-A	OR DR TOT	PF					BS BA	
52 Moustapha Thiam	C 33:32	7-10	1-2	3-4	2 3 5	0 4	18	1	0	0	3 0	1
0 Jordan Ivy-Curry	G 29:51	4-10	2-7	4-4	0 3 3	1 3	14	0	0	0	1 0	-8
3 Darius Johnson	G 32:05	5-16	3-7	0-0	3 0 3	4 1	13	4	1	0	0 3	1
4 Keyshawn Hall	G 35:08	2-12	0-3	2-6	4 7 11	4 6	3	5	0	0	1 -6	
6 Daltan "Deebo" Coleman	G 28:55	3-6	1-3	1-1	2 3 5	1 4	8	2	3	0	0 -5	
5 Benny Williams	08:17	0-1	0-1	1-2	0 1 1	1 1	1	0	0	0 0	0 5	
7 Dior Johnson	06:17	1-2	0-0	0-0	0 2 2	0 0	2	0	0	0 0	0 0	
1 Mikey Williams	11:47	1-3	0-0	0-0	1 3 4	1 0	2	1	0	0	1 0	5
2 JJ Taylor	11:05	2-2	0-0	0-0	1 0 1	2 0	4	0	1	0	0 0	4
35 Rokas Jocius	03:03	0-0	0-0	0-0	0 0 0	0 0	0	0	0	0 0	0 -2	
Team					3 3 6		0	0				
Totals		25-62	7-23	11-17	16 25 41	14 19	68	11	13	1	5 4	-1

Technical Fouls: Tugler 1<sup>st</sup> 17:56

	HOU	UCF
Biggest lead	5 (2 <sup>nd</sup> 6:52)	12 (1 <sup>st</sup> 1:13)
Best Scoring Run	13 (2 <sup>nd</sup> 16:20)	7 (1 <sup>st</sup> 8:07)
Lead Changes	11	
Times Tied	2	
Time with Lead	07:48	30:17

# #7/5 HOUSTON vs. UTAH

Wednesday, Jan. 22, 2025 • Fertitta Center • Houston



Official Basketball Box Score - Final  
Utah at Houston  
01/22/25 Fertitta Center, Houston, Texas  
2024-25 Men's Basketball

Game Time: 5:02 PM  
Game Duration: 2:01  
Attendance: 7,035

Officials: Ted Valentine, Tommy Johnson, Darron George

Utah - 36

Record: 11-7 (3-4)

NO. Name	Min	FG	3P	FT	Rebounds	Fouls	TP	AS	TO	ST	Blocks	+/-
		M-A	M-A	M-A	OR DR TOT	PF					BS BA	
2 Ezra Asuar	F 20:49	0-4	0-0	1-2	3 0 3	1 3	1	0	2	0	0 3	-26
10 Jake Wainin	F 24:28	2-7	0-2	1-2	3 2 5	1 1	5	2	0	0	0 2	-11
34 Lawson Loving	C 21:19	1-5	0-0	0-1	0 4 4	1 4	2	1	4	0	0 3	-28
25 Mike Sharavjanitis	G 10:40	0-2	0-1	0-0	0 1 1	1 0	0	0	3	0	1 0	-18
55 Gabe Madsen	G 22:37	3-10	2-8	0-0	2 2 2	1 0	8	1	4	1	0 0	-33
1 Mirot Little	22:20	2-3	2-3	0-0	0 2 2	4 1	6	0	5	0	0 0	-17
0 Hunter Erickson	12:51	0-0	0-0	0-0	1 1 2	0 0	0	0	2	0	0 0	-13
11 Caleb Lohner	11:25	1-1	0-0	0-0	0 1 1	1 0	2	0	2	0	0 0	-13
32 Zach Keller	12:13	1-2	0-0	0-1	0 0 0	2 1	2	1	0	0	0 0	-2
8 Keanu Dawes	25:05	2-4	1-1	2-4	3 6 9	3 2	7	1	2	0	0 2	-15
45 Mason Madsen	16:15	1-5	0-2	1-2	0 0 0	2 1	3	1	0	2	0 1	2
Team					6 2 8		0	2				
Totals		13-43	5-17	5-12	15 21 36	19 13	36	7	26	3	1 11	-34

Technical Fouls:NONE

Houston - 70

Record: 15-3 (7-0)

NO. Name	Min	FG	3P	FT	Rebounds	Fouls	TP	AS	TO	ST	Blocks	+/-
		M-A	M-A	M-A	OR DR TOT	PF					BS BA	
11 Joseph Tugler	F 13:20	2-3	0-0	0-0	0 2 2	5 0	4	0	0	4	2 0	14
13 J'Wan Roberts	F 24:43	5-9	0-0	1-2	1 3 4	1 3	11	1	1	3	2 0	31
4 LJ Cryer	G 23:14	4-7	3-4	2-2	0 1 1	0 2	13	1	0	0	0 0	35
7 Milos Uzan	G 24:33	6-9	2-4	0-0	1 0 1	2 2	14	5	1	1	0 0	27
23 Terrance Arceneaux	G 33:04	4-10	0-3	2-2	2 4 6	0 1	10	3	1	3	4 0	32
5 Ja'Vier Francis	16:56	3-4	0-0	0-0	1 1 2	1 1	6	1	1	2	0 31	
8 Mylik Wilson	24:18	2-11	0-2	0-1	3 4 7	1 2	4	4	0	5	0 1	8
25 Mercy Miller	18:12	0-5	0-3	7-8	2 1 3	0 4	7	0	0	0	0 0	-4
2 Cedric Lath	13:45	0-0	0-0	1-4	4 1 5	2 3	1	0	1	0	2 -2	
0 Kordellus Jefferson	07:55	0-2	0-2	0-0	0 0 0	1 1	0	0	0	1	0 0	-2
Team					1 1 2		0	0				
Totals		26-60	5-18	13-19	15 18 33	13 19	70	15	5	19	11 1	34

Technical Fouls:NONE

	UTAH	HOU
Biggest lead	0 (1 <sup>st</sup> 20:00)	37 (2 <sup>nd</sup> 11:30)
Best Scoring Run	4 (1 <sup>st</sup> 8:56)	18 (1 <sup>st</sup> 9:54)
Lead Changes	0	
Times Tied	0	
Time with Lead	00:00	39:44

Shooting By Period		
1 <sup>st</sup>	2 <sup>nd</sup>	3 <sup>rd</sup>
FG% 18-35 51.4%	FG% 4-10 40.0%	FG% 1-2 50%
3PT% 1-2 50%	3PT% 1-8 12.5%	3PT% 2-3 66.7%
FT% 5-12 41.7%	FT% 12-17 70.6%	FT% 1-2 50%
GM FG% 26-60 43.3%	GM 3PT% 5-18 27.8%	GM FT% 13-19 68.4%
Dead Ball Rebounds: 4, 0		

# #6/5 HOUSTON 63, rv/rv WEST VIRGINIA 49

Wednesday, Jan. 29, 2025 • WVU Coliseum • Morgantown, W.Va.



Official Basketball Box Score - Final  
Houston at West Virginia  
01/29/25 WVU Coliseum, Morgantown, W.Va.  
2024-25 Men's Basketball

Game Time: 7:00 PM  
Game Duration: 2:00  
Attendance: 12,083

Officials: Don Daly, Brooks Wells, Chance Moore

Houston - 63

Record: 17-3 (9-0)

NO.	Name	Min	FG	3P	FT	Rebounds	Fouls	TP	AS	TO	ST	Blocks	BS	BA	+/
11	Joseph Tugler	27:34	5-9	0-1	2-2	3 4 7	4 2	12	0	1	0	1	0	1	11
13	J'Wan Roberts	34:50	2-6	0-0	1-1	4 2 6	0 2	5	3	2	1	1	0	9	
4	LJ Cryer	35:07	6-12	2-4	3-3	0 3 3	2 2	17	3	2	1	0	0	16	
7	Milos Uzan	37:33	4-10	2-4	0-0	0 0 0	4 2	10	2	2	1	0	1	18	
21	Emanuel Sharp	18:12	1-4	1-4	0-0	0 3 3	2 1	3	0	2	1	0	0	1	
5	Ja'Vier Francis	11:28	3-3	0-0	0-0	2 3 5	0 2	6	0	1	1	0	0	3	
23	Terrance Arceneaux	22:41	3-5	2-4	0-0	1 1 2	0 0	8	0	0	0	0	0	14	
8	Mylik Wilson	12:36	1-3	0-1	0-0	1 4 5	1 0	2	0	3	0	0	0	0	
Team						2 1 3	0	0	1						
Totals			25-52	7-18	6-6	13 21 34	13 11	63	8	14	5	2	1	14	

Technical Fouls:NONE

West Virginia - 49

Record: 13-7 (4-5)

NO.	Name	Min	FG	3P	FT	Rebounds	Fouls	TP	AS	TO	ST	Blocks	BS	BA	+/
11	Jonathan Powell	38:22	2-9	2-8	0-0	1 0 1	2 0	6	0	0	0	0	0	-13	
13	Amari Hansberry	25:37	3-8	0-3	2-4	1 4 5	1 4	8	0	4	0	0	1	-4	
5	Toby Okati	36:10	4-9	0-0	0-1	0 4 4	0 3	8	5	2	1	1	1	-14	
7	Javon Small	36:40	3-7	2-5	0-0	0 3 3	0 0	8	-3	1	0	0	0	-12	
10	Senecire Harris	19:57	2-2	0-0	2-4	0 2 2	4 6	0	3	2	0	0	0	2	
1	Joseph Yesulu	23:49	4-6	0-2	1-2	1 1 2	3 2	9	2	0	1	0	0	-14	
0	Eduardo Andre	14:48	2-2	0-0	0-0	0 0 0	1 0	4	1	1	1	0	0	-11	
3	KJ Tenner	24:39	0-0	0-0	0-0	0 0 0	0 0	0	0	0	1	0	0	-4	
Team						2 0 2	0	0	1						
Totals			20-43	4-18	5-11	5 14 19	11 13	49	11	12	6	1	2	-14	

Technical Fouls:NONE

	HOU	WVU
Biggest lead	20 (1 <sup>st</sup> 0:49)	0 (1 <sup>st</sup> 20:00)
Best Scoring Run	9 (1 <sup>st</sup> 10:48)	11 (2 <sup>nd</sup> 16:16)
Lead Changes	0	0
Times Tied	0	0
Time with Lead	39:43	00:00

Shooting By Period	1 <sup>st</sup>	2 <sup>nd</sup>	3 <sup>rd</sup>	4 <sup>th</sup>	OT
FG%	6-22 27.3%	2-10 20.0%	1-2 50%	1-2 50%	
3P%	2-8 25.0%	0-3 0.0%	0-3 0.0%	0-3 0.0%	
FT%	2-4 50.0%	2-4 50.0%	2-4 50.0%	2-4 50.0%	
GM FG%	20-43 46.5%	3-11 27.3%	3-11 27.3%	3-11 27.3%	
3P%	4-18 22.2%	0-3 0.0%	0-3 0.0%	0-3 0.0%	
FT%	5-11 45.5%	2-4 50.0%	2-4 50.0%	2-4 50.0%	

Dead Ball Rebounds: 3/0

# #22/19 TEXAS TECH 82, #6/5 HOUSTON 81 (OT)

Saturday, Feb. 1, 2025 • Fertitta Center • Houston



Official Basketball Box Score - Final  
Texas Tech at Houston  
02/01/25 Fertitta Center, Houston, Texas  
2024-25 Men's Basketball

Game Time: 5:05 PM  
Game Duration: 2:43  
Attendance: 7,324

Officials: Bert Smith, Tyler Kumpf, Justin Shannon

Texas Tech - 82

Record: 17-4 (8-2)

NO.	Name	Min	FG	3P	FT	Rebounds	Fouls	TP	AS	TO	ST	Blocks	BS	BA	+/
5	Darrion Williams	33:50	5-11	1-5	2-4	1 3 4	5 4	13	3	2	3	3	0	-3	
15	JT Toppin	33:50	0-1	0-0	0-0	0 1 1	1 0	0	0	0	0	0	0	1	
0	Chance McMillan	42:38	7-14	2-6	7-7	1 4 5	1 4	23	1	3	2	0	0	0	
3	Elijah Hawkins	41:32	4-12	4-7	5-5	1 5 6	2 4	17	4	4	0	0	1	1	
24	Kerwin Walton	26:11	4-7	4-6	2-3	0 1 1	0 2	14	0	0	0	0	0	6	
33	Federico Federico	21:17	0-0	0-0	1-4	3 3 6	5 3	1	0	1	0	0	0	7	
4	Christian Anderson	34:10	2-8	1-6	5-7	1 1 2	4 4	10	0	1	0	1	0	-2	
23	Eemeli Yalahou	21:32	1-1	0-0	2-4	2 2 4	2 2	4	2	2	0	0	0	-5	
Team						5 3 8	0	1							
Totals			23-54	12-30	24-34	14 23 37	22 23	82	10	13	6	4	2	1	

Technical Fouls:Coach 1<sup>st</sup>16:10Coach 1<sup>st</sup>16:10

Houston - 81

Record: 17-4 (8-2)

NO.	Name	Min	FG	3P	FT	Rebounds	Fouls	TP	AS	TO	ST	Blocks	BS	BA	+/
11	Joseph Tugler	24:18	2-5	0-0	1-4	5 3 8	4 3	5	1	0	1	1	1	-9	
13	J'Wan Roberts	38:38	6-15	0-0	6-9	3 4 7	1 7	18	3	5	3	0	2	-8	
4	LJ Cryer	44:00	7-14	3-6	5-6	0 4 4	2 3	22	2	1	0	0	1	0	
7	Milos Uzan	37:29	4-12	1-5	1-2	0 1 1	2 2	10	2	4	1	0	0	3	
21	Emanuel Sharp	17:37	1-2	0-1	2-2	0 3 3	3 2	4	0	0	1	0	0	-1	
5	Ja'Vier Francis	12:38	2-2	0-0	3-4	2 1 3	4 3	7	0	1	0	1	0	0	
23	Terrance Arceneaux	31:04	4-8	1-2	0-0	2 0 2	4 0	9	1	0	2	0	0	-1	
8	Mylik Wilson	19:16	3-6	0-0	0-0	2 3 5	4 0	6	2	0	1	0	0	5	
Team						2 3 5	0	1							
Totals			29-64	5-14	18-27	16 22 38	24 20	81	11	12	9	2	4	-1	

Technical Fouls:Roberts 1<sup>st</sup>15:46

	TTU	HOU
Biggest lead	7 (1 <sup>st</sup> 4:18)	6 (2 <sup>nd</sup> 3:49)
Best Scoring Run	9 (1 <sup>st</sup> 11:49)	8 (2 <sup>nd</sup> 9:10)
Lead Changes	11	0
Times Tied	10	4
Time with Lead	24:09	15:05

Shooting By Period	1 <sup>st</sup>	2 <sup>nd</sup>	3 <sup>rd</sup>	4 <sup>th</sup>	OT
FG%	13-28 46.4%	13-28 46.4%	13-28 46.4%	13-28 46.4%	
3P%	3-7 42.9%	3-7 42.9%	3-7 42.9%	3-7 42.9%	
FT%	15-32 46.9%	15-32 46.9%	15-32 46.9%	15-32 46.9%	
GM FG%	29-64 45.3%	29-64 45.3%	29-64 45.3%	29-64 45.3%	
3P%	5-14 35.7%	5-14 35.7%	5-14 35.7%	5-14 35.7%	
FT%	18-27 66.7%	18-27 66.7%	18-27 66.7%	18-27 66.7%	

Dead Ball Rebounds: 4/0

# #5/5 HOUSTON 72, OKLAHOMA STATE 63

Tuesday, Feb. 4, 2025 • Fertitta Center • Houston



Official Basketball Box Score - Final  
Oklahoma St. at Houston  
02/04/25 Fertitta Center, Houston, Texas  
2024-25 Men's Basketball

Game Time: 7:01 PM  
Game Duration: 1:57  
Attendance: 7,035

Officials: Marques Pettigrew, Rick Crawford, Antonio Petty

Oklahoma St. - 63

Record: 11-11 (3-8)

NO.	Name	Min	FG	3P	FT	Rebounds	Fouls	TP	AS	TO	ST	Blocks	BS	BA	+/
25	Robert Jennings	18:27	1-2	0-0	2-3	0 2 2	0 2	4	0	2	0	1	0	-13	
33	Abou Ousmane	31:54	7-10	1-1	1-2	2 2 4	3 2	16	1	2	0	0	1	3	
1	Bryce Thompson	29:32	5-10	0-2	1-1	0 2 2	1 4	11	4	1	0	0	1	-7	
2	Arturo Dean	28:45	5-8	2-4	1-2	0 0 0	0 3	13	4	4	5	0	0	0	
14	Jamylon Keller	25:41	2-5	1-3	0-0	0 2 2	1 0	5	0	0	0	0	0	-7	
0	Marchelus Avery	22:55	4-8	2-6	0-0	0 3 3	2 2	10	3	1	1	1	0	8	
5	Khalil Brantley	11:15	0-1	0-0	0-0	0 2 2	0 0	0	0	1	0	0	0	-9	
6	Brandon Newman	20:11	1-5	1-3	1-2	0 3 3	3 2	4	0	0	0	0	0	-6	
4	Davonte Davis	04:40	0-0	0-0	0-0	0 1 1	0 0	0	2	0	0	0	0	-2	
24	Pat Suemnick	06:40	0-0	0-0	0-2	2 0 2	2 1	0	0	0	0	0	0	-12	
Team						0 3 3	0	0							
Totals			25-49	7-19	6-12	4 20 24	16 12	63	14	11	6	2	3	-9	

Technical Fouls:NONE

Houston - 72

Record: 18-4 (10-1)

NO.	Name	Min	FG	3P	FT	Rebounds	Fouls	TP	AS	TO	ST	Blocks	BS	BA	+/
11	Joseph Tugler	24:58	2-6	0-0	3-4	4 5 9	3 6	7	3	3	1	2	1	-3	
13	J'Wan Roberts	37:55	6-10	0-0	2-2	7 3 10	2 2	14	1	3	1	0	0	8	
4	LJ Cryer	38:36	6-15	4-11	2-2	0 3 3	1 1	18	0	2	0	0	0	11	
7	Milos Uzan	35:54	6-10	3-4	2-2	0 2 2	3 2	17	5	0	0	0	0	13	
23	Terrance Arceneaux	28:38	4-12	1-5	1-2	2 3 5	1 2	10	6	1	1	0	0	14	
8	Mylik Wilson	22:58	2-8	0-1	2-2	2 2 4	0 3	6	1	1	3	1	0	-7	
2	Cedric Lath	08:06	0-0	0-0	0-0	1 0 1	2 0	0	0	0	0	0	0	2	
25	Mercy Miller	02:55	0-1	0-0	0-0	0 0 0	0 0	0	0	0	0	0	0	7	
Team						2 4 6	0	0							
Totals			26-62	8-21	12-14	18 22 40	12 16	72	16	10	6	3	2	9	

Technical Fouls:NONE

	OSU	HOU
Biggest lead	9 (1 <sup>st</sup> 11:55)	17 (2 <sup>nd</sup> 14:30)
Best Scoring Run	7 (2 <sup>nd</sup> 12:12)	8 (2 <sup>nd</sup> 16:29)
Lead Changes	5	0
Times Tied	1	0
Time with Lead	14:31	25:11

Shooting By Period	1<
--------------------	----

# #6/6 HOUSTON 76, rv/rv BAYLOR 65

Monday, Feb. 10, 2025 • Fertitta Center • Houston



Official Basketball Box Score - Final  
Baylor at Houston  
02/10/25 Fertitta Center, Houston, Texas  
2024-25 Men's Basketball

Game Time: 8:07 PM  
Game Duration: 2:04  
Attendance: 7,035

Officials: Doug Simons, Kipp Kissinger, Ted Valentine

Baylor - 65

Record: 15-9 (7-6)

NO. Name	Min	FG	3P	FT	Rebounds	Fouls	TP	AS	TO	ST	Blocks	BS	BA	+	-
15 Norchad Omier	F 37:10	8-9	1-1	2-2	2 3 5	4 4	15	0	2	0	0	0	0	-6	
1 Robert Wright	G 27:58	2-7	2-3	4-6	0 2 2	1 6	10	3	3	1	0	1	0	-9	
3 Jeremy Roach	G 24:28	2-3	2-2	0-0	0 0 0	4 0	6	2	2	1	0	0	0	-6	
7 V.J. Edgcombe	G 36:48	5-5	0-0	4-4	1 5 6	1 2	14	3	5	2	0	0	0	-8	
13 Langston Love	G 35:36	5-7	4-5	1-2	0 1 1	2 2	15	1	2	0	0	0	0	-11	
3 Jayden Nunn	19:37	0-2	0-1	0-0	0 2 2	1 1	0	0	0	0	0	0	0	-11	
32 Jalen Celestine	18:23	0-5	0-3	1-2	1 0 1	4 1	1	1	1	1	0	0	0	-4	
Team					0 3 3	0	0	0	0	0	0	0	0		
Totals		22-38	9-15	12-16	4 16 20	17 16	65	10	15	5	0	1	1	-11	

Technical Fouls: NONE

Shooting By Period	1st	2nd	3rd	4th	FT
1st FG%	11-19	57.9%			
3PT%	4-6	66.7%			
FT%	4-6	66.7%			
2nd FG%	11-19	57.9%			
3PT%	5-9	55.6%			
FT%	8-10	80%			
GM FG%	22-38	57.9%			
3PT%	9-15	60.0%			
FT%	12-16	75.0%			

Dead Ball Rebounds: 3, 0

Houston - 76

Record: 20-4 (12-1)

NO. Name	Min	FG	3P	FT	Rebounds	Fouls	TP	AS	TO	ST	Blocks	BS	BA	+	-
11 Joseph Tugler	F 27:23	3-4	0-0	0-0	5 3 8	1 2	6	1	0	0	1	0	1	4	
13 J'Wan Roberts	F 30:11	4-7	0-0	2-2	0 3 3	4 4	10	2	2	1	0	0	0	-3	
4 LJ Cryer	G 30:38	5-11	4-7	0-0	0 1 1	1 4	10	14	3	1	0	0	0	17	
7 Milos Uzan	G 34:10	4-9	1-5	3-4	0 2 2	2 4	12	6	0	2	0	0	0	14	
21 Emanuel Sharp	G 25:04	3-7	3-7	1-2	0 0 0	3 1	10	1	1	1	0	0	0	15	
5 Ja'Vier Francis	12:37	1-1	0-0	2-2	2 1 3	3 2	4	1	1	1	0	0	0	7	
23 Terrance Arceaneux	21:52	4-6	1-3	2-4	1 1 2	0 2	11	2	0	0	0	0	0	19	
8 Mylik Wilson	14:38	3-8	1-2	2-2	0 1 1	1 2	9	1	2	1	0	0	0	-8	
25 Mercy Miller	03:27	0-0	0-0	0-0	0 1 1	1 0	0	0	0	0	0	0	0	-10	
Team					1 0 1	0	0	0	0	0	0	0	0		
Totals		27-53	10-24	12-16	9 13 22	16 17	76	17	7	6	1	0	1	11	

Technical Fouls: NONE

Shooting By Period	1st	2nd	3rd	4th	FT
1st FG%	15-29	51.7%			
3PT%	5-12	41.7%			
FT%	3-4	75%			
2nd FG%	12-24	50.0%			
3PT%	5-12	41.7%			
FT%	9-12	75%			
GM FG%	27-53	50.9%			
3PT%	10-24	41.7%			
FT%	12-16	75.0%			

Dead Ball Rebounds: 5, 0

	BAY	HOU
Biggest lead	0 (1st 20:00)	25 (2nd 5:43)
Best Scoring Run	11 (2nd 1:22)	11 (2nd 5:43)
Lead Changes	0	
Times Tied	2	
Time with Lead	00:00	37:59

Points from Turnovers	BAY	HOU
Paint	24	32
Second Chance	7	16
Fast Breaks	7	7
Bench	1	24

Period by Period Scoring	1st	2nd	TOT
BAY	30	35	65
HOU	38	38	76

# #6/6 HOUSTON 62, #13/13 ARIZONA 58

Saturday, Feb. 15, 2025 • McKale Memorial Center • Tucson, Ariz.



Official Basketball Box Score - Final  
Houston at Arizona  
02/15/25 McKale Memorial Center, Tucson, Ariz.  
2024-25 Men's Basketball

Game Time: 12:01 PM  
Game Duration: 2:12  
Attendance: 14,688

Officials: Gregory Nixon, Rick Crawford, Brady McCull

Houston - 62

Record: 21-4 (13-1)

NO. Name	Min	FG	3P	FT	Rebounds	Fouls	TP	AS	TO	ST	Blocks	BS	BA	+	-
11 Joseph Tugler	F 21:38	4-7	0-0	0-0	1 4 5	4 1	8	0	0	1	1	0	0	17	
13 J'Wan Roberts	F 35:03	3-11	0-0	3-5	0 4 4	1 5	9	3	1	0	0	2	9		
4 LJ Cryer	G 35:00	6-12	3-8	0-0	0 1 1	2 0	15	2	2	0	0	0	1	4	
7 Milos Uzan	G 38:06	8-12	1-1	2-2	0 2 2	1 3	19	5	0	2	0	0	0	10	
21 Emanuel Sharp	G 21:46	0-6	0-6	0-0	0 2 2	1 1	0	1	1	3	0	0	0	-5	
5 Ja'Vier Francis	15:08	1-4	0-0	0-0	2 5 7	3 0	2	0	2	0	1	1	1	-12	
8 Mylik Wilson	06:08	1-2	0-0	0-0	0 1 1	0 0	2	0	0	0	1	0	0	-7	
23 Terrance Arceaneux	27:11	2-4	1-2	2-2	0 2 2	1 1	7	0	0	0	1	0	0	4	
Team					3 3 6	0	0	1	0	0	0	0	0		
Totals		25-58	5-17	7-9	6 24 30	13 11	62	11	7	7	3	4	4		

Technical Fouls: NONE

Shooting By Period	1st	2nd	3rd	4th	FT
1st FG%	10-28	35.7%			
3PT%	3-3	100%			
FT%	3-3	100%			
2nd FG%	15-30	50.0%			
3PT%	3-8	37.5%			
FT%	4-6	66.7%			
GM FG%	25-58	43.1%			
3PT%	5-17	29.4%			
FT%	7-9	77.8%			

Dead Ball Rebounds: 1, 0

Arizona - 58

Record: 17-8 (11-3)

NO. Name	Min	FG	3P	FT	Rebounds	Fouls	TP	AS	TO	ST	Blocks	BS	BA	+	-
4 Trey Townsend	F 16:13	1-5	1-2	0-0	0 3 3	0 0	3	1	1	0	0	1	1	4	
30 Tobie Awaka	F 14:43	0-0	0-0	0-0	1 3 4	3 0	0	0	0	0	1	0	0	-6	
0 Jaden Bradley	G 36:42	1-6	0-2	2-2	0 5 5	3 2	4	4	2	0	0	0	1	-3	
1 Caleb Love	G 38:22	6-15	1-8	4-4	0 4 4	1 3	17	7	5	0	0	0	0	-8	
3 Anthony Dell'Orso	G 14:07	2-3	1-2	0-0	0 0 0	0 0	5	0	1	1	0	0	0	2	
13 Henri Veesaar	25:17	3-5	0-0	1-3	1 2 3	4 3	7	0	1	0	1	0	0	2	
5 KJ Lewis	28:11	4-12	0-3	5-6	2 4 6	0 4	13	2	0	2	0	0	1	-6	
9 Carter Bryant	26:26	3-8	2-6	1-2	2 4 6	0 1	9	0	0	0	2	0	0	3	
Team					5 3 8	0	0	1	0	0	0	0	0		
Totals		20-54	5-23	13-17	11 28 39	11 13	58	14	11	3	4	3	-4		

Technical Fouls: NONE

	HOU	ARIZ
Biggest lead	7 (2nd 3:11)	9 (1st 7:25)
Best Scoring Run	12 (2nd 5:15)	6 (1st 9:58)
Lead Changes	4	
Times Tied	3	
Time with Lead	07:43	28:57

Points from Turnovers	HOU	ARIZ
Paint	13	6
Second Chance	36	26
Fast Breaks	10	18
Bench	11	29

Period by Period Scoring	1st	2nd	TOT
HOU	25	37	62
ARIZ	30	28	58

# #5/5 HOUSTON 80, ARIZONA STATE 65

Tuesday, Feb. 18, 2025 • Desert Financial Arena • Tempe, Ariz.



Official Basketball Box Score - Final  
Houston at Arizona St.  
02/18/25 Desert Financial Arena, Tempe  
2024-25 Men's Basketball

Game Time: 7:00 PM  
Game Duration: 2:11  
Attendance: 8,315

Officials: Tony Padilla, Kelly Self, Paul Seitz

Houston - 80

Record: 22-4 (14-1)

NO. Name	Min	FG	3P	FT	Rebounds	Fouls	TP	AS	TO	ST	Blocks	BS	BA	+	-
11 Joseph Tugler	F 07:41	2-3	0-0	0-0	0 1 1	5 2	4	0	2	0	1	1	1	6	
13 J'Wan Roberts	F 31:53	4-5	0-0	2-4	3 3 6	2 4	10	2	2	0	2	0	0	22	
4 LJ Cryer	G 35:23	6-13	4-10	2-2	0 4 4	1 2	18	6	1	1	0	1	0	21	
7 Milos Uzan	G 34:06	3-9	3-6	0-0	0 3 3	3 1	9	5	1	0	0	0	0	6	
21 Emanuel Sharp	G 30:41	4-9	4-7	5-6	0 4 4	1 3	17	1	0	2	0	1	5		
5 Ja'Vier Francis	12:28	1-4	0-0	6-6	4 1 5	4 4	8	0	1	0	0	1	0	12	
23 Terrance Arceaneux	19:13	1-2	0-0	0-0	1 1 2	0 2	0	0	1	1	0	0	0	13	
8 Mylik Wilson	22:53	5-8	0-0	2-2	5 7 7	1 1	12	1	0	2	1	0	0	10	
25 Mercy Miller	02:30	0-0	0-0	0-0	0 0 0	1 0	0	0	0	0	0	0	0	-9	
20 Kordellus Jefferson	00:42	0-0	0-0	0-0	0 0 0	0 0	0	0	0	0	0	0	0	-2	
Team					3 1 4	0	0	3	0	0	0	0	0		
Totals		26-54	11-23	17-20	13 23 36	20 17	80	15	12	6	4	4	15		

Technical Fouls: NONE

Shooting By Period	1st	2nd	3rd	4th	FT
1st FG%	4-10	40.0%			
3PT%	4-10	40.0%			
FT%	13-16	81.3%			
2nd FG%	11-26	42.3%			
3PT%	7-13	53.8%			
FT%	4-4	100%			
GM FG%	26-54	48.1%			
3PT%	11-23	47.8%			
FT%	17-20	85.0%			

Dead Ball Rebounds: 1, 0

Arizona St. - 65

Record: 12-14 (3-12)

NO. Name	Min	FG	3P	FT	Rebounds	Fouls	TP	AS	TO	ST	Blocks	BS	BA	+	-
21 Jayden Quaintance	F 13:23	0-2	0-0	0-0	1 1 2	2 0	0	2	2	0	0	2	14		
9 Shawn Phillips Jr.	C 16:46	1-2	0-0	3-4	0 1 1	3 4	5	0	0	0	3	1	2		
1 Alston Mason	G 33:31	8-9	4-5	6-7	1 2 3	0 4	26	1	2	0	0	0	0	-11	



# #4/4 HOUSTON 69, #10/10 TEXAS TECH 61

Monday, Feb. 24, 2025 • United Supermarkets Arena • Lubbock, Texas



Official Basketball Box Score - Final  
Houston at Texas Tech  
02/24/25 United Supermarkets Arena, Lubbock  
2024-25 Men's Basketball

Game Time: 8:00 PM  
Game Duration: 2:13  
Attendance: 15,098

Officials: Kipp Kissinger, Doug Shows, Gregory Nixon

Houston - 69														
Record: 24-4 (16-1)														
NO. Name	Min	FG M-A	3P M-A	FT M-A	Rebounds OR DR TOT	Fouls PF FD	TP	AS	TO	ST	Blocks BS BA	+/-		
11 Joseph Tugler	F 20:47	4-5	0-0	0-1	0 3 3	5 1 8	2	1	1	1	0	15		
13 J'Wan Roberts	F 30:31	3-10	0-0	0-10	1 6 7	3 6 16	3	0	1	1	1	10		
4 LJ Cryer	G 31:20	1-5	1-4	2-2	1 2 3	1 1 5	3	1	1	0	0	2		
7 Milos Uzan	G 34:57	8-15	3-4	3-4	1 1 2	2 3 22	2	3	2	0	2	13		
21 Emanuel Sharp	G 35:06	3-6	2-3	2-2	0 5 5	2 4 10	1	0	1	0	0	3		
5 Ja'Vier Francis	18:54	1-1	0-0	0-0	1 5 6	1 2 2	1	2	0	1	0	-6		
23 Terrance Arceneaux	14:22	0-2	0-1	0-0	1 0 1	1 0 0	0	0	0	0	0	2		
8 Mylik Wilson	14:02	2-5	0-0	2-2	0 3 3	3 1 6	0	2	1	0	0	1		
Team					2 1 3		0							
Totals		22-49	6-12	19-23	7 26 33	18 18	69	12	9	7	3	8		

Technical Fouls: NONE

Texas Tech - 61														
Record: 21-7 (12-5)														
NO. Name	Min	FG M-A	3P M-A	FT M-A	Rebounds OR DR TOT	Fouls PF FD	TP	AS	TO	ST	Blocks BS BA	+/-		
15 JT Toppin	F 36:24	6-18	0-3	2-4	3 7 10	2 3 14	1	1	1	1	2	-7		
33 Federico Federiko	C 29:08	2-2	0-0	0-0	5 4 9	4 0 4	2	0	0	1	0	-5		
3 Elijah Hawkins	G 38:17	2-10	2-7	8-9	0 2 2	3 7 14	5	1	3	1	1	-8		
4 Christian Anderson	G 40:00	2-11	0-6	6-7	3 5 8	4 3 10	0	2	1	0	0	-8		
24 Kerwin Walton	G 31:19	4-11	4-11	0-0	2 1 3	0 3 0	12	0	3	0	0	-19		
1 Kevin Overton	24:52	1-5	0-3	5-6	2 2 4	2 5 7	2	2	1	0	0	1		
Team					2 2 4		0							
Totals		17-57	6-30	21-26	17 23 40	18 18	61	10	10	6	3	-8		

Technical Fouls: NONE

		HOU	TTU
Biggest lead	10 (2 <sup>nd</sup> 3:42)	3 (1 <sup>st</sup> 11:58)	
Best Scoring Run	7 (1 <sup>st</sup> 8:48)	5 (1 <sup>st</sup> 15:05)	
Lead Changes	8		
Times Tied	5		
Time with Lead	32:01	05:36	

Shooting By Period				
1 <sup>st</sup> FG%	9-27	33.3%		
3PT%	3-15	20.0%		
FT%	9-9	100%		
2 <sup>nd</sup> FG%	6-30	26.7%		
FT%	12-17	70.6%		
GM FG%	17-57	29.8%		
3PT%	6-30	20.0%		
FT%	21-26	80.8%		
Dead Ball Rebounds: 2, 0				

# #4/4 HOUSTON 73, CINCINNATI 64

Saturday, March 1, 2025 • Fertitta Center • Houston



Official Basketball Box Score - Final  
Cincinnati at Houston  
03/01/25 Fertitta Center, Houston, Texas  
2024-25 Men's Basketball

Game Time: 3:40 PM  
Game Duration: 1:57  
Attendance: 7,035

Officials: Marques Pettigrew, Ray Nail, Daron George

Cincinnati - 64														
Record: 17-12 (7-11)														
NO. Name	Min	FG M-A	3P M-A	FT M-A	Rebounds OR DR TOT	Fouls PF FD	TP	AS	TO	ST	Blocks BS BA	+/-		
23 Dillon Mitchell	F 24:30	2-4	1-2	0-0	1 2 3	2 0 5	1	0	0	0	0	-6		
55 Aziz Bandaogo	C 30:27	3-5	0-0	0-0	2 6 8	1 2 6	0	1	0	0	0	-7		
1 Day Day Thomas	G 19:20	8-12	1-2	2-2	0 3 3	4 2 19	1	1	1	0	1	11		
2 Jizzie James	G 37:26	8-19	0-2	2-4	2 1 3	1 5 18	5	1	3	0	2	-5		
10 Josh Reed	G 33:18	1-3	0-0	2-2	1 1 2	4 1 4	0	0	2	0	0	-4		
0 Dan Skillings Jr.	18:02	1-4	1-3	0-0	2 4 6	2 2 3	1	3	0	0	0	-15		
41 Simas Lukosius	30:20	3-10	3-10	0-0	0 1 1	2 1 9	1	3	0	0	0	-14		
14 Tyler Betsey	05:06	0-1	0-1	0-0	0 1 1	0 0 0	0	0	1	0	0	-3		
22 Amritn Page	01:31	0-1	0-0	0-0	0 0 0	1 0 0	0	0	0	0	0	-2		
Team					3 2 5		0							
Totals		26-59	6-20	6-8	11 21 32	17 13	64	9	11	6	2	-9		

Technical Fouls: NONE

Houston - 73														
Record: 25-4 (17-1)														
NO. Name	Min	FG M-A	3P M-A	FT M-A	Rebounds OR DR TOT	Fouls PF FD	TP	AS	TO	ST	Blocks BS BA	+/-		
11 Joseph Tugler	F 18:54	2-2	0-0	2-3	1 4 5	1 5 6	3	0	1	2	0	12		
13 J'Wan Roberts	F 21:52	4-9	0-0	0-0	0 5 5	2 0 8	1	0	0	1	1	-4		
4 LJ Cryer	G 34:11	7-13	2-6	4-4	0 1 1	1 3 20	1	2	0	0	0	-2		
7 Milos Uzan	G 33:31	3-9	0-2	0-0	0 3 3	1 1 6	2	4	2	0	0	3		
21 Emanuel Sharp	G 30:19	3-7	1-5	2-2	0 2 2	3 4 9	0	0	2	0	0	1		
5 Ja'Vier Francis	18:32	2-2	0-0	2-3	3 3 6	1 2 6	0	2	0	0	0	1		
23 Terrance Arceneaux	26:03	5-8	0-1	0-0	0 0 0	1 2 10	1	0	0	0	0	15		
8 Mylik Wilson	16:38	4-6	0-0	0-0	0 1 1	3 0 8	1	1	2	1	1	19		
Team					2 3 5		0							
Totals		30-56	3-14	10-12	6 22 28	13 17	73	9	9	7	4	2	-9	

Technical Fouls: NONE

		CIN	HOU
Biggest lead	8 (1 <sup>st</sup> 13:28)	19 (2 <sup>nd</sup> 6:56)	
Best Scoring Run	10 (1 <sup>st</sup> 13:28)	14 (1 <sup>st</sup> 7:51)	
Lead Changes	2		
Times Tied	1		
Time with Lead	06:44	30:50	

# #3/3 HOUSTON 65, KANSAS 59

Monday, March 3, 2025 • Fertitta Center • Houston



Official Basketball Box Score - Final  
Kansas at Houston  
03/03/25 Fertitta Center, Houston  
2024-25 Men's Basketball

Game Time: 9:00 PM  
Game Duration: 2:08  
Attendance: 7,231

Officials: Kipp Kissinger, Doug Simons, Ronald Groover

Kansas - 59														
Record: 19-11 (10-9)														
NO. Name	Min	FG M-A	3P M-A	FT M-A	Rebounds OR DR TOT	Fouls PF FD	TP	AS	TO	ST	Blocks BS BA	+/-		
24 KJ Adams	F 33:05	3-7	0-0	9-10	1 3 4	2 6 15	1	0	0	1	3	-1		
1 Hunter Dickinson	C 31:08	6-13	0-1	5-6	2 10 12	5 4 17	3	7	0	2	2	-3		
3 Dajuan Harris Jr.	G 33:58	1-2	0-0	0-0	0 3 3	3 0 2	2	2	2	0	0	-7		
5 Zeke Mayo	G 33:36	3-6	1-3	0-0	1 2 3	0 1 7	1	6	1	0	0	-5		
6 Rylan Griffin	G 11:27	0-4	0-2	0-0	0 1 1	1 1 0	1	1	0	0	0	-10		
2 AJ Storr	05:08	0-1	0-0	2-3	0 0 0	0 1 2	0	2	0	0	0	1		
8 David Coit	28:33	5-8	4-6	0-0	0 4 4	2 0 14	4	1	1	0	0	4		
40 Flory Bidunga	15:32	1-1	0-0	0-0	0 3 3	1 0 2	0	1	0	2	0	-12		
4 Rakease Passmore	07:33	0-0	0-0	0-0	0 0 0	1 0 0	0	0	0	0	0	-2		
Team					1 3 4		0							
Totals		19-42	5-12	16-19	5 29 34	15 13	59	12	20	4	5	-6		

Technical Fouls: NONE

Houston - 65														
Record: 26-4 (18-1)														
NO. Name	Min	FG M-A	3P M-A	FT M-A	Rebounds OR DR TOT	Fouls PF FD	TP	AS	TO	ST	Blocks BS BA	+/-		
5 Ja'Vier Francis	F 15:11	0-0	0-0	0-3	1 2 3	0 3 0	0	0	0	1	2	-3		
13 J'Wan Roberts	F 36:12	3-11	0-0	0-0	2 4 6	1 1 6	1	1	4	1	2	7		
4 LJ Cryer	G 25:32	8-15	4-6	2-2	2 1 3	4 3 22	0	1	3	0	1	9		
7 Milos Uzan	G 22:58	4-10	2-4	0-0	0 0 0	3 0 10	2	1	0	0	0	3		
8 Mylik Wilson	G 27:07	4-10	0-2	2-2	1 4 5	3 2 10	6	0	4	0	1	12		
11 Joseph Tugler	27:16	2-5	0-1	1-2	3 4 7	1 1 5	0	2	2	0	0	7		
21 Emanuel Sharp	27:06	3-10	1-4	5-5	5 1 6	0 4 12	0	1	2	0	1	1		
23 Terrance Arceneaux	18:39	0-7	0-3	0-0	1 1 2	1 1 0	0	0	0	0	1	-6		
Team					2 3 5		0							
Totals		24-68	7-20	10-14	17 20 37	13 15	65	9	6	16	6	5	-6	

Technical Fouls: NONE

		KAN	HOU
Biggest lead	3 (2 <sup>nd</sup> 14:27)	7 (2 <sup>nd</sup> 18:35)	
Best Scoring Run	7 (1 <sup>st</sup> 2:29)	7 (1 <sup>st</sup> 14:14)	
Lead Changes	6		
Times Tied	3		
Time with Lead	04:07	31:56	

Shooting By Period		
1 <sup>st</sup>	FG%	12-39 30.8%
	3PT%	4-11 36.4%
	FT%	2-4 50%
2 <sup>nd</sup>	FG%	12-29 41.4%
	3PT%	3-9 33.3%
	FT%	8-10 80%
GM	FG%	24-68 35.3%
	3PT%	7-20 35.0%
	FT%	10-14 71.4%

Dead Ball Rebounds: 2



## 2024-25 Houston Men's Basketball Combined Team Statistics All games

Page 1/1  
as of Mar 05, 2025

### Game Records

Record	Overall	Home	Away	Neutral
ALL GAMES	26-4	16-1	9-0	1-3
CONFERENCE	18-1	9-1	9-0	0-0
NON-CONFERENCE	8-3	7-0	0-0	1-3

### Score by Periods

Team	1st	2nd	OT	TOT
Houston	1109	1084	42	2235
Opponents	773	923	45	1741

### Team Box Score

No.	Player				Total		3-Point		F-Throw		Rebounds											
		GP-GS	MIN	AVG	FG-FGA	FG%	3FG-3FGA	3FG%	FT-FTA	FT%	OFF	DEF	TOT	AVG	PF	DQ	A	TO	BLK	STL	PTS	AVG
4	CRYER, LJ	30-30	959:01	32.0	152-363	.419	87-207	.420	60-65	.923	10	56	66	2.2	43	0	58	36	2	25	451	15.0
21	SHARP, Emanuel	27-26	709:53	26.3	92-215	.428	61-146	.418	73-80	.913	10	70	80	3.0	59	1	26	21	0	38	318	11.8
13	ROBERTS, J'Wan	29-29	888:18	30.6	134-265	.506	0-0	.000	55-86	.640	71	112	183	6.3	57	0	51	47	22	30	323	11.1
7	UZAN, Milos	30-30	934:22	31.1	127-277	.458	44-104	.423	28-39	.718	11	81	92	3.1	59	3	134	41	3	34	326	10.9
23	ARCENEUX, Terrance	30-4	655:04	21.8	87-189	.460	25-70	.357	30-41	.732	32	59	91	3.0	35	0	29	19	12	29	229	7.6
8	WILSON, Mylik	30-1	498:33	16.6	77-164	.470	11-27	.407	20-25	.800	29	75	104	3.5	40	0	39	23	5	36	185	6.2
11	TUGLER, Joseph	30-23	649:35	21.7	70-131	.534	3-10	.300	30-55	.545	80	91	171	5.7	96	5	28	32	60	26	173	5.8
5	FRANCIS, Ja'Vier	28-7	428:05	15.3	50-88	.568	0-1	.000	35-52	.673	54	65	119	4.3	57	0	6	27	27	14	135	4.8
25	MILLER, Mercy	17-0	159:25	9.4	16-55	.291	5-24	.208	19-24	.792	8	24	32	1.9	17	0	7	8	1	6	56	3.3
3	WALKER JR., Ramon	8-0	92:22	11.5	6-12	.500	2-4	.500	2-3	.667	6	13	19	2.4	5	0	0	1	2	2	16	2.0
0	JEFFERSON, Kordelius	12-0	47:51	4.0	5-15	.333	1-10	.100	0-0	.000	0	2	2	0.2	7	0	0	3	1	1	11	0.9
2	LATH, Cedric	17-0	102:31	6.0	5-10	.500	0-0	.000	2-9	.222	16	6	22	1.3	18	0	1	2	5	1	12	0.7
Team											50	60	110					18				
Total		30	6125		821-1784	.460	239-603	.396	354-479	.739	377	714	1091	36.4	493	9	379	278	140	242	2235	74.5
Opponents		30	6125		580-1510	.384	207-656	.316	374-537	.696	288	644	932	31.1	475	6	326	422	77	142	1741	58.0

### Team Statistics

	UH	OPP
<b>Scoring</b>	<b>2235</b>	<b>1741</b>
Points per game	74.5	58.0
Scoring margin	+16.5	-
<b>Field goals-att</b>	<b>821-1784</b>	<b>580-1510</b>
Field goal pct	.460	.384
<b>3 point fg-att</b>	<b>239-603</b>	<b>207-656</b>
3-point FG pct	.396	.316
3-pt FG made per game	8.0	6.9
<b>Free throws-att</b>	<b>354-479</b>	<b>374-537</b>
Free throw pct	.739	.696
F-Throws made per game	11.8	12.5
<b>Rebounds</b>	<b>1091</b>	<b>932</b>
Rebounds per game	36.4	31.1
Rebounding margin	+5.3	-
<b>Assists</b>	<b>379</b>	<b>326</b>
Assists per game	12.6	10.9
<b>Turnovers</b>	<b>278</b>	<b>422</b>
Turnovers per game	9.3	14.1
Turnover margin	+4.8	-
Assist/turnover ratio	1.4	0.8
<b>Steals</b>	<b>242</b>	<b>142</b>
Steals per game	8.1	4.7
<b>Blocks</b>	<b>140</b>	<b>77</b>
Blocks per game	4.7	2.6
<b>Winning streak</b>	<b>9</b>	<b>-</b>
Home win streak	5	-
<b>Attendance</b>	<b>120422</b>	<b>97680</b>
Home games-Avg/Game	17-7084	9-10853
Neutral site-Avg/Game	-	4-6441

### Team Results

Date	Opponent	Score	Att.
11/04/2024	Jackson St.	W 97-40	7035
11/09/2024	vs Auburn	L 69-74	6901
11/13/2024	Louisiana	W 91-45	7035
11/22/2024	Hofstra	W 80-44	7035
11/26/2024	vs Alabama	Lot 80-85	7602
11/27/2024	vs Notre Dame	W 65-54	6143
11/30/2024	vs San Diego St.	Lot 70-73	5117
12/07/2024	Butler	W 79-51	7035
12/10/2024	Troy	W 62-42	7035
12/18/2024	Toledo	W 78-49	7035
12/21/2024	A&M-Corpus Christi	W 87-51	7035
12/30/2024	at Oklahoma St.	W 60-47	7365
01/04/2025	BYU	W 86-55	7035
01/06/2025	TCU	W 65-46	7035
01/11/2025	at Kansas St.	W 87-57	8332
01/15/2025	West Virginia	W 70-54	7035
01/18/2025	at UCF	W 69-68	9014
01/22/2025	Utah	W 70-36	7035
01/25/2025	at Kansas	Wot2 92-86	15300
01/29/2025	at West Virginia	W 63-49	12083
02/01/2025	Texas Tech	Lot 81-82	7324
02/04/2025	Oklahoma St.	W 72-63	7035
02/08/2025	at Colorado	W 69-59	7485
02/10/2025	Baylor	W 76-65	7035
02/15/2025	at Arizona	W 62-58	14688
02/18/2025	at Arizona St.	W 80-65	8315
02/22/2025	Iowa St.	W 68-59	7377
02/24/2025	at Texas Tech	W 69-61	15098
03/01/2025	Cincinnati	W 73-64	7035
03/03/2025	Kansas	W 65-59	7231



## 2024-25 Houston Men's Basketball Combined Team Statistics In Conference games

Page 1/1  
as of Mar 05, 2025

### Game Records

Record	Overall	Home	Away	Neutral
ALL GAMES	18-1	9-1	9-0	0-0
CONFERENCE	18-1	9-1	9-0	0-0
NON-CONFERENCE	0-0	0-0	0-0	0-0

### Score by Periods

Team	1st	2nd	OT	TOT
Houston	674	668	35	1377
Opponents	521	582	30	1133

### Team Box Score

No.	Player				Total		3-Point		F-Throw		Rebounds															
		GP-GS	MIN	AVG	FG-FGA	FG%	3FG-3FGA	3FG%	FT-FTA	FT%	OFF	DEF	TOT	AVG	PF	DQ	A	TO	BLK	STL	PTS	AVG				
4	CRYER, LJ	19-19	629:19	33.1	98-231	.424	56-132	.424	36-40	.900	10	39	49	2.6	32	0	36	24	0	14	288	15.2				
13	ROBERTS, J'Wan	19-19	621:41	32.7	103-204	.505	0-0	.000	40-64	.625	42	74	116	6.1	36	0	41	32	12	22	246	12.9				
7	UZAN, Milos	19-19	643:39	33.9	89-186	.478	31-71	.437	20-29	.690	6	52	58	3.1	37	0	78	25	1	24	229	12.1				
21	SHARP, Emanuel	16-15	420:39	26.3	47-114	.412	31-85	.365	31-34	.912	5	42	47	2.9	32	0	10	11	0	24	156	9.8				
8	WILSON, Mylik	19-1	330:51	17.4	53-112	.473	6-17	.353	15-19	.789	18	51	69	3.6	28	0	23	15	3	26	127	6.7				
23	ARCENEUX, Terrance	19-3	419:07	22.1	45-108	.417	16-48	.333	12-17	.706	20	32	52	2.7	22	0	17	12	12	14	118	6.2				
11	TUGLER, Joseph	19-18	416:42	21.9	43-80	.538	0-3	.000	17-30	.567	48	56	104	5.5	64	5	16	20	33	16	103	5.4				
5	FRANCIS, Ja'Vier	18-1	285:04	15.8	34-57	.596	0-0	.000	23-33	.697	43	45	88	4.9	35	0	4	16	15	9	91	5.1				
25	MILLER, Mercy	9-0	51:07	5.7	0-13	.000	0-6	.000	13-14	.929	3	4	7	0.8	5	0	1	3	1	0	13	1.4				
0	JEFFERSON, Kordelius	5-0	17:21	3.5	2-6	.333	1-5	.200	0-0	.000	0	0	0	0.0	2	0	0	2	0	1	5	1.0				
2	LATH, Cedric	8-0	39:29	4.9	0-0	.000	0-0	.000	1-4	.250	6	3	9	1.1	9	0	0	1	3	0	1	0.1				
Team											26	33	59				14									
Total		19	3875		514-1111	.463	141-367	.384	208-284	.732	227	431	658	34.6	302	5	226	175	80	150	1377	72.5				
Opponents		19	3875		386-942	.410	134-405	.331	227-326	.696	170	403	573	30.2	291	4	217	266	46	92	1133	59.6				

### Team Statistics

	UH	OPP
<b>Scoring</b>	<b>1377</b>	<b>1133</b>
Points per game	72.5	59.6
Scoring margin	+12.8	-
<b>Field goals-att</b>	<b>514-1111</b>	<b>386-942</b>
Field goal pct	.463	.410
<b>3 point fg-att</b>	<b>141-367</b>	<b>134-405</b>
3-point FG pct	.384	.331
3-pt FG made per game	7.4	7.1
<b>Free throws-att</b>	<b>208-284</b>	<b>227-326</b>
Free throw pct	.732	.696
F-Throws made per game	10.9	11.9
<b>Rebounds</b>	<b>658</b>	<b>573</b>
Rebounds per game	34.6	30.2
Rebounding margin	+4.5	-
<b>Assists</b>	<b>226</b>	<b>217</b>
Assists per game	11.9	11.4
<b>Turnovers</b>	<b>175</b>	<b>266</b>
Turnovers per game	9.2	14.0
Turnover margin	+4.8	-
Assist/turnover ratio	1.3	0.8
<b>Steals</b>	<b>150</b>	<b>92</b>
Steals per game	7.9	4.8
<b>Blocks</b>	<b>80</b>	<b>46</b>
Blocks per game	4.2	2.4
<b>Winning streak</b>	<b>9</b>	<b>-</b>
Home win streak	5	-
<b>Attendance</b>	<b>71177</b>	<b>97680</b>
Home games-Avg/Game	10-7118	9-10853
Neutral site-Avg/Game	-	0-0

### Team Results

Date	Opponent		Score	Att.
12/30/2024	at Oklahoma St.	W	60-47	7365
01/04/2025	BYU	W	86-55	7035
01/06/2025	TCU	W	65-46	7035
01/11/2025	at Kansas St.	W	87-57	8332
01/15/2025	West Virginia	W	70-54	7035
01/18/2025	at UCF	W	69-68	9014
01/22/2025	Utah	W	70-36	7035
01/25/2025	at Kansas	Wot2	92-86	15300
01/29/2025	at West Virginia	W	63-49	12083
02/01/2025	Texas Tech	Lot	81-82	7324
02/04/2025	Oklahoma St.	W	72-63	7035
02/08/2025	at Colorado	W	69-59	7485
02/10/2025	Baylor	W	76-65	7035
02/15/2025	at Arizona	W	62-58	14688
02/18/2025	at Arizona St.	W	80-65	8315
02/22/2025	Iowa St.	W	68-59	7377
02/24/2025	at Texas Tech	W	69-61	15098
03/01/2025	Cincinnati	W	73-64	7035
03/03/2025	Kansas	W	65-59	7231



2024-25 Houston Men's Basketball  
Team High/Low Analysis  
All games

a

## Houston - Game Highs

POINTS	97	Jackson St. (11/04/2024)
	92	at Kansas (01/25/2025)
	91	Louisiana (11/13/2024)
	87	at Kansas St. (01/11/2025)
	87	A&M-Corpus Christi (12/21/2024)
FIELD GOALS MADE	39	Jackson St. (11/04/2024)
	35	at Kansas (01/25/2025)
FIELD GOAL ATTEMPTS	73	at Kansas (01/25/2025)
	69	at UCF (01/18/2025)
	69	at Kansas St. (01/11/2025)
FIELD GOAL PERCENTAGE	.582 (39-67)	Jackson St. (11/04/2024)
	.536 (30-56)	Cincinnati (03/01/2025)
3 PT FG MADE	16	BYU (01/04/2025)
	14	A&M-Corpus Christi (12/21/2024)
3 PT FG ATTEMPTS	34	BYU (01/04/2025)
	29	A&M-Corpus Christi (12/21/2024)
3 PT FG PERCENTAGE	.600 (12-20)	Jackson St. (11/04/2024)
	.588 (10-17)	Iowa St. (02/22/2025)
FREE THROWS MADE	26	vs Alabama (N) (11/26/2024)
	21	A&M-Corpus Christi (12/21/2024)
FREE THROW ATTEMPTS	33	vs Alabama (N) (11/26/2024)
	27	Texas Tech (02/01/2025)
	27	Louisiana (11/13/2024)
FREE THROW PERCENTAGE	1.000 (7-7)	Jackson St. (11/04/2024)
	1.000 (6-6)	at West Virginia (01/29/2025)
	1.000 (6-6)	at Oklahoma St. (12/30/2024)
	1.000 (6-6)	Butler (12/07/2024)
REBOUNDS	50	Toledo (12/18/2024)
	46	Louisiana (11/13/2024)
ASSISTS	20	Hofstra (11/22/2024)
	19	vs Notre Dame (N) (11/27/2024)
	19	Jackson St. (11/04/2024)
STEALS	19	Utah (01/22/2025)
	17	Louisiana (11/13/2024)
BLOCKED SHOTS	11	Utah (01/22/2025)
	10	vs Alabama (N) (11/26/2024)
TURNOVERS	17	Iowa St. (02/22/2025)
	14	at West Virginia (01/29/2025)
FOULS	30	vs Alabama (N) (11/26/2024)
	24	Texas Tech (02/01/2025)

2024-25 Houston Men's Basketball  
Team High/Low Analysis  
All games

as of Mar

## Houston - Game Lows

POINTS	60	at Oklahoma St. (12/30/2024)
	62	at Arizona (02/15/2025)
	62	Troy (12/10/2024)
	63	at West Virginia (01/29/2025)
	65	Kansas (03/03/2025)
	65	TCU (01/06/2025)
	65	vs Notre Dame (N) (11/27/2024)
FIELD GOALS MADE	22	at Texas Tech (02/24/2025)
	22	Troy (12/10/2024)
FIELD GOAL ATTEMPTS	47	Iowa St. (02/22/2025)
	49	at Texas Tech (02/24/2025)
FIELD GOAL PERCENTAGE	.353 (24-68)	Kansas (03/03/2025)
	.369 (24-65)	vs Alabama (N) (11/26/2024)
3 PT FG MADE	3	Cincinnati (03/01/2025)
	3	at UCF (01/18/2025)
3 PT FG ATTEMPTS	12	at Texas Tech (02/24/2025)
	13	vs Auburn (N) (11/09/2024)
3 PT FG PERCENTAGE	.167 (4-24)	Toledo (12/18/2024)
	.188 (3-16)	at UCF (01/18/2025)
FREE THROWS MADE	5	TCU (01/06/2025)
	5	vs Notre Dame (N) (11/27/2024)
FREE THROW ATTEMPTS	6	at West Virginia (01/29/2025)
	6	at Oklahoma St. (12/30/2024)
	6	Butler (12/07/2024)
FREE THROW PERCENTAGE	.556 (5-9)	TCU (01/06/2025)
	.556 (5-9)	vs Notre Dame (N) (11/27/2024)
REBOUNDS	22	Baylor (02/10/2025)
	28	Cincinnati (03/01/2025)
ASSISTS	6	Iowa St. (02/22/2025)
	7	vs Auburn (N) (11/09/2024)
STEALS	1	vs San Diego St. (N) (11/30/2024)
	3	at UCF (01/18/2025)
BLOCKED SHOTS	1	Baylor (02/10/2025)
	2	Texas Tech (02/01/2025)
	2	at West Virginia (01/29/2025)
	2	vs San Diego St. (N) (11/30/2024)
	2	vs Notre Dame (N) (11/27/2024)
TURNOVERS	4	Hofstra (11/22/2024)
	5	at Kansas (01/25/2025)
	5	Utah (01/22/2025)
	5	at Kansas St. (01/11/2025)
	5	vs Notre Dame (N) (11/27/2024)
FOULS	11	West Virginia (01/15/2025)
	12	Oklahoma St. (02/04/2025)
	12	Hofstra (11/22/2024)

2024-25 Houston Men's Basketball  
Team High/Low Analysis  
All games

## Opponent - Game Highs

POINTS	86	at Kansas (01/25/2025)
	85	vs Alabama (N) (11/26/2024)
	82	Texas Tech (02/01/2025)
	74	vs Auburn (N) (11/09/2024)
	73	vs San Diego St. (N) (11/30/2024)
FIELD GOALS MADE	30	at Kansas (01/25/2025)
	27	vs Auburn (N) (11/09/2024)
FIELD GOAL ATTEMPTS	66	at Kansas (01/25/2025)
	62	at UCF (01/18/2025)
FIELD GOAL PERCENTAGE	.579 (22-38)	Baylor (02/10/2025)
	.529 (27-51)	vs Auburn (N) (11/09/2024)
3 PT FG MADE	12	Texas Tech (02/01/2025)
	11	vs Alabama (N) (11/26/2024)
3 PT FG ATTEMPTS	30	at Texas Tech (02/24/2025)
	30	Texas Tech (02/01/2025)
	30	vs Alabama (N) (11/26/2024)
3 PT FG PERCENTAGE	.600 (9-15)	Baylor (02/10/2025)
	.417 (5-12)	Kansas (03/03/2025)
FREE THROWS MADE	30	vs Alabama (N) (11/26/2024)
	24	Texas Tech (02/01/2025)
FREE THROW ATTEMPTS	41	vs Alabama (N) (11/26/2024)
	34	Texas Tech (02/01/2025)
FREE THROW PERCENTAGE	.882 (15-17)	Iowa St. (02/22/2025)
	.842 (16-19)	Kansas (03/03/2025)
REBOUNDS	48	vs Alabama (N) (11/26/2024)
	45	at Kansas (01/25/2025)
ASSISTS	20	at Kansas (01/25/2025)
	16	at Kansas St. (01/11/2025)
STEALS	10	Iowa St. (02/22/2025)
	8	vs San Diego St. (N) (11/30/2024)
BLOCKED SHOTS	7	vs Auburn (N) (11/09/2024)
	6	vs Alabama (N) (11/26/2024)
TURNOVERS	26	Utah (01/22/2025)
	23	Louisiana (11/13/2024)
FOULS	25	vs Alabama (N) (11/26/2024)
	22	Texas Tech (02/01/2025)

2024-25 Houston Men's Basketball  
Team High/Low Analysis  
All games

as

## Opponent - Game Lows

POINTS	36	Utah (01/22/2025)
	40	Jackson St. (11/04/2024)
	42	Troy (12/10/2024)
	44	Hofstra (11/22/2024)
	45	Louisiana (11/13/2024)
FIELD GOALS MADE	12	Troy (12/10/2024)
	13	Utah (01/22/2025)
	13	Butler (12/07/2024)
	13	Jackson St. (11/04/2024)
FIELD GOAL ATTEMPTS	38	Baylor (02/10/2025)
	42	Kansas (03/03/2025)
FIELD GOAL PERCENTAGE	.240 (12-50)	Troy (12/10/2024)
	.259 (14-54)	at Oklahoma St. (12/30/2024)
3 PT FG MADE	2	Troy (12/10/2024)
	3	TCU (01/06/2025)
3 PT FG ATTEMPTS	12	Kansas (03/03/2025)
	15	Baylor (02/10/2025)
3 PT FG PERCENTAGE	.111 (2-18)	Troy (12/10/2024)
	.167 (3-18)	TCU (01/06/2025)
FREE THROWS MADE	3	TCU (01/06/2025)
	4	Hofstra (11/22/2024)
FREE THROW ATTEMPTS	5	Hofstra (11/22/2024)
	7	TCU (01/06/2025)
FREE THROW PERCENTAGE	.417 (5-12)	Utah (01/22/2025)
	.429 (3-7)	TCU (01/06/2025)
REBOUNDS	19	at West Virginia (01/29/2025)
	20	Baylor (02/10/2025)
	20	at Kansas St. (01/11/2025)
ASSISTS	4	TCU (01/06/2025)
	4	Troy (12/10/2024)
STEALS	1	at UCF (01/18/2025)
	1	vs Notre Dame (N) (11/27/2024)
BLOCKED SHOTS	0	Baylor (02/10/2025)
	0	at Kansas (01/25/2025)
	0	at Kansas St. (01/11/2025)
	0	vs Notre Dame (N) (11/27/2024)
	0	Hofstra (11/22/2024)
TURNOVERS	7	vs San Diego St. (N) (11/30/2024)
	10	at Texas Tech (02/24/2025)
FOULS	10	at Oklahoma St. (12/30/2024)
	11	at Arizona (02/15/2025)
	11	at West Virginia (01/29/2025)
	11	TCU (01/06/2025)



2024-25 Houston Men's Basketball  
Player Highs Analysis  
All games

Page 1  
as of Mar 04, 2025

Houston - Individual Game Highs

<b>POINTS</b>	30	LJ Cryer vs Alabama (N) (11/26/2024)
	28	LJ Cryer vs Iowa St. (02/22/2025)
	24	J'Wan Roberts at Kansas (01/25/2025)
	23	Emanuel Sharp vs San Diego St. (N) (11/30/2024)
	22	LJ Cryer vs Kansas (03/03/2025)
	22	Milos Uzan at Texas Tech (02/24/2025)
	22	LJ Cryer vs Texas Tech (02/01/2025)
	22	J'Wan Roberts vs West Virginia (01/15/2025)
	22	LJ Cryer vs Troy (12/10/2024)
<b>FIELD GOALS MADE</b>	11	LJ Cryer vs Iowa St. (02/22/2025)
	10	J'Wan Roberts at Kansas (01/25/2025)
	10	J'Wan Roberts at UCF (01/18/2025)
	10	J'Wan Roberts vs West Virginia (01/15/2025)
<b>FIELD GOAL ATTEMPTS</b>	26	LJ Cryer vs Alabama (N) (11/26/2024)
	21	J'Wan Roberts at Kansas (01/25/2025)
<b>FIELD GOAL PERCENTAGE (min 5 made)</b>	1.000 (6-6)	Joseph Tugler vs Hofstra (11/22/2024)
	1.000 (5-5)	Mylik Wilson vs BYU (01/04/2025)
<b>3 PT FG MADE</b>	6	LJ Cryer vs Troy (12/10/2024)
	5	LJ Cryer vs Iowa St. (02/22/2025)
	5	LJ Cryer vs West Virginia (01/15/2025)
	5	LJ Cryer vs A&M-Corpus Christi (12/21/2024)
	5	LJ Cryer vs San Diego St. (N) (11/30/2024)
	5	Emanuel Sharp vs Hofstra (11/22/2024)
<b>3 PT FG ATTEMPTS</b>	13	LJ Cryer vs San Diego St. (N) (11/30/2024)
	11	LJ Cryer vs Oklahoma St. (02/04/2025)
<b>3 PT FG PERCENTAGE (min 2 made)</b>	1.000 (5-5)	Emanuel Sharp vs Hofstra (11/22/2024)
	1.000 (2-2)	Milos Uzan at Colorado (02/08/2025)
	1.000 (2-2)	Mylik Wilson vs BYU (01/04/2025)
	1.000 (2-2)	Milos Uzan vs A&M-Corpus Christi (12/21/2024)
	1.000 (2-2)	Mylik Wilson vs Hofstra (11/22/2024)
	1.000 (2-2)	Joseph Tugler vs Hofstra (11/22/2024)
	1.000 (2-2)	Emanuel Sharp vs Louisiana (11/13/2024)
<b>FREE THROWS MADE</b>	10	J'Wan Roberts at Texas Tech (02/24/2025)
	10	LJ Cryer vs Alabama (N) (11/26/2024)
<b>FREE THROW ATTEMPTS</b>	12	J'Wan Roberts at Texas Tech (02/24/2025)
	10	LJ Cryer vs Alabama (N) (11/26/2024)



2024-25 Houston Men's Basketball  
Player Highs Analysis  
All games

Page 2  
as of Mar 04, 2025

Houston - Individual Game Highs

<b>FREE THROW PERCENTAGE (min 3 made)</b>	1.000 (10-10)	LJ Cryer vs Alabama (N) (11/26/2024)
	1.000 (9-9)	Emanuel Sharp vs A&M-Corpus Christi (12/21/2024)
	1.000 (9-9)	Emanuel Sharp vs San Diego St. (N) (11/30/2024)
	1.000 (6-6)	Ja'Vier Francis at Arizona St. (02/18/2025)
	1.000 (6-6)	Ja'Vier Francis at UCF (01/18/2025)
	1.000 (5-5)	Emanuel Sharp vs Kansas (03/03/2025)
	1.000 (5-5)	J'Wan Roberts vs Louisiana (11/13/2024)
	1.000 (4-4)	LJ Cryer vs Cincinnati (03/01/2025)
	1.000 (4-4)	Terrance Arceneaux at Colorado (02/08/2025)
	1.000 (4-4)	LJ Cryer at Kansas St. (01/11/2025)
	1.000 (4-4)	Emanuel Sharp vs BYU (01/04/2025)
	1.000 (4-4)	Emanuel Sharp vs Toledo (12/18/2024)
	1.000 (4-4)	Emanuel Sharp vs Troy (12/10/2024)
	1.000 (4-4)	Terrance Arceneaux vs Butler (12/07/2024)
	1.000 (4-4)	Terrance Arceneaux vs Louisiana (11/13/2024)
	1.000 (4-4)	Emanuel Sharp vs Auburn (N) (11/09/2024)
	1.000 (4-4)	LJ Cryer vs Jackson St. (11/04/2024)
	1.000 (3-3)	LJ Cryer at West Virginia (01/29/2025)
	1.000 (3-3)	Emanuel Sharp vs West Virginia (01/15/2025)
	1.000 (3-3)	Joseph Tugler vs Toledo (12/18/2024)
<b>REBOUNDS</b>	12	J'Wan Roberts vs Butler (12/07/2024)
	12	J'Wan Roberts vs San Diego St. (N) (11/30/2024)
<b>ASSISTS</b>	10	Milos Uzan vs Jackson St. (11/04/2024)
	9	Milos Uzan at Kansas (01/25/2025)
	9	Milos Uzan vs Notre Dame (N) (11/27/2024)
<b>STEALS</b>	5	Mylik Wilson vs Utah (01/22/2025)
	4	Mylik Wilson vs Kansas (03/03/2025)
	4	J'Wan Roberts vs Kansas (03/03/2025)
	4	Joseph Tugler vs Utah (01/22/2025)
	4	LJ Cryer at Oklahoma St. (12/30/2024)
	4	Terrance Arceneaux vs Hofstra (11/22/2024)
	4	Emanuel Sharp vs Louisiana (11/13/2024)
	4	Mercy Miller vs Louisiana (11/13/2024)
	4	Milos Uzan vs Jackson St. (11/04/2024)
<b>BLOCKED SHOTS</b>	8	Joseph Tugler vs Alabama (N) (11/26/2024)
	5	Joseph Tugler at Kansas (01/25/2025)
<b>TURNOVERS</b>	5	J'Wan Roberts vs Texas Tech (02/01/2025)
	4	Milos Uzan vs Cincinnati (03/01/2025)
	4	Milos Uzan vs Iowa St. (02/22/2025)
	4	Milos Uzan vs Texas Tech (02/01/2025)
	4	Terrance Arceneaux vs Troy (12/10/2024)
<b>FOULS</b>	5	Joseph Tugler at Texas Tech (02/24/2025)
	5	Joseph Tugler at Arizona St. (02/18/2025)
	5	Joseph Tugler vs Utah (01/22/2025)
	5	Joseph Tugler vs BYU (01/04/2025)
	5	Joseph Tugler at Oklahoma St. (12/30/2024)
	5	Milos Uzan vs San Diego St. (N) (11/30/2024)
	5	Emanuel Sharp vs Alabama (N) (11/26/2024)
	5	Milos Uzan vs Alabama (N) (11/26/2024)
	5	Milos Uzan vs Auburn (N) (11/09/2024)



2024-25 Houston Men's Basketball  
Player Highs Analysis  
All games

Page 3/4  
as of Mar 04, 2025

Opponent - Individual Game Highs

<b>POINTS</b>	26	Alston Mason at Arizona St. (02/18/2025)
	24	Mark Sears vs Alabama (N) (11/26/2024)
	23	Chance McMillian vs Texas Tech (02/01/2025)
	22	Julian Hammond III at Colorado (02/08/2025)
	22	Tae Davis vs Notre Dame (N) (11/27/2024)
<b>FIELD GOALS MADE</b>	10	Johni Broome vs Auburn (N) (11/09/2024)
	9	Noah Reynolds vs TCU (01/06/2025)
	9	Tae Davis vs Notre Dame (N) (11/27/2024)
<b>FIELD GOAL ATTEMPTS</b>	19	Jizzle James vs Cincinnati (03/01/2025)
	18	JT Toppin at Texas Tech (02/24/2025)
	18	Braeden Shrewsberry vs Notre Dame (N) (11/27/2024)
<b>FIELD GOAL PERCENTAGE (min 5 made)</b>	1.000 (5-5)	V.J. Edgecombe vs Baylor (02/10/2025)
	.889 (8-9)	Alston Mason at Arizona St. (02/18/2025)
	.889 (8-9)	Norchad Omier vs Baylor (02/10/2025)
<b>3 PT FG MADE</b>	5	Julian Hammond III at Colorado (02/08/2025)
	5	Rylan Griffen at Kansas (01/25/2025)
	5	Brendan Hausen at Kansas St. (01/11/2025)
	5	Tahaad Pettiford vs Auburn (N) (11/09/2024)
<b>3 PT FG ATTEMPTS</b>	13	Braeden Shrewsberry vs Notre Dame (N) (11/27/2024)
	11	Kerwin Walton at Texas Tech (02/24/2025)
	11	Brendan Hausen at Kansas St. (01/11/2025)
<b>3 PT FG PERCENTAGE (min 2 made)</b>	1.000 (2-2)	Jeremy Roach vs Baylor (02/10/2025)
	.833 (5-6)	Rylan Griffen at Kansas (01/25/2025)
<b>FREE THROWS MADE</b>	12	Mark Sears vs Alabama (N) (11/26/2024)
	9	KJ Adams vs Kansas (03/03/2025)
<b>FREE THROW ATTEMPTS</b>	14	Mark Sears vs Alabama (N) (11/26/2024)
	10	KJ Adams vs Kansas (03/03/2025)
<b>FREE THROW PERCENTAGE (min 3 made)</b>	1.000 (7-7)	Chance McMillian vs Texas Tech (02/01/2025)
	1.000 (6-6)	Milan Momcilovic vs Iowa St. (02/22/2025)
	1.000 (6-6)	Robert Jennings at Oklahoma St. (12/30/2024)
	1.000 (5-5)	Elijah Hawkins vs Texas Tech (02/01/2025)
	1.000 (5-5)	Hunter Dickinson at Kansas (01/25/2025)
	1.000 (5-5)	Sam Lewis vs Toledo (12/18/2024)
	1.000 (4-4)	Caleb Love at Arizona (02/15/2025)
	1.000 (4-4)	V.J. Edgecombe vs Baylor (02/10/2025)
	1.000 (4-4)	Jordan Ivy-Curry at UCF (01/18/2025)
	1.000 (4-4)	Dallin Hall vs BYU (01/04/2025)
	1.000 (4-4)	Jamyron Keller at Oklahoma St. (12/30/2024)
	1.000 (4-4)	Mouhamed Dioubate vs Alabama (N) (11/26/2024)
	1.000 (4-4)	Christian Wright vs Louisiana (11/13/2024)
	1.000 (3-3)	Augusto Cassia vs Butler (12/07/2024)
	1.000 (3-3)	Cruz Davis vs Hofstra (11/22/2024)
<b>REBOUNDS</b>	16	Mouhamed Dioubate vs Alabama (N) (11/26/2024)
	12	Hunter Dickinson vs Kansas (03/03/2025)
<b>ASSISTS</b>	12	Dajuan Harris Jr. at Kansas (01/25/2025)
	8	Joshua Jefferson vs Iowa St. (02/22/2025)
	8	Javon Small vs West Virginia (01/15/2025)
<b>STEALS</b>	7	Joshua Jefferson vs Iowa St. (02/22/2025)
	5	Arturo Dean vs Oklahoma St. (02/04/2025)
	5	BJ Davis vs San Diego St. (N) (11/30/2024)
<b>BLOCKED SHOTS</b>	5	Magoon Gwath vs San Diego St. (N) (11/30/2024)
	5	Johni Broome vs Auburn (N) (11/09/2024)
<b>TURNOVERS</b>	7	Hunter Dickinson vs Kansas (03/03/2025)
	6	Zeke Mayo vs Kansas (03/03/2025)



2024-25 Houston Men's Basketball  
Player Highs Analysis  
All games

as of Mar 04, 2025

Opponent - Individual Game Highs

<b>FOULS</b>	5	Hunter Dickinson vs Kansas (03/03/2025)
	5	Darrion Williams vs Texas Tech (02/01/2025)
	5	Federiko Federico vs Texas Tech (02/01/2025)
	5	Flory Bidunga at Kansas (01/25/2025)
	5	Zeke Cook vs Louisiana (11/13/2024)
	5	Jeremiah Evans vs Louisiana (11/13/2024)

## TEAM GAME-by-GAME STATISTICS

Team	Date	W/L	Pts	1st/2nd	FG-A	Pct.	3P-A	Pct.	FT-A	Pct.	Off	Def	Reb	PF	Ast	TO	Bl	St
#4/4 HOUSTON	11/4/24	W	97	52/45	39-67	.582	12-20	.600	7-7	1.000	11	28	39	13	19	9	6	12
vs. Jackson State			40	13/27	13-47	.277	4-23	.174	10-15	.667	8	17	25	14	8	21	3	3
#4/4 HOUSTON	11/9/24	L	69	33/36	24-58	.414	5-13	.385	16-22	.727	15	18	33	20	7	10	3	5
vs. #11/11 Auburn			74	28/46	27-51	.529	7-23	.304	13-19	.684	11	22	33	21	14	12	7	6
#8/10 HOUSTON	11/13/24	W	91	51/40	31-68	.456	10-23	.435	19-27	.704	18	28	46	13	13	10	4	17
vs. Louisiana			45	25/20	15-46	.326	6-21	.286	9-12	.750	4	24	28	21	7	23	2	4
#7/7 HOUSTON	11/22/24	W	80	48/32	29-62	.468	12-24	.500	10-16	.625	10	29	39	12	20	4	6	10
vs. Hofstra			44	18/26	16-52	.308	8-25	.320	4-5	.800	7	25	32	15	7	15	0	3
#6/7 HOUSTON	11/26/24	L	80 (OT)	36/42/2	24-65	.369	6-19	.316	26-33	.788	16	23	39	30	8	12	10	10
vs. #9/9 Alabama			85	34/44/7	22-60	.367	11-30	.367	30-41	.732	20	28	48	25	14	15	6	5
#6/7 HOUSTON	11/27/24	W	65	39/26	27-60	.450	6-23	.261	5-9	.556	8	24	32	16	19	5	2	5
vs. Notre Dame			54	31/23	19-49	.388	7-21	.333	9-14	.643	7	27	34	12	12	12	0	1
#6/7 HOUSTON	11/30/24	L	70 (OT)	30/35/5	23-62	.371	11-24	.458	13-17	.765	17	23	40	21	13	12	2	1
vs. San Diego State			73	25/40/8	23-57	.404	9-25	.360	18-27	.667	14	24	38	15	13	7	5	8
#17/18 HOUSTON	12/7/24	W	79	28/51	32-60	.533	9-18	.500	6-6	1.000	13	28	41	17	8	11	5	6
at Butler			51	18/33	13-46	.283	9-28	.321	16-22	.727	7	15	22	12	10	12	1	5
5/15/13 HOUSTON	12/10/24	W	62	33/29	22-51	.431	9-19	.474	9-14	.643	13	25	38	16	17	10	9	7
vs. Troy			42	11/31	12-50	.240	2-18	.111	16-22	.727	17	19	36	18	4	12	3	5
#15/12 HOUSTON	12/18/24	W	78	39/39	30-67	.448	4-24	.167	14-19	.737	16	34	50	18	12	12	5	10
vs. Toledo			49	22/27	16-54	.296	5-18	.278	12-18	.667	6	23	29	15	7	14	2	6
#15/12 HOUSTON	12/21/24	W	87	46/41	26-53	.491	14-29	.483	21-25	.840	13	23	36	14	17	8	8	9
vs. Texas A&M-Corpus Christi			51	27/24	18-56	.321	5-19	.263	10-16	.625	17	17	34	16	13	13	2	4
#14/14 HOUSTON	12/30/24	W	60	28/32	24-57	.421	6-20	.300	6-6	1.000	5	29	34	16	9	12	5	8
at Oklahoma State			47	18/29	14-54	.259	4-19	.211	15-18	.833	11	28	39	10	7	14	1	7
#14/14 HOUSTON	1/4/25	W	86	39/47	29-59	.482	16-34	.471	12-16	.750	15	22	37	15	15	11	7	9
vs. BYU			55	22/33	18-48	.375	8-24	.333	11-15	.733	7	17	24	15	14	15	2	6
#12/11 HOUSTON	1/6/25	W	65	29/36	26-54	.481	8-19	.421	5-9	.556	11	19	30	14	14	10	6	11
vs. TCU			46	22/24	20-47	.426	3-18	.167	3-7	.429	9	18	27	11	4	19	2	4
#12/11 HOUSTON	1/11/25	W	87	46/41	34-69	.493	6-14	.429	13-20	.650	16	28	44	16	13	5	3	8
at Kansas State			57	24/33	19-47	.404	10-25	.400	9-14	.643	2	18	20	17	16	15	0	3
#10/8 HOUSTON	1/15/25	W	70	40/30	25-51	.490	11-26	.423	9-12	.750	9	21	30	11	11	7	4	6
vs. rv/#25 West Virginia			54	27/27	19-43	.442	9-22	.409	7-11	.636	6	17	23	17	10	12	2	5
#10/8 HOUSTON	1/18/25	W	69	30/39	29-69	.420	3-16	.188	8-11	.727	18	24	42	20	8	8	3	4
at UCF			68	38/30	25-62	.403	7-23	.304	11-17	.647	16	25	41	14	11	13	1	5
#7/5 HOUSTON	1/20/25	W	70	41/29	26-60	.433	5-18	.278	13-19	.684	15	18	33	13	15	5	11	19
vs. Utah			36	17/19	13-43	.302	5-17	.294	5-12	.417	15	21	36	19	7	26	1	3
#7/5 HOUSTON	1/25/25	W	92 (2OT)	31/35/13/13	35-73	.479	8-25	.320	14-25	.560	12	31	43	22	17	5	5	5
at #12/11 Kansas			86	38/28/13/7	30-66	.455	9-25	.360	17-30	.567	11	34	45	17	20	12	0	4
#6/5 HOUSTON	1/29/25	W	63	39/24	25-52	.481	7-18	.389	6-6	1.000	13	21	34	13	8	14	2	5
at rv/rv West Virginia			49	19/30	20-43	.465	4-18	.222	5-11	.455	5	14	19	11	11	12	1	6
#6/5 HOUSTON	2/1/25	L	81	37/35/9	29-64	.453	5-14	.357	18-27	.667	16	22	38	24	11	12	2	9
vs. #22/19 Texas Tech			82	41/31/10	23-54	.426	12-30	.400	24-34	.706	14	23	37	22	10	13	4	6
#5/5 HOUSTON	2/4/25	W	72	39/33	26-62	.419	8-21	.381	12-14	.857	18	22	40	12	16	10	3	6
vs. Oklahoma State			63	33/30	25-49	.510	7-19	.368	6-12	.500	4	20	24	16	14	11	2	6
#5/5 HOUSTON	2/8/25	W	69	31/38	27-56	.482	6-15	.400	9-15	.600	15	23	38	18	8	9	3	5
at Colorado			59	27/32	19-46	.413	9-23	.391	12-16	.750	8	18	26	15	13	12	4	5
#6/6 HOUSTON	2/10/25	W	76	38/38	27-53	.509	10-24	.417	12-16	.750	9	13	22	16	17	7	1	6
vs. rv/rv Baylor			65	30/35	22-38	.579	9-15	.600	12-16	.750	4	16	20	17	10	15	0	5
#6/6 HOUSTON	2/15/25	W	62	25/37	25-58	.431	5-17	.294	7-9	.778	6	24	30	13	11	7	3	7
at #13/13 Arizona			58	37/28	20-54	.370	5-23	.217	13-17	.765	11	28	39	11	14	11	4	3
#5/5 HOUSTON	2/18/25	W	80	47/33	26-54	.481	11-23	.478	17-20	.850	13	23	36	20	15	12	4	6
at Arizona State			65	31/34	19-44	.432	8-22	.364	19-26	.731	8	17	25	18	12	13	4	2
#5/5 HOUSTON	2/22/25	W	68	34/34	25-47	.532	10-17	.588	8-10	.800	6	23	29	15	6	17	4	7
vs. #8/8 Iowa State			59	22/37	18-46	.391	8-20	.400	15-17	.882	6	16	22	14	13	12	4	10
#4/4 HOUSTON	2/24/25	W	69	33/36	22-49	.449	6-12	.500	19-23	.826	7	26	33	18	12	9	3	7
at #10/10 Texas Tech			61	30/31	17-57	.298	6-30	.200	21-26	.808	17	23	40	18	10	10	3	6
#4/4 HOUSTON	3/1/25	W	73	37/36	30-56	.536	3-14	.214	10-12	.833	6	22	28	13	9	9	4	7
vs. Cincinnati			64	25/39	26-59	.441	6-20	.300	6-8	.750	11	21	32	17	9	11	2	6
#3/3 HOUSTON	3/3/25	W	65	30/35	24-68	.353	7-20	.350	10-14	.714	17	20	37	13	9	6	6	16
vs. Kansas			59	27/32	19-42	.452	5-12	.417	16-19	.842	5	29	34	15	12	20	5	4
HOUSTON	3/6/25																	
at Baylor																		